



INDIANAPOLIS COLTS WEEKLY MEDIA GUIDE

WEEK 8

INDIANAPOLIS COLTS (3-4) VS. NEW ORLEANS SAINTS (3-4)



1:00 PM ET | SUNDAY, OCT. 29, 2023 | LUCAS OIL STADIUM

COLTS HOST SAINTS FOR FIRST TIME SINCE 2015



Colts Cornerback
Kenny Moore II

The Indianapolis Colts will host the New Orleans Saints in Week 8. Kickoff is set for 1:00 p.m. ET on Sunday, Oct. 29, at Lucas Oil Stadium.

The contest will mark the 14th all-time regular season meeting between the teams, with the Saints holding an 8-5 advantage. In the last matchup between the teams on Dec. 16, 2019, New Orleans won 34-7.

In Week 7, the Colts hosted the Cleveland Browns and were defeated, 39-38.

Following a Browns touchdown on their opening offensive possession, the Colts responded with rookie wide receiver **Josh Downs**' 59-yard touchdown reception.

Quarterback **Gardner Minshew II** had his first of two rushing touchdowns with 4:28 remaining in the opening stanza to give Indy a 14-7 advantage.

Cleveland outscored the Colts in the second quarter, 20-7, on a Kareem Hunt two-yard touchdown run, a sack-fumble recovery in the end zone, and two Dustin Hopkins field goals.

Hopkins notched his second of three 50-plus yard field goals in the third quarter before running back **Jonathan Taylor** registered his first rushing touchdown of the season on a five-yard carry for Indy.

Both teams traded field goals before wide receiver **Michael Pittman Jr.** gave the Colts a 38-33 lead with a 75-yard touchdown catch. On Cleveland's last drive of the game, the Browns scored on Kareem Hunt's fourth-and-one rushing attempt from the one-yard line to clinch the victory.

Minshew II completed 15-of-23 passes for 305 yards and two touchdowns with one interception for a 119.4 passer rating. **Taylor** led Indianapolis in rushing with 75 yards and one score while **Downs** contributed five receptions for 125 yards and one touchdown.

Defensively, linebacker **Zaire Franklin** led the team with 11 tackles (nine solo) while safety **Julian Blackmon** posted five stops (four solo), 2.0 tackles for loss, two passes defended and one interception.

MEDIA SCHEDULE: OCT. 17-20

Tues., Oct. 24

12:15 p.m. – Coordinators Available via Zoom

Wed., Oct. 25

11:20 a.m. – Shane Steichen Available
12:35 p.m. – Players Available
1:50 p.m. – Practice (Limited Availability)

Thurs., Oct. 26

11:25 a.m. – Select Assistant Coaches and Players Available
1:00 p.m. – Practice (Limited Availability)

Friday, Oct. 27

11:55 a.m. – Practice (Limited Availability)
12:55 p.m. – Shane Steichen Available
1:05 p.m. – Players Available

BROADCAST INFORMATION

TV coverage: FOX

Play-by-Play: Kevin Kugler

Color Analyst: Mark Sanchez

Sideline: Laura Okmin



Radio coverage: WFNI 6 WLHK

Play-by-Play: Matt Taylor

Color Analyst: Rick Venturi

Sideline: Larra Overton



INDIANAPOLIS COLTS 2023 SCHEDULE

PRESEASON (2-1)

| Day | Date | Opponent | Time | Network/Result |
|--------|---------|-----------------|---------|----------------|
| Sat. | Aug. 12 | at Buffalo | 1:00 PM | L, 19-23 |
| Sat. | Aug. 19 | CHICAGO | 7:00 PM | W, 24-17 |
| Thurs. | Aug. 24 | at Philadelphia | 8:00 PM | W, 27-13 |

REGULAR SEASON (3-4)

| Day | Date | Opponent | Time | Network/Result |
|------|----------|----------------------|---------|----------------|
| Sun. | Sept. 10 | JACKSONVILLE | 1:00 PM | L, 21-31 |
| Sun. | Sept. 17 | at Houston | 1:00 PM | W, 31-20 |
| Sun. | Sept. 24 | at Baltimore | 1:00 PM | W, 22-19 OT |
| Sun. | Oct. 1 | LOS ANGELES RAMS | 1:00 PM | L, 23-29 OT |
| Sun. | Oct. 8 | TENNESSEE | 1:00 PM | W, 23-16 |
| Sun. | Oct. 15 | at Jacksonville | 1:00 PM | L, 20-37 |
| Sun. | Oct. 22 | CLEVELAND | 1:00 PM | L, 38-39 |
| Sun. | Oct. 29 | NEW ORLEANS | 1:00 PM | FOX |
| Sun. | Nov. 5 | at Carolina | 4:05 PM | CBS |
| Sun. | Nov. 12 | vs. New England | 9:30 AM | NFLN |
| | | (Frankfurt, Germany) | | |
| Sun. | Nov. 19 | BYE WEEK | | |
| Sun. | Nov. 26 | TAMPA BAY | 1:00 PM | CBS |
| Sun. | Dec. 3 | at Tennessee | 1:00 PM | CBS |
| Sun. | Dec. 10 | at Cincinnati | 1:00 PM | CBS |
| TBD | TBD | PITTSBURGH | TBD | TBD |
| Sun. | Dec. 24 | at Atlanta | 1:00 PM | FOX |
| Sun. | Dec. 31 | LAS VEGAS | 1:00 PM | CBS |
| TBD | TBD | HOUSTON | TBD | TBD |

* All times are Eastern; Home games in **BOLD CAPS**

COLTS MEDIA WEBSITE

On the Colts media website, <http://nflomg.com>, media outlets can access up-to-date Colts information, including press releases, transcripts, daily notes and game releases. The site also offers access to the 2023 media guide.

Login: coltsmedia

Password: colts

Season and game-by-game credential requests can be sent to credentials@colts.com. You can also submit credential requests to NFLOMG.com.

TABLE OF CONTENTS

| | |
|---|---|
| Season Preview/Schedule | 1 |
| Table of Contents/Important Information | 2 |
| Head Coach Comparison | 3 |
| Connections | 4 |
| All-Time Results/Statistical Comparison | 5 |

COLTS NOTES

| | |
|---|-------|
| Colts Re-Signings..... | 6 |
| Colts Notable Offseason Acquisitions..... | 7 |
| Colts 2023 Draft Class | 8-9 |
| Coaching Staff Additions | 10-11 |
| Coaching Staff Title Changes..... | 11 |
| What To Look For In 2023 | 12 |
| Milestones Reached in 2023 | 13-15 |
| Team/Offensive Notes..... | 16-20 |
| Jonathan Taylor Notes..... | 21-25 |
| Defensive Notes..... | 26-29 |
| DeForest Buckner Notes..... | 30-32 |
| Shaquille Leonard Notes..... | 33-35 |
| Special Teams Notes..... | 36-37 |

2023 AFC SOUTH STANDINGS

| Team | W | L | T | Pct. | Pts. | Opp. |
|---------------------|----------|----------|----------|-------------|------------|------------|
| Jacksonville | 5 | 2 | 0 | .714 | 173 | 146 |
| Houston | 3 | 3 | 0 | .500 | 135 | 113 |
| Indianapolis | 3 | 4 | 0 | .429 | 178 | 191 |
| Tennessee | 2 | 4 | 0 | .333 | 104 | 117 |

COLTS REGULAR SEASON RECORD AT LOS

COLTS ALL-TIME ROOF/WINDOW RECORD AT LUCAS OIL STADIUM

RECORD AT LUCAS OIL STADIUM: 125 games (75-50)

ROOF OPEN & WINDOW OPEN: 27 games (15-12)

ROOF OPEN & WINDOW CLOSED: 11 games (10-1)

ROOF CLOSED & WINDOW OPEN: 6 games (1-5)

ROOF & WINDOW CLOSED: 81 games (49-32)

2023 REGULAR SEASON OPPONENTS

In 2023, the Colts will face their AFC division foes as well as opponents from the AFC North and NFC South divisions. Additionally, they will face off against the Las Vegas Raiders, Los Angeles Rams and New England Patriots.

INDIANAPOLIS COLTS 2023 REGULAR SEASON OPPONENTS

| Team | H/A | 2022 RS Record | Last RS Meeting/Result |
|--------------|-----|-------------------------|---------------------------|
| Tennessee | H/A | 7-10 (.412) | H - 10/8/23 - W, 23-16 |
| Houston | H/A | 3-13-1 (.206) | A - 9/17/23 - W, 31-20 |
| Jacksonville | H/A | 9-8 (.529) | A - 10/15/23 - L, 20-37 |
| Cleveland | H | 7-10 (.412) | H - 10/22/23 - L, 38-39 |
| Pittsburgh | H | 9-8 (.529) | H - 11/28/22 - L, 17-24 |
| New Orleans | H | 7-10 (.412) | A - 12/16/19 - L, 7-34 |
| Tampa Bay | H | 8-9 (.471) | H - 11/28/21 - L, 31-38 |
| Las Vegas | H | 6-11 (.353) | A - 11/13/22 - W, 25-20 |
| L.A. Rams | H | 5-12 (.294) | H - 10/1/23 - L, 23-29 OT |
| Baltimore | A | 10-7 (.588) | A - 9/24/23 - W, 22-19 OT |
| Cincinnati | A | 12-4 (.750) | H - 10/18/20 - W, 31-27 |
| Carolina | A | 7-10 (.412) | H - 12/22/19 - W, 38-6 |
| Atlanta | A | 7-10 (.412) | H - 9/22/19 - W, 27-24 |
| New England | A | 8-9 (.471) | A - 11/6/22 - L, 3-26 |
| Total | | 105-131-1 (.443) | |

2023 AWARDS

K-Matt Gay

AFC Special Teams Player of the Week (Week 3 at Baltimore – First)

2023 CAPTAINS



IMPORTANT NFL DATES

2023

October 31

All trading ends for 2023 at 4:00 p.m., New York time.

November 1

Players with at least four previous pension-credited seasons are subject to the waiver system for the remainder of the regular season and postseason.

November 5

NFL International Game at Frankfurt Stadium (Frankfurt, Germany) Miami Dolphins vs. Kansas City Chiefs.

November 12

NFL International Game at Frankfurt Stadium (Frankfurt, Germany) Indianapolis Colts vs. New England Patriots.

November 14

•Prior to 4:00 p.m., New York time, deadline for Clubs to sign their restricted free agents, including those to whom the “June 1 Tender” was made. If such players remain unsigned after this date, they are prohibited from playing in NFL in 2023.


•Prior to 4:00 p.m., New York time, deadline for clubs to sign their unrestricted free agents to whom the “UFA Tender” was made. If still unsigned after this date, such players are prohibited from playing in NFL in 2023.

•Prior to 4:00 p.m., New York time, deadline for clubs to sign their unsigned Franchise and Transition Players, including Franchise Players who were eligible to receive offer sheets until this date.

•At 4:00 p.m., New York time, signing period ends for Franchise Players who are eligible to receive offer sheets.



COLTS HEAD COACH SHANE STEICHEN



COACHING EXPERIENCE: 14th season
NFL EXPERIENCE: 13th season
COLTS HEAD COACH: 1st season
REGULAR SEASON: 3-4 (.429)
POSTSEASON: 0-0 (.000)

PRO CAREER: Shane Steichen was hired as head coach of the Indianapolis Colts on Feb. 14, 2023. He has 13 years of coaching experience, including the last 12 seasons in the NFL.

Steichen served as the offensive coordinator of the Philadelphia Eagles the last two seasons and helped the team reach Super Bowl LVII in 2022. During his two seasons as offensive coordinator, he coordinated an offense that ranked first in the NFL in rushing yards per game (153.6), rushing yards (5,224) and rushing touchdowns (57) over that time frame. Philadelphia also ranked tied for first in fewest interceptions (19) and third in fourth-down conversion percentage (58.92). Additionally, the Eagles offense set single-season franchise records in third-down conversion percentage in back-to-back seasons.

In 2022, Steichen guided a Philadelphia offense that finished in the top 10 in numerous categories, including yards per game (389.1 – third), points per game (28.1 – third), rushing yards per game (147.6 – fifth), passing yards per game (241.5 – ninth), fewest turnovers (19 – tied-fifth), first downs per game (22.6 – third), third-down percentage (franchise-record 45.95 – fourth), fourth-down percentage (68.75 – fourth), red-zone percentage (67.80 – third), goal-to-go percentage (82.35 – fifth), points scored on their first offensive possession (62 – first) and plays of 10+ yards (253 – second). The Eagles were one of just two teams to finish in the top 10 in rushing yards per game and passing yards per game. Philadelphia led the NFL with eight total Pro Bowl selections in 2022, including six on offense (A.J. Brown, Landon Dickerson, Jalen Hurts, Lane Johnson, Jason Kelce and Miles Sanders). Additionally, Johnson (first-team), Kelce (first-team), Brown (second-team) and Hurts (second-team) each earned Associated Press All-Pro honors.

In his first season with the Eagles, Steichen orchestrated the NFL's most productive rushing offense, as Philadelphia led the league with a franchise-record 2,715 yards. The Eagles ranked fourth in third-down percentage (then team-record 45.7), eighth in red-zone percentage (62.3) and fifth in fewest turnovers (16).


Prior to Philadelphia, Steichen spent seven seasons (2014-20) with the Los Angeles/San Diego Chargers where he served as offensive coordinator (2020), interim offensive coordinator (2019), quarterbacks coach (2016-19) and offensive quality control/wide receivers (2014-15). The Chargers offense finished in the top 10 in passing yards per game in each of his seven years on the offensive staff, including the league's best in 2017.

In 2013, Steichen assisted the quarterbacks as an offensive quality control coach with the Cleveland Browns. He began his NFL career as a defensive assistant with the Chargers (2011-12) after spending one season as a full-time offensive assistant at Louisville (2010).

Steichen also served as an offensive graduate assistant (2008-09) and student graduate assistant (2007) at his alma mater, Nevada-Las Vegas.

BACKGROUND: A four-year letterman (2003-06) at quarterback for the Rebels, Steichen left as the school's 12th all-time leading passer with 2,755 yards and 22 touchdowns. He also registered 399 rushing yards and five touchdowns.

SAINTS HEAD COACH DENNIS ALLEN



COACHING EXPERIENCE: 28th season
NFL EXPERIENCE: 22nd season
SAINTS HEAD COACH: 4th season
REGULAR SEASON: 18-42 (.300)
POSTSEASON: 0-0 (.000)

PRO CAREER: Dennis Allen was named the 17th head coach in Saints history on Feb. 8, 2022. He is in his 28th year coaching and 22nd in the NFL.

Allen was promoted from defensive coordinator, for which he served for six-and-a-half seasons. He has been a member of the New Orleans coaching staff for 13 years.

In his first season as head coach, the Saints rallied to win three of their last four games, finished in the top 10 in five major defensive categories and improved at least nine spots from the previous year in both total offense and passing offense.

Before rejoining the Saints staff in 2015 for his second stint with the team, Allen served as head coach of the Oakland Raiders from 2012-14 and as defensive coordinator of the Denver Broncos in 2011.

Prior to his first stint in New Orleans from 2006-10, he was also an assistant in Atlanta from 2002-05.

BACKGROUND: Allen earned a bachelor of business administration degree and a master's degree in kinesiology from Texas A&M, where he played safety from 1992-95 and started the final 21 games of his career.

Prior to entering the NFL coaching ranks in 2002, Allen served as a graduate assistant at his alma mater from 1996-99 and as secondary coach at Tulsa from 2000-01.

COLTS/SAINTS CONNECTIONS

INDIANA/LOUISIANA CONNECTIONS

- Colts **Defensive Quality Control Coach Brent Jackson** is from Lafayette, La., coached as a full-time student at Louisiana Lafayette from 2015-18 and earned a master's degree from LSU in 2020.
- Indianapolis **Assistant Offensive Line Coach Chris Watt** spent the 2021 season at Tulane as offensive line coach.
- Colts **Wide Receivers Coach Reggie Wayne** hails from New Orleans. He was inducted into the Greater New Orleans Sports Hall of Fame in 2021 and the Louisiana Sports Hall of Fame in 2018.
- New Orleans **DE-Isaiah Foskey** (2019-22) and **K-Blake Grupe** (2022) played at Notre Dame.
- Saints **DL-James Hurst** is from Plainfield, Ind. and prepped at Plainfield High School.
- New Orleans **LB-Pete Werner** hails from Indianapolis and attended Cathedral High School.
- Saints **CB-Lonnie Johnson Jr.** is from Gary, Ind. and went to Gary West Side High School.

FORMER COLTS/SAINTS

- New Orleans **Defensive Line Coach Todd Grantham** spent three seasons (1999-2001) on the coaching staff in Indianapolis.
- Saints **Defensive Assistant Matt Giordano** was selected by the Colts in the fourth round (135th overall) of the 2005 NFL Draft and spent four seasons (2005-08) with the team.

COLLEGE CONNECTIONS

- Colts **C-Ryan Kelly** and Saints **RB-Alvin Kamara** spent the 2013 season together at Alabama.
- Indianapolis **DT-Taven Bryan** (2014-17) was teammates with New Orleans **G-Max Garcia** (2012-14) and **S-Marcus Maye** (2013-16) at Florida.
- Colts **TE-Will Mallory** spent five seasons (2018-22) at Miami (FL) with Saints **P-Lou Hedley**.
- Indianapolis **DE-Kwity Paye** (2017-20), **LB-Cameron McGrone** (2018-20) and New Orleans **C/G-Cesar Ruiz** (2017-19) all played together at Michigan.
- Colts **DE-Tyquan Lewis** (2014-17), **Special Teams Coordinator Brian Mason** (2015-16), Saints **CB-Marshon Lattimore** (201-17) and **LB-Pete Werner** (2017-20) all spent time together at Ohio State. Indianapolis **RB-Trey Sermon**, Saints **WR-Chris Olave** and **Werner** spent the 2020 season together with the Buckeyes.
- Indianapolis **DT-DeForest Buckner** and New Orleans **S-Ugo Amadi** spent one season (2015) together at Oregon.
- Colts **DE-Jake Martin** was teammates with Saints **WR-Keith Kirkwood** for four seasons (2014-17) at Temple.
- Indianapolis **QB-Sam Ehlinger** and New Orleans **DL-Malcolm Roach** spent three seasons (2017-19) together at Texas.
- Colts **RB-Zack Moss**, **S-Julian Blackmon** and Saints **LB-Nephi Sewell** spent the 2019 season together at Utah.
- Indianapolis **RB-Jonathan Taylor** (2017-19), **Assistant to the Head Coach TJ Ingels** (2015-22) and New Orleans **LB-Zack Baun** (2016-19) spent time together at Wisconsin. **Ingels** also spent two seasons (2015-16) with Saints **T-Ryan Ramczyk**.

NFL CONNECTIONS

- Indianapolis **Quarterbacks Coach Cam Turner** (2018-22) spent time in Arizona with New Orleans **Secondary Coach Marcus Robinson** (2019-22) and **G-Max Garcia** (2019-22).
- Colts **Offensive Line Coach Tony Sparano Jr.** and Saints **WR-Keith Kirkwood** spent the 2021 season together with the Panthers.
- Indianapolis **G-Arlington Hambright**, New Orleans **TE-Jimmy Graham** and **Tight Ends Coach Clancy Barone** spent two seasons (2020-21) together in Chicago.
- Colts **DT-Taven Bryan** and Saints **Defensive Coordinator Joe Woods** spent one season (2022) together in Cleveland.
- Indianapolis **WR-Isaiah McKenzie** (2017-18) spent time in Denver with New Orleans **CB-Isaac Yiadom** (2018-19), **Woods** (2015-18), **Garcia** (2015-18) and **Robinson** (2017-18). Colts **WR-Juwann Winfree** spent the 2019 season in the Broncos locker room with Yiadom. Indianapolis **Offensive Coordinator Jim Bob Cooter** (2013), **Defensive Backs Coach Ron Milus** (2011-12) and **Linebackers Coach Richard Smith** (2011-14) spent time with **Barone** (2009-2016) in Denver.
- Colts **CB-Tony Brown** (2018-19) spent time with Saints **LB-Ty Summers** (2019-21), **RB-Jamaal Williams** (2017-20) and **Graham** (2018-19) in Green Bay.
- Indianapolis **DE-Jake Martin** spent three seasons (2019-21) with Saints **CB-Lonnie Johnson** in Houston.
- Colts **Defensive Coordinator Gus Bradley** (2013-16), **Offensive Line Coach Tony Sparano Jr.** (2017-20), **Bryan** (2018-21) and Saints **Offensive Line Coach Doug Marrone** (2015-20) spent time with the Jaguars together. **Cooter** and **Summers** spent the 2022 season together in Jacksonville.
- Indianapolis **G-Ike Boettger** and New Orleans **DE-Tanoh Kpassagnon** spent one season (2018) together in Kansas City.
- Bradley, Milus, Smith**, Saints **QB-Derek Carr** and **Moreau** spent the 2021 season together in Las Vegas.

- Indianapolis **K-Matt Gay** and New Orleans **Assistant Offensive Line Coach Kevin Carberry** spent two seasons (2021-22) together with the Los Angeles Rams.
- Sparano Jr.** and Saints **Assistant Head Coach/Special Teams Coordinator Darren Rizzi** spent the 2011 season together with the Dolphins.
- Turner** spent two seasons (2011-12) in Minnesota with **Woods**.
- Colts **LB-Cameron McGrone**, **Hambright** and Saints **WR-Lynn Bowden Jr.** spent time in 2022 together in New England.
- Martin** spent one season (2022) with the New York Jets organization with New Orleans **DT-Nathan Shepherd**, **Cooter** (2019-20) and Colts **Defensive Line Coach Nate Ollie** (2021) spent time in the Jets building with Saints **S-Marcus Maye** (2017-21) and **DE-Kyle Phillips** (2019-21). **Sparano Jr.** spent three seasons (2012-14) with New Orleans **LB-Demario Davis**.
- Colts **DT-DeForest Buckner** was teammates with **Woods** for one season (2019) in San Francisco.
- Gay** spent the 2019 season with **QB-Jameis Winston** in Tampa Bay.

HOMETOWN CONNECTIONS

- Indianapolis **Head Coach Shane Steichen** and New Orleans **DE-Carl Granderson** are both from Sacramento, Calif.
- Colts **Wide Receivers Coach Reggie Wayne**, Saints **S-Tyrann Mathieu**, **TE-Foster Moreau** and **Offensive Assistant Kevin Petry** hail from New Orleans.
- Indianapolis **Running Backs Coach DeAndre Smith** and New Orleans **DL-Khalen Saunders** are both from St. Louis.
- Colts **WR-Michael Pittman Jr.** and Saints **WR-Michael Thomas** were both born in Woodland Hills, Calif.
- Indianapolis **LB-Zaire Franklin** and New Orleans **Offensive Assistant Jahri Evans** both grew up in Philadelphia.



Saints **Defensive Assistant Matt Giordano** was selected by the Colts in the fourth round (135th overall) of the 2005 NFL Draft and spent four seasons (2005-08) with the team.

IND/NO ALL-TIME RESULTS

| Date | Colts Record | Opp. Record | Result |
|----------|--------------|-------------|-----------|
| 12/10/87 | 10-0-2 | 2-10 | 30-10 W |
| 10/19/89 | 2-2 | 0-4 | 30-10 W |
| 9/30/73 | 0-2 | 0-2 | 14-10 W |
| 10/12/86 | 0-5 | 1-4 | 14-17 L |
| 12/24/89 | 8-7 | 8-7 | 6-41 L |
| 11/12/95 | 5-4 | 3-6 | 14-17 L |
| 9/27/98 | 0-3 | 2-0 | 13-19 L * |
| 11/18/01 | 4-4 | 4-4 | 20-34 L |
| 9/28/03 | 3-0 | 1-2 | 55-21 W |
| 9/8/07 | 0-0 | 0-0 | 41-10 W |
| 2/7/10 | 16-2 | 15-3 | 17-31 L |
| 10/23/11 | 0-6 | 4-2 | 7-62 L |
| 10/25/15 | 3-3 | 2-4 | 21-27 L |
| 12/16/19 | 6-8 | 11-3 | 7-34 L |

Home Game in **Bold**; Playoff Game in **Blue**; *OT

COLTS RECORDS VS. SAINTS

| | | |
|---|--------------|---------------|
| Regular Season: 5-8 | Home: 3-3 | Away: 2-5 |
| Playoffs (Neutral): 0-1 | | |
| Points-Allowed: 289-343 | Home: 133-93 | Away: 156-250 |
| Colts Longest Series Streaks: Won 3, Lost 5 | | |

STADIUMS:

| | | |
|---------------|--|----------------|
| Memorial: 2-0 | Hoosier/RCA: 1-2 | Lucas Oil: 0-1 |
| Tulane: 1-0 | Louisiana/Mercedes-Benz Superdome: 1-5 | |
| Sun Life: 0-1 | | |



2023 REGULAR SEASON TEAM LEADERS



PASSING YARDS

| | | | |
|---------------------|-------|------------------|-------|
| G. Minshew II | 1,187 | D. Carr | 1,600 |
| A. Richardson | 577 | J. Winston | 101 |

RUSHING YARDS

| | | | |
|---------------------|-----|-----------------|-----|
| Z. Moss | 523 | A. Kamara | 261 |
| A. Richardson | 136 | T. Hill | 140 |

RECEIVING YARDS

| | | | |
|---------------------|-----|------------------|-----|
| M. Pittman Jr. | 489 | C. Olave | 471 |
| J. Downs | 401 | M. Thomas | 371 |
| K. Granson | 170 | R. Shaheed | 326 |

POINTS SCORED

| | | | |
|---------------------|----|-------------------|----|
| M. Gay | 54 | B. Grupe | 59 |
| Z. Moss | 32 | R. Shaheed | 18 |
| A. Richardson | 24 | T. Jones Jr. | 12 |

TACKLES

| | | | |
|-------------------|----|-----------------|----|
| Z. Franklin | 88 | P. Werner | 47 |
| J. Blackmon | 50 | D. Davis | 42 |
| K. Moore II | 46 | A. Taylor | 33 |

INTERCEPTIONS

| | | | |
|-------------------|---|---------------------|---|
| J. Blackmon | 2 | P. Adebo | 1 |
| J. Brents | 1 | Z. Baun | 1 |
| T. Brown | 1 | L. Johnson Jr. | 1 |
| K. Moore II | 1 | M. Lattimore | 1 |
| R. Thomas | 1 | T. Mathieu | 1 |
| | | M. Maye | 1 |
| | | I. Yiadom | 1 |
| | | P. Werner | 1 |

SACKS

| | | | |
|------------------|-----|---------------------|-----|
| S. Ebukam | 4.0 | C. Granderson | 4.5 |
| D. Buckner | 3.0 | D. Davis | 2.0 |
| K. Paye | 3.0 | B. Bresee | 1.5 |

KICKOFF RETURN YARDS [AVG.]

| | | | |
|-------------------|-----------|------------------|------------|
| I. McKenzie | 57 (19.0) | R. Shaheed | 265 (20.4) |
|-------------------|-----------|------------------|------------|

PUNT RETURN YARDS [AVG.]

| | | | |
|-------------------|------------|------------------|------------|
| I. McKenzie | 137 (10.5) | R. Shaheed | 165 (18.3) |
|-------------------|------------|------------------|------------|

PUNTING YARDS [GROSS/NET AVG.]

| | | | |
|------------------|-------------------|-----------------|-------------------|
| R. Sanchez | 1,399 [46.6/40.7] | L. Hedley | 1,508 [43.1/39.9] |
|------------------|-------------------|-----------------|-------------------|

FIELD GOALS

| | | | |
|--------------|---------------|----------------|---------------|
| M. Gay | 12/14 (85.7%) | B. Grupe | 16/20 (80.0%) |
|--------------|---------------|----------------|---------------|

2023 REGULAR SEASON OFFENSIVE RANKINGS

| | | | Rush | Rush | Pass | Pass | | Sks/ | 1st | Punt | Kick | | 3rd | 4th | Red | Goal | | |
|------|-------|------|-------|------|-------|------|------|------|-------|------|------|-------|-------|-------|-------|-------|-------|------|
| | Yds/ | Yds/ | Yds/ | Yds/ | Yds/ | Yds/ | Int. | Pass | Dwns/ | Rtrn | Rtrn | FG | Down | Down | Zone | To Go | Avg. | Pts/ |
| Tm | Gm | Play | Gm | Play | Gm | Play | Pct. | Att. | Gm | Avg. | Avg. | Pct. | Pct. | Pct. | Pct. | Pct. | TOP | Gm |
| IND | 361.1 | 5.38 | 124.0 | 4.21 | 237.1 | 6.78 | 2.04 | 7.76 | 19.1 | 10.5 | 19.0 | 85.71 | 39.60 | 33.33 | 58.33 | 80.00 | 28.43 | 25.4 |
| Rank | 10 | 13 | 9 | 14 | 10 | 13 | 14 | 21 | 19.1 | 10 | 25 | 18t | 17 | 25t | 12t | 10 | 22 | 6t |
| NO | 326.0 | 4.62 | 98.1 | 3.45 | 227.9 | 5.80 | 1.82 | 7.27 | 19.3 | 18.3 | 20.4 | 80.00 | 34.26 | 54.55 | 37.50 | 54.55 | 32.09 | 19.0 |
| Rank | 17 | 28 | 22 | 28 | 12 | 25 | 10 | 19 | 18 | 2 | 23 | 23 | 26 | 15 | 28t | 25 | 5 | 21 |

2023 REGULAR SEASON DEFENSIVE RANKINGS

| Tm | Yds/ Gm | Yds/ Play | Rush Yds/ Gm | Rush Yds/ Play | Pass Yds/ Gm | Pass Yds/ Play | Int. | Sks/ Pass Att. | 1st Dwns/ Gm | Punt Rtrn Avg. | Kick Rtrn Avg. | 3rd Pct. | 4th Pct. | Red Zone Pct. | Goal to Go | Pts/ Gm | Pt Diff/ Gm | Yd Diff/ Gm |
|------|---------|-----------|--------------|----------------|--------------|----------------|------|----------------|--------------|----------------|----------------|----------|----------|---------------|------------|---------|-------------|-------------|
| IND | 351.3 | 5.02 | 118.7 | 3.81 | 232.6 | 6.46 | 2.38 | 7.94 | 20.7 | 10.5 | 23.5 | 35.58 | 58.33 | 61.90 | 87.50 | 27.3 | -1.9 | 9.9 |
| Rank | 22 | 11 | 21 | 12 | 19 | 15 | 11 | 17 | 26 | 21 | 22t | 8 | 21 | 23t | 27t | 30 | 20 | 14 |
| NO | 285.7 | 4.76 | 98.7 | 3.95 | 187.0 | 5.64 | 3.45 | 5.60 | 16.7 | 4.9 | 21.0 | 30.53 | 37.50 | 52.63 | 88.89 | 18.1 | 0.9 | 40.3 |
| Rank | 4 | 5 | 12 | 17 | 4 | 4 | 6 | 25 | 3 | 3 | 11t | 2 | 8 | 15 | 29t | 7 | 14 | 10 |

COLTS RE-SIGNINGS



TONY BROWN
CORNERBACK
HEIGHT: 6-0
WEIGHT: 199
COLLEGE: ALABAMA
EXPERIENCE: 5

Brown was originally signed by the Colts as a free agent on March 8, 2022. He has played in 55 career games (four starts) in his time with the Colts (2022-23), Las Vegas Raiders (2021), Cincinnati Bengals (2020-21), Green Bay Packers (2018-19) and Los Angeles Chargers (2018) and has totaled 51 tackles (40 solo), 4.0 tackles for loss, 1.0 sack, six passes defended, one interception, two forced fumbles and 15 special teams stops.

In 2022, Brown spent time on the team's active roster and practice squad. He played in 16 games and registered one solo tackle, 1.0 tackle for loss, 1.0 sack and six special teams stops.



ASHTON DULIN (INJURED RESERVE)
WIDE RECEIVER
HEIGHT: 6-2
WEIGHT: 215
COLLEGE: MALONE
EXPERIENCE: 5

Dulin was originally signed by Indianapolis as an undrafted free agent on May 3, 2019. He has appeared in 55 career games (three starts) in four seasons (2019-22) with the Colts and has tallied 33 receptions for 450 yards and three touchdowns. Dulin has also compiled seven carries for 51 yards, 17 kickoff returns for 439 yards (25.8 avg.) and 35 special teams tackles.

In 2022, Dulin played in 12 games (two starts) and compiled 15 receptions for 207 yards and one touchdown. He also tallied two carries for eight yards and four special teams tackles. Dulin was named Associated Press Second Team All-Pro in 2021 as a specialist.



TYQUAN LEWIS
DEFENSIVE END
HEIGHT: 6-3
WEIGHT: 267
COLLEGE: OHIO STATE
EXPERIENCE: 6

Lewis was originally selected by the Colts in the second round (64th overall) of the 2018 NFL Draft. He has played in 55 career games (15 starts) in six seasons (2018-23) with Indianapolis and has compiled 79 tackles (55 solo), 20.0 tackles for loss, 10.5 sacks, eight passes defended, one interception and one forced fumble. Lewis has also appeared in one postseason contest and has tallied three solo tackles.

In 2022, Lewis appeared in seven games (four starts) and registered 14 tackles (eight solo), 2.0 tackles for loss, 1.0 sack, two passes defended and one forced fumble. He was placed on the team's Injured Reserve list on October 31, 2022.



E.J. SPEED
LINEBACKER
HEIGHT: 6-4
WEIGHT: 227
COLLEGE: TARLETON STATE
EXPERIENCE: 5

Speed was originally selected by the Colts in the fifth round (164th overall) of the 2019 NFL Draft. He has played in 68 career games (11 starts) in five seasons (2019-23) with Indianapolis and has totaled 110 tackles (67 solo), 14.0 tackles for loss, 2.0 sacks, six passes defended, four forced fumbles, 32 special teams stops, one blocked punt and two blocked punts returned for touchdowns. Speed has appeared in one postseason contest and has tallied one special teams stop. He has been named AFC Special Teams Player of the Week two times (Week 10 of 2021 season and Week 10 of 2020 season).

In 2022, Speed saw action in all 17 games (five starts) and finished with 55 tackles (32 solo), 7.0 tackles for loss, 1.0 sack, two passes defended, two forced fumbles and eight special teams stops.



2023 COLTS NOTABLE OFFSEASON ACQUISITIONS



TAVEN BRYAN
DEFENSIVE TACKLE
HEIGHT: 6-4
WEIGHT: 291
COLLEGE: FLORIDA
EXPERIENCE: 6

Bryan was signed by Indianapolis as an unrestricted free agent on March 17, 2023. He has played in 86 career games (35 starts) in his time with the Colts (2023), Cleveland Browns (2022) and Jacksonville Jaguars (2018-21) and has compiled 126 tackles (71 solo), 20.0 tackles for loss, 10.5 sacks, two passes defended and two forced fumbles. Bryan was originally selected by the Jaguars in the first round (29th overall) of the 2018 NFL Draft.

In 2022, Bryan started all 16 games he appeared in and finished with 26 tackles (11 solo), 2.0 tackles for loss, 3.0 sacks and one pass defended.



SAMSON EBUKAM
DEFENSIVE END
HEIGHT: 6-3
WEIGHT: 245
COLLEGE: EASTERN WASHINGTON
EXPERIENCE: 7

Ebukam was signed by the Colts as an unrestricted free agent on March 17, 2023. He has played in 103 career games (68 starts) in his time with the Colts (2023), San Francisco 49ers (2021-22) and Los Angeles Rams (2017-20) and has compiled 229 tackles (142 solo), 32.0 tackles for loss, 27.5 sacks, nine passes defended, one interception (returned for a touchdown), nine forced fumbles, five fumble recoveries and 17 special teams stops. Ebukam has appeared in 12 postseason contests (eight starts) and has registered 23 tackles (17 solo), 2.0 tackles for loss, 3.0 sacks, one pass defended, two forced fumbles and two special teams stops. He was originally selected by the Rams in the fourth round (125th overall) of the 2017 NFL Draft. His last name is pronounced EH-booh-kahm.

In 2022, Ebukam started all 15 games he played in and recorded 36 tackles (21 solo), 6.0 tackles for loss, 5.0 sacks, one pass defended, one forced fumble and one fumble recovery. He started three postseason contests and finished with five tackles (three solo) and 1.0 sack.



MATT GAY
KICKER
HEIGHT: 6-0
WEIGHT: 232
COLLEGE: UTAH
EXPERIENCE: 5

Gay was signed by the Colts as an unrestricted free agent on March 17, 2023. He re-joins Indianapolis after spending time on the team's practice squad in 2020. Gay has played in 64 career games in his time with the Colts (2023, 2020), Los Angeles Rams (2020-22) and Tampa Bay Buccaneers (2019) and has converted 113-of-129 field goals and 156-of-163 extra points for 495 points. He has also registered 183 touchbacks on 249 kickoffs.

In the postseason, Gay has appeared in six games and has converted 12-of-14 field goals and 15-of-15 extra points for 51 points. He was a member of the Rams' Super Bowl LVI championship team and was named to the Pro Bowl in 2021. Gay was originally selected by the Buccaneers in the fifth round (145th overall) of the 2019 NFL Draft.

In 2022, Gay played in all 17 games and converted 28-of-30 field goals and 31-of-32 extra points for 115 points. He also handled kickoff duties and registered 61 touchbacks on 76 kickoffs. In the NFL, Gay ranked in the top five in field goal percentage (93.3 - fourth), touchbacks (tied for third) and touchback percentage (80.3 - fourth).



ISAIAH MCKENZIE
WIDE RECEIVER
HEIGHT: 5-8
WEIGHT: 173
COLLEGE: GEORGIA
EXPERIENCE: 7

McKenzie was signed by Indianapolis as a free agent on March 22, 2023. He has played in 87 career games (26 starts) in his time with the Colts (2023), Buffalo Bills (2018-22) and Denver Broncos (2017-18) and has compiled 146 receptions for 1,384 yards and 11 touchdowns. McKenzie has also registered 49 carries for 241 yards and four touchdowns. He has totaled one passing touchdown, two special teams tackles, 51 kickoff returns for 1,131 yards (22.2 avg.) and 71 punt returns for 655 yards (9.2 avg.) and one touchdown. In the postseason, McKenzie has appeared in seven games (two starts) and has recorded eight carries for 53 yards, five kickoff returns for 57 yards (11.4 avg.) and 13 receptions for 95 yards and one touchdown. He was originally selected by the Broncos in the fifth round (172nd overall) of the 2017 NFL Draft.

In 2022, McKenzie saw action in 15 games (eight starts) and caught 42 passes for 423 yards and four touchdowns. He also tallied nine carries for 55 yards and one touchdown in addition to six kickoff returns for 144 yards (24.0 avg.). McKenzie started one postseason contest and finished with two receptions for 10 yards.



GARDNER MINSHEW II
QUARTERBACK
HEIGHT: 6-1
WEIGHT: 225
COLLEGE: WASHINGTON STATE
EXPERIENCE: 5

Minshew II was signed by the Colts as an unrestricted free agent on March 17, 2023. He has played in 37 career games (26 starts) in his time with the Colts (2023), Philadelphia Eagles (2021-22) and Jacksonville Jaguars (2019-20) and has completed 691-of-1,094 passes for 7,819 yards with 49 touchdowns and 19 interceptions for a 92.2 passer rating. Minshew II has also registered 558 rushing yards and four touchdowns. He has appeared in two postseason contests. Minshew II was originally selected by the Jaguars in the sixth round (178th overall) of the 2019 NFL Draft.

In 2022, Minshew II saw action in five games (two starts) and completed 44-of-76 passes for 663 yards with three touchdowns and three interceptions for an 83.4 passer rating. He also tallied one rushing touchdown. Minshew II played in two postseason contests.

COLTS 2023 DRAFT CLASS



ANTHONY RICHARDSON (INJURED RESERVE)
QUARTERBACK
 HEIGHT: 6-4
 WEIGHT: 244
 COLLEGE: FLORIDA
 DRAFT PICK: 1ST ROUND (4TH OVERALL)

Richardson played in 24 games (13 starts) at Florida (2020-22) and completed 215-of-393 passes for 3,105 yards and 24 touchdowns with 15 interceptions. He also contributed 161 carries for 1,116 yards and 12 touchdowns.

In 2022, Richardson started all 12 games he saw action in and completed 176-of-327 passes for 2,549 yards and 17 touchdowns with nine interceptions. He also added 103 carries for 654 yards and nine touchdowns.



JUJU BRENTS
CORNERBACK
 HEIGHT: 6-3
 WEIGHT: 198
 COLLEGE: KANSAS STATE
 DRAFT PICK: 2ND ROUND (44TH OVERALL)

Brents played in 46 games (32 starts) at Kansas State (2021-22) and Iowa (2018-20) and compiled 111 tackles (78 solo), 6.5 tackles for loss, 16 passes defended, six interceptions and

one forced fumble.

In 2022, Brents started all 14 games and finished with 45 tackles (28 solo), 3.5 tackles for loss, eight passes defended, four interceptions and one forced fumble. He led the team in passes defended and interceptions. Brents earned First Team All-Big 12 honors in 2022 by the league's coaches and was a Second Team All-Big 12 choice by the Associated Press.



JOSH DOWNS
WIDE RECEIVER
 HEIGHT: 5-9
 WEIGHT: 171
 COLLEGE: NORTH CAROLINA
 DRAFT PICK: 3RD ROUND (79TH OVERALL)

Downs played in 34 games (23 starts) at North Carolina (2020-22) and compiled 202 receptions for 2,483 yards and 22 touchdowns. He also registered 26 punt returns for 289 yards (11.1 avg.). In program history, Downs finished second in touchdown receptions, third in receptions and fourth in receiving yards.


In 2022, he earned First Team All-ACC honors after he started 11 games and finished with 94 receptions for 1,029 yards and 11 touchdowns. He also compiled 10 punt returns for 133 yards (13.3 avg.).



BLAKE FREELAND
TACKLE
 HEIGHT: 6-7
 WEIGHT: 302
 COLLEGE: BYU
 DRAFT PICK: 4TH ROUND (106TH OVERALL)

Freeland played in 44 games (41 starts) at BYU (2019-22) and earned starts at left tackle (26) and right tackle (15).

In 2022, he earned Third Team Associated Press All-America accolades and was one of only three BYU players to start all 13 games.



ADEATOMIWA ADEBAWORE
DEFENSIVE TACKLE
 HEIGHT: 6-2
 WEIGHT: 282
 COLLEGE: NORTHWESTERN
 DRAFT PICK: 4TH ROUND (110TH OVERALL)

Adebawore played in 41 games (33 starts) at Northwestern (2019-22) and compiled 97 tackles (68 solo), 24.5 tackles for loss, 12.5 sacks, six passes defended and four forced fumbles. He earned Honorable Mention All-Big Ten recognition in each of his last two seasons.


In 2022, Adebawore started all 12 games and registered 38 tackles (27 solo), 9.0 tackles for loss, 5.0 sacks, one pass defended and two forced fumbles. He led the team in sacks and forced fumbles. His name is pronounced add-E-TOMMY-wah add-E-BARR-reh.



DANIEL SCOTT (INJURED RESERVE)
SAFETY
 HEIGHT: 6-1
 WEIGHT: 208
 COLLEGE: CALIFORNIA
 DRAFT PICK: 5TH ROUND (158TH OVERALL)

Scott competed in 49 games (28 starts) at California (2017-22) and totaled 207 tackles (137 solo), 70 tackles for loss, 1.0 sack, 14 passes defended, seven interceptions (one returned for a touchdown), three forced fumbles and one fumble recovery. Scott led the team in interceptions in back-to-back seasons (2021-22).

As a team captain in 2022, he earned Honorable Mention All-Pac-12 accolades after he started all 12 games he saw action in and tallied a single-season career-high 85 tackles (57 solo), 2.5 tackles for loss, seven passes defended, a team-high three interceptions and two forced fumbles.



WILL MALLORY
TIGHT END
 HEIGHT: 6-4
 WEIGHT: 239
 COLLEGE: MIAMI (FL)
 DRAFT PICK: 5TH ROUND (162ND OVERALL)

Mallory played in 58 games (40 starts) at Miami (2018-22) and totaled 115 receptions for 1,544 yards and 14 touchdowns.

As a team captain in 2022, he earned Second Team All-ACC honors after he started all 12 games he appeared in and tallied 43 receptions for a team-high 538 yards and three touchdowns.



EVAN HULL (INJURED RESERVE)
RUNNING BACK
 HEIGHT: 5-10
 WEIGHT: 209
 COLLEGE: NORTHWESTERN
 DRAFT PICK: 5TH ROUND (176TH OVERALL)

Hull played in 37 games (23 starts) at Northwestern (2019-22) and compiled 488 carries for 2,417 yards and 18 touchdowns. Hull also registered 94 receptions for 851 yards and four touchdowns. He garnered Honorable Mention All-Big Ten recognition in each of his last two seasons.

In 2022, Hull started all 12 games and finished with 221 carries for 913 yards and five touchdowns. He also tallied 55 receptions for 546 yards and two touchdowns. Hull led FBS running backs in receptions and was second amongst all Big Ten receivers with 483 yards after the catch.

COLTS 2023 DRAFT CLASS



TITUS LEO (INJURED RESERVE)
DEFENSIVE END
HEIGHT: 6-3
WEIGHT: 245
COLLEGE: WAGNER
DRAFT PICK: 6TH ROUND (211TH OVERALL)

Leo saw action in 38 games (33 starts) at Wagner (2018-22) and totaled 234 tackles (140 solo), 40.0 tackles for loss, 13.0 sacks, four passes defended, one interception, six forced fumbles, two fumble recoveries and three blocked extra points. Leo was a two-time NEC Defensive Player of the Year (2020-21), three-time First Team All-NEC selection (2020-22) and earned FCS First Team All-America honors (2021).

In 2022, Leo started all 11 games and compiled 65 tackles (39 solo), 14.0 tackles for loss, 3.0 sacks, one pass defended, two forced fumbles, one fumble recovery and two blocked extra points.



JAYLON JONES
CORNERBACK
HEIGHT: 6-2
WEIGHT: 203
COLLEGE: TEXAS A&M
DRAFT PICK: 7TH ROUND (221ST OVERALL)

Jones started all 32 games he saw action in at Texas A&M (2020-22) and totaled 98 tackles (72 solo), 2.0 tackles for loss, 17 passes defended, three interceptions and one fumble recovery.

In 2022, he started all 10 games he appeared in and tallied 33 tackles (27 solo), two passes defended and one fumble recovery.



JAKE WITT (INJURED RESERVE)
TACKLE
HEIGHT: 6-7
WEIGHT: 302
COLLEGE: NORTHERN MICHIGAN
DRAFT PICK: 7TH ROUND (236TH OVERALL)

Witt started all 22 games over his two seasons (2021-22) at Northern Michigan.

In 2022, he earned Second Team All-GIAC honors after starting 11 games at left tackle.

COLTS COACHING STAFF NEW ADDITIONS



JIM BOB COOTER
OFFENSIVE COORDINATOR
COACHING EXPERIENCE: 16
NFL COACHING EXPERIENCE: 14

Cooter rejoins the Colts in 2023 as the team's offensive coordinator after previously serving three seasons (2009-2011) as an offensive assistant in Indianapolis. He has 15 years of coaching experience, including the last 13 seasons in the NFL. Cooter was the passing game coordinator for the Jacksonville Jaguars last season. He served as a coaching consultant with the Philadelphia Eagles in 2021, where he crossed paths with Colts Head Coach Shane Steichen. Cooter was the running backs coach with the New York Jets for two seasons (2019-20). Prior to New York, he spent five years with the Detroit Lions as offensive coordinator (2015-18) and quarterbacks coach (2014-15). Cooter was promoted to offensive coordinator in Week 8 of the 2015 season. He was an offensive assistant with the Denver Broncos in 2013 and was an offensive quality control coach with the Kansas City Chiefs in 2012. Cooter served in multiple offensive assistant roles in Indianapolis from 2009-2011. A former quarterback (2002-06) at the University of Tennessee, he began his coaching career at his alma mater as a graduate assistant from 2007-08.




BRIAN MASON
SPECIAL TEAMS COORDINATOR
COACHING EXPERIENCE: 14
NFL COACHING EXPERIENCE: 1

Mason has 13 years of coaching experience. He was the special teams coordinator for Notre Dame last season. Prior to Notre Dame, Mason spent four seasons in the same role with the University of Cincinnati (2018-21). He worked as the director of recruiting at Cincinnati in 2017 after serving as a graduate assistant at Ohio State (2015-16), Purdue (2013-14) and Kent State (2012). Mason began his coaching career at Bluffton as their defensive line coach for three seasons (2009-11). He played running back at Denison from 2005-06 before getting injured and transitioning into a student assistant with the team for two years. He attended Zionsville Community High School and is a native of Zionsville, Ind.



MICHAEL BLAZEJOWSKI
ASSISTANT SPORTS SCIENCE/ANALYTICS
COACHING EXPERIENCE: 4
NFL COACHING EXPERIENCE: 2

Blazejewski enters his second season with the Colts and his first as assistant sports science/ analytics. He served as the sports performance intern in 2022. Prior to Indianapolis, Blazejewski was the director of sports science (football and women's lacrosse), strength & conditioning graduate assistant and graduate strength & conditioning intern at his alma mater, Springfield College. He also served in previous football internships at the University of Tennessee, University of Minnesota, XFL, Vanderbilt and University of Massachusetts Amherst. Blazejewski earned his bachelor's and master's degrees from Springfield College.



TJ INGELS
ASSISTANT TO THE HEAD COACH
COACHING EXPERIENCE: 1
NFL COACHING EXPERIENCE: 1

Ingels has 10 years of football operations experience at the collegiate level. He served as the director of football operations at his alma mater, Wisconsin, for the last eight seasons (2015-22). Ingels was the director of football operations at the University of Pittsburgh in 2014. He served as an offensive graduate assistant at North Carolina State in 2013, eventually earning the title of director of recruiting operations for the Wolfpack. Ingels spent two seasons (2011-12) with the San Francisco 49ers in the equipment department. From 2006-2010, he was a student assistant at Wisconsin while pursuing his degree. Ingels was the team's head offensive student manager for four of those seasons.



TOM MANNING
TIGHT ENDS COACH
COACHING EXPERIENCE: 18
NFL COACHING EXPERIENCE: 3

Manning rejoins the Colts in 2023 as tight ends coach after serving in the same capacity for the team in 2018. He has 17 years of coaching experience, including 15 seasons at the collegiate level. Manning was most recently hired by the University of Cincinnati as the team's offensive coordinator and tight ends coach. He is a three-time Broyles Award (nation's top assistant) semifinalist. From 2019-22, Manning served as offensive coordinator (2021-22), offensive coordinator/tight ends (2020) and offensive coordinator/running backs (2019) at Iowa State. With Indianapolis in 2018, he led a Colts tight ends group that set a single-season franchise record with 21 touchdown receptions. From 2016-17, Manning was the offensive coordinator/offensive line coach at Iowa State after spending time at Toledo (2009-2010, 2012-15), Mount Union (2011) and Emory & Henry (Va.) College (2007-08). He began his coaching career at Massillon Jackson (Ohio) High School in 2006. As a player, Manning was a two-time all-conference player at left tackle at Mount Union. He helped the Purple Raiders win NCAA Division III national championships in 2002 and 2005.



PAYTON MCCOLLUM
DEFENSIVE ASSISTANT
COACHING EXPERIENCE: 9
NFL COACHING EXPERIENCE: 3

McCollum has eight years of coaching experience, including two seasons in the NFL. In 2022, he served as an offensive analyst with Eastern Michigan. McCollum was the quarterbacks coach at the University of Washington for two seasons (2020-21). He served as wide receivers coach for one season (2019) at North Carolina Central University. McCollum spent the 2018 season as an analyst at North Carolina and worked primarily on the offensive side of the ball. He began his NFL coaching career as an offensive coaching assistant for two seasons (2016-17) with the Detroit Lions. McCollum began his coaching career as an offensive quality control coach at FCS Campbell University in 2015, where he worked with the quarterbacks and wide receivers. He was a three-year letterman at Catawba College and graduated cum laude with a degree in economics and finance.




DeANDRE SMITH
RUNNING BACKS COACH
COACHING EXPERIENCE: 24
NFL COACHING EXPERIENCE: 2

Smith has 23 years of coaching experience, including 22 seasons at the collegiate level. He was the running backs coach for the New York Giants last season. Smith has served as the running backs coach at Texas Tech (2019-21), Utah State (2018), North Carolina (2017), Purdue (2016), Syracuse (2013-15), New Mexico (2008, 2012), Illinois (2010-11) and UNLV (2009). He served as assistant head coach/running backs coach at Miami of Ohio (2005-07), running backs/assistant special teams coach at Northern Illinois (2001-04) and offensive coordinator/quarterbacks coach at Indiana State (1999-2000). As a player, Smith was a four-year letter-winner at quarterback for Southwest Missouri State. He earned the 1990 Division I-AA Offensive Player of the Year award and was an All-America selection. Smith was named the Gateway Conference Player of the Decade from 1985 to 1995.



COACHING STAFF ADDITIONS



TONY SPARANO JR.
OFFENSIVE LINE COACH
COACHING EXPERIENCE: 14
NFL COACHING EXPERIENCE: 13


Sparano Jr. has 13 years of coaching experience, including the last 12 seasons in the NFL. He served as the assistant offensive line coach for the New York Giants (2022), Carolina Panthers (2021) and Jacksonville Jaguars (2017-20).

Sparano Jr. was the tight ends coach for the Buffalo Bills for two seasons (2015-16) after spending time with the New York Jets (2012-14) and Miami Dolphins (2011). He began his coaching career in 2010 as assistant defensive line coach for the Hartford Colonials of the United Football League. As a player, Sparano Jr. was a three-year letterman at defensive end at the University at Albany.



CAM TURNER
QUARTERBACKS COACH
COACHING EXPERIENCE: 14
NFL COACHING EXPERIENCE: 11

Turner has 13 years of coaching experience, including 10 seasons in the NFL. He has served in a variety of roles the last five seasons with the Arizona Cardinals, including co-pass game coordinator/quarterbacks coach (2022), quarterbacks coach (2021), offensive assistant/assistant quarterbacks (2019-20) and offensive assistant (2018). Prior to Arizona, Turner worked with the Carolina Panthers as their assistant quarterbacks coach (2017) and assistant wide receivers coach (2015-16). He spent two years at Florida International working with quarterbacks and wide receivers (2013-14). Turner got his start in the NFL as the assistant to the head coach for the Minnesota Vikings for two seasons (2011-12). A former quarterback and wide receiver at The Citadel (2006-09), he began his coaching career at his alma mater as a wide receivers and special teams coach during the 2010 season.



CHRIS WATT
ASSISTANT OFFENSIVE LINE
COACHING EXPERIENCE: 4
NFL COACHING EXPERIENCE: 1

Watt has three years of collegiate coaching experience. He spent last season as a graduate assistant at Notre Dame. Watt was the offensive line coach at Tulane during the 2021 season. He began his coaching career at Notre Dame in 2020 as a graduate assistant. As a player, Watt was selected by the San Diego Chargers in the third round (89th overall) of the 2014 NFL Draft and appeared in 17 games (eight starts) from 2014-15. He played collegiately at Notre Dame from 2009-13.

COACHING STAFF TITLE CHANGES



BRIAN BRATTON
OFFENSIVE QUALITY CONTROL - WIDE RECEIVERS
COACHING EXPERIENCE: 11
NFL COACHING EXPERIENCE: 2

Bratton enters his first season as the team's offensive quality control - wide receivers. In 2022, he served as offensive quality control coach. Bratton has nine years of coaching experience at the collegiate level. He spent seven seasons at his alma mater, Furman, where he served as passing game coordinator/wide receivers coach (2021), special teams coordinator/wide receivers coach (2017-20) and wide receivers coach (2015-16). Bratton began his coaching career as the wide receivers coach/special teams coordinator at North Greenville University from 2013-14. He participated in the Bill Walsh Diversity Coaching Fellowship with the Los Angeles Chargers (2019) and Baltimore Ravens (2017). In 2014, Bratton was a guest wide receivers coach for the Chicago Bears during the offseason program and training camp. He played six seasons (2007-2012) in the Canadian Football League with the Montreal Alouettes and caught 263 passes for 3,127 yards and 23 touchdowns. Bratton won two Grey Cup championships (2009 and 2010) with the Alouettes and was named the league's 2012 Tom Pate Award, which is similar to the NFL's Walter Payton NFL Man of the Year Award. Prior to the CFL, he spent time with the Nashville Kats (Arena Football League) and played for the Cologne Centurions (NFL Europe) in 2006. Bratton also spent time with the Atlanta Falcons and Baltimore Ravens. As a player at Furman, he compiled 131 receptions for 1,828 yards and 18 touchdowns from 2001-04.



BRENT JACKSON
DEFENSIVE QUALITY CONTROL
COACHING EXPERIENCE: 9
NFL COACHING EXPERIENCE: 2

Jackson enters his first season as defensive quality control coach. He spent the 2022 season as one of the team's Tony Dungy Fellows, primarily working with the defense. Jackson has seven years of coaching experience at the collegiate level. He most recently was a graduate assistant working with the defensive backs at Oregon after serving in the same role at Auburn in 2021. Jackson spent two years at Illinois working with the defensive backs as a defensive analyst (2020) and graduate assistant (2019). He coached four seasons at his alma mater, Louisiana, as a defensive analyst (2018) and defensive student assistant (2015-17). Jackson earned his masters of kinesiology in sport management from LSU in 2020 after earning his bachelors of kinesiology in sport management from Louisiana in 2018.



RICHARD SMITH
LINEBACKERS/RUN GAME COORDINATOR
COACHING EXPERIENCE: 45
NFL COACHING EXPERIENCE: 26

Smith enters his first season as linebackers/run game coordinator. In 2022, he was the team's linebackers coach. Smith served as the linebackers coach for the Las Vegas Raiders in 2021. He previously served as the defensive coordinator for the Atlanta Falcons (2015-16), Houston Texans (2006-08) and Miami Dolphins (2005). Smith also spent time on the coaching staffs of the Los Angeles Chargers (2017-20), Denver Broncos (1993-96, 2011-14), Carolina Panthers (2009-2010), Detroit Lions (2003-04), San Francisco 49ers (1997-2002) and Houston Oilers (1988-92). Collegiately, he coached at Arizona (1987), California (1984-86), Cal State Fullerton (1981-83) and Rio Hondo Junior College (1979-80). Smith played offensive line at Rio Hondo from 1975-76 before transferring to Fresno State in 1977.



WHAT TO LOOK FOR IN 2023

TEAM

- With two wins, the Colts will eclipse 575 wins (regular season and postseason).

DT-DEFOREST BUCKNER

- With 3.0 tackles for loss, he will reach 75.0 career tackles for loss.
- With 4.0 sacks, he will reach 60.0 career sacks.



LB-ZAIRE FRANKLIN

- With two 10-plus tackle games, he will pass Jerrell Freeman (18) for the fourth-most such games in team history.
- With five 10-plus tackle games, he will pass Mike Peterson (21) for the third-most such games in team history.
- With seven 10-plus tackle games, he will pass Gary Brackett (23) for the second-most such games in team history.

LB-SHAQUILLE LEONARD

- With 12 tackles, he will pass Antoine Bethea (595) for the most tackles by a Colts player in their first six seasons.
- With 19 solo tackles, he will pass Gary Brackett (388) for the second-most solo tackles by a Colts player in their first six seasons.
- With 44 solo tackles, he will pass Antoine Bethea (413) for the most solo tackles by a Colts player in their first six seasons.
- With 96 tackles, he will pass Gary Brackett (679) for the fourth-most tackles in franchise history.



CB-KENNY MOORE II

- With eight passes defended, he will reach 60 career passes defended.

WR-MICHAEL PITTMAN JR.

- With 15 receptions, he will pass T.Y. Hilton (283) for the second-most receptions by a Colts player in their first four seasons.
- With 43 receptions, he will pass Marvin Harrison (311) for the most receptions by a Colts player in their first four seasons.
- With one receiving yard, he will reach 3,000 career receiving yards.
- With 111 receiving yards, he will pass Reggie Wayne (3,109) for the fourth-most receiving yards by a Colts player in their first four seasons.
- With 641 receiving yards, he will pass Bill Brooks (3,639) for the third-most receiving yards by a Colts player in their first four seasons.
- With 1,143 receiving yards, he will pass Marvin Harrison (4,141) for the second-most receiving yards by a Colts player in their first four seasons.
- With at least one reception in nine consecutive games, he will tie Jessie Hester (62) for the sixth-longest streak in franchise history.
- With at least one reception in 10 consecutive games, he will pass Jessie Hester (62) for the sixth-longest streak in franchise history.



RB-JONATHAN TAYLOR

- With 31 points, he will pass Edgerrin James (252) and Lenny Moore (252) for the fifth-most points by a Colts player in their first four seasons.
- With 39 points, he will pass Joseph Addai (260) for the fourth-most points by a Colts player in their first four seasons.
- With 42 points, he will pass Jim O'Brien (263) for the third-most points by a Colts player in their first four seasons.
- With 76 points, he will pass Dean Biasucci (297) for the second-most points by a Colts player in their first four seasons.
- With 49 rushing yards, he will pass Marshall Faulk (4,001) for the second-most rushing yards by a Colts player in their first four seasons.
- With 961 rushing yards, he will pass Edgerrin James (4,913) for the most rushing yards by a Colts player in their first four seasons.
- With 1,158 yards from scrimmage, he will pass Marshall Faulk (5,897) for the second-most yards from scrimmage by a Colts player in their

first four seasons.

- With 1,779 yards from scrimmage, he will pass Edgerrin James (8,640) for the most yards from scrimmage by a Colts player in their first four seasons.
- With two 100-yard rushing performances, he will pass Lydell Mitchell (16) for the third-most such games in team history.
- With 10 100-yard rushing performances, he will pass Eric Dickerson (24) for the second-most such games in team history.
- With 93 rushing yards, he will pass Alan Ameche (4,045) for the eighth-most rushing yards in team history.
- With 576 rushing yards, he will pass Joseph Addai (4,453) for the seventh-most rushing yards in team history.
- With 694 rushing yards, he will pass Tom Matte (4,646) for the sixth-most rushing yards in team history.
- With 1,222 rushing yards, he will pass Lenny Moore (5,174) for the fifth-most rushing yards in team history.
- With 1,242 rushing yards, he will pass Eric Dickerson (5,194) for the fourth-most rushing yards in team history.
- With 1,368 rushing yards, he will pass Marshall Faulk (5,320) for the third-most rushing yards in team history.
- With 1,535 rushing yards, he will pass Lydell Mitchell (5,487) for the second-most rushing yards in team history.
- With six rushing touchdowns, he will pass Joseph Addai (39) and tie Alan Ameche (40) and Don McCauley (40) for the fifth-most rushing touchdowns in team history.
- With nine rushing touchdowns, he will pass Marshall Faulk (42) for the fourth-most rushing touchdowns in team history.
- With 12 rushing touchdowns, he will pass Tom Matte (45) for the third-most rushing touchdowns in team history.
- With one rushing touchdown, he will pass Joseph Addai (34) for the second-most rushing touchdowns by a Colts player in their first four seasons.
- With three rushing touchdowns, he will pass Marshall Faulk (36) for the most rushing touchdowns by a Colts player in their first four seasons.
- With five total touchdowns, he will pass Edgerrin James (41) and Marshall Faulk (41) and tie Lenny Moore (42) for the second-most total touchdowns by a Colts player in their first four seasons.
- With seven total touchdowns, he will pass Joseph Addai (43) for the most total touchdowns by a Colts player in their first four seasons.



MILESTONES REACHED IN 2023

COLTS OFFENSE

- In **Week 2 at HOU (9/17)**, the Colts tallied 28 points in the first half, which is the most before halftime by an NFL team this season. Indianapolis didn't allow a sack for the first time since Week 6 of 2022 vs. Jacksonville. The Colts scored a touchdown on an 18-yard rush from quarterback Anthony Richardson on the opening drive of the game. Richardson completed 5-of-6 passes for 50 yards and a 101.4 passer rating on the team's first drive and completed passes to five different receivers (Mo Alie-Cox, Michael Pittman Jr., Josh Downs, Kylen Granson and Isaiah McKenzie).
- In **Week 5 vs. TEN (10/8)**, Indianapolis converted 8-of-13 third down conversions for a 61.5 percent success rate. The third down conversion percentage is the best mark by the Colts in a single game this season and is the team's highest percentage since Week 8 of 2022 vs. Jacksonville (66.7 percent). The Colts registered 429 total net yards, which is a single-game season-high and their best mark since Week 6 of 2022 vs. Jacksonville (434).
- In **Week 6 at JAX (10/15)**, Indianapolis completed three passes of at least 40 yards to three different receivers (Kylen Granson, Michael Pittman Jr., Jonathan Taylor) in the same game for the first time since Week 11 of 2016 (Phillip Dorsett, Frank Gore, T.Y. Hilton). The Colts tallied 310 total passing yards, which is a single-game season high.
- In **Week 7 vs. CLE (10/22)**, the Colts compiled single-game season highs in total net yards (456) and points scored (38). Indianapolis' total net yards, points scored, passing yards (288), rushing yards (168), third down conversions (seven), third down conversion percentage (46.7 percent) and time of possession (32:31) all the most given up by the Browns defense in any game through Week 7. Colts wide receivers Michael Pittman Jr. (75) and Josh Downs (59) both had touchdown receptions of over 55 yards. It marked the first time two Indianapolis receivers have accomplished that feat since Chester Rogers (61) and Donte Moncrief (60) in Week 10 of 2017. It also marked the first time the Colts had consecutive games with multiple receivers registering 40-plus yard receptions since Weeks 5 and 6 of 2021.

COLTS DEFENSE

- In **Week 1 vs. JAX (9/10)**, the Colts defense registered 7.0 tackles for loss, which was the most by the team in a season opener since 2015 (8.0 vs. Buffalo). Indianapolis compiled three forced fumbles, which was the most by the Colts since Week 11 of 2022 vs. Philadelphia (three).
- In **Week 2 at HOU (9/17)**, the Colts tallied 6.0 sacks, which is the most by the team since Week 15 of 2022 at Minnesota (7.0). Indianapolis only allowed 52 rushing yards, the fewest by a Colts opponent since Week 4 of 2021 at Miami.
- In **Week 3 at BAL (9/24)**, Indianapolis tallied a strip-sack and fumble recovery in three consecutive games to start the season. It marks the first time Indianapolis has accomplished three straight games with a strip-sack since Weeks 2-4 of the 2009 season.
- In **Week 5 vs. TEN (10/8)**, Indianapolis held Tennessee to only 89 rushing yards, which is the fewest the Titans have had against the Colts since Week 11 of 2018 (87). The Colts limited Derrick Henry to 43 rushing yards, which is his fewest against Indianapolis since Week 11 of 2016.
- In **Week 6 at JAX (10/15)**, Indianapolis held Jacksonville to season lows in total net yards (233) and passing yards (148).

TE-MO ALIE-COX

- In **Week 4 vs. LAR (10/1)**, he registered a 35-yard touchdown reception. It marked his first touchdown this season.

S-JULIAN BLACKMON

- In **Week 5 vs. TEN (10/8)**, he tallied five tackles (four solo), one pass defended and one interception.
- In **Week 7 vs. CLE (10/22)**, he recorded five tackles (four solo), 2.0 tackles for loss, two passes defended and one interception. Blackmon tied his single-season career high in interceptions (two).

CB-JUJU BRENTS

- In **Week 3 at BAL (9/24)**, he registered four solo tackles, one forced fumble and one fumble recovery in his NFL debut. In the first quarter, Brents recorded a forced fumble and fumble recovery on the same play when he stripped running back Kenyan Drake.

- In **Week 6 at JAX (10/15)**, he accumulated seven tackles (five solo), two passes defended and his first-career interception. Brents registered single-game career highs in passes defended and interceptions.

CB-TONY BROWN

- In **Week 1 vs. JAX (9/10)**, he recorded one pass defended and one interception. It marked his first career interception.

DT-TAVEN BRYAN

- In **Week 2 at HOU (9/17)**, he registered one solo tackle, 1.0 tackle for loss and 1.0 sack.

DT-DEFOREST BUCKNER

- In **Week 1 vs. JAX (9/10)**, he tallied seven tackles (four solo), 1.0 tackle for loss, 1.0 sack, one forced fumble and one fumble recovery that was returned for a touchdown. In the third quarter, he recorded a strip-sack on Trevor Lawrence that was recovered by Jacksonville, lost again by the Jaguars, and picked up by Buckner and returned 26 yards for a touchdown. It marked his second career touchdown.
- In **Week 2 at HOU (9/17)**, he recorded four solo tackles, 2.0 tackles for loss and 1.0 sack. Buckner has registered at least 1.0 sack in consecutive games.
- In **Week 6 at JAX (10/15)**, he registered three tackles (one solo), 1.0 tackle for loss and 1.0 sack. Buckner has had a sack against Jacksonville in each of the past three meetings.

WR-JOSH DOWNS

- In **Week 5 vs. TEN (10/8)**, he led the team in receptions (six) and receiving yards (97).
- In **Week 6 at JAX (10/15)**, he recorded five receptions for 21 yards and his first-career touchdown reception.
- In **Week 7 vs. CLE (10/22)**, he led the team in receptions (five) and receiving yards (125) while adding one touchdown. Downs tallied a 59-yard touchdown reception in the first quarter, which is the longest reception by a Colts rookie since Donte Moncrief (79) in 2014. He is the first rookie Indianapolis wide receiver to tally a receiving touchdown in consecutive games since T.Y. Hilton (Weeks 11 and 12 of 2012). It marked his first 100-yard receiving game.

DE-SAMSON EBUKAM

- In **Week 2 at HOU (9/17)**, he registered two solo tackles, 1.0 tackle for loss and 1.0 sack.
- In **Week 3 at BAL (9/24)**, he compiled four solo tackles, 2.0 tackles for loss, 1.0 sack and one forced fumble. Ebukam has registered a full sack in consecutive games for the first time since Weeks 15 and 16 of 2021.
- In **Week 5 vs. TEN (10/8)**, he accumulated three tackles (two solo) and 1.0 sack. It marked his third game with a sack this season.
- In **Week 6 at JAX (10/15)**, he tallied three solo tackles, 1.0 tackle for loss and 1.0 sack. It marked his fourth game with a sack this season.

LB-ZAIRE FRANKLIN

- In **Week 1 vs. JAX (9/10)**, he tallied a team-high 17 tackles (10 solo), one pass defended and one forced fumble that was then returned for a touchdown. Franklin set single-game career highs in tackles and solo tackles. His 17 total tackles are the most by a Colts player in Week 1.
- In **Week 2 at HOU (9/17)**, he tallied a team-high 13 tackles (eight solo) and 1.0 tackle for loss. Franklin (30 tackles this season) passed Shaquille Leonard (28 in 2018) for the most tackles by a Colts player in the first two weeks of the season. He became the fourth Colt to ever record at least 13 tackles in consecutive games, joining Shaquille Leonard (2018), David Thornton (2003) and Mike Peterson (2000).
- In **Week 3 at BAL (9/24)**, he tallied a team-high 15 tackles (11 solo), 1.0 tackle for loss and 1.0 sack. Franklin (45 tackles this season) passed Pat Angerer (42 in 2011) for the most tackles by a Colts player in the first three weeks of a season. He became the third Colt to ever record at least 13 tackles in three consecutive games, joining Shaquille Leonard (2018) and Mike Peterson (2000). Franklin tied D'Qwell Jackson (14) for the sixth-most 10-plus tackle games in team history.
- In **Week 4 vs. LAR (10/1)**, he tallied a team-high 12 tackles (seven solo) and half a sack. Franklin passed Shaquille Leonard (54 in 2018)



MILESTONES REACHED IN 2023



MILESTONES REACHED IN 2023

for the most tackles in the first four weeks of a season by a Colts player. He passed D'Qwell Jackson (14) and tied Antoine Bethea (15) for the fifth-most 10-plus tackle games in team history.

- In **Week 5 vs. TEN (10/8)**, he tallied a team-high 12 tackles (seven solo) and one pass defended. Franklin passed Antoine Bethea (15) for the fifth-most 10-plus tackle games in team history. He is the only NFL player this season to record at least 10 tackles in each game.
- In **Week 6 at JAX (10/15)**, he tallied a team-high eight tackles (six solo).
- In **Week 7 vs. CLE (10/22)**, he led the team in tackles (11) and solo tackles (nine).

K-MATT GAY

- In **Week 1 vs. JAX (9/10)**, he made his regular season Colts debut and converted three extra points.
- In **Week 2 at HOU (9/17)**, he converted one field goal and four extra points for seven total points.
- In **Week 3 at BAL (9/24)**, he converted 5-of-5 field goals and one extra point for 16 total points. Gay tallied four 50-plus-yard field goals and became the first kicker in NFL history to accomplish that feat in a single game. Per NFL Research, he became the fifth kicker ever with a game-tying 50-plus-yard field goal in the final two minutes of regulation and a game-winning 50-plus-yard field goal in OT. Gay has converted seven consecutive field goals from 50-plus yards, dating back to last season. He set single-game career highs in field goals made and total points scored.
- In **Week 5 vs. TEN (10/8)**, he converted 3-of-3 field goals and two extra points for 11 total points.
- In **Week 6 at JAX (10/15)**, he converted 2-of-2 field goals and two extra points for eight total points. Gay has not missed a field goal as a member of the away team since Week 17 of 2021. Gay has converted 24 consecutive field goals on the road.

TE-KYLEN GRANSON

- In **Week 2 at HOU (9/17)**, he registered three receptions for 16 yards and one touchdown. Granson caught a four-yard touchdown reception at the end of the first half for his first career touchdown.
- In **Week 6 at JAX (10/15)**, he registered three receptions for 67 yards. Granson compiled a career-long 45-yard reception.

QB-GARDNER MINSHAW II

- In **Week 2 at HOU (9/17)**, he completed 19-of-23 passes for 171 yards and one touchdown for a 112.1 passer rating.
- In **Week 3 at BAL (9/24)**, he completed 27-of-44 passes for 227 yards and one touchdown with no interceptions for a 82.3 passer rating.
- In **Week 5 vs. TEN (10/8)**, he completed 11-of-14 passes for 155 yards for a 112.8 passer rating.
- In **Week 6 at JAX (10/15)**, he completed 33-of-55 passes for 329 yards and one touchdown with three interceptions. Minshaw II set single-game career highs in attempts and completions.
- In **Week 7 vs. CLE (10/22)**, he completed 15-of-23 passes for 305 yards and two touchdowns with one interception for a 119.4 passer rating. Minshaw II also added three carries for 29 yards and two touchdowns. He is the first player in franchise history to register at least two passing touchdowns and two rushing touchdowns in a single game and is the second NFL player to do so this season (Lamar Jackson in Week 4). Minshaw II tallied a 17-yard rushing touchdown in the first quarter. It marked his longest rushing touchdown of his career and his first rushing touchdown since Week 16 of 2022. His two rushing touchdowns tie for the most by a quarterback in a single game this season (Jalen Hurts, Justin Herbert, Lamar Jackson and Anthony Richardson).

CB-KENNY MOORE II

- In **Week 3 at BAL (9/24)**, he tallied four tackles (two solo) and one pass defended. It was Moore II's 50th career pass defended.
- In **Week 4 vs. LAR (10/1)**, he recorded eight tackles (five solo), two passes defended and one interception. It was his first interception since Week 13 of 2021.
- In **Week 7 vs. CLE (10/22)**, he compiled 10 tackles (seven solo), 3.0 tackles for loss and 1.5 sacks. Since 2018, Moore II leads all cornerbacks in sacks (9.5).

RB-ZACK MOSS

- In **Week 2 at HOU (9/17)**, he led the team in rushing with 88 yards on 18 carries with one touchdown. Dating back to last season, it is Moss' fifth consecutive game with more than 70 yards from scrimmage. It marked his third game in a row against Houston with over 60 rushing yards and a rushing touchdown.
- In **Week 3 at BAL (9/24)**, he led the team in rushing with 122 yards on 30 carries. Moss also registered two receptions for 23 yards and one touchdown. He set single-game career highs in carries and rushing yards. It marked his second career 100-yard rushing game. Dating back to last season, it is Moss's sixth consecutive game with more than 70 yards from scrimmage. He has registered a touchdown from scrimmage in three consecutive games.
- In **Week 4 vs. LAR (10/1)**, he led the team in rushing with 70 yards on 18 carries. Dating back to last season, it is Moss's seventh consecutive game with at least 70 yards from scrimmage.
- In **Week 5 vs. TEN (10/8)**, he led the team in rushing with 23 carries for a single-game career-high 165 yards and two touchdowns. His 7.2 rushing yard average is a single-game career best (minimum 10 carries). Moss tied his single-game career high in rushing touchdowns (two). Dating back to last season, it is his eighth consecutive game with at least 70 yards from scrimmage. It is the second-longest active streak in the NFL. Moss recorded a career-long 56-yard rushing touchdown in the first quarter.
- In **Week 6 at JAX (10/15)**, he led the team in rushing with seven carries for 21 yards and one touchdown. He also added six receptions for 38 yards. Moss tied his single-game career high in receptions.

DE-DAYO ODEYINGBO

- In **Week 4 vs. LAR (10/1)**, he accumulated seven tackles (five solo), 1.0 tackle for loss, 1.5 sacks, one pass defended and one forced fumble.

TE-DREW OGLETREE

- In **Week 4 vs. LAR (10/1)**, he led the team in receptions (three) receiving yards (48) and tied for the team-high in receiving touchdowns (one). Ogletree caught his first career touchdown pass in the fourth quarter.

DE-KWITY PAYE

- In **Week 1 vs. JAX (9/10)**, he registered four tackles (three solo), 2.0 tackles for loss and 1.0 sack.
- In **Week 2 at HOU (9/17)**, he tallied five tackles (three solo), 1.0 tackle for loss, 1.0 sack and one fumble recovery. Paye has recorded 1.0 sack in consecutive games.
- In **Week 3 at BAL (9/24)**, he registered three solo tackles, 1.0 tackle for loss, 1.0 sack and one fumble recovery. Paye has recorded 1.0 sack in three consecutive games for the second time in his career.

WR-MICHAEL PITTMAN JR.

- In **Week 1 vs. JAX (9/10)**, he led the team in receptions (eight), receiving yards (97) and receiving touchdowns (one). Pittman Jr. passed Bill Brooks (233) for the third-most receptions by a Colts player in their first four seasons.
- In **Week 2 at HOU (9/17)**, he led the team in receptions (eight) and receiving yards (58) for the second consecutive game. He recorded eight receptions in consecutive games for the first time since Weeks 1 and 3 of last season.
- In **Week 3 at BAL (9/24)**, he led the team in receptions (nine) and receiving yards (77) for the third straight game. Pittman Jr. recorded at least eight receptions in three consecutive games for the first time in his career and is the first Colt to accomplish that feat since Reggie Wayne (Week 16-17 of 2011 and Week 1 of 2012).
- In **Week 5 vs. TEN (10/8)**, he recorded five receptions for 52 yards. Pittman Jr. passed John Mackey (2,775) for the fifth-most receiving yards by a Colts player in their first four seasons.
- In **Week 6 at JAX (10/15)**, he led the team in receptions (nine) and receiving yards (109). Pittman Jr. tied Nyheim Hines (52) for the seventh-longest streak with at least one reception in franchise history. His 109 receiving yards marked a single-game season high.
- In **Week 7 vs. CLE (10/22)**, he recorded two receptions for 83 yards and one touchdown. Pittman Jr. passed Nyheim Hines (52) for the seventh-longest streak with at least one reception in franchise history. He had a career-long 75-yard touchdown reception in the fourth quarter.

MILESTONES REACHED IN 2023

QB-ANTHONY RICHARDSON

- In **Week 1 vs. JAX (9/10)**, he started the game and completed 24-of-37 passes for 223 yards and one touchdown with one interception. Richardson also led the team in rushing with 10 carries for 40 yards and one touchdown. He became the youngest quarterback in franchise history (21 years, 111 days) to start a game. Richardson became the first rookie quarterback in franchise history to register a rushing touchdown and passing touchdown in a season opener. He also became the fifth NFL rookie quarterback to accomplish the feat dating back to 1970, joining Deshaun Kizer (2017), Cam Newton (2011), Chris Weinke (2001) and Archie Manning (1971). Richardson passed Andrew Luck (23 in 2012) for the most completions by a rookie Colts quarterback in his first career start. He joined Mike Pagel (Week 1 in 1982) as the only other Colts rookie quarterback to rush for a touchdown in a season opener. With his 64.9 completion percentage, Richardson passed Jack Trudeau (59.1 percent in 1988) for the best completion percentage by a Colts rookie quarterback in his first career start. He tied Andrew Luck (2012), Peyton Manning (1998), Jeff George (1990), Bert Jones (1973) and George Shaw (1955) for the most passing touchdowns as a rookie in a season-opening start.
- In **Week 2 at HOU (9/17)**, he started the game and completed 6-of-10 passes for 56 yards. Richardson also recorded three carries for 35 yards and two touchdowns. He became the first Colts rookie quarterback to rush for a touchdown in each of his first two games. He is the first Colts quarterback to rush for two touchdowns in a single game since Jacoby Brissett in Week 12 of 2020. Richardson compiled two rushing touchdowns in the first quarter and became the first Colts player to log two rushing scores in the opening quarter of play since Edgerrin James in Week 11 of 1999, according to FOX. He is the third quarterback in NFL history with three-plus rushing touchdowns in his first two career games, joining Daunte Culpepper (1999-2000) and Jack Thompson (1979), according to NFL Research. Richardson became the youngest quarterback in NFL history to rush for two touchdowns in a single game, surpassing Lamar Jackson (21 years, 357 days), according to NFL Research. He passed George Shaw (54 in 1955) for the most rushing yards by a Colts rookie quarterback in his first two games.
- In **Week 4 vs. LAR (10/1)**, he completed 11-of-25 passes for 200 yards and two touchdowns with no interceptions for a 98.8 passer rating. He also contributed with 10 carries for 56 yards and one touchdown. Richardson passed George Shaw (52 in 1955) for the third-most rushing yards by a rookie Colts quarterback in a single game. He is the first rookie quarterback in NFL history to record four rushing touchdowns in his first three games. Richardson became the first quarterback in franchise history to register a rushing touchdown in three consecutive games. He is the first rookie quarterback to tally one rushing touchdown in three consecutive games since Jameis Winston in 2015. Richardson is the youngest player in the Super Bowl era with multiple passing touchdowns and a rushing touchdown in a single game, according to NFL Research.

P-RIGOBERTO SANCHEZ

- In **Week 3 at BAL (9/24)**, he recorded seven punts for 325 yards (46.4 avg./40.0 net avg.) with three pinned inside the 20-yard line.
- In **Week 7 vs. CLE (10/22)**, he tallied five punts for 260 yards (52.0 avg./47.6 net avg.) with one pinned inside the 20-yard line. Sanchez passed Chris Gardocki and David Lee (nine) for the fourth-most games with a 50.0+ punting average in franchise history.

LB-E.J. SPEED

- In **Week 2 at HOU (9/17)**, he accumulated six solo tackles, 2.0 tackles for loss and 1.0 sack. His 2.0 tackles for loss tied his single-game career high.

RB-JONATHAN TAYLOR

- In **Week 6 at JAX (10/15)**, he registered eight carries for 19 yards as well as five receptions for 46 yards. Taylor passed Lenny Moore (4,730) for the fourth-most yards from scrimmage by a Colts player in their first four seasons. He passed Randy McMillan (3,876) for the ninth-most rushing yards in team history.
- In **Week 7 vs. CLE (10/22)**, he led the team in rushing with 18 carries for 75 yards and one touchdown. He also contributed three receptions for 45 yards. Taylor passed Joseph Addai (4,756) for the

third-most yards from scrimmage by a Colts player in their first four seasons.

LUCAS OIL
STADIUM



TEAM/ OFFENSIVE NOTES

20-POINT GAMES

The **Colts** are one the only team this season to score at least 20 points in every game this season. It's the first time Indianapolis has started a season with seven consecutive games of 20-plus points since 2016.

| 20+ POINT GAMES, 2023 SEASON | | |
|---------------------------------|--------------|-----------------|
| Rank | Team | 20+ Point Games |
| 1. | Indianapolis | 7 |
| 2t. | Detroit | 6 |
| 2t. | Miami | 6 |
| 2t. | Philadelphia | 6 |

A DUAL-THREAT QUARTERBACK

Indianapolis rookie quarterback **Anthony Richardson** has recorded 25 carries for 136 yards and four touchdowns. He ranks tied for third in the NFL in rushing touchdowns among quarterbacks this season.

| RUSHING TOUCHDOWNS AMONG QUARTERBACKS, 2023 SEASON | | |
|---|---------------------------------|------------|
| Rank | Player | Touchdowns |
| 1. | Jalen Hurts (PHI) | 6 |
| 2. | Lamar Jackson (BAL) | 5 |
| 3t. | Anthony Richardson (IND) | 4 |
| 3t. | Josh Allen (BUF) | 4 |

Richardson also ranks second among all rookies in rushing touchdowns.

| RUSHING TOUCHDOWNS AMONG ROOKIES, 2023 SEASON | | |
|--|---------------------------------|------------|
| Rank | Player | Touchdowns |
| 1. | De'Von Achane (MIA) | 5 |
| 2. | Anthony Richardson (IND) | 4 |
| 3. | Tank Bigsby (JAX) | 2 |

STARTING OFF STRONG

In **Week 1 vs. JAX**, Colts quarterback **Anthony Richardson** became the only rookie quarterback in franchise history to rush and pass for a touchdown a season opener, and became one of five in NFL history to do so.

| ROOKIE NFL QBS TO PASS AND RUSH FOR A TOUCHDOWN IN WEEK 1, NFL HISTORY | |
|---|--|
| Player | |
| Anthony Richardson (2023) | |
| Deshone Kizer (2017) | |
| Cam Newton (2011) | |
| Chris Weinke (2001) | |
| Archie Manning (1971) | |

Richardson also passed Andrew Luck (23 in 2012) for the most completions and Jack Trudeau (59.1 percent in 1986) for the best completion percentage by a Colts rookie quarterback in his first career start.

| COMPLETIONS FOR ROOKIE QB IN FIRST CAREER START, COLTS HISTORY | | |
|---|----------------------------------|-------------|
| Rank | Player | Completions |
| 1. | Anthony Richardson (2023) | 24 |
| 2. | Andrew Luck (2012) | 23 |
| 3. | Peyton Manning (1998) | 21 |
| 4. | Bert Jones (1973) | 17 |
| 5. | Jack Trudeau (1986) | 13 |

| COMPLETION PERCENTAGE FOR ROOKIE QB IN FIRST CAREER START, COLTS HISTORY | | |
|---|----------------------------------|--------------|
| Rank | Player | Completion % |
| 1. | Anthony Richardson (2023) | 64.9 |
| 2. | Jack Trudeau (1986) | 59.1 |
| 3. | Peyton Manning (1998) | 56.8 |
| 4. | Chris Chandler (1988) | 55.6 |
| 5. | Bert Jones (1973) | 54.6 |

PASSING AND RUNNING

Indianapolis rookie quarterback **Anthony Richardson** is one of eight quarterbacks this season to have at least two games with a rushing touchdown and passing touchdown and the only rookie to do so.

| GAMES WITH RUSHING TD AND PASSING TD, 2023 SEASON | | |
|--|---------------------------------|-------|
| Rank | Player | Games |
| 1t. | Jalen Hurts (PHI) | 5 |
| 1t. | Josh Allen (BUF) | 4 |
| 3t. | Anthony Richardson (IND) | 2 |
| 3t. | Jared Goff (DET) | 2 |
| 3t. | Justin Herbert (LAC) | 2 |
| 3t. | Lamar Jackson (BAL) | 2 |
| 3t. | Jordan Love (GB) | 2 |
| 3t. | Deshaun Watson (ATL) | 2 |

MAKING HIS MARK

Colts wide receiver **Michael Pittman Jr.** ranks third in receptions (269) and fifth in receiving yards (2,999) in a Colts player's first four seasons.

| MOST RECEPTIONS IN FIRST FOUR SEASONS, COLTS HISTORY | | |
|---|----------------------------|------------|
| Rank | Player | Receptions |
| 1. | Marvin Harrison | 311 |
| 2. | T.Y. Hilton | 283 |
| 3. | Michael Pittman Jr. | 269 |
| 4. | Bill Brooks | 233 |
| 5. | Reggie Wayne | 221 |

| MOST RECEIVING YARDS IN FIRST FOUR SEASONS, COLTS HISTORY | | |
|--|----------------------------|-------|
| Rank | Player | Yards |
| 1. | T.Y. Hilton | 4,413 |
| 2. | Marvin Harrison | 4,141 |
| 3. | Bill Brooks | 3,639 |
| 4. | Reggie Wayne | 3,109 |
| 5. | Michael Pittman Jr. | 2,999 |

He currently ranks seventh in franchise history in consecutive games with a reception (53).

| CONSECUTIVE GAMES WITH A RECEPTION, COLTS HISTORY | | |
|--|----------------------------|-------|
| Rank | Player | Games |
| 1. | Marvin Harrison | 190 |
| 2. | Reggie Wayne | 134 |
| 3. | T.Y. Hilton | 97 |
| 4. | Marshall Faulk | 77 |
| 5. | Dallas Clark | 70 |
| 6. | Jessie Hester | 62 |
| 7. | Michael Pittman Jr. | 53 |
| 8. | Nyheim Hines | 52 |

EXPLOSIVE PLAYS

Indianapolis ranks fourth in the league in plays of 20-plus yards (33) this season.

| MOST PLAYS OF 20+ YARDS, 2023 SEASON | | |
|---|----------------------|-------|
| Rank | Team | Plays |
| 1. | Miami | 41 |
| 2. | Detroit | 36 |
| 3. | Los Angeles Rams | 35 |
| 4. | Indianapolis | 33 |
| 5t. | Baltimore | 31 |
| 5t. | Los Angeles Chargers | 31 |

MOSS RACKING UP YARDS

In 2023, Colts running back **Zack Moss** has tallied 114 carries for 523 yards and four touchdowns. Despite missing one game, he ranks in the top-three in the NFL in rushing yards, rushing yards per game (87.2), rushing first downs (28) and 10+ yard rushes (14).

RUSHING YARDS, 2023 SEASON

| Rank | Player | Rushing Yards |
|------|--------------------------|---------------|
| 1. | Christian McCaffrey (SF) | 598 |
| 2. | Zack Moss (IND) | 523 |
| 3. | D'Andre Swift (PHI) | 514 |

RUSHING YARDS PER GAME, 2023 SEASON

| Rank | Player | Rushing Yards Per Game* |
|------|--------------------------|-------------------------|
| 1. | Zack Moss (IND) | 87.2 |
| 2. | Christian McCaffrey (SF) | 85.4 |
| 3. | Kyren Williams (LAR) | 78.0 |

*Has played in 75 percent of team's games.

RUSHING FIRST DOWNS, 2023 SEASON

| Rank | Player | Rushing First Downs |
|------|--------------------------|---------------------|
| 1t. | Jalen Hurts (PHI) | 34 |
| 1t. | Christian McCaffrey (SF) | 34 |
| 3. | Zack Moss (IND) | 28 |

10+ YARD RUNS, 2023 SEASON

| Rank | Player | 10+ Yard Runs |
|------|--------------------------|---------------|
| 1t. | Christian McCaffrey (SF) | 15 |
| 1t. | Lamar Jackson (BAL) | 15 |
| 1t. | Raheem Mostert (MIA) | 15 |
| 4. | Zack Moss (IND) | 14 |
| 5. | Bijan Robinson (ATL) | 13 |

DOWNES MAKING ROUNDS

In 2023, Indianapolis rookie wide receiver **Josh Downes** has recorded 33 receptions for 401 yards and two touchdowns. He ranks first in receptions and second in receiving yards through a Colts player's first seven games.

RECEPTIONS BY A COLTS PLAYER IN FIRST SEVEN GAMES, COLTS HISTORY

| Rank | Player | Receptions |
|------|---------------------------|------------|
| 1. | Josh Downes (2023) | 33 |
| 2. | Nyheim Hines (2018) | 32 |
| 3. | Austin Collie (2009) | 30 |
| 4. | Marvin Harrison (1996) | 25 |

RECEIVING YARDS BY A COLTS PLAYER IN FIRST SEVEN GAMES, COLTS HISTORY

| Rank | Player | Receiving Yards |
|------|---------------------------|-----------------|
| 1. | Bill Brooks (1986) | 428 |
| 2. | Josh Downes (2023) | 401 |
| 3. | Alec Pierce (2022) | 373 |
| 4. | T.Y. Hilton (2012) | 355 |

He also ranks fourth in receptions and third in receiving yards among rookies this season.

RECEPTIONS AMONG ROOKIES, 2023 SEASON

| Rank | Player | Receptions |
|------|--------------------------|------------|
| 1. | Puka Nacua (LAR) | 58 |
| 2. | Zay Flowers (BAL) | 39 |
| 3. | Sam LaPorta (DET) | 35 |
| 4. | Josh Downes (IND) | 33 |

RECEIVING YARDS AMONG ROOKIES, 2023 SEASON

| Rank | Player | Receiving Yds |
|------|--------------------------|---------------|
| 1. | Puka Nacua (LAR) | 752 |
| 2. | Zay Flowers (BAL) | 442 |
| 3. | Josh Downes (IND) | 401 |
| 4. | Jordan Addison (MIN) | 400 |

TOP 10 IN YARDS

The **Colts** rank 10th in the NFL in yards per game (361.1), ninth in rushing yards per game (124.0) and 10th in passing yards per game (237.1). They are one of three teams to be in the top 10 in rushing and passing (Miami, Philadelphia).

YARDS PER GAME, 2023 SEASON

| Rank | Team | Avg. |
|------|---------------------|--------------|
| 1. | Miami | 482.3 |
| 2. | Kansas City | 398.7 |
| 3. | Philadelphia | 389.3 |
| 4. | Detroit | 377.0 |
| 5. | Buffalo | 369.7 |
| 6. | L.A. Rams | 365.1 |
| 7. | San Francisco | 364.7 |
| 8. | L.A. Chargers | 364.2 |
| 9. | Baltimore | 362.6 |
| 10. | Indianapolis | 361.1 |

RUSHING YARDS PER GAME, 2023 SEASON

| Rank | Team | Avg. |
|------|---------------------|--------------|
| 1. | Miami | 162.3 |
| 2. | Cleveland | 147.5 |
| 3. | Baltimore | 145.0 |
| 4. | Philadelphia | 142.7 |
| 5. | Chicago | 141.3 |
| 6. | Arizona | 139.0 |
| 7. | San Francisco | 136.4 |
| 8. | Atlanta | 124.3 |
| 9. | Indianapolis | 124.0 |
| 10. | Dallas | 119.7 |

PASSING YARDS PER GAME, 2023 SEASON

| Rank | Team | Avg. |
|------|---------------------|--------------|
| 1. | Miami | 300.0 |
| 2. | Kansas City | 285.4 |
| 3. | Minnesota | 280.0 |
| 4. | Detroit | 258.6 |
| 6. | Houston | 258.5 |
| 5. | Buffalo | 256.9 |
| 7. | L.A. Rams | 253.1 |
| 8. | L.A. Chargers | 252.3 |
| 9. | Philadelphia | 246.6 |
| 10. | Indianapolis | 237.1 |

MAKING PLAYS ON THE GROUND

This season, **Indianapolis** ranks tied for third in the league in rushes of 20-plus yards (seven).

MOST RUSHES OF 20+ YARDS, 2023 SEASON

| Rank | Team | Rushes |
|------|---------------------|----------|
| 1t. | Arizona | 13 |
| 1t. | Miami | 13 |
| 3t. | Indianapolis | 7 |
| 3t. | Denver | 7 |
| 3t. | Jacksonville | 7 |

IN THE AIR AND THE GROUND

In **Week 7 vs. CLE**, Colts quarterback **Gardner Minshew II** rushed for two touchdowns and passed for two touchdowns. He became the first player in franchise history to accomplish that feat and the second NFL player in 2023 to do so. Minshew II is one of 12 quarterbacks since 2019 to accomplish that feat in a single game.

GAMES WITH TWO PASSING TDs AND TWO RUSHING TDs, 2023 SEASON

| Rank | Player | Games |
|------|---------------------------------|----------|
| 1t. | Gardner Minshew II (IND) | 1 |
| 1t. | Lamar Jackson (BAL) | 1 |

RUNNING THE DANG BALL

Indianapolis ranks tied for third in the league in rushing touchdowns (11) in 2023.

| RUSHING TOUCHDOWNS, 2023 SEASON | | |
|------------------------------------|---------------------|-------------|
| Rank | Team | Rushing TDs |
| 1. | Miami | 15 |
| 2. | San Francisco | 13 |
| 3t. | Indianapolis | 11 |
| 3t. | Baltimore | 11 |
| 5. | Detroit | 10 |

MOVING THE BALL IN THE AIR

In 2023, the **Colts** rank tied for third in the NFL in receptions of at least 25 yards (17).

| 25+ YARD RECEPTIONS, 2023 SEASON | | |
|-------------------------------------|----------------------|-------------------|
| Rank | Team | 25+ Yd Receptions |
| 1t. | Kansas City | 18 |
| 1t. | Philadelphia | 18 |
| 3t. | Indianapolis | 17 |
| 3t. | Houston | 17 |
| 3t. | Los Angeles Chargers | 17 |
| 3t. | Los Angeles Rams | 17 |
| 3t. | Miami | 17 |

SCORING POINTS

The **Colts** rank tied for fifth in the NFL in total points scored (178), tied for sixth in points per game (25.4) and tied for fifth in offensive touchdowns (19) in 2023.

| TOTAL POINTS SCORED, 2023 SEASON | | |
|-------------------------------------|---------------------|------------|
| Rank | Team | Points |
| 1. | Miami | 240 |
| 2. | San Francisco | 201 |
| 3. | Buffalo | 198 |
| 4. | Philadelphia | 186 |
| 5t. | Indianapolis | 178 |
| 5t. | Kansas City | 178 |

| POINTS PER GAME, 2023 SEASON | | |
|---------------------------------|---------------------|-----------------|
| Rank | Team | Points Per Game |
| 1. | Miami | 34.3 |
| 2. | San Francisco | 28.7 |
| 3. | Buffalo | 28.3 |
| 4. | Philadelphia | 26.6 |
| 5. | Dallas | 25.7 |
| 6t. | Indianapolis | 25.4 |
| 6t. | Kansas City | 25.4 |

| OFFENSIVE TOUCHDOWNS SCORED, 2023 SEASON | | |
|---|---------------------|-----------|
| Rank | Team | Off. TDs |
| 1. | Miami | 31 |
| 2. | San Francisco | 24 |
| 3. | Buffalo | 23 |
| 4. | Detroit | 21 |
| 5t. | Indianapolis | 19 |
| 5t. | Baltimore | 19 |
| 5t. | Kansas City | 19 |

SCORING FROM ANYWHERE

In 2023, **Indianapolis** ranks fifth in the NFL in points scored outside of the red zone (54).

| POINTS SCORED OUTSIDE THE RED ZONE, 2023 SEASON | | |
|--|---------------------|-----------|
| Rank | Team | Points |
| 1. | Miami | 79 |
| 2. | Jacksonville | 76 |
| 3. | Detroit | 65 |
| 4. | Minnesota | 60 |
| 5. | Indianapolis | 54 |

GAINING YARDS IN THE END ZONE

The **Colts** rank fifth in the NFL in yards per play in the red zone (3.47) this season.

| YARDS PER PLAY IN RED ZONE, 2023 SEASON | | |
|--|---------------------|----------------|
| Rank | Team | Yards Per Play |
| 1. | San Francisco | 3.99 |
| 2. | New England | 3.90 |
| 3. | Miami | 3.70 |
| 4. | Baltimore | 3.62 |
| 5. | Indianapolis | 3.47 |

PROTECTING THE QB

Since 2018, **Indianapolis** ranks seventh in fewest sacks allowed in the NFL.

| FEWEST SACKS ALLOWED, SINCE 2018 | | |
|-------------------------------------|---------------------|--------------|
| Rank | Team | Sacks |
| 1. | Kansas City | 136.0 |
| 2t. | Pittsburgh | 162.0 |
| 2t. | Tampa Bay | 163.0 |
| 4. | New Orleans | 169.0 |
| 5. | New England | 170.0 |
| 6. | Buffalo | 178.0 |
| 7. | Indianapolis | 182.0 |

200-YARD RUSHING GAMES

Since 2017, the **Colts** have registered 12 games with at least 200 rushing yards, which is the fifth-most in the league.

| MOST 200-YARD RUSHING GAMES, SINCE 2017 | | |
|--|---------------------|-----------|
| Rank | Team | Games |
| 1. | Baltimore | 26 |
| 2. | Philadelphia | 15 |
| 3t. | Cleveland | 14 |
| 3t. | Tennessee | 14 |
| 5. | Indianapolis | 12 |

200-YARD GAMES

Indianapolis running back **Jonathan Taylor** has tallied three career games with 200-plus scrimmage yards (fourth-most in team history) and one game of 200-plus rushing yards (second-most in franchise history).

MOST 200-YARD SCRIMMAGE GAMES, COLTS HISTORY

| Rank | Player | Games |
|------|------------------------|-------|
| 1. | Edgerrin James | 6 |
| 2t. | Marshall Faulk | 4 |
| 2t. | Lenny Moore | 4 |
| 4. | Jonathan Taylor | 3 |
| 5t. | Joseph Addai | 2 |
| 5t. | Eric Dickerson | 2 |
| 5t. | Lydell Mitchell | 2 |
| 5t. | Reggie Wayne | 2 |

MOST 200-YARD RUSHING GAMES, COLTS HISTORY

| Rank | Player | Games |
|------|------------------------|-------|
| 1. | Edgerrin James | 2 |
| 2. | Jonathan Taylor | 1 |

FIRST FOUR SEASONS

Colts running back **Jonathan Taylor** ranks third in rushing yards (3,953), third in scrimmage yards (4,862), fifth in total touchdowns (37) and sixth in points scored (222) in a Colts player's first four seasons.

In **Week 7 vs. CLE**, he tallied 18 carries for 75 yards and one touchdown as well as three receptions for 45 yards and passed Joseph Addai (4,756) for the third-most yards from scrimmage by a Colts player in their first four seasons.

MOST RUSHING YARDS IN FIRST FOUR SEASONS, COLTS HISTORY

| Rank | Player | Yards |
|------|------------------------|-------|
| 1. | Edgerrin James | 4,913 |
| 2. | Marshall Faulk | 4,001 |
| 3. | Jonathan Taylor | 3,953 |
| 4. | Joseph Addai | 3,525 |
| 5. | Lydell Mitchell | 3,128 |

MOST SCRIMMAGE YARDS IN FIRST FOUR SEASONS, COLTS HISTORY

| Rank | Player | Yards |
|------|------------------------|-------|
| 1. | Edgerrin James | 6,640 |
| 2. | Marshall Faulk | 5,897 |
| 3. | Jonathan Taylor | 4,862 |
| 4. | Joseph Addai | 4,756 |
| 5. | Lenny Moore | 4,730 |

MOST TOUCHDOWNS IN FIRST FOUR SEASONS, COLTS HISTORY

| Rank | Player | Touchdowns |
|------|------------------------|------------|
| 1. | Joseph Addai | 43 |
| 2. | Lenny Moore | 42 |
| 3t. | Marshall Faulk | 41 |
| 3t. | Edgerrin James | 41 |
| 5. | Jonathan Taylor | 37 |

MOST POINTS SCORED IN FIRST FOUR SEASONS, COLTS HISTORY

| Rank | Player | Points Scored |
|------|------------------------|---------------|
| 1. | Jim O'Brien | 263 |
| 2. | Joseph Addai | 260 |
| 3t. | Edgerrin James | 252 |
| 3t. | Lenny Moore | 252 |
| 5. | Marshall Faulk | 246 |
| 6. | Jonathan Taylor | 222 |

JT LEADING THE WAY

Since 2021, Indianapolis running back **Jonathan Taylor** ranks fourth in the NFL in rushing yards (2,784).

MOST RUSHING YARDS, SINCE 2021

| Rank | Player | Yards |
|------|------------------------------|-------|
| 1. | Nick Chubb (CLE) | 2,954 |
| 2. | Derrick Henry (TEN) | 2,900 |
| 3. | Josh Jacobs (LV) | 2,872 |
| 4. | Jonathan Taylor (IND) | 2,784 |
| 5. | Najee Harris (PIT) | 2,534 |

Since 2021, **Taylor** also ranks third in the NFL with 152 carries for a first down.

MOST CARRIES FOR FIRST DOWN, SINCE 2021

| Rank | Player | First Downs |
|------|------------------------------|-------------|
| 1. | Jalen Hurts (PHI) | 157 |
| 2. | Josh Jacobs (LV) | 155 |
| 3. | Jonathan Taylor (IND) | 152 |
| 4. | Nick Chubb (CLE) | 138 |
| 5. | Derrick Henry (TEN) | 134 |

100-YARD RUSHING GAMES

Colts running back **Jonathan Taylor** ranks fourth in 100-yard rushing games (15) in franchise history.

MOST 100-YARD RUSHING GAMES, COLTS HISTORY

| Rank | Player | Games |
|------|------------------------|-------|
| 1. | Edgerrin James | 49 |
| 2. | Eric Dickerson | 24 |
| 3. | Lydell Mitchell | 16 |
| 4. | Jonathan Taylor | 15 |
| 5. | Marshall Faulk | 14 |

150+ RUSHING YARDS, MULTI-TD GAMES

Indianapolis running back **Jonathan Taylor** has tallied four career games with 150-plus rushing yards and multiple touchdowns, which is the most in franchise history.

MOST 150-PLUS RUSHING YARD AND MULTI-TOUCHDOWN GAMES, COLTS HISTORY

| Rank | Player | Games |
|------|------------------------|-------|
| 1. | Jonathan Taylor | 4 |
| 2t. | Eric Dickerson | 2 |
| 2t. | Marshall Faulk | 2 |
| 2t. | Edgerrin James | 2 |

RUNNING BACK JONATHAN TAYLOR
5-10 - 226 POUNDS - WISCONSIN
4TH NFL SEASON

- Has started 42-of-46 career games and has totaled 788 carries for 3,953 yards (5.0 avg.) and 34 touchdowns. Has also caught 113 passes for 909 yards and three touchdowns.
- His 15 career 100-yard rushing games are the fourth-most in team history. In 2021, he tied the franchise single-season record with 10 such games.
- His four career games with 150+ rushing yards and multi-rushing touchdowns are a franchise record.
- In 2021, became just the fourth player in team history to lead the NFL in rushing yards as he set franchise single-season records for rushing yards (1,811), rushing average (5.5 - minimum 200 carries) and rushing touchdowns (18).
- Set the franchise record for fewest carries to reach 1,000 rushing yards in a single season (173 in 2021).
- Became the youngest player (22 years and 348 days old) with at least 2,000 scrimmage yards and 20 touchdowns in a single season in NFL history.
- Became just the fourth player in team history to rush for 1,000 yards in each of their first two seasons. He also became just the fourth player in franchise history to eclipse 1,000 rushing yards in the first 11 weeks of a single season.
- Became the fourth player since 2000 and the first since Adrian Peterson (2007-08) to record at least 1,000 rushing yards and 10 rushing touchdowns in each of their first two seasons.
- Registered 30 career touchdowns in 28 games, becoming the third-fastest player to reach that mark in the Super Bowl era.
- The fourth player in franchise history to record multiple seasons with 10 rushing touchdowns.
- Became the fifth player in NFL history with a rushing touchdown in 11 straight games within a season (Weeks 4-15 of 2021 season).
- Became the first player in NFL history to have a touchdown in 10 straight games before his 23rd birthday.
- Became the third player under the age of 23 to compile five touchdowns in a single game (Clinton Portis, Gale Sayers).
- Tied Earl Campbell and Billy Sims as the third-fastest player to reach 30 total touchdowns (28 games).
- One of four players in team history to reach 2,000 rushing yards in their first two seasons.
- The only player in NFL history to record 175-plus rushing yards, four rushing touchdowns and one receiving touchdown in a single game.
- Only the fifth player in NFL history to register at least four rushing touchdowns and one receiving touchdown in a single game.
- Registered a franchise-record 83-yard run on 10/17/21 vs. HOU.
- Tallied a 78-yard rushing touchdown on 11/4/21 vs. NYJ, which is the longest rushing touchdown and the second-longest run this season.
- In 2021, named AFC Offensive Player of the Month for October, becoming the first Indianapolis player to earn AFC Offensive Player of the Month honors since Andrew Luck in November 2018 and the first running back since Edgerrin James in October 2005.
- Only Colts player to win AFC Offensive Player of the Month twice in same season (October and November 2021).
- Named NFL Offensive Rookie of the Month in December 2020.

TAYLOR'S CAREER HONORS

- 2022 SEASON**
FedEx Ground Player of the Week (Week 1 at Houston — Sixth)
AFC Offensive Player of the Week (Week 10 at Las Vegas — Second)
Nickelodeon NVP (Week 10 at Las Vegas — Second)
- 2021 SEASON**
Associated Press First Team All-Pro (First)
Pro Bowl Selection (First)
NFL 101 AFC Offensive Player of the Year (First)
2021 Bert Bell Professional Player of the Year Award
PFWA All-NFL Team (First)
PFWA All-AFC Team (First)
FedEx Ground Player of the Week (Week 6 vs. Houston — Second)
AFC Offensive Player of the Month (October — First)
FedEx Ground Player of the Week (Week 10 vs. Jacksonville — Third)
AFC Offensive Player of the Week (Week 11 at Buffalo — First)
Nickelodeon NVP (Week 11 at Buffalo — First)
AFC Offensive Player of the Month (November — Second)
FedEx Ground Player of the Week (Week 13 at Houston — Fourth)
FedEx Ground Player of the Week (Week 15 vs. New England — Fifth)

- 2020 SEASON**
PFWA All-Rookie Team
NFL Offensive Rookie of the Month (December)
FedEx Ground Player of the Week (Week 17 vs. Jacksonville — First)

100-YARD GAMES

Taylor has the fourth-most 100-yard rushing games (15) in franchise history.

MOST 100-YARD RUSHING GAMES,

| COLTS HISTORY | | |
|---------------|-----------------|-------|
| Rank | Player | Games |
| 1. | Edgerrin James | 49 |
| 2. | Eric Dickerson | 24 |
| 3. | Lydell Mitchell | 16 |
| 4. | Jonathan Taylor | 15 |
| 5. | Marshall Faulk | 14 |

In 2021, he tied the franchise single-season record with 10 such games.

MOST SINGLE-SEASON 100-YARD RUSHING GAMES,
COLTS HISTORY

| Rank | Player | Games |
|------|------------------------|-------|
| 1t. | Jonathan Taylor (2021) | 10 |
| 1t. | Edgerrin James (1999) | 10 |
| 3t. | Edgerrin James (2005) | 9 |
| 3t. | Edgerrin James (2000) | 9 |
| 5t. | Eric Dickerson (1988) | 8 |
| 5t. | Edgerrin James (2004) | 8 |

TAYLOR'S REGULAR SEASON CAREER BEST GAMES

| RUSHING YARDS | RUSHING TOUCHDOWNS |
|---------------------------------|----------------------------|
| 253, vs. Jacksonville (11/3/21) | 4, at Buffalo (11/21/21) |
| 185, at Buffalo (11/21/21) | 2, six times, last: |
| 172, vs. NY Jets (11/4/21) | at Houston (12/5/21) |
| RECEIVING YARDS | RECEIVING TOUCHDOWNS |
| 116, at Baltimore (10/11/21) | 1, at Buffalo (11/21/21) |
| 67, at Jacksonville (9/13/20) | 1, at Baltimore (10/11/21) |
| 60, vs. Seattle (9/12/21) | 1, at Houston (12/6/20) |
| SCRIMMAGE YARDS | TOTAL TOUCHDOWNS |
| 254, vs. Jacksonville (11/3/21) | 5, at Buffalo (11/21/21) |
| 204, at Buffalo (11/21/21) | 2, seven times, last: |
| 200, vs. NY Jets (11/4/21) | at Houston (12/5/21) |

ANOTHER 1,000-YARD SEASON

Taylor accumulated 332 carries for 1,811 rushing yards (5.5 avg.) and 18 rushing touchdowns in 2021.

He set the franchise record for fewest carries to reach 1,000 rushing yards in a single season (173).

FEWEST CARRIES TO 1,000 RUSHING YARDS IN A SINGLE SEASON, COLTS HISTORY

| Rank | Player | Carries |
|------|-------------------------------|------------|
| 1. | Jonathan Taylor (2021) | 173 |
| 2. | Joseph Addai (2006) | 201 |
| 3. | Edgerrin James (2005) | 217 |
| 4. | Eric Dickerson (1988) | 221 |

Taylor became just the fourth player in team history to rush for 1,000 yards in each of their first two seasons. He also became just the fourth player in franchise history to eclipse 1,000 rushing yards in the first 11 weeks of a single season.

He became the fourth player since 2000 and the first since Adrian Peterson (2007-08) to record at least 1,000 rushing yards and 10 rushing touchdowns in each of their first two seasons (per NFL Research).

Taylor is the fourth player in franchise history to record multiple seasons with 10 rushing touchdowns.

TAYLOR JOINS SMALL GROUP

Taylor set the franchise single-season rushing record and became just the third player in team history to eclipse 1,500 rushing yards in a single season.

MOST SINGLE-SEASON RUSHING YARDS, COLTS HISTORY

| Rank | Player | Yards |
|------|-------------------------------|--------------|
| 1. | Jonathan Taylor (2021) | 1,811 |
| 2. | Edgerrin James (2000) | 1,709 |
| 3. | Eric Dickerson (1988) | 1,659 |
| 4. | Edgerrin James (1999) | 1,553 |
| 5. | Edgerrin James (2004) | 1,548 |
| 6. | Edgerrin James (2005) | 1,506 |

Taylor also became just the sixth player in team history to eclipse 2,000 scrimmage yards in a single season.

MOST SINGLE-SEASON SCRIMMAGE YARDS, COLTS HISTORY

| Rank | Player | Yards |
|------|-------------------------------|--------------|
| 1. | Edgerrin James (2000) | 2,303 |
| 2. | Marshall Faulk (1998) | 2,227 |
| 3. | Jonathan Taylor (2021) | 2,171 |
| 4. | Edgerrin James (1999) | 2,139 |
| 5. | Eric Dickerson (1988) | 2,036 |
| 6. | Edgerrin James (2004) | 2,031 |

STRONG FIRST TWO SEASONS

Taylor registered 2,980 career rushing yards in his first two seasons, which ranks seventh in NFL history for a player in their first two seasons.

MOST RUSHING YARDS IN FIRST TWO SEASONS, NFL HISTORY

| Rank | Player | Yards |
|------|----------------------------------|--------------|
| 1. | Eric Dickerson (1983-84) | 3,913 |
| 2. | Edgerrin James (1999-2000) | 3,262 |
| 3. | Chris Johnson (2008-09) | 3,234 |
| 4. | Earl Campbell (1978-79) | 3,147 |
| 5. | Adrian Peterson (2007-08) | 3,101 |
| 6. | Clinton Portis (2002-03) | 3,099 |
| 7. | Jonathan Taylor (2020-21) | 2,980 |
| 8. | Ottis Anderson (1979-80) | 2,957 |

MVP PERFORMANCE

In 2021, **Taylor** led the NFL in scrimmage yards (2,171), rushing yards (1,811) and rushing touchdowns (18) this season. He tied for first in total touchdowns (20) and ranked second in total points (120) among non-kickers.

MOST SCRIMMAGE YARDS, 2021 SEASON

| Rank | Player | Yards |
|------|------------------------------|--------------|
| 1. | Jonathan Taylor (IND) | 2,171 |
| 2. | Cooper Kupp (LAR) | 1,965 |
| 3. | Deebo Samuel (SF) | 1,770 |
| 4. | Najee Harris (PIT) | 1,667 |
| 5. | Justin Jefferson (MIN) | 1,630 |

MOST RUSHING YARDS, 2021 SEASON

| Rank | Player | Yards |
|------|------------------------------|--------------|
| 1. | Jonathan Taylor (IND) | 1,811 |
| 2. | Nick Chubb (CLE) | 1,259 |
| 3. | Joe Mixon (CIN) | 1,205 |
| 4. | Najee Harris (PIT) | 1,200 |
| 5. | Dalvin Cook (FA) | 1,159 |

MOST RUSHING TOUCHDOWNS, 2021 SEASON

| Rank | Player | TDs |
|------|------------------------------|-----------|
| 1. | Jonathan Taylor (IND) | 18 |
| 2t. | James Conner (ARI) | 15 |
| 2t. | Damien Harris (NE) | 15 |
| 4. | Joe Mixon (CIN) | 13 |
| 5. | Austin Ekeler (LAC) | 12 |

MOST TOTAL TOUCHDOWNS, 2021 SEASON

| Rank | Player | TDs |
|------|------------------------------|-----------|
| 1t. | Jonathan Taylor (IND) | 20 |
| 1t. | Austin Ekeler (LAC) | 20 |
| 3. | James Conner (ARI) | 18 |
| 4t. | Cooper Kupp (LAR) | 16 |
| 4t. | Joe Mixon (CIN) | 16 |

MOST TOTAL POINTS, 2021 SEASON

| Rank | Player | Points |
|------|------------------------------|------------|
| 1. | Austin Ekeler (LAC) | 124 |
| 2. | Jonathan Taylor (IND) | 120 |
| 3. | James Conner (ARI) | 108 |
| 4. | Cooper Kupp (LAR) | 98 |
| 5. | Joe Mixon (CIN) | 96 |

ONE OF FASTEST TO 30 TOUCHDOWNS

Taylor registered 30 career touchdowns (27 rushing, three receiving) in his first 28 career games, becoming the third-fastest player to reach that mark in the Super Bowl era.

FASTEST PLAYERS TO 30 CAREER TOUCHDOWNS, SUPER BOWL ERA

| Rank | Player | TDs | Games |
|------|----------------------------------|-----------|-----------|
| 1. | Edgerrin James (1999-2000) | 25 | 25 |
| 2. | Curtis Dickey (1980-81) | 27 | 27 |
| 3. | Jonathan Taylor (2020-21) | 30 | 28 |

JT CLIMBING THE RANKS

Taylor registered 3,639 scrimmage yards, including 2,980 rushing yards, 29 rushing touchdowns and three receiving touchdowns in his first two seasons.

Below is where he ranks in numerous categories for a Colts player in their first two seasons:

MOST SCRIMMAGE YARDS IN FIRST TWO SEASONS, COLTS HISTORY

| Rank | Player | Games | Yds. |
|------|----------------------------------|-----------|--------------|
| 1. | Edgerrin James (1999-2000) | 32 | 4,442 |
| 2. | Jonathan Taylor (2020-21) | 32 | 3,639 |
| 3. | Marshall Faulk (1994-95) | 32 | 3,357 |
| 4. | Joseph Addai (2006-07) | 31 | 2,842 |
| 5. | Curtis Dickey (1980-81) | 30 | 2,202 |

MOST RUSHING YARDS IN FIRST TWO SEASONS, COLTS HISTORY

| Rank | Player | Games | Yds. |
|------|----------------------------------|-----------|--------------|
| 1. | Edgerrin James (1999-2000) | 32 | 3,262 |
| 2. | Jonathan Taylor (2020-21) | 32 | 2,980 |
| 3. | Marshall Faulk (1994-95) | 32 | 2,360 |
| 4. | Joseph Addai (2006-07) | 31 | 2,153 |
| 5. | Alan Ameche (1955-56) | 24 | 1,819 |

MOST RUSHING TOUCHDOWNS IN FIRST TWO SEASONS, COLTS HISTORY

| Rank | Player | Games | TDs |
|------|----------------------------------|-----------|-----------|
| 1. | Jonathan Taylor (2020-21) | 32 | 29 |
| 2. | Edgerrin James (1999-2000) | 32 | 26 |
| 3. | Marshall Faulk (1994-95) | 32 | 22 |
| 4. | Joseph Addai (2006-07) | 31 | 19 |
| 5. | Curtis Dickey (1980-81) | 30 | 18 |

MOST TOTAL TOUCHDOWNS IN FIRST TWO SEASONS, COLTS HISTORY

| Rank | Player | Games | TDs |
|------|----------------------------------|-----------|-----------|
| 1. | Edgerrin James (1999-2000) | 32 | 35 |
| 2. | Jonathan Taylor (2020-21) | 32 | 32 |
| 3. | Marshall Faulk (1994-95) | 32 | 26 |
| 4t. | Joseph Addai (2006-07) | 31 | 23 |
| 4t. | Curtis Dickey (1980-81) | 30 | 23 |



AN EPIC DAY

In **Week 11 at BUF (11/21) of the 2021 season**, **Taylor** finished with a career-high 32 carries for 185 yards and a career-high four rushing touchdowns. He also added three receptions for 19 yards and one receiving touchdown.

Taylor is the only player in NFL history to record 175-plus rushing yards, four rushing touchdowns and one receiving touchdown in a single game.

He set the franchise single-game record for total touchdowns (five) and total points (30). His five total touchdowns are tied for the fourth-most by a single player in NFL history.

MOST SINGLE-GAME TOUCHDOWNS, COLTS HISTORY

| Rank | Player | TDs |
|------|--|----------|
| 1. | Jonathan Taylor (11/21/21 at BUF) | 5 |
| 2t. | Joseph Addai (11/26/06 vs. PHI) | 4 |
| 2t. | Eric Dickerson (10/31/88 vs. DEN) | 4 |
| 2t. | Lydell Mitchell (10/12/75 vs. BUF) | 4 |
| 2t. | Lenny Moore (10/16/60 vs. LAR) | 4 |
| 2t. | Lenny Moore (10/1/61 vs. MIN) | 4 |

MOST SINGLE-GAME RUSHING TOUCHDOWNS, COLTS HISTORY

| Rank | Player | TDs |
|------|--|----------|
| 1t. | Jonathan Taylor (11/21/21 at BUF) | 4 |
| 1t. | Joseph Addai (11/26/06 vs. PHI) | 4 |
| 1t. | Eric Dickerson (10/31/88 vs. DEN) | 4 |

MOST SINGLE-GAME POINTS, COLTS HISTORY

| Rank | Player | Points |
|------|--|-----------|
| 1. | Jonathan Taylor (11/21/21 at BUF) | 30 |
| 2t. | Joseph Addai (11/26/06 vs. PHI) | 24 |
| 2t. | Eric Dickerson (10/31/88 vs. DEN) | 24 |
| 2t. | Lydell Mitchell (10/12/75 vs. BUF) | 24 |
| 2t. | Lenny Moore (10/16/60 vs. LAR) | 24 |
| 2t. | Lenny Moore (10/1/61 vs. MIN) | 24 |

Taylor is only the fifth player in NFL history to register at least four rushing touchdowns and one receiving touchdown in a single game (Shaun Alexander in 2002, Gale Sayers in 1965, Abner Haynes in 1961 and Dub Jones in 1951).

JT'S FIRST QUARTER VS. JACKSONVILLE

In **Week 9 vs. JAX (11/14) of the 2021 season**, **Taylor** compiled 10 carries for 93 yards in the first quarter, which is the fourth-most in franchise history (since 1991).

MOST RUSHING YARDS IN THE FIRST QUARTER, COLTS HISTORY (SINCE 1960)

| Rank | Player | Yards |
|------|---|------------|
| 1. | Edgerrin James (11/21/99 at PHI) | 117 |
| 2. | Jonathan Taylor (1/3/21 vs. JAX) | 106 |
| 3. | Marshall Faulk (11/29/98 at BAL) | 105 |
| 4. | Jonathan Taylor (11/14/21 vs. JAX) | 93 |
| 5. | James Munro (11/10/02 at PHI) | 84 |

JT'S DAY VS. HOUSTON

In **Week 6 vs. HOU (10/17) of the 2021 season**, **Taylor** registered 14 carries for 145 yards (10.4 avg.) and two touchdowns. His rushing average was the fifth-most in single-game franchise history (min. 10 carries).

HIGHEST RUSHING AVERAGE, SINGLE GAME, COLTS HISTORY

| Rank | Player | Rush | Yds. | Avg. |
|------|---|-----------|------------|-------------|
| 1. | Lenny Moore (10/28/56 vs. GB) | 13 | 185 | 14.2 |
| 2. | Lenny Moore (10/19/58 at DET) | 12 | 136 | 11.3 |
| 3. | Marshall Faulk (11/29/98 at BAL) | 17 | 192 | 11.3 |
| 4. | Lenny Moore (11/11/56 at CLE) | 11 | 120 | 10.9 |
| 5. | Jonathan Taylor (10/17/21 vs. HOU) | 14 | 145 | 10.4 |

TAYLOR'S HISTORIC RUNS

In **Week 6 vs. HOU (10/17) of the 2021 season**, **Taylor** registered an 83-yard run in the third quarter. It was the longest rush by a Colts player ever and the longest carry by an NFL player in 2021.

In **Week 9 vs. NYJ (11/4) of the 2021 season**, he recorded a 78-yard rushing touchdown, which is the longest rushing touchdown and the second-longest run in 2021.

LONGEST RUSHING ATTEMPT, COLTS HISTORY

| Rank | Player | Yards |
|------|---|------------|
| 1. | Jonathan Taylor (10/17/21 vs. HOU) | 83 |
| 2t. | Tom Matte (10/12/64 vs. STL) | 80t |
| 2t. | Donald Brown (12/18/11 vs. TEN) | 80t |
| 4t. | Alan Ameche (9/25/55 vs. CHI) | 79t |
| 4t. | Lenny Moore (10/28/56 vs. GB) | 79t |
| 6. | Jonathan Taylor (11/4/21 vs. NYJ) | 78t |

QUITE THE FEAT

From Weeks 4-11 of the 2021 season, **Taylor** compiled 100+ scrimmage yards and at least one rushing touchdown in eight consecutive games, which tied for the longest streak in NFL history.

MOST CONSECUTIVE GAMES WITH 100+ SCRIMMAGE YARDS AND AT LEAST ONE RUSHING TOUCHDOWN, NFL HISTORY

| Rank | Player | Games |
|------|------------------------------------|----------|
| 1t. | Jonathan Taylor (IND, 2021) | 8 |
| 1t. | Lydell Mitchell (BAL, 1975-76) | 8 |
| 1t. | LaDainian Tomlinson (SD, 2006) | 8 |
| 3t. | Larry Johnson (KC, 2005-06) | 7 |
| 5t. | David Montgomery (CHI, 2020-21) | 6 |
| 5t. | Edgerrin James (IND, 2005) | 6 |
| 5t. | Larry Johnson (KC, 2004-05) | 6 |
| 5t. | LaDainian Tomlinson (SD, 2004) | 6 |
| 5t. | Priest Holmes (KC, 2002) | 6 |
| 5t. | Eric Dickerson (LAR, 1983) | 6 |
| 5t. | Franco Harris (PIT, 1972) | 6 |

Taylor's eight games with at least 100 scrimmage yards was the longest by a Colts player since Edgerrin James in 2005.

MOST CONSECUTIVE GAMES WITH AT LEAST 100 SCRIMMAGE YARDS, 2021 SEASON

| Rank | Player | Games |
|------|------------------------------|----------|
| 1. | Jonathan Taylor (IND) | 8 |
| 2. | Derrick Henry (TEN) | 6 |
| 3. | Dalvin Cook (MIN) | 5 |
| 4t. | Jonathan Taylor (IND) | 4 |
| 4t. | Austin Ekeler (LAC) | 4 |
| 4t. | Ezekiel Elliott (DAL) | 4 |
| 4t. | Alvin Kamara (NO) | 4 |
| 4t. | Cooper Kupp (LAR) | 4 |

He finished the 2021 season with 13 games with at least 100 scrimmage yards, which tied for the second-most in single-season team history.

MOST GAMES WITH AT LEAST 100 SCRIMMAGE YARDS IN A SINGLE SEASON, COLTS HISTORY

| Rank | Player | Games |
|------|-------------------------------|-----------|
| 1. | Edgerrin James (2000) | 15 |
| 2t. | Jonathan Taylor (2021) | 13 |
| 2t. | Edgerrin James (2005) | 13 |
| 2t. | Edgerrin James (2004) | 13 |
| 2t. | Marshall Faulk (1998) | 13 |

FINDING THE END ZONE

Taylor registered 18 rushing touchdowns and two receiving touchdowns last season. He set the franchise single-season record for rushing touchdowns and tied for the most total touchdowns.

MOST SINGLE-SEASON RUSHING TOUCHDOWNS, COLTS HISTORY

| Rank | Player | TDs |
|------|-------------------------------|-----------|
| 1. | Jonathan Taylor (2021) | 18 |
| 2. | Lenny Moore (1964) | 16 |
| 3. | Eric Dickerson (1988) | 14 |
| 4t. | Edgerrin James (2005) | 13 |
| 4t. | Edgerrin James (2000) | 13 |
| 4t. | Edgerrin James (1999) | 13 |

MOST SINGLE-SEASON TOTAL TOUCHDOWNS, COLTS HISTORY

| Rank | Player | TDs |
|------|-------------------------------|-----------|
| 1t. | Jonathan Taylor (2021) | 20 |
| 1t. | Lenny Moore (1964) | 20 |
| 3. | Edgerrin James (2000) | 18 |
| 4. | Edgerrin James (1999) | 17 |
| 5t. | Joseph Addai (2007) | 15 |
| 5t. | Eric Dickerson (1988) | 15 |
| 5t. | Marvin Harrison (2004) | 15 |
| 5t. | Marvin Harrison (2001) | 15 |
| 5t. | Lydell Mitchell (1975) | 15 |
| 5t. | Lenny Moore (1961) | 15 |

Taylor's 120 total points this season tied for the most in single-season franchise history among non-kickers.

MOST SINGLE-SEASON TOTAL POINTS (NON-KICKERS), COLTS HISTORY

| Rank | Player | Points |
|------|-------------------------------|------------|
| 1t. | Jonathan Taylor (2021) | 120 |
| 1t. | Lenny Moore (1964) | 120 |
| 3. | Edgerrin James (2000) | 110 |
| 4. | Edgerrin James (1999) | 102 |
| 5. | Joseph Addai (2007) | 92 |

ROOKIE IMPRESSED

In 2020, **Taylor** compiled three 100-yard rushing games, highlighted by his 253-yard performance in **Week 17 vs. JAX (1/3)**.

Taylor was one of 10 rookies to register a 100-yard rushing game last season and was one of two to have three-or-more such games.

Among rookies in the NFL, Taylor had the most scrimmage yards and rushing yards.

MOST YARDS FROM SCRIMMAGE AMONG ROOKIES, 2020 SEASON

| Rank | Player | Yards |
|------|------------------------------|--------------|
| 1. | Jonathan Taylor (IND) | 1,468 |
| 2. | James Robinson (JAX) | 1,414 |
| 3. | Justin Jefferson (MIN) | 1,402 |

MOST RUSHING YARDS AMONG ROOKIES, 2020 SEASON

| Rank | Player | Yards |
|------|------------------------------|--------------|
| 1. | Jonathan Taylor (IND) | 1,169 |
| 2. | James Robinson (JAX) | 1,070 |
| 3. | J.K. Dobbins (BAL) | 805 |

TAYLOR'S STRONG START

In 2020, **Taylor** compiled 232 carries for 1,169 yards and 11 touchdowns. He also caught 36 passes for 299 yards and one touchdown. Taylor became just the fifth rookie in franchise history to reach 1,000 rushing yards in a single season.

Among Colts rookies in franchise history, Taylor ranks in the top-three in rushing yards (third), scrimmage yards (third), rushing touchdowns (tied-second) and total touchdowns (tied-third).

MOST RUSHING YARDS BY A ROOKIE, COLTS HISTORY

| Rank | Player | Yards |
|------|-------------------------------|--------------|
| 1. | Edgerrin James (1999) | 1,553 |
| 2. | Marshall Faulk (1994) | 1,282 |
| 3. | Jonathan Taylor (2020) | 1,169 |

MOST SCRIMMAGE YARDS BY A ROOKIE, COLTS HISTORY

| Rank | Player | Yards |
|------|-------------------------------|--------------|
| 1. | Edgerrin James (1999) | 2,139 |
| 2. | Marshall Faulk (1994) | 1,804 |
| 3. | Jonathan Taylor (2020) | 1,468 |

MOST RUSHING TOUCHDOWNS BY A ROOKIE, COLTS HISTORY

| Rank | Player | TDs |
|------|-------------------------------|-----------|
| 1. | Edgerrin James (1999) | 13 |
| 2t. | Jonathan Taylor (2020) | 11 |
| 2t. | Curtis Dickey (1980) | 11 |
| 2t. | Marshall Faulk (1994) | 11 |

MOST TOTAL TOUCHDOWNS BY A ROOKIE, COLTS HISTORY

| Rank | Player | TDs |
|------|-------------------------------|-----------|
| 1. | Edgerrin James (1999) | 17 |
| 2. | Curtis Dickey (1980) | 13 |
| 3t. | Jonathan Taylor (2020) | 12 |
| 3t. | Marshall Faulk (1994) | 12 |

TAYLOR'S HISTORIC DAY

In **Week 17 vs. JAX [1/3]** of the 2020 season, **Taylor** compiled 30 carries for a single-game franchise-record 253 yards and two touchdowns. He also caught one pass for one yard.

Taylor became just the second player in franchise history to eclipse 200 rushing yards in a single game.

MOST RUSHING YARDS IN A SINGLE GAME, COLTS HISTORY

| Rank | Player | Yards |
|------|---|------------|
| 1. | Jonathan Taylor (1/3/21 vs. JAX) | 253 |
| 2. | Edgerrin James (10/15/00 at SEA) | 219 |
| 3. | Edgerrin James (11/21/04 at CHI) | 204 |

Among rookies in NFL history, Taylor's 253 yards tied for the second-most in a single game.

MOST RUSHING YARDS IN A SINGLE GAME BY A ROOKIE, NFL HISTORY

| Rank | Player | Yards |
|------|---|------------|
| 1. | Adrian Peterson (11/4/07 vs. SD) | 296 |
| 2t. | Jonathan Taylor (1/3/21 vs. JAX) | 253 |
| 2t. | DeMarco Murray (10/23/11 vs. STL) | 253 |
| 4t. | Mike Anderson (12/3/00 at NO) | 251 |
| 4t. | Doug Martin (11/4/12 at OAK) | 251 |

The rushing performance tied for the ninth-best in NFL history.

MOST RUSHING YARDS IN A SINGLE GAME, NFL HISTORY

| Rank | Player | Yards |
|------|---|------------|
| 1. | Adrian Peterson (11/4/07 vs. SD) | 296 |
| 2. | Jamal Lewis (9/14/03 vs. CLE) | 295 |
| 3. | Jerome Harrison (12/20/09 at KC) | 286 |
| 4. | Corey Dillon (10/22/00 vs. DEN) | 278 |
| 5. | Walter Payton (11/20/77 vs. MIN) | 275 |
| 6. | D.J. Simpson (11/25/76 at DET) | 273 |
| 7. | Shaun Alexander (11/11/01 vs. OAK) | 266 |
| 8. | Jamaal Charles (1/3/10 at DEN) | 259 |
| 9t. | Jonathan Taylor (1/3/21 vs. JAX) | 253 |
| 9t. | DeMarco Murray (10/23/11 vs. STL) | 253 |

RACKING UP THE YARDS

Taylor finished with 1,468 scrimmage yards and 12 scrimmage touchdowns in 2020, which each ranked in the top-10 in the league.

MOST SCRIMMAGE YARDS, 2020 SEASON

| Rank | Player | Yards |
|------|------------------------------|--------------|
| 1. | Derrick Henry (TEN) | 2,141 |
| 2. | Dalvin Cook (MIN) | 1,918 |
| 3. | Alvin Kamara (NO) | 1,688 |
| 4. | Stefon Diggs (BUF) | 1,536 |
| 5. | David Montgomery (CHI) | 1,508 |
| 6. | Jonathan Taylor (IND) | 1,468 |
| 7. | Aaron Jones (GB) | 1,459 |
| 8. | Travis Kelce (KC) | 1,416 |
| 9. | James Robinson (JAX) | 1,414 |
| 10. | DeAndre Hopkins (ARZ) | 1,408 |

MOST SCRIMMAGE TOUCHDOWNS, 2020 SEASON

| Rank | Player | TDs |
|------|------------------------------|-----------|
| 1. | Alvin Kamara (NO) | 21 |
| 2. | Davante Adams (GB) | 18 |
| 3t. | Dalvin Cook (MIN) | 17 |
| 3t. | Derrick Henry (TEN) | 17 |
| 3t. | Tyreek Hill (KC) | 17 |
| 6. | Adam Thielen (MIN) | 14 |
| 7t. | Mike Evans (TB) | 13 |
| 7t. | Cam Newton (NE) | 13 |
| 9t. | Jonathan Taylor (IND) | 12 |
| 9t. | Nick Chubb (CLE) | 12 |
| 9t. | Josh Jacobs (LV) | 12 |

TOP RUSHER

Taylor finished the 2020 season with 232 carries for 1,169 yards (5.04 avg.) and 11 touchdowns. He ranked in the top-10 in numerous rushing categories.

MOST RUSHING YARDS, 2020 SEASON

| Rank | Player | Yards |
|------|------------------------------|--------------|
| 1. | Derrick Henry (TEN) | 2,027 |
| 2. | Dalvin Cook (MIN) | 1,557 |
| 3. | Jonathan Taylor (IND) | 1,169 |
| 4. | Aaron Jones (GB) | 1,104 |
| 5t. | David Montgomery (CHI) | 1,070 |
| 5t. | James Robinson (JAX) | 1,070 |

HIGHEST RUSHING AVERAGE, 2020 SEASON

| Rank | Player | Avg. |
|------|------------------------------|-------------|
| 1. | Lamar Jackson (BAL) | 6.32 |
| 2. | Kyler Murray (ARZ) | 6.16 |
| 3. | J.K. Dobbins (BAL) | 6.01 |
| 4. | Nick Chubb (CLE) | 5.62 |
| 5. | Aaron Jones (GB) | 5.49 |
| 6. | Derrick Henry (TEN) | 5.36 |
| 7. | Miles Sanders (PHI) | 5.28 |
| 8. | Ronald Jones II (TB) | 5.09 |
| 9. | Damien Harris (NE) | 5.04 |
| 10. | Jonathan Taylor (IND) | 5.04 |

MOST RUSHING TOUCHDOWNS, 2020 SEASON

| Rank | Player | TDs |
|------|------------------------------|-----------|
| 1. | Derrick Henry (TEN) | 17 |
| 2t. | Dalvin Cook (MIN) | 16 |
| 2t. | Alvin Kamara (NO) | 16 |
| 4t. | Nick Chubb (CLE) | 12 |
| 4t. | Josh Jacobs (LV) | 12 |
| 4t. | Cam Newton (NE) | 12 |
| 7t. | Jonathan Taylor (IND) | 11 |
| 7t. | Antonio Gibson (WAS) | 11 |
| 7t. | Kyler Murray (ARZ) | 11 |



DEFENSIVE NOTES

Z STARTING HOT

In 2023, Indianapolis linebacker **Zaire Franklin** has compiled 88 tackles (58 solo), 2.0 tackles for loss, 1.5 sacks, two passes defended and one forced fumble this season. He ranks first in the NFL in tackles and solo tackles.

| MOST TACKLES, 2023 SEASON | | |
|---------------------------|-----------------------------|-----------|
| Rank | Player | Tackles |
| 1. | Zaire Franklin (IND) | 88 |
| 2. | Foye Oluokun (JAX) | 81 |
| 3. | Roquan Smith (BAL) | 71 |

| MOST SOLO TACKLES, 2023 SEASON | | |
|--------------------------------|-----------------------------|--------------|
| Rank | Player | Solo Tackles |
| 1. | Zaire Franklin (IND) | 58 |
| 2. | Foye Oluokun (JAX) | 53 |
| 3. | Camryn Bynum (MIN) | 48 |

Franklin also leads the NFL in 10+ tackle game this season.

| 10+ TACKLE GAMES, 2023 SEASON | | |
|-------------------------------|-----------------------------|----------|
| Rank | Player | Games |
| 1. | Zaire Franklin (IND) | 6 |
| 2t. | Foye Oluokun (JAX) | 5 |
| 2t. | Alex Singleton (DEN) | 5 |

Since 2022, he ranks in the top-five in the NFL in tackles (254) and solo tackles (160) and ranks first in 10-plus tackle games (16).

| MOST TACKLES, SINCE 2022 | | |
|--------------------------|-----------------------------|------------|
| Rank | Player | Tackles |
| 1. | Foye Oluokun (JAX) | 265 |
| 2. | Zaire Franklin (IND) | 254 |
| 3. | Roquan Smith (BAL) | 240 |
| 4. | T.J. Edwards (CHI) | 229 |
| 5. | Jordyn Brooks (SEA) | 218 |

| MOST SOLO TACKLES, SINCE 2022 | | |
|-------------------------------|-----------------------------|--------------|
| Rank | Player | Solo Tackles |
| 1. | Foye Oluokun (JAX) | 181 |
| 2. | Zaire Franklin (IND) | 160 |
| 3. | Roquan Smith (BAL) | 139 |
| 4. | Bobby Okereke (NYG) | 137 |
| 5. | T.J. Edwards (CHI) | 136 |

| 10+ TACKLE GAMES, SINCE 2022 | | |
|------------------------------|-----------------------------|-----------|
| Rank | Player | Games |
| 1. | Zaire Franklin (IND) | 16 |
| 2. | Foye Oluokun (JAX) | 14 |
| 3t. | T.J. Edwards (CHI) | 13 |
| 3t. | Roquan Smith (BAL) | 13 |

In **Week 1 vs. JAX (9/10)**, he set single-game career highs in tackles (17). It tied for the third most tackles in a game by an NFL player this season. In **Week 3 at BAL (9/24)**, he tallied a single-game career-high 11 solo tackles. It is tied for the second-most solo tackles in a game this season.

| MOST TACKLES IN A GAME, 2023 SEASON | | |
|-------------------------------------|--------------------------------------|-----------|
| Rank | Player | Tackles |
| 1. | Quay Walker (GB, 9/28/23) | 19 |
| 2. | Bobby Wagner (SEA, 9/10/23) | 18 |
| 3t. | Zaire Franklin (IND, 9/10/23) | 17 |
| 3t. | Bobby Wagner (SEA, 10/2/23) | 17 |
| 3t. | Quay Walker (GB, 9/17/23) | 17 |

| MOST SOLO TACKLES IN A GAME, 2023 SEASON | | |
|--|--------------------------------------|--------------|
| Rank | Player | Solo Tackles |
| 1. | Kyle Dugger (MIA, 10/11/23) | 12 |
| 2t. | Zaire Franklin (IND, 9/24/23) | 11 |
| 2t. | Brian Branch (DET, 9/24/23) | 11 |

A LOT OF TACKLES IN A LOT OF GAMES

Colts linebacker **Zaire Franklin** registered five consecutive games with at least 12 tackles to start the season. He became one of four NFL players since at least 1987 to have five consecutive games with at least 12 tackles.

| CONSECUTIVE GAMES WITH AT LEAST 12 TACKLES, NFL HISTORY | | |
|---|-----------------------------------|----------|
| Rank | Player | Games |
| 1. | Zach Thomas (MIA, 2004-05) | 8 |
| 2t. | Zaire Franklin (IND, 2023) | 5 |
| 2t. | Denzel Perryman (LV, 2021) | 5 |
| 2t. | London Fletcher (BUF, 2005) | 5 |

MAKING STOPS BEHIND THE LINE

The **Indianapolis defense** ranks first in the NFL in tackles for loss (48.0) this season.

| TACKLES FOR LOSS, 2023 SEASON | | |
|-------------------------------|---------------------|-------------|
| Rank | Team | TFLs |
| 1. | Indianapolis | 48.0 |
| 2. | Buffalo | 44.0 |
| 3. | Washington | 39.0 |
| 4t. | Arizona | 38.0 |
| 4t. | Miami | 38.0 |

FORCING FUMBLES ON SACKS

In 2023, the **Colts defense** leads the NFL in strip-sacks (five).

| MOST STRIP-SACKS, 2023 SEASON | | |
|-------------------------------|---------------------|-------------|
| Rank | Team | Strip-Sacks |
| 1. | Indianapolis | 5 |
| 2t. | Baltimore | 4 |
| 2t. | Cleveland | 4 |
| 2t. | Denver | 4 |
| 2t. | Pittsburgh | 4 |
| 2t. | Tampa Bay | 4 |

GETTING THE BALL OUT

In 2023, the **Indianapolis defense** ranks tied for fourth in the NFL in forced fumbles (eight).

| MOST FORCED FUMBLES, 2023 SEASON | | |
|----------------------------------|---------------------|----------------|
| Rank | Team | Forced Fumbles |
| 1. | Pittsburgh | 10 |
| 2t. | Buffalo | 9 |
| 2t. | Minnesota | 9 |
| 4t. | Indianapolis | 8 |
| 4t. | Jacksonville | 8 |
| 4t. | Philadelphia | 8 |

BUCK STEPPING UP

Since 2022, Colts defensive tackle **DeForest Buckner** ranks in the top-five among defensive tackles in tackles (103) and solo tackles (59).

MOST TACKLES AMONG DEFENSIVE TACKLES, SINCE 2022

| Rank | Player | Tackles |
|------|-------------------------------|------------|
| 1. | Christian Wilkins (MIA) | 127 |
| 2. | DeForest Buckner (IND) | 103 |
| 3. | Harrison Phillips (MIN) | 100 |
| 4. | Derrick Brown (CAR) | 97 |
| 5. | Dexter Lawrence (NYG) | 94 |

MOST SOLO TACKLES AMONG DEFENSIVE TACKLES, SINCE 2022

| Rank | Player | Solo Tackles |
|------|-------------------------------|--------------|
| 1. | Christian Wilkins (MIA) | 70 |
| 2t. | DeForest Buckner (IND) | 59 |
| 2t. | Jonathan Allen (WAS) | 59 |
| 4. | Grover Stewart (IND) | 57 |
| 5. | Zach Sieler (MIA) | 56 |

THE MOORE YOU CAN DO

In **Week 7 vs. CLE**, Indianapolis cornerback **Kenny Moore II** tallied 10 tackles (seven solo), 3.0 tackles for loss and 1.5 sacks.

Since 2018, **Moore II** has registered the most sacks (9.5) among cornerbacks in the NFL.

MOST SACKS AMONG CORNERBACKS, SINCE 2018

| Rank | Player | Sacks |
|------|-----------------------------|------------|
| 1. | Kenny Moore II (IND) | 9.5 |
| 2. | Jourdan Lewis (DAL) | 8.5 |
| 3. | L'Jarius Sneed (KC) | 6.5 |
| 4. | Taron Johnson (BUF) | 6.0 |

In 2023, he ranks first among cornerbacks in tackles for loss (7.0).

MOST TACKLES FOR LOSS AMONG CORNERBACKS, 2023 SEASON

| Rank | Player | TFLs |
|------|-----------------------------|------------|
| 1. | Kenny Moore II (IND) | 7.0 |
| 2. | Alontae Taylor (NO) | 4.0 |
| 3. | Nine tied | 3.0 |

FORCING NEGATIVE PLAYS

The **Colts defense** ranks second in the NFL in opponent negative play yards (-231).

OPPONENT NEGATIVE PLAY YARDS, 2023 SEASON

| Rank | Team | Yards |
|------|---------------------|-------------|
| 1. | Baltimore | -290 |
| 2. | Indianapolis | -231 |
| 3. | Miami | -217 |

TAKEAWAY TOTAL

Since 2018, the **Indianapolis defense** ranks fourth in the NFL in takeaways (138).

MOST TAKEAWAYS, SINCE 2018

| Rank | Team | Takeaways |
|------|---------------------|------------|
| 1. | New England | 151 |
| 2. | Buffalo | 147 |
| 3. | Dallas | 139 |
| 4. | Indianapolis | 138 |
| 5. | Pittsburgh | 137 |

FORCING INTERCEPTIONS

Since 2018, the **Colts defense** has forced 80 interceptions, which ranks tied for fifth in the league.

MOST INTERCEPTIONS, SINCE 2018

| Rank | Team | INTs |
|------|---------------------|-----------|
| 1. | New England | 106 |
| 2. | Buffalo | 89 |
| 3. | Pittsburgh | 85 |
| 4. | Los Angeles Rams | 83 |
| 5t. | Indianapolis | 80 |
| 5t. | Minnesota | 80 |

100-YARD RUSHERS

Since 2018, the **Indianapolis defense** has allowed a 100-yard rusher only 10 times, which is tied for the third-fewest over that time frame.

FEWEST 100-YARD RUSHERS ALLOWED, SINCE 2018

| Rank | Team | Games |
|------|---------------------|-----------|
| 1. | New Orleans | 5 |
| 2. | San Francisco | 8 |
| 3t. | Indianapolis | 10 |
| 3t. | Baltimore | 10 |

10+ TACKLE GAMES

Colts linebackers **Shaquille Leonard** (25) and **Zaire Franklin** (17) each rank in the top five in franchise history in 10-plus tackle games.

MOST 10+ TACKLE GAMES, COLTS HISTORY

| Rank | Player | Games |
|------|--------------------------|-----------|
| 1. | Shaquille Leonard | 25 |
| 2. | Gary Brackett | 23 |
| 3. | Mike Peterson | 21 |
| 4. | Jerrell Freeman | 18 |
| 5. | Zaire Franklin | 17 |

LEONARD RACKING UP TACKLES

Since 2018, Indianapolis linebacker **Shaquille Leonard** has registered 25 games with 10+ tackles, which ties for the sixth-most in the NFL and is the most in team history (since at least 1987).

| MOST 10+ TACKLE GAMES, SINCE 2018 | | |
|--------------------------------------|--------------------------------|-----------|
| Rank | Player | Games |
| 1. | Roquan Smith (BAL) | 39 |
| 2. | Bobby Wagner (SEA) | 38 |
| 3. | Foye Oluokun (JAX) | 35 |
| 4. | Jordan Hicks (MIN) | 27 |
| 5. | Eric Kendricks (LAC) | 26 |
| 6t. | Shaquille Leonard (IND) | 25 |
| 6t. | Blake Martinez (Retired) | 25 |
| 6t. | Fred Warner (SF) | 25 |

PUNCHING IT OUT

Since 2018, Colts linebacker **Shaquille Leonard** ranks fourth among all players and third among linebackers in forced fumbles (17).

| MOST FORCED FUMBLES, SINCE 2018 | | |
|------------------------------------|--------------------------------|-----------|
| Rank | Player | FFs |
| 1. | T.J. Watt (PIT) | 24 |
| 2t. | Chandler Jones (FA) | 18 |
| 2t. | Khalil Mack (LAC) | 18 |
| 4. | Shaquille Leonard (IND) | 17 |
| 5t. | Aaron Donald (LAR) | 15 |
| 5t. | Myles Garrett (CLE) | 15 |

MOST FORCED FUMBLES AMONG LINEBACKERS,
SINCE 2018

| Rank | Player | FFs |
|------|--------------------------------|-----------|
| 1. | T.J. Watt (PIT) | 24 |
| 2. | Khalil Mack (LAC) | 18 |
| 3. | Shaquille Leonard (IND) | 17 |
| 4. | Haason Reddick (PHI) | 14 |
| 5. | Shaquil Barrett (TB) | 13 |

DEFENSIVE TACKLE DEFOREST BUCKNER **6-7 - 295 POUNDS - OREGON** **8TH NFL SEASON**

- For his career, he has started 115-of-119 games he has competed in and has totaled 491 tackles (301 solo), 73.0 tackles for loss, 56.0 sacks, 21 passes defended, eight forced fumbles, 10 fumble recoveries (two returned for touchdowns) and one special teams stop.
- Is one of five players to register 7.0+ sacks in each of the past five seasons (2018-22).
- In 2021, became the first Colts defensive tackle to lead the team in sacks in back-to-back seasons since 1982 (when sacks became an official statistic).
- Selected Associated Press First Team All-Pro in 2020 and Second Team All-Pro in 2019.
- Named to Pro Bowl in 2018 and 2021.

BUCKNER'S CAREER HONORS

2021 SEASON

Pro Bowl Selection (Second)
 Art Rooney Sportsmanship Award (Colts Nominee)

2020 SEASON

Associated Press First Team All-Pro (First)
 PFWA All-NFL Team (First)
 PFWA All-AFC Team (First)
 2020 Polynesian Pro Football Player Of The Year
 AFC Defensive Player of the Week (Week 15 vs. Houston — First)
 AFC Defensive Player of the Month (December — First)

2019 SEASON

Associated Press Second Team All-Pro (First)

2018 SEASON

Pro Bowl Selection (First)

2016 SEASON

PFW/PFWA All-Rookie Team

DEFO DOMINANT IN 2018

In 2018, **Buckner** was selected to his first career Pro Bowl after registering career highs in total tackles (67), tackles for loss (17.0) and sacks (12.0). Among defensive tackles, he ranked in the top-five in all three categories.

MOST TOTAL TACKLES AMONG NFL DEFENSIVE TACKLES, **2018 SEASON**

| Rank | Player | Tackles |
|------|-------------------------|-----------|
| 1. | Damon Harrison Sr. | 81 |
| 2. | DeForest Buckner | 67 |
| 3. | Jurrell Casey | 62 |
| 4. | Jonathan Allen | 61 |
| 5t. | Aaron Donald | 59 |
| 5t. | Ndamukong Suh | 59 |
| 5t. | Dalvin Tomlinson | 59 |

MOST TACKLES FOR LOSS AMONG NFL DEFENSIVE TACKLES, **2018 SEASON**

| Rank | Player | TFLs |
|------|-------------------------|-------------|
| 1. | Aaron Donald | 25.0 |
| 2. | Chris Jones | 19.0 |
| 3. | DeForest Buckner | 17.0 |
| 4t. | Geno Atkins | 13.0 |
| 4t. | Denico Autry | 13.0 |

MOST SACKS AMONG NFL DEFENSIVE TACKLES, **2018 SEASON**

| Rank | Player | Sacks |
|------|-------------------------|-------------|
| 1. | Aaron Donald | 20.5 |
| 2. | Chris Jones | 15.5 |
| 3. | DeForest Buckner | 12.0 |

BUCKNER PRODUCING

Since entering the NFL in 2016, **Buckner** ranks in the top-10 among NFL defensive tackles in total tackles (first), solo tackles (first), tackles for loss (third), sacks (fourth), passes defended (fourth) and forced fumbles (fourth).

MOST TOTAL TACKLES AMONG NFL DEFENSIVE TACKLES, **SINCE 2016**

| Rank | Player | Tackles |
|------|-------------------------------|------------|
| 1. | DeForest Buckner (IND) | 491 |
| 2. | Grady Jarrett (ATL) | 419 |
| 3. | Cameron Heyward (PIT) | 417 |
| 4. | Aaron Donald (LAR) | 402 |
| 5. | Linval Joseph (FA) | 386 |

MOST SOLO TACKLES AMONG NFL DEFENSIVE TACKLES, **SINCE 2016**

| Rank | Player | Tackles |
|------|-------------------------------|------------|
| 1. | DeForest Buckner (IND) | 301 |
| 2. | Cameron Heyward (PIT) | 249 |
| 3. | Aaron Donald (LAR) | 244 |
| 4. | Grady Jarrett (ATL) | 224 |

MOST TACKLES FOR LOSS AMONG NFL DEFENSIVE TACKLES, **SINCE 2016**

| Rank | Player | TFLs |
|------|-------------------------------|-------------|
| 1. | Aaron Donald (LAR) | 128.0 |
| 2. | Cameron Heyward (PIT) | 77.0 |
| 3. | DeForest Buckner (IND) | 73.0 |
| 4. | Chris Jones (KC) | 69.0 |

MOST SACKS AMONG NFL DEFENSIVE TACKLES, **SINCE 2016**

| Rank | Player | Sacks |
|------|-------------------------------|-------------|
| 1. | Aaron Donald (LAR) | 65.5 |
| 2. | Chris Jones (KC) | 70.5 |
| 3. | Cameron Heyward (PIT) | 56.5 |
| 4. | DeForest Buckner (IND) | 56.0 |
| 5. | Fletcher Cox (PHI) | 44.0 |

MOST PASSES DEFENDED AMONG NFL DEFENSIVE TACKLES, **SINCE 2016**

| Rank | Player | PDs |
|------|-------------------------------|-----------|
| 1. | Chris Jones (KC) | 36 |
| 2. | Cameron Heyward (PIT) | 32 |
| 3. | Shelby Harris (CLE) | 30 |
| 4. | DeForest Buckner (IND) | 21 |
| 5t. | Jeffery Simmons (TEN) | 19 |
| 5t. | Christian Wilkins (MIA) | 19 |

MOST FORCED FUMBLES AMONG NFL DEFENSIVE TACKLES, **SINCE 2016**

| Rank | Player | FFs |
|------|-------------------------------|----------|
| 1. | Aaron Donald (LAR) | 22 |
| 2. | Chris Jones (KC) | 12 |
| 3. | Fletcher Cox (PHI) | 10 |
| 4. | DeForest Buckner (IND) | 8 |
| 5. | Sheldon Richardson (FA) | 7 |

BUCKNER'S REGULAR SEASON CAREER BEST GAMES

TACKLES

11, vs. Seattle (12/16/18)
 11, vs. NY Jets (12/11/16)
 10, vs. Pittsburgh (9/22/19)

TACKLES FOR LOSS

4.0, vs. Seattle (12/16/18)
 3.0, at Minnesota (9/9/18)
 2.0, 13 times, last:
 at. Houston (9/17/23)

SACKS

3.0, vs. Houston (12/20/20)
 2.5, at Minnesota (9/9/18)
 2.0, seven times, last: at Denver (10/6/22)

TOP FIVE IN 2022

Buckner ranked in the top-five in the NFL in total tackles and solo tackles in 2022.

MOST TACKLES AMONG DEFENSIVE TACKLES, 2022 SEASON

| Rank | Player | Tackles |
|------|-------------------------------|-----------|
| 1. | Christian Wilkins (MIA) | 98 |
| 2t. | DeForest Buckner (IND) | 74 |
| 2t. | Cameron Heyward (PIT) | 74 |
| 4t. | Grover Stewart (IND) | 70 |
| 4t. | Zach Sieler (MIA) | 70 |

MOST SOLO TACKLES AMONG DEFENSIVE TACKLES, 2022 SEASON

| Rank | Player | Solo Tackles |
|------|-------------------------------|--------------|
| 1. | Christian Wilkins (MIA) | 59 |
| 2t. | DeForest Buckner (IND) | 44 |
| 2t. | Grover Stewart (IND) | 44 |
| 2t. | Jonathan Allen (WAS) | 44 |

Additionally, he ranked in the top-five in tackles by a Colts defensive tackle in a single season.

MOST TACKLES AMONG DEFENSIVE TACKLES IN A SINGLE SEASON, COLTS HISTORY

| Rank | Player | Tackles |
|------|--------------------------------|-----------|
| 1. | Tony Siragusa (1994) | 88 |
| 2. | Tony Siragusa (1993) | 76 |
| 3. | DeForest Buckner (2022) | 74 |
| 4. | Tony McCoy (1994) | 71 |
| 5. | Grover Stewart (2022) | 70 |

BUCK’S CONSISTENCY

Colts defensive tackle **DeForest Buckner** is one of just five players in the NFL to register at least 7.0 sacks the past five seasons (2018-2022).

MOST SEASONS WITH AT LEAST 7.0 SACKS, 2018-2022

| Rank | Player | Seasons |
|------|-------------------------------|----------|
| 1t. | DeForest Buckner (IND) | 5 |
| 1t. | Yannick Ngakoue (CHI) | 5 |
| 1t. | Myles Garrett (CLE) | 5 |
| 1t. | Chris Jones (KC) | 5 |
| 1t. | Cameron Jordan (NO) | 5 |

PLAYER OF THE MONTH

Buckner was named the **AFC Defensive Player of the Month for December of the 2020 season**. It marked the first time in his career that he had earned Player of the Month honors.

From Weeks 13-17, Buckner compiled 18 tackles (14 solo), 6.0 tackles for loss, 7.0 sacks, two passes defended and one forced fumble. He helped guide the Colts to a 4-1 record, including a playoff berth. Buckner recorded three games with at least 2.0 sacks. He was named AFC Defensive Player of the Week for Week 15 after totaling four tackles (three solo), 2.0 tackles for loss, a career-high 3.0 sacks and one forced fumble against Houston. Buckner was one of just four players in the NFL this season to register at least four tackles, 2.0 tackles for loss, 3.0 sacks and one forced fumble in a single game. His 3.0 sacks tied for the third-most by any player in a single game in 2020.

Buckner was the first Indianapolis player to earn AFC Defensive Player of the Month honors since linebacker Darius Leonard earned the distinction in 2018 for the month of December.

PICKING UP WHERE HE LEFT OFF

Buckner compiled 68 tackles (40 solo), 10.0 tackles for loss, 7.0 sacks and three passes defended in 2021.

Among NFL defensive tackles in 2021, he finished in the top-10 in total tackles (fifth), solo tackles (tied-fourth), tackles for loss (tied-fifth), sacks (tied-eighth) and passes defended (tied-10th).

MOST TOTAL TACKLES AMONG DEFENSIVE TACKLES, 2021 SEASON

| Rank | Player | Tackles |
|------|-------------------------------|-----------|
| 1t. | Cameron Heyward (PIT) | 89 |
| 1t. | Christian Wilkins (MIA) | 89 |
| 3. | Aaron Donald (LAR) | 84 |
| 4. | Austin Johnson (NYG) | 72 |
| 5. | DeForest Buckner (IND) | 68 |

MOST SOLO TACKLES AMONG DEFENSIVE TACKLES, 2021 SEASON

| Rank | Player | Tackles |
|------|-------------------------------|-----------|
| 1. | Cameron Heyward (PIT) | 53 |
| 2. | Christian Wilkins (MIA) | 49 |
| 3. | Jeffery Simmons (TEN) | 42 |
| 4t. | DeForest Buckner (IND) | 40 |
| 4t. | D.J. Jones (SF) | 40 |

MOST TACKLES FOR LOSS AMONG DEFENSIVE TACKLES, 2021 SEASON

| Rank | Player | TFLs |
|------|-------------------------------|-------------|
| 1. | Aaron Donald (LAR) | 19.0 |
| 2. | Cameron Heyward (PIT) | 15.0 |
| 3t. | Larry Ogunjobi (CIN) | 12.0 |
| 3t. | Jeffery Simmons (TEN) | 12.0 |
| 5t. | DeForest Buckner (IND) | 10.0 |
| 5t. | Jonathan Allen (WAS) | 10.0 |
| 5t. | Denico Autry (TEN) | 10.0 |
| 5t. | D.J. Jones (SF) | 10.0 |
| 5t. | Ed Oliver (BUF) | 10.0 |
| 5t. | Christian Wilkins (MIA) | 10.0 |

MOST SACKS AMONG DEFENSIVE TACKLES, 2021 SEASON

| Rank | Player | Sacks |
|------|-------------------------------|------------|
| 1. | Aaron Donald (LAR) | 12.5 |
| 2. | Cameron Heyward (PIT) | 10.0 |
| 3t. | Jonathan Allen (WAS) | 9.0 |
| 3t. | Denico Autry (TEN) | 9.0 |
| 3t. | Chris Jones (KC) | 9.0 |
| 6. | Jeffery Simmons (TEN) | 8.5 |
| 7. | Javon Hargrave (PHI) | 7.5 |
| 8t. | DeForest Buckner (IND) | 7.0 |
| 8t. | Larry Ogunjobi (CIN) | 7.0 |

MOST PASSES DEFENSED AMONG DEFENSIVE TACKLES, 2021 SEASON

| Rank | Player | PDs |
|------|-------------------------------|----------|
| 1. | Cameron Heyward (PIT) | 9 |
| 2t. | Denico Autry (TEN) | 6 |
| 2t. | Jeffery Simmons (TEN) | 6 |
| 4. | Chris Jones (KC) | 5 |
| 5t. | Derrick Brown (CAR) | 4 |
| 5t. | Aaron Donald (LAR) | 4 |
| 5t. | Malik Jackson (CLE) | 4 |
| 5t. | Sheldon Richardson (MIN) | 4 |
| 5t. | Christian Wilkins (MIA) | 4 |
| 10t. | DeForest Buckner (IND) | 3 |
| 10t. | Adam Butler (MIA) | 3 |
| 10t. | Leki Fotu (ARI) | 3 |
| 10t. | Ed Oliver (BUF) | 3 |
| 10t. | Zach Sieler (MIA) | 3 |
| 10t. | Shy Tuttle (NO) | 3 |
| 10t. | Brandon Williams (BAL) | 3 |
| 10t. | Quinnen Williams (NYJ) | 3 |
| 10t. | Al Woods (SEA) | 3 |

BUCKNER PRESSURING THE QB

Buckner finished with the second-most sacks (9.5) among NFL defensive tackles in 2020. He established the franchise single-season record for sacks by a defensive tackle.

MOST SACKS AMONG DEFENSIVE TACKLES, 2020 SEASON

| Rank | Player | Sacks |
|------|-------------------------------|------------|
| 1. | Aaron Donald (LAR) | 13.5 |
| 2. | DeForest Buckner (IND) | 9.5 |
| 3. | Chris Jones (KC) | 7.5 |
| 4. | Quinnen Williams (NYJ) | 7.0 |
| 5t. | Fletcher Cox (PHI) | 6.5 |
| 5t. | David Onyemata (NO) | 6.5 |
| 5t. | Jarran Reed (SEA) | 6.5 |

MOST SACKS AMONG DEFENSIVE TACKLES, COLTS HISTORY

| Rank | Player | Sacks |
|------|--------------------------------|------------|
| 1. | DeForest Buckner (2020) | 9.5 |
| 2. | Denico Autry (2018) | 9.0 |
| 3t. | DeForest Buckner (2022) | 8.0 |
| 3t. | Ellis Johnson (1998) | 8.0 |
| 4t. | Sam Clancy (1990) | 7.5 |
| 4t. | Ellis Johnson (1999) | 7.5 |

Buckner compiled 10.0 tackles for loss in 2020, which tied for third-most among NFL defensive tackles.

MOST TACKLES FOR LOSS AMONG DEFENSIVE TACKLES, 2020 SEASON

| Rank | Player | TFLs |
|------|-------------------------------|-------------|
| 1. | Aaron Donald (LAR) | 14.0 |
| 2. | Zach Sieler (MIA) | 11.0 |
| 3t. | DeForest Buckner (IND) | 10.0 |
| 3t. | David Onyemata (NO) | 10.0 |
| 3t. | Quinnen Williams (NYJ) | 10.0 |

BUCKNER HAS A CAREER DAY

In **Week 15 vs. HOU (12/20) of the 2020 season**, **Buckner** compiled four tackles (three solo), 2.0 tackles for loss, a career-high 3.0 sacks and one forced fumble.

He was one of four players to record at least four tackles, 2.0 tackles for loss, 3.0 sacks and one forced fumble in a single game in 2020.

PLAYERS TO REGISTER AT LEAST FOUR TACKLES, 2.0 TACKLES FOR LOSS, 3.0 SACKS AND ONE FORCED FUMBLE IN A SINGLE GAME, 2020 SEASON

| Player | Tackles | TFLs | Sacks | FFs |
|---|----------|------------|------------|----------|
| DeForest Buckner (IND, 12/20/20 vs. HOU) | 4 | 2.0 | 3.0 | 1 |
| Justin Houston (IND, 12/6/20 at HOU) | 4 | 2.0 | 3.0 | 1 |
| Haason Reddick (ARZ, 12/13/20 at NYG) | 5 | 2.0 | 5.0 | 3 |
| Aaron Donald (LAR, 10/11/20 at WAS) | 4 | 3.0 | 4.0 | 1 |

LINEBACKER SHAQUILLE LEONARD 6-2 - 230 POUNDS - SOUTH CAROLINA STATE 6TH NFL SEASON

- Has competed in 67 games (65 starts) and has compiled 584 tackles (370 solo), 32.0 tackles for loss, 15.0 sacks, 12 interceptions (one returned for a touchdown), 31 passes defended, 17 forced fumbles and seven fumble recoveries.
- Ranks fifth in Colts history in tackles (since 1994).
- Registered at least 100 tackles in each of his first four seasons. Since 1985, he is just the fifth player in franchise history to accomplish that feat and only the second player to do so in their first four seasons in the league.
- From 2018-21, was one of just two players to record at least 120 tackles in each of the past four seasons (joining Bobby Wagner).
- From 2018-21, he registered 25 games with 10+ tackles (third-most over that time frame and most in team history since at least 1987).
- In 2021, became the first player in NFL history to register eight forced fumbles and four interceptions in a single season.
- From 2018-20, registered the most tackles (416) by a player in their first three seasons in team history.
- Since at least 1987, he is the only NFL player to register 300 total tackles in his first 30 career games.
- Since 2000, became the fastest player to reach 200 career tackles as he did it in 19 games.
- Became the first player to register at least 10.0 sacks and five interceptions in his first 25 career games since 1982, when the individual sack became an official statistic.
- In 2019, he became just the fifth player in NFL history to register 120-or-more tackles, five-or-more sacks and five-or-more interceptions in the same season.
- In 2018, led the NFL with 163 tackles as a rookie. He became the first Colts player since Mike Peterson (158) in 2000 to lead the NFL in tackles. Since 1970, he had the third-most tackles by an NFL rookie in a single season.
- Joins Dwight Freeney (five-time winner) and Robert Mathis (five-time winner) as the only Colts players to win Defensive Player of the Week at least four times.

LEONARD'S CAREER HONORS

- 2022 SEASON**
Walter Payton NFL Man of the Year Award (Colts Nominee)
- 2021 SEASON**
Associated Press First Team All-Pro (Third)
Pro Bowl Selection (Third)
PFWA All-AFC Team (Third)
NFLPA Community MVP (Week 12)
AFC Defensive Player of the Week (Week 15 vs. New England — Fourth)
- 2020 SEASON**
Associated Press First Team All-Pro (Second)
Pro Bowl Selection (Second)
PFWA All-AFC Team (Second)
AFC Defensive Player of the Week (Week 17 vs. Jacksonville — Third)
NFL Way to Play Award (Week 17)
- 2019 SEASON**
Associated Press Second Team All-Pro (First)
Pro Bowl Selection (First)
PFWA All-AFC Team (Second)
- 2018 SEASON**
Associated Press First Team All-Pro (First)
Associated Press Defensive Rookie of the Year
PFWA Defensive Rookie of the Year
PFWA All-AFC Team (First)
PFWA All-Rookie Team
AFC Defensive Player of the Week (Week 2 at Washington — First)
Pepsi NFL Rookie of the Week (Week 2 at Washington — First)
Defensive Rookie of the Month (September — First)
Pepsi NFL Rookie of the Week (Week 8 at Oakland — Second)
AFC Defensive Player of the Week (Week 17 at Tennessee — Second)
AFC Defensive Player of the Month (December — Second)

400-CLUB

Leonard reached 400 career tackles in his 41st career game, which tied for the second-fastest in NFL history since at least 1987.

FEWEST GAMES TO 400 CAREER TACKLES, SINCE 1987, NFL HISTORY

| Rank | Player | Games | Tackles |
|------|------------------------------------|-------|------------|
| 1. | Luke Kuechly (2012-14) | 40 | 409 |
| 2t. | Shaquille Leonard (2018-20) | 41 | 406 |
| 2t. | Patrick Willis (2007-09) | 41 | 403 |
| 4. | Lavonte David (2012-14) | 42 | 400 |
| 5. | Jerod Mayo (2008-2010) | 45 | 405 |

LEONARD AMONG THE BEST SINCE 2018

Since entering the NFL in 2018, Leonard ranks at the top among linebackers in forced fumbles (third) and interceptions (first).

MOST FORCED FUMBLES AMONG LINEBACKERS, SINCE 2018

| Rank | Player | FFs |
|------|--------------------------------|-----------|
| 1. | T.J. Watt (PIT) | 24 |
| 2. | Khalil Mack (LAC) | 18 |
| 3. | Shaquille Leonard (IND) | 17 |
| 4. | Haason Reddick (PHI) | 14 |
| 5. | Shaquil Barrett (TB) | 13 |

MOST INTERCEPTIONS AMONG LINEBACKERS, SINCE 2018

| Rank | Player | INTs |
|------|--------------------------------|-----------|
| 1. | Shaquille Leonard (IND) | 12 |
| 2t. | Joe Schobert (FA) | 9 |
| 2t. | Matt Milano (BUF) | 9 |
| 2t. | Logan Wilson (CIN) | 9 |

LEONARD'S REGULAR SEASON CAREER BEST GAMES

| TACKLES | TACKLES FOR LOSS |
|--|--|
| 19, at Washington (9/16/18) | 5.0, at Philadelphia (9/23/18) |
| 17, vs. Buffalo (10/21/18) | 2.0, vs. Miami (11/10/19) |
| 15, three times, last: vs. Tampa Bay (11/28/21) | 1.0, 23 times, last: vs. New England (12/18/21) |
| SACKS | INTERCEPTIONS |
| 2.0, vs. Tennessee (12/1/19) | 2, at Tampa Bay (12/8/19) |
| 2.0, at Philadelphia (9/23/18) | 1, 10 times, last: vs. Washington (10/30/22) |
| 1.0, 11 times, last: vs. Jacksonville (1/3/21) | |

LEONARD THROUGH 50

In his first 50 career games, **Leonard** compiled 476 tackles, which is the third-most in the NFL (since 1987).

MOST TACKLES IN FIRST 50 CAREER GAMES, SINCE 1987

| Rank | Player | Tackles |
|------|---|------------|
| 1. | Luke Kuechly (CAR, 2012-15) | 494 |
| 2. | Patrick Willis (SF, 2007-2010) | 486 |
| 3. | Shaquille Leonard (IND, 2018-21) | 476 |
| 4. | Lavonte David (TB, 2012-15) | 464 |
| 5. | Jon Beason (CAR, 2007-2010) | 438 |

FUMBLE RECOVERIES

From Weeks 3-5 of the 2021 season, **Leonard** recovered a fumble in three consecutive games, which tied for the longest streak in franchise history.

MOST CONSECUTIVE GAMES WITH A FUMBLE RECOVERY, COLTS HISTORY

| Rank | Player | Games |
|------|---------------------------------|----------|
| 1t. | Shaquille Leonard (2021) | 3 |
| 1t. | Fred Cook (1975) | 3 |
| 3t. | 42 times | 2 |

100-TACKLE SEASONS

Leonard registered at least 100 tackles in each of his first four seasons in the NFL. Since 1985, he is just the fifth player in franchise history to accomplish that feat and only the second player to do so in their first four seasons in the league.

MOST CONSECUTIVE SEASONS WITH 100-PLUS TACKLES, SINCE 1985, COLTS HISTORY

| Rank | Player | Seasons |
|------|------------------------------------|----------|
| 1t. | Duane Bickett (1985-91) | 7 |
| 1t. | Jeff Herrod (1989-95) | 7 |
| 3t. | Shaquille Leonard (2018-21) | 4 |
| 3t. | Gary Brackett (2005-08) | 4 |
| 3t. | Antoine Bethea (2010-13) | 4 |

MOST SEASONS WITH 100-PLUS TACKLES, SINCE 1985, COLTS HISTORY

| Rank | Player | Seasons |
|------|--------------------------|----------|
| 1t. | Duane Bickett | 7 |
| 1t. | Jeff Herrod | 7 |
| 3. | Antoine Bethea | 5 |
| 5t. | Shaquille Leonard | 4 |
| 5t. | Gary Brackett | 4 |

10-TACKLE GAMES

Since 2018, **Leonard** has registered 25 games with 10-or-more tackles, which is the fifth-most in the NFL. It is the most such games in team history (since at least 1987).

MOST 10-OR-MORE TACKLE GAMES, SINCE 2018

| Rank | Player | Games |
|------|--------------------------------|-----------|
| 1. | Bobby Wagner (SEA) | 37 |
| 2. | Roquan Smith (BAL) | 36 |
| 3. | Foye Oluokun (JAX) | 32 |
| 4. | Eric Kendricks (LAC) | 26 |
| 5. | Shaquille Leonard (IND) | 25 |

MOST 10-OR-MORE TACKLE GAMES, COLTS HISTORY, SINCE AT LEAST 1987

| Rank | Player | Games |
|------|--------------------------|-----------|
| 1. | Shaquille Leonard | 25 |
| 2. | Gary Brackett | 23 |
| 3. | Mike Peterson | 21 |
| 4. | Jerrell Freeman | 18 |
| 5. | Antoine Bethea | 15 |

LEONARD THROUGH THREE

From 2018-20, **Leonard** registered the most tackles (416) by a player in their first three seasons in team history (since 1987).

MOST TOTAL TACKLES, COLTS HISTORY (SINCE 1987)

| Rank | Player | Tackles |
|------|------------------------------------|------------|
| 1. | Shaquille Leonard (2018-20) | 416 |
| 2. | Duane Bickett (1985-87) | 398 |
| 3. | Jerrell Freeman (2012-14) | 366 |
| 4. | Jeff Herrod (1988-90) | 331 |
| 5. | Mike Peterson (1999-2001) | 330 |

COLLECTING INTS

Leonard led all linebackers with five interceptions in 2019. Since 2018, his 11 interceptions are the most by all NFL linebackers.

Leonard's interception total (seven) in his first two seasons (2018-19) is tied for the fifth-most by a linebacker in league history.

MOST INTERCEPTIONS BY NFL LINEBACKERS, 2019 SEASON

| Rank | Player | INTs |
|------|--------------------------------|----------|
| 1. | Shaquille Leonard (IND) | 5 |
| 2. | Joe Schobert (CLE) | 4 |
| 3t. | Jamie Collins Sr. (NE) | 3 |
| 3t. | Jordan Hicks (ARZ) | 3 |
| 3t. | K.J. Wright (SEA) | 3 |

MOST INTERCEPTIONS BY NFL LINEBACKERS, SINCE 2018

| Rank | Player | INTs |
|------|--------------------------------|-----------|
| 1. | Shaquille Leonard (IND) | 11 |
| 2. | Joe Schobert (FA) | 9 |
| 3. | Eric Kendricks (MIN) | 7 |

MOST INTERCEPTIONS BY NFL LINEBACKERS IN FIRST TWO SEASONS, NFL HISTORY

| Rank | Player | INTs |
|------|------------------------------------|----------|
| 1. | Archie Matsos (1960-61) | 10 |
| 2t. | Jack Ham (1971-72) | 9 |
| 2t. | Mike Stratton (1962-63) | 9 |
| 4. | Al Richardson (1980-81) | 8 |
| 5t. | Shaquille Leonard (2018-19) | 7 |
| 5t. | Jordan Hicks (2015-16) | 7 |

5+ INTS AND 5+ FORCED FUMBLES

Since 2000, **Leonard** is the third player and the first linebacker with at least five interceptions and five forced fumbles through his first two NFL seasons.

PLAYERS WITH 5+ INTERCEPTIONS AND 5+ FORCED FUMBLES IN FIRST TWO NFL SEASONS, SINCE 2000

| Player | Position | INTs | FFs |
|---|-----------|----------|----------|
| Shaquille Leonard (IND, 2018-19) | LB | 7 | 6 |
| Marshon Lattimore (NO, 2017-18) | CB | 7 | 5 |
| Roy Williams (DAL, 2002-03) | S | 7 | 5 |

LEONARD SINGLE-SEASON ALL-TIME TACKLER

Leonard compiled 163 total tackles in 2018, which is the second-most in franchise single-season history according to Stats Pass.

MOST TOTAL TACKLES IN A SINGLE SEASON, COLTS HISTORY

| Rank | Player | Tackles |
|------|---------------------------------|------------|
| 1. | Zaire Franklin (2022) | 166 |
| 2. | Shaquille Leonard (2018) | 163 |
| 3. | Jeff Herrod (1991) | 160 |

FUMBLE RECOVERIES

Since at least 1987, **Leonard** became the first NFL player to eclipse 300 total tackles in his first 30 career games.

MOST TOTAL TACKLES IN FIRST 30 CAREER GAMES, SINCE AT LEAST 1987

| Rank | Player | Games | Tackles |
|------|-----------------------------|-------|---------|
| 1. | Shaquille Leonard (2018-20) | 30 | 300 |
| 2. | Patrick Willis (2007-08) | 30 | 295 |
| 3. | Luke Kuechly (2012-13) | 30 | 286 |
| 4. | Vontaze Burfict (2012-13) | 30 | 278 |
| 5. | DeMeco Ryans (2006-07) | 30 | 276 |

Since at least 1987, **Leonard** registered the most 10-plus tackle games (15) in a player's first 30 career games.

MOST 10-PLUS TACKLE GAMES IN FIRST 30 CAREER GAMES, SINCE AT LEAST 1987

| Rank | Player | Games |
|------|-----------------------------|-------|
| 1. | Shaquille Leonard (2018-20) | 15 |
| 2t. | Luke Kuechly (2012-13) | 14 |
| 2t. | DeMeco Ryans (2006-07) | 14 |
| 4t. | Jon Beason (2007-08) | 13 |
| 4t. | Patrick Willis (2007-08) | 13 |

LEONARD TALLYING TACKLES

Despite missing one game in 2018, **Leonard** led the NFL in total tackles (163) and solo tackles (111) as a rookie.

MOST TOTAL TACKLES, 2018 REGULAR SEASON

| Rank | Player | Tackles |
|------|----------------------------|---------|
| 1. | Shaquille Leonard (IND) | 163 |
| 2. | Blake Martinez (GB) | 144 |
| 3t. | Leighton Vander Esch (DAL) | 138 |
| 3t. | Bobby Wagner (SEA) | 138 |

MOST SOLO TACKLES, 2018 REGULAR SEASON

| Rank | Player | Tackles |
|------|----------------------------|---------|
| 1. | Shaquille Leonard (IND) | 111 |
| 2. | Leighton Vander Esch (DAL) | 102 |
| 3. | Telvin Smith Sr. (JAX) | 100 |



SPECIAL TEAMS NOTES



GAY MAKES HISTORY

In **Week 3 at BAL [9/24]**, Indianapolis kicker **Matt Gay** converted 5-of-5 field goals and one extra point for 16 total points. He tallied four 50-plus-yard field goals and became the first kicker in NFL history to accomplish that feat in a single game.

MOST 50-PLUS-YARD FIELD GOALS IN A SINGLE GAME, NFL HISTORY

| Rank | Player | 50+ Yard FGs |
|------|--------------------------------|--------------|
| 1. | Matt Gay (IND, 9/24/23) | 4 |
| 2t. | 15 tied | 3 |

Per NFL Research, **Gay** became the fifth kicker ever with a game-tying 50-plus-yard field goal in the final two minutes of regulation and a game-winning 50-plus-yard field goal in overtime.

KICKERS TO KICK 50+ YARD FG IN FINAL TWO MINUTES OF REGULATION AND GAME-WINNING 50+ YARD FG, NFL HISTORY

| Player |
|---------------------------------|
| Matt Gay (IND, 9/24/23) |
| Matt Bryant (ATL, 9/7/14) |
| Greg Zuerlein (STL, 12/2/12) |
| Matt Prater (DEN, 12/11/11) |
| Mike Vanderjagt (IND, 12/24/02) |

He earned AFC Special Teams Player of the Week accolades and became the seventh different kicker in franchise history to win the award.

KICKERS TO WIN AFC SPECIAL TEAMS PLAYER OF THE WEEK, COLTS HISTORY

| Player |
|---------------------|
| Matt Gay |
| Chase McLaughlin |
| Rodrigo Blankenship |
| Adam Vinatieri |
| Mike Vanderjagt |
| Cory Blanchard |
| Dean Biasucci |

COVERING ON SPECIAL TEAMS

In 2023, Colts safeties **Nick Cross** (tied-first) and **Trevor Denbow** (tied-fifth) each rank in the top-five in the NFL in special teams tackles.

MOST SPECIAL TEAMS TACKLES, 2023 SEASON

| Rank | Player | Tackles |
|------------|----------------------------|----------|
| 1t. | Nick Cross (IND) | 8 |
| 1t. | Tycen Anderson (CIN) | 8 |
| 1t. | George Odum (SF) | 8 |
| 4. | Jalen Reeves-Maybin (DET) | 7 |
| 5t. | Trevor Denbow (IND) | 6 |
| 5t. | K.J. Britt (TB) | 6 |
| 5t. | Miles Killebrew (PIT) | 6 |
| 5t. | Jeremy Reaves (WAS) | 6 |
| 5t. | Jerrick Reed II (SEA) | 6 |
| 5t. | Brenden Schooler (NE) | 6 |
| 5t. | Zeke Turner (ARI) | 6 |



AVERAGE STARTING FIELD POSITION

In 2023, **Indianapolis** ranks seventh in the NFL in average starting field position [29.6].

AVERAGE STARTING FIELD POSITION, 2023 SEASON

| Rank | Team | Avg. |
|-----------|---------------------|-------------|
| 1. | Seattle | 34.0 |
| 2. | San Francisco | 33.2 |
| 3. | Jacksonville | 31.4 |
| 4. | New York Jets | 31.2 |
| 5. | Baltimore | 31.1 |
| 6. | Detroit | 31.0 |
| 7. | Indianapolis | 29.6 |

GAY HITTING FROM 50+

Colts kicker **Matt Gay** ranks second in the NFL in field goals made of 50+ yards (five) this season.

MOST MADE FIELD GOALS OF 50+ YARDS, 2023 SEASON

| Rank | Player | 50+ FGs Made |
|-----------|-----------------------|--------------|
| 1. | Dustin Hopkins (CLE) | 7 |
| 2. | Matt Gay (IND) | 5 |
| 3t. | Chris Boswell (PIT) | 4 |
| 3t. | Jake Elliott (PHI) | 4 |

He also hit five consecutive 50+ yard field goals from Weeks 3-6, which tied for the fourth-longest streak in franchise history.

MOST CONSECUTIVE MADE FIELD GOALS OF 50+ YARDS, COLTS HISTORY

| Rank | Player | 50+ FGs Made |
|------------|---------------------------|--------------|
| 1. | Adam Vinatieri (2015-16) | 9 |
| 2. | Adam Vinatieri (2013-14) | 7 |
| 3. | Cory Blanchard (1995-96) | 6 |
| 4t. | Matt Gay (2023) | 5 |
| 4t. | Mike Vanderjagt (2001-03) | 5 |
| 4t. | Adam Vinatieri (2016-17) | 5 |

**RYAN
KELLY**

CENTER

ADMINISTRATION



JIM IRSAY

**OWNER & CHIEF
EXECUTIVE OFFICER**

YEARS IN THE NFL: 52 Years

COLLEGE: Southern Methodist University



Indianapolis Colts Owner & CEO Jim Irsay this year embarks on his 52nd season with the organization. His affiliation with the Colts dates back to 1972 when his father, Robert Irsay, acquired the team. His passion for winning and emphasis on sustained success has molded Indianapolis into one of the most successful and historic franchises in the NFL. In addition to his commitment to winning on the field, Irsay and his family are recognized as leaders in the community, spearheading multiple philanthropic endeavors throughout Indiana.

COLTS LEADERSHIP

Irsay grew up with the Colts and talks sentimentally about his years living with the team during summer camp, riding the team bus and watching every game. After graduating from Southern Methodist University with a degree in broadcast journalism, he joined the franchise and worked in virtually every department, from ticket sales to public relations to football operations. When the Colts arrived in Indianapolis in 1984, Irsay was named general manager at age 24, the youngest to ever hold that job. In 1995, he took the helm of the franchise, becoming sole owner in 1997.

Over his many years with the team, winning always has been a priority for Irsay. Going into his 29th season as the leader of the Colts, Indianapolis has earned 10 division championships, two Super Bowl appearances and the team's fourth world championship with a victory in Super Bowl XLI.

From 2000-09, the Colts produced 115 regular season wins, which at the time was the most in a decade for any NFL club. Indianapolis also set an NFL record with 23 consecutive wins from 2008-09. What's more, the team's general manager, head coach and starting quarterback from that historic era – Bill Polian (2015), Tony Dungy (2016) and Peyton Manning (2021) – all were inducted into the Pro Football Hall of Fame. Over the span of four seasons from 2012-15, the Colts won 16 consecutive games within the AFC South, also an NFL record.

A hallmark of Irsay's stewardship was the 2006 season, when the Colts won Super Bowl XLI with a 29-17 victory over the Chicago Bears. Following its triumphant return to Indianapolis, the team was welcomed by a raucous crowd lining downtown streets in below-freezing temperatures and filling the old RCA Dome. Irsay responded by sending the Lombardi Trophy on a 50-stop, 3,130-mile tour throughout Indiana, giving fans an opportunity to see, touch and take pictures with the iconic trophy. That fall, he also created a once-in-a-lifetime opportunity for fans to compete for one of five authentic Super Bowl rings. The effort raised more than \$225,000 for charity and entertained thousands who witnessed 10 finalists take their chance to pick one-of-five treasure chests that contained a ring inscribed with "Colts Fan."



Owner & CEO Jim Irsay hoists the Lombardi Trophy following the team's Super Bowl XLI victory over the Chicago Bears.

All eyes were focused on Indianapolis in 2012 when Super Bowl XLVI came to town, and Irsay and

the Colts were instrumental in leading the Super Bowl effort for the city. Largely regarded as one of the most successful Super Bowls ever, the event generated hundreds of millions of dollars in economic impact, as well as worldwide exposure, for the city and state.

All told, the Colts played in two Super Bowls (XLI, XLIV) and hosted a Super Bowl (XLVI) in a span of just six years (2007-2012).

In 2017, Irsay hired Chris Ballard as general manager, who in six seasons has utilized both the NFL Draft and free agency to build the Colts roster. Since then, the Colts have produced 15 *Associated Press* All-Pro selections, 20 Pro Bowl selections, the 2018 “Defensive Rookie of the Year” and the 2018 “Comeback Player of the Year.”

In 2023, Irsay and Ballard hired former Philadelphia Eagles Offensive Coordinator Shane Steichen as head coach, igniting a new era of Colts football. Under Irsay, Ballard and Steichen, the Colts will continue their commitment to building a strong and exciting team, primed to compete this season and into the future.

NFL LEADERSHIP

A strong advocate of the NFL’s history, tradition and principles, Irsay is an active team owner. In the 1980s, he was one of four NFL executives (including Pro Football Hall of Famers George Young and Bill Polian) appointed by NFL Commissioner Pete Rozelle to design the league’s modern day salary cap, which still governs player earnings in the NFL today.

Irsay has served on the Executive Committee of the Management Council, the Pro-College Relations Committee, the Super Bowl Advisory Committee, the Realignment Working Group and the Working Club Executive Committee that authored the NFL’s collective bargaining agreement in 1993. He currently chairs the league’s Legislative Committee and is a member of the Finance Committee.

COLTS IN THE COMMUNITY

Irsay also oversees the team’s extensive community and philanthropic efforts. Under his leadership, the Colts have been committed to inspiring and uniting people in their home city and state by helping build a healthy, inclusive and compas-

sionate community through meaningful outreach, projects and partnerships.

At the outset of the COVID-19 pandemic in 2020, Irsay jumped into action and personally led a community fundraising drive, raising more than \$1.3 million in less than 48 hours to provide emergency meals to people in need. Irsay also helped fund e-learning materials and resources for local students, led a fundraising drive for Indianapolis’ community centers and purchased thousands of protective masks for use by frontline workers.

Over the past several years, Irsay also has reemphasized the franchise’s commitment to diversity, equity and inclusion in the way the club operates internally and in the community. To that end, Irsay created two coaching fellowships – the Tony Dungy Diversity Fellowship and the Harriet P. Irsay Fellowship for Women in Football – to identify and develop talented people of color and women as future football coaches in the NFL and other levels. In addition, the team works with players, coaches, staff and community stakeholders on efforts to battle racism, provide more access to educational and economic opportunity and bring people from all walks of life together in support of dialogue and positive change.

Irsay and his family also launched *Kicking The Stigma*, an initiative to raise awareness about mental health disorders and remove the stigma often associated with these illnesses. Since starting the effort in late 2020, more than \$24 million has been committed to expanding mental health treatment and research and raising awareness in Indiana and beyond.

The Irsays have been honored to support projects such as the Irsay Family YMCA, the downtown Colts Canal Playspace, Riley Hospital for Chil-



dren, Wheeler Mission Center for Women & Children, Indiana University's Irsay Institute and Irsay Family Wellness Center and dozens of other important community initiatives.

What's more, the team also engages and connects current and former Colts players with charitable, off-the-field efforts, such as playground builds, book drives, tree plantings, school and hospital visits, neighborhood cleanups and youth football clinics, helping them leave a legacy of service to the community.

THE JIM IRSAY COLLECTION & THE JIM IRSAY BAND

Although football has been the focus of Irsay's professional life, he has a personal passion for rock music, American history and pop culture, which led him to assemble a collection of historic and culturally-significant artifacts over several decades that together make up The Jim Irsay Collection. The collection is highlighted by musical instruments and items owned by some of the greatest artists in music history, including Bob Dylan, The Beatles, Prince, Sir Elton John, James Brown, Eddie Van Halen, Eric Clapton, Jerry Garcia, Pete Townshend, Les Paul, Janis Joplin, David Gilmour, Jim Morrison, Jimi Hendrix, Miles Davis and other music icons.

Outside of music, the collection includes an 1823 William J. Stone printing of the Declaration of Independence, one of the first facsimiles of the final signed document; renowned author Jack Kerouac's original 119-foot *On the Road* scroll manuscript; the original manuscript for *Alcoholics Anonymous'* *Big Book*, the organization's founding document; Muhammad Ali's championship belt awarded after the 1974 "Rumble in the Jungle" and his boxing shoes from the 1975 "Thrilla" in Manila;" artifacts and signed documents from numerous U.S. Presidents; artifacts from women's suffrage pioneer Susan B. Anthony and Secretariat's saddle from its 1973 Triple Crown wins.

An active philanthropist, Irsay transformed his collection into a "traveling museum" and has hosted free exhibitions in Nashville, Tenn., Washington, D.C., Austin, Texas, Los Angeles, New York City, Chicago, Indianapolis, San Francisco, Las Vegas and Boston with more stops planned for the future. He also regularly loans artifacts to museums, nonprofits and other organizations for display and research across the country and around the world.

Irsay's love of music also led him to form The Jim Irsay Band, an all-star band featuring some

of the greatest musicians in the world, including Kenny Aronoff on drums (Paul McCartney, John Mellencamp, The Rolling Stones), three-time Grammy® nominee Billy Branch on harmonica, Tom Bukovac on guitar (played on more than 700 albums with major artists), Mike Mills on bass & vocals (R.E.M.), Danny Nucci on guitar & saxophone (actor, *Titanic*, *The Rock*), Michael Ramos on keyboards (Mellencamp, Patti Griffin, Paul Simon), Carmella Ramsey on violin, mandolin & vocals (Reba McEntire, Olivia Newton-John), five-time Grammy® nominee Kenny Wayne Shepherd on guitar & vocals, and Mike Wanchic on guitar (Mellencamp).

The band has toured the country along with The Jim Irsay Collection and has featured appearances by legendary guest performers, including Indiana's own John Mellencamp, Stephen Stills (Crosby, Stills & Nash), blues pioneer Buddy Guy, Ann Wilson (Heart), John Fogerty (Creedence Clearwater Revival), Kevin Cronin (REO Speedwagon), Natalie Merchant (10,000 Maniacs), Billy Gibbons (ZZ Top), country music superstar Vince Gill, Indianapolis' own John Hiatt, four-time Grammy® nominee Robert Randolph and Peter Wolf (J. Geils Band).

FAMILY

Irsay has three daughters, Carlie Irsay-Gordon, Casey Foyt and Kalen Jackson, as well as 10 grandchildren. All three daughters were promoted to the position of vice chair and owner in 2012 and represent the next generation of Colts ownership in Indianapolis.

“One of the reasons I’m honored to be a steward of the Horseshoe is that we’re able to use the enormous platform of pro football to bring joy into people’s lives. Whether it’s on the field on gamedays, serving our friends and neighbors off the field or other times throughout the year, our goal is to entertain, inspire and unite this community and Colts fans everywhere by not just winning, but by winning the right way.”

| THE INDIANAPOLIS COLTS UNDER JIM IRSAY (1995-2022) | | | |
|--|-----------|---------------------|----|
| REGULAR SEASON RECORD | | PLAYOFF APPEARANCES | |
| New England | 306-144-0 | New England | 21 |
| Green Bay | 287-161-2 | Green Bay | 20 |
| Pittsburgh | 280-167-3 | Indianapolis | 18 |
| Indianapolis | 258-191-1 | | |
| Kansas City | 257-193-0 | PLAYOFF WINS | |
| REGULAR SEASON RECORD ON THE ROAD | | New England | 33 |
| New England | 137-88-0 | Green Bay | 21 |
| Pittsburgh | 123-101-1 | Pittsburgh | 19 |
| Green Bay | 118-107-0 | Philadelphia | 17 |
| Philadelphia | 117-106-0 | Baltimore | 16 |
| Indianapolis | 114-110-1 | San Francisco | 15 |
| New Orleans | 114-111-0 | Indianapolis | 15 |
| COLTS RECORD VS. AFC SOUTH (2002-2022) | | | |
| Houston | 31-10-1 | | |
| Tennessee | 28-14-0 | | |
| Jacksonville | 25-17-0 | | |



CARLIE IRSAY-GORDON

VICE CHAIR/OWNER

Carlie Irsay-Gordon is in her 12th season as vice chair/owner. She joined the Colts as vice president in 2008 and, along with sisters Casey Foyt and Kalen Jackson, represents the next generation of ownership of the club. Raised in and around the organization, Irsay-Gordon interned with the Colts football operations and marketing departments while pursuing her undergraduate degree in religious studies from Skidmore College. She is involved in all aspects of the organization, with an emphasis on football operations and the team's digital, social media, content and production operations. Irsay-Gordon is a member of the NFL's Media Owned & Operated Committee, which oversees the NFL Network, NFL.com, NFL Mobile and other league-owned media properties. As the only active female member of the committee, she is responsible for setting strategies and policy related to traditional and digital media initiatives across the NFL and its clubs. Irsay-Gordon also is a member of the NFL's Security & Fan Conduct Committee and has represented the Colts at NFL Owners' Meetings since 2004. She also serves on the board of the NFL Player Care Foundation, which aims to improve the quality of life for retired players. Irsay-Gordon is involved in the Indianapolis community, serving on the boards of Visit Indy, the city's convention and tourism bureau, and Park Tudor School. She also has served as co-chair of the Indy Championships Fund, which was charged with raising private dollars to host the 2021 NCAA Men's Basketball Tournament, the 2022 College Football Playoffs Championship game and the upcoming 2024 NBA All-Star Game. Irsay-Gordon resides in Indianapolis with her husband, Zach Gordon, and three children.



CASEY FOYT

VICE CHAIR/OWNER

Entering her 12th season as vice chair/owner, Casey Foyt represents the next generation of ownership of the Colts, along with her sisters Carlie Irsay-Gordon and Kalen Jackson. After graduating from Indiana University with a degree in sports marketing, Foyt worked for the NFL in London, England, planning the first regular season NFL game played outside North America, as well as special events associated with the game. The contest was played in October 2007, featuring the New York Giants and Miami Dolphins playing in Wembley Stadium. Foyt joined the Colts in 2007 and focuses her energy on marketing and community relations. She helped revitalize the Indianapolis Colts Women's Organization and planned the group's first major fundraiser in 2007. Foyt also helps represent the club at NFL Owners' Meetings and other league events. Foyt resides in Carmel, Ind. with her husband, Anthony J. Foyt, IV, and five children.



KALEN JACKSON

VICE CHAIR/OWNER

Kalen Jackson is entering her 12th season as vice chair/owner. She joined the team in 2010 as vice president and, along with sisters Carlie Irsay-Gordon and Casey Foyt, represents the next generation of Colts ownership. Like her sisters, Jackson grew up with the Colts organization as a significant part of her life since birth. She is involved in various functions of the organization, including coordinating the Irsay family's community and philanthropic efforts. Jackson currently leads *Kicking The Stigma*, the family's initiative to raise awareness about mental health disorders and remove the stigma often associated with these illnesses. She serves on the national board of Project Healthy Minds and locally on the board of the United Way of Central Indiana. Jackson also is president of the Indianapolis Colts Women's Organization. In addition, representing the Colts at NFL Owners' Meetings, she serves on the league's Employee Benefits Committee. As the committee's youngest member, Jackson is responsible for administering club and league benefit plans, including plan design and amendment, benefit and administrative expense payments and employee eligibility issues. She graduated with honors in 2010 from Indiana University's School of Health, Physical Education & Recreation with a bachelor's degree in sports management and marketing. Jackson was born and resides in Indianapolis with her husband, Boyd Jackson, and their two daughters.

CHRIS BALLARD

GENERAL MANAGER

JOINED COLTS: 2017

YEARS IN THE NFL: 23rd Year

COLLEGE: Wisconsin

HOMETOWN: Texas City, Texas



Chris Ballard was hired as the general manager of the Indianapolis Colts on January 29, 2017. He is entering his 23rd NFL season and his seventh in his current role where he oversees all football operations.

In his first six years at the helm, Ballard has constructed teams that have won 46 games collectively, which includes three winning seasons and two playoff appearances.

Following the 2022 season, Ballard and his staff embarked on an in-depth coaching search that ended with former Philadelphia Eagles Offensive Coordinator Shane Steichen. Steichen brings 13 seasons of coaching experience and most recently helped lead the Eagles to an NFC Championship and Super Bowl appearance.

Ballard then led the charge to fortify the roster, starting with re-signing key veterans followed by free agent additions in defensive tackle Taven Bryan (Browns), defensive end Samson Ebukam (49ers), kicker Matt Gay (Rams) and quarterback

Gardner Minshew II (Eagles). Since 2021, Gay ranks first in the NFL in field goal percentage with a minimum of 55 field goals (93.8).

In the 2023 NFL Draft, Ballard added 12 selections to the roster, including Florida quarterback Anthony Richardson with the No. 4 overall pick. Richardson ranked as the No. 1 quarterback in the Relative Athletic Score system at the NFL Combine, which dates back to 1987. After trading down and gaining more picks, he then added lengthy, hometown cornerback JuJu Brents (second round) before selecting a speedy, shifty wide receiver in Josh Downs (third round). Ballard and his staff continued to build on both sides of the ball throughout the duration of the draft with the selections of tackle Blake Freeland (fourth round), defensive tackle Adetomiwa Adebawore (fourth round), cornerback Darius Rush (fifth round), safety Daniel Scott (fifth round), tight end Will Mallory (fifth round), running back Evan Hull (fifth round), defensive end Titus Leo (sixth round), cornerback Jaylon Jones (seventh round) and tackle Jake Witt (seventh round). The 12 total draft selections are the most by the Colts since the NFL went to a seven-round format in 1994.



In 2021, the Colts narrowly missed the postseason, but the team recorded top 10 finishes in points per game (26.5), rushing offense (149.4 yards per game) and defensive takeaways (33). Running back Jonathan Taylor, a 2020 second round draft choice, became the first Colts player to lead the NFL in rushing (1,811

yards) since Edgerrin James in 2000. Indianapolis tied for first in the NFL with five *Associated Press* All-Pro selections and led the league with seven players named to the Pro Bowl.

During the 2020 season, Indianapolis made an AFC Wild Card appearance following an 11-5 regular season record. The 11 wins were the most for the team dating back to 2014. Veteran quarterback Philip Rivers, who was signed by Ballard as a free agent in the offseason, completed 369-of-543 passes for 4,169 yards and 24 touchdowns. His completion percentage (68.0) ranked eighth in the NFL and was the second-best single-season mark in franchise history. Taylor ranked third in the NFL in rushing and became just the fifth rookie in franchise history to register a 1,000-yard season. Defensively, DeForest Buckner established a single-season franchise record for the most sacks by a defensive tackle (9.5) while Shaquille Leonard ranked eighth in the NFL in total tackles despite missing two games. On special teams, safety George Odum led the NFL with 20 special teams stops while kicker Rodrigo Blankenship set a new franchise rookie record for points scored (139), field goals made (32) and extra points made (43). In total, Ballard's nine NFL draft selections in 2020 combined to play in 85 contests with 36 starts.

Since his arrival in Indianapolis, Ballard has stressed the importance of winning the battle in the trenches. His theory held true in 2019 as the Colts finished with a top-10 rushing offense for the first time since 2001. Running back Marlon Mack also became the team's first 1,000-yard rusher since 2016. That same year, Indianapolis' offensive line was the only unit in the NFL to start the same five linemen in all 16 regular season games while tying for the ninth-fewest sacks allowed. On the defensive side of the ball, Ballard signed free agent defensive end Justin Houston following eight seasons in Kansas City. Houston led the Colts with 11.0 sacks, which marked



his fourth career double-digit sack season and his first since 2014. Houston also produced a streak of six consecutive games with a sack, the second-longest streak of his career. The team's 2019 draft class combined to play in 93 games.

In 2018, the Colts started the season with a 1-5 record, but won nine of their last 10 games to clinch a postseason berth. Indianapolis became the third team in NFL history to start the season with a 1-5 mark and reach the playoffs. The Colts then defeated the Houston Texans in a Wild Card contest and became the second team in league history to start 1-5 and win a playoff game. The team's success, due in part to Ballard's construction of the roster, earned him the Pro Football Writers of America Executive of the Year award.

Pivotal in the team's 2018 achievement was the 11-man NFL Draft class, which combined to play in 133 games (67 starts). The group was spearheaded by Nelson and Leonard who joined Pro Football Hall of Famers Dick Butkus and Gale Sayers (Chicago Bears, 1965) as the second pair of rookie teammates to be selected First Team All-Pro since *The Associated Press* started selecting All-Pro teams in 1940. Nelson was also selected to the Pro Bowl and Leonard was named the NFL's Defensive Rookie of the Year. The duo also earned All-Pro and Pro Bowl honors follow-

ing the 2019 season. Ballard made a trade with the New York Jets in March of 2018 to acquire the sixth overall pick (Nelson), in addition to two second round selections and a second round pick in 2019. Starting right tackle Braden Smith was selected with the acquired 37th overall selection.

Ballard navigated the organization through a challenging 2017 campaign. Through myriad injuries, the Colts witnessed the emergence of several free agents and draft selections. The team's 53-man roster for the regular season opener featured 30 new players compared to 2016's Week 1 roster. Ballard focused primarily on the defensive side of the ball in his first draft as six of the eight players selected competed on defense. In total, seven of Ballard's picks reached the active roster and combined to play in 82 games (17 starts). One of Ballard's first roster moves in Indianapolis came in early March, 2017 when he signed tight end Jack Doyle to a contract extension. Doyle went on to have a career year as he finished with 80 receptions for 690 yards and four touchdowns en route to his first career Pro Bowl. His reception total finished as the second-most in the league among tight ends and ranked as the second-most in franchise single-season history among players at his position. Doyle again made the Pro Bowl following the 2019 campaign. Ballard made one of his best roster moves eight days prior to the regular season opener when he acquired quarterback Jacoby Brissett in a trade with the New England Patriots. Brissett started 15 games and threw for 3,098 yards and 13 touchdowns. He ranked second in the league in passing touchdowns of 60-plus yards and was part of an offense that tied for the fourth-fewest giveaways in the NFL in 2017.

Under Ballard, the Colts have witnessed eight players earn 15 first or second-team All-Pro honors and 11 players garner 20 Pro Bowl selections. Following his first year as general manager, Ballard was nominated for the Pro Football Writers of America Jack Horrigan Award, which is given



to the league or club official for his or her qualities and professional style in helping the pro football writers do their job. He was nominated again following the 2018 campaign before winning the award following the 2019 season.

Ballard came to the Colts after a four-year stint with Kansas City, most recently as the director of football operations from 2015-16. He was promoted to the position after serving two seasons (2013-14) as the Chiefs director of player personnel. Ballard oversaw the college and pro scouting departments and worked directly with then-General Manager John Dorsey on player acquisition.

From 2013-16, the Chiefs won 43 games (fourth-most in the NFL), made three playoff appearances, won one AFC West Division title (2016) and had 15 players named to the Pro Bowl, including at least four in each season. Inheriting a team that went 2-14 in 2012, Ballard assisted in an overhaul of Kansas City's roster in 2013. By the end of the season, there were a total of 30 new players on the 53-man squad that went 11-5 and reached the playoffs as a Wild Card contender after finishing second in the AFC West. Ballard helped the Chiefs draft four Pro Bowl players in addition to acquiring three-time Pro Bowl (2013, 2016-17) quarterback Alex Smith in free agency in 2013.

Prior to Kansas City, Ballard began his NFL career with the Chicago Bears. In 12 seasons with the Bears personnel department, under the tutelage

of general manager Jerry Angelo, he served as the director of pro scouting (2012) and was the southwest area scout (2001-2011).

During Ballard's tenure in Chicago, the Bears reached the playoffs four times, winning four NFC North titles (2001, 2005, 2006 and 2010) and appeared in two NFC Championship games (2006 and 2010). The Bears won the NFC Championship in 2006 and faced the Colts in Super Bowl XLI in Miami.

With the Bears, Ballard helped draft numerous Pro Bowl players, including running back Matt Forte (2008), wide receiver Johnny Knox (2009), cornerback Charles Tillman (2003), defensive tackle Tommie Harris (2004), cornerback Nathan Vasher (2004) and defensive tackle Henry Melton (2009). He also assisted in many notable acquisitions and trades, including the signings of wide receiver Brandon Marshall, guard Jermon Bushrod, tight end Martellus Bennett, linebacker D.J. Williams and linebacker James Anderson.

Before entering player personnel, Ballard spent seven seasons (1994-2000) on the coaching staff at Texas A&M-Kingsville under Head Coach and College Football Hall of Famer Ron Harms. In 2000, he served as defensive coordinator after stints as the secondary coach (1995-99) and wide receivers coach (1994). During his time with the Javelinas, Ballard helped mentor future NFL players running back Richard Jones, wide receiver Karl Williams, cornerback Floyd Young and cornerback Al Harris. Texas A&M-Kingsville also produced 1996 first-round draft pick, guard Jermane Mayberry.

Ballard played four years of collegiate football at the University of Wisconsin, part of which

was under former head coach Barry Alvarez. He served as a student assistant his senior year after suffering multiple knee injuries prior to graduating with a Bachelor of Arts degree in 1993.

Ballard is a native of Texas City, Texas. He and his wife, Kristin, reside with their five children in Westfield, Ind. The Ballard family is active in the community and have worked with many organizations, including Books for Youth, Hands of Hope, Habitat for Humanity, Make-A-Wish and Gleaners Food Bank. In addition, the Ballards also host the "Huddle For Hope" community ticket block at Colts home games.

CAREER EXPERIENCE:

| | | |
|------------------|----------------------|---------------------------------|
| 1994 | Texas A&M-Kingsville | Wide Receivers |
| 1995-1999 | Texas A&M-Kingsville | Secondary |
| 2000 | Texas A&M-Kingsville | Defensive Coordinator |
| 2001-2011 | Chicago Bears | Southwest Area Scout |
| 2012 | Chicago Bears | Director of Pro Scouting |
| 2013-2014 | Kansas City Chiefs | Director of Player Personnel |
| 2015-2016 | Kansas City Chiefs | Director of Football Operations |
| 2017-2023 | Indianapolis Colts | General Manager |



PETE WARD

CHIEF OPERATING OFFICER

Pete Ward is entering his 43rd season with the Indianapolis Colts in 2023. He was promoted to chief operating officer in 2010 after serving as the club's senior executive vice president since 2001. Ward's duties and experiences have been wide-ranging and diverse and touch all areas of the organization. He began his affiliation with the Colts in 1981 as a summer and seasonal intern in the team's public relations department. Following his graduation from the University of Virginia, Ward was hired as the club's administrative assistant. He was promoted to director of operations shortly after the team's arrival in Indianapolis in March 1984. Ward then was named vice president of administration in 1997. In addition to general administrative management, he served as the point person for the team on the design and construction of Lucas Oil Stadium. In 2012, Ward was named the development chair for the Indiana University Simon Comprehensive Cancer Center, a 42-person panel charged with raising money for one of the nation's leading cancer centers. In addition, he serves on the boards of USA Football, the Central Indiana Corporate Partnership and the Indianapolis Zoo. Ward also served as the team's liaison with the City of Indianapolis as it hosted its first ever Super Bowl (XLVI). He and his wife, Lena, have a daughter, Mady, and a son, Sam. Ward was born in New Orleans and was raised in Carmel, Calif.



DAN EMERSON

CHIEF LEGAL OFFICER

Dan Emerson has represented the Colts since March 1984, when the club moved to Indianapolis. He enters his seventh season as the team's chief legal officer after being named to the position in 2016. Prior to that, Emerson served four years as vice president and general counsel and nine years as general counsel. For nearly 35 years, he practiced law with the Indianapolis firm Bose McKinney & Evans, where he chaired the Employment Law and Sports & Entertainment Law groups and served on the firm's executive committee. After graduating from Macalester College, where Emerson played football and baseball, Emerson attended law school at Indiana University in Bloomington. He is a member of the Sports Lawyers Association, as well as the Indianapolis, Indiana, American, Federal, and Seventh Circuit bar associations, and is a past chairman of both the Indiana and Indianapolis Bar Associations' Labor & Employment Law sections. Emerson is listed in *Best Lawyers in America* and is a Distinguished Fellow of the Indianapolis Bar Foundation. He also is active in various community organizations and served as board chair of the Indiana Repertory Theatre. Born in Wichita Falls, Texas, Emerson resides near Indianapolis with his wife, Ginny. They have two daughters, Emily (married to Brian Ferris) and Ashley (married to Kevin Gilles), and six grandchildren, Riley Gilles, Caroline Gilles, Cameron Gilles, Reagan Ferris, Isla Ferris, and Maxwell Ferris.



DAN LUTHER

SPECIAL COUNSEL

Dan Luther enters his 21st season as special counsel to the Colts. Luther, a partner in the Chicago-based firm of Mayer Brown LLP, has represented Colts Owner & CEO Jim Irsay in legal matters since 1988 and represented the Colts in the negotiations that led to the construction of Lucas Oil Stadium. Luther was selected by his peers for inclusion in the 24th edition of *The Best Lawyers in America* for his work in sports law and trusts and estates. He was also named the *Best Lawyers' Chicago Sports Law* "Lawyer of the Year" in both 2018 and 2020. Luther graduated *magna cum laude* from Georgetown University with a bachelor's degree in government and economics and a subsequent law degree. He was raised in Sayreville, N.J. Luther and his wife, Cathy, have two adult children, Meg and Joe, and reside in River Forest, Ill.



EJ TOLENTINO

CHIEF FINANCIAL OFFICER

EJ Tolentino is in his third season with the Colts as chief financial officer. He joined the Colts with 20 years of experience providing audit, risk management, strategic planning and consulting services for private and public clients and organizations. Most recently, Tolentino was a principal with CliftonLarsonAllen, where he served as leader of the firm's financial services group, as well as the Colts' outside auditor for 14 years. He previously worked as a senior associate with KPMG. A Hoosier native, Tolentino is a graduate of the Indiana University Kelley School of Business and a licensed Certified Public Accountant. He and his wife, Mandi, have two children, Olivia and Drew.



ROGER VANDERSNICK

CHIEF SALES AND MARKETING OFFICER

Roger VanDerSnick enters his seventh season as the Colts' chief sales and marketing officer. An Indiana native, he came to the Colts with more than 30 years of experience in the sales and marketing field. VanDerSnick previously was with global sports marketing agency International Management Group (IMG), where he was the chief sales and marketing officer of IMG College. In addition to driving significant sales growth, he developed and implemented IMG College's national sales platform, designed a regional sales management structure for 90 universities and implemented a CRM sales management system for the 325-plus person sales and marketing organization. Before IMG, VanDerSnick held a variety of roles, most

recently as executive vice president and chief operating officer, with International Speedway Corporation, owner and operator of 12 speedways and 100-plus motorsports events every year. He previously was with NASCAR, last serving as vice president of marketing, where he participated in all strategic initiatives, sponsorship sales, marketing plans, media rights negotiations, licensing and new business initiatives. VanDerSnick began his career at Procter & Gamble and held a number of manufacturing roles before transitioning into marketing and running a number of businesses as brand manager. He graduated *cum laude* with a degree in mechanical engineering from Rose-Hulman Institute of Technology, where he also earned all-conference honors on the football team. A board member of the Indianapolis Chamber of Commerce and the 500 Festival, VanDerSnick has two daughters, Megan and Nicole, and resides in Indianapolis with his wife, Dawn.

COLTS ADMINISTRATION



Matthew Boothby
Vice President of
Information Technology



Steve Campbell
Vice President of
Communications &
External Affairs



Matt Conti
Vice President of
Football
Communications



Larry Hall
Vice President of
Special Projects &
Historical Affairs



Lindsey Hammond
Vice President of
Finance



**Dave
Knickerbocker**
Vice President of
Content & Production



Ryan Lobsiger
Vice President of
Corporate
Partnerships



Jasmine Park
Vice President of
People and Culture



**Stephanie
Pemberton**
Vice President of
Marketing



Charlie Sungho Shin
Vice President of Data
Strategy & Analytics



Jim Van Dam
Vice President of Ticket
Sales & Service

SHANE STEICHEN

HEAD COACH

JOINED COLTS: 2023

COACHING EXP: 14th year

COLLEGE: UNLV

HOMETOWN: Sacramento, Calif.



Shane Steichen was hired as head coach of the Indianapolis Colts on February 14, 2023. He has 13 years of coaching experience, including the last 12 seasons in the NFL.

Steichen served as the offensive coordinator of the Philadelphia Eagles the last two seasons and helped the team reach Super Bowl LVII in 2022.

During his two seasons as offensive coordinator, Steichen coordinated an offense that ranked first in the NFL in rushing yards per game (153.6), rushing yards (5,224) and rushing touchdowns (57) over that time frame. Philadelphia also ranked tied for first in fewest interceptions (19) and third in fourth down conversion percentage (58.92 percent). Additionally, the Eagles offense set new single-season franchise records in third down conversion percentage in back-to-back seasons.

In 2022, he guided a Philadelphia offense that finished in the top 10 in numerous categories, including yards per game (389.1 – third), points per game (28.1 – third), rushing yards per game (147.6 – fifth), passing yards per game (241.5 – ninth), fewest turnovers (19 – tied-fifth), first downs per game (22.6 – third), third down percentage (franchise-record 45.95 percent – fourth), fourth down percentage (68.75 percent – fourth), red zone percentage (67.80 percent – third), goal to go percentage (82.35 percent – fifth), points scored on their first offensive possession (62 – first) and plays of 10+ yards (253 – second). The Eagles were one of just two teams to finish in the top 10 in rushing yards per game and passing yards per game.

Steichen worked with quarterback Jalen Hurts, who set single-season career highs in every passing category, including completions (306), passing yards (3,701), passing touchdowns (22), completion percentage (66.5) and passer rating (101.5). Hurts also had a team high and single-season career-high 13 rushing touchdowns. He finished fourth in the NFL in passer rating and 10th in

passing yards.

Philadelphia was one of just two teams to have two 1,000-yard receivers (A.J. Brown and DeVonta Smith) as well as a 1,000-yard rusher (Miles Sanders). In his first season with Philadelphia, Brown established single-season career highs in receptions (88) and receiving yards (1,496), while tying his single-season career high in receiving touchdowns (11). Smith also had a career year as he caught 95 passes for 1,196 yards and seven touchdowns (all single-season career highs). Brown (fourth) and Smith (ninth) each ranked in the top 10 in receiving yards and Brown tied for third in receiving touchdowns. Sanders finished fifth in the league in rushing after registering 259 carries for 1,269 yards (4.9 avg.) and 11 touchdowns (all single-season career highs).



The Eagles led the NFL with eight total Pro Bowl selections in 2022, which included six on offense in Brown, Landon Dickerson, Hurts, Lane Johnson, Jason Kelce and Sanders. Additionally, Johnson (First Team), Kelce (First Team), Brown (Second Team) and Hurts (Second Team) each earned Associated Press All-Pro honors.

In his first season in Philadelphia, Steichen orchestrated the NFL's most productive rushing offense, as the Eagles led the league with a franchise-record 2,715 rushing yards. Philadelphia ranked fourth in third down percentage (then-team-record 45.7 percent), eighth in red zone percentage (62.3 percent) and fifth in fewest turnovers (16).

In 2021, Steichen was instrumental in the development of Hurts, who completed 265-of-432 passes for 3,144 yards with 16 touchdowns and nine interceptions for an 87.2 passer rating in his first season as a starter. Hurts also registered 784 rushing yards and 10 touchdowns. He became just the eighth quarterback in NFL history to register 3,000 passing yards and 750 rushing yards in a season. Hurts also became the youngest Eagles quarterback to ever start in a playoff game.

Smith, whom the team selected with the 10th overall pick of the 2021 NFL Draft, registered 64 receptions for 916 yards and five touchdowns. He set the franchise rookie record in receiving yards. Tight end Dallas Goedert totaled 56 receptions for 830 yards and four touchdowns. Goedert's 830 receiving yards were a single-season career high and ranked fifth in the league among tight ends. Steichen also helped Kelce (First Team) and Johnson (Second Team) each earn Associated Press All-Pro recognition. Kelce was also selected to the Pro Bowl.

Prior to Philadelphia, Steichen spent seven seasons (2014-20) with the Los Angeles/San Diego Chargers where he served as offensive coordinator (2020), interim offensive coordinator (2019), quarterbacks coach (2016-19) and offensive quality control/wide receivers (2014-15). The Chargers offense finished in the top 10 in passing yards per game in each of his seven years on the offensive staff, including the league's best in 2017.

In Steichen's first full season as the Chargers' offensive coordinator, Los Angeles finished in the top 10 in yards per game (382.1 – ninth), passing yards per game (270.6 – sixth), first downs per game (23.3 – sixth), third down percentage (44.2 percent – ninth) and fewest turnovers (16 – tied-fourth).

FROM 2020-21, THE EAGLES RANKED FIRST IN THE NFL IN RUSHING YARDS PER GAME (153.6), RUSHING YARDS (5,224) AND RUSHING TOUCHDOWNS (57).

In 2020, Steichen worked with quarterback Justin Herbert, whom the team selected with the sixth overall pick of the 2020 NFL Draft. The 2020 Associated Press Offensive Rookie of the Year completed 396-of-595 passes for 4,336 yards with 31 touchdowns and 10 interceptions for a 98.3 passer rating. Herbert set NFL rookie records in completions and passing touchdowns, while registering the second-most passing yards by a rookie in league history (Andrew Luck – 4,374). He finished in the top 10 in the league in completions (fourth), passing yards (sixth) and passing touchdowns (10th). Additionally, wide receiver Keenan Allen caught 100 passes for 992 yards and eight touchdowns en route to Pro Bowl honors.

Steichen assumed the Chargers' offensive coordinator duties in an interim capacity for the final eight games of the 2019 season. During his tenure as play caller, the unit ranked fifth in the league in total yards per game (384.3), sixth in passing yards per game (272.1) and seventh in third down percentage (42.7 percent).

Prior to becoming offensive coordinator, Steichen was the Chargers' quarterbacks coach from 2016-19 and worked with former Colts quarterback Philip Rivers. Over those four seasons, Rivers ranked second in passing yards (17,824), fourth in completions (1,446) and fourth in touchdown passes (116). He was selected to three consecutive Pro Bowls from 2016-18.

As the league's top ranked passing offense in 2017 (276.9 yards per game), Rivers completed 360-of-575 passes for 4,515 yards with 28 touchdowns and 10 interceptions for a 96.0 passer rating. In 2016, Rivers registered the second-most passing touchdowns of his career (33) while completing 349-of-578 passes for 4,386 yards.

From 2014-15, Steichen served as an offensive quality control coach for the Chargers and worked primarily with the wide receivers. In 2015, Allen played in the first eight games of the season and caught 67 passes for 725 yards and four touchdowns before being placed on the team's season-ending Injured Reserve list. In 2014, San Diego had four players, including three wide receivers (Allen, Eddie Royal and Malcom Floyd), reach 50+ receptions for just the fourth time in team history.

In 2013, Steichen assisted the quarterbacks as an offensive quality control coach with the Cleveland Browns. Despite multiple injuries at the position, the Browns had three starting quarterbacks (Jason Campbell, Brian Hoyer and Brandon Weeden) each post 300-yard passing performances for the first time in franchise history (sixth instance in NFL history).

STEICHEN SPENT SEVEN SEASONS (2014-20) WITH THE LOS ANGELES/SAN DIEGO CHARGERS. THE CHARGERS OFFENSE FINISHED IN THE TOP 10 IN PASSING YARDS PER GAME IN EACH OF HIS SEVEN YEARS ON THE OFFENSIVE STAFF, INCLUDING THE LEAGUE'S BEST IN 2017 (276.9).

Steichen began his NFL career as a defensive assistant with the Chargers (2011-12) after spending one season as a full-time offensive assistant at Louisville (2010). He also served as an offensive graduate assistant (2008-09) and student graduate assistant (2007) at his alma mater, UNLV.

As a four-year letterman (2003-06) at quarterback for the Rebels, Steichen left as the school's 12th all-time leading passer with 2,755 yards and 22 touchdowns. He also registered 399 rushing yards and five touchdowns.

A native of Sacramento, Calif., Steichen earned his degree in journalism and media studies from UNLV. He attended Oak Ridge High School in El Dorado Hills, Calif., and earned area MVP honors from the *Sacramento Bee* after leading his squad to a conference sectional title in 2002.

Steichen and his wife, Nina, have a son, Hudson, and a daughter, Stella. Steichen's older brother, Sean, was a punter at Boise State.

FRANCHISE RECORD IN CONSECUTIVE YEARS

With **Steichen** coordinating the offense, the Eagles set single-season franchise records in third down conversion percentage in back-to-back years (2021-22).

2022 45.9%

2021 45.7%

2019 45.4%

1981 44.4%

2014 43.5%

COACHING CAREER

| | | |
|------------------|--------------------------------|--|
| 2010 | Louisville | Offensive Assistant |
| 2011-2012 | San Diego Chargers | Defensive Assistant |
| 2013 | Cleveland Browns | Offensive Quality Control/ Quarterbacks |
| 2014-2015 | San Diego Chargers | Offensive Quality Control/ Wide Receivers |
| 2016-2019 | San Diego/Los Angeles Chargers | Quarterbacks |
| 2019 | Los Angeles Chargers | Interim Offensive Coordinator |
| 2020 | Los Angeles Chargers | Offensive Coordinator |
| 2021-2022 | Philadelphia Eagles | Offensive Coordinator |
| 2023 | Indianapolis Colts | Head Coach |

COLTS COACHING HISTORY

REGULAR SEASON AND POSTSEASON

| HEAD COACH | YEARS | RECORD | ASSISTANTS |
|-------------------------------|---------|---------|---|
| Cecil Isbell | 1947-49 | 9-22-1 | N. Campofreda; D. Edmunds; A. Hewlitt; J. Hunt; J. Taylor (1947); T. Stidman (1947-48); L. Defilippo (1948); B. Conkright; W. Driskill; M. Michalske; C. O'Rourke (1949) |
| *1 Walter Driskill | 1949 | 1-7 | J. Hunt; W. Millner; R. Pirro |
| Clem Crowe | 1950 | 1-11 | |
| Keith Molesworth | 1953 | 3-9 | O. Douglas; R. Richards; N. Wasyluk |
| Weeb Ewbank | 1954-62 | 61-52-1 | R. Murphy; J. Thomas (1954); F. Cumiskey; C. Winner (1954-62); T. Hughes (1955); F. Lauterbur (1955-56); H. Ball (1956-62); J. Bridgers; B. Shaw (1957-58); D. McCafferty; J. Sandusky (1959-62) |
| Don Shula | 1963-69 | 73-26-4 | G. Marchetti; J. Mutscheller; B. Pellington (1963); C. Winner (1963-65); D. McCafferty; J. Sandusky (1963-69); B. Arnsparger; D. Bielski (1964-69); C. Noll (1966-68); B. Boyd (1969) |
| Don McCafferty | 1970-72 | 26-11-1 | L. Rymkus (1970); D. Bielski; B. Boyd; H. Bullough; J. Idzik; |
| *2 John Sandusky | 1972 | 4-5 | J. Sandusky (1970-72); B. (Red) Miller (1971-72) |
| Howard Schnellenberger | 1973-74 | 4-13 | R. Callahan; B. Franklin; D. Voris (1973); P. McCulley; G. Sefcik; G. Young (1973-74); D. Doll; F. Lauterbur; |
| *3 Joe Thomas | 1974 | 2-9 | J. Smith (1974) |
| Ted Marchibroda | 1975-79 | 41-36 | P. McCulley; J. Smith (1975-76); F. Lauterbur (1975-77); W. Dovell (1975-78); M. Baughan; G. Boutselis (1975-79); D. Bielski; E. Khayat (1977-79); R. Hawkins (1978); J. Symank; E. Zwahlen (1979) |
| Mike McCormack | 1980-81 | 9-23 | D. Bielski; G. Boutselis; J. Idzik; E. Khayat; J. Symank; J. Vitt; C. Weber; R. Wietecha (1980-81); B. Boyd; C. Powers (1981) |
| Frank Kush | 1982-84 | 11-28-1 | B. Carson (1982); B. Valsente (1982-83); Z. Bratkowski; G. Cunningham; H. Hunter; R. Mann; R. Theder; R. Venturi; M. Westhoff (1982-84); G. Catavolos (1984) |
| *4 Hal Hunter | 1984 | 0-1 | |
| Rod Dowhower | 1985-86 | 5-24 | S. Sidwell (1985); J. Becker; G. Catavolos; G. Hill; T. Lovat; B. Matthews; C. Myers; K. Rowen; R. Venturi; T. Zupancic; J. Marshall (1986) |
| *5 Ron Meyer | 1986 | 3-0 | |
| Ron Meyer | 1987-91 | 33-36 | J. Becker; G. Hill; T. Lovat; J. Marshall; C. Myers; K. Rowen (1987-88); L. Burtnett; G. Catavolos; R. Venturi; T. Zupancic; G. Briner (1989); L. Kennan; D. Scarnecchia (1989-90); M. Jackson; B. Muir; B. Seely (1989-91); D. Ahrens; S. Croom; S. Furness (1991) |
| *6 Rick Venturi | 1991 | 1-10 | |
| Ted Marchibroda | 1992-95 | 32-35 | A. Gibbs (1992); G. Catavolos; D. Painter; F. Peay; J. Robertson; B. Seely; R. Venturi (1992-93); N. Nicolau (1992-94); R. Blackledge; G. Huey; T. Zupancic; F. Bruney (1993-95); T. Batta; G. Blache; J. Johnson; H. Kuhlmann; J. Robinson; P. Thomas; V. Tobin (1994-95); L. Infante (1995) |
| Lindy Infante | 1996-97 | 12-21 | F. Bruney (1996); T. Batta; G. Blache; R. Blackledge; C. Bresnahan; C. Davis; B. Geis; G. Huey; J. Johnson; H. Kuhlmann; J. Robinson; P. Thomas; T. Zupancic; J. Robertson (1997) |
| Jim Mora | 1998-01 | 32-34 | G. Blache; R. Tillman; T. Zupancic (1998); B. Arians (1998-00); G. Catavolos; G. Huey; T. Marciano; T. Moore; H. Mudd; M. Murphy; J. Norvell; J. Pagano; K. Spencer; J. Torine (1998-01); V. Fangio; T. Grantham (1999-01); R. Howell (2000-01); J. Hufnagel (2001) |

| | | | |
|-------------------------|---------|----------------------------------|---|
| Tony Dungy | 2002-08 | 92-33 | C. Foerster (2002-03); D. Reynolds (2002-06); J. Caldwell; C. Christensen; R. Howell; G. Huey; R. Meeks; T. Moore; H. Mudd; M. Murphy; R. Purnell; J. Teerlinck; R. Thomas; J. Torine; A. Williams (2002-07); P. Metzelaars (2004-08); L. Frazier (2005-06); R. Perry; B. Teerlinck; C. Woods (2007-08); F. Reich (2008) |
| Jim Caldwell | 2009-11 | 28-24 | H. Mudd (2009); G. Huey; T. Moore (2009-10); C. Christensen; L. Coyer; R. Howell; P. Metzelaars; M. Murphy; R. Perry; F. Reich; R. Rychleski; B. Teerlinck; J. Teerlinck; R. Thomas; J. Torine; A. Williams (2009-11); J.B. Cooter; R. Prince; R. Turner (2010-11); D. Fitzsimmons; D. Walker (2011) |
| Chuck Pagano | 2012-17 | 56-46 | R. Anderson (2012-15); B. Arians (2012); T. Berbenich (2013-17); J. Bettcher (2012); B. Boyer (2012-15); C. Christensen (2012-15); R. Chudzinski (2014-17); M. Drayton (2016-17); G. Emanuel; J. FitzGerald (2012-15); J. Gilbert; M. Gillhamer (2012-15); F. Giufre; H. Goodwin (2012); P. Hamilton (2013-15); J. Herrmann (2016-17); J. Hostler (2015-17); R. Howell; L. Hull (2016); H. Hunter (2013-15); D. Krein (2016-17); S. Lal (2017); M. Maalouf (2012); G. Manusky (2012-15); R. Marandino (2012-15); R. Mathis (2017); T. McMahon (2013-17); T. Monachino (2016-17); J. Philbin (2016-17); R. Podell (2017); J. Popovich (2017); A. Roberts (2012-15); B. Schottenheimer (2016-17); J. Singleton (2016-17); S. Terlecky (2016-17); D. Walker (2012-14); B. White; C. Williams (2012-15); G. Williams (2016-17) |
| *7 Bruce Arians | 2012 | 9-3 (Wins credited to Pagano) | |
| Frank Reich | 2018-22 | 40-33-1 | K. Adams (2019-22); B. Baker (2020-21); D. Borgonzi (2018-21); T. Boyles (2020-22); G. Bradley (2022); M. Brady (2018-22); B. Bratton (2022); D. DeGuglielmo (2018); M. Eberflus (2018-21); Z. Fakes (2019-22); P. Frazier; J. Fox (2022); J. Gannon (2018-20); M. Groh (2020-21); J. Hastings (2021-22); R. Howell; B. Johnson (2018); J. Johnson (2019-21); R. Jones; C. June (2022); S. Khym (2022); N. Landry (2021); T. Manning (2018); R. Mathis (2018); K. Mawae (2021-22); D. McKenney; J. Michael (2019-20); S. Milanovich (2021-22); R. Milus (2022); M. Mitchell (2022); S. Montgomery (2021-22); N. Ollie (2022); D. Overstreet II (2018-21); K. Patullo (2018-20); M. Phair (2018-19); R. Podell (2018-20); M. Raich (2020-22); T. Rathman (2018-20); F. Ross (2018-20); J. Rowe (2021); N. Sirianni (2018-20); R. Smith (2022); C. Strausser (2019-22); P. Taylor (2021); G. Twynier (2018-19); B. Ventrone; R. Wayne (2022); A. Williams (2018-21) |
| *8 Jeff Saturday | 2022 | 1-7 | |
| Shane Steichen | 2023 | 0-0 | G. Bradley; B. Bratton; J. Cooter; Z. Fakes; C. Gelman; J. Hastings; R. Howell; T. Ingels; B. Jackson; R. Jones; C. June; S. Khym; T. Manning; B. Mason; P. McCollum; D. McKenney; R. Milus; M. Mitchell; N. Ollie; M. Raich; D. Smith; R. Smith; T. Sparano Jr.; C. Turner; C. Watt; R. Wayne |

*1 Succeeded Isbell for last eight games

*2 Succeeded McCafferty for last nine games

*3 Succeeded Schnellenberger for last 11 games

*4 Succeeded Kush for last game

*5 Succeeded Dowhower for last three games

*6 Succeeded Meyer for last 11 games

*7 Filled in for an ill Pagano for 12 games (Weeks 5-16)

*8 Succeeded Reich for last eight games

COACHING STAFF



GUS BRADLEY

DEFENSIVE COORDINATOR

JOINED COLTS: 2022

COACHING EXP: 34th year

COLLEGE: North Dakota State

HOMETOWN: Zumbrota, Minn.



- Enters his second season as defensive coordinator for the Colts. Has 33 years of coaching experience, including the last 17 seasons in the NFL.
- In 2022, he guided a defense that finished the season in the top 10 in the league in sacks (44 – tied-10th), tackles for loss (91 – fifth), forced fumbles (13 – tied-eighth) and fumble recoveries (11 – tied-fourth). It was the most sacks by the franchise in a single season since 2005.
- Spent one season as the defensive coordinator with the Las Vegas Raiders (2021) after spending four seasons in the same role with the Los Angeles Chargers (2017-20).
- From 2017-20, his defensive unit ranked in the top 10 in pass defense each season and in total defense for three consecutive seasons (2018-20).
- Prior to Los Angeles, he served as the head coach with the Jacksonville Jaguars (2013-16), the defensive coordinator for the Seattle Seahawks (2009-2012) and served in various roles with the Tampa Bay Buccaneers (2006-08).
- Preceding his NFL coaching career, he spent 12 seasons (1996-2005, 1990-91) at North Dakota State and four years at Fort Lewis College (1992-95).
- Was a safety and punter at North Dakota State from 1984-88. He helped the Bison win NCAA Division II Football Championships in 1985, 1987 and 1988, while garnering Academic All-North Central Conference honors four times.

JIM BOB COOTER

OFFENSIVE COORDINATOR

JOINED COLTS: 2023

COACHING EXP: 16th year

COLLEGE: Tennessee

HOMETOWN: Fayetteville, Tenn.



- He rejoins the Colts in 2023 as the team's offensive coordinator after previously serving three seasons (2009-2011) as an offensive assistant in Indianapolis. He has 15 years of coaching experience, including the last 13 seasons in the NFL.
- Served as passing game coordinator with the Jacksonville Jaguars in 2022. The Jaguars offense finished in the top 10 in yards per game (357.4 – 10th), passing yards per game (232.9 – 10th), fewest sacks allowed (28 – fifth), third down percentage (41.86 – ninth) and points per game (23.8 – 10th).
- Prior to Jacksonville, Cooter was a coaching consultant with the Philadelphia Eagles in 2021.
- He was the running backs coach for the New York Jets for two seasons (2019-20), where he worked with former Colts running back Frank Gore.
- Prior to New York, he spent five seasons with the Detroit Lions as offensive coordinator (2015-18) and quarterbacks coach (2014-15).
- Served as an offensive assistant with the Denver Broncos for one season (2013) after working as an offensive quality control coach in 2012 with the Kansas City Chiefs.
- Began his NFL coaching career in Indianapolis as an offensive assistant from 2009-2011 and helped the team earn a Super Bowl XLIV appearance.
- A former quarterback (2002-06) at the University of Tennessee, Cooter began his coaching career at his alma mater as a graduate assistant from 2007-08.

BRIAN MASON


SPECIAL TEAMS COORDINATOR

JOINED COLTS: 2023

COACHING EXP: 14th year

COLLEGE: Denison

HOMETOWN: Zionsville, Ind.



- Enters his first season with the Colts as the team's special teams coordinator. He has 13 years of collegiate coaching experience.
- Spent the 2022 season as Notre Dame's special teams coordinator and was named the *FootballScoop* Special Teams Coordinator of the Year after the Fighting Irish special teams unit tallied seven blocked punts, which tied for first in the nation.
- Prior to Notre Dame, he spent five seasons at Cincinnati as the special teams coordinator (2018-21) and director of recruiting (2017).
- In 2021, he was a finalist for the Special Teams Coordinator of the Year by *FootballScoop* after he helped guide the team to an undefeated regular season and reach the College Football Playoff Semifinals.
- Prior to joining Cincinnati, Mason served as a graduate assistant at Ohio State (2015-16), Purdue (2013-14) and Kent State (2012).
- Attended Denison University and played running back for two seasons (2005-06) before suffering an injury and transitioning into a student assistant role his last two years (2006-07).



COACHING STAFF



MICHAEL BLAZEJOWSKI

**ASSISTANT SPORTS SCIENCE/
ANALYTICS**

JOINED COLTS: 2022
COACHING EXP: 4th year
COLLEGE: Springfield College
HOMETOWN: Palmer, Mass.



- Enters his second season with the Colts and his first as assistant sports science/analytics.
- Previously served as a graduate assistant at Springfield College (2021).
- Has completed internships with University of Tennessee (2021), Minnesota (2020), Vanderbilt (2019) and the University of Massachusetts (2018). Also briefly spent time with the DC Defenders in 2020.
- Played long snapper at Springfield College from 2017-2020.
- Graduated from Springfield with a degree in exercise science and a master's in strength and conditioning. Is CSCS, USAW and FMS certified.

BRIAN BRATTON

**OFFENSIVE QUALITY CONTROL -
WIDE RECEIVERS**

JOINED COLTS: 2022
COACHING EXP: 11th year
COLLEGE: Furman
HOMETOWN: Martinez, Ga.




- Enters his second season with the Colts and his first as offensive quality control coach - wide receivers. He served as Indianapolis' offensive quality control coach in 2021. Has 10 years of coaching experience.
- Spent seven seasons at his alma mater, Furman, in a variety of roles, including passing game coordinator/wide receivers coach (2021), special teams coordinator/wide receivers coach (2016-20) and wide receivers coach (2015).
- Participated in the Bill Walsh Diversity Coaching Fellowship with the Los Angeles Chargers (2019) and Baltimore Ravens (2017).
- Began his coaching career as the wide receivers coach/special teams coordinator at North Greenville University (2013-14).
- Played six seasons (2007-2012) in the Canadian Football League with the Montreal Alouettes and caught 263 passes for 3,127 yards and 23 touchdowns. Named the league's 2012 Tom Pate Award winner.

ZANE FAKES

**STRENGTH AND CONDITIONING
ASSISTANT**

JOINED COLTS: 2018
COACHING EXP: 6th year
COLLEGE: Ball State
HOMETOWN: Plainfield, Ind.



- Enters his sixth season with the Colts and his fifth as the club's strength and conditioning assistant. He assists with all aspects of sports performance and the strength and conditioning program.
- Before Indianapolis, served as a strength and conditioning graduate assistant at his alma mater, Ball State, from 2015-17.
- Played tight end for five years (2009-2013) at Ball State and totaled 130 receptions for 1,185 yards and nine touchdowns. Earned First Team All-MAC twice (2012, 2013) and Capital One First Team Academic All-America honors in 2013.
- Graduated from Ball State with a degree in exercise science and a master's in sport administration. Is CSCS, USAW and FMS certified.

JOE HASTINGS

ASSISTANT SPECIAL TEAMS

JOINED COLTS: 2021
COACHING EXP: 8th year
COLLEGE: Washburn
HOMETOWN: Wichita, Kan.



- Is in his third season with the Colts as assistant special teams coach. Has seven years of coaching experience as well as two seasons in player personnel.
- In 2022, the Colts led the NFL in kickoff return average (27.8) and the unit finished fifth in the NFL in average starting field position after a kickoff (24.6). Assisted a special teams unit in 2021 that was named second-best in the NFL in Rick Gosselin's annual report.
- Spent six seasons in the collegiate ranks with Mississippi (2020), Indiana State (2018-19) and Michigan (2015-17).
- Started his post-playing career working in pro personnel with the Philadelphia Eagles in 2014.

- Played three seasons in the NFL with the Miami Dolphins (2013) and San Francisco 49ers (2011-13).
- Competed in 34 games at Washburn University (2005-2010) and accumulated 119 receptions for 2,033 yards and 17 touchdowns. He was inducted into the school's Athletic Hall of Fame in 2021.



COACHING STAFF



RICHARD HOWELL

HEAD STRENGTH AND CONDITIONING

JOINED COLTS: 2000
COACHING EXP: 30th year
COLLEGE: Davidson
HOMETOWN: Bladenboro, N.C.




- Is in his 24th season on the Colts strength staff and his sixth as head strength and conditioning coach.
- Also assisted in coordinating player development programs, one of which was honored by the NFL in 2009 as the league's Outstanding Financial Education Program.
- Previously served as a graduate assistant at the University of North Carolina and was the head strength and conditioning coach for the Barcelona Dragons of NFL Europe in 1999.
- Started his coaching career as an assistant coach at his alma mater, Davidson, from 1994-98 and spent the summer of 1997 as an intern in the Carolina Panthers scouting department.
- Played quarterback at Davidson (1990-93) and was a senior team captain.

TJ INGELS

ASSISTANT TO THE HEAD COACH

JOINED COLTS: 2023
COACHING EXP: 1st year
COLLEGE: Wisconsin
HOMETOWN: Sheboygan, Wis.



- Enters his first season with the Colts as assistant to the head coach. He has 10 years of football operations experience at the collegiate level.
- Most recently, Ingels served as the director of football operations at his alma mater, Wisconsin, for the last eight seasons (2015-22). He was responsible for coordinating the day-to-day operation of the Badgers football program.
- In 2014, Ingels was the director of football operations at the University of Pittsburgh, where he worked under former Wisconsin Head Coach Paul Chryst.
- Prior to Pittsburgh, Ingels served as an offensive graduate assistant at North Carolina State in 2013, eventually earning the title of director of recruiting operations for the Wolfpack.
- Spent two seasons (2011-12) with the San Francisco 49ers as an equipment intern.

BRENT JACKSON

DEFENSIVE QUALITY CONTROL

JOINED COLTS: 2022
COACHING EXP: 9th year
COLLEGE: Louisiana
HOMETOWN: Lafayette, La.




- Enters his second season with the Colts and his first as defensive quality control coach. In 2022, he served as one of two inaugural Tony Dungy Diversity Coaching Fellows.
- Prior to Indianapolis, Jackson was a graduate assistant working with the defensive backs at Oregon after serving in the same role at Auburn in 2021.
- Spent two years at Illinois as a defensive analyst (2020) and graduate assistant working with the defensive backs (2019).
- Coached four seasons at his alma mater, Louisiana, as a defensive analyst (2018) and defensive student assistant (2015-17).
- Earned his master's of kinesiology in sport management from LSU (2020) and a bachelor's of kinesiology in sport management from Louisiana (2018).

RUSTY JONES

DIRECTOR OF SPORTS PERFORMANCE

JOINED COLTS: 2018
COACHING EXP: 42nd year
COLLEGE: Springfield College
HOMETOWN: Berwick, Maine



- Is in his sixth season with the Colts as director of sports performance. Has 33 years of NFL experience with the Colts (2018-22), Bears (2005-2012) and Bills (1985-2004).
- Was named the recipient of the 2016 NFL Strength and Conditioning Lifetime Achievement award.
- Was named the 2006 National Professional Strength and Conditioning Coach of the Year by the Professional Football Strength and Conditioning Coaches Society in February of 2007.
- One of the most well-respected strength, conditioning and nutrition experts in the business. His philosophy focuses on specific nutritional and workout programs for each player to maximize performance and maintain health.



COACHING STAFF



CATO JUNE

ASSISTANT LINEBACKERS

JOINED COLTS: 2022
COACHING EXP: 13th year
COLLEGE: Michigan
HOMETOWN: Washington, DC



- Enters his second season with the Colts as assistant linebackers coach.
- In 2022, June worked with Zaire Franklin, who set the single-season franchise tackle record (166) and finished fourth in the NFL in tackles.
- Prior to Indianapolis, he coached at the collegiate level at Bowling Green (2021), Massachusetts (2020) and Howard (2016-19).
- Started his coaching career at the high school level at Anacostia (Washington, DC) High School (2011-14) and also served as the head coach at Charles Herbert Flowers (Md.) High School for one season (2015).
- Played seven seasons in the NFL with the Bears (2009), Buccaneers (2007-08) and Colts (2003-06) and compiled 490 tackles (343 solo), 3.0 tackles for loss, 1.0 sack, 26 passes defended, 12 interceptions (two returned for touchdowns), three forced fumbles and three fumble recoveries.
- Named AP Second Team All-Pro and a Pro Bowl selection in 2005.
- Selected by the Colts in the sixth round (198th overall) of the 2003 NFL Draft.

SAM KHYM

FUNCTIONAL MOVEMENT THERAPIST/
CONDITIONING

JOINED COLTS: 2022
COACHING EXP: 2nd year
COLLEGE: Michigan
HOMETOWN: Ardsley, N.Y.



- Enters his second season with the Colts as functional movement therapist/conditioning. He previously served as a summer intern for the Colts' sports medicine department prior to the 2021 season.
- Before Indianapolis, he completed two seasons as a graduate athletic training student with the University of Virginia football team (2020-21) where he also received his master's of science in athletic training.
- Prior to Virginia, he attended Columbia University (2017-2020) and received his Doctorate in Physical Therapy (DPT).
- Worked as a student manager with the Michigan football team (2015-2017).
- He is a certified physical therapist, a certified athletic trainer and a certified strength and conditioning specialist.

TOM MANNING

TIGHT ENDS

JOINED COLTS: 2023
COACHING EXP: 18th year
COLLEGE: Mount Union
HOMETOWN: Youngstown, Ohio



- Rejoins the Colts in 2023 as tight ends coach after serving in the same capacity for the team in 2018. Has 17 years of coaching experience, including 15 seasons at the collegiate level.
- He is a three-time Broyles Award (nation's top assistant) semifinalist.
- Served as the offensive coordinator (2021-22), offensive coordinator/tight ends (2020) and offensive coordinator/running backs (2019) at Iowa State. The Cyclones broke the school record for total offense (444.3) in school history in 2019 and followed it up with the second-best scoring offense (32.9) in program history in 2020.
- With Indianapolis in 2018, he led a Colts tight ends group that set a single-season franchise record with 21 touchdown receptions.
- From 2016-17, Manning was the offensive coordinator/offensive line coach at Iowa State after spending time at Toledo (2009-2010, 2012-15), Mount Union (2011) and Emory & Henry (Va.) College (2007-08).
- Began his coaching career at Massillon Jackson (Ohio) High School in 2006.

PAYTON McCOLLUM

DEFENSIVE ASSISTANT

JOINED COLTS: 2023
COACHING EXP: 9th year
COLLEGE: Catawba College
HOMETOWN: Winston Salem, N.C.



- Enters his first season with the Colts as defensive assistant. He comes to Indianapolis with eight years of coaching experience, including two in the NFL.
- In 2022, he served as an offensive analyst with Eastern Michigan.
- Worked as the quarterbacks coach at the University of Washington for two seasons (2020-21).
- Spent one season at North Carolina Central University (2019) after serving as an analyst at North Carolina during the 2018 season.
- Began his NFL coaching career as an offensive coaching assistant for two seasons with the Detroit Lions (2016-17). Worked primarily with the wide receivers and also assisted the offensive staff with cut-ups, weekly film breakdown and compiling the offensive playbook.




COACHING STAFF



DOUG McKENNEY

**APPLIED SPORTS SCIENCE/
CONDITIONING**

JOINED COLTS: 2018
COACHING EXP: 36th year
COLLEGE: Springfield College
HOMETOWN: Dover, N.H.




- Is in his sixth season with the Colts and his third as applied sports science/conditioning. He has over 30 years of coaching experience in the NHL with the Buffalo Sabres, Hartford Whalers and Pittsburgh Penguins.
- Was named the first full-time head strength & conditioning coach in the NHL when he joined the Penguins in 1985.
- Served as a founding coach/sports performance specialist – strength & conditioning coach at CoachMePlus. He worked with sports performance programs across professional leagues to discuss programs and offer advice.
- In July of 1995, was named the first-ever head strength & conditioning coach of the Sabres and held that position until 2015.
- Earned a master's degree from Mississippi State and a bachelor's from Springfield College.

RON MILUS

DEFENSIVE BACKS

JOINED COLTS: 2022
COACHING EXP: 33rd year
COLLEGE: Washington
HOMETOWN: Tacoma, Wash.



- Enters his second season with the Colts as defensive backs coach. Has 32 years of coaching experience, including 23 seasons in the NFL.
- In 2022, Indianapolis finished the season in the top 10 in the league in third down percentage (37.95 – 10th) and opponent three-and-out percentage (22.3 – eighth).
- Spent the 2021 season as defensive backs coach for the Las Vegas Raiders.
- Worked for the Chargers for eight seasons coaching the defensive backs (2017-20) and secondary (2013-16).
- Prior to the Chargers, Milus worked for the Broncos (2011-12, 2000-02), Panthers (2009-2010), Rams (2006-08), Giants (2004-05) and Cardinals (2003).
- Started his coaching career at the collegiate level with Texas A&M (1999) and his alma mater, Washington (1991-98).

MIKE MITCHELL

ASSISTANT DEFENSIVE BACKS

JOINED COLTS: 2022
COACHING EXP: 2nd year
COLLEGE: Ohio
HOMETOWN: Fort Thomas, Ky.



- Enters his second season with Indianapolis as assistant defensive backs coach. In 2022, Indianapolis finished the season in the top 10 in the league in opponent third down percentage (37.95 – 10th) and three-and-out percentage (22.3 – eighth).
- Had a 10-year playing career with the Colts (2018), Pittsburgh Steelers (2014-17), Carolina Panthers (2013) and Oakland Raiders (2009-2012).
- Finished his career with 492 tackles (359 solo), 13.0 tackles for loss, 7.0 sacks, 42 passes defended, 11 interceptions, nine forced fumbles, eight fumble recoveries and 22 special teams stops.
- Collegiately, he played at Ohio (2005-08) and tallied 212 tackles (127 solo), 14.5 tackles for loss, 3.0 sacks, 13 passes defended, seven interceptions, five forced fumbles and one fumble recovery.
- Attended Highlands High School in Fort Thomas, Ky. and helped the team win the 2004 state championship.

NATE OLLIE

DEFENSIVE LINE

JOINED COLTS: 2022
COACHING EXP: 10th year
COLLEGE: Ball State
HOMETOWN: Chicago, Ill.



- Enters his second season as defensive line coach. Has nine years of coaching experience, including the last four seasons in the NFL.
- In his first season in Indianapolis, the Colts finished in the top 10 in the league in tackles for loss (91 – fifth), sacks (44 – tied-10th), forced fumbles (13 – tied-eighth) and opponent negative plays (31 – fifth). It was the most sacks by the franchise in a single season since 2005.
- In 2021, he served as the assistant defensive line coach for the New York Jets.
- Prior to New York, he was with Philadelphia for two seasons as their assistant defensive line coach (2019-20).
- Before entering the NFL ranks, Ollie coached collegiately at Eastern Kentucky (2018) and Tennessee (2015-17).
- Played at Ball State (2010-13) and was a three-time All-MAC selection.



COACHING STAFF



MATT RAICH

ASSISTANT DEFENSIVE LINE

JOINED COLTS: 2020
COACHING EXP: 28th year
COLLEGE: Westminster College
HOMETOWN: Monaca, Pa.



- Enters his fourth season with the Colts and his second as assistant defensive line coach. He previously served as special defensive assistant/assistant defensive line coach (2019-20). Has 27 years of coaching experience and was with the St. Louis BattleHawks of the XFL in 2020.
- Has 20 years of NFL experience with Indianapolis (2019-22), Cincinnati (2018), Detroit (2014-17), Arizona (2007-2012) and Pittsburgh (2002-06).
- In 2020, he worked with DeForest Buckner, who earned Associated Press First Team All-Pro honors and set the single-season franchise record for most sacks by a defensive tackle (9.5).
- From 2014-17, the Lions defense ranked in the top-10 in the NFL in yards per game allowed and rushing yards per game allowed.
- Served as an offensive assistant with the Steelers and was a member of Pittsburgh's Super Bowl XL championship team.
- Has 10 years of collegiate coaching experience at Westminster College (1993-94), Robert Morris (1996-98, 2000-02), Glenville State (1999) and Duquesne (2013).

DEANDRE SMITH

RUNNING BACKS

JOINED COLTS: 2023
COACHING EXP: 24th year
COLLEGE: Southwest Missouri State
HOMETOWN: St. Louis, Mo.



- Enters his first season with the Colts as running backs coach. Has 23 years of coaching experience, including one season in the NFL.
- Spent the 2022 season as the New York Giants running backs coach and worked with Saquon Barkley, who earned his second career Pro Bowl selection after he tallied 295 carries for a single-season career-high 1,312 yards and 10 touchdowns.
- Served as the running backs coach at Texas Tech (2019-21), Utah State (2018), North Carolina (2017), Purdue (2016), Syracuse (2013-15), New Mexico (2008, 2012), Illinois (2010-11) and UNLV (2009).
- Worked as assistant head coach/running backs coach at Miami of Ohio (2005-07), running backs/assistant special teams coach at Northern Illinois (2001-04) and offensive coordinator/quarterbacks coach at Indiana State (1999-2000).

- As a player, Smith was a four-year letterwinner at quarterback for Southwest Missouri State.

RICHARD SMITH

LINEBACKERS/RUN GAME COORDINATOR

JOINED COLTS: 2022
COACHING EXP: 45th year
COLLEGE: Fresno State
HOMETOWN: Los Angeles, Calif.



- Enter his second season with the Colts and his first as linebackers/run game coordinator. Has 44 years of coaching experience, including 35 seasons in the NFL. In 2022, Smith worked with Zaire Franklin, who set the single-season franchise tackle record (166) and finished fourth in the NFL in tackles.
- Has coached in the NFL in a variety of roles with the Las Vegas Raiders (2021), Los Angeles Chargers (2017-20), Atlanta Falcons (2015-16), Denver Broncos (1993-96, 2011-14), Carolina Panthers (2009-2010), Houston Texans (2006-08), Miami Dolphins (2005), Detroit Lions (2003-04), San Francisco 49ers (1997-2002) and Houston Oilers (1988-1992).
- Prior to entering the NFL ranks, he coached collegiately at Arizona (1987), California (1984-86), Cal State Fullerton (1981-83) and Rio Hondo Junior College (1979-1980).

- Played at Fresno State for one season (1977) after he competed at Rio Hondo for two years (1975-76).

TONY SPARANO JR.

OFFENSIVE LINE

JOINED COLTS: 2023
COACHING EXP: 14th year
COLLEGE: Albany
HOMETOWN: New Haven, Conn.



- Enters his first season as the Colts offensive line coach. Has 13 years of coaching experience, including the last 12 seasons in the NFL.
- In 2022, Sparano Jr. served as the assistant offensive line coach for the New York Giants. He worked with a Giants offense that finished in the top 10 in the NFL in rushing yards per game (148.2 – fourth) and first downs per game (20.7 – tied-seventh).
- Prior to New York, he served as assistant offensive line coach for the Carolina Panthers (2021) and Jacksonville Jaguars (2017-20).
- Was the tight ends coach for the Buffalo Bills for two seasons (2015-16) after spending time with the New York Jets (2012-14) and Miami Dolphins (2011).
- Began his coaching career in 2010 as assistant defensive line coach for the Hartford Colonials of the United Football League.



COACHING STAFF



CAM TURNER

QUARTERBACKS

JOINED COLTS: 2023
COACHING EXP: 14th year
COLLEGE: The Citadel
HOMETOWN: Libertyville, Ill.



- Enters his first season with the Colts as the team's quarterbacks coach. Has 13 years of coaching experience, including 10 seasons in the NFL.
- Worked with the Arizona Cardinals the past five seasons in a variety of roles, including co-pass game coordinator/quarterbacks coach (2022), quarterbacks coach (2021), offensive assistant/assistant quarterbacks (2019-20) and offensive assistant (2018).
- Prior to Arizona, Turner coached with the Carolina Panthers as their assistant quarterbacks coach (2017) and assistant wide receivers coach (2015-16).
- Got his start in the NFL as the assistant to the head coach for the Minnesota Vikings for two seasons (2011-12).
- A former quarterback and wide receiver at The Citadel (2006-09), he began his coaching career at his alma mater as a wide receivers and special teams coach during the 2010 season.

CHRIS WATT

ASSISTANT OFFENSIVE LINE

JOINED COLTS: 2023
COACHING EXP: 4th year
COLLEGE: Notre Dame
HOMETOWN: Glen Ellyn, Ill.



- Enters his first season with the Colts as the team's assistant offensive line coach. Has three years of collegiate coaching experience.
- In 2022, Watt was a graduate assistant at his alma mater, Notre Dame. He worked with a Fighting Irish offense that compiled over 5,000 yards of total offense (2,457 rushing, 2,693 passing).
- Watt was the offensive line coach at Tulane in 2021 and helped an offensive unit produce a top-five rushing attack (1,977 yards) in the American Conference.
- He began his coaching career as a graduate assistant for the Fighting Irish in 2020, primarily helping with the offensive line.
- Selected in the third round (89th overall) of the 2014 NFL Draft by the San Diego Chargers. In two seasons, he appeared in 17 games (eight starts).

REGGIE WAYNE

WIDE RECEIVERS

JOINED COLTS: 2022
COACHING EXP: 2nd year
COLLEGE: Miami (FL)
HOMETOWN: New Orleans, La.



- Enters his second season with the Colts as wide receivers coach. Has one year of NFL coaching experience.
- In 2022, his group totaled 224 receptions for 2,451 yards and 10 touchdowns.
- Competed in 211 games (197 starts) with the Colts, which are the most games played in franchise history, and tallied 1,070 receptions for 14,345 yards and 82 touchdowns. He currently ranks 10th all-time in NFL history in receptions and receiving yards.
- Was a six-time Pro Bowl selection (2006-2010, 2012) and was an Associated Press First Team All-Pro in 2010.
- A member of Indianapolis' Super Bowl XLI championship team.
- Inducted into the Colts Ring of Honor in 2018.
- Selected by Indianapolis in the first round (30th overall) of the 2001 NFL Draft.
- Collegiately, he played at Miami (FL) and left school with the all-time record in receptions (173).





ED DODDS

ASSISTANT GENERAL MANAGER

JOINED COLTS: 2017

NFL EXP: 21st year



- Enters his 21st year in the NFL, his seventh season with the Colts and his sixth as assistant general manager. Prior to Indianapolis, he spent 10 seasons (2007-2016) with the Seattle Seahawks.
- In 2023, aided the Colts in the NFL Draft with the 12-man draft class, which included quarterback Anthony Richardson in the first round (fourth overall).
- Assisted a 2018 draft class, which included First Team All-Pro, Quenton Nelson (sixth overall) and Darius Leonard (36th overall).
- Served as Seattle's senior personnel executive and was responsible for evaluating both college and pro talent.
- With Seattle, was part of six winning seasons, five NFC West titles and 10 playoff wins in addition to two Super Bowl appearances (one win).
- Also spent time with the Raiders and his alma mater, Texas A&M-Kingsville.

MOROCCO BROWN

CHIEF PERSONNEL EXECUTIVE

JOINED COLTS: 2017

NFL EXP: 23rd year



- Is in his seventh year with the Colts and his second as the team's chief personnel executive. Has 22 years of NFL experience.
- Served as the vice president of player personnel for Cleveland (2014-15) following his role as director of player personnel for Washington (2008-2013) and director of pro personnel for Chicago (2001-07).
- Was an assistant scout for Washington in 2000 and originally entered the NFL in the spring of 2000 as a scouting intern with the Colts.
- Was a four-year letterman at North Carolina State and led the Wolfpack in tackles for three straight seasons, twice earning All-ACC honorable mention recognition.
- A native of Hampton, Va. and graduated from N.C. State in 1999.

MIKE BLUEM

DIRECTOR OF FOOTBALL ADMINISTRATION

JOINED COLTS: 2012

NFL EXP: 29th year



- Enters his 12th season with the Colts as the team's director of football administration and his 29th year in the NFL.
- Primary responsibilities include negotiating player contracts, managing the salary cap and player budgets, keeping the club in compliance with the Collective Bargaining Agreement and NFL player personnel rules.
- Spent 17 seasons with the Broncos beginning in 1995 as a college scouting assistant. Served in that capacity during Denver's back-to-back championships in Super Bowl XXXII and Super Bowl XXXIII.
- Served as a member of the NFL Management Council Club Services Committee from 2004-2014 and was invited to the 2014 NFL Career Development Symposium.
- Earned his bachelor's degree in sports management from Liberty University.

KEVIN ROGERS

DIRECTOR OF PLAYER PERSONNEL

JOINED COLTS: 2001

NFL EXP: 23rd year



- Enters his 23rd season with the Colts and his fourth as director of player personnel. He spent six seasons as the director of pro personnel following four years as the associate director of pro personnel from 2010-13.
- Initially joined the Colts as an operations intern during the team's 2001 training camp. Was a scouting assistant from 2001-05 and a pro scout from 2006-09. Was part of two Super Bowl teams as a pro scout, including the Colts' Super Bowl XLI championship.
- Graduated from Villanova University in 2001 with a bachelor's degree in finance and was a quarterback on the Wildcats football team.
- His father, Kevin Rogers Sr., has nearly 30 years of coaching experience at both the college and pro level and coached Brett Favre.

TODD VASVARI

SENIOR PLAYER PERSONNEL SCOUT

JOINED COLTS: 1998

NFL EXP: 29th year



- Enters his 26th season with the Colts and his eighth as the club's senior player personnel scout. From 2012-15, he served as the team's assistant director of college scouting.
- Served as Indianapolis' eastern regional scout from 2006-2011 following a stint as an area scout. Also worked as an area scout with the Carolina Panthers (1995-97) prior to joining the Colts.
- Worked three training camps (1989-1991) as an equipment assistant with Buffalo and then worked as a substitute teacher and assistant football coach at his alma mater, Phillipsburg (N.J.) High School, from 1992-94.
- Played tight end and earned a bachelor's degree in economics from Bloomsburg University in 1991.





JON SHAW

DIRECTOR OF PRO SCOUTING

JOINED COLTS: 2006

NFL EXP: 18th year



- Enters his 18th season with the Colts and his fourth as director of pro scouting after spending two seasons as assistant director of pro scouting (2018-19). In his role, he analyzes talent from other NFL rosters and practice squads as well as scouts future opponents.
- Spent six seasons (2011-17) as the Colts' pro scout/special projects following six years (2006-2011) as the team's scouting assistant. In 2011, he also served as a defensive assistant along with his scouting responsibilities.
- In 2006, earned his start with the team as the football operations intern.
- Was a four-year starter at defensive back for St. Lawrence University, lettered in lacrosse and graduated with a major in biology and a minor in sport studies.

MATT TERPENING

DIRECTOR OF COLLEGE SCOUTING

JOINED COLTS: 1998

NFL EXP: 26th year



- Is in his 26th season in the Colts scouting department and his second as the team's director of college scouting.
- Spent six seasons (2016-21) as the team's assistant director of college scouting.
- Graduated from Xavier University in 1998 with a bachelor's degree in sports management and was a member of the Xavier basketball team that reached the NCAA tournament in 1997 and 1998. The Musketeers also captured the Atlantic-10 Conference Tournament championship in 1998.
- Was a ball boy for the Colts in high school and served as a summer intern in the team's public relations office in 1997. His father, Bob, is a former Colts executive vice president.

JAMIE MOORE

ASSISTANT DIRECTOR OF COLLEGE SCOUTING

JOINED COLTS: 2006

NFL EXP: 18th year



- Is in his 18th season in the Colts scouting department and his second as assistant director of college scouting.
- Spent 13 seasons (2009-21) as an area scout with a focus on the Southeast region.
- Served as a Colts scouting assistant from 2006-08.
- Previously spent time as a recruiting assistant at Ball State from 2004-05.
- Was a football operations/player personnel intern with the Buffalo Bills in the summer of 2005.
- Was a defensive back at Tiffin University where he graduated with a bachelor's degree in sport management.

JOEY ELLIOTT

PRO SCOUT

JOINED COLTS: 2017

NFL EXP: 8th year



- Enters his eighth season with the Colts as a pro scout and works daily with the pro personnel department to manage the current roster, weekly workouts and advance scout opponents. In addition to his pro responsibilities, he scouts and fosters relationships with the Canadian Football League.
- Spent the previous six seasons in the CFL as a scout (2015) and player (2010-14). In 2015, served as the eastern scout for the Ottawa RedBlacks and covered the Big Ten, MAC and SEC conferences.
- Played five seasons as a quarterback with the RedBlacks (2014), BC Lions (2013) and Winnipeg Blue Bombers (2010-12). Also spent time with the Philadelphia Eagles during the 2010 offseason.
- Played collegiately at Purdue (2005-09) and was a team co-captain in 2009.

ANTHONY COUGHLAN

AREA SCOUT

JOINED COLTS: 2017

NFL EXP: 7th year



- Is in his seventh season with the Colts and his fourth as an area scout with a focus on the Southwest region. He previously spent two years as the team's college scouting coordinator after joining Indianapolis as a player personnel assistant in 2017.
- Prior to his role with the Colts, he worked as a recruiting assistant at Ohio State for the 2016 season.
- In 2015, served as a public relations intern for the Kansas City Chiefs after graduating from Ohio State with a degree in strategic communication.
- As an undergraduate student, worked as a student manager for the football program for one season and as a cornerbacks and special teams intern for two seasons.





CHAD HENRY

AREA SCOUT

JOINED COLTS: 2016
NFL EXP: 27th year



- Enters his eighth season with the Colts as an area scout after spending 21 years in various college scouting roles with the Detroit Lions.
- In May of 1996, received his bachelor's degree from Indiana University of Pennsylvania in English and completed his master's work in labor and industrial relations from the same school in May 1998.
- Was an undergraduate assistant coach at IUP upon transferring there in the spring of 1994.
- Although side effects from a bout with cancer during high school ended his promising playing career prematurely, he continued in football as a student assistant at Penn State from 1991-93.
- Is active with the charitable organization Homeboys Foundation.

TYLER HUGHES

AREA SCOUT

JOINED COLTS: 2015
NFL EXP: 9th year



- Enters his ninth season with the Colts and his fifth as an area scout.
- Previously served as the team's NFS Scout from 2017-18.
- From 2015-16, he was a personnel assistant for the team.
- Graduated from SUNY Cortland with a degree in sport management. He was a member of the Red Dragons football team for three years playing quarterback.

MIKE LACY

AREA SCOUT

JOINED COLTS: 2016
NFL EXP: 8th year



- Is in his eighth season with the Colts and his second as an area scout. Also served as a NFS scout (2019-21), player personnel scout (2018), scouting assistant (2016-17) and summer operations intern (2015).
- Served as the team's National Football Scouting representative at the annual NFL Scouting Combine and focused on timing, testing and grading players within the states of Indiana, Ohio and Michigan.
- Prior to the Colts, spent one season as the quarterbacks and wide receivers coach at Greece Arcadia High School in Rochester, N.Y.
- Spent time working as a player personnel assistant for the Arena Football League's Philadelphia Soul while finishing his sport management degree from SUNY Cortland in the spring of 2015.

CHRIS McGAHA

AREA SCOUT

JOINED COLTS: 2010
NFL EXP: 14th year



- Enters his 14th year with the Colts and his seventh as an area scout with a focus on the West Coast.
- From 2015-16, served as the team's National Football Scouting representative at the annual NFL Scouting Combine.
- Spent two seasons (2013-14) as a personnel assistant following one year (2012) as assistant to the general counsel and director of football administration.
- Began his career as a marketing intern with the organization from 2010-11.
- Graduated from Indiana University with a bachelor's degree in sport marketing and management. Also graduated from law school at Indiana University in Indianapolis.

KASIA OMILIAN

NFS SCOUT

JOINED COLTS: 2019
NFL EXP: 5th year



- Enters her fifth season with the Colts and her second as NFS scout. She is the first female to hold the role in national football scouting history.
- Serves as the team's National Football Scouting representative at the annual NFL Scouting Combine and focuses on timing, testing and grading players within the states of Indiana, Ohio and Michigan.
- Worked as a scouting assistant for the 2021 season.
- Got her start with the Colts in 2019 as a football operations intern supporting the team's offseason program.
- Served as a football recruiting assistant for four seasons (2016-19) while attending the University of Washington.
- Earned a bachelor's degree in business with a minor in law, societies and justice.
- A native of Atlanta, Ga.





MITCH CHESTER

COLLEGE SCOUTING COORDINATOR

JOINED COLTS: 2018
NFL EXP: 6th year



- Enters his sixth season with the Colts and his fourth as college scouting coordinator. He spent two years (2018-19) as the team's football operations assistant.
- Was a football operations intern for the Colts during the 2017 offseason and a remote game charter for the Cleveland Browns from 2015-17.
- Coached Division III football at St. Norbert College, Carroll University and the University of Wisconsin – Stevens Point.
- Played defensive end for the University of Wisconsin – Stevens Point from 2010-2013 and was a co-captain his senior season.
- Graduated with a bachelor's degree in mathematics and a minor in coaching and earned a master's degree in general education.

BOYD JACKSON

PRO PERSONNEL ASSISTANT

JOINED COLTS: 2017
NFL EXP: 7th year



- Enters his seventh season with the Colts as the team's pro personnel assistant.
- Prior to his current role, he worked in the NFL licensing and distribution business for All-Sport, an apparel company located in Zionsville, Ind.
- Graduated with a degree in general studies from Indiana University in 2009.
- A native of Angola, Ind.

ANDREW HOYLE

PLAYER PERSONNEL SCOUT

JOINED COLTS: 2018
NFL EXP: 6th year



- Enters his sixth season with the Colts and his first as player personnel scout.
- Joined the Colts in 2018 as an equipment intern, prior to serving as an operations intern for the 2019 training camp, and a sports science intern for the 2019 season.
- Served as a student equipment manager at Florida State in addition to an athletics business office assistant.
- Earned his bachelor's degree in business finance and sports management and his master's degree in sport management at Florida State.
- A native of Bradenton, Fla.

NICK BAYH

STRATEGIC FOOTBALL ANALYST

JOINED COLTS: 2022
NFL EXP: 2nd year



- Enters his second season with the Colts and his first as strategic football analyst.
- Completed a year of training to join the Army Reserves as a military intelligence second lieutenant.
- Worked as a business analyst for McKinsey & Company.
- Graduated from Harvard in 2018 with a degree in economics and from Harvard Business School in 2022 with an MBA.
- A native of Indianapolis and grew up in Washington D.C.

TANNER CHASTAIN

SCOUTING ASSISTANT

JOINED COLTS: 2023
NFL EXP: 1st year



- Enters his first season with the Colts as scouting assistant.
- Previously worked in player personnel for one season at Auburn (2022).
- Prior to Auburn, he served as a scouting assistant with the Senior Bowl from 2019-2022.
- Played linebacker for four seasons at West Alabama (2015-18).
- Graduated from West Alabama with a bachelor's degree in sports management.
- A native of Mobile, Ala.





GREGORY LIVERPOOL III

SCOUTING ASSISTANT

JOINED COLTS: 2023
NFL EXP: 1st year



- Enters his first season with the Colts as scouting assistant.
- He previously worked as a training camp operations intern (2021, 2022).
- Served as a football intern at Coastal Carolina for four seasons (2019-22) and assisted with recruiting, player personnel and coaches film.
- Majored in sports management at Coastal Carolina.

JOE FONDEROLI

VICE PRESIDENT OF OPERATIONS

JOINED COLTS: 2005
NFL EXP: 18th year



- Enters his 18th season with the Colts and his first as vice president of operations.
- Most recently was the team's senior director of events and operations (2018-22).
- Previously served as director of events (2015-17), director of special events (2013-14), marketing manager (2010-13) and marketing assistant (2006-2010).
- Began his career as a marketing seasonal intern in 2005.
- Graduated from Ball State with a degree in sports administration.
- A native of Cicero, Ind.

MELAINY LOWE

DIRECTOR OF FOOTBALL OPERATIONS

JOINED COLTS: 2021
NFL EXP: 3rd year



- Enters her third season with the Colts and her first as director of football operations. She was the team's football operations assistant in 2022.
- In 2021, she served as a football operations intern and assisted in planning and executing all team and personnel logistics.
- Prior to Indianapolis, she served as a football equipment manager at the University of Notre Dame (2018-2020) working exclusively with wide receivers and tight ends. Lowe spent the 2020-21 season overseeing the equipment manager program and assisted the Irish's defensive staff.
- Earned a bachelor's degree in business administration from Saint Mary's College.

GREG STAREK

DIRECTOR OF FOOTBALL ANALYTICS

JOINED COLTS: 2023
NFL EXP: 2nd year



- Enters his first season with the Colts as director of football analytics.
- In 2022, he served as a senior performance analyst for the San Francisco 49ers.
- Prior to the NFL, he was a senior data scientist for the San Francisco Giants for four years (2019-22).
- From 2016-19, Starek was a senior data scientist at Ezoic.
- From 2010-12, he served as head coach and offensive coordinator for the Basel Meanmachine in Basel, Switzerland. Starek helped lead the team to a national championship in his first season.
- Holds a Ph.D. in biophysics (*cum laude*) and a master's degree in molecular biology from the University of Basel (Switzerland). He earned his bachelor's degree in biology from UCLA.

CHARLIE GELMAN

GAME MANAGER

JOINED COLTS: 2023
NFL EXP: 3rd year



- Enters his first season with the Colts as game manager. He comes to Indianapolis with five years of coaching experience, including two in the NFL.
- Most recently served in a variety of roles for the Baltimore Ravens, including football analyst (2022), coaching research intern (2021-22) and scouting analytics intern (2019).
- Prior to Baltimore, he worked as a student assistant coach at Duke (2018-21) and served as an advanced statistics analyst for the school's wrestling team (2017-21).
- In 2019, he served as a data science intern (football) with Big League Advance.
- Graduated *cum laude* with a degree in statistical science and a minor in computer science from Duke.





SARAH JACKSON

**FOOTBALL OPERATIONS
ASSOCIATE**

JOINED COLTS: 2022

NFL EXP: 2nd year



- Enters her second season with the Colts and her first as football operations associate. She was the team's football operations intern in 2022.
- Prior to Indianapolis, she worked at the University of Virginia in 2021 as the assistant to athletics administration where she supported senior members of the athletics department for three Olympic sports.
- Has completed two training camp operations internships with the Kansas City Chiefs (2021) and New England Patriots (2019).
- From 2016-20, she served as a football operations intern at her alma mater, the University of Delaware.
- Earned bachelor's degrees in both sport management and business management at Delaware.

DAVID THORNTON

**VICE PRESIDENT OF TEAM
ENGAGEMENT**

JOINED COLTS: 2012

NFL EXP: 21st year



- Is in his 12th season with the Colts and his first as vice president of team engagement. Spent the last 11 seasons as director of player engagement.
- Responsible for the personal and professional growth of each player during and beyond their NFL experience. He tailors specific programs involving professional development, career exposure, financial education and higher learning for members of the Colts.
- Serves as the liaison between the team, club personnel and external resources. He provides evaluations for prospective college and professional players as well as assisting with game day operations.
- Played nine years in the NFL with the Colts and Titans. Was Indianapolis' Walter Payton Man of the Year on two occasions.

DEBBIE FINN

ASSISTANT TO THE GENERAL MANAGER

JOINED COLTS: 1994

NFL EXP: 30th year



- Enters her 30th season with the Colts and her sixth as assistant to the general manager.
- In her current role, she prepares scouting materials, coordinates football operations credentials and assists the general manager with administrative duties.
- She has previously held titles with the organization as assistant to the head coach (2017-18) and assistant to the vice president of football operations (1994-2017).
- Finn graduated from Anderson University with a bachelor's degree in elementary education.
- She has three kids, Brooke, Steve and Abby, and currently resides with her husband, Guy.

LEIGH HULLETT

TEAM DIETITIAN

JOINED COLTS: 2022

NFL EXP: 2nd year



- Enters her second season with the Colts as the team's dietitian.
- Before Indianapolis, she most recently was the director of sports nutrition at Notre Dame.
- Also served at Notre Dame as the associate director of sports nutrition (2021-22), co-director of sports nutrition, interim (2021), sports nutrition associate (2018-21) and sports nutrition intern (2018).
- Earned a bachelor's degree in applied health science, dietetics from Indiana.
- Graduated from Brebeuf Jesuit Preparatory School in Indianapolis.



ALEC PIERCE

WIDE RECEIVER



COLTS
ROSTERS

ROSTER/DEPTH CHART



(As of October 24, 2023)

OFFENSE

| | | | |
|-----------|------------------------|------------------------|-----------------|
| WR | 11 Michael Pittman Jr. | | |
| LT | 79 Bernhard Raimann | | |
| LG | 56 Quenton Nelson | 64 Arlington Hambricht | |
| C | 78 Ryan Kelly | 62 Wesley French | 68 Ike Boettger |
| RG | 75 Will Fries | 65 Josh Sills | |
| RT | 72 Braden Smith | 73 Blake Freeland | |
| TE | 81 Mo Alie-Cox | 85 Drew Ogletree | |
| TE | 83 Kylan Granson | 86 Will Mallory | |
| WR | 1 Josh Downs | 6 Isaiah McKenzie | |
| WR | 14 Alec Pierce | 9 Juwann Winfree | |
| QB | 10 Gardner Minshew II | 4 Sam Ehlinger | |
| RB | 28 Jonathan Taylor | 21 Zack Moss | 27 Trey Sermon |

DEFENSE

| | | | |
|------------|----------------------|------------------------|----------------|
| DE | 51 Kwity Paye | 94 Tyquan Lewis | 92 Jake Martin |
| DT | 99 DeForest Buckner | 95 Adetomiwa Adebawore | |
| NT | 96 Taven Bryan | 93 Eric Johnson II | |
| DE | 52 Samson Ebukam | 54 Dayo Odeyingbo | 55 Isaiah Land |
| WLB | 53 Shaquille Leonard | 41 Grant Stuard | |
| MLB | 44 Zaire Franklin | 50 Segun Olubi | |
| SAM | 45 E.J. Speed | 59 Cameron McGrone | |
| CB | 29 JuJu Brents | 37 Ameer Speed | |
| FS | 25 Rodney Thomas II | 43 Trevor Denbow | |
| SS | 32 Julian Blackmon | 20 Nick Cross | |
| NCB | 23 Kenny Moore II | 38 Tony Brown | |
| CB | 40 Jaylon Jones | 39 Darrell Baker Jr. | |

SPECIALISTS

| | | |
|-----------|---------------------|--------------|
| P | 8 Rigoberto Sanchez | |
| PK | 7 Matt Gay | |
| H | 8 Rigoberto Sanchez | |
| LS | 46 Luke Rhodes | |
| KR | 6 Isaiah McKenzie | 1 Josh Downs |
| PR | 6 Isaiah McKenzie | 1 Josh Downs |

PRONUNCIATION GUIDE

| | | | |
|---------------------------|--------------------------------|-------------------------|---------------------|
| Adetomiwa Adebawore | add-E-TOMMY-wah add-E-BARR-reh | Tyquan Lewis | TIE-kwon |
| Ike Boettger | BUTT-gur | Dayo Odeyingbo | DIE-oh oh-DANG-boh |
| Taven Bryan | TAY-vinn | Segun Olubi | SUH-gooh uh-LOO-bee |
| DeForest Buckner | duh-FORE-ist | Kwity Paye | QWIT-tee PAY |
| Trevor Denbow | DENN-boh | Bernhard Raimann | BERR-nard RY-man |
| Samson Ebukam | EH-boo-kahm | Rigoberto Sanchez | REE-go-BEAR-toe |
| Sam Ehlinger | EL-in-gurr | Braden Smith | BRAY-den |
| Zaire Franklin | ZI-air | Grant Stuard | STOO-urd |
| Will Fries | FRYS | Juwann Winfree | juh-WAHN |



ROSTER/POSITIONAL



| NO. | NAME | POS. | HT. | WT. | AGE | EXP. | COLLEGE | HOMETOWN | HOW ACQ. |
|-----------------------------|----------------------|------|------|-----|-----|------|-----------------------|---------------------|--------------|
| QUARTERBACKS (2) | | | | | | | | | |
| 4 | Ehlinger, Sam | QB | 6-2 | 225 | 25 | 3 | Texas | Austin, TX | D6-21 |
| 10 | Minshew II, Gardner | QB | 6-1 | 225 | 27 | 5 | Washington State | Brandon, MS | UFA-23 (PHI) |
| RUNNING BACKS (3) | | | | | | | | | |
| 21 | Moss, Zack | RB | 5-9 | 205 | 25 | 4 | Utah | Hialeah Gardens, FL | T-22 (BUF) |
| 27 | Sermon, Trey | RB | 6-0 | 215 | 24 | 3 | Ohio State | Marietta, GA | FA-23 |
| 28 | Taylor, Jonathan | RB | 5-10 | 226 | 24 | 4 | Wisconsin | Salem, NJ | D2-20 |
| WIDE RECEIVERS (5) | | | | | | | | | |
| 1 | Downs, Josh | WR | 5-9 | 171 | 22 | R | North Carolina | Suwanee, GA | D3-23 |
| 6 | McKenzie, Isaiah | WR | 5-8 | 173 | 28 | 7 | Georgia | Miami, FL | FA-23 |
| 9 | Winfree, Juwann | WR | 6-1 | 210 | 27 | 3 | Colorado | Englewood, NJ | FA-23 |
| 11 | Pittman Jr., Michael | WR | 6-4 | 223 | 26 | 4 | USC | Woodland Hills, CA | D2-20 |
| 14 | Pierce, Alec | WR | 6-3 | 211 | 23 | 2 | Cincinnati | Glen Ellyn, IL | D2-22 |
| TIGHT ENDS (4) | | | | | | | | | |
| 81 | Alie-Cox, Mo | TE | 6-5 | 267 | 30 | 6 | Virginia Commonwealth | Middleburg, VA | FA-17 |
| 83 | Granson, Kylen | TE | 6-3 | 242 | 25 | 3 | SMU | Austin, TX | D4-21 |
| 85 | Ogletree, Drew | TE | 6-5 | 260 | 25 | 2 | Youngstown State | Dayton, OH | D6-22 |
| 86 | Mallory, Will | TE | 6-4 | 239 | 24 | R | Miami (FL) | Jacksonville, FL | D5-23 |
| OFFENSIVE LINE (10) | | | | | | | | | |
| 56 | Nelson, Quenton | G | 6-5 | 330 | 27 | 6 | Notre Dame | Holmdel, NJ | D1-18 |
| 62 | French, Wesley | C | 6-4 | 307 | 26 | 2 | Western Michigan | Benton Harbor, MI | FA-22 |
| 64 | Hambright, Arlington | G | 6-5 | 300 | 27 | 2 | Colorado | Ypsilanti, MI | FA-22 |
| 65 | Sills, Josh | G | 6-6 | 325 | 25 | 2 | Oklahoma State | Sarahsville, OH | W-23 (PHI) |
| 68 | Boettger, Ike | G | 6-6 | 313 | 29 | 6 | Iowa | Cedar Falls, IA | FA-23 |
| 72 | Smith, Braden | T | 6-6 | 312 | 27 | 6 | Auburn | Olathe, KS | D2-18 |
| 73 | Freeland, Blake | T | 6-7 | 302 | 22 | R | BYU | Herriman, UT | D4-23 |
| 75 | Fries, Will | G | 6-6 | 305 | 25 | 3 | Penn State | Staten Island, NY | D7-21 |
| 78 | Kelly, Ryan | C | 6-4 | 307 | 30 | 8 | Alabama | West Chester, OH | D1-16 |
| 79 | Raimann, Bernhard | T | 6-6 | 303 | 26 | 2 | Central Michigan | Steinbrunn, Austria | D3-22 |
| LINEBACKERS (6) | | | | | | | | | |
| 41 | Stuard, Grant | LB | 5-11 | 230 | 25 | 3 | Houston | Conroe, TX | T-22 (TB) |
| 44 | Franklin, Zaire | LB | 6-0 | 235 | 27 | 6 | Syracuse | Philadelphia, PA | D7-18 |
| 45 | Speed, E.J. | LB | 6-4 | 227 | 28 | 5 | Tarleton State | Fort Worth, TX | D5-19 |
| 50 | Olubi, Segun | LB | 6-0 | 225 | 23 | 1 | San Diego State | Philadelphia, PA | FA-22 |
| 53 | Leonard, Shaquille | LB | 6-2 | 230 | 28 | 6 | South Carolina State | Lake View, SC | D2-18 |
| 59 | McGrone, Cameron | LB | 6-1 | 236 | 23 | 2 | Michigan | Indianapolis, IN | FA-22 |
| DEFENSIVE BACKS (10) | | | | | | | | | |
| 20 | Cross, Nick | S | 6-0 | 212 | 22 | 2 | Maryland | Bowie, MD | D3-22 |
| 23 | Moore II, Kenny | CB | 5-9 | 190 | 28 | 7 | Valdosta State | Valdosta, GA | W-17 (NE) |
| 25 | Thomas II, Rodney | S | 6-1 | 196 | 25 | 2 | Yale | Pittsburgh, PA | D7-22 |
| 29 | Brents, JuJu | CB | 6-3 | 198 | 23 | R | Kansas State | Indianapolis, IN | D2-23 |
| 32 | Blackmon, Julian | S | 6-0 | 202 | 25 | 4 | Utah | Layton, UT | D3-20 |
| 37 | Speed, Ameer | CB | 6-3 | 215 | 24 | R | Michigan State | Jacksonville, FL | W-23 (NE) |
| 38 | Brown, Tony | CB | 6-0 | 199 | 28 | 5 | Alabama | Beaumont, TX | FA-22 |
| 39 | Baker Jr., Darrell | CB | 6-1 | 190 | 25 | 1 | Georgia Southern | Hephzibah, GA | FA-22 |
| 40 | Jones, Jaylon | CB | 6-2 | 203 | 21 | R | Texas A&M | Cibola, TX | D7-23 |
| 43 | Denbow, Trevor | S | 5-10 | 208 | 25 | 2 | SMU | Corsicana, TX | FA-22 |
| DEFENSIVE LINE (10) | | | | | | | | | |
| 51 | Paye, Kwity | DE | 6-3 | 265 | 24 | 3 | Michigan | Providence, RI | D1-21 |
| 52 | Ebukam, Samson | DE | 6-3 | 245 | 28 | 7 | Eastern Washington | Portland, OR | UFA-23 (SF) |
| 54 | Odeyngbo, Dayo | DE | 6-6 | 286 | 24 | 3 | Vanderbilt | Brooklyn, NY | D2-21 |
| 55 | Land, Isaiah | DE | 6-4 | 225 | 23 | R | Florida A&M | Buffalo, NY | W-23 (DAL) |
| 92 | Martin, Jake | DE | 6-2 | 242 | 27 | 6 | Temple | Aurora, CO | FA-23 |
| 93 | Johnson II, Eric | DT | 6-4 | 299 | 25 | 2 | Missouri State | Plainfield, IL | D5-19 |
| 94 | Lewis, Tyquan | DE | 6-3 | 267 | 28 | 6 | Ohio State | Tarboro, NC | D2-18 |
| 95 | Adebawore, Adetomiwa | DT | 6-2 | 282 | 22 | R | Northwestern | Kansas City, MO | D4-23 |
| 96 | Bryan, Taven | DT | 6-4 | 291 | 27 | 6 | Florida | Casper, WY | UFA-23 (CLE) |
| 99 | Buckner, DeForest | DT | 6-7 | 295 | 29 | 8 | Oregon | Waianae, HI | T-20 (SF) |
| SPECIALISTS (3) | | | | | | | | | |
| 7 | Gay, Matt | K | 6-0 | 232 | 29 | 5 | Utah | Orem, UT | UFA-23 (LAR) |
| 8 | Sanchez, Rigoberto | P | 6-0 | 195 | 29 | 7 | Hawaii | Chico, CA | FA-17 |
| 46 | Rhodes, Luke | LS | 6-2 | 238 | 30 | 7 | William & Mary | Holidaysburg, PA | FA-16 |



ROSTER/ALPHABETICAL



| NO. | NAME | POS | HT | WT | DOB | EXP | COLLEGE | HOMETOWN | HOW ACO |
|-----|----------------------|-----|------|-----|------------|-----|-----------------------|----------------------|--------------|
| 95 | Adebawore, Adetomiwa | DT | 6-2 | 282 | 3/4/2001 | R | Northwestern | Kansas City, MO | D4-23 |
| 81 | Alie-Cox, Mo | TE | 6-5 | 267 | 9/19/1993 | 6 | Virginia Commonwealth | Middleburg, VA | FA-22 |
| 39 | Baker Jr., Darrell | CB | 6-1 | 190 | 3/27/1998 | 1 | Georgia Southern | Hephzibah, GA | FA-17 |
| 32 | Blackmon, Julian | S | 6-0 | 202 | 8/24/1998 | 4 | Utah | Layton, UT | D3-20 |
| 68 | Boettger, Ike | G | 6-6 | 313 | 10/5/1994 | 6 | Iowa | Cedar Falls, IA | FA-23 |
| 29 | Brents, Jaju | CB | 6-3 | 198 | 1/18/2001 | 3 | Kansas State | Indianapolis, IN | D2-23 |
| 38 | Brown, Tony | CB | 6-0 | 199 | 7/13/1995 | 5 | Alabama | Beaumont, TX | FA-22 |
| 96 | Bryan, Taven | DT | 6-4 | 291 | 3/11/1996 | 6 | Florida | Casper, WY | UFA-23 (CLE) |
| 99 | Buckner, DeForest | DT | 6-7 | 295 | 3/17/1994 | 8 | Oregon | Waianae, HI | T-20 (SF) |
| 20 | Cross, Nick | S | 6-0 | 212 | 9/10/2001 | 2 | Maryland | Bowie, MD | D3-22 |
| 43 | Denbow, Trevor | S | 5-10 | 208 | 8/26/1998 | 7 | SMU | Corsicana, TX | FA-22 |
| 1 | Downs, Josh | WR | 5-9 | 171 | 8/12/2001 | 7 | North Carolina | Swansea, GA | D3-23 |
| 52 | Ebukam, Samson | DE | 6-3 | 245 | 5/9/1995 | 7 | Eastern Washington | Portland, OR | UFA-23 (SF) |
| 4 | Ehlinger, Sam | QB | 6-2 | 225 | 9/30/1998 | 3 | Texas | Austin, TX | D6-21 |
| 44 | Franklin, Zaire | LB | 6-0 | 235 | 7/2/1996 | 6 | Syracuse | Philadelphia, PA | D7-18 |
| 73 | Freeland, Blake | T | 6-7 | 302 | 5/3/2001 | 1 | BYU | Herriman, UT | D4-23 |
| 62 | French, Wesley | C | 6-4 | 307 | 11/30/1996 | 2 | Western Michigan | Benton Harbor, MI | FA-22 |
| 75 | Fries, Will | G | 6-8 | 305 | 4/4/1998 | 3 | Penn State | Staten Island, NY | D7-21 |
| 7 | Gay, Matt | K | 6-0 | 232 | 3/15/1994 | 5 | Utah | Orem, UT | UFA-23 (LAR) |
| 83 | Granson, Kylen | TE | 6-3 | 242 | 3/27/1998 | 3 | SMU | Austin, TX | D4-21 |
| 64 | Hambright, Arlington | G | 6-5 | 300 | 1/30/1996 | 2 | Colorado | Ypsilanti, MI | FA-22 |
| 93 | Johnson II, Eric | DT | 6-4 | 299 | 7/16/1998 | 2 | Missouri State | Plainfield, IL | D5-22 |
| 40 | Jones, Jaylon | CB | 6-2 | 203 | 4/3/2002 | 1 | Texas A&M | Cibola, TX | D7-23 |
| 78 | Kelly, Ryan | C | 6-4 | 307 | 5/30/1993 | 8 | Alabama | West Chester, OH | D1-16 |
| 55 | Land, Isaiah | DE | 6-4 | 225 | 2/5/2000 | 1 | Florida A&M | Buffalo, NY | W-23 (DAL) |
| 53 | Leonard, Shaquille | LB | 6-2 | 230 | 7/27/1995 | 6 | South Carolina State | Lake View, SC | D2-18 |
| 94 | Lewis, Tyquan | DE | 6-3 | 267 | 1/30/1995 | 6 | Ohio State | Tarboro, NC | D2-18 |
| 86 | Mallory, Will | TE | 6-4 | 239 | 6/22/1999 | 1 | Miami (FL) | Jacksonville, FL | D5-23 |
| 92 | Martin, Jake | DE | 6-2 | 242 | 12/11/1995 | 6 | Temple | Aurora, CO | FA-23 |
| 59 | McGone, Cameron | LB | 6-1 | 236 | 6/22/2000 | 2 | Michigan | Indianapolis, IN | FA-22 |
| 6 | McKenzie, Isaiah | WR | 5-8 | 173 | 4/9/1995 | 7 | Georgia | Miami, FL | FA-23 |
| 10 | Minshew II, Gardner | QB | 6-1 | 225 | 5/16/1996 | 5 | Washington State | Brandon, MS | UFA-23 (PHI) |
| 23 | Moore II, Kenny | CB | 5-9 | 190 | 8/23/1995 | 7 | Valdosta State | Valdosta, GA | W-17 (NE) |
| 21 | Moss, Zack | RB | 5-9 | 205 | 12/15/1997 | 4 | Utah | Hialeah Gardens, FL | T-22 (BUF) |
| 56 | Nelson, Quentin | G | 6-5 | 330 | 3/19/1996 | 6 | Notre Dame | Holmdel, NJ | D1-18 |
| 85 | Odeyingo, Dayo | DE | 6-6 | 286 | 9/24/1999 | 3 | Vanderbilt | Brooklyn, NY | D2-21 |
| 54 | Ogletree, Drew | TE | 6-5 | 260 | 7/28/1998 | 2 | Youngstown State | Dayton, OH | D6-22 |
| 50 | Olubi, Segun | LB | 6-0 | 225 | 11/1/1999 | 1 | San Diego State | Philadelphia, PA | FA-22 |
| 51 | Paye, Kwity | DE | 6-3 | 265 | 11/19/1998 | 3 | Michigan | Providence, RI | D1-21 |
| 14 | Pierce, Alec | WR | 6-3 | 211 | 5/2/2000 | 2 | Cincinnati | Glen Ellyn, IL | D2-22 |
| 11 | Pittman Jr., Michael | WR | 6-4 | 223 | 10/5/1997 | 4 | USC | Woodland Hills, CA | D2-20 |
| 79 | Raimann, Bernhard | CB | 6-6 | 303 | 9/23/1987 | 7 | Central Michigan | Streinbrunn, Austria | D2-22 |
| 46 | Rhodes, Luke | LS | 6-2 | 238 | 12/2/1992 | 7 | William & Mary | Hollidaysburg, PA | FA-16 |
| 8 | Sanchez, Rigoberto | P | 6-0 | 195 | 9/8/1994 | 7 | Hawaii | Chico, CA | FA-17 |
| 27 | Sermon, Trey | RB | 6-0 | 215 | 1/30/1999 | 3 | Ohio State | Marietta, GA | FA-23 |
| 65 | Sills, Josh | G | 6-6 | 325 | 1/26/1998 | 2 | Oklahoma State | Sarahsville, OH | W-23 (PHI) |
| 72 | Smith, Braden | G | 6-6 | 312 | 3/25/1996 | 6 | Auburn | Olathe, KS | D2-18 |
| 37 | Speed, Ameer | CB | 6-3 | 215 | 10/13/1999 | 1 | Michigan State | Jacksonville, FL | W-23 (NE) |
| 45 | Speed, E.J. | LB | 6-4 | 227 | 6/1/1995 | 5 | Tarleton State | Fort Worth, TX | D5-19 |
| 41 | Stuard, Grant | LB | 5-11 | 230 | 10/15/1998 | 3 | Houston | Conroe, TX | T-22 (TB) |
| 28 | Taylor, Jonathan | RB | 5-10 | 226 | 1/19/1999 | 4 | Wisconsin | Salem, NJ | D2-20 |
| 25 | Thomas II, Rodney | S | 6-1 | 196 | 6/26/1998 | 2 | Yale | Pittsburgh, PA | D7-22 |
| 9 | Winfree, Juwann | WR | 6-1 | 210 | 9/4/1996 | 3 | Colorado | Englewood, NJ | FA-23 |

Practice Squad (17)

| | | | | | | | | | |
|----|----------------------|----|------|-----|------------|---|-----------------|---------------------|--------|
| 98 | Agim, McTelvin | DT | 6-3 | 300 | 9/25/1997 | 3 | Arkansas | Texarkana, TX | FA-22 |
| 67 | Anderson, Jack | C | 6-4 | 314 | 10/11/1998 | 3 | Texas Tech | Frisco, TX | FA-23 |
| 47 | Anderson, Liam | LB | 6-3 | 226 | 4/30/2000 | 1 | Holy Cross | Flanders, NJ | FA-23 |
| 69 | Blacklock, Ross | DT | 6-5 | 307 | 7/9/1998 | 4 | TCU | Missouri City, TX | FA-20 |
| 15 | Cleveland, Tyrie | WR | 6-2 | 205 | 9/20/1997 | 3 | Florida | Houston, Texas | D7a-23 |
| 42 | Dabo, Marcel | S | 6-0 | 208 | 1/10/2000 | 1 | Stuttgart | Reutlingen, Germany | FA-22 |
| 31 | Goodson, Tyler | RB | 5-9 | 197 | 11/10/2000 | 1 | Iowa | Swansea, GA | FA-23 |
| 30 | Hall, Darren | CB | 6-0 | 190 | 5/2/2000 | 3 | San Diego State | Pasadena, CA | FA-23 |
| 13 | Hamler, KJ | WR | 5-9 | 178 | 7/22/1999 | 4 | Penn State | Pontiac, MI | FA-23 |
| 48 | Harrison Jr., Ronnie | S | 6-3 | 214 | 4/18/1997 | 6 | Alabama | Tallahassee, FL | FA-23 |
| 66 | Kidd, Lewis | G | 6-6 | 311 | 9/15/1997 | 2 | Montana State | Minneapolis, MN | FA-23 |
| 35 | Lammons, Chris | CB | 5-10 | 190 | 1/31/1996 | 4 | South Carolina | Lauderhill, FL | FA-23 |
| 12 | Mond, Kellen | QB | 6-3 | 217 | 6/22/1999 | 3 | Texas A&M | San Antonio, TX | FA-23 |
| 2 | Montgomery, D.J. | WR | 6-1 | 201 | 11/17/1996 | 2 | Austin Peay | Durant, MS | FA-23 |
| 57 | Muhammad, Al-Quadin | DE | 6-4 | 255 | 3/28/1995 | 7 | Miami (FL) | Irvington, NJ | FA-23 |
| 84 | Murray, Jordan | TE | 6-5 | 240 | 4/20/2000 | 1 | Hawaii | Kansas City, MO | FA-23 |
| 34 | Scott, Xavier | RB | 6-1 | 219 | 7/17/1999 | 1 | Maine | Fort Hood, TX | FA-23 |

Reserve/League Susp. (1)

| | | | | | | | | | |
|----|-----------------|----|-----|-----|------------|---|--------------|-------------|-------|
| 90 | Stewart, Grover | DT | 6-4 | 314 | 10/20/1993 | 7 | Albany State | Camilla, GA | D4-17 |
|----|-----------------|----|-----|-----|------------|---|--------------|-------------|-------|

Injured Reserve (10)

| | | | | | | | | | |
|----|---------------------|----|------|-----|------------|---|-----------------------|--------------------|-------|
| 92 | Avey, Genard | DE | 6-0 | 250 | 4/26/1995 | 6 | Memphis | Grenada, MS | FA-23 |
| 16 | Dulin, Ashton | WR | 6-2 | 215 | 5/15/1997 | 5 | Malone | Reynoldsburg, OH | FA-19 |
| 33 | Flowers, Dallas | CB | 6-1 | 196 | 6/4/1997 | 2 | Pittsburg State | Chicago, IL | FA-22 |
| 26 | Hull, Evan | RB | 5-10 | 209 | 10/26/2000 | 1 | Northwestern | Maple Grove, MN | D5-23 |
| 91 | Leo, Titus | DE | 6-3 | 245 | 8/26/1999 | 1 | Wagner | Sheepshead Bay, NY | D6-23 |
| 63 | Printer, Danny | G | 6-4 | 301 | 6/19/1996 | 4 | Ball State | South Bend, IN | D5-20 |
| 13 | Richardson, Anthony | CB | 6-4 | 244 | 5/22/2002 | 1 | Florida | Gainesville, FL | D7-23 |
| 67 | Scott, Daniel | S | 6-1 | 208 | 10/26/1998 | 1 | California | Pasadena, CA | D5-23 |
| 76 | Witt, Jake | T | 6-7 | 302 | 2/7/2000 | 1 | Northwestern Michigan | Bruce Crossing, MI | D7-23 |
| 80 | Woods, Jelani | TE | 6-7 | 253 | 10/9/1998 | 2 | Virginia | Ellenwood, GA | D3-22 |



ROSTER/NUMERICAL



| NO. | NAME | POS | HT | WT | DOB | EXP | COLLEGE | HOMETOWN | HOW | ACO |
|-----|----------------------|-----|------|-----|------------|-----|-----------------------|---------------------|--------------|-----|
| 1 | Downs, Josh | WR | 5-9 | 171 | 8/12/2001 | R | North Carolina | Suwanee, GA | D3-23 | |
| 4 | Ehlinger, Sam | QB | 6-2 | 225 | 9/30/1998 | 3 | Texas | Austin, TX | D6-21 | |
| 6 | McKenzie, Isaiah | WR | 5-8 | 173 | 4/9/1995 | 7 | Georgia | Miami, FL | FA-23 | |
| 7 | Gay, Matt | K | 6-0 | 232 | 3/15/1994 | 5 | Utah | Orem, UT | UFA-23 (LAR) | |
| 8 | Sanchez, Rigoberto | P | 6-0 | 196 | 9/8/1994 | 7 | Hawaii | Chico, CA | FA-17 | |
| 9 | Wintfree, Jowann | WR | 6-1 | 210 | 9/4/1996 | 3 | Colorado | Englewood, NJ | FA-23 | |
| 10 | Minshew II, Gardner | QB | 6-1 | 225 | 5/16/1996 | 5 | Washington State | Brandon, MS | UFA-23 (PHI) | |
| 11 | Pittman Jr., Michael | WR | 6-4 | 223 | 10/5/1997 | 4 | USC | Woodland Hills, CA | D2-20 | |
| 14 | Pierce, Alec | WR | 6-3 | 211 | 5/2/2000 | 2 | Cincinnati | Glen Ellyn, IL | D2-22 | |
| 20 | Cross, Nick | S | 6-0 | 212 | 9/10/2001 | 2 | Maryland | Bowie, MD | D3-22 | |
| 21 | Moss, Zack | RB | 5-8 | 205 | 12/25/1997 | 4 | Utah | Hialeah Gardens, FL | T-22 (BUF) | |
| 23 | Moore II, Kenny | CB | 5-9 | 190 | 8/23/1995 | 7 | Valdosta State | Valdosta, GA | W-21 (NE) | |
| 25 | Thomas II, Rodney | S | 6-1 | 196 | 6/26/1998 | 2 | Pittsburgh, PA | Pittsburgh, PA | D7-22 | |
| 27 | Sermon, Trey | RB | 6-0 | 215 | 1/30/1999 | 3 | Ohio State | Marietta, GA | FA-23 | |
| 28 | Taylor, Jonathan | RB | 5-10 | 226 | 1/19/1999 | 4 | Wisconsin | Salem, NJ | D2-20 | |
| 29 | Brents, JuJu | CB | 6-3 | 198 | 1/18/2000 | R | Kansas State | Indianapolis, IN | D2-23 | |
| 32 | Blackmon, Julian | S | 6-0 | 202 | 8/24/1998 | 4 | Utah | Layton, UT | D3-20 | |
| 37 | Speed, Amesh | CB | 6-3 | 215 | 10/13/1999 | R | Michigan State | Jacksonville, FL | W-23 (NE) | |
| 38 | Brown, Tony | CB | 6-0 | 199 | 7/13/1995 | 5 | Alabama | Beaumont, TX | FA-22 | |
| 39 | Baker Jr., Darrell | CB | 6-1 | 190 | 3/27/1998 | 1 | Georgia Southern | Hephzibah, GA | FA-22 | |
| 40 | Jones, Jaylon | CB | 6-2 | 203 | 4/3/2002 | R | Texas A&M | Cibolo, TX | D2-23 | |
| 41 | Stuard, Grant | LB | 5-11 | 230 | 10/15/1998 | 3 | Houston | Conroe, TX | T-22 (TB) | |
| 43 | Denbow, Trevor | S | 5-10 | 208 | 8/26/1998 | 2 | SMU | Corsicana, TX | FA-22 | |
| 44 | Franklin, Zaire | LB | 6-0 | 235 | 7/2/1996 | 6 | Syracuse | Philadelphia, PA | D7-18 | |
| 45 | Speed, E.J. | LB | 6-4 | 227 | 6/1/1995 | 5 | Tarleton State | Fort Worth, TX | D5-19 | |
| 46 | Rhodes, Luke | LS | 6-2 | 238 | 12/2/1992 | 7 | William & Mary | Hollidaysburg, PA | FA-16 | |
| 50 | Olubi, Segun | LB | 6-0 | 225 | 11/1/1999 | 1 | San Diego State | Philadelphia, PA | FA-22 | |
| 51 | Paye, Kwity | DE | 6-3 | 265 | 11/19/1998 | 3 | Michigan | Providence, RI | D1-21 | |
| 52 | Ebukam, Samson | DE | 6-3 | 245 | 5/9/1995 | 7 | Eastern Washington | Portland, OR | UFA-23 (SF) | |
| 53 | Leonard, Shaquille | LB | 6-2 | 230 | 7/27/1995 | 6 | South Carolina State | Lake View, SC | D2-18 | |
| 54 | Odeyngbo, Dayo | DE | 6-6 | 286 | 9/24/1999 | 3 | Vanderbilt | Brooklyn, NY | D2-21 | |
| 55 | Land, Isaiah | DE | 6-4 | 225 | 2/5/2000 | R | Florida A&M | Buffalo, NY | W-23 (DAL) | |
| 56 | Nelson, Quenton | G | 6-5 | 330 | 3/19/1996 | 6 | Notre Dame | Holmdel, NJ | D1-18 | |
| 59 | McGrone, Cameron | LB | 6-1 | 236 | 6/22/2000 | 2 | Michigan | Indianapolis, IN | FA-22 | |
| 62 | French, Wesley | C | 6-4 | 307 | 1/30/1996 | 2 | Western Michigan | Benton Harbor, MI | D7-21 | |
| 65 | Hambright, Arlington | G | 6-5 | 300 | 1/30/1996 | 2 | Colorado | Ypsilanti, MI | FA-22 | |
| 68 | Sills, Josh | G | 6-6 | 325 | 1/26/1998 | 2 | Oklahoma State | Sarahsville, OH | W-23 (PHI) | |
| 68 | Boettger, Ike | G | 6-6 | 313 | 10/5/1994 | 6 | Iowa | Cedar Falls, IA | D2-18 | |
| 72 | Smith, Braden | T | 6-6 | 312 | 3/25/1996 | 6 | Auburn | Olathe, KS | FA-23 | |
| 73 | Freeland, Blake | T | 6-7 | 302 | 5/3/2001 | R | BYU | Herriman, UT | D4-23 | |
| 75 | Fries, Will | G | 6-6 | 305 | 4/4/1998 | 3 | Penn State | Staten Island, NY | D7-21 | |
| 76 | Kelly, Ryan | C | 6-4 | 307 | 5/30/1993 | 8 | Alabama | West Chester, OH | D1-16 | |
| 79 | Raimann, Bernhard | T | 6-6 | 303 | 9/23/1997 | 2 | Central Michigan | Steinbrunn, Austria | D3-22 | |
| 81 | Alie-Cox, Mo | TE | 6-5 | 267 | 9/19/1993 | 6 | Virginia Commonwealth | Middleburg, VA | FA-17 | |
| 83 | Granson, Kylan | TE | 6-3 | 242 | 3/27/1998 | 3 | SMU | Austin, TX | D4-21 | |
| 85 | Ogletree, Drew | TE | 6-5 | 260 | 7/28/1998 | 2 | Youngstown State | Dayton, OH | D6-22 | |
| 86 | Mallory, Will | TE | 6-4 | 239 | 6/22/1998 | R | Miami (FL) | Jacksonville, FL | FA-23 | |
| 92 | Martin, Jake | DE | 6-5 | 242 | 4/23/2000 | R | Temple | Aurora, CO | FA-23 | |
| 93 | Johnson II, Eric | DT | 6-4 | 299 | 7/16/1998 | 2 | Missouri State | Plainfield, IL | D5-22 | |
| 94 | Lewis, Tyquan | DE | 6-3 | 267 | 1/30/1995 | 6 | Ohio State | Tarboro, NC | D2-18 | |
| 95 | Adebawore, Adetomiwa | DT | 6-2 | 282 | 3/4/2001 | R | Northwestern | Kansas City, MO | D4-23 | |
| 96 | Bryan, Taven | DT | 6-4 | 291 | 3/11/1996 | 6 | Florida | Casper, WY | UFA-23 (CLE) | |
| 99 | Buckner, DeForest | DT | 6-7 | 295 | 3/17/1994 | 8 | Oregon | Waianae, HI | T-20 (SF) | |

Practice Squad (17)

| | | | | | | | | | | |
|----|----------------------|----|------|-----|------------|---|-----------------|---------------------|--------|--|
| 12 | Montgomery, D.J. | WR | 6-1 | 201 | 11/17/1996 | 2 | Austin Peay | Durant, MS | FA-23 | |
| 2 | Mond, Kellen | QB | 6-3 | 217 | 6/22/1999 | 3 | Texas A&M | San Antonio, TX | FA-23 | |
| 13 | Hamler, KJ | WR | 5-9 | 178 | 7/8/1999 | 4 | Penn State | Pontiac, MI | FA-23 | |
| 15 | Cleveland, Tyrie | WR | 6-2 | 205 | 9/20/1997 | 3 | Florida | Houston, Texas | D7a-20 | |
| 30 | Hall, Darren | CB | 6-0 | 190 | 5/2/2000 | 3 | San Diego State | Pasadena, CA | FA-23 | |
| 31 | Goodson, Tyler | RB | 5-9 | 197 | 11/10/2000 | 1 | Iowa | Suwanee, GA | FA-23 | |
| 34 | Scott, Xavier | RB | 6-1 | 219 | 7/17/1999 | R | Maine | Fort Hood, TX | FA-23 | |
| 35 | Lammons, Chris | CB | 5-10 | 190 | 1/31/1996 | 4 | South Carolina | Lauderhill, FL | FA-23 | |
| 42 | Dabo, Marcel | S | 6-0 | 208 | 1/10/2001 | 1 | Stuttgart | Reutlingen, Germany | FA-22 | |
| 47 | Anderson, Liam | LB | 6-3 | 226 | 4/30/2000 | R | Holy Cross | Flanders, NJ | FA-23 | |
| 48 | Harrison Jr., Ronnie | S | 6-3 | 214 | 4/18/1997 | 6 | Alabama | Tallahassee, FL | FA-23 | |
| 66 | Kidd, Lewis | G | 6-6 | 311 | 9/15/1997 | 2 | Montana State | Minneapolis, MN | FA-23 | |
| 67 | Anderson, Jack | C | 6-4 | 314 | 10/11/1998 | 3 | Texas Tech | Frisco, TX | FA-23 | |
| 69 | Blacklock, Ross | DT | 6-5 | 307 | 7/9/1998 | 4 | TCU | Missouri City, TX | FA-23 | |
| 84 | Murray, Jordan | TE | 6-5 | 242 | 4/23/2000 | R | Hawaii | Kansas City, MO | FA-23 | |
| 97 | Muhammad, Al-Quadin | DE | 6-4 | 250 | 3/28/1995 | 7 | Miami (FL) | Irvine, NJ | FA-23 | |
| 98 | Agim, McTelvin | DT | 6-3 | 300 | 9/25/1997 | 3 | Arkansas | Texarkana, TX | FA-22 | |

Reserve/League Susp. (1)

| | | | | | | | | | | |
|----|-----------------|----|-----|-----|------------|---|--------------|-------------|-------|--|
| 90 | Stewart, Grover | DT | 6-4 | 314 | 10/20/1993 | 7 | Albany State | Camilla, GA | D4-17 | |
|----|-----------------|----|-----|-----|------------|---|--------------|-------------|-------|--|

Injured Reserve (10)

| | | | | | | | | | | |
|----|---------------------|----|------|-----|------------|---|-------------------|--------------------|-------|--|
| 5 | Richardson, Anthony | QB | 6-4 | 244 | 5/22/2002 | R | Florida | Gainesville, FL | D1-23 | |
| 16 | Dulin, Ashton | WR | 6-2 | 215 | 5/15/1997 | 5 | Malone | Reynoldsburg, OH | FA-19 | |
| 26 | Hull, Evan | RB | 5-10 | 209 | 10/26/2000 | R | Northwestern | Maple Grove, MN | D5-23 | |
| 31 | Scott, Daniel | S | 6-1 | 208 | 10/26/1998 | R | California | Pasadena, CA | D5-23 | |
| 33 | Flowers, Dallas | CB | 6-1 | 196 | 6/4/1997 | 2 | Pittsburgh State | Chicago, IL | FA-22 | |
| 63 | Printer, Danny | G | 6-4 | 301 | 6/19/1996 | 4 | Ball State | South Bend, IN | D5-20 | |
| 76 | Witt, Jake | T | 6-7 | 302 | 2/7/1997 | 7 | Northern Michigan | Bruce Crossing, MI | D7-23 | |
| 80 | Woods, Jelani | TE | 6-7 | 253 | 10/9/1998 | 2 | Virginia | Ellenwood, GA | D3-22 | |
| 91 | Leo, Titus | DE | 6-3 | 245 | 8/26/1999 | R | Wagner | Sheepshead Bay, NY | D6-23 | |
| 92 | Avery, Genard | DE | 6-0 | 250 | 4/26/1995 | 6 | Memphis | Grenada, MS | FA-23 | |



ROSTER/HOW BUILT



| YEAR | DRAFTEES (34) | FREE AGENTS (38) | TRADES/WAIVERS (7) |
|------|---|---|--|
| 2016 | C Ryan Kelly (1) | LS Luke Rhodes (FA-16) | |
| 2017 | | TE Mo Alie-Cox (FA-17) P Rigoberto Sanchez (FA-17) | CB Kenny Moore II (W-17 NE) |
| 2018 | G Quenton Nelson (1) LB Shaquille Leonard (2) DE Tyquan Lewis (2) T Braden Smith (2) LB Zaire Franklin (7) | | |
| 2019 | LB E.J. Speed (5b) | WR Ashton Dulin (FA-19) * | |
| 2020 | WR Michael Pittman Jr. (2) RB Jonathan Taylor (2) S Julian Blackmon (3) G Danny Pinter (5) * | | DT DeForest Buckner (T-20 SF) |
| 2021 | DE Kwity Paye (1) DE Dayo Odeyingbo (2) TE Kylen Granson (4) QB Sam Ehlinger (6) G Will Fries (7) | | |
| 2022 | WR Alec Pierce (2) S Nick Cross (3) T Bernhard Raimann (3) TE Jelani Woods (3) * DT Eric Johnson II (5) TE Drew Ogletree (6) S Rodney Thomas II (7) | DT McTelvin Agim (FA-22) ^ CB Darrell Baker Jr. (FA-22) CB Tony Brown (FA-22) S Marcel Dabo (FA-22) ^ S Trevor Denbow (FA-22) CB Dallis Flowers (FA-22) * C Wesley French (FA-22) G Arlington Hambricht (FA-22) LB Cameron McGrone (FA-22) LB Segun Olubi (FA-22) | RB Zack Moss (T-22 BUF) LB Grant Stuard (T-22 TB) |
| 2023 | QB Anthony Richardson (1) * CB JuJu Brents (2) WR Josh Downs (3) DT Adetomiwa Adebawore (4) T Blake Freeland (4) RB Evan Hull (5) * TE Will Mallory (5) S Daniel Scott (5) * DE Titus Leo (6) * CB Jaylon Jones (7) T Jake Witt (7) * | C Jack Anderson (FA-23) ^ LB Liam Anderson (FA-23) ^ DE Genard Avery (FA-23) * DT Ross Blacklock (FA-23) ^ G Ike Boettger (FA-23) DT Taven Bryan (UFA-23 CLE) DE Samson Ebukam (UFA-23 SF) K Matt Gay (UFA-23 LAR) RB Tyler Goodson (FA-23) ^ CB Darren Hall (FA-23) ^ WR KJ Hamler (FA-23) ^ S Ronnie Harrison Jr. (FA-23) ^ G Lewis Kidd (FA-23) ^ CB Chris Lammons (FA-23) ^ DE Jake Martin (FA-23) WR Isaiah McKenzie (FA-23) QB Gardner Minshew II (UFA-23 PHI) QB Kellen Mond (FA-23) ^ WR D.J. Montgomery (FA-23) ^ DE Al-Quadin Muhammad (FA-23) ^ TE Jordan Murray (FA-23) ^ RB Xavier Scott (FA-23) ^ RB Trey Sermon (FA-23) WR Juwonn Winfree (FA-23) | DE Isaiah Land (W-23 DAL) G Josh Sills (W-23 PHI) CB Ameer Speed (W-23 NE) |

Key: * Injured Reserve, ^ Practice Squad



ROSTER/TRANSACTIONS



| DATE | POS. | PLAYER | TRANSACTION | POS. | PLAYER | TRANSACTION |
|-------|------|---------------------|--|------|---------------------|--|
| 10/24 | S | Henry Black | Released from the practice squad | DT | Ross Blacklock | Signed to the practice squad |
| 10/20 | CB | Ameer Speed | Claimed off waivers (from NE) | WR | Amari Rodgers | Waived |
| 10/17 | DT | Grover Stewart | Placed on Reserve/Suspended list | WR | Tyrie Cleveland | Signed to the practice squad |
| | C | Jack Anderson | Restored to the practice squad | RB | Zavier Scott | Signed to the practice squad |
| | G | Dakota Shepley | Released from the practice squad | WR | Anthony Miller | Released from the practice squad |
| | WR | Racey McMath | Released from the practice squad | WR | Juwann Winfree | Signed as a free agent |
| 10/11 | QB | Anthony Richardson | Placed on Injured Reserve list | QB | Kellen Mond | Signed to the practice squad |
| | WR | Anthony Miller | Signed to the practice squad | G | Ike Boettger | Signed to the 53-man roster from the practice squad |
| | WR | Juwann Winfree | Released from the practice squad | | | |
| 10/7 | RB | Jake Funk | Waived | RB | Jonathan Taylor | Activated from Reserve/Physically Unable to Perform list |
| | | | | CB | Dallis Flowers | Placed on Injured Reserve list |
| 10/3 | CB | Darren Hall | Signed to the practice squad | | | |
| | WR | Amari Rodgers | Elevated to the active roster from the practice squad | | | |
| 10/2 | G | Ike Boettger | Reverted back to the practice squad | WR | Amari Rodgers | Reverted back to the practice squad |
| 9/30 | CB | Darren Hall | Released from the practice squad | WR | KJ Hamler | Signed to the practice squad |
| | G | Ike Boettger | Elevated to the active roster from the practice squad | WR | Amari Rodgers | Elevated to the active roster from the practice squad |
| 9/25 | G | Ike Boettger | Reverted back to the practice squad | WR | Juwann Winfree | Reverted back to the practice squad |
| | CB | Chris Lammons | Released | CB | Chris Lammons | Signed to the practice squad |
| 9/23 | RB | Deon Jackson | Waived | RB | Trey Sermon | Signed to the 53-man roster from the practice squad |
| | WR | Juwann Winfree | Elevated to the active roster from the practice squad | G | Ike Boettger | Elevated to the active roster from the practice squad |
| 9/21 | G | Dakota Shepley | Signed to the practice squad | CB | Isaac Taylor-Stuart | Placed on Practice Squad Injured list |
| 9/19 | T | Ryan Hayes | Waived | G | Arlington Hambricht | Signed to the 53-man roster from the practice squad |
| | RB | Trey Sermon | Signed to the practice squad | | | |
| 9/18 | G | Arlington Hambricht | Reverted back to the practice squad | WR | Juwann Winfree | Reverted back to the practice squad |
| 9/16 | G | Arlington Hambricht | Elevated to the active roster from the practice squad | WR | Juwann Winfree | Elevated to the active roster from the practice squad |
| 9/14 | C | Jack Anderson | Placed on Practice Squad Injured list | G | Lewis Kidd | Signed to the practice squad |
| 9/12 | C | Jack Anderson | Signed to the practice squad | RB | Tyler Goodson | Signed to the practice squad |
| | TE | Jordan Murray | Signed to the practice squad | RB | Jason Huntley | Released from the practice squad |
| | TE | Johnny Lumpkin | Released from the practice squad | WR | Mike Strachan | Released from the practice squad |
| | G | Ike Boettger | Signed to the practice squad | RB | Jake Funk | Signed to the 53-man roster from the practice squad |
| | RB | Evan Hull | Placed on Injured Reserve list | | | |
| 9/11 | RB | Jake Funk | Reverted back to the practice squad | WR | Juwann Winfree | Reverted back to the practice squad |
| 9/10 | RB | Jake Funk | Elevated to the active roster from the practice squad | WR | Juwann Winfree | Elevated to the active roster from the practice squad |
| 9/8 | LB | JoJo Domann | Waived from Injured Reserve list with an injury settlement | LS | Luke Rhodes | Signed contract extension |
| 9/5 | TE | Ricky Seals-Jones | Waived from Injured Reserve list with an injury settlement | | | |
| 9/4 | G | Arlington Hambricht | Signed to the practice squad | T | Dan Skipper | Released from the practice squad |
| 8/31 | LB | Donavan Mutin | Released from the practice squad | CB | Darren Hall | Signed to the practice squad |
| | TE | Johnny Lumpkin | Signed to the practice squad | DE | Jacob Martin | Signed as a free agent |
| | WR | Racey McMath | Signed to the practice squad | G | Arlington Hambricht | Waived |
| | CB | Kevin Toliver II | Released from the practice squad | DT | McTelvin Agim | Signed to the practice squad |
| | DT | Caleb Sampson | Released from the practice squad | | | |
| 8/30 | DT | McTelvin Agim | Waived | G/T | Carter O'Donnell | Waived |
| | WR | Isaiah McKenzie | Released | T | Ryan Hayes | Claimed off waivers (from MIA) |
| | DE | Isaiah Land | Claimed off waivers (from DAL) | G | Josh Sills | Claimed off waivers (from PHI) |
| | LB | Liam Anderson | Signed to the practice squad | S | Henry Black | Signed to the practice squad |
| | S | Marcel Dabo | Signed to the practice squad | RB | Jake Funk | Signed to the practice squad |
| | S | Ronnie Harrison | Signed to the practice squad | RB | Jason Huntley | Signed to the practice squad |
| | WR | D.J. Montgomery | Signed to the practice squad | DE | Al-Quadin Muhammad | Signed to the practice squad |
| | LB | Donavan Mutin | Signed to the practice squad | WR | Amari Rodgers | Signed to the practice squad |
| | DT | Caleb Sampson | Signed to the practice squad | T | Dan Skipper | Signed to the practice squad |
| | WR | Mike Strachan | Signed to the practice squad | CB | Isaac Taylor-Stuart | Signed to the practice squad |
| | CB | Kevin Toliver II | Signed to the practice squad | WR | Juwann Winfree | Signed to the practice squad |
| | WR | Isaiah McKenzie | Signed as a free agent | TE | Jelani Woods | Placed on Injured Reserve list |
| 8/29 | LB | Liam Anderson | Waived | S | Henry Black | Waived |
| | S | Marcel Dabo | Waived | RB | Jake Funk | Waived |
| | RB | Jason Huntley | Waived | DE | Khalid Kareem | Waived |
| | WR | D.J. Montgomery | Waived | LB | Donavan Mutin | Waived |
| | WR | Amari Rodgers | Waived | CB | Darius Rush | Waived |
| | DT | Caleb Sampson | Waived | T | Dakota Shepley | Waived |
| | WR | Mike Strachan | Waived | CB | Isaac Taylor-Stuart | Waived |
| | CB | Kevin Toliver II | Waived | WR | Malik Turner | Waived from Injured Reserve list with an injury settlement |
| | TE | Pharaoh Brown | Released | S | Ronnie Harrison | Released |
| | DE | Al-Quadin Muhammad | Released | WR | Breshad Perriman | Released |
| | T | Dan Skipper | Released | WR | Vyncint Smith | Released |
| | WR | James Washington | Released | WR | Juwann Winfree | Released |
| | LB | JoJo Domann | Placed on Injured Reserve list | DE | Titus Leo | Placed on Injured Reserve list |
| | G | Danny Pinter | Placed on Injured Reserve list | TE | Ricky Seals-Jones | Placed on Injured Reserve list |
| | RB | Jonathan Taylor | Placed on Reserve/Physically Unable to Perform list | CB | Chris Lammons | Placed on Reserve/Suspended By Commissioner list |
| 8/27 | WR | Tyler Adams | Waived | WR | Kody Case | Waived |
| | G | Emil Ekiyor | Waived | TE | Nick Eubanks | Waived |
| | K | Lucas Havrisik | Waived | TE | Michael Jacobson | Waived |
| | T | Matthew Vanderslice | Waived | RB | Kenyan Drake | Released |
| | S | Teez Tabor | Released | | | |



ROSTER/TRANSACTIONS



| | | | | | |
|-------------|----|---------------------|--|-----|--|
| 8/19 | WR | D.J. Montgomery | Signed as a free agent | | |
| 8/18 | WR | Malik Turner | Placed on Injured Reserve list | WR | James Washington Signed as a free agent |
| | DE | Genard Avery | Placed on Injured Reserve list | | |
| 8/17 | WR | Tyler Adams | Signed as a free agent | WR | Ashton Dulin Placed on Injured Reserve list |
| | TE | La'Michael Pettway | Waived from Injured Reserve list with an injury settlement | S | Michael Tutisie Waived from Injured Reserve list with an injury settlement |
| 8/14 | S | Teez Tabor | Signed as a free agent | RB | Zavier Scott Waived with an injury settlement |
| | S | Ronnie Harrison | Signed as a free agent | S | Aaron Maddox Waived |
| 8/10 | WR | Ethan Fernea | Waived from Injured Reserve list with an injury settlement | TE | La'Michael Pettway Placed on Injured Reserve list |
| | S | Michael Tutisie | Placed on Injured Reserve list | | |
| 8/9 | TE | Ricky Seals-Jones | Signed as a free agent | RB | Jason Huntley Signed as a free agent |
| | S | Michael Tutisie | Waived-Injured | TE | La'Michael Pettway Waived-Injured |
| 8/8 | DE | Tyquan Lewis | Removed from Active/Physically Unable to Perform list | | |
| 8/5 | WR | Ethan Fernea | Placed on Injured Reserve list | RB | Kenyan Drake Signed as a free agent |
| | TE | Nick Eubanks | Signed as a free agent | TE | Michael Jacobson Signed as a free agent |
| | T | Jake Witt | Placed on Injured Reserve list | | |
| 8/2 | WR | Johnny King | Waived | WR | Amari Rodgers Signed as a free agent |
| 8/1 | DT | Jamal Woods | Waived | TE | Kaden Smith Waived |
| | T | Jordan Murray | Waived | T | Dan Skipper Signed as a free agent |
| | TE | La'Michael Pettway | Signed as an undrafted free agent | | |
| 7/31 | TE | Will Mallory | Removed from Active/Physically Unable to Perform list | | |
| 7/28 | CB | Cole Coleman | Waived | CB | Isaac Taylor-Stuart Signed as a free agent |
| 7/27 | CB | Chris Lammons | Signed as a free agent | | |
| 7/25 | DE | Al-Quadin Muhammad | Signed as a free agent | DE | Tyquan Lewis Placed on Active/Physically Unable to Perform list |
| | TE | Will Mallory | Placed on Active/Physically Unable to Perform list | RB | Jonathan Taylor Placed on Active/Physically Unable to Perform list |
| | QB | Anthony Richardson | Signed contract | | |
| 7/24 | CB | JuJu Brents | Signed contract | T | Blake Freeland Signed contract |
| 6/29 | DE | Rashod Berry | Waived | CB | Isaiah Rodgers Sr. Waived |
| 6/15 | S | Michael Tutisie | Signed as an undrafted free agent | | |
| 6/14 | S | Daniel Scott | Placed on Injured Reserve list | | |
| 6/5 | WR | Breshad Perriman | Signed as a free agent | WR | Tyler Adams Waived |
| 6/1 | RB | Darius Hagens | Waived | DE | Genard Avery Signed as a free agent |
| 5/24 | G | Harris LaChance | Waived | TE | Kaden Smith Signed as a free agent |
| | DT | Adetomiwa Adebawore | Signed contract | | |
| 5/16 | WR | Josh Downs | Signed contract | | |
| 5/9 | WR | Juwann Winnfree | Signed as a free agent | | |
| 5/8 | WR | Tyler Adams | Signed as an undrafted free agent | WR | Kody Case Signed as an undrafted free agent |
| | T | Matthew Vanderslice | Signed as an undrafted free agent | DT | Jamal Woods Signed as an undrafted free agent |
| 5/5 | QB | Nick Foles | Released | LB | Liam Anderson Signed as an undrafted free agent |
| | CB | Cole Coleman | Signed as an undrafted free agent | G | Emil Ekiyor Signed as an undrafted free agent |
| | RB | Evan Hull | Signed contract | CB | Jaylon Jones Signed contract |
| | WR | Johnny King | Signed as an undrafted free agent | G | Harris LaChance Signed as an undrafted free agent |
| | DE | Titus Leo | Signed contract | S | Aaron Maddox Signed as an undrafted free agent |
| | TE | Will Mallory | Signed contract | LB | Donavan Mutin Signed as an undrafted free agent |
| | CB | Darius Rush | Signed contract | DT | Caleb Sampson Signed as an undrafted free agent |
| | S | Daniel Scott | Signed contract | RB | Zavier Scott Signed as an undrafted free agent |
| | T | Jake Witt | Signed contract | RB | Darius Hagens Signed as an undrafted free agent |
| 5/4 | DE | Kameron Cline | Waived | TE | Nikola Kalinic Waived |
| | LB | Forrest Rhine | Waived | DT | Chris Williams Waived |
| | TE | Jalen Wydermyer | Waived | | |
| 5/2 | RB | Darrynton Evans | Waived | RB | Aaron Shampkin Waived |
| | CB | David Vereen | Waived | WR | Kristian Wilkerson Waived |
| 4/29 | RB | Evan Hull | Selected in the fifth round (176th overall) of the 2023 NFL Draft | CB | Jaylon Jones Selected in the seventh round (221st overall) of the 2023 NFL Draft |
| | DE | Titus Leo | Selected in the sixth round (211th overall) of the 2023 NFL Draft | CB | Darius Rush Selected in the fifth round (138th overall) of the 2023 NFL Draft |
| | S | Daniel Scott | Selected in the fifth round (158th overall) of the 2023 NFL Draft | T | Jake Witt Selected in the seventh round (236th overall) of the 2023 NFL Draft |
| | TE | Will Mallory | Selected in the fifth round (162nd overall) of the 2023 NFL Draft | DT | Adetomiwa Adebawore Selected in the fourth round (110th overall) of the 2023 NFL Draft |
| | T | Blake Freeland | Selected in the fourth round (106th overall) of the 2023 NFL Draft | | |
| 4/28 | WR | Josh Downs | Selected in the third round (79th overall) of the 2023 NFL Draft | CB | JuJu Brents Selected in the second round (44th overall) of the 2023 NFL Draft |
| 4/27 | QB | Anthony Richardson | Selected in the first round (fourth overall) of the 2023 NFL Draft | | |
| 4/10 | TE | Pharaoh Brown | Signed as an unrestricted free agent (CLE) | | |
| 3/31 | RB | Darrynton Evans | Signed as a free agent | | |
| 3/27 | DE | Khalid Kareem | Re-signed | | |
| 3/22 | WR | Isaiah McKenzie | Signed as a free agent | | |
| 3/20 | WR | Ashton Dulin | Re-signed | | |
| 3/17 | G | Gardner Minshew II | Signed as an unrestricted free agent (PHI) | K | Matt Gay Signed as an unrestricted free agent (LAR) |
| | DT | Taven Bryan | Signed as an unrestricted free agent (CLE) | DE | Samson Ebukam Signed as an unrestricted free agent (SF) |
| 3/16 | CB | Tony Brown | Re-signed | | |
| 3/15 | LB | E.J. Speed | Signed contract extension | G/T | Carter O'Donnell Signed contract extension |
| | CB | Stephon Gilmore | Traded to Dallas in exchange for fifth-round selection (176th overall) in the 2023 NFL Draft | QB | Matt Ryan Released |



ROSTER/TRANSACTIONS



| | | | | | | |
|-------------|----|---------------------|-------------------------------------|----|-----------------|-------------------------------------|
| 3/13 | DE | Tyquan Lewis | Signed contract extension | | | |
| 2/23 | WR | Malik Turner | Signed as a free agent | | | |
| 2/22 | CB | Kevin Toliver II | Signed as a free agent | | | |
| 2/16 | WR | Kristian Wilkerson | Claimed off waivers (from NE) | | | |
| 2/13 | T | Dakoda Shepley | Claimed off waivers (from DAL) | | | |
| 1/27 | WR | Ethan Fernea | Signed to reserve/future contract | | | |
| 1/10 | K | Lucas Havrisik | Signed to reserve/future contract | | | |
| 1/9 | WR | Keke Coutee | Reverted back to the practice squad | S | Trevor Denbow | Reverted back to the practice squad |
| | DT | McTelvin Agim | Signed to reserve/future contract | S | Henry Black | Signed to reserve/future contract |
| | S | Marcel Dabo | Signed to reserve/future contract | S | Trevor Denbow | Signed to reserve/future contract |
| | G | Arlington Hambricht | Signed to reserve/future contract | T | Jordan Murray | Signed to reserve/future contract |
| | LB | Segun Olubi | Signed to reserve/future contract | LB | Forrest Rhyne | Signed to reserve/future contract |
| | RB | Aaron Champkin | Signed to reserve/future contract | WR | Vyncint Smith | Signed to reserve/future contract |
| | CB | David Vereen | Signed to reserve/future contract | TE | Jalen Wydermyer | Signed to reserve/future contract |
| | RB | Deon Jackson | Signed contract extension | DT | Chris Williams | Signed contract extension |



PLAYER PARTICIPATION



| 2023 REGULAR SEASON INDIANAPOLIS COLTS PLAYER PARTICIPATION | | | | | | | | | | | | | | | | | | | | | |
|---|-------|--------|--------|------|------|--------|-----|-------|------|-------|-------|------|-------|-------|-------|-------|-----|----|----|-----|----|
| PLAYERS | JAX | AT HOU | AT BAL | LAR | TEN | AT JAX | CLE | 10/29 | 11/5 | 11/12 | 11/26 | 12/3 | 12/10 | 12/16 | 12/24 | 12/31 | 1/7 | GP | GS | DNP | IN |
| Adetokunbo Ademilayo | N | N | N | N | P | F | N | - | - | - | - | - | - | - | - | - | - | 3 | 0 | 0 | 4 |
| McTavish Adams | PS | PS | PS | PS | PS | PS | PS | - | - | - | - | - | - | - | - | - | - | 0 | 0 | 0 | 0 |
| Mo'Nique Cole | P | TE | TE | TE | P | P | P | - | - | - | - | - | - | - | - | - | - | 7 | 3 | 0 | 0 |
| Jack Anderson | NOT | PSIR | PSIR | PSI | PSI | PSI | PS | - | - | - | - | - | - | - | - | - | - | 0 | 0 | 0 | 0 |
| Liam Anderson | PS | PS | PS | PS | PS | PS | PS | - | - | - | - | - | - | - | - | - | - | 0 | 0 | 0 | 0 |
| Samuel Aspin | IR | IR | IR | IR | IR | IR | IR | - | - | - | - | - | - | - | - | - | - | 0 | 0 | 0 | 0 |
| Darrell Baker Jr. | CB | P | N | N | N | P | P | - | - | - | - | - | - | - | - | - | - | 5 | 1 | 0 | 2 |
| Henry Black | PS | PS | PS | PS | PS | PS | PS | - | - | - | - | - | - | - | - | - | - | 0 | 0 | 0 | 0 |
| Julian Blackmon | SS | SS | SS | SS | SS | SS | SS | - | - | - | - | - | - | - | - | - | - | 7 | 7 | 0 | 0 |
| Ree Boertger | NOT | PS | P | P | P | PS | N | - | - | - | - | - | - | - | - | - | - | 2 | 0 | 0 | 2 |
| Julio Brents | N | N | P | CB | CB | CB | CB | - | - | - | - | - | - | - | - | - | - | 5 | 4 | 0 | 2 |
| Tony Brown | P | P | P | P | P | P | N | - | - | - | - | - | - | - | - | - | - | 6 | 0 | 0 | 1 |
| Devin Bryson | P | P | P | P | P | P | P | - | - | - | - | - | - | - | - | - | - | 7 | 2 | 0 | 0 |
| DeForest Buckner | DT | DT | DT | P | DT | DT | DT | - | - | - | - | - | - | - | - | - | - | 7 | 6 | 0 | 0 |
| Tyrie Cleveland | A | A | A | A | A | A | A | - | - | - | - | - | - | - | - | - | - | 0 | 0 | 0 | 0 |
| Nick Cross | P | P | P | P | P | P | P | - | - | - | - | - | - | - | - | - | - | 7 | 0 | 0 | 0 |
| Marcel Dabo | PS | PS | PS | PS | PS | PS | PS | - | - | - | - | - | - | - | - | - | - | 0 | 0 | 0 | 0 |
| Trevor Denbow | P | P | P | P | P | P | P | - | - | - | - | - | - | - | - | - | - | 7 | 0 | 0 | 0 |
| Josh Downs | WR | P | WR | P | WR | WR | WR | - | - | - | - | - | - | - | - | - | - | 7 | 5 | 0 | 0 |
| Ashton Dulin | IR | IR | IR | IR | IR | IR | IR | - | - | - | - | - | - | - | - | - | - | 0 | 0 | 0 | 0 |
| Samuel Ekwam | DE | DE | DE | DE | DE | DE | DE | - | - | - | - | - | - | - | - | - | - | 7 | 7 | 0 | 0 |
| Sam Ehlinger | QB3 | QB3 | X | QB3 | QB3 | X | X | - | - | - | - | - | - | - | - | - | - | 0 | 0 | 3 | 4 |
| Dallas Flowers | CB | CB | CB | CB | CB | IR | IR | - | - | - | - | - | - | - | - | - | - | 4 | 4 | 0 | 0 |
| Zane Franklin | MLB | MLB | MLB | MLB | MLB | MLB | MLB | - | - | - | - | - | - | - | - | - | - | 7 | 7 | 0 | 0 |
| Blake Freeland | P | P | X | LT | LT | RT | RT | - | - | - | - | - | - | - | - | - | - | 6 | 4 | 1 | 0 |
| Wesley French | P | P | C | C | P | P | P | - | - | - | - | - | - | - | - | - | - | 7 | 2 | 0 | 0 |
| Will Fries | RG | RG | RG | RG | RG | RG | RG | - | - | - | - | - | - | - | - | - | - | 7 | 7 | 0 | 0 |
| Julian Fuke | P | P | P | P | NOT | NOT | NOT | - | - | - | - | - | - | - | - | - | - | 4 | 0 | 0 | 0 |
| Matt Giteau | P | P | P | P | P | P | P | - | - | - | - | - | - | - | - | - | - | 7 | 0 | 0 | 0 |
| Tyler Goodson | A | PS | PS | PS | PS | PS | PS | - | - | - | - | - | - | - | - | - | - | 0 | 0 | 0 | 0 |
| Kyle Granson | P | TE | P | P | P | TE | N | - | - | - | - | - | - | - | - | - | - | 6 | 2 | 0 | 1 |
| Shane Hall | PS | PS | PS | NOT | PS | PS | PS | - | - | - | - | - | - | - | - | - | - | 0 | 0 | 0 | 0 |
| Arlington Hanks | PS | N | N | X | X | X | X | - | - | - | - | - | - | - | - | - | - | 0 | 0 | 4 | 2 |
| KJ Hamler | A | A | A | A | A | A | A | - | - | - | - | - | - | - | - | - | - | 0 | 0 | 0 | 0 |
| Ronnie Harrison Jr. | PS | PS | PS | PS | PS | PS | PS | - | - | - | - | - | - | - | - | - | - | 0 | 0 | 0 | 0 |
| Lucas Harvin | NOT | NOT | NOT | NOT | NOT | NOT | PS | - | - | - | - | - | - | - | - | - | - | 0 | 0 | 0 | 0 |
| Evan Hull | P | IR | IR | IR | IR | IR | IR | - | - | - | - | - | - | - | - | - | - | 1 | 0 | 0 | 0 |
| Deon Jackson | RB | P | NOT | NOT | NOT | NOT | P | - | - | - | - | - | - | - | - | - | - | 3 | 1 | 0 | 0 |
| Eric Johnson II | P | P | P | P | P | P | P | - | - | - | - | - | - | - | - | - | - | 7 | 0 | 0 | 0 |
| David Jones | P | P | P | P | P | CB | P | - | - | - | - | - | - | - | - | - | - | 7 | 1 | 0 | 0 |
| Ryan Kelly | C | C | N | N | C | C | C | - | - | - | - | - | - | - | - | - | - | 5 | 5 | 0 | 2 |
| Lewis Kidd | A | PS | PS | PS | PS | PS | PS | - | - | - | - | - | - | - | - | - | - | 0 | 0 | 0 | 0 |
| Chris Lemmons | R/SUS | R/SUS | R/SUS | PS | PS | PS | PS | - | - | - | - | - | - | - | - | - | - | 0 | 0 | 0 | 0 |
| Isiah Land | N | N | N | N | N | N | N | - | - | - | - | - | - | - | - | - | - | 1 | 0 | 0 | 0 |
| Shaquille Leonard | WLB | WLB | WLB | WLB | N | WLB | WLB | - | - | - | - | - | - | - | - | - | - | 6 | 6 | 0 | 1 |
| Trus Leo | IR | IR | IR | IR | IR | IR | IR | - | - | - | - | - | - | - | - | - | - | 0 | 0 | 0 | 0 |
| Travian Lewis | P | P | P | P | P | P | P | - | - | - | - | - | - | - | - | - | - | 7 | 0 | 0 | 0 |
| Will Maloney | N | P | N | N | N | N | P | - | - | - | - | - | - | - | - | - | - | 3 | 0 | 0 | 4 |
| Jake Martin | P | P | P | P | P | P | P | - | - | - | - | - | - | - | - | - | - | 7 | 0 | 0 | 0 |
| Cameron McGrone | P | P | P | N | P | P | P | - | - | - | - | - | - | - | - | - | - | 6 | 0 | 0 | 1 |
| Isiah McKenzie | P | P | P | P | P | P | P | - | - | - | - | - | - | - | - | - | - | 7 | 0 | 0 | 0 |
| Boo McMath | PS | PS | PS | PS | PS | PS | PS | - | - | - | - | - | - | - | - | - | - | 0 | 0 | 0 | 0 |
| Anthony Miller | A | A | A | A | A | A | PS | - | - | - | - | - | - | - | - | - | - | 0 | 0 | 0 | 0 |
| Gardner Minshew II | P | P | QB | P | P | P | QB | - | - | - | - | - | - | - | - | - | - | 7 | 3 | 0 | 0 |
| Kellen Mond | A | A | A | A | A | A | PS | - | - | - | - | - | - | - | - | - | - | 0 | 0 | 0 | 0 |
| D.J. Montgomery | PS | PS | PS | PS | PS | PS | PS | - | - | - | - | - | - | - | - | - | - | 0 | 0 | 0 | 0 |
| Kenny Moore II | NCB | CB | CB | NCB | NCB | NCB | CB | - | - | - | - | - | - | - | - | - | - | 7 | 7 | 0 | 0 |
| Zack Moss | N | RB | RB | RB | RB | RB | P | - | - | - | - | - | - | - | - | - | - | 6 | 5 | 0 | 1 |
| Al-Quadin Muhammad | PS | PS | PS | PS | PS | PS | PS | - | - | - | - | - | - | - | - | - | - | 0 | 0 | 0 | 0 |
| Jordan Murray | NOT | PS | PS | PS | PS | PS | PS | - | - | - | - | - | - | - | - | - | - | 0 | 0 | 0 | 0 |
| Quenton Nelson | LG | LG | LG | LG | LG | LG | LG | - | - | - | - | - | - | - | - | - | - | 7 | 7 | 0 | 0 |
| Dayo Odeyemi | P | P | P | P | P | DE | P | - | - | - | - | - | - | - | - | - | - | 7 | 1 | 0 | 0 |
| Chris Ogburn | TE | N | P | TE | TE | P | TE | - | - | - | - | - | - | - | - | - | - | 6 | 4 | 0 | 1 |
| Sequan Olubi | P | P | P | P | P | P | P | - | - | - | - | - | - | - | - | - | - | 7 | 0 | 0 | 0 |
| Kwity Paye | DE | DE | DE | DE | N | DE | DE | - | - | - | - | - | - | - | - | - | - | 6 | 6 | 0 | 1 |
| Alec Pierce | WR | WR | WR | WR | WR | WR | WR | - | - | - | - | - | - | - | - | - | - | 7 | 7 | 0 | 0 |
| Darius Price | IR | IR | IR | IR | IR | IR | IR | - | - | - | - | - | - | - | - | - | - | 0 | 0 | 0 | 0 |
| Michael Pittman Jr. | WR | WR | WR | WR | WR | WR | WR | - | - | - | - | - | - | - | - | - | - | 7 | 7 | 0 | 0 |
| Burnham Raimann | LT | LT | LT | N | N | N | LT | - | - | - | - | - | - | - | - | - | - | 5 | 5 | 0 | 2 |
| Luke Rhodes | P | P | P | P | P | P | P | - | - | - | - | - | - | - | - | - | - | 7 | 0 | 0 | 0 |
| Anthony Richardson | QB | QB | N | QB | QB | N | QB | - | - | - | - | - | - | - | - | - | - | 4 | 4 | 0 | 2 |
| Amani Rodgers | PS | PS | PS | P | P | P | P | - | - | - | - | - | - | - | - | - | - | 3 | 0 | 0 | 0 |
| Rigoberto Sanchez | P | P | P | P | P | P | P | - | - | - | - | - | - | - | - | - | - | 7 | 0 | 0 | 0 |
| Daniel Scott | IR | IR | IR | IR | IR | IR | IR | - | - | - | - | - | - | - | - | - | - | 0 | 0 | 0 | 0 |
| Zavier Scott | NOT | NOT | NOT | NOT | NOT | NOT | PS | - | - | - | - | - | - | - | - | - | - | 0 | 0 | 0 | 0 |
| Trey Sermon | A | A | P | P | P | P | P | - | - | - | - | - | - | - | - | - | - | 5 | 0 | 0 | 0 |
| Dakota Shapley | NOT | NOT | PS | PS | PS | PS | NOT | - | - | - | - | - | - | - | - | - | - | 0 | 0 | 0 | 0 |
| Josh Siah | P | P | P | P | P | P | P | - | - | - | - | - | - | - | - | - | - | 7 | 0 | 0 | 0 |
| Braden Smith | RT | RT | RT | RT | RT | N | N | - | - | - | - | - | - | - | - | - | - | 5 | 5 | 0 | 2 |
| Ameer Speed | P | SAM | SAM | P | SAM | SAM | SAM | - | - | - | - | - | - | - | - | - | - | 0 | 0 | 0 | 1 |
| E.J. Speed | NT | NT | NT | NT | NT | R/SUS | NT | - | - | - | - | - | - | - | - | - | - | 7 | 5 | 0 | 0 |
| Mike Strahan | PS | NOT | NOT | NOT | NOT | NOT | NOT | - | - | - | - | - | - | - | - | - | - | 6 | 6 | 0 | 0 |
| Grant Stuart | P | P | P | P | P | P | P | - | - | - | - | - | - | - | - | - | - | 7 | 0 | 0 | 0 |
| Isaac Taylor-Stuart | PS | PS | PS | PS | PS | PS | PS | - | - | - | - | - | - | - | - | - | - | 0 | 0 | 0 | 0 |
| Jonathan Taylor | R/UP | R/UP | R/UP | R/UP | R/UP | R/UP | RB | - | - | - | - | - | - | - | - | - | - | 3 | 1 | 0 | 0 |
| Rodney Thomas II | FS | FS | FS | FS | FS | FS | FS | - | - | - | - | - | - | - | - | - | - | 7 | 7 | 0 | 0 |
| Juwann Winfree | P | P | P | PS | PS | NOT | P | - | - | - | - | - | - | - | - | - | - | 4 | 0 | 0 | 0 |
| Jake Wirtz | IR | IR | IR | IR | IR | IR | IR | - | - | - | - | - | - | - | - | - | - | 0 | 0 | 0 | 0 |
| Jason Woods | IR | IR | IR | IR | IR | IR | IR | - | - | - | - | - | - | - | - | - | - | 0 | 0 | 0 | 0 |

ROSTER/GAME-BY-GAME CAPTAINS



| 2023 REGULAR SEASON - CAPTAINS | | | | |
|--------------------------------|-----------------|--------------------------------------|---|---------------|
| DATE | OPPONENT | OFFENSE | DEFENSE | SPECIAL TEAMS |
| 9/10 | Jacksonville | Quenton Nelson Ryan Kelly | Shaquille Leonard DeForest Buckner | NONE |
| 9/17 | at Houston | Anthony Richardson | Kenny Moore II Zaire Franklin | NONE |
| 9/24 | at Baltimore | NONE | Kenny Moore II Shaquille Leonard Grover Stewart DeForest Buckner | NONE |
| 10/1 | L.A. Rams | Anthony Richardson Quenton Nelson | Zaire Franklin | Matt Gay |
| 10/8 | Tennessee | Ryan Kelly | Kenny Moore II DeForest Buckner | NONE |
| 10/15 | at Jacksonville | Gardner Minshew II Quenton Nelson | Zaire Franklin Shaquille Leonard | NONE |
| 10/22 | Cleveland | Ryan Kelly | Kenny Moore II DeForest Buckner | NONE |
| 10/29 | New Orleans | -- | -- | -- |
| 11/5 | at Carolina | -- | -- | -- |
| 11/12 | at New England | -- | -- | -- |
| 11/26 | Tampa Bay | -- | -- | -- |
| 12/3 | at Tennessee | -- | -- | -- |
| 12/10 | at Cincinnati | -- | -- | -- |
| 12/16 | Pittsburgh | -- | -- | -- |
| 12/24 | at Atlanta | -- | -- | -- |
| 12/31 | Las Vegas | -- | -- | -- |
| 1/7 | Houston | -- | -- | -- |



ROSTER/GAME-BY-GAME STARTERS



| 2023 REGULAR SEASON | | | | | | | | | | |
|---------------------|-----------------|-----------------------|----------------|---------------|------------|-----------------------|-------------------------------|---|--------------------|-----------------|
| OFFENSE | | | | | | | | | | |
| DATE | OPPONENT | LT | LG | C | RG | RT | TE | WR | QB | RB |
| 9/10 | Jacksonville | Bernhard Raimann | Quanton Nelson | Ryan Kelly | Will Fries | Braden Smith | Drew Ogletree | Josh Downs/ Alec Pierce/ Michael Pittman Jr. | Anthony Richardson | Deon Jackson |
| 9/17 | at Houston | Bernhard Raimann | Quanton Nelson | Ryan Kelly | Will Fries | Braden Smith | Kylen Granson/ Mo Alie-Cox | Alec Pierce/ Michael Pittman Jr. | Anthony Richardson | Zack Moss |
| 9/24 | at Baltimore | Bernhard Raimann | Quanton Nelson | Wesley French | Will Fries | Braden Smith | Mo Alie-Cox | Josh Downs/ Alec Pierce/ Michael Pittman Jr. | Gardner Minshew II | Zack Moss |
| 10/1 | L.A. Rams | <u>Blake Freeland</u> | Quanton Nelson | Wesley French | Will Fries | Braden Smith | Mo Alie-Cox/ Drew Ogletree | Alec Pierce/ Michael Pittman Jr. | Anthony Richardson | Zack Moss |
| 10/8 | Tennessee | <u>Blake Freeland</u> | Quanton Nelson | Ryan Kelly | Will Fries | Braden Smith | Drew Ogletree | Josh Downs/ Alec Pierce/ Michael Pittman Jr. | Anthony Richardson | Zack Moss |
| 10/15 | at Jacksonville | Bernhard Raimann | Quanton Nelson | Ryan Kelly | Will Fries | <u>Blake Freeland</u> | Kylen Granson | Josh Downs/ Alec Pierce/ Michael Pittman Jr. | Gardner Minshew II | Zack Moss |
| 10/22 | Cleveland | Bernhard Raimann | Quanton Nelson | Ryan Kelly | Will Fries | <u>Blake Freeland</u> | Drew Ogletree | Josh Downs/ Alec Pierce/ Michael Pittman Jr. | Gardner Minshew II | Jonathan Taylor |
| 10/29 | New Orleans | -- | -- | -- | -- | -- | -- | -- | -- | -- |
| 11/5 | at Carolina | -- | -- | -- | -- | -- | -- | -- | -- | -- |
| 11/12 | at New England | -- | -- | -- | -- | -- | -- | -- | -- | -- |
| 11/26 | Tampa Bay | -- | -- | -- | -- | -- | -- | -- | -- | -- |
| 12/3 | at Tennessee | -- | -- | -- | -- | -- | -- | -- | -- | -- |
| 12/10 | at Cincinnati | -- | -- | -- | -- | -- | -- | -- | -- | -- |
| 12/16 | Pittsburgh | -- | -- | -- | -- | -- | -- | -- | -- | -- |
| 12/24 | at Atlanta | -- | -- | -- | -- | -- | -- | -- | -- | -- |
| 12/31 | Las Vegas | -- | -- | -- | -- | -- | -- | -- | -- | -- |
| 1/7 | Houston | -- | -- | -- | -- | -- | -- | -- | -- | -- |

| 2023 REGULAR SEASON | | | | | | | | | | | |
|---------------------|-----------------|--------------|------------------|----------------|---------------|-------------------|----------------|------------|--|------------------|-----------------|
| DEFENSE | | | | | | | | | | | |
| DATE | OPPONENT | DE | DT | NT | DE | WLB | MLB | SAM | CB | FS | SS |
| 9/10 | Jacksonville | Kwity Paye | DeForest Buckner | Grover Stewart | Samson Ebukam | Shaquille Leonard | Zaire Franklin | -- | Dallis Flowers/ Kenny Moore II/ Darrell Baker Jr. | Rodney Thomas II | Julian Blackmon |
| 9/17 | at Houston | Kwity Paye | DeForest Buckner | Grover Stewart | Samson Ebukam | Shaquille Leonard | Zaire Franklin | E.J. Speed | Dallis Flowers/ Kenny Moore II | Rodney Thomas II | Julian Blackmon |
| 9/24 | at Baltimore | Kwity Paye | DeForest Buckner | Grover Stewart | Samson Ebukam | Shaquille Leonard | Zaire Franklin | E.J. Speed | Dallis Flowers/ Kenny Moore II | Rodney Thomas II | Julian Blackmon |
| 10/1 | L.A. Rams | Kwity Paye | Taven Bryan | Grover Stewart | Samson Ebukam | Shaquille Leonard | Zaire Franklin | -- | JuJu Brents/ Dallis Flowers/ Kenny Moore II | Rodney Thomas II | Julian Blackmon |
| 10/8 | Tennessee | Dayo Odeyibo | DeForest Buckner | Grover Stewart | Samson Ebukam | E.J. Speed | Zaire Franklin | -- | JuJu Brents/ Jaylon Jones/ Kenny Moore II | Rodney Thomas II | Julian Blackmon |
| 10/15 | at Jacksonville | Kwity Paye | DeForest Buckner | Grover Stewart | Samson Ebukam | Shaquille Leonard | Zaire Franklin | E.J. Speed | JuJu Brents/ Kenny Moore II | Rodney Thomas II | Julian Blackmon |
| 10/22 | Cleveland | Kwity Paye | DeForest Buckner | Taven Bryan | Samson Ebukam | Shaquille Leonard | Zaire Franklin | E.J. Speed | JuJu Brents/ Kenny Moore II | Rodney Thomas II | Julian Blackmon |
| 10/29 | New Orleans | -- | -- | -- | -- | -- | -- | -- | -- | -- | -- |
| 11/5 | at Carolina | -- | -- | -- | -- | -- | -- | -- | -- | -- | -- |
| 11/12 | at New England | -- | -- | -- | -- | -- | -- | -- | -- | -- | -- |
| 11/26 | Tampa Bay | -- | -- | -- | -- | -- | -- | -- | -- | -- | -- |
| 12/3 | at Tennessee | -- | -- | -- | -- | -- | -- | -- | -- | -- | -- |
| 12/10 | at Cincinnati | -- | -- | -- | -- | -- | -- | -- | -- | -- | -- |
| 12/16 | Pittsburgh | -- | -- | -- | -- | -- | -- | -- | -- | -- | -- |
| 12/24 | at Atlanta | -- | -- | -- | -- | -- | -- | -- | -- | -- | -- |
| 12/31 | Las Vegas | -- | -- | -- | -- | -- | -- | -- | -- | -- | -- |
| 1/7 | Houston | -- | -- | -- | -- | -- | -- | -- | -- | -- | -- |



GROVER STEWART

DEFENSIVE TACKLE



COLTS STATS

DEFENSIVE STATS



2023 REGULAR SEASON INDIANAPOLIS COLTS DEFENSIVE STATS
(THROUGH WEEK 7)

| POS. | PLAYER | TKL. | AST. | COMB | SACKS | SACKS/YDS. | TFL | QBH | INT./YDS. | PD | FF | FR |
|--------------|---------------|------|------|------|-------|------------|-----|-----|-----------|----|----|----|
| LB | Z. Franklin | 58 | 30 | 88 | 1.5 | 1.5/7.5 | 2 | 3 | 0/0 | 2 | 1 | 0 |
| S | J. Blackmon | 35 | 15 | 50 | 0.0 | 0.0/0.0 | 4 | 0 | 2/10 | 3 | 0 | 0 |
| CB | K. Moore II | 34 | 12 | 46 | 1.5 | 1.5/13.0 | 7 | 2 | 1/0 | 3 | 0 | 0 |
| LB | S. Leonard | 19 | 16 | 35 | 0.0 | 0.0/0.0 | 2 | 0 | 0/0 | 0 | 0 | 0 |
| LB | E. Speed | 20 | 11 | 31 | 1.0 | 1.0/9.0 | 6 | 2 | 0/0 | 2 | 1 | 0 |
| DT | D. Buckner | 15 | 14 | 29 | 3.0 | 3.0/20.0 | 4 | 6 | 0/0 | 1 | 1 | 1 |
| CB | J. Brents | 20 | 4 | 24 | 0.0 | 0.0/0.0 | 0 | 0 | 1/0 | 3 | 1 | 1 |
| DE | S. Ebukam | 18 | 5 | 23 | 4.0 | 4.0/35.0 | 6 | 9 | 0/0 | 1 | 1 | 0 |
| DT | G. Stewart | 13 | 7 | 20 | 0.0 | 0.0/0.0 | 2 | 5 | 0/0 | 0 | 0 | 0 |
| S | R. Thomas II | 15 | 4 | 19 | 0.0 | 0.0/0.0 | 0 | 0 | 1/0 | 3 | 0 | 0 |
| DE | K. Paye | 13 | 6 | 19 | 3.0 | 3.0/19.0 | 4 | 4 | 0/0 | 0 | 0 | 2 |
| DE | D. Odeyngbo | 9 | 7 | 16 | 2.0 | 2.0/16.5 | 2 | 6 | 0/0 | 2 | 2 | 0 |
| CB | D. Flowers | 11 | 4 | 15 | 0.0 | 0.0/0.0 | 1 | 0 | 0/0 | 3 | 0 | 0 |
| DT | T. Bryan | 9 | 3 | 12 | 2.0 | 2.0/9.0 | 3 | 1 | 0/0 | 0 | 1 | 0 |
| CB | D. Baker Jr. | 9 | 1 | 10 | 0.0 | 0.0/0.0 | 0 | 0 | 0/0 | 2 | 0 | 0 |
| DE | T. Lewis | 6 | 3 | 9 | 1.0 | 1.0/6.0 | 3 | 5 | 0/0 | 1 | 0 | 0 |
| DT | E. Johnson II | 3 | 4 | 7 | 0.0 | 0.0/0.0 | 1 | 1 | 0/0 | 0 | 0 | 0 |
| CB | J. Jones | 2 | 2 | 4 | 0.0 | 0.0/0.0 | 0 | 0 | 0/0 | 0 | 0 | 0 |
| DE | J. Martin | 2 | 1 | 3 | 1.0 | 1.0/11.0 | 1 | 2 | 0/0 | 0 | 0 | 0 |
| LB | S. Olubi | 1 | 2 | 3 | 0.0 | 0.0/0.0 | 0 | 0 | 0/0 | 0 | 0 | 0 |
| LB | G. Stuard | 2 | 0 | 2 | 0.0 | 0.0/0.0 | 0 | 1 | 0/0 | 0 | 0 | 0 |
| DE | I. Land | 0 | 1 | 1 | 0.0 | 0.0/0.0 | 0 | 0 | 0/0 | 0 | 0 | 0 |
| CB | T. Brown | 0 | 0 | 0 | 0.0 | 0.0/0.0 | 0 | 0 | 1/34 | 1 | 0 | 0 |
| COLTS TOTALS | | 314 | 152 | 466 | 20.0 | 20.0/146.0 | 48 | 47 | 6/44 | 27 | 8 | 4 |
| OPP. TOTALS | | 297 | 191 | 488 | 18.0 | 18.0/103.0 | 25 | 32 | 5/65 | 28 | 10 | 5 |

Tkl.=Tackle, Ast.=Assist, Comb=Combined, TFL=Tackle for a Loss, QBH=Quarterback Hits, Int.=Interception, PD=Pass Defense, FF=Forced Fumble, FR=Fumble Recovery

| 2023 COLTS SPECIAL TEAMS | | | | | | | | DEFENSIVE STATS BY RANK | | | | | | | | | |
|--------------------------|----------------|----|----|----|-------|----|----|-------------------------|-----|---------------|-----|------------------|-----|-----------------|-----|------------------|------|
| POS. | PLAYER | TK | IS | AS | TOTAL | FF | FR | SACKS | | INTERCEPTIONS | | TACKLES FOR LOSS | | PASSES DEFENSED | | QUARTERBACK HITS | |
| | | | | | | | | PLAYER | NO. | PLAYER | NO. | PLAYER | NO. | PLAYER | NO. | PLAYER | HITS |
| S | Cross, Nick | 7 | 1 | 8 | 0 | 0 | 0 | S. Ebukam | 4.0 | J. Blackmon | 2 | K. Moore II | 7 | J. Blackmon | 3 | S. Ebukam | 9 |
| S | Denbow, Trevor | 3 | 3 | 6 | 0 | 0 | 0 | D. Buckner | 3.0 | J. Brents | 1 | S. Ebukam | 6 | J. Brents | 3 | D. Buckner | 6 |
| TE | Ogletree, Drew | 3 | 1 | 4 | 0 | 0 | 0 | K. Paye | 3.0 | T. Brown | 1 | E. Speed | 6 | D. Flowers | 3 | D. Odeyngbo | 6 |
| LB | Stuard, Grant | 2 | 1 | 3 | 0 | 0 | 0 | T. Bryan | 2.0 | K. Moore II | 1 | J. Blackmon | 4 | R. Thomas II | 3 | T. Lewis | 5 |
| LB | Olubi, Segun | 2 | 0 | 2 | 0 | 0 | 0 | D. Odeyngbo | 2.0 | R. Thomas II | 1 | D. Buckner | 4 | K. Moore II | 3 | G. Stewart | 5 |
| LB | Speed, E.J. | 2 | 0 | 2 | 0 | 0 | 0 | Z. Franklin | 1.5 | | | K. Paye | 4 | D. Baker Jr. | 2 | K. Paye | 4 |
| LS | Rhodes, Luke | 1 | 1 | 2 | 0 | 0 | 0 | K. Moore II | 1.5 | | | T. Bryan | 3 | Z. Franklin | 2 | Z. Franklin | 3 |
| CB | Brown, Tony | 1 | 0 | 1 | 0 | 0 | 0 | T. Lewis | 1.0 | | | T. Lewis | 3 | D. Odeyngbo | 2 | J. Martin | 2 |
| K | Gay, Matt | 1 | 0 | 1 | 0 | 0 | 0 | J. Martin | 1.0 | | | Z. Franklin | 2 | E. Speed | 2 | K. Moore II | 2 |
| TE | Granson, Kylen | 1 | 0 | 1 | 0 | 0 | 0 | E. Speed | 1.0 | | | S. Leonard | 2 | T. Brown | 1 | E. Speed | 2 |
| CB | Jones, Jaylon | 1 | 0 | 1 | 0 | 0 | 0 | | | | | D. Odeyngbo | 2 | D. Buckner | 1 | T. Bryan | 1 |
| TOTALS | | 24 | 7 | 31 | 0 | 0 | 0 | G. Stewart | 2 | | | S. Ebukam | 1 | S. Ebukam | 1 | E. Johnson II | 1 |
| | | | | | | | | D. Flowers | 2 | | | T. Lewis | 1 | | 1 | G. Stuard | 1 |
| | | | | | | | | E. Johnson II | 1 | | | | | | | | |
| | | | | | | | | J. Martin | 1 | | | | | | | | |



WEEK-BY-WEEK LEADERS



2023 REGULAR SEASON INDIANAPOLIS COLTS WEEK-BY-WEEK LEADERS
(THROUGH WEEK 7)

| DATE | OPPONENT | SCORING | | RUSHING | | RECEPTIONS | | RECEIVING | | TACKLES | | SOLO TACKLES | | SACKS | | INTERCEPTIONS | | FORCED FUMBLES | | RECOVERED FUMBLES | | PASSING | | CARRIES | |
|---------------------------------|-------------|--|-----|---------------|-------|-------------------|-----|-------------------|-------|-------------|-----|--------------|-----|---|-----|-----------------------------|-----|---------------------------------------|-----|----------------------|-----|------------------|-------|----------------------|-----|
| | | PLAYER | NO. | PLAYER | YARDS | PLAYER | NO. | PLAYER | YARDS | PLAYER | NO. | PLAYER | NO. | PLAYER | NO. | PLAYER | NO. | PLAYER | NO. | PLAYER | NO. | PLAYER | YARDS | PLAYER | NO. |
| 09/10 | Jaguars | A. Richardson M. Pittman Jr. D. Buckner | 6 | A. Richardson | 40 | M. Pittman Jr. | 8 | M. Pittman Jr. | 97 | Z. Franklin | 17 | Z. Franklin | 10 | D. Buckner K. Paye | 1.0 | T. Brown | 1 | Z. Franklin D. Buckner E. Speed | 1 | D. Buckner | 1 | A. Richardson | 223 | D. Jackson | 13 |
| 09/17 | at Texans | A. Richardson D. Buckner | 12 | Z. Moss | 88 | M. Pittman Jr. | 8 | M. Pittman Jr. | 56 | Z. Franklin | 13 | Z. Franklin | 8 | E. Speed K. Paye D. Buckner S. Ebukam T. Bryan J. Martin | 1.0 | -- | -- | D. Odeyngbo | 1 | K. Paye | 1 | G. Minshew II | 171 | Z. Moss | 18 |
| 09/24 | at Ravens | M. Gay | 16 | Z. Moss | 122 | M. Pittman Jr. | 9 | M. Pittman Jr. | 77 | Z. Franklin | 15 | Z. Franklin | 11 | Z. Franklin S. Ebukam K. Paye T. Bryan | 1.0 | -- | -- | S. Ebukam J. Brents T. Bryan | 1 | J. Brents K. Paye | 1 | G. Minshew II | 227 | Z. Moss | 30 |
| 10/01 | Rams | A. Richardson | 10 | Z. Moss | 70 | D. Ogletree | 3 | D. Ogletree | 48 | Z. Franklin | 12 | J. Brents | 8 | D. Odeyngbo | 1.5 | K. Moore II | 1 | D. Odeyngbo | 1 | -- | -- | A. Richardson | 200 | Z. Moss | 18 |
| 10/08 | Titans | Z. Moss | 12 | Z. Moss | 165 | J. Downs | 6 | J. Downs | 97 | Z. Franklin | 12 | Z. Franklin | 7 | S. Ebukam K. Moore II | 1.0 | J. Blackmon | 1 | -- | -- | -- | -- | G. Minshew II | 159 | Z. Moss | 23 |
| 10/15 | at Jaguars | M. Gay | 8 | Z. Moss | 21 | M. Pittman Jr. | 9 | M. Pittman Jr. | 109 | Z. Franklin | 8 | Z. Franklin | 6 | S. Ebukam D. Buckner T. Lewis | 1.0 | J. Brents | 1 | -- | -- | -- | -- | G. Minshew II | 329 | J. Taylor | 8 |
| 10/22 | Browns | G. Minshew II | 12 | J. Taylor | 75 | J. Downs | 5 | J. Downs | 125 | Z. Franklin | 11 | Z. Franklin | 9 | K. Moore II | 1.5 | J. Blackmon R. Thomas II | 1 | -- | -- | -- | -- | G. Minshew II | 305 | Z. Moss J. Taylor | 18 |
| 10/29 | Saints | -- | -- | -- | -- | -- | -- | -- | -- | -- | -- | -- | -- | -- | -- | -- | -- | -- | -- | -- | -- | -- | -- | -- | -- |
| 11/05 | at Panthers | -- | -- | -- | -- | -- | -- | -- | -- | -- | -- | -- | -- | -- | -- | -- | -- | -- | -- | -- | -- | -- | -- | -- | -- |
| 11/12 | at Patriots | -- | -- | -- | -- | -- | -- | -- | -- | -- | -- | -- | -- | -- | -- | -- | -- | -- | -- | -- | -- | -- | -- | -- | -- |
| 11/26 | Buccaneers | -- | -- | -- | -- | -- | -- | -- | -- | -- | -- | -- | -- | -- | -- | -- | -- | -- | -- | -- | -- | -- | -- | -- | -- |
| 12/03 | at Titans | -- | -- | -- | -- | -- | -- | -- | -- | -- | -- | -- | -- | -- | -- | -- | -- | -- | -- | -- | -- | -- | -- | -- | -- |
| 12/10 | at Bengals | -- | -- | -- | -- | -- | -- | -- | -- | -- | -- | -- | -- | -- | -- | -- | -- | -- | -- | -- | -- | -- | -- | -- | -- |
| 12/16 | Steelers | -- | -- | -- | -- | -- | -- | -- | -- | -- | -- | -- | -- | -- | -- | -- | -- | -- | -- | -- | -- | -- | -- | -- | -- |
| 12/24 | at Falcons | -- | -- | -- | -- | -- | -- | -- | -- | -- | -- | -- | -- | -- | -- | -- | -- | -- | -- | -- | -- | -- | -- | -- | -- |
| 12/31 | Raiders | -- | -- | -- | -- | -- | -- | -- | -- | -- | -- | -- | -- | -- | -- | -- | -- | -- | -- | -- | -- | -- | -- | -- | -- |
| 01/07 | Texans | -- | -- | -- | -- | -- | -- | -- | -- | -- | -- | -- | -- | -- | -- | -- | -- | -- | -- | -- | -- | -- | -- | -- | -- |
| MOST TIMES LED (INCLUDING TIES) | | A. RICHARDSON | 3 | Z. MOSS | 5 | M. PITTMAN JR. | 4 | M. PITTMAN JR. | 4 | Z. FRANKLIN | 7 | Z. FRANKLIN | 6 | S. EBUKAM | 4 | J. BLACKMON | 2 | D. ODEYNGBO | 2 | K. PAYE | 2 | G. MINSHEW II | 5 | Z. MOSS | 5 |



WEEK-BY-WEEK NFL RANKINGS



| 2023 REGULAR SEASON | | | | | | | | | |
|---------------------|-----------------|---------|------|------|----------------|---------|------|------|----------------|
| | | OFFENSE | | | | DEFENSE | | | |
| DATE | OPPONENT | TOTAL | RUSH | PASS | *POINTS SCORED | TOTAL | RUSH | PASS | *POINTS SCORED |
| 09/10 | Jacksonville | 18 | 29 | 11 | T-13 | 23 | 21 | T-25 | 27 |
| 09/17 | at Houston | 20 | T-20 | 13 | T-10 | 25 | 7 | 29 | T-19 |
| 09/24 | at Baltimore | 19 | 12 | 16 | 10 | 25 | 16 | 23 | T-19 |
| 10/01 | L.A. Rams | 16 | 14 | 18 | 14 | 29 | 23 | 28 | 22 |
| 10/08 | Tennessee | 12 | 8 | 15 | 11 | 28 | 19 | 28 | 22 |
| 10/15 | at Jacksonville | 10 | 14 | 10 | 11 | 26 | 19 | 23 | T-24 |
| 10/22 | Cleveland | 10 | 9 | 10 | T-6 | 22 | 21 | 19 | 30 |

*Points per game



SCORING DRIVES



COLTS 2023 REGULAR SEASON SCORING DRIVES

| DATE | OPPONENT | ACQUIRED | DRIVE | | | Q TIME | FIRST | | SCORING PLAY | IND | OPP |
|--------|-----------------|-----------|--------------|-------|-------|---------|-------|-----|--|-----|-----|
| | | | START | PLAYS | YARDS | | DOWNS | | | | |
| 09/10 | Jacksonville | Kickoff | IND 25 | 11 | 75 | Q1 5:21 | 6 | | Q2: A. Richardson: 2-yard run | 7 | 7 |
| | | Punt | IND 37 | 6 | 63 | Q3 2:35 | 4 | | M. Pittman Jr.: 39-yard pass from A. Richardson | 14 | 14 |
| 09/17 | at Houston | Kickoff | IND 25 | 10 | 75 | Q1 4:16 | 5 | | A. Richardson: 18-yard run | 7 | 0 |
| | | Fumble | HOU 15 | 1 | 15 | Q1 0:05 | 1 | | A. Richardson: 15-yard run | 14 | 0 |
| | | Punt | IND 24 | 6 | 76 | Q2 3:02 | 3 | | Z. Moss: 11-yard run | 21 | 7 |
| | | Kickoff | IND 25 | 14 | 75 | Q2 4:15 | 6 | | K. Granson: 4-yard pass from G. Minshew II | 28 | 10 |
| | | Punt | IND 20 | 9 | 56 | Q3 3:18 | 3 | | M. Gay: 42-yard FG | 31 | 10 |
| 09/24 | at Baltimore | Punt | IND 27 | 9 | 73 | Q2 4:29 | 4 | | Z. Moss: 17-yard pass from G. Minshew II | 7 | 7 |
| | | Fumble | BAL 19 | 7 | 7 | Q2 2:32 | 1 | | M. Gay: 31-yard FG | 10 | 7 |
| | | Punt | IND 45 | 6 | 19 | Q3 2:21 | 1 | | M. Gay: 54-yard FG | 13 | 7 |
| | | Kickoff | IND 25 | 8 | 40 | Q3 3:51 | 2 | | Q4: M. Gay: 53-yard FG | 16 | 14 |
| | | Punt | IND 38 | 6 | 28 | Q4 0:44 | 2 | | M. Gay: 53-yard FG | 19 | 19 |
| | | Downs | IND 47 | 5 | 18 | OT 2:12 | 1 | | M. Gay: 53-yard FG | 22 | 19 |
| 10/01 | L.A. Rams | Kickoff | IND 25 | 4 | 75 | Q3 1:51 | 3 | | M. Allie-Cox: 35-yard pass from A. Richardson | 8 | 23 |
| | | Missed FG | IND 38 | 6 | 62 | Q4 2:31 | 4 | | Richardson | 15 | 23 |
| | | Punt | IND 17 | 13 | 83 | Q4 5:33 | 5 | | A. Richardson: 1-yard run D. Ogletree: 5-yard pass from A. Richardson | 23 | 23 |
| 10/08 | Tennessee | Kickoff | IND 25 | 5 | 75 | Q1 2:32 | 2 | | Z. Moss: 56-yard run | 7 | 3 |
| | | Punt | BAL 19 | 7 | 7 | Q2 5:06 | 2 | | M. Gay: 43-yard FG | 10 | 3 |
| | | Kickoff | IND 25 | 9 | 75 | Q3 4:48 | 5 | | Z. Moss: 3-yard run | 17 | 13 |
| | | Kickoff | IND 25 | 7 | 58 | Q3 3:40 | 3 | | Q4: M. Gay: 35-yard FG | 20 | 16 |
| | | Downs | IND 6 | 14 | 84 | Q4 7:03 | 4 | | M. Gay: 28-yard FG | 23 | 16 |
| 10/15 | at Jacksonville | Kickoff | IND 25 | 16 | 65 | Q1 8:33 | 5 | | M. Gay: 28-yard FG | 3 | 0 |
| | | Kickoff | IND 25 | 9 | 37 | Q2 1:34 | 2 | | M. Gay: 56-yard FG | 6 | 21 |
| | | Kickoff | IND 25 | 12 | 75 | Q3 4:37 | 4 | | Q4: J. Downs: 2-yard pass from G. Minshew II | 13 | 31 |
| | | Punt | IND 28 | 4 | 72 | Q4 1:28 | 3 | | Z. Moss: 3-yard run | 20 | 31 |
| 10/22 | Cleveland | Kickoff | IND 25 | 6 | 75 | Q1 2:25 | 2 | | J. Downs: 59-yard pass from G. Minshew II | 7 | 7 |
| | | Punt | IND 43 | 6 | 57 | Q1 2:25 | 3 | | G. Minshew II: 17-yard run | 14 | 7 |
| | | Kickoff | IND 25 | 8 | 75 | Q2 4:47 | 4 | | G. Minshew II: 4-yard run | 21 | 17 |
| | | Kickoff | IND 25 | 8 | 75 | Q3 4:12 | 5 | | J. Taylor: 5-yard run | 28 | 30 |
| | | Downs | 50 yard line | 7 | 41 | Q3 3:09 | 1 | | Q4: M. Gay: 27-yard FG | 31 | 30 |
| | | Kickoff | IND 25 | 2 | 75 | Q4 0:55 | 1 | | M. Pittman Jr.: 75-yard pass from G. Minshew II | 38 | 33 |
| 10/29 | -- | -- | -- | -- | -- | -- | -- | -- | -- | -- | -- |
| 11/05 | -- | -- | -- | -- | -- | -- | -- | -- | -- | -- | -- |
| 11/12 | -- | -- | -- | -- | -- | -- | -- | -- | -- | -- | -- |
| 11/26 | -- | -- | -- | -- | -- | -- | -- | -- | -- | -- | -- |
| 12/03 | -- | -- | -- | -- | -- | -- | -- | -- | -- | -- | -- |
| 12/10 | -- | -- | -- | -- | -- | -- | -- | -- | -- | -- | -- |
| 12/16 | -- | -- | -- | -- | -- | -- | -- | -- | -- | -- | -- |
| 12/24 | -- | -- | -- | -- | -- | -- | -- | -- | -- | -- | -- |
| 12/31 | -- | -- | -- | -- | -- | -- | -- | -- | -- | -- | -- |
| 01/07 | -- | -- | -- | -- | -- | -- | -- | -- | -- | -- | -- |
| AVG | | | | 7.9 | 58.7 | 3:25 | | 3.1 | | | |
| TOTALS | | | | 244 | 1,819 | 106:10 | | 97 | | | |



BIG PASS PLAYS (20+ YARDS)



2023 REGULAR SEASON - BIG PASS PLAYS (20+ YARDS)

| DATE | OPP. | QTR | COLTS PLAYER | YDS | DOWN | RESULT | QTR | OPP. PLAYER | YDS | DOWN | RESULT |
|--------|--------|-----|---|-----|-------------|--------------|-----|-----------------------------------|-----|-------------|------------|
| 09/10 | JAX | 1 | Anthony Richardson -> Josh Downs | 22 | 2-9-JAX 35 | Touchdown | 1 | Trevor Lawrence -> Calvin Ridley | 24 | 1-10-IND 49 | Touchdown |
| | | 2 | Anthony Richardson -> Drew Ogletree | 20 | 2-10-IND 24 | Fumble | 2 | Trevor Lawrence -> Calvin Ridley | 29 | 2-8-IND 45 | Touchdown |
| | | 3 | Anthony Richardson -> Michael Pittman Jr. | 39T | 2-28-JAX 39 | Touchdown | 3 | Trevor Lawrence -> Evan Engram | 26 | 2-10-JAX 40 | Field Goal |
| 09/17 | at HOU | 2 | Gardner Minshew II -> Will Mallory | 43 | 2-9-IND 39 | Touchdown | 1 | C.J. Stroud -> Nico Collins | 28 | 3-4-HOU 38 | Field Goal |
| | | 3 | Gardner Minshew II -> Alec Pierce | 20 | 2-6-IND 34 | Field Goal | 2 | C.J. Stroud -> Nico Collins | 24 | 1-10-HOU 25 | Punt |
| | | | | | | | 3 | C.J. Stroud -> Nico Collins | 20 | 3-13-HOU 22 | Field Goal |
| | | | | | | | 3 | C.J. Stroud -> Nico Collins | 25 | 2-10-HOU 49 | Field Goal |
| | | | | | | | 4 | C.J. Stroud -> Robert Woods | 25 | 2-7-HOU 36 | Touchdown |
| 09/24 | at BAL | 2 | Gardner Minshew II -> Alec Pierce | 23 | 1-10-IND 27 | Touchdown | 4 | C.J. Stroud -> Tank Dell | 23T | 1-10-IND 23 | Touchdown |
| | | 5 | Gardner Minshew II -> Michael Pittman Jr. | 34 | 2-10-IND 11 | Downs | 4 | C.J. Stroud -> Nico Collins | 32 | 3-10-HOU 29 | Missed FG |
| | | | | | | | 1 | Lamar Jackson -> Isaiah Likely | 20 | 2-8-IND 33 | Touchdown |
| | | | | | | | 1 | Lamar Jackson -> Mark Andrews | 20 | 2-1-BAL 34 | Fumble |
| | | | | | | | 1 | Lamar Jackson -> Kenyan Drake | 24 | 1-10-IND 46 | Fumble |
| 10/01 | LAR | 2 | Anthony Richardson -> Josh Downs | 30 | 2-19-IND 27 | Missed FG | 1 | Matthew Stafford -> Puka Nacua | 26 | 1-10-LAR 25 | Touchdown |
| | | | Anthony Richardson -> Mo Alie-Cox | 35T | 1-10-LAR 35 | Touchdown | 1 | Matthew Stafford -> Puka Nacua | 26 | 2-6-LAR 20 | Touchdown |
| | | 4 | Anthony Richardson -> Alec Pierce | 38 | 2-20-IND 28 | Touchdown | 1 | Matthew Stafford -> Tyler Higbee | 33 | 1-10-IND 48 | Field Goal |
| | | 4 | Anthony Richardson -> Drew Ogletree | 21 | 2-9-IND 29 | Touchdown | 2 | Matthew Stafford -> Puka Nacua | 32 | 1-10-LAR 35 | Field Goal |
| | | 4 | Anthony Richardson -> Drew Ogletree | 22 | 2-9-LAR 49 | Touchdown | 5 | Matthew Stafford -> Puka Nacua | 20 | 1-10-LAR 25 | Touchdown |
| 10/08 | TEN | | | | | | | Matthew Stafford -> Puka Nacua | 22T | 3-4-IND 22 | Touchdown |
| | | 2 | Anthony Richardson -> Josh Downs | 38 | 3-16-IND 46 | Field Goal | 1 | Ryan Tannehill -> Trevon Wesco | 21 | 3-1-TEN 25 | Field Goal |
| | | 2 | Gardner Minshew II -> Josh Downs | 25 | 3-5-IND 45 | Downs | 3 | Ryan Tannehill -> DeAndre Hopkins | 36 | 1-10-TEN 45 | Touchdown |
| | | 3 | Gardner Minshew II -> Michael Pittman Jr. | 27 | 1-10-IND 25 | Field Goal | 3 | Ryan Tannehill -> DeAndre Hopkins | 20 | 1-10-IND 49 | Field Goal |
| | | 4 | Gardner Minshew II -> Zack Moss | 26 | 3-5-IND 11 | Field Goal | 3 | Ryan Tannehill -> DeAndre Hopkins | 25 | 1-10-TEN 48 | Downs |
| 10/15 | at JAX | 2 | Gardner Minshew II -> Jonathan Taylor | 40 | 3-5-IND 30 | Interception | 2 | Trevor Lawrence -> Christian Kirk | 29T | 1-10-IND 29 | Touchdown |
| | | 3 | Gardner Minshew II -> Michael Pittman Jr. | 40 | 1-10-IND 42 | Touchdown | | | | | |
| | | 4 | Gardner Minshew II -> Kyle Granson | 45 | 1-10-IND 28 | Touchdown | | | | | |
| | | 4 | Gardner Minshew II -> Kyle Granson | 21 | 1-10-JAX 27 | Touchdown | | | | | |
| | | | | | | | | | | | |
| 10/22 | CLE | 1 | Gardner Minshew II -> Josh Downs | 59T | 3-7-IND 41 | Touchdown | 2 | P.J. Walker -> David Njoku | 26 | 2-10-CLE 25 | Punt |
| | | 2 | Gardner Minshew II -> Josh Downs | 34 | 3-8-IND 27 | Touchdown | 4 | P.J. Walker -> Elijah Moore | 30 | 3-10-CLE 20 | Touchdown |
| | | 3 | Gardner Minshew II -> Josh Downs | 20 | 1-10-IND 25 | Touchdown | | | | | |
| | | 3 | Gardner Minshew II -> Jonathan Taylor | 20 | 1-10-CLE 51 | Touchdown | | | | | |
| | | 3 | Gardner Minshew II -> Alec Pierce | 32 | 3-8-CLE 48 | Field Goal | | | | | |
| 11/05 | at CAR | 4 | Gardner Minshew II -> Michael Pittman Jr. | 75T | 2-10-IND 25 | Touchdown | | | | | |
| | | | | | | | | | | | |
| | | | | | | | | | | | |
| | | | | | | | | | | | |
| | | | | | | | | | | | |
| 11/05 | at CAR | --- | --- | --- | --- | --- | --- | --- | --- | --- | --- |
| 11/12 | at NE | --- | --- | --- | --- | --- | --- | --- | --- | --- | --- |
| 11/26 | TB | --- | --- | --- | --- | --- | --- | --- | --- | --- | --- |
| 12/03 | at TEN | --- | --- | --- | --- | --- | --- | --- | --- | --- | --- |
| 12/10 | at CIN | --- | --- | --- | --- | --- | --- | --- | --- | --- | --- |
| 12/16 | PIT | --- | --- | --- | --- | --- | --- | --- | --- | --- | --- |
| 12/24 | at ATL | --- | --- | --- | --- | --- | --- | --- | --- | --- | --- |
| 12/31 | LV | --- | --- | --- | --- | --- | --- | --- | --- | --- | --- |
| 01/07 | HOU | --- | --- | --- | --- | --- | --- | --- | --- | --- | --- |
| TOTALS | | 26 | - 849 (32.7), 4 TDS | | | | 26 | - 666 (25.6), 3 TDS | | | |



BIG PLAYS OF 20+ YARDS



2023 REGULAR SEASON - BIG PLAYS OF 20+ YARDS

| DATE | OPPONENT | QTR | COLTS PLAYER | RUN | PASS | DOWN | RESULT | QTR | OPP. PLAYER | RUN | PASS | DOWN | RESULT |
|-------|-----------------|--------|---|-----|-------------|---|--------------|-----|-----------------------------------|--|-------------|------|------------|
| 09/10 | Jacksonville | 1 | Anthony Richardson -> Josh Downs | 22 | 2-9-JAX 35 | | Touchdown | 1 | Trevor Lawrence -> Calvin Ridley | 24 | 1-10-IND 49 | | Touchdown |
| | | 2 | Anthony Richardson -> Drew Ogletree | 20 | 2-10-IND 24 | | Fumble | 2 | Trevor Lawrence -> Calvin Ridley | 29 | 2-8-IND 45 | | Touchdown |
| | | 3 | Anthony Richardson -> Michael Pittman Jr. | 39T | 2-28-JAX 39 | | Touchdown | 3 | Trevor Lawrence -> Evan Engram | 26 | 2-10-JAX 40 | | Field Goal |
| | | | | | | | | 4 | Travis Etienne Jr. run | 26T | 1-10-IND 26 | | Touchdown |
| 09/17 | at Houston | 2 | Gardner Minshew II -> Will Mallory | 43 | 2-9-IND 39 | | Touchdown | 1 | C.J. Stroud -> Nico Collins | 28 | 3-4-HOU 38 | | Touchdown |
| | | 3 | Gardner Minshew II -> Alec Pierce | 20 | 2-6-IND 34 | | Field Goal | 2 | C.J. Stroud -> Nico Collins | 24 | 1-10-HOU 25 | | Field Goal |
| | | | | | | | | 3 | C.J. Stroud -> Nico Collins | 20 | 3-13-HOU 22 | | Punt |
| | | | | | | | | 3 | C.J. Stroud -> Nico Collins | 25 | 2-10-HOU 49 | | Field Goal |
| 09/24 | at Baltimore | 1 | Zack Moss run | 24 | 1-10-IND 25 | | Punt | 2 | C.J. Stroud -> Robert Woods | 25 | 2-7-HOU 36 | | Touchdown |
| | | 2 | Gardner Minshew II -> Alec Pierce | 23 | 1-10-IND 27 | | Touchdown | 4 | C.J. Stroud -> Tank Dell | 23T | 1-10-IND 23 | | Touchdown |
| | | 3 | Zack Moss run | 24 | 1-10-IND 25 | | Field Goal | 4 | C.J. Stroud -> Nico Collins | 32 | 3-10-HOU 29 | | Missed FG |
| | | 5 | Gardner Minshew II -> Michael Pittman Jr. | 34 | 2-10-IND 11 | | Downs | | | | | | |
| 10/01 | L.A. Rams | 1 | Anthony Richardson run | 23 | 1-10-IND 25 | | Fumble | 1 | Matthew Stafford -> Puka Nacua | 26 | 1-10-LAR 25 | | Touchdown |
| | | 2 | Anthony Richardson -> Josh Downs | 30 | 2-19-IND 27 | | Missed FG | 1 | Matthew Stafford -> Puka Nacua | 26 | 2-6-LAR 20 | | Touchdown |
| | | 3 | Zack Moss run | 20 | 1-10-IND 25 | | Touchdown | 2 | Matthew Stafford -> Tyler Higbee | 33 | 1-10-IND 48 | | Field Goal |
| | | 3 | Anthony Richardson -> Mo Alie-Cox | 35T | 1-10-LAR 35 | | Touchdown | 2 | Matthew Stafford -> Puka Nacua | 32 | 1-10-LAR 35 | | Field Goal |
| 10/08 | Tennessee | 4 | Anthony Richardson -> Alec Pierce | 38 | 2-20-IND 28 | | Touchdown | 2 | Kyrn Williams run | 20 | 3-1-LAR 46 | | Missed FG |
| | | 4 | Anthony Richardson -> Drew Ogletree | 21 | 2-9-IND 29 | | Touchdown | 5 | Matthew Stafford -> Puka Nacua | 25 | 1-10-LAR 25 | | Touchdown |
| | | 4 | Anthony Richardson -> Drew Ogletree | 22 | 2-9-LAR 49 | | Touchdown | 5 | Matthew Stafford -> Puka Nacua | 22T | 3-4-IND 22 | | Touchdown |
| | | | | | | | | | | | | | |
| 10/15 | at Jacksonville | 1 | Zack Moss run | 56T | 3-1-IND 44 | | Touchdown | 1 | Ryan Tannehill -> Treven Wesco | 21 | 3-1-TEN 25 | | Field Goal |
| | | 2 | Anthony Richardson -> Josh Downs | 38 | 3-16-IND 46 | | Field Goal | 3 | Ryan Tannehill -> DeAndre Hopkins | 36 | 1-10-TEN 45 | | Touchdown |
| | | 2 | Gardner Minshew II -> Josh Downs | 25 | 3-5-IND 45 | | Downs | 3 | Ryan Tannehill -> DeAndre Hopkins | 20 | 1-10-IND 49 | | Field Goal |
| | | 3 | Gardner Minshew II -> Michael Pittman Jr. | 27 | 1-10-IND 25 | | Field Goal | 4 | Ryan Tannehill -> DeAndre Hopkins | 25 | 1-10-TEN 48 | | Downs |
| 10/22 | Cleveland | 4 | Gardner Minshew II -> Zach Moss | 26 | 3-5-IND 11 | | Field Goal | | | | | | |
| | | 2 | Gardner Minshew II -> Jonathan Taylor | 40 | 3-5-IND 30 | | Interception | 2 | Travis Etienne Jr. run | 22T | 1-10-IND 22 | | Touchdown |
| | | 3 | Gardner Minshew II -> Michael Pittman Jr. | 40 | 1-10-IND 42 | | Touchdown | 2 | Trevor Lawrence -> Christian Kirk | 29T | 1-10-IND 29 | | Touchdown |
| | | 4 | Gardner Minshew II -> Kylan Granson | 45 | 1-10-IND 28 | | Touchdown | | | | | | |
| 10/29 | Cleveland | 4 | Gardner Minshew II -> Kylan Granson | 21 | 1-10-JAX 27 | | Touchdown | | | | | | |
| | | 1 | Gardner Minshew II -> Josh Downs | 59T | 3-7-IND 41 | | Touchdown | 1 | Jerome Ford run | 69T | 3-2-CLE 31 | | Touchdown |
| | | 2 | Zack Moss run | 21 | 1-10-IND 36 | | Blocked FG | 2 | P.J. Walker -> David Njoku | 26 | 2-10-CLE 25 | | Punt |
| | | 2 | Gardner Minshew II -> Josh Downs | 34 | 3-8-IND 27 | | Touchdown | 4 | P.J. Walker -> Elijah Moore | 30 | 3-10-CLE 20 | | Touchdown |
| 11/05 | Cleveland | 2 | Jonathan Taylor run | 24 | 1-10-CLE 39 | | Touchdown | | | | | | |
| | | 3 | Gardner Minshew II -> Josh Downs | 20 | 1-10-IND 25 | | Touchdown | | | | | | |
| | | 3 | Gardner Minshew II -> Jonathan Taylor | 20 | 1-10-CLE 31 | | Touchdown | | | | | | |
| | | 3 | Gardner Minshew II -> Alec Pierce | 32 | 3-8-CLE 48 | | Field Goal | | | | | | |
| 11/12 | Cleveland | 4 | Gardner Minshew II -> Michael Pittman Jr. | 75T | 2-10-IND 25 | | Touchdown | | | | | | |
| | | | | | | | | | | | | | |
| | | | | | | | | | | | | | |
| | | | | | | | | | | | | | |
| 11/26 | Cleveland | | | | | | | | | | | | |
| | | | | | | | | | | | | | |
| | | | | | | | | | | | | | |
| | | | | | | | | | | | | | |
| 12/03 | Cleveland | | | | | | | | | | | | |
| | | | | | | | | | | | | | |
| | | | | | | | | | | | | | |
| | | | | | | | | | | | | | |
| 12/10 | Cleveland | | | | | | | | | | | | |
| | | | | | | | | | | | | | |
| | | | | | | | | | | | | | |
| | | | | | | | | | | | | | |
| 12/16 | Cleveland | | | | | | | | | | | | |
| | | | | | | | | | | | | | |
| | | | | | | | | | | | | | |
| | | | | | | | | | | | | | |
| 12/24 | Cleveland | | | | | | | | | | | | |
| | | | | | | | | | | | | | |
| | | | | | | | | | | | | | |
| | | | | | | | | | | | | | |
| 12/31 | Cleveland | | | | | | | | | | | | |
| | | | | | | | | | | | | | |
| | | | | | | | | | | | | | |
| | | | | | | | | | | | | | |
| 01/07 | Cleveland | | | | | | | | | | | | |
| | | | | | | | | | | | | | |
| | | | | | | | | | | | | | |
| | | | | | | | | | | | | | |
| | | TOTALS | | | | 33 - 1,041 (31.5), 5 TDS (7 RUNS, 1 TD, 26 PASSES, 4 TDS) | | | | 30 - 803 (26.8), 6 TDS (4 RUNS, 3 TDS, 26 PASSES, 3 TDS) | | | |



BIG RUN PLAYS (10+ YARDS)



2023 REGULAR SEASON - BIG RUN PLAYS (10+ YARDS)

| DATE | OPP. | QTR | COLTS PLAYER | YDS. | DOWN | RESULT | QTR | OPP. PLAYER | YDS. | DOWN | RESULT |
|--------|-----------------|------------------------|---------------------------|------------|-------------|------------|------------------------|---------------------------|------------|-------------|------------|
| 09/10 | Jacksonville | 1 | Anthony Richardson | 12 | 1-10-JAX 48 | Touchdown | 4 | Trevor Lawrence | 11 | 1-10-IND 46 | Touchdown |
| | | | | | | | 4 | Travis Etienne Jr. | 26T | 1-10-IND 26 | Touchdown |
| 09/17 | at Houston | 1 | Anthony Richardson | 18T | 1-10-HOU 18 | Touchdown | 2 | Dameon Pierce | 10 | 1-10-HOU 28 | Punt |
| | | 1 | Anthony Richardson | 15T | 1-10-HOU 15 | Touchdown | | | | | |
| | | 2 | Zack Moss | 11T | 2-3-HOU 11 | Touchdown | | | | | |
| | | 3 | Zack Moss | 10 | 1-10-IND 20 | Field Goal | | | | | |
| 09/24 | at Baltimore | 1 | Zack Moss | 24 | 1-10-IND 25 | Punt | 1 | Lamar Jackson | 11 | 1-10-BAL 20 | Touchdown |
| | | 1 | Zack Moss | 12 | 2-7-IND 23 | Punt | 2 | Gus Edwards | 14 | 1-10-BAL 12 | End Half |
| | | 3 | Zack Moss | 24 | 1-10-IND 25 | Field Goal | 3 | Lamar Jackson | 11 | 2-12-BAL 34 | Punt |
| | | 5 | Zack Moss | 13 | 1-10-IND 47 | Field Goal | 3 | Lamar Jackson | 13 | 1-10-BAL 19 | Touchdown |
| | | | | | | | 3 | Gus Edwards | 10 | 3-1-BAL 41 | Touchdown |
| | | | | | | | 3 | Melvin Gordon III | 15 | 2-6-IND 45 | Touchdown |
| | | | | | | | 3 | Lamar Jackson | 10T | 3-1-IND 10 | Touchdown |
| | | | | | | | 4 | Lamar Jackson | 16 | 2-3-BAL 44 | Field Goal |
| | | | | | | | 4 | Lamar Jackson | 14 | 3-6-BAL 25 | Punt |
| 10/01 | L.A. Rams | 1 | Anthony Richardson | 23 | 1-10-IND 25 | Fumble | 1 | Kyren Williams | 10 | 1-10-LAR 6 | Touchdown |
| | | 3 | Zack Moss | 20 | 1-10-IND 25 | Touchdown | 2 | Kyren Williams | 20 | 3-1-LAR 46 | Missed FG |
| | | 3 | Zack Moss | 13 | 2-3-LAR 48 | Touchdown | | | | | |
| 10/08 | Tennessee | 1 | Zack Moss | 56T | 3-1-IND 44 | Touchdown | 3 | Tyjae Spears | 19T | 1-10-IND 19 | Touchdown |
| | | 2 | Zack Moss | 13 | 2-7-TEN 27 | Downs | 4 | Ryan Tannehill | 13 | 1-10-IND 27 | Downs |
| | | 3 | Zack Moss | 11 | 2-6-IND 49 | Touchdown | | | | | |
| | | 3 | Zack Moss | 12 | 1-10-TEN 32 | Field Goal | | | | | |
| | | 4 | Zack Moss | 13 | 2-6-TEN 31 | Field Goal | | | | | |
| 10/15 | at Jacksonville | | NONE | | | | 2 | Travis Etienne Jr. | 22T | 1-10-IND 22 | Touchdown |
| | | | | | | | 3 | D'Ernest Johnson | 19 | 1-10-JAX 44 | Touchdown |
| 10/22 | Cleveland | 1 | Gardner Minshew II | 17T | 3-2-CLE 17 | Touchdown | 1 | Jerome Ford | 69T | 3-2-CLE 31 | Touchdown |
| | | 2 | Zack Moss | 21 | 1-10-IND 36 | Blocked FG | 1 | Kareem Hunt | 11 | 1-10-IND 36 | Touchdown |
| | | 2 | Jonathan Taylor | 24 | 1-10-CLE 39 | Touchdown | 1 | Marquise Goodwin | 17 | 2-5-IND 20 | Touchdown |
| | | | | | | | 4 | Pierre Strong Jr. | 13 | 1-10- 50 | Touchdown |
| 11/05 | at Carolina | -- | -- | -- | -- | -- | -- | -- | -- | -- | -- |
| 11/12 | at New England | -- | -- | -- | -- | -- | -- | -- | -- | -- | -- |
| 11/26 | Tampa Bay | -- | -- | -- | -- | -- | -- | -- | -- | -- | -- |
| 12/03 | at Tennessee | -- | -- | -- | -- | -- | -- | -- | -- | -- | -- |
| 12/10 | at Cincinnati | -- | -- | -- | -- | -- | -- | -- | -- | -- | -- |
| 12/16 | Pittsburgh | -- | -- | -- | -- | -- | -- | -- | -- | -- | -- |
| 12/24 | at Atlanta | -- | -- | -- | -- | -- | -- | -- | -- | -- | -- |
| 12/31 | Las Vegas | -- | -- | -- | -- | -- | -- | -- | -- | -- | -- |
| 01/07 | Houston | -- | -- | -- | -- | -- | -- | -- | -- | -- | -- |
| TOTALS | | 20 - 362 (18.1), 5 TDs | | | | | 22 - 374 (17.0), 5 TDs | | | | |



GAME-BY-GAME DEFENSE



2023 REGULAR SEASON COLTS GAME-BY-GAME DEFENSE

| | 09/10 | 09/17 | 09/24 | 10/01 | 10/08 | 10/15 | 10/22 | 10/29 | 11/05 | 11/12 | 11/26 | 12/03 | 12/10 | 12/16 | 12/24 | 12/31 | 01/07 | |
|---------------------|-------|----------|----------|--------|-------|----------|-------|-------|----------|---------|-------|----------|----------|-------|----------|-------|-------|--------|
| | JAX | @ HOU | @ BAL | LAR | TEN | @ JAX | CLE | NO | @ CAR | @ NE | TB | @ TEN | @ CIN | PIT | @ ATL | LV | HOU | Totals |
| FIRST DOWNS | | | | | | | | | | | | | | | | | | |
| Total | 20 | 24 | 20 | 27 | 19 | 17 | 18 | | | | | | | | | | | 145 |
| Rushing | 9 | 3 | 12 | 8 | 4 | 7 | 6 | | | | | | | | | | | 49 |
| Passing | 10 | 18 | 7 | 16 | 14 | 6 | 9 | | | | | | | | | | | 80 |
| Penalty | 1 | 3 | 1 | 3 | 1 | 4 | 3 | | | | | | | | | | | 16 |
| THIRD DOWNS | | | | | | | | | | | | | | | | | | |
| Attempts | 12 | 19 | 16 | 15 | 12 | 14 | 16 | | | | | | | | | | | 104 |
| Converted | 3 | 9 | 6 | 6 | 5 | 4 | 4 | | | | | | | | | | | 37 |
| Percentage | 25.0% | 47.4% | 37.5% | 40.0% | 41.7% | 28.6% | 25.0% | | | | | | | | | | | 35.6% |
| FOURTH DOWNS | | | | | | | | | | | | | | | | | | |
| Attempts | 3 | 2 | 1 | 1 | 2 | 1 | 2 | | | | | | | | | | | 12 |
| Converted | 1 | 2 | 0 | 1 | 1 | 1 | 1 | | | | | | | | | | | 7 |
| Percentage | 33.3% | 100.0% | 0.0% | 100.0% | 50.0% | 100.0% | 50.0% | | | | | | | | | | | 58.3% |
| TOT. OFFENSE | | | | | | | | | | | | | | | | | | |
| Net Yards | 342 | 389 | 364 | 467 | 348 | 233 | 316 | | | | | | | | | | | 2,459 |
| Plays | 69 | 79 | 72 | 78 | 58 | 62 | 72 | | | | | | | | | | | 490 |
| Avg./Play | 5.0 | 4.9 | 5.1 | 6.0 | 6.0 | 3.8 | 4.4 | | | | | | | | | | | 5.0 |
| RUSHING | | | | | | | | | | | | | | | | | | |
| Net Yards | 105 | 52 | 186 | 164 | 89 | 85 | 150 | | | | | | | | | | | 831 |
| Rush. Att. | 35 | 26 | 37 | 36 | 22 | 29 | 33 | | | | | | | | | | | 218 |
| Avg./Att. | 3.0 | 2.0 | 5.0 | 4.6 | 4.0 | 2.9 | 4.5 | | | | | | | | | | | 3.8 |
| PASSING | | | | | | | | | | | | | | | | | | |
| Net Yards | 237 | 337 | 178 | 303 | 259 | 148 | 166 | | | | | | | | | | | 1,628 |
| Attempts | 32 | 47 | 31 | 40 | 35 | 30 | 37 | | | | | | | | | | | 252 |
| Completions | 24 | 30 | 22 | 27 | 23 | 20 | 16 | | | | | | | | | | | 162 |
| Intercepted | 1 | 0 | 0 | 1 | 1 | 1 | 2 | | | | | | | | | | | 6 |
| Gross Yards | 241 | 384 | 202 | 319 | 264 | 181 | 183 | | | | | | | | | | | 1,774 |
| Sacked | 2.0 | 6.0 | 4.0 | 2.0 | 1.0 | 3.0 | 2.0 | | | | | | | | | | | 20.0 |
| Yards Lost | 4 | 47 | 24 | 16 | 5 | 33 | 17 | | | | | | | | | | | 146 |
| ADVANCES | | | | | | | | | | | | | | | | | | |
| Rushes | 35 | 26 | 37 | 36 | 22 | 29 | 33 | | | | | | | | | | | 218 |
| Completions | 24 | 30 | 22 | 27 | 23 | 20 | 16 | | | | | | | | | | | 162 |
| Totals | 59 | 56 | 59 | 63 | 45 | 49 | 49 | | | | | | | | | | | 380 |
| Total Drives | 15 | 11 | 15 | 12 | 8 | 14 | 16 | | | | | | | | | | | 91 |
| PENALTIES | | | | | | | | | | | | | | | | | | |
| Number | 4 | 3 | 1 | 8 | 4 | 5 | 4 | | | | | | | | | | | 29 |
| Yards | 45 | 20 | 5 | 85 | 58 | 25 | 20 | | | | | | | | | | | 258 |
| FUMBLES | | | | | | | | | | | | | | | | | | |
| Number | 3 | 3 | 4 | 1 | 0 | 0 | 1 | | | | | | | | | | | 12 |
| Lost | 1 | 1 | 2 | 0 | 0 | 0 | 0 | | | | | | | | | | | 4 |
| PUNTING | | | | | | | | | | | | | | | | | | |
| Yards | 223 | 127 | 329 | 123 | 43 | 203 | 272 | | | | | | | | | | | 1,320 |
| Punts | 5 | 3 | 7 | 3 | 1 | 4 | 5 | | | | | | | | | | | 28 |
| Net Avg. | 40.6 | 35.7 | 40.1 | 36.7 | 38.0 | 47.5 | 46.8 | | | | | | | | | | | 41.5 |
| Gross Avg. | 44.6 | 42.3 | 47.0 | 41.0 | 43.0 | 50.8 | 54.4 | | | | | | | | | | | 47.1 |
| SCORING | | | | | | | | | | | | | | | | | | |
| Points | 31 | 20 | 19 | 29 | 16 | 37 | 39 | | | | | | | | | | | 191 |
| Q1 | 7 | 7 | 7 | 14 | 3 | 0 | 7 | | | | | | | | | | | 45 |
| Q2 | 7 | 3 | 0 | 6 | 3 | 21 | 20 | | | | | | | | | | | 60 |
| Q3 | 3 | 0 | 7 | 3 | 10 | 10 | 3 | | | | | | | | | | | 36 |
| Q4 | 14 | 10 | 5 | 0 | 0 | 6 | 9 | | | | | | | | | | | 44 |
| OT | 0 | 0 | 0 | 6 | 0 | 0 | 0 | | | | | | | | | | | 6 |
| TD Rushing | 2 | 0 | 2 | 2 | 1 | 2 | 3 | | | | | | | | | | | 12 |
| TD Passing | 2 | 2 | 0 | 1 | 0 | 2 | 0 | | | | | | | | | | | 7 |
| TD KO Returns | 0 | 0 | 0 | 0 | 0 | 0 | 0 | | | | | | | | | | | 0 |
| TD Punt Returns | 0 | 0 | 0 | 0 | 0 | 0 | 0 | | | | | | | | | | | 0 |
| TD Sp. Teams | 0 | 0 | 0 | 0 | 0 | 0 | 0 | | | | | | | | | | | 0 |
| TD Def. Returns | 0 | 0 | 0 | 0 | 0 | 0 | 1 | | | | | | | | | | | 1 |
| FG Attempts | 1 | 3 | 2 | 5 | 3 | 3 | 4 | | | | | | | | | | | 21 |
| FG Made | 1 | 2 | 1 | 3 | 3 | 3 | 4 | | | | | | | | | | | 17 |
| Safety | 0 | 0 | 1 | 0 | 0 | 0 | 0 | | | | | | | | | | | 1 |
| 2-Pt Attempts | 0 | 0 | 0 | 0 | 0 | 0 | 1 | | | | | | | | | | | 1 |
| 2-Pt Made | 0 | 0 | 0 | 0 | 0 | 0 | 0 | | | | | | | | | | | 0 |
| Time of Possession | 33:37 | 34:58 | 32:18 | 39:46 | 28:57 | 28:41 | 27:29 | | | | | | | | | | | 225:46 |



GAME-BY-GAME OFFENSE



2023 REGULAR SEASON COLTS GAME-BY-GAME OFFENSE

| | 09/10 | 09/17 | 09/24 | 10/01 | 10/08 | 10/15 | 10/22 | 10/29 | 11/05 | 11/12 | 11/26 | 12/03 | 12/10 | 12/16 | 12/24 | 12/31 | 01/07 | |
|---------------------|-------|-------|-------|-------|-------|-------|-------|-------|-------|-------|-------|-------|-------|-------|-------|-------|-------|--------|
| | JAX | HOU | BAL | LAR | TEN | JAX | CLE | NO | CAR | NE | TB | TEN | CIN | PIT | ATL | LV | HOU | Totals |
| FIRST DOWNS | | | | | | | | | | | | | | | | | | |
| Total | 18 | 19 | 19 | 19 | 21 | 18 | 20 | | | | | | | | | | | 134 |
| Rushing | 4 | 6 | 10 | 6 | 7 | 4 | 8 | | | | | | | | | | | 45 |
| Passing | 12 | 13 | 9 | 10 | 12 | 14 | 11 | | | | | | | | | | | 81 |
| Penalty | 2 | 0 | 0 | 3 | 2 | 0 | 1 | | | | | | | | | | | 8 |
| THIRD DOWNS | | | | | | | | | | | | | | | | | | |
| Attempts | 12 | 12 | 22 | 10 | 13 | 17 | 15 | | | | | | | | | | | 101 |
| Converted | 2 | 6 | 8 | 3 | 8 | 6 | 7 | | | | | | | | | | | 40 |
| Percentage | 16.7% | 50.0% | 36.4% | 30.0% | 61.5% | 35.3% | 46.7% | | | | | | | | | | | 39.6% |
| FOURTH DOWNS | | | | | | | | | | | | | | | | | | |
| Attempts | 5 | 0 | 1 | 2 | 1 | 6 | 0 | | | | | | | | | | | 15 |
| Converted | 1 | 0 | 0 | 1 | 0 | 3 | 0 | | | | | | | | | | | 5 |
| Percentage | 20.0% | 0 | 0.0% | 50.0% | 0.0% | 50.0% | 0 | | | | | | | | | | | 33.3% |
| TOT. OFFENSE | | | | | | | | | | | | | | | | | | |
| Net Yards | 280 | 353 | 327 | 329 | 429 | 354 | 456 | | | | | | | | | | | 2,528 |
| Plays | 69 | 56 | 84 | 58 | 61 | 75 | 67 | | | | | | | | | | | 470 |
| Avg./Play | 4.1 | 6.3 | 3.9 | 5.7 | 7.0 | 4.7 | 6.8 | | | | | | | | | | | 5.4 |
| RUSHING | | | | | | | | | | | | | | | | | | |
| Net Yards | 65 | 126 | 139 | 133 | 193 | 44 | 168 | | | | | | | | | | | 868 |
| Rush. Att. | 26 | 23 | 35 | 31 | 34 | 17 | 40 | | | | | | | | | | | 206 |
| Avg./Att. | 2.5 | 5.5 | 4.0 | 4.3 | 5.7 | 2.6 | 4.2 | | | | | | | | | | | 4.2 |
| PASSING | | | | | | | | | | | | | | | | | | |
| Net Yards | 215 | 227 | 188 | 196 | 236 | 310 | 288 | | | | | | | | | | | 1,660 |
| Attempts | 39 | 33 | 44 | 25 | 26 | 55 | 23 | | | | | | | | | | | 245 |
| Completions | 24 | 25 | 27 | 11 | 20 | 33 | 15 | | | | | | | | | | | 155 |
| Intercepted | 1 | 0 | 0 | 0 | 0 | 3 | 1 | | | | | | | | | | | 5 |
| Gross Yards | 223 | 227 | 227 | 200 | 253 | 329 | 305 | | | | | | | | | | | 1,764 |
| Sacked | 4.0 | 0.0 | 5.0 | 2.0 | 1.0 | 3.0 | 4.0 | | | | | | | | | | | 19.0 |
| Yards Lost | 8 | 0 | 39 | 4 | 17 | 19 | 17 | | | | | | | | | | | 104 |
| ADVANCES | | | | | | | | | | | | | | | | | | |
| Rushes | 26 | 23 | 35 | 31 | 34 | 17 | 40 | | | | | | | | | | | 206 |
| Completions | 24 | 25 | 27 | 11 | 20 | 33 | 15 | | | | | | | | | | | 155 |
| Totals | 50 | 48 | 62 | 42 | 54 | 50 | 55 | | | | | | | | | | | 361 |
| Total Drives | 14 | 10 | 16 | 11 | 8 | 13 | 16 | | | | | | | | | | | 88 |
| PENALTIES | | | | | | | | | | | | | | | | | | |
| Number | 4 | 8 | 6 | 8 | 8 | 6 | 8 | | | | | | | | | | | 48 |
| Yards | 35 | 42 | 31 | 80 | 55 | 46 | 67 | | | | | | | | | | | 356 |
| FUMBLES | | | | | | | | | | | | | | | | | | |
| Number | 2 | 1 | 1 | 2 | 1 | 1 | 4 | | | | | | | | | | | 12 |
| Lost | 2 | 0 | 0 | 1 | 0 | 1 | 3 | | | | | | | | | | | 7 |
| PUNTING | | | | | | | | | | | | | | | | | | |
| Yards | 208 | 220 | 325 | 193 | 50 | 143 | 260 | | | | | | | | | | | 1,399 |
| Punts | 5 | 5 | 7 | 4 | 1 | 3 | 5 | | | | | | | | | | | 30 |
| Net Avg. | 30.0 | 40.0 | 40.0 | 44.5 | 38.0 | 45.7 | 47.6 | | | | | | | | | | | 40.7 |
| Gross Avg. | 41.6 | 44.0 | 46.4 | 48.3 | 50.0 | 47.7 | 52.0 | | | | | | | | | | | 46.6 |
| SCORING | | | | | | | | | | | | | | | | | | |
| Points | 21 | 31 | 22 | 23 | 23 | 20 | 38 | | | | | | | | | | | 178 |
| Q1 | 0 | 14 | 0 | 0 | 7 | 3 | 14 | | | | | | | | | | | 38 |
| Q2 | 7 | 14 | 10 | 0 | 3 | 3 | 7 | | | | | | | | | | | 44 |
| Q3 | 14 | 3 | 3 | 8 | 7 | 0 | 7 | | | | | | | | | | | 42 |
| Q4 | 0 | 0 | 6 | 15 | 6 | 14 | 10 | | | | | | | | | | | 51 |
| OT | 0 | 0 | 3 | 0 | 0 | 0 | 0 | | | | | | | | | | | 3 |
| TD Rushing | 1 | 3 | 0 | 1 | 2 | 1 | 3 | | | | | | | | | | | 11 |
| TD Passing | 1 | 1 | 1 | 2 | 0 | 1 | 2 | | | | | | | | | | | 8 |
| TD KO Returns | 0 | 0 | 0 | 0 | 0 | 0 | 0 | | | | | | | | | | | 0 |
| TD Punt Returns | 0 | 0 | 0 | 0 | 0 | 0 | 0 | | | | | | | | | | | 0 |
| TD Sp. Teams | 0 | 0 | 0 | 0 | 0 | 0 | 0 | | | | | | | | | | | 0 |
| TD Def. Returns | 1 | 0 | 0 | 0 | 0 | 0 | 0 | | | | | | | | | | | 1 |
| FG Attempts | 0 | 1 | 5 | 1 | 3 | 2 | 2 | | | | | | | | | | | 14 |
| FG Made | 0 | 1 | 5 | 0 | 3 | 2 | 1 | | | | | | | | | | | 12 |
| Safety | 0 | 0 | 0 | 0 | 0 | 0 | 0 | | | | | | | | | | | 0 |
| 2-Pt Attempts | 0 | 0 | 0 | 2 | 0 | 0 | 0 | | | | | | | | | | | 2 |
| 2-Pt Made | 0 | 0 | 0 | 2 | 0 | 0 | 0 | | | | | | | | | | | 2 |
| Time of Possession | 26:23 | 25:02 | 36:33 | 24:25 | 31:03 | 31:19 | 32:31 | | | | | | | | | | | 207:16 |



GOAL TO GO SITUATIONS



| DATE | OPPONENT | OFFENSE | DEFENSE |
|-------|-----------------|---------------------------|-----------------------|
| 09/10 | Jacksonville | TD - Run Lost on Downs | TD - Run |
| 09/17 | at Houston | TD - Pass | Field Goal - 36 yards |
| 09/24 | at Baltimore | Field Goal - 31 yards | NONE |
| 10/01 | L.A. Rams | TD - Run TD - Pass | TD - Run TD - Run |
| 10/08 | Tennessee | TD - Run | NONE |
| 10/15 | at Jacksonville | TD - Pass TD - Run | TD - Run TD - Pass |
| 10/22 | Cleveland | TD - Run | TD - Run TD - Run |
| 10/29 | New Orleans | -- | -- |
| 11/05 | at Carolina | -- | -- |
| 11/12 | at New England | -- | -- |
| 11/26 | Tampa Bay | -- | -- |
| 12/03 | at Tennessee | -- | -- |
| 12/10 | at Cincinnati | -- | -- |
| 12/16 | Pittsburgh | -- | -- |
| 12/24 | at Atlanta | -- | -- |
| 12/31 | Las Vegas | -- | -- |
| 01/07 | Houston | -- | -- |

OFFENSE DEFENSE

| | | |
|---------------------------------|------|------|
| Goal-To-Go Situations | 10 | 8 |
| Scores | 9 | 8 |
| Touchdowns | 8 | 7 |
| Field Goals | 1 | 1 |
| Total Points | 60 | 51 |
| Fumbles | 0 | 0 |
| Interceptions | 0 | 0 |
| Missed Field Goals | 0 | 0 |
| Missed Field Goals (G2G) | 0 | 0 |
| Lost on Downs | 1 | 0 |
| End of Half/Game | 0 | 0 |
| Goal-to-Go Percentage | 80.0 | 87.5 |



GOAL TO GO/INSIDE THE 20



| 2023 REGULAR SEASON | | | | | |
|---------------------|-----------------|--|--|---------------------------|-----------------------|
| DATE | OPPONENT | INSIDE THE 20 | | GOAL TO GO SITUATIONS | |
| | | OFFENSE | DEFENSE | OFFENSE | DEFENSE |
| 09/10 | Jacksonville | TD - Run Downs Downs | TD - Pass TD - Pass TD - Run | TD - Run Lost on Downs | TD - Run |
| 09/17 | at Houston | TD - Run TD - Run TD - Run TD - Pass | TD - Pass FG - 29 yards FG - 36 yards Missed FG | TD - Pass | FG - 36 yards |
| 09/24 | at Baltimore | TD - Pass FG - 31 yards | TD - Run TD - Run | FG - 31 yards | NONE |
| 10/01 | L.A. Rams | TD - Run TD - Pass | TD - Run TD - Run FG - 40 yards | TD - Run TD - Pass | TD - Run TD - Run |
| 10/08 | Tennessee | FG - 43 yards Downs TD - Run FG - 35 yards FG - 28 yards | FG - 27 yards TD - Run FG - 34 yards Downs | TD - Run | NONE |
| 10/15 | at Jacksonville | FG - 28 yards TD - Pass Interception TD - Run | TD - Run TD - Pass FG - 51 yards | TD - Pass TD - Run | TD - Run TD - Pass |
| 10/22 | Cleveland | TD - Run TD - Run TD - Run FG - 27 yards | TD - Run TD - Run | TD - Run | TD - Run TD - Run |
| 10/29 | New Orleans | -- | -- | -- | -- |
| 11/05 | at Carolina | -- | -- | -- | -- |
| 11/12 | at New England | -- | -- | -- | -- |
| 11/26 | Tampa Bay | -- | -- | -- | -- |
| 12/03 | at Tennessee | -- | -- | -- | -- |
| 12/10 | at Cincinnati | -- | -- | -- | -- |
| 12/16 | Pittsburgh | -- | -- | -- | -- |
| 12/24 | at Atlanta | -- | -- | -- | -- |
| 12/31 | Las Vegas | -- | -- | -- | -- |
| TBD | Houston | -- | -- | -- | -- |

OFFENSE DEFENSE

OFFENSE DEFENSE

| | | | | | |
|---------------------|------|------|--------------------------|------|------|
| Inside the 20 | 24 | 21 | Goal-To-Go Situations | 10 | 8 |
| Scores | 20 | 19 | Scores | 9 | 8 |
| Touchdowns | 14 | 13 | Touchdowns | 8 | 7 |
| Field Goals | 6 | 6 | Field Goals | 1 | 1 |
| Total Points in 20 | 117 | 108 | Total Points | 60 | 51 |
| Fumbles | 0 | 0 | Fumbles | 0 | 0 |
| Interceptions | 1 | 0 | Interceptions | 0 | 0 |
| Missed Field Goals | 0 | 1 | Missed Field Goals (G2G) | 0 | 0 |
| Lost on Downs | 3 | 1 | Lost on Downs | 1 | 0 |
| End of Half/Game | 0 | 0 | End of Half/Game | 0 | 0 |
| TDs Outside | 5 | 6 | Goal-to-Go Percentage | 80.0 | 87.5 |
| Red-Zone Percentage | 58.3 | 61.9 | | | |



INDIVIDUAL GXG STATS: PASSING



2023 REGULAR SEASON INDIVIDUAL GAME-BY-GAME STATS

| PASSING: | | GARDNER MINSHEW II | | | | | | | | | | | | |
|----------|-----------------|--------------------|-----|-------|-------|------|------|----|------|-----|------|-----|-------|-------|
| DATE | OPP. | ATT | CMP | YDS | CMP% | Y/A | Y/C | TD | TD% | INT | INT% | LG | SK/YD | RATE |
| 09/10 | Jacksonville | 2 | 0 | 0 | 0.0% | 0.0 | 0.0 | 0 | 0.0% | 0 | 0.0% | 0 | 0/0 | 39.6 |
| 09/17 | at Houston | 23 | 19 | 171 | 82.6% | 7.4 | 9.0 | 1 | 4.3% | 0 | 0.0% | 43 | 0/0 | 112.1 |
| 09/24 | at Baltimore | 44 | 27 | 227 | 61.4% | 5.2 | 8.4 | 1 | 2.3% | 0 | 0.0% | 34 | 5/39 | 82.3 |
| 10/01 | L.A. Rams | 0 | 0 | 0 | 0.0% | 0.0 | 0.0 | 0 | 0.0% | 0 | 0.0% | 0 | 0/0 | 0.0 |
| 10/08 | Tennessee | 14 | 11 | 155 | 78.6% | 11.1 | 14.1 | 0 | 0.0% | 0 | 0.0% | 27 | 0/0 | 112.8 |
| 10/15 | at Jacksonville | 55 | 33 | 329 | 60.0% | 6.0 | 10.0 | 1 | 1.8% | 3 | 5.5% | 45 | 3/19 | 60.3 |
| 10/22 | Cleveland | 23 | 15 | 305 | 65.2% | 13.3 | 20.3 | 2 | 8.7% | 1 | 4.3% | 75t | 4/17 | 119.4 |
| 10/29 | New Orleans | | | | | | | | | | | | | |
| 11/05 | at Carolina | | | | | | | | | | | | | |
| 11/12 | at New England | | | | | | | | | | | | | |
| 11/26 | Tampa Bay | | | | | | | | | | | | | |
| 12/03 | at Tennessee | | | | | | | | | | | | | |
| 12/10 | at Cincinnati | | | | | | | | | | | | | |
| 12/16 | Pittsburgh | | | | | | | | | | | | | |
| 12/24 | at Atlanta | | | | | | | | | | | | | |
| 12/31 | Las Vegas | | | | | | | | | | | | | |
| 01/07 | Houston | | | | | | | | | | | | | |
| TOTALS | | 161 | 105 | 1,187 | 65.2% | 7.4 | 11.3 | 5 | 3.1% | 4 | 2.5% | 75T | 12/75 | 87.2 |

| PASSING: | | ANTHONY RICHARDSON | | | | | | | | | | | | |
|----------|-----------------|--------------------|-----|-----|-------|-----|------|----|------|-----|------|-----|-------|------|
| DATE | OPP. | ATT | CMP | YDS | CMP% | Y/A | Y/C | TD | TD% | INT | INT% | LG | SK/YD | RATE |
| 09/10 | Jacksonville | 37 | 24 | 223 | 64.9% | 6.0 | 9.3 | 1 | 2.7% | 1 | 2.7% | 39t | 4/8 | 79.0 |
| 09/17 | at Houston | 10 | 6 | 56 | 60.0% | 5.6 | 9.3 | 0 | 0.0% | 0 | 0.0% | 15 | 0/0 | 75.4 |
| 09/24 | at Baltimore | INACTIVE | | | | | | | | | | | | |
| 10/01 | L.A. Rams | 25 | 11 | 200 | 44.0% | 8.0 | 18.2 | 2 | 8.0% | 0 | 0.0% | 38 | 2/4 | 98.8 |
| 10/08 | Tennessee | 12 | 9 | 98 | 75.0% | 8.2 | 10.9 | 0 | 0.0% | 0 | 0.0% | 38 | 1/17 | 98.6 |
| 10/15 | at Jacksonville | INACTIVE | | | | | | | | | | | | |
| 10/22 | Cleveland | INJURED RESERVE | | | | | | | | | | | | |
| 10/29 | New Orleans | | | | | | | | | | | | | |
| 11/05 | at Carolina | | | | | | | | | | | | | |
| 11/12 | at New England | | | | | | | | | | | | | |
| 11/26 | Tampa Bay | | | | | | | | | | | | | |
| 12/03 | at Tennessee | | | | | | | | | | | | | |
| 12/10 | at Cincinnati | | | | | | | | | | | | | |
| 12/16 | Pittsburgh | | | | | | | | | | | | | |
| 12/24 | at Atlanta | | | | | | | | | | | | | |
| 12/31 | Las Vegas | | | | | | | | | | | | | |
| 01/07 | Houston | | | | | | | | | | | | | |
| TOTALS | | 84 | 50 | 577 | 59.5% | 6.9 | 11.5 | 3 | 3.6% | 1 | 1.2% | 39T | 7/29 | 87.3 |

| PASSING: | | SAM EHLINGER | | | | | | | | | | | | |
|----------|-----------------|--------------|-----|-----|------|-----|-----|----|------|-----|------|----|-------|------|
| DATE | OPP. | ATT | CMP | YDS | CMP% | Y/A | Y/C | TD | TD% | INT | INT% | LG | SK/YD | RATE |
| 09/10 | Jacksonville | | | | | | | | | | | | | |
| 09/17 | at Houston | | | | | | | | | | | | | |
| 09/24 | at Baltimore | | | | | | | | | | | | | |
| 10/01 | L.A. Rams | | | | | | | | | | | | | |
| 10/08 | Tennessee | | | | | | | | | | | | | |
| 10/15 | at Jacksonville | | | | | | | | | | | | | |
| 10/22 | Cleveland | | | | | | | | | | | | | |
| 10/29 | New Orleans | | | | | | | | | | | | | |
| 11/05 | at Carolina | | | | | | | | | | | | | |
| 11/12 | at New England | | | | | | | | | | | | | |
| 11/26 | Tampa Bay | | | | | | | | | | | | | |
| 12/03 | at Tennessee | | | | | | | | | | | | | |
| 12/10 | at Cincinnati | | | | | | | | | | | | | |
| 12/16 | Pittsburgh | | | | | | | | | | | | | |
| 12/24 | at Atlanta | | | | | | | | | | | | | |
| 12/31 | Las Vegas | | | | | | | | | | | | | |
| 01/07 | Houston | | | | | | | | | | | | | |
| TOTALS | | 0 | 0 | 0 | 0.0% | 0.0 | 0.0 | 0 | 0.0% | 0 | 0.0% | -- | 0/0 | 0.0 |



INDIVIDUAL GXG STATS: PASSING



| PASSING: | | KELLEN MOND | | | | | | | | | | | | |
|----------|-----------------|-------------|-----|-----|------|-----|-----|----------------|------|-----|------|----|-------|------|
| DATE | OPP. | ATT | CMP | YDS | CMP% | Y/A | Y/C | TD | TD% | INT | INT% | LG | SK/YD | RATE |
| 09/10 | Jacksonville | | | | | | | | | | | | | |
| 09/17 | at Houston | | | | | | | NOT ON ROSTER | | | | | | |
| 09/24 | at Baltimore | | | | | | | NOT ON ROSTER | | | | | | |
| 10/01 | L.A. Rams | | | | | | | NOT ON ROSTER | | | | | | |
| 10/08 | Tennessee | | | | | | | Browns | | | | | | |
| 10/15 | at Jacksonville | | | | | | | PRACTICE SQUAD | | | | | | |
| 10/22 | Cleveland | | | | | | | PRACTICE SQUAD | | | | | | |
| 10/29 | New Orleans | | | | | | | | | | | | | |
| 11/05 | at Carolina | | | | | | | | | | | | | |
| 11/12 | at New England | | | | | | | | | | | | | |
| 11/26 | Tampa Bay | | | | | | | | | | | | | |
| 12/03 | at Tennessee | | | | | | | | | | | | | |
| 12/10 | at Cincinnati | | | | | | | | | | | | | |
| 12/16 | Pittsburgh | | | | | | | | | | | | | |
| 12/24 | at Atlanta | | | | | | | | | | | | | |
| 12/31 | Las Vegas | | | | | | | | | | | | | |
| 01/07 | Houston | | | | | | | | | | | | | |
| TOTALS | | 0 | 0 | 0 | 0.0% | 0.0 | 0.0 | 0 | 0.0% | 0 | 0.0% | -- | 0/0 | 0.0 |



INDIVIDUAL GXG STATS: RECEIVING



2023 REGULAR SEASON INDIVIDUAL GAME-BY-GAME STATS

| RECEIVING: | | MICHAEL PITTMAN JR. | | | | | JOSH DOWNS | | | | | ALEC PIERCE | | | | |
|------------|-----------------|---------------------|-----|------|-----|----|------------|-----|------|-----|----|-------------|-----|------|----|----|
| DATE | OPP. | NO. | YDS | AVG | LG | TD | NO. | YDS | AVG | LG | TD | NO. | YDS | AVG | LG | TD |
| 09/10 | Jacksonville | 8 | 97 | 12.1 | 39t | 1 | 3 | 30 | 10.0 | 22 | 0 | 1 | 5 | 5.0 | 5 | 0 |
| 09/17 | at Houston | 8 | 56 | 7.0 | 12 | 0 | 4 | 37 | 9.3 | 12 | 0 | 2 | 28 | 14.0 | 20 | 0 |
| 09/24 | at Baltimore | 9 | 77 | 8.6 | 34 | 0 | 8 | 57 | 7.1 | 12 | 0 | 3 | 43 | 14.3 | 23 | 0 |
| 10/01 | L.A. Rams | 1 | 15 | 15.0 | 15 | 0 | 2 | 34 | 17.0 | 30 | 0 | 1 | 38 | 38.0 | 38 | 0 |
| 10/08 | Tennessee | 5 | 52 | 10.4 | 27 | 0 | 6 | 97 | 16.2 | 38 | 0 | 1 | 10 | 10.0 | 10 | 0 |
| 10/15 | at Jacksonville | 9 | 109 | 12.1 | 40 | 0 | 5 | 21 | 4.2 | 9 | 1 | 3 | 25 | 8.3 | 14 | 0 |
| 10/22 | Cleveland | 2 | 83 | 41.5 | 75t | 1 | 5 | 125 | 25.0 | 59t | 1 | 3 | 53 | 17.7 | 32 | 0 |
| 10/29 | New Orleans | | | | | | | | | | | | | | | |
| 11/05 | at Carolina | | | | | | | | | | | | | | | |
| 11/12 | at New England | | | | | | | | | | | | | | | |
| 11/26 | Tampa Bay | | | | | | | | | | | | | | | |
| 12/03 | at Tennessee | | | | | | | | | | | | | | | |
| 12/10 | at Cincinnati | | | | | | | | | | | | | | | |
| 12/16 | Pittsburgh | | | | | | | | | | | | | | | |
| 12/24 | at Atlanta | | | | | | | | | | | | | | | |
| 12/31 | Las Vegas | | | | | | | | | | | | | | | |
| 01/07 | Houston | | | | | | | | | | | | | | | |
| TOTALS | | 42 | 489 | 11.6 | 75T | 2 | 33 | 401 | 12.2 | 59T | 2 | 14 | 202 | 14.4 | 38 | 0 |

| RECEIVING: | | KYLEN GRANSON | | | | | ZACK MOSS | | | | | JONATHAN TAYLOR | | | | |
|------------|-----------------|------------------|-----|------|----|----|-----------|-----|------|-----|----|-----------------|-----|------|----|----|
| DATE | OPP. | NO. | YDS | AVG | LG | TD | NO. | YDS | AVG | LG | TD | NO. | YDS | AVG | LG | TD |
| 09/10 | Jacksonville | 4 | 39 | 9.8 | 14 | 0 | INACTIVE | | | | | RESERVED/PUP | | | | |
| 09/17 | at Houston | 3 | 16 | 5.3 | 11 | 1 | 4 | 19 | 4.8 | 7 | 0 | RESERVED/PUP | | | | |
| 09/24 | at Baltimore | 2 | 9 | 4.5 | 7 | 0 | 2 | 23 | 11.5 | 17t | 1 | RESERVED/PUP | | | | |
| 10/01 | L.A. Rams | 2 | 24 | 12.0 | 17 | 0 | 0 | 0 | 0.0 | -- | 0 | RESERVED/PUP | | | | |
| 10/08 | Tennessee | 2 | 15 | 7.5 | 9 | 0 | 2 | 30 | 15.0 | 26 | 0 | 1 | 16 | 16.0 | 16 | 0 |
| 10/15 | at Jacksonville | 3 | 67 | 22.3 | 45 | 0 | 6 | 38 | 6.3 | 16 | 0 | 5 | 46 | 9.2 | 40 | 0 |
| 10/22 | Cleveland | ON INACTIVE LIST | | | | | 1 | 5 | 5.0 | 5 | 0 | 3 | 45 | 15.0 | 20 | 0 |
| 10/29 | New Orleans | | | | | | | | | | | | | | | |
| 11/05 | at Carolina | | | | | | | | | | | | | | | |
| 11/12 | at New England | | | | | | | | | | | | | | | |
| 11/26 | Tampa Bay | | | | | | | | | | | | | | | |
| 12/03 | at Tennessee | | | | | | | | | | | | | | | |
| 12/10 | at Cincinnati | | | | | | | | | | | | | | | |
| 12/16 | Pittsburgh | | | | | | | | | | | | | | | |
| 12/24 | at Atlanta | | | | | | | | | | | | | | | |
| 12/31 | Las Vegas | | | | | | | | | | | | | | | |
| 01/07 | Houston | | | | | | | | | | | | | | | |
| TOTALS | | 16 | 170 | 10.6 | 45 | 1 | 15 | 115 | 7.7 | 26 | 1 | 9 | 107 | 11.9 | 40 | 0 |

| RECEIVING: | | DREW OGLETREE | | | | | MO ALIE-COX | | | | | WILL MALLORY | | | | |
|------------|-----------------|---------------|-----|------|----|----|-------------|-----|------|-----|----|--------------|-----|------|----|----|
| DATE | OPP. | NO. | YDS | AVG | LG | TD | NO. | YDS | AVG | LG | TD | NO. | YDS | AVG | LG | TD |
| 09/10 | Jacksonville | 1 | 20 | 20.0 | 20 | 0 | 0 | 0 | 0.0 | -- | 0 | INACTIVE | | | | |
| 09/17 | at Houston | INACTIVE | | | | | 1 | 15 | 15.0 | 15 | 0 | 2 | 49 | 24.5 | 43 | 0 |
| 09/24 | at Baltimore | 1 | 11 | 11.0 | 11 | 0 | 0 | 0 | 0.0 | -- | 0 | INACTIVE | | | | |
| 10/01 | L.A. Rams | 3 | 48 | 16.0 | 22 | 1 | 1 | 35 | 35.0 | 35t | 1 | INACTIVE | | | | |
| 10/08 | Tennessee | 2 | 16 | 8.0 | 13 | 0 | 1 | 17 | 17.0 | 17 | 0 | INACTIVE | | | | |
| 10/15 | at Jacksonville | 0 | 0 | 0.0 | -- | 0 | 0 | 0 | 0.0 | -- | 0 | 0 | 0 | 0.0 | -- | 0 |
| 10/22 | Cleveland | 0 | 0 | 0.0 | -- | 0 | 1 | -6 | -6.0 | -6 | 0 | 0 | 0 | 0.0 | -- | 0 |
| 10/29 | New Orleans | | | | | | | | | | | | | | | |
| 11/05 | at Carolina | | | | | | | | | | | | | | | |
| 11/12 | at New England | | | | | | | | | | | | | | | |
| 11/26 | Tampa Bay | | | | | | | | | | | | | | | |
| 12/03 | at Tennessee | | | | | | | | | | | | | | | |
| 12/10 | at Cincinnati | | | | | | | | | | | | | | | |
| 12/16 | Pittsburgh | | | | | | | | | | | | | | | |
| 12/24 | at Atlanta | | | | | | | | | | | | | | | |
| 12/31 | Las Vegas | | | | | | | | | | | | | | | |
| 01/07 | Houston | | | | | | | | | | | | | | | |
| TOTALS | | 7 | 95 | 13.6 | 22 | 1 | 4 | 61 | 15.3 | 35T | 1 | 2 | 49 | 24.5 | 43 | 0 |



INDIVIDUAL GXG STATS: RECEIVING



| RECEIVING: | | ISAIAH MCKENZIE | | | | | DEON JACKSON | | | | | JAKE FUNK | | | | |
|------------|-----------------|-----------------|-----|------|----|----|----------------|-----|-----|----|----|---------------|-----|------|----|----|
| DATE | OPP. | NO. | YDS | AVG | LG | TD | NO. | YDS | AVG | LG | TD | NO. | YDS | AVG | LG | TD |
| 09/10 | Jacksonville | 0 | 0 | 0.0 | -- | 0 | 5 | 14 | 2.8 | 8 | 0 | 1 | 12 | 12.0 | 12 | 0 |
| 09/17 | at Houston | 1 | 7 | 7.0 | 7 | 0 | 0 | 0 | 0.0 | -- | 0 | 0 | 0 | 0.0 | -- | 0 |
| 09/24 | at Baltimore | 1 | 3 | 3.0 | 3 | 0 | NOT ON ROSTER | | | | | 0 | 0 | 0.0 | -- | 0 |
| 10/01 | L.A. Rams | 1 | 6 | 6.0 | 6 | 0 | NOT ON ROSTER | | | | | 0 | 0 | 0.0 | -- | 0 |
| 10/08 | Tennessee | 0 | 0 | 0.0 | -- | 0 | NOT ON ROSTER | | | | | NOT ON ROSTER | | | | |
| 10/15 | at Jacksonville | 2 | 23 | 11.5 | 12 | 0 | NOT ON ROSTER | | | | | NOT ON ROSTER | | | | |
| 10/22 | Cleveland | 0 | 0 | 0.0 | -- | 0 | PRACTICE SQUAD | | | | | NOT ON ROSTER | | | | |
| 10/29 | New Orleans | | | | | | | | | | | | | | | |
| 11/05 | at Carolina | | | | | | | | | | | | | | | |
| 11/12 | at New England | | | | | | | | | | | | | | | |
| 11/26 | Tampa Bay | | | | | | | | | | | | | | | |
| 12/03 | at Tennessee | | | | | | | | | | | | | | | |
| 12/10 | at Cincinnati | | | | | | | | | | | | | | | |
| 12/16 | Pittsburgh | | | | | | | | | | | | | | | |
| 12/24 | at Atlanta | | | | | | | | | | | | | | | |
| 12/31 | Las Vegas | | | | | | | | | | | | | | | |
| 01/07 | Houston | | | | | | | | | | | | | | | |
| TOTALS | | 5 | 39 | 7.8 | 12 | 0 | 5 | 14 | 2.8 | 8 | 0 | 1 | 12 | 12.0 | 12 | 0 |

| RECEIVING: | | EVAN HULL | | | | | TREY SERMON | | | | |
|------------|-----------------|-----------------|-----|-----|----|----|-------------|-----|-----|----|----|
| DATE | OPP. | NO. | YDS | AVG | LG | TD | NO. | YDS | AVG | LG | TD |
| 09/10 | Jacksonville | 1 | 6 | 6.0 | 6 | 0 | | | | | |
| 09/17 | at Houston | INJURED RESERVE | | | | | Eagles | | | | |
| 09/24 | at Baltimore | INJURED RESERVE | | | | | 1 | 4 | 4.0 | 4 | 0 |
| 10/01 | L.A. Rams | INJURED RESERVE | | | | | 0 | 0 | 0.0 | -- | 0 |
| 10/08 | Tennessee | INJURED RESERVE | | | | | 0 | 0 | 0.0 | -- | 0 |
| 10/15 | at Jacksonville | INJURED RESERVE | | | | | 0 | 0 | 0.0 | -- | 0 |
| 10/22 | Cleveland | INJURED RESERVE | | | | | 0 | 0 | 0.0 | -- | 0 |
| 10/29 | New Orleans | | | | | | | | | | |
| 11/05 | at Carolina | | | | | | | | | | |
| 11/12 | at New England | | | | | | | | | | |
| 11/26 | Tampa Bay | | | | | | | | | | |
| 12/03 | at Tennessee | | | | | | | | | | |
| 12/10 | at Cincinnati | | | | | | | | | | |
| 12/16 | Pittsburgh | | | | | | | | | | |
| 12/24 | at Atlanta | | | | | | | | | | |
| 12/31 | Las Vegas | | | | | | | | | | |
| 01/07 | Houston | | | | | | | | | | |
| TOTALS | | 1 | 6 | 6.0 | 6 | 0 | 1 | 4 | 4.0 | 4 | 0 |



INDIVIDUAL GXG STATS: RUSHING



2023 REGULAR SEASON INDIVIDUAL GAME-BY-GAME STATS

| RUSHING: | | ZACK MOSS | | | | | ANTHONY RICHARDSON | | | | | JONATHAN TAYLOR | | | | |
|----------|-----------------|-----------|-----|-----|-----|----|--------------------|-----|------|-----|----|-----------------|-----|-----|----|----|
| DATE | OPP. | NO. | YDS | AVG | LG | TD | NO. | YDS | AVG | LG | TD | NO. | YDS | AVG | LG | TD |
| 09/10 | Jacksonville | INACTIVE | | | | | 10 | 40 | 4.0 | 12 | 1 | RESERVED/PUP | | | | |
| 09/17 | at Houston | 18 | 88 | 4.9 | 11t | 1 | 3 | 35 | 11.7 | 18t | 2 | RESERVED/PUP | | | | |
| 09/24 | at Baltimore | 30 | 122 | 4.1 | 24 | 0 | INACTIVE | | | | | RESERVED/PUP | | | | |
| 10/01 | L.A. Rams | 18 | 70 | 3.9 | 20 | 0 | 10 | 56 | 5.6 | 23 | 1 | RESERVED/PUP | | | | |
| 10/08 | Tennessee | 23 | 165 | 7.2 | 56t | 2 | 2 | 5 | 2.5 | 4 | 0 | 6 | 18 | 3.0 | 5 | 0 |
| 10/15 | at Jacksonville | 7 | 21 | 3.0 | 9 | 1 | INACTIVE | | | | | 8 | 19 | 2.4 | 5 | 0 |
| 10/22 | Cleveland | 18 | 57 | 3.2 | 21 | 0 | INJURED RESERVE | | | | | 18 | 75 | 4.2 | 24 | 1 |
| 10/29 | New Orleans | | | | | | | | | | | | | | | |
| 11/05 | at Carolina | | | | | | | | | | | | | | | |
| 11/12 | at New England | | | | | | | | | | | | | | | |
| 11/26 | Tampa Bay | | | | | | | | | | | | | | | |
| 12/03 | at Tennessee | | | | | | | | | | | | | | | |
| 12/10 | at Cincinnati | | | | | | | | | | | | | | | |
| 12/16 | Pittsburgh | | | | | | | | | | | | | | | |
| 12/24 | at Atlanta | | | | | | | | | | | | | | | |
| 12/31 | Las Vegas | | | | | | | | | | | | | | | |
| 01/07 | Houston | | | | | | | | | | | | | | | |
| TOTALS | | 114 | 523 | 4.6 | 56T | 4 | 25 | 136 | 5.4 | 23 | 4 | 32 | 112 | 3.5 | 24 | 1 |

| RUSHING: | | GARDNER MINSHAW II | | | | | TREY SERMON | | | | | DEON JACKSON | | | | |
|----------|-----------------|--------------------|-----|-----|-----|----|-------------|-----|-----|----|----|----------------|-----|-----|----|----|
| DATE | OPP. | NO. | YDS | AVG | LG | TD | NO. | YDS | AVG | LG | TD | NO. | YDS | AVG | LG | TD |
| 09/10 | Jacksonville | 0 | 0 | 0.0 | -- | 0 | | | | | | 13 | 14 | 1.1 | 7 | 0 |
| 09/17 | at Houston | 2 | 3 | 1.5 | 2 | 0 | Eagles | | | | | 0 | 0 | 0.0 | -- | 0 |
| 09/24 | at Baltimore | 0 | 0 | 0.0 | -- | 0 | 5 | 17 | 3.4 | 5 | 0 | NOT ON ROSTER | | | | |
| 10/01 | L.A. Rams | 0 | 0 | 0.0 | -- | 0 | 3 | 7 | 2.3 | 4 | 0 | NOT ON ROSTER | | | | |
| 10/08 | Tennessee | 2 | 1 | 0.5 | 2 | 0 | 0 | 0 | 0.0 | -- | 0 | NOT ON ROSTER | | | | |
| 10/15 | at Jacksonville | 2 | 4 | 2.0 | 2 | 0 | 0 | 0 | 0.0 | -- | 0 | NOT ON ROSTER | | | | |
| 10/22 | Cleveland | 3 | 29 | 9.7 | 17t | 2 | 0 | 0 | 0.0 | -- | 0 | PRACTICE SQUAD | | | | |
| 10/29 | New Orleans | | | | | | | | | | | | | | | |
| 11/05 | at Carolina | | | | | | | | | | | | | | | |
| 11/12 | at New England | | | | | | | | | | | | | | | |
| 11/26 | Tampa Bay | | | | | | | | | | | | | | | |
| 12/03 | at Tennessee | | | | | | | | | | | | | | | |
| 12/10 | at Cincinnati | | | | | | | | | | | | | | | |
| 12/16 | Pittsburgh | | | | | | | | | | | | | | | |
| 12/24 | at Atlanta | | | | | | | | | | | | | | | |
| 12/31 | Las Vegas | | | | | | | | | | | | | | | |
| 01/07 | Houston | | | | | | | | | | | | | | | |
| TOTALS | | 9 | 37 | 4.1 | 17T | 2 | 8 | 24 | 3.0 | 5 | 0 | 13 | 14 | 1.1 | 7 | 0 |

| RUSHING: | | ISAIAH MCKENZIE | | | | | JAKE FUNK | | | | | EVAN HULL | | | | |
|----------|-----------------|-----------------|-----|-----|----|----|---------------|-----|-----|----|----|-----------------|-----|-----|----|----|
| DATE | OPP. | NO. | YDS | AVG | LG | TD | NO. | YDS | AVG | LG | TD | NO. | YDS | AVG | LG | TD |
| 09/10 | Jacksonville | 0 | 0 | 0.0 | -- | 0 | 2 | 10 | 5.0 | 7 | 0 | 1 | 1 | 1.0 | 1 | 0 |
| 09/17 | at Houston | 0 | 0 | 0.0 | -- | 0 | 0 | 0 | 0.0 | -- | 0 | INJURED RESERVE | | | | |
| 09/24 | at Baltimore | 0 | 0 | 0.0 | -- | 0 | 0 | 0 | 0.0 | -- | 0 | INJURED RESERVE | | | | |
| 10/01 | L.A. Rams | 0 | 0 | 0.0 | -- | 0 | 0 | 0 | 0.0 | -- | 0 | INJURED RESERVE | | | | |
| 10/08 | Tennessee | 1 | 4 | 4.0 | 4 | 0 | NOT ON ROSTER | | | | | INJURED RESERVE | | | | |
| 10/15 | at Jacksonville | 0 | 0 | 0.0 | -- | 0 | NOT ON ROSTER | | | | | INJURED RESERVE | | | | |
| 10/22 | Cleveland | 1 | 7 | 7.0 | 7 | 0 | NOT ON ROSTER | | | | | INJURED RESERVE | | | | |
| 10/29 | New Orleans | | | | | | | | | | | | | | | |
| 11/05 | at Carolina | | | | | | | | | | | | | | | |
| 11/12 | at New England | | | | | | | | | | | | | | | |
| 11/26 | Tampa Bay | | | | | | | | | | | | | | | |
| 12/03 | at Tennessee | | | | | | | | | | | | | | | |
| 12/10 | at Cincinnati | | | | | | | | | | | | | | | |
| 12/16 | Pittsburgh | | | | | | | | | | | | | | | |
| 12/24 | at Atlanta | | | | | | | | | | | | | | | |
| 12/31 | Las Vegas | | | | | | | | | | | | | | | |
| 01/07 | Houston | | | | | | | | | | | | | | | |
| TOTALS | | 2 | 11 | 5.5 | 7 | 0 | 2 | 10 | 5.0 | 7 | 0 | 1 | 1 | 1.0 | 1 | 0 |



INDIVIDUAL GXG STATS: DEFENSIVE



2023 REGULAR SEASON INDIVIDUAL DEFENSIVE GAME-BY-GAME STATS

| Date | Opp. | DARRELL BAKER JR. | | | | | | | | | | | | JULIAN BLACKMON | | | | | | | | | | | | JUJU BRENTS | | | | | | | | | | | |
|--------|-----------------|-------------------|---|----|-----|----|-----|-----|----|----|----|----|---|-----------------|----|-----|----|-----|-----|-----|----|----|----|---|----|-------------|-----|----|-----|-----|-----|----|----|----|---|---|--|
| | | S | A | TK | TFL | SK | SKY | INT | FR | FF | PR | PD | S | A | TK | TFL | SK | SKY | INT | FR | FF | PR | PD | S | A | TK | TFL | SK | SKY | INT | FR | FF | PR | PD | | | |
| 09/10 | Jacksonville | 3 | 1 | 4 | 0 | 0 | 0.0 | 0.0 | 0 | 0 | 0 | 0 | 3 | 2 | 5 | 0 | 0 | 0.0 | 0.0 | 0 | 0 | 0 | 0 | | | | | | | | | | | | | | |
| 09/17 | at Houston | 3 | 0 | 3 | 0 | 0 | 0.0 | 0.0 | 0 | 0 | 0 | 0 | 7 | 3 | 10 | 0 | 0 | 0.0 | 0.0 | 0 | 0 | 0 | 0 | | | | | | | | | | | | | | |
| 09/24 | at Baltimore | INACTIVE | | | | | | | | | | | | 6 | 6 | 12 | 1 | 2 | 0.0 | 0.0 | 0 | 0 | 0 | 0 | 4 | 0 | 4 | 0 | 0 | 0.0 | 0.0 | 0 | 1 | 1 | 0 | 0 | |
| 10/01 | L.A. Rams | INACTIVE | | | | | | | | | | | | 7 | 2 | 9 | 0 | 0 | 0.0 | 0.0 | 0 | 0 | 0 | 0 | 8 | 1 | 9 | 0 | 0 | 0.0 | 0.0 | 0 | 0 | 0 | 0 | 0 | |
| 10/08 | Tennessee | 0 | 0 | 0 | 0 | 0 | 0.0 | 0.0 | 0 | 0 | 0 | 0 | 4 | 1 | 5 | 0 | 0 | 0.0 | 0.0 | 1 | 0 | 0 | 1 | 3 | 1 | 4 | 0 | 0 | 0.0 | 0.0 | 0 | 0 | 0 | 0 | 1 | | |
| 10/15 | at Jacksonville | 0 | 0 | 0 | 0 | 0 | 0.0 | 0.0 | 0 | 0 | 0 | 0 | 4 | 0 | 4 | 1 | 0 | 0.0 | 0.0 | 0 | 0 | 0 | 0 | 5 | 2 | 7 | 0 | 0 | 0.0 | 0.0 | 1 | 0 | 0 | 0 | 2 | | |
| 10/22 | Cleveland | 3 | 0 | 3 | 0 | 0 | 0.0 | 0.0 | 0 | 0 | 0 | 0 | 4 | 1 | 5 | 2 | 9 | 0.0 | 0.0 | 1 | 0 | 0 | 2 | 0 | 0 | 0 | 0 | 0 | 0.0 | 0.0 | 0 | 0 | 0 | 0 | 0 | | |
| 10/29 | New Orleans | | | | | | | | | | | | | | | | | | | | | | | | | | | | | | | | | | | | |
| 11/05 | at Carolina | | | | | | | | | | | | | | | | | | | | | | | | | | | | | | | | | | | | |
| 11/12 | at New England | | | | | | | | | | | | | | | | | | | | | | | | | | | | | | | | | | | | |
| 11/26 | Tampa Bay | | | | | | | | | | | | | | | | | | | | | | | | | | | | | | | | | | | | |
| 12/03 | at Tennessee | | | | | | | | | | | | | | | | | | | | | | | | | | | | | | | | | | | | |
| 12/10 | at Cincinnati | | | | | | | | | | | | | | | | | | | | | | | | | | | | | | | | | | | | |
| 12/16 | Pittsburgh | | | | | | | | | | | | | | | | | | | | | | | | | | | | | | | | | | | | |
| 12/24 | at Atlanta | | | | | | | | | | | | | | | | | | | | | | | | | | | | | | | | | | | | |
| 12/31 | Las Vegas | | | | | | | | | | | | | | | | | | | | | | | | | | | | | | | | | | | | |
| 01/07 | Houston | | | | | | | | | | | | | | | | | | | | | | | | | | | | | | | | | | | | |
| TOTALS | | 9 | 1 | 10 | 0 | 0 | 0.0 | 0.0 | 0 | 0 | 0 | 0 | 2 | 35 | 15 | 50 | 4 | 11 | 0.0 | 0.0 | 2 | 0 | 0 | 3 | 20 | 4 | 24 | 0 | 0 | 0.0 | 0.0 | 1 | 1 | 1 | 0 | 3 | |

| | | TONY BROWN | | | | | | | | | | | | TAVEN BRYAN | | | | | | | | | | | | DEFOREST BUCKNER | | | | | | | | | | | |
|--------|-----------------|------------------|---|----|-----|----|-----|-----|----|----|----|----|---|-------------|----|-----|----|-----|-----|-----|----|----|----|---|---|------------------|-----|----|-----|-----|-----|------|----|----|---|---|---|
| DATE | OPP. | S | A | TK | TFL | SK | SKY | INT | FR | FF | PR | PD | S | A | TK | TFL | SK | SKY | INT | FR | FF | PR | PD | S | A | TK | TFL | SK | SKY | INT | FR | FF | PR | PD | | | |
| 09/10 | Jacksonville | 0 | 0 | 0 | 0 | 0 | 0.0 | 0.0 | 1 | 0 | 0 | 0 | 1 | 2 | 1 | 3 | 0 | 0 | 0.0 | 0.0 | 0 | 0 | 0 | 0 | 4 | 3 | 7 | 1 | 2 | 10 | 10 | 0 | 1 | 1 | 2 | 0 | |
| 09/17 | at Houston | 0 | 0 | 0 | 0 | 0 | 0.0 | 0.0 | 0 | 0 | 0 | 0 | 0 | 1 | 0 | 1 | 1 | 4 | 10 | 4 | 0 | 0 | 0 | 1 | 0 | 4 | 0 | 4 | 2 | 9 | 10 | 5 | 0 | 0 | 1 | 2 | 0 |
| 09/24 | at Baltimore | 0 | 0 | 0 | 0 | 0 | 0.0 | 0.0 | 0 | 0 | 0 | 0 | 0 | 1 | 1 | 2 | 0 | 0 | 0.0 | 0.0 | 0 | 0 | 1 | 0 | 1 | 1 | 2 | 0 | 0 | 0.0 | 0.0 | 0 | 0 | 0 | 0 | 0 | 0 |
| 10/01 | L.A. Rams | 0 | 0 | 0 | 0 | 0 | 0.0 | 0.0 | 0 | 0 | 0 | 0 | 0 | 2 | 0 | 2 | 0 | 0 | 0.0 | 0.0 | 0 | 0 | 0 | 0 | 0 | 1 | 1 | 2 | 0 | 0 | 0.0 | 0.0 | 0 | 0 | 0 | 0 | 0 |
| 10/08 | Tennessee | 0 | 0 | 0 | 0 | 0 | 0.0 | 0.0 | 0 | 0 | 0 | 0 | 0 | 1 | 0 | 1 | 1 | 0 | 0.0 | 0.0 | 0 | 0 | 0 | 0 | 1 | 5 | 6 | 0 | 0 | 0.0 | 0.0 | 0 | 0 | 0 | 0 | 1 | 0 |
| 10/15 | at Jacksonville | ON INACTIVE LIST | | | | | | | | | | | | 2 | 1 | 3 | 1 | 0 | 0.0 | 0.0 | 0 | 0 | 0 | 0 | 0 | 1 | 2 | 3 | 1 | 10 | 10 | 10 | 0 | 0 | 1 | 0 | |
| 10/22 | Cleveland | 0 | 0 | 0 | 0 | 0 | 0.0 | 0.0 | 0 | 0 | 0 | 0 | 0 | 0 | 0 | 0 | 0 | 0 | 0.0 | 0.0 | 0 | 0 | 0 | 0 | 3 | 2 | 5 | 0 | 0 | 0.0 | 0.0 | 0 | 0 | 0 | 0 | 1 | 1 |
| 10/29 | New Orleans | | | | | | | | | | | | | | | | | | | | | | | | | | | | | | | | | | | | |
| 11/05 | at Carolina | | | | | | | | | | | | | | | | | | | | | | | | | | | | | | | | | | | | |
| 11/12 | at New England | | | | | | | | | | | | | | | | | | | | | | | | | | | | | | | | | | | | |
| 11/26 | Tampa Bay | | | | | | | | | | | | | | | | | | | | | | | | | | | | | | | | | | | | |
| 12/03 | at Tennessee | | | | | | | | | | | | | | | | | | | | | | | | | | | | | | | | | | | | |
| 12/10 | at Cincinnati | | | | | | | | | | | | | | | | | | | | | | | | | | | | | | | | | | | | |
| 12/16 | Pittsburgh | | | | | | | | | | | | | | | | | | | | | | | | | | | | | | | | | | | | |
| 12/24 | at Atlanta | | | | | | | | | | | | | | | | | | | | | | | | | | | | | | | | | | | | |
| 12/31 | Las Vegas | | | | | | | | | | | | | | | | | | | | | | | | | | | | | | | | | | | | |
| 01/07 | Houston | | | | | | | | | | | | | | | | | | | | | | | | | | | | | | | | | | | | |
| TOTALS | | 0 | 0 | 0 | 0 | 0 | 0.0 | 0.0 | 1 | 0 | 0 | 0 | 1 | 9 | 3 | 12 | 3 | 4 | 20 | 9.0 | 0 | 0 | 1 | 1 | 0 | 15 | 14 | 29 | 4 | 21 | 30 | 20.0 | 0 | 1 | 1 | 6 | 1 |

| | | SAMSON EBUKAM | | | | | | | | | | DALLUS FLOWERS | | | | | | | | | | ZAIRE FRANKLIN | | | | | | | | | | | | | |
|--------|-----------------|---------------|---|----|-----|----|-----|------|----|----|----|----------------|---|----|----|-----|----|-----|-----|-----|----|----------------|----|----|----|----|-----|-----|-----|-----|-----|----|----|----|---|
| DATE | OPP. | S | A | TK | TFL | SK | SKY | INT | FR | FF | PR | PD | S | A | TK | TFL | SK | SKY | INT | FR | FF | PR | PD | S | A | TK | TFL | SK | SKY | INT | FR | FF | PR | PD | |
| 09/10 | Jacksonville | 2 | 0 | 2 | 1 | 2 | 0.0 | 0.0 | 0 | 0 | 0 | 0 | 3 | 2 | 5 | 0 | 0 | 0.0 | 0.0 | 0 | 0 | 0 | 0 | 10 | 7 | 17 | 0 | 0 | 0.0 | 0.0 | 0 | 0 | 1 | 0 | 1 |
| 09/17 | at Houston | 2 | 0 | 2 | 1 | 3 | 1.0 | 8.0 | 0 | 0 | 0 | 2 | 1 | 0 | 1 | 0 | 0 | 0.0 | 0.0 | 0 | 0 | 0 | 1 | 8 | 5 | 13 | 1 | 9 | 0.0 | 0.0 | 0 | 0 | 0 | 0 | |
| 09/24 | at Baltimore | 4 | 1 | 5 | 2 | 3 | 1.0 | 5.0 | 0 | 0 | 1 | 1 | 0 | 4 | 1 | 5 | 0 | 0 | 0.0 | 0.0 | 0 | 0 | 0 | 11 | 4 | 15 | 1 | 4 | 10 | 4 | 0 | 0 | 1 | 0 | |
| 10/01 | L.A. Rams | 2 | 2 | 4 | 0 | 0 | 0.0 | 0.0 | 0 | 0 | 0 | 2 | 3 | 1 | 4 | 1 | 1 | 0.0 | 0.0 | 0 | 0 | 0 | 2 | 7 | 5 | 12 | 0 | 0 | 35 | 0.0 | 0.0 | 0 | 1 | 0 | |
| 10/08 | Tennessee | 2 | 1 | 3 | 0 | 0 | 0.0 | 0.0 | 0 | 0 | 0 | 1 | 0 | | | | | | | | | | 7 | 5 | 12 | 0 | 0 | 0.0 | 0.0 | 0 | 0 | 0 | 1 | | |
| 10/15 | at Jacksonville | 3 | 0 | 3 | 1 | 17 | 1.0 | 17.0 | 0 | 0 | 0 | 2 | 0 | | | | | | | | | | 6 | 2 | 8 | 0 | 0 | 0.0 | 0.0 | 0 | 0 | 0 | 0 | | |
| 10/22 | Cleveland | 3 | 1 | 4 | 1 | 3 | 0.0 | 0.0 | 0 | 0 | 0 | 1 | 1 | | | | | | | | | | 9 | 2 | 11 | 0 | 0 | 0.0 | 0.0 | 0 | 0 | 0 | 1 | | |
| 10/29 | New Orleans | | | | | | | | | | | | | | | | | | | | | | | | | | | | | | | | | | |
| 11/05 | at Carolina | | | | | | | | | | | | | | | | | | | | | | | | | | | | | | | | | | |
| 11/12 | at New England | | | | | | | | | | | | | | | | | | | | | | | | | | | | | | | | | | |
| 11/26 | Tampa Bay | | | | | | | | | | | | | | | | | | | | | | | | | | | | | | | | | | |
| 12/03 | at Tennessee | | | | | | | | | | | | | | | | | | | | | | | | | | | | | | | | | | |
| 12/10 | at Cincinnati | | | | | | | | | | | | | | | | | | | | | | | | | | | | | | | | | | |
| 12/16 | Pittsburgh | | | | | | | | | | | | | | | | | | | | | | | | | | | | | | | | | | |
| 12/24 | at Atlanta | | | | | | | | | | | | | | | | | | | | | | | | | | | | | | | | | | |
| 12/31 | Las Vegas | | | | | | | | | | | | | | | | | | | | | | | | | | | | | | | | | | |
| 01/07 | Houston | | | | | | | | | | | | | | | | | | | | | | | | | | | | | | | | | | |
| TOTALS | | 18 | 5 | 23 | 6 | 28 | 4.0 | 35.0 | 0 | 0 | 1 | 9 | 1 | 11 | 4 | 15 | 1 | 1 | 0.0 | 0.0 | 0 | 0 | 0 | 3 | 58 | 30 | 88 | 2 | 13 | 1.5 | 7.5 | 0 | 0 | 1 | 3 |

INDIVIDUAL GXG STATS: PUNTING



(AS OF OCT 24, 2023, 3:07 AM EDT)

2023 : REGULAR SEASON

| | | RIGOBERTO SANCHEZ | | | | | | | | | |
|-------|-----------------|-------------------|--------|------|----|-------|----|-----|-----|-------|------|
| DATE | OPPONENT | NO | YDS | AVG | LG | IN 20 | TB | BLK | 50+ | PR | NET |
| 9/10 | Jacksonville | 5 | 208 | 41.6 | 46 | 0 | 0 | 0 | 0 | 58 | 30.0 |
| 9/17 | at Houston | 5 | 220 | 44.0 | 51 | 2 | 0 | 0 | 1 | 20 | 40.0 |
| 9/24 | at Baltimore | 7 | 325 | 46.4 | 54 | 3 | 0 | 0 | 3 | 45 | 40.0 |
| 10/1 | L.A. Rams | 4 | 193 | 48.3 | 54 | 1 | 0 | 0 | 1 | 15 | 44.5 |
| 10/8 | Tennessee | 1 | 50 | 50.0 | 50 | 1 | 0 | 0 | 1 | 12 | 38.0 |
| 10/15 | at Jacksonville | 3 | 143 | 47.7 | 52 | 1 | 0 | 0 | 2 | 6 | 45.7 |
| 10/22 | Cleveland | 5 | 260 | 52.0 | 57 | 1 | 0 | 0 | 4 | 22 | 47.6 |
| 10/29 | New Orleans | -- | -- | -- | -- | -- | -- | -- | -- | -- | -- |
| 11/5 | at Carolina | -- | -- | -- | -- | -- | -- | -- | -- | -- | -- |
| 11/12 | at New England | -- | -- | -- | -- | -- | -- | -- | -- | -- | -- |
| 11/26 | Tampa Bay | -- | -- | -- | -- | -- | -- | -- | -- | -- | -- |
| 12/3 | at Tennessee | -- | -- | -- | -- | -- | -- | -- | -- | -- | -- |
| 12/10 | at Cincinnati | -- | -- | -- | -- | -- | -- | -- | -- | -- | -- |
| 12/16 | Pittsburgh | -- | -- | -- | -- | -- | -- | -- | -- | -- | -- |
| 12/24 | at Atlanta | -- | -- | -- | -- | -- | -- | -- | -- | -- | -- |
| 12/31 | Las Vegas | -- | -- | -- | -- | -- | -- | -- | -- | -- | -- |
| 1/7 | Houston | -- | -- | -- | -- | -- | -- | -- | -- | -- | -- |
| | 2023 TOTALS | 30 | 1,399 | 46.9 | 57 | 9 | 0 | 0 | 12 | 178 | 40.6 |
| | CAREER TOTALS | 429 | 19,484 | 45 | 79 | 159 | 15 | 2 | 124 | 1,209 | 42 |
| | COLTS TOTALS | 429 | 19,484 | 45 | 79 | 159 | 15 | 2 | 124 | 1,209 | 42 |



INDIVIDUAL GXG STATS: SPECIAL TEAMS



2023 REGULAR SEASON INDIVIDUAL SPECIAL TEAMS GAME-BY-GAME STATS

| DATE | OPP. | TONY BROWN | | | NICK CROSS | | | TREVOR DENBOW | | | MATT GAY | | |
|--------|-----------------|------------------|-----|-----|------------|-----|-----|---------------|-----|-----|----------|-----|-----|
| | | TKL | AST | TOT | TKL | AST | TOT | TKL | AST | TOT | TKL | AST | TOT |
| 09/10 | Jacksonville | 0 | 0 | 0 | 2 | 0 | 2 | 0 | 0 | 0 | 0 | 0 | 0 |
| 09/17 | at Houston | 1 | 0 | 1 | 1 | 0 | 1 | 0 | 0 | 0 | 0 | 0 | 0 |
| 09/24 | at Baltimore | 0 | 0 | 0 | 1 | 0 | 1 | 1 | 0 | 1 | 0 | 0 | 0 |
| 10/01 | L.A. Rams | 0 | 0 | 0 | 0 | 0 | 0 | 1 | 0 | 1 | 0 | 0 | 0 |
| 10/08 | Tennessee | 0 | 0 | 0 | 1 | 0 | 1 | 0 | 2 | 2 | 0 | 0 | 0 |
| 10/15 | at Jacksonville | ON INACTIVE LIST | | | 1 | 0 | 1 | 0 | 0 | 0 | 1 | 0 | 1 |
| 10/22 | Cleveland | 0 | 0 | 0 | 1 | 1 | 2 | 1 | 1 | 2 | 0 | 0 | 0 |
| 10/29 | New Orleans | | | | | | | | | | | | |
| 11/05 | at Carolina | | | | | | | | | | | | |
| 11/12 | at New England | | | | | | | | | | | | |
| 11/26 | Tampa Bay | | | | | | | | | | | | |
| 12/03 | at Tennessee | | | | | | | | | | | | |
| 12/10 | at Cincinnati | | | | | | | | | | | | |
| 12/16 | Pittsburgh | | | | | | | | | | | | |
| 12/24 | at Atlanta | | | | | | | | | | | | |
| 12/31 | Las Vegas | | | | | | | | | | | | |
| 01/07 | Houston | | | | | | | | | | | | |
| TOTALS | | 1 | 0 | 1 | 7 | 1 | 8 | 3 | 3 | 6 | 1 | 0 | 1 |

| DATE | OPP. | KYLEN GRANSON | | | JAYLON JONES | | | ISAAH MCKENZIE | | | DREW OGLETREE | | |
|--------|-----------------|------------------|-----|-----|--------------|-----|-----|----------------|-----|-----|---------------|-----|-----|
| | | TKL | AST | TOT | TKL | AST | TOT | TKL | AST | TOT | TKL | AST | TOT |
| 09/10 | Jacksonville | 0 | 0 | 0 | 0 | 0 | 0 | 0 | 0 | 0 | 0 | 0 | 0 |
| 09/17 | at Houston | 1 | 0 | 1 | 0 | 0 | 0 | 0 | 0 | 0 | INACTIVE | | |
| 09/24 | at Baltimore | 0 | 0 | 0 | 1 | 0 | 1 | 0 | 0 | 0 | 1 | 0 | 1 |
| 10/01 | L.A. Rams | 0 | 0 | 0 | 0 | 0 | 0 | 0 | 0 | 0 | 0 | 1 | 1 |
| 10/08 | Tennessee | 0 | 0 | 0 | 0 | 0 | 0 | 0 | 0 | 0 | 0 | 0 | 0 |
| 10/15 | at Jacksonville | 0 | 0 | 0 | 0 | 0 | 0 | 0 | 0 | 0 | 0 | 0 | 0 |
| 10/22 | Cleveland | ON INACTIVE LIST | | | 0 | 0 | 0 | 0 | 0 | 0 | 2 | 0 | 2 |
| 10/29 | New Orleans | | | | | | | | | | | | |
| 11/05 | at Carolina | | | | | | | | | | | | |
| 11/12 | at New England | | | | | | | | | | | | |
| 11/26 | Tampa Bay | | | | | | | | | | | | |
| 12/03 | at Tennessee | | | | | | | | | | | | |
| 12/10 | at Cincinnati | | | | | | | | | | | | |
| 12/16 | Pittsburgh | | | | | | | | | | | | |
| 12/24 | at Atlanta | | | | | | | | | | | | |
| 12/31 | Las Vegas | | | | | | | | | | | | |
| 01/07 | Houston | | | | | | | | | | | | |
| TOTALS | | 1 | 0 | 1 | 1 | 0 | 1 | 0 | 0 | 0 | 3 | 1 | 4 |

| DATE | OPP. | SEGUN OLUBI | | | LUKE RHODES | | | E.J. SPEED | | | GRANT STUARD | | |
|--------|-----------------|-------------|-----|-----|-------------|-----|-----|------------|-----|-----|--------------|-----|-----|
| | | TKL | AST | TOT | TKL | AST | TOT | TKL | AST | TOT | TKL | AST | TOT |
| 09/10 | Jacksonville | 0 | 0 | 0 | 0 | 0 | 0 | 0 | 0 | 0 | 1 | 0 | 1 |
| 09/17 | at Houston | 1 | 0 | 1 | 0 | 0 | 0 | 0 | 0 | 0 | 0 | 0 | 0 |
| 09/24 | at Baltimore | 0 | 0 | 0 | 0 | 0 | 0 | 0 | 0 | 0 | 1 | 0 | 1 |
| 10/01 | L.A. Rams | 1 | 0 | 1 | 1 | 1 | 2 | 0 | 0 | 0 | 0 | 1 | 1 |
| 10/08 | Tennessee | 0 | 0 | 0 | 0 | 0 | 0 | 1 | 0 | 1 | 0 | 0 | 0 |
| 10/15 | at Jacksonville | 0 | 0 | 0 | 0 | 0 | 0 | 0 | 0 | 0 | 0 | 0 | 0 |
| 10/22 | Cleveland | 0 | 0 | 0 | 0 | 0 | 0 | 1 | 0 | 1 | 0 | 0 | 0 |
| 10/29 | New Orleans | | | | | | | | | | | | |
| 11/05 | at Carolina | | | | | | | | | | | | |
| 11/12 | at New England | | | | | | | | | | | | |
| 11/26 | Tampa Bay | | | | | | | | | | | | |
| 12/03 | at Tennessee | | | | | | | | | | | | |
| 12/10 | at Cincinnati | | | | | | | | | | | | |
| 12/16 | Pittsburgh | | | | | | | | | | | | |
| 12/24 | at Atlanta | | | | | | | | | | | | |
| 12/31 | Las Vegas | | | | | | | | | | | | |
| 01/07 | Houston | | | | | | | | | | | | |
| TOTALS | | 2 | 0 | 2 | 1 | 1 | 2 | 2 | 0 | 2 | 2 | 1 | 3 |



INSIDE THE 20



| DATE | OPPONENT | OFFENSE | DEFENSE |
|-------|-----------------|--|--|
| 09/10 | Jacksonville | TD - Run Downs Downs | TD - Pass TD - Pass TD - Run |
| 09/17 | at Houston | TD - Run TD - Run TD - Run TD - Pass | TD - Pass FG - 29 yards FG - 36 yards Missed FG |
| 09/24 | at Baltimore | TD - Pass FG - 31 yards | TD - Run TD - Run |
| 10/01 | L.A. Rams | TD - Run TD - Pass | TD - Run TD - Run FG - 40 yards |
| 10/08 | Tennessee | FG - 43 yards Downs TD - Run FG - 35 yards FG - 28 yards | FG - 27 yards TD - Run FG - 34 yards Downs |
| 10/15 | at Jacksonville | FG - 28 yards TD - Pass Interception TD - Run | TD - Run TD - Pass FG - 51 yards |
| 10/22 | Cleveland | TD - Run TD - Run TD - Run FG - 27 yards | TD - Run TD - Run |
| 10/29 | New Orleans | -- | -- |
| 11/05 | at Carolina | -- | -- |
| 11/12 | at New England | -- | -- |
| 11/26 | Tampa Bay | -- | -- |
| 12/03 | at Tennessee | -- | -- |
| 12/10 | at Cincinnati | -- | -- |
| 12/16 | Pittsburgh | -- | -- |
| 12/24 | at Atlanta | -- | -- |
| 12/31 | Las Vegas | -- | -- |
| 01/07 | Houston | -- | -- |

OFFENSE DEFENSE

| | | |
|----------------------------|------|------|
| Inside the 20 | 24 | 21 |
| Scores | 20 | 19 |
| Touchdowns | 14 | 13 |
| Field Goals | 6 | 6 |
| Total Points in 20 | 117 | 108 |
| Fumbles | 0 | 0 |
| Interceptions | 1 | 0 |
| Missed Field Goals | 0 | 1 |
| Lost on Downs | 3 | 1 |
| End of Half/Game | 0 | 0 |
| TDs Outside | 5 | 6 |
| Red-Zone Percentage | 58.3 | 61.9 |



INDIVIDUAL SINGLE-GAME HIGHS



2023 REGULAR SEASON COLTS INDIVIDUAL SINGLE-GAME HIGHS

| | | | | |
|------------------------------|------|---------------------|-------------|-------|
| Touchdowns | 2 | Gardner Minshew II | vs. Browns | 10/22 |
| | | Zack Moss | vs. Titans | 10/08 |
| | | Anthony Richardson | at Texans | 09/17 |
| Passes Attempted | 55 | Gardner Minshew II | at Jaguars | 10/15 |
| Passes Completed | 33 | Gardner Minshew II | at Jaguars | 10/15 |
| Completion Percentage | 82.6 | Gardner Minshew II | at Texans | 09/17 |
| Passing Yards | 329 | Gardner Minshew II | at Jaguars | 10/15 |
| Yards Per Attempt | 13.3 | Gardner Minshew II | vs. Browns | 10/22 |
| Touchdown Passes | 2 | Gardner Minshew II | vs. Browns | 10/22 |
| | | Anthony Richardson | vs. Rams | 10/01 |
| Pass Receptions | 9 | Michael Pittman Jr. | at Jaguars | 10/15 |
| | | Michael Pittman Jr. | at Ravens | 09/24 |
| Receiving Yards | 125 | Josh Downs | vs. Browns | 10/22 |
| Touchdown Receptions | 1 | Josh Downs | vs. Browns | 10/22 |
| | | Michael Pittman Jr. | vs. Browns | 10/22 |
| | | Josh Downs | at Jaguars | 10/15 |
| | | Mo Alie-Cox | vs. Rams | 10/01 |
| | | Drew Ogletree | vs. Rams | 10/01 |
| | | Zack Moss | at Ravens | 09/24 |
| | | Kylen Granson | at Texans | 09/17 |
| | | Michael Pittman Jr. | vs. Jaguars | 09/10 |
| Rushing Yards | 165 | Zack Moss | vs. Titans | 10/08 |
| Rushing Attempts | 30 | Zack Moss | at Ravens | 09/24 |
| Rushing Average | 7.2 | Zack Moss | vs. Titans | 10/08 |
| Rushing Touchdowns | 2 | Gardner Minshew II | vs. Browns | 10/22 |
| | | Zack Moss | vs. Titans | 10/08 |
| | | Anthony Richardson | at Texans | 09/17 |
| Yards From Scrimmage | 195 | Zack Moss | vs. Titans | 10/08 |
| Combined Net Yards | 195 | Zack Moss | vs. Titans | 10/08 |
| Interceptions Made | 1 | Julian Blackmon | vs. Browns | 10/22 |
| | | Rodney Thomas II | vs. Browns | 10/22 |
| | | JuJu Brents | at Jaguars | 10/15 |
| | | Julian Blackmon | vs. Titans | 10/08 |
| | | Kenny Moore II | vs. Rams | 10/01 |
| | | Tony Brown | vs. Jaguars | 09/10 |
| Interceptions Thrown | 3 | Gardner Minshew II | at Jaguars | 10/15 |
| INT Return Yards | 34 | Tony Brown | vs. Jaguars | 09/10 |
| Tackles | 17 | Zaire Franklin | vs. Jaguars | 09/10 |
| Sacks | 1.5 | Kenny Moore II | vs. Browns | 10/22 |
| | | Dayo Odeyingbo | vs. Rams | 10/01 |
| Punts | 7 | Rigoberto Sanchez | at Ravens | 09/24 |
| Punts Inside the 20 | 3 | Rigoberto Sanchez | at Ravens | 09/24 |
| Punting Average | 52.0 | Rigoberto Sanchez | vs. Browns | 10/22 |
| Punt Returns | 4 | Isaiah McKenzie | vs. Browns | 10/22 |
| Punt Return Yards | 48 | Isaiah McKenzie | at Ravens | 09/24 |
| Kickoff Returns | 2 | Isaiah McKenzie | vs. Browns | 10/22 |
| Kickoff Return Yards | 38 | Isaiah McKenzie | vs. Browns | 10/22 |

INDIVIDUAL SINGLE-GAME HIGHS



| | | | | |
|-----------------------|---|----------|-----------|-------|
| Field Goals Attempted | 5 | Matt Gay | at Ravens | 09/24 |
| Field Goals Made | 5 | Matt Gay | at Ravens | 09/24 |

2023 REGULAR SEASON INDIANAPOLIS COLTS LONGEST PLAYS

| | | | | |
|----------------------------------|----|---------------------|-------------|-------|
| Run From Scrimmage | 56 | Zack Moss | vs. Titans | 10/08 |
| Touchdown Run | 56 | Zack Moss | vs. Titans | 10/08 |
| Passing Long | 75 | Gardner Minshew II | vs. Browns | 10/22 |
| Touchdown Pass Long | 75 | Gardner Minshew II | vs. Browns | 10/22 |
| Pass Reception | 75 | Michael Pittman Jr. | vs. Browns | 10/22 |
| Touchdown Reception | 75 | Michael Pittman Jr. | vs. Browns | 10/22 |
| Interception Return | 34 | Tony Brown | vs. Jaguars | 09/10 |
| Longest Opponent's Fumble Return | 26 | DeForest Buckner | vs. Jaguars | 09/10 |
| Punt Return | 32 | Isaiah McKenzie | at Ravens | 09/24 |
| Kickoff Return | 21 | Isaiah McKenzie | vs. Browns | 10/22 |
| Punt | 57 | Rigoberto Sanchez | vs. Browns | 10/22 |
| Field Goal | 56 | Matt Gay | at Jaguars | 10/15 |
| Field Goal Attempt | 60 | Matt Gay | vs. Browns | 10/22 |



OPPONENTS INDIVIDUAL SINGLE-GAME HIGHS



2023 REGULAR SEASON OPPONENTS INDIVIDUAL SINGLE-GAME HIGHS

| | | | | |
|------------------------------|------|--------------------|-------------|-------|
| Touchdowns | 2 | Kareem Hunt | vs. Browns | 10/22 |
| | | Travis Etienne Jr. | at Jaguars | 10/15 |
| | | Kyren Williams | vs. Rams | 10/01 |
| Passes Attempted | 47 | Lamar Jackson | at Ravens | 09/24 |
| | | C.J. Stroud | at Texans | 09/17 |
| | | C.J. Stroud | at Texans | 09/17 |
| Passes Completed | 30 | Trevor Lawrence | vs. Jaguars | 09/10 |
| Completion Percentage | 75.0 | C.J. Stroud | at Texans | 09/17 |
| Passing Yards | 384 | C.J. Stroud | at Texans | 09/17 |
| Yards Per Attempt | 8.2 | Trevor Lawrence | at Jaguars | 10/15 |
| Touchdown Passes | 2 | C.J. Stroud | at Texans | 09/17 |
| | | Trevor Lawrence | vs. Jaguars | 09/10 |
| | | Puka Nacua | vs. Rams | 10/01 |
| Pass Receptions | 9 | Puka Nacua | vs. Rams | 10/01 |
| Receiving Yards | 163 | Christian Kirk | at Jaguars | 10/15 |
| Touchdown Receptions | 1 | Brenton Strange | at Jaguars | 10/15 |
| | | Puka Nacua | vs. Rams | 10/01 |
| | | Nico Collins | at Texans | 09/17 |
| Rushing Yards | 103 | Tank Dell | at Texans | 09/17 |
| | | Zay Jones | vs. Jaguars | 09/10 |
| | | Calvin Ridley | vs. Jaguars | 09/10 |
| Rushing Attempts | 25 | Kyren Williams | vs. Rams | 10/01 |
| Rushing Average | 7.2 | Kyren Williams | vs. Rams | 10/01 |
| Rushing Touchdowns | 2 | Lamar Jackson | at Ravens | 09/24 |
| | | Kareem Hunt | vs. Browns | 10/22 |
| | | Travis Etienne Jr. | at Jaguars | 10/15 |
| Yards From Scrimmage | 163 | Kyren Williams | vs. Rams | 10/01 |
| | | Lamar Jackson | at Ravens | 09/24 |
| | | Puka Nacua | vs. Rams | 10/01 |
| Combined Net Yards | 163 | Puka Nacua | vs. Rams | 10/01 |
| Interceptions Made | 1 | Denzel Ward | vs. Browns | 10/22 |
| | | Andre Cisco | at Jaguars | 10/15 |
| | | Rayshawn Jenkins | at Jaguars | 10/15 |
| Interceptions Thrown | 1 | Darius Williams | at Jaguars | 10/15 |
| | | Tyson Campbell | vs. Jaguars | 09/10 |
| | | P.J. Walker | vs. Browns | 10/22 |
| INT Return Yards | 24 | Deshaun Watson | vs. Browns | 10/22 |
| | | Trevor Lawrence | at Jaguars | 10/15 |
| | | Ryan Tannehill | vs. Titans | 10/08 |
| Tackles | 15 | Matthew Stafford | vs. Rams | 10/01 |
| | | Trevor Lawrence | vs. Jaguars | 09/10 |
| | | Rayshawn Jenkins | at Jaguars | 10/15 |
| Sacks | 3.0 | Foyesade Oluokun | at Jaguars | 10/15 |
| | | Azeez Al-Shaair | vs. Titans | 10/08 |
| | | Kyle Hamilton | at Ravens | 09/24 |
| Punts | 7 | Josh Allen | vs. Jaguars | 09/10 |
| Punts Inside the 20 | 2 | Jordan Stout | at Ravens | 09/24 |
| | | Ethan Evans | vs. Rams | 10/01 |
| | | Jordan Stout | at Ravens | 09/24 |
| Punting Average | 54.4 | Logan Cooke | vs. Jaguars | 09/10 |
| | | Corey Bojorquez | vs. Browns | 10/22 |
| | | Austin Trammell | vs. Rams | 10/01 |
| Punt Returns | 4 | Devin Duvernay | at Ravens | 09/24 |
| Punt Return Yards | 58 | Jamal Agnew | vs. Jaguars | 09/10 |
| Kickoff Returns | 2 | Pierre Strong Jr. | vs. Browns | 10/22 |
| | | Devin Singletary | at Texans | 09/17 |
| | | Jamal Agnew | at Jaguars | 10/15 |
| Kickoff Return Yards | 53 | Brett Maher | vs. Rams | 10/01 |
| Field Goals Attempted | 5 | Dustin Hopkins | vs. Browns | 10/22 |
| Field Goals Made | 4 | | | |



OPPONENTS INDIVIDUAL SINGLE-GAME HIGHS



2023 REGULAR SEASON OPPONENTS LONGEST PLAYS

| | | | | |
|---------------------|----|------------------|-------------|-------|
| Run From Scrimmage | 69 | Jerome Ford | vs. Browns | 10/22 |
| Touchdown Run | 69 | Jerome Ford | vs. Browns | 10/22 |
| Passing Long | 36 | Ryan Tannehill | vs. Titans | 10/08 |
| Touchdown Pass Long | 29 | Trevor Lawrence | at Jaguars | 10/15 |
| Pass Reception | 36 | DeAndre Hopkins | vs. Titans | 10/08 |
| Touchdown Reception | 29 | Christian Kirk | at Jaguars | 10/15 |
| Interception Return | 24 | Rayshawn Jenkins | at Jaguars | 10/15 |
| Punt Return | 48 | Jamal Agnew | vs. Jaguars | 09/10 |
| Kickoff Return | 53 | Jamal Agnew | at Jaguars | 10/15 |
| Punt | 69 | Corey Bojorquez | vs. Browns | 10/22 |
| Field Goal | 58 | Dustin Hopkins | vs. Browns | 10/22 |
| Field Goal Attempt | 61 | Justin Tucker | at Ravens | 09/24 |



OPPONENTS SCORING DRIVES



COLTS OPPONENTS 2023 REGULAR SEASON SCORING DRIVES

| DATE | OPPONENT | ACQUIRED | DRIVE | | | Q TIME | FIRST | | SCORING PLAY | IND | OPP |
|--------|-----------------|--------------|--------|-------|-------|---------|-------|-----|---|-----|-----|
| | | | START | PLAYS | YARDS | | DOWNS | | | | |
| 09/10 | Jacksonville | Punt | JAX 39 | 9 | 61 | 01 5:07 | 4 | | C. Ridley: 9-yard pass from T. Lawrence | 0 | 7 |
| | | Downs | JAX 43 | 7 | 57 | 02 3:55 | 3 | | Z. Jones: 18-yard pass from T. Lawrence | 7 | 14 |
| | | Kickoff | JAX 25 | 8 | 48 | 03 2:54 | 2 | | B. McManus: 45-yard FG | 14 | 17 |
| | | Punt | IND 46 | 10 | 46 | 04 5:32 | 5 | | T. Bigsby: 1-yard run | 21 | 24 |
| | | Interception | IND 44 | 3 | 44 | 04 0:52 | 2 | | T. Etienne Jr.: 26-yard run | 21 | 31 |
| 09/17 | at Houston | Kickoff | HOU 32 | 13 | 68 | 01 5:59 | 4 | | N. Collins: 8-yard pass from C. Stroud | 14 | 7 |
| | | Kickoff | HOU 25 | 9 | 64 | 02 5:18 | 3 | | K. Fairbairn: 29-yard FG | 21 | 10 |
| | | Kickoff | HOU 25 | 13 | 57 | 03 7:26 | 5 | | 04: K. Fairbairn: 36-yard FG | 31 | 13 |
| | | Punt | HOU 33 | 5 | 67 | 04 1:41 | 3 | | T. Dell: 23-yard pass from C. Stroud | 31 | 20 |
| 09/24 | at Baltimore | Punt | BAL 20 | 12 | 80 | 01 8:31 | 6 | | L. Jackson: 8-yard run | 0 | 7 |
| | | Punt | BAL 19 | 10 | 81 | 03 5:16 | 5 | | L. Jackson: 10-yard run | 13 | 14 |
| | | Kickoff | BAL 25 | 8 | 43 | 04 3:49 | 2 | | J. Tucker: 50-yard FG | 16 | 17 |
| 10/01 | L.A. Rams | Kickoff | LAR 25 | 9 | 75 | 01 3:25 | 5 | | K. Williams: 3-yard run | 0 | 7 |
| | | Punt | LAR 6 | 10 | 94 | 01 4:38 | 6 | | K. Williams: 3-yard run | 0 | 14 |
| | | Fumble | LAR 40 | 7 | 38 | 01 4:40 | 2 | | 02: B. Maher: 40-yard FG | 0 | 17 |
| | | Punt | LAR 14 | 10 | 50 | 02 5:29 | 3 | | B. Maher: 54-yard FG | 0 | 20 |
| | | Punt | LAR 30 | 9 | 38 | 03 5:25 | 2 | | B. Maher: 51-yard FG | 0 | 23 |
| | | Kickoff | LAR 25 | 8 | 75 | 01 4:11 | 4 | | P. Nacua: 22-yard pass from M. Stafford | 23 | 29 |
| 10/08 | Tennessee | Punt | TEN 16 | 16 | 75 | 01 8:31 | 4 | | N. Folk: 27-yard FG | 0 | 3 |
| | | Kickoff | TEN 17 | 10 | 48 | 02 4:53 | 3 | | N. Folk: 53-yard FG | 10 | 6 |
| | | Kickoff | TEN 25 | 4 | 75 | 03 2:12 | 3 | | T. Spears: 19-yard run | 10 | 13 |
| | | Kickoff | TEN 25 | 11 | 59 | 03 5:58 | 4 | | N. Folk: 34-yard FG | 17 | 16 |
| 10/15 | at Jacksonville | Kickoff | JAX 25 | 13 | 75 | 01 7:10 | 6 | | 02: T. Etienne Jr.: 2-yard run | 3 | 7 |
| | | Fumble | IND 22 | 1 | 22 | 02 0:09 | 1 | | T. Etienne Jr.: 22-yard run | 3 | 14 |
| | | Interception | JAX 35 | 9 | 65 | 02 2:59 | 4 | | C. Kirk: 29-yard pass from T. Lawrence | 3 | 21 |
| | | Interception | IND 39 | 4 | 9 | 03 1:47 | 0 | | B. McManus: 48-yard FG | 6 | 24 |
| | | Punt | JAX 31 | 9 | 69 | 03 4:42 | 5 | | B. Strange: 10-yard pass from T. Lawrence | 6 | 31 |
| | | Kickoff | IND 37 | 4 | 6 | 04 2:24 | 0 | | B. McManus: 49-yard FG | 20 | 34 |
| | | Downs | IND 19 | 4 | -14 | 04 0:19 | 0 | | B. McManus: 51-yard FG | 20 | 37 |
| | | | | | | | | | | | |
| 10/22 | Cleveland | Kickoff | CLE 23 | 3 | 77 | 01 0:57 | 1 | | J. Ford: 69-yard run | 0 | 7 |
| | | Fumble | IND 36 | 5 | 36 | 01 2:01 | 3 | | 02: K. Hunt: 2-yard run | 14 | 14 |
| | | Blocked FG | IND 26 | 4 | 0 | 02 1:31 | 0 | | D. Hopkins: 44-yard FG | 14 | 17 |
| | | Punt | CLE 30 | 7 | 34 | 02 1:17 | 2 | | D. Hopkins: 54-yard FG | 21 | 27 |
| | | Interception | IND 42 | 4 | 6 | 03 0:53 | 0 | | D. Hopkins: 54-yard FG | 21 | 30 |
| | | Punt | CLE 43 | 6 | 17 | 04 2:29 | 1 | | D. Hopkins: 58-yard FG | 31 | 33 |
| | | Punt | CLE 20 | 12 | 80 | 04 2:20 | 6 | | K. Hunt: 1-yard run | 38 | 39 |
| 10/29 | | -- | -- | -- | -- | -- | -- | -- | -- | -- | -- |
| 11/05 | | -- | -- | -- | -- | -- | -- | -- | -- | -- | -- |
| 11/12 | | -- | -- | -- | -- | -- | -- | -- | -- | -- | -- |
| 11/26 | | -- | -- | -- | -- | -- | -- | -- | -- | -- | -- |
| 12/03 | | -- | -- | -- | -- | -- | -- | -- | -- | -- | -- |
| 12/10 | | -- | -- | -- | -- | -- | -- | -- | -- | -- | -- |
| 12/16 | | -- | -- | -- | -- | -- | -- | -- | -- | -- | -- |
| 12/24 | | -- | -- | -- | -- | -- | -- | -- | -- | -- | -- |
| 12/31 | | -- | -- | -- | -- | -- | -- | -- | -- | -- | -- |
| 01/07 | | -- | -- | -- | -- | -- | -- | -- | -- | -- | -- |
| AVG | | | | 7.9 | 50.7 | 3:44 | | 3.0 | | | |
| TOTALS | | | | 286 | 1,825 | 134:40 | | 109 | | | |



OPPONENT STATS



WON 3, LOST 4

| | | | | |
|-------|---|-------|----------------|--------|
| 08/10 | W | 16-15 | Tennessee | 70/024 |
| 08/16 | W | 20-17 | at Carolina | 72/008 |
| 09/24 | L | 17-18 | at Green Bay | 78/043 |
| 10/01 | L | 9-26 | Tampa Bay | 70/003 |
| 10/08 | W | 34-0 | at New England | 64/628 |
| 10/15 | L | 13-20 | at Houston | 71/810 |
| 10/19 | L | 24-31 | Jacksonville | 70/009 |

2023 TEAM STATISTICS

| | NO | OPP. |
|------------------------|------------|------------|
| FIRST DOWNS | 135 | 117 |
| Rushing | 44 | 35 |
| Passing | 80 | 64 |
| Penalty | 11 | 18 |
| Third Down Made/Att | 37/108 | 29/95 |
| Third Down Efficiency | 34.3% | 30.5% |
| Fourth Down Made/Att | 6/11 | 3/8 |
| Fourth Down Efficiency | 54.5% | 37.5% |

| | | |
|------------------------|--------------|--------------|
| TOTAL NET YARDS | 2,282 | 2,000 |
| Avg. Per Game | 326.0 | 285.7 |
| Total Plays | 494 | 420 |
| Avg. Per Play | 4.6 | 4.8 |

| | | |
|--------------------------|------------|------------|
| NET YARDS RUSHING | 687 | 691 |
| Avg. Per Game | 98.1 | 98.7 |
| Total Rushes | 199 | 175 |
| Avg. Per Rush | 3.5 | 3.9 |

| | | |
|--------------------------|--------------|--------------|
| NET YARDS PASSING | 1,595 | 1,309 |
| Avg. Per Game | 227.9 | 187.0 |
| Sacked/Yards Lost | 20/131 | 13/95 |
| Gross Yards | 1,726 | 1,404 |
| Attempts/Completions | 275/176 | 232/134 |
| Pct. of Completion | 64.0% | 57.8% |
| Had Intercepted | 5 | 8 |

| | | |
|----------------------|----------------|----------------|
| PUNTS/AVERAGE | 35/43.1 | 34/44.2 |
| Net Punting Average | 39.9 | 38.8 |

| | | |
|-------------------------|---------------|---------------|
| PUNT RETURN/AVG. | 9/18.3 | 15/4.9 |
|-------------------------|---------------|---------------|

| | | |
|----------------------------|----------------|---------------|
| KICKOFF RETURN/AVG. | 13/20.4 | 4/21.0 |
|----------------------------|----------------|---------------|

| | | |
|---------------------------------|--------------|--------------|
| INTERCEPTION RETURN/AVG. | 8/5.3 | 5/9.8 |
|---------------------------------|--------------|--------------|

| | | |
|------------------------|---------------|---------------|
| PENALTIES/YARDS | 46/440 | 47/362 |
|------------------------|---------------|---------------|

| | | |
|--------------------------|------------|------------|
| FUMBLES/BALL LOST | 6/4 | 6/4 |
|--------------------------|------------|------------|

| | | |
|-------------------|-----------|-----------|
| TOUCHDOWNS | 12 | 12 |
|-------------------|-----------|-----------|

| | | |
|---------|---|---|
| Rushing | 4 | 3 |
| Passing | 6 | 8 |
| Returns | 2 | 1 |

| | | |
|------------------------------|--------------|------------|
| EXTRA POINTS/ATTEMPTS | 11/11 | 9/9 |
|------------------------------|--------------|------------|

| | | |
|----------------------------------|------------|------------|
| TWO POINT CONVERSION/ATT. | 1/1 | 2/3 |
|----------------------------------|------------|------------|

| | | |
|-----------------------------|--------------|--------------|
| FIELD GOALS/ATTEMPTS | 16/20 | 14/15 |
|-----------------------------|--------------|--------------|

| | | |
|--------------------------------|--------------|--------------|
| AVG. TIME OF POSSESSION | 32:09 | 27:51 |
|--------------------------------|--------------|--------------|

| | | | | | | |
|---------------------------|-----------|-----------|-----------|-----------|------------|------------|
| * SCORE BY PERIODS | Q1 | Q2 | Q3 | Q4 | 3OT | PTS |
|---------------------------|-----------|-----------|-----------|-----------|------------|------------|

| | | | | | | |
|-------------|----|----|----|----|---|-----|
| TEAM | 33 | 36 | 29 | 36 | 0 | 133 |
|-------------|----|----|----|----|---|-----|

| | | | | | | |
|------------------|----|----|----|----|---|-----|
| OPPONENTS | 23 | 37 | 13 | 54 | 0 | 127 |
|------------------|----|----|----|----|---|-----|

| | | | | | | | | | |
|----------------|-----------|-----------|-----------|-----------|--------------|-----------|------------|----------|------------|
| SCORING | TD | RU | PA | RT | K-PAT | FG | 2PT | S | PTS |
|----------------|-----------|-----------|-----------|-----------|--------------|-----------|------------|----------|------------|

| | | | | | | | | | |
|----------|---|---|---|---|-------|-------|---|---|----|
| B. Grube | 0 | 0 | 0 | 0 | 11/11 | 16/20 | 0 | 0 | 59 |
|----------|---|---|---|---|-------|-------|---|---|----|

| | | | | | | | | | |
|------------|---|---|---|---|-----|-----|---|---|----|
| R. Shaheed | 3 | 0 | 2 | 1 | 0/0 | 0/0 | 0 | 0 | 18 |
|------------|---|---|---|---|-----|-----|---|---|----|

| | | | | | | | | | |
|--------------|---|---|---|---|-----|-----|---|---|----|
| T. Jones Jr. | 2 | 2 | 0 | 0 | 0/0 | 0/0 | 0 | 0 | 12 |
|--------------|---|---|---|---|-----|-----|---|---|----|

| | | | | | | | | | |
|-----------|---|---|---|---|-----|-----|---|---|---|
| A. Kamara | 1 | 1 | 0 | 0 | 0/0 | 0/0 | 1 | 0 | 8 |
|-----------|---|---|---|---|-----|-----|---|---|---|

| | | | | | | | | | |
|-----------|---|---|---|---|-----|-----|---|---|---|
| J. Graham | 1 | 0 | 1 | 0 | 0/0 | 0/0 | 0 | 0 | 6 |
|-----------|---|---|---|---|-----|-----|---|---|---|

| | | | | | | | | | |
|---------|---|---|---|---|-----|-----|---|---|---|
| T. Hill | 1 | 1 | 0 | 0 | 0/0 | 0/0 | 0 | 0 | 6 |
|---------|---|---|---|---|-----|-----|---|---|---|

| | | | | | | | | | |
|------------|---|---|---|---|-----|-----|---|---|---|
| T. Mathieu | 1 | 0 | 0 | 1 | 0/0 | 0/0 | 0 | 0 | 6 |
|------------|---|---|---|---|-----|-----|---|---|---|

| | | | | | | | | | |
|-----------|---|---|---|---|-----|-----|---|---|---|
| F. Moreau | 1 | 0 | 1 | 0 | 0/0 | 0/0 | 0 | 0 | 6 |
|-----------|---|---|---|---|-----|-----|---|---|---|

| | | | | | | | | | |
|----------|---|---|---|---|-----|-----|---|---|---|
| C. Olave | 1 | 0 | 1 | 0 | 0/0 | 0/0 | 0 | 0 | 6 |
|----------|---|---|---|---|-----|-----|---|---|---|

| | | | | | | | | | |
|-----------|---|---|---|---|-----|-----|---|---|---|
| M. Thomas | 1 | 0 | 1 | 0 | 0/0 | 0/0 | 0 | 0 | 6 |
|-----------|---|---|---|---|-----|-----|---|---|---|

| | | | | | | | | | |
|-------------|----|---|---|---|-------|-------|---|---|-----|
| TEAM | 12 | 4 | 6 | 2 | 11/11 | 16/20 | 1 | 0 | 133 |
|-------------|----|---|---|---|-------|-------|---|---|-----|

| | | | | | | | | | |
|------------------|----|---|---|---|-----|-------|---|---|-----|
| OPPONENTS | 12 | 3 | 8 | 1 | 9/9 | 14/15 | 2 | 0 | 127 |
|------------------|----|---|---|---|-----|-------|---|---|-----|

| | | | | | | | | | | | | |
|------------------|------------|------------|------------|-------------|----------------|-----------|------------|-------------|-------------|-------------|-------------|---------------|
| * PASSING | ATT | CMP | YDS | CMP% | YDS/ATT | TD | TD% | INT% | LONG | SACK | LOST | RATING |
|------------------|------------|------------|------------|-------------|----------------|-----------|------------|-------------|-------------|-------------|-------------|---------------|

| | | | | | | | | | | | | |
|---------|-----|-----|-------|------|-----|---|-----|---|-----|----|----|------|
| D. Carr | 255 | 163 | 1,800 | 63.9 | 6.3 | 6 | 2.4 | 4 | 1.6 | 51 | 18 | 82.8 |
|---------|-----|-----|-------|------|-----|---|-----|---|-----|----|----|------|

| | | | | | | | | | | | | |
|------------|----|----|-----|------|-----|---|-----|---|-----|----|---|------|
| J. Winston | 17 | 10 | 101 | 58.8 | 5.9 | 0 | 0.0 | 1 | 5.9 | 28 | 1 | 51.3 |
|------------|----|----|-----|------|-----|---|-----|---|-----|----|---|------|

| | | | | | | | | | | | | |
|---------|---|---|----|-------|-----|---|-----|---|-----|----|---|-------|
| T. Hill | 3 | 3 | 25 | 100.0 | 8.3 | 0 | 0.0 | 0 | 0.0 | 13 | 1 | 101.4 |
|---------|---|---|----|-------|-----|---|-----|---|-----|----|---|-------|

| | | | | | | | | | | | | |
|-------------|-----|-----|-------|------|-----|---|-----|---|-----|----|----|------|
| TEAM | 275 | 176 | 1,726 | 64.0 | 6.3 | 6 | 2.2 | 5 | 1.8 | 51 | 20 | 81.3 |
|-------------|-----|-----|-------|------|-----|---|-----|---|-----|----|----|------|

| | | | | | | | | | | | | |
|------------------|-----|-----|-------|------|-----|---|-----|---|-----|----|----|------|
| OPPONENTS | 232 | 134 | 1,404 | 57.8 | 6.1 | 8 | 3.4 | 8 | 3.4 | 46 | 13 | 72.6 |
|------------------|-----|-----|-------|------|-----|---|-----|---|-----|----|----|------|

* RUSHING

| | NO. | YDS | AVG | LONG | TD |
|------------------|-----|-----|-----|------|----|
| A. Kamara | 69 | 261 | 3.8 | 17 | 1 |
| T. Hill | 29 | 140 | 4.8 | 19 | 1 |
| J. Williams | 32 | 88 | 2.8 | 11 | 0 |
| K. Miller | 24 | 73 | 3.0 | 10 | 0 |
| T. Jones Jr. | 21 | 70 | 3.3 | 19 | 2 |
| R. Shaheed | 6 | 5-5 | 0.8 | 12 | 0 |
| D. Carr | 14 | 21 | 1.5 | 10 | 0 |
| A. Prentice | 1 | 5 | 5.0 | 5 | 0 |
| J. Winston | 3 | 4 | 1.3 | 1 | 0 |
| TEAM | 199 | 687 | 3.5 | 19 | 4 |
| OPPONENTS | 175 | 691 | 3.9 | 26 | 3 |

* RECEIVING

| | TAR | NO. | YDS | AVG | LONG | TD |
|------------------|-----|-----|-------|------|------|----|
| C. Olave | 68 | 39 | 471 | 12.1 | 45 | 1 |
| M. Thomas | 54 | 34 | 371 | 10.9 | 26 | 1 |
| A. Kamara | 39 | 35 | 177 | 5.1 | 21 | 0 |
| R. Shaheed | 35 | 20 | 326 | 16.3 | 51 | 2 |
| T. Hill | 19 | 15 | 115 | 7.7 | 19 | 0 |
| J. Johnson | 12 | 7 | 61 | 8.7 | 27 | 0 |
| F. Moreau | 11 | 10 | 82 | 8.2 | 18 | 0 |
| K. Miller | 8 | 7 | 71 | 10.1 | 33 | 0 |
| T. Jones Jr. | 6 | 4 | 21 | 5.3 | 10 | 0 |
| K. Kirkwood | 4 | 1 | 1 | 1.0 | 1 | 0 |
| J. Graham | 2 | 1 | 8 | 8.0 | 8 | 1 |
| J. Williams | 2 | 2 | 7 | 3.5 | 5 | 0 |
| A. Prentice | 2 | 1 | 5 | 5.0 | 5 | 0 |
| L. Bowden Jr. | 1 | 0 | 0 | 0.0 | 0 | 0 |
| TEAM | 263 | 176 | 1,726 | 9.8 | 51 | 6 |
| OPPONENTS | 222 | 134 | 1,404 | 10.5 | 46 | 8 |

* INTERCEPTIONS

| | NO. | YDS | AVG | LONG | TD |
|------------------|-----|-----|------|------|----|
| M. Lattimore | 2 | 0 | 0.0 | 0 | 0 |
| T. Mathieu | 1 | 27 | 27.0 | 27 | 0 |
| Z. Baun | 1 | 10 | 10.0 | 10 | 0 |
| M. Maye | 1 | 5 | 5.0 | 5 | 0 |
| P. Werner | 1 | 0 | 0.0 | 0 | 0 |
| L. Johnson Jr. | 1 | 0 | 0.0 | 0 | 0 |
| P. Adebo | 1 | 0 | 0.0 | 0 | 0 |
| I. Yadom | 1 | 0 | 0.0 | 0 | 0 |
| TEAM | 9 | 42 | 4.7 | 27 | 1 |
| OPPONENTS | 5 | 49 | 9.8 | 24 | 1 |

* FUMBLES

| | FUM | LST | FF | REC | TD |
|------------------|-----|-----|----|-----|----|
| A. Prentice | 1 | 1 | 0 | 0 | 0 |
| D. Carr | 2 | 1 | 0 | 0 | 0 |
| Z. Baun | 1 | 1 | 0 | 0 | 0 |
| R. Shaheed | 1 | 1 | 0 | 0 | 0 |
| J. Williams | 1 | 0 | 0 | 1 | 0 |
| C. Erving | 0 | 0 | 0 | 1 | 0 |
| TEAM | 6 | 4 | 0 | 2 | 0 |
| OPPONENTS | 6 | 4 | 0 | 0 | 0 |

* PUNTING

| | NO. | YDS | AVG | NET | TB | IN | LG | B |
|------------------|-----|-------|------|------|----|----|----|---|
| L. Hedley | 35 | 1,508 | 43.1 | 39.9 | 2 | 13 | 62 | 0 |
| TEAM | 35 | 1,508 | 43.1 | 39.9 | 2 | 13 | 62 | 0 |
| OPPONENTS | 34 | 1,503 | 44.2 | 38.8 | 1 | 19 | 63 | 0 |

* PUNT RETURNS

| | RET | FC | YDS | AVG | LONG | TD |
|------------------|-----|----|-----|------|------|----|
| R. Shaheed | 9 | 15 | 165 | 18.3 | 76 | 1 |
| TEAM | 9 | 15 | 165 | 18.3 | 76 | 1 |
| OPPONENTS | 15 | 9 | 73 | 4.9 | 14 | 0 |

* KICKOFF RETURNS

| | NO. | YDS | AVG | LONG | TD |
|------------------|-----|-----|------|------|----|
| R. Shaheed | 13 | 265 | 20.4 | 27 | 0 |
| TEAM | 13 | 265 | 20.4 | 27 | 0 |
| OPPONENTS | 4 | 84 | 21.0 | 24 | 0 |

* FIELD GOALS

| | 1-19 | 20-29 | 30-39 | 40-49 | 50+ |
|------------------|------|-------|-------|-------|-----|
| B. Grube | 0/0 | 5/6 | 4/4 | 4/5 | 3/5 |
| TEAM | 0/0 | 5/6 | 4/4 | 4/5 | 3/5 |
| OPPONENTS | 0/0 | 5/5 | 3/3 | 2/3 | 4/4 |

B. Grube: (26G, 33G, 52G) (28G, 23G) (25G, 46WR) (37G, 32G, 44G) (54G, 53G) (52WR, 48G, 45G, 29WL) (51WR, 23G, 30G, 42G)

OPP: (50G, 27G, 31G, 45G, 29G) (52G, 54G, 36G) (38G) (51G, 28G) (48WL) (24G, 22G) (43G)

2-Pt Conv: A. Kamara 1, TM 1, OPP 3

0.5 TM 13.0, OPP 2.0 FUM/LOST: D. Carr 2/1, A. Prentice 1/1, Z. Baun 1/1, R. Shaheed 1/1, J. Williams 1/0, TM 6/4, OPP 6/4



THE LAST TIME



BY COLTS

BY OPPONENT

PASSING

| | | |
|---|--------------------------------|---|
| 55 att., Gardner Minshew II @ Jacksonville, 10/15/23 | 40+ PASS ATTEMPTS | 40 att., Matthew Stafford vs. L.A. Rams, 10/01/23 |
| 55 att., Gardner Minshew II @ Jacksonville, 10/15/23 | 50+ PASS ATTEMPTS | 54 att., Kirk Cousins @ Minnesota, 12/17/22 |
| 305 yards, Gardner Minshew II vs. Cleveland, 10/22/23 | 300 YARDS PASSING | 319 yards, Matthew Stafford vs. L.A. Rams, 10/01/23 |
| 402 yards, Carson Wentz @ Baltimore, 10/11/21 | 400 YARDS PASSING | 460 yards, Kirk Cousins @ Minnesota, 12/17/22 |
| * Never Has Happened * | 500 YARDS PASSING | 522 yards, Ben Roethlisberger @ Pittsburgh, 10/26/14 |
| 3 tds, Matt Ryan: (4, 10, 32) vs. Jacksonville, 10/16/22 | THREE TOUCHDOWN PASSES | 3 tds, Davis Mills: (11, 19, 28) vs. Houston, 01/08/23 |
| 4 tds, Jacoby Brissett: (11, 2, 4, 3) vs. Houston, 10/20/19 | FOUR TOUCHDOWN PASSES | 4 tds, Kirk Cousins: (2, 8, 1, 64) @ Minnesota, 12/17/22 |
| 5 tds, Andrew Luck: (30, 3, 48, 73, 79) vs. Washington, 11/30/14 | FIVE TOUCHDOWN PASSES | 5 tds, Drew Brees: (14, 4, 6, 4, 2) @ New Orleans, 10/23/11 |
| 6 tds, Peyton Manning: (4, 12, 25, 13, 10, 5) @ Detroit, 11/25/04 | SIX TOUCHDOWN PASSES | 6 tds, Ben Roethlisberger: (18, 5, 8, 47, 2, 11) @ Pittsburgh, 10/26/14 |
| * Never Has Happened * | FOUR OR MORE INTERCEPTION GAME | * Never Has Happened * |
| 3 ints, Gardner Minshew II @ Jacksonville, 10/15/23 | THREE INTERCEPTIONS THROWN | 3 ints, Sam Darnold vs. N.Y. Jets, 09/27/20 |
| 4 ints, Peyton Manning vs. Dallas, 12/05/10 | FOUR INTERCEPTIONS THROWN | 4 ints, Tom Brady @ New England, 11/05/06 |
| * Never Has Happened * | FIVE INTERCEPTIONS THROWN | 5 ints, Terry Bradshaw vs. Pittsburgh, 10/30/77 |
| 6 ints, Peyton Manning @ San Diego, 11/11/07 | SIX INTERCEPTIONS THROWN | * Never Has Happened * |

RUSHING

| | | |
|--|-----------------------------------|--|
| 30 att., Zack Moss @ Baltimore, 09/24/23 | 30+ RUSHING ATTEMPTS | 30 att., Derrick Henry @ Tennessee, 10/23/22 |
| 165 yards, Zack Moss vs. Tennessee, 10/08/23 | 100 YARDS RUSHING | 103 yards, Kyren Williams vs. L.A. Rams, 10/01/23 |
| 165 yards, Zack Moss vs. Tennessee, 10/08/23 | 150 YARDS RUSHING | 178 yards, Derrick Henry vs. Tennessee, 11/29/20 |
| 253 yards, Jonathan Taylor vs. Jacksonville, 01/03/21 | 200 YARDS RUSHING | 201 yards, Jonas Gray vs. New England, 11/16/14 |
| 207 yards, Indianapolis 25, Las Vegas 20 @ Las Vegas, 11/13/22 | 200 YARDS RUSHING (TEAM) | 217 yards, N.Y. Giants 38, Indianapolis 10 @ N.Y. Giants, 01/01/23 |
| * Never Has Happened * | 300 YARDS RUSHING (TEAM) | 352 yards, Indianapolis 20, Kansas City 13 @ Kansas City, 12/23/12 |
| Marlon Mack: (2)/Jacoby Brissett: (1)/Jordan Wilkins: (1) vs. Carolina, 12/22/19 | THREE PLAYERS WITH ONE TD RUSHING | Joe Mixon: (7)/Giovani Bernard: (2)/Joe Burrow: (2) vs. Cincinnati, 10/18/20 |
| 116 yards/109 yards, Jonathan Williams/Marlon Mack vs. Jacksonville, 11/17/19 | TWO 100-YARD RUSHERS | 102 yards/102 yards, Russell Wilson/Marshawn Lynch vs. Seattle, 10/06/13 |
| 2 tds, Gardner Minshew II: (17, 4) vs. Cleveland, 10/22/23 | TWO TOUCHDOWNS RUSHING | 2 tds, Kareem Hunt: (2, 1) vs. Cleveland, 10/22/23 |
| 3 tds, Edgerrin James: (1, 8, 1) vs. St. Louis, 10/17/05 | THREE TOUCHDOWNS RUSHING | 3 tds, Leonard Fournette: (1, 4, 28) vs. Tampa Bay, 11/28/21 |
| 4 tds, Jonathan Taylor: (3, 2, 10, 1) @ Buffalo, 11/21/21 | FOUR TOUCHDOWNS RUSHING | 4 tds, Jonas Gray: (4, 2, 2, 1) vs. New England, 11/16/14 |
| * Never Has Happened * | FIVE TOUCHDOWNS RUSHING | 5 tds, Jim Brown vs. Cleveland, 11/01/59 |

RECEIVING

| | | |
|---|---------------------|--|
| 125 yards, Josh Downs vs. Cleveland, 10/22/23 | 100 YARDS RECEIVING | 140 yards, DeAndre Hopkins vs. Tennessee, 10/08/23 |
| 199 yards, T.Y. Hilton @ Houston, 12/09/18 | 150 YARDS RECEIVING | 163 yards, Puka Nacua vs. L.A. Rams, 10/01/23 |
| 223 yards, T.Y. Hilton @ Houston, 10/09/14 | 200 YARDS RECEIVING | 229 yards, Andre Johnson @ Houston, 11/03/13 |



THE LAST TIME



| | | |
|---|----------------------------|---|
| 134 yards/127 yards, Donte Moncrief/Coby Fleener vs. Washington, 11/30/14 | TWO 100-YARD RECEIVERS | 157 yards/123 yards, K.J. Osborn/Justin Jefferson @ Minnesota, 12/17/22 |
| 10 , Michael Pittman Jr. @ Minnesota, 12/17/22 | 10 OR MORE RECEPTIONS | 11 , Keenan Allen vs. L.A. Chargers, 12/26/22 |
| 2 tds, Mo Alie-Cox: (14, 7) vs. Tennessee, 10/02/22 | TWO TOUCHDOWN RECEPTIONS | 2 tds, Jordan Akins: (19, 28) vs. Houston, 01/08/23 |
| 3 tds, Dwayne Allen: (7, 21, 23) @ N.Y. Jets, 12/05/16 | THREE TOUCHDOWN RECEPTIONS | 3 tds, Antonio Brown: (25, 33, 22) vs. Pittsburgh, 11/24/16 |
| * Never Has Happened * | FOUR TOUCHDOWN RECEPTIONS | * Never Has Happened * |
| * Never Has Happened * | FIVE TOUCHDOWN RECEPTIONS | * Never Has Happened * |

| | | |
|--|------------------------------------|--|
| Coby Fleener: (30, 73)/Donte Moncrief: (48, 79) vs. Washington, 11/30/14 | TWO PLAYERS WITH TWO TD RECEPTIONS | Mark Andrews: (5, 4)/Marquise Brown: (43, 5) @ Baltimore, 10/11/21 |
|--|------------------------------------|--|

COMBINED YARDS

| | | |
|--|---|---|
| 161 yards/121 yards, Jonathan Taylor/Michael Pittman Jr. @ Houston, 09/11/22 | 100-YARD RUSHER AND 100-YARD RECEIVER | 103 yards/163 yards, Kyren Williams/Puka Nacua vs. L.A. Rams, 10/01/23 |
| 104 yards/128/124 yards, Edgerrin James/Marvin Harrison/Reggie Wayne @ New England, 11/07/05 | 100-YARD RUSHER/TWO 100-YARD RECEIVERS | 134 yards/118/114 yards, DeAngelo Williams/Antonio Brown/Martavis Bryant @ Pittsburgh, 12/06/15 |
| 161 yards/352 yards, Jonathan Taylor/Matt Ryan @ Houston, 09/11/22 | 100-YARD RUSHER AND 300-YARD PASSER | 103 yards/319 yards, Kyren Williams/Matthew Stafford vs. L.A. Rams, 10/01/23 |
| 125 yards/305 yards, Josh Downs/Gardner Minshew II vs. Cleveland, 10/22/23 | 100-YARD RECEIVER AND 300-YARD PASSER | 163 yards/319 yards, Puka Nacua/Matthew Stafford vs. L.A. Rams, 10/01/23 |
| 161 yards/352 yards/121 yards, Jonathan Taylor/Matt Ryan Michael Pittman Jr. @ Houston, 09/11/22 | 100-YARD RUSHER, 300-YARD PASSER, 100-YARD RECEIVER | 103 yards/319 yards/163 yards, Kyren Williams/Matthew Stafford Puka Nacua vs. L.A. Rams, 10/01/23 |
| 134/127 yards/370 yards, Donte Moncrief/Coby Fleener/Andrew Luck vs. Washington, 11/30/14 | TWO 100-YARD RECEIVERS/300-YARD PASSER | 157/123 yards/460 yards, K.J. Osborn/Justin Jefferson/Kirk Cousins @ Minnesota, 12/17/22 |

TEAM/MISCELLANEOUS

| | | |
|--|---------------------------------|---|
| Indianapolis 24, Houston 0 @ Houston, 10/09/14 | 20 FIRST-QUARTER POINTS | New Orleans 21, Indianapolis 0 @ New Orleans, 10/23/11 |
| Indianapolis 21, Tampa Bay 14 vs. Tampa Bay, 11/28/21 | 20 SECOND-QUARTER POINTS | Cleveland 20, Indianapolis 7 vs. Cleveland, 10/22/23 |
| Indianapolis 21, Washington 14 vs. Washington, 11/30/14 | 20 THIRD-QUARTER POINTS | Seattle 22, Indianapolis 3 @ Seattle, 10/01/17 |
| Indianapolis 21, Detroit 7 @ Detroit, 11/01/20 | 20 FOURTH-QUARTER POINTS | Minnesota 22, Indianapolis 0 @ Minnesota, 12/17/22 |
| (14, 7, 7, 10 Points), Cleveland 39, Indianapolis 38 vs. Cleveland, 10/22/23 | SCORE TOUCHDOWN IN EACH QUARTER | (10, 7, 7, 8 Points), Houston 32, Indianapolis 31 vs. Houston, 01/08/23 |
| 33 (first half), Minnesota 39, Indianapolis 36 @ Minnesota, 12/17/22 | 30 ONE-HALF POINTS | 36 (second half), Minnesota 39, Indianapolis 36 @ Minnesota, 12/17/22 |
| Indianapolis 41, Buffalo 15 @ Buffalo, 11/21/21 | 40 POINTS | Tennessee 45, Indianapolis 26 vs. Tennessee, 11/29/20 |
| Indianapolis 51, Tennessee 24 vs. Tennessee, 12/05/04 | 50 POINTS | Dallas 54, Indianapolis 19 @ Dallas, 12/04/22 |
| 456 yards, Indianapolis 456, Cleveland 316 vs. Cleveland, 10/22/23 | 400 TOTAL YARDS OF OFFENSE | 467 yards, L.A. Rams 467, Indianapolis 329 vs. L.A. Rams, 10/01/23 |
| 517 yards, Indianapolis 517, Houston 299 @ Houston, 09/11/22 | 500 TOTAL YARDS OF OFFENSE | 518 yards, Minnesota 518, Indianapolis 341 @ Minnesota, 12/17/22 |

ST: (5:57) (Shotgun) K.Cousins pass short middle intended for J.Reagor INTERCEPTED by J.Blackmon at MIN 17.
J.Blackmon for 17 yards, TOUCHDOWN.DEF: (3:55) M.Ryan pass short right to D.Jackson for 1 yard, TOUCHDOWN.OFF: (8:20) R.Wright punt is BLOCKED by I.Odenigbo, Center-A.DePaola, RECOVERED by IND-J.Domann at MIN 24.
J.Domann for 24 yards, TOUCHDOWN. @ Minnesota, 12/17/22

TOUCHDOWN ON OFFENSE, DEFENSE AND

SPECIAL TEAMS

ST: (13:45) (Shotgun) B.Bortles pass deep right to A.Hurns for 80 yards, TOUCHDOWN.ST: (6:03) (Shotgun) D.Robinson up the middle for 1 yard, TOUCHDOWN.ST: (4:55) (Shotgun) B.Bortles pass short middle to A.Robinson for 4 yards, TOUCHDOWN.ST: (2:00) B.Bortles up the middle for 1 yard, TOUCHDOWN.ST: (12:56) (Shotgun) B.Bortles pass short left to J.Thomas for 3 yards, TOUCHDOWN.DEF: (1:11) (Shotgun) M.Hasselbeck sacked at JAX 42 for -8 yards (A.Branch).
FUMBLES (A.Branch), RECOVERED by JAX-A.Branch at IND 49. A.Branch for 49 yards, TOUCHDOWN.OFF: (12:06) P.McAfee punts 50 yards to JAX 27, Center-M.Overtton. R.Greene for 73 yards, TOUCHDOWN. @ Jacksonville, 12/13/15



THE LAST TIME



Anthony Richardson/Anthony Richardson: TWO-POINT CONVERSION ATTEMPT. 5-A.Richardson pass to 11-M.Pittman is complete. ATTEMPT SUCCEEDS.TWO-POINT CONVERSION ATTEMPT. 5-A.Richardson pass to 21-Z.Moss is complete. ATTEMPT SUCCEEDS. vs. L.A. Rams, 10/01/23

MADE TWO-POINT CONVERSION

David Mills: TWO-POINT CONVERSION ATTEMPT. 10-D.Mills pass to 88-J.Akins is complete. ATTEMPT SUCCEEDS. vs. Houston, 01/08/23

Matt Ryan: TWO-POINT CONVERSION ATTEMPT. 2-M.Ryan pass to 1-P.Campbell is incomplete. ATTEMPT FAILS. Injury Update: 3-A.Brown has an ankle injury and will not return to the game. @ Dallas, 12/04/22

FAILED TWO-POINT CONVERSION

Pierre Strong Jr.: TWO-POINT CONVERSION ATTEMPT. 20-P.Strong rushes up the middle. ATTEMPT FAILS. IND-93-E.Johnson was injured during the play. vs. Cleveland, 10/22/23

Indianapolis 22, Baltimore 19 @ Baltimore, 09/24/23

OVERTIME WIN

L.A. Rams 29, Indianapolis 23 vs. L.A. Rams, 10/01/23

L.A. Rams 29, Indianapolis 23 vs. L.A. Rams, 10/01/23

OVERTIME LOSS

Indianapolis 22, Baltimore 19 @ Baltimore, 09/24/23

Houston 20, Indianapolis 20 @ Houston, 09/11/22

TIE GAME

Houston 20, Indianapolis 20 @ Houston, 09/11/22

Indianapolis 23, Dallas 0 vs. Dallas, 12/16/18

SHUTOUT AT HOME

Jacksonville 27, Indianapolis 0 vs. Jacksonville, 10/22/17

Baltimore Colts 20, Green Bay Packers 20 (OT) @ New England, 12/06/92

SHUTOUT ON THE ROAD

Jacksonville 24, Indianapolis 0 @ Jacksonville, 09/18/22

Indianapolis 34, Green Bay 31 vs. Green Bay, 11/22/20

OVERTIME WIN AT HOME

L.A. Rams 29, Indianapolis 23 vs. L.A. Rams, 10/01/23

Indianapolis 22, Baltimore 19 @ Baltimore, 09/24/23

OVERTIME WIN ON THE ROAD

Minnesota 39, Indianapolis 36 @ Minnesota, 12/17/22

@ Houston, 09/17/23

NO SACKS/NO INTERCEPTIONS ALLOWED

@ N.Y. Giants, 01/01/23

41:35 TOP, Indianapolis 31, Houston 0 @ Houston, 12/05/21

OVER 40:00 TIME OF POSSESSION (NON-OT)

40:12 TOP, Philadelphia 20, Indianapolis 16 @ Philadelphia, 09/23/18

0 to, Indianapolis 23, Tennessee 16 vs. Tennessee, 10/08/23

NO TURNOVERS

0 to, Pittsburgh 24, Indianapolis 17 vs. Pittsburgh, 11/28/22

DEFENSE

2 ints, Xavier Rhodes vs. N.Y. Jets, 09/27/20

TWO INTERCEPTIONS

2 ints, DaRon Bland @ Dallas, 12/04/22

3 tds, Mike Prior vs. Phoenix, 12/20/92

THREE INTERCEPTIONS

3 ints, Antonio Cromartie @ San Diego, 11/11/07

* Never Has Happened *

FOUR INTERCEPTIONS

* Never Has Happened *

3.0 sk, DeForest Buckner vs. Houston, 12/20/20

THREE SACK GAME

3.0 sk, Kyle Hamilton @ Baltimore, 09/24/23

4.0 sacks, Chip Banks vs. Cleveland, 09/06/92

FOUR SACK GAME

4.0 sacks, Bruce Smith vs. Buffalo, 12/09/90

* Never Has Happened *

FIVE SACK GAME

* Never Has Happened *

1 yards, Dallas 42, Indianapolis 7 @ Dallas, 12/21/14

LESS THAN 25 RUSHING YARDS

22 yards, Pittsburgh 28, Indianapolis 24 @ Pittsburgh, 12/27/20

44 yards, Jacksonville 37, Indianapolis 20 @ Jacksonville, 10/15/23

LESS THAN 50 RUSHING YARDS

35 yards, Indianapolis 27, Miami 17 @ Miami, 10/03/21

85 yards, Jacksonville 37, Indianapolis 20 @ Jacksonville, 10/15/23

LESS THAN 100 RUSHING YARDS

44 yards, Jacksonville 37, Indianapolis 20 @ Jacksonville, 10/15/23

43 yards, New England 26, Indianapolis 3 @ New England, 11/06/22

LESS THAN 50 NET PASSING YARDS

42 yards, Indianapolis 23, Tennessee 0 vs. Tennessee, 12/28/08

43 yards, New England 26, Indianapolis 3 @ New England, 11/06/22

LESS THAN 100 NET PASSING YARDS

57 yards, Indianapolis 31, Houston 0 @ Houston, 12/05/21

141 yards, Indianapolis 31, Houston 0 @ Houston, 12/05/21

LESS THAN 150 YARDS NET OFFENSE

121 yards, New England 26, Indianapolis 3 @ New England, 11/06/22

141 yards, Indianapolis 31, Houston 0 @ Houston, 12/05/21

LESS THAN 200 YARDS NET OFFENSE

173 yards, L.A. Chargers 20, Indianapolis 3 vs. L.A. Chargers, 12/26/22

4 to, Cleveland 39, Indianapolis 38 vs. Cleveland, 10/22/23

FORCED FOUR TURNOVERS

4 to, Indianapolis 41, Buffalo 15 @ Buffalo, 11/21/21

5 to, Dallas 54, Indianapolis 19 @ Dallas, 12/04/22

FORCED FIVE+ TURNOVERS

5 to, Indianapolis 37, Buffalo 5 vs. Buffalo, 10/21/18

27 yards, Rodney McLeod Jr.: (1:00)(Shotgun) 10-D.Mills pass short middle intended for 88-J.Akins INTERCEPTED by 26-R.McLeod at HST 27. 26-R.McLeod for 27 yards, TOUCHDOWN. vs. Houston, 01/08/23

INTERCEPTED PASS RETURNED FOR A

TOUCHDOWN

39 yards, Jonathan Greenard: (10:41)(Shotgun) 4-S.Eninger pass short middle intended for 35-D.Jackson INTERCEPTED by 52-J.Greenard [82-R.Green] at IND 39. 52-J.Greenard for 39 yards, TOUCHDOWN. vs. Houston, 01/08/23



THE LAST TIME



26 yards, DeForest Buckner: (2:41) (Shotgun) 16-T.Lawrence sacked at JAX 28 for -8 yards (99-D.Buckner). FUMBLES (99-D.Buckner) (99-D.Buckner), recovered by JAX-4-T.Bigsby at JAX 35. 4-T.Bigsby to JAX 35 for no gain (44-Z.Franklin). FUMBLES (44-Z.Franklin), RECOVERED by IND-99-D.Buckner at JAX 26. 99-D.Buckner for 26 yards, TOUCHDOWN. The Replay Official reviewed the score ruling, and the play was Upheld. The ruling on the field stands. vs. Jacksonville, 09/10/23

FUMBLE RETURNED FOR A TOUCHDOWN

38 yards, Malik Hooker: (13:46) 2-M.Ryan pass short right to 81-M.Alie-Cox to IND 33 for 6 yards (33-D.Clark). FUMBLES (33-D.Clark), RECOVERED by DAL-29-M.Hooker at IND 38. 29-M.Hooker for 38 yards, TOUCHDOWN. @ Dallas, 12/04/22

(4:25) (Shotgun) 1-K.Murray to ARZ 6 for -5 yards. FUMBLES, and recovers at ARZ -5. 1-K.Murray pass incomplete short right. PENALTY on ARZ-1-K.Murray, Intentional Grounding, 11 yards, enforced in End Zone, SAFETY. @ Arizona, 12/25/21

SAFETY SCORED

(2:05) (Shotgun) 10-G.Minshew sacked ob in End Zone for -1 yards, SAFETY. @ Baltimore, 09/24/23

Indianapolis 31, Houston 0 @ Houston, 12/05/21

SHUTOUT

Jacksonville 24, Indianapolis 0 @ Jacksonville, 09/18/22

SPECIAL TEAMS

4 fg, Chase McLaughlin: (52, 51, 31, 48) @ Denver, 10/06/22

FOUR FIELD GOALS

4 fg, Dustin Hopkins: (44, 54, 54, 58) vs. Cleveland, 10/22/23

5 fg, Matt Gay: (31, 54, 53, 53) @ Baltimore, 09/24/23

FIVE FIELD GOALS

7 fg, Jason Myers: (30, 48, 32, 37, 45, 37, 45) @ N.Y. Jets, 10/14/18

* Never Has Happened *

SIX FIELD GOALS

7 fg, Jason Myers: (30, 48, 32, 37, 45, 37, 45) @ N.Y. Jets, 10/14/18

56 yards, Matt Gay: (1:11) 7-M.Gay 56 yard field goal is GOOD, Center-46-L.Rhodes, Holder-8-R.Sanchez. @ Jacksonville, 10/15/23

50-59 YARD FIELD GOAL

58 yards, Dustin Hopkins: (6:38) 7-D.Hopkins 58 yard field goal is GOOD, Center-47-C.Hughlett, Holder-13-C.Bojorquez. vs. Cleveland, 10/22/23

* Never Has Happened *

60+ YARD FIELD GOAL

60 yards, Rob Bironas: (1:12) (Field Goal formation) 2-R.Bironas 60 yard field goal is GOOD, Center-58-K.Amato, Holder-15-C.Henrich. @ Tennessee, 12/03/06

Brett Maher (Glover Stewart blocked): 19-8.Maher extra point is Blocked (90-G.Stewart), Center-45-M.Overton, Holder-5-B.Anger. DEFENSIVE TWO-POINT ATTEMPT. 58-B.Okereke recovered the blocked kick. ATTEMPT FAILS. @ Dallas, 12/04/22

POINT AFTER TOUCHDOWN ATTEMPT BLOCKED

Adam Vinatieri (Cameron Heyward blocked): 4-A.Vinatieri extra point is Blocked (97-C.Heyward), Center-46-L.Rhodes, Holder-8-R.Sanchez. @ Pittsburgh, 11/03/19

Rodrigo Blankenship: 3-R.Blankenship extra point is No Good, Wide Left, Center-46-L.Rhodes, Holder-8-R.Sanchez. @ Baltimore, 10/11/21

MISSED POINT AFTER TOUCHDOWN ATTEMPT

Matt Ammendola: 19-M.Ammendola extra point is No Good, Wide Left, Center-41-J.Winchester, Holder-5-T.Townsend. vs. Kansas City, 09/25/22

60 yards, Matt Gay: (10:16) 7-M.Gay 60 yard field goal is BLOCKED (95-M.Garrett), Center-46-L.Rhodes, Holder-8-R.Sanchez, RECOVERED by CLV-21-D.Ward at IND 45. 21-D.Ward to IND 26 for 19 yards (85-A.Ogletree). vs. Cleveland, 10/22/23

BLOCKED FIELD GOAL

34 yards, Brandon McManus: (4:35) 8-B.McManus 34 yard field goal is BLOCKED (90-G.Stewart), Center-46-J.Bobenmoyer, Holder-17-C.Waitman. @ Denver, 10/06/22

Lawrence Guy: (13:20) 4-S.Hauschka 48 yard field goal is BLOCKED (67-L.Guy), Center-49-C.Gresham, Holder-9-J.Ryan, RECOVERED by IND-26-D.Howell at IND 39. 26-D.Howell for 61 yards, TOUCHDOWN. vs. Seattle, 10/06/13

BLOCKED FIELD GOAL RETURNED FOR A

TOUCHDOWN

Dane Cruikshank: (5:12) 4-A.Vinatieri 46 yard field goal is BLOCKED (29-D.Cruikshank), Center-46-L.Rhodes, Holder-8-R.Sanchez, RECOVERED by TEN-23-T.Smith at TEN 37. 23-T.Smith for 63 yards, TOUCHDOWN. vs. Tennessee, 12/01/19

60 yds, Matt Haack vs. Houston, 01/08/23

60-69 YARD PUNT

69 yds, Corey Bojorquez vs. Cleveland, 10/22/23

70 yds, Matt Haack @ Houston, 09/11/22

70+ YARD PUNT

78 yds, Brad Nortman @ Jacksonville, 10/02/16

10 punts, Pat McAfee vs. New Orleans, 10/25/15

PUNTED 10+ TIMES

10 punts, Thomas Morstead vs. New Orleans, 10/25/15

Matt Haack: (7:05) 6-M.Haack punt is BLOCKED by 31-Jo.Jones, Center-46-L.Rhodes, RECOVERED by NE-41-B.Schooler at IND 8. 41-B.Schooler to IND 2 for 6 yards (6-M.Haack). @ New England, 11/06/22

BLOCKED PUNT

Ryan Wright: (8:20) 14-R.Wright punt is BLOCKED by 59-I.Odenigbo, Center-42-A.DePaola, RECOVERED by IND-57-J.Domann at MIN 24. 57-J.Domann for 24 yards, TOUCHDOWN. @ Minnesota, 12/17/22

Ifeadi Odenigbo: (8:20) 14-R.Wright punt is BLOCKED by 59-I.Odenigbo, Center-42-A.DePaola, RECOVERED by IND-57-J.Domann at MIN 24. 57-J.Domann for 24 yards, TOUCHDOWN. @ Minnesota, 12/17/22

BLOCKED PUNT RETURNED FOR A TOUCHDOWN

Bryan Braman: (1:54) 1-P.McAfee punt is BLOCKED by 50-B.Braman, Center-45-M.Overton, RECOVERED by HST-50-B.Braman at IND 8. 50-B.Braman for 8 yards, TOUCHDOWN. The Replay Assistant challenged the runner was down by contact ruling, and the play was Upheld. @ Houston, 12/16/12

Jacksonville 27, Indianapolis 20 @ Jacksonville, 09/13/20

NO PUNTS

Indianapolis 28, Jacksonville 25 vs. Jacksonville, 12/02/07

51 yards, Chester Rogers vs. Tennessee, 11/18/18

50-69 YARD PUNT RETURN

68t yards, Julian Edelman @ New England, 11/18/12



THE LAST TIME



| | | |
|--|---------------------------------------|---|
| 84t yards, Nyheim Hines vs. Carolina, 12/22/19 | 70-89 YARD PUNT RETURN | 73t yards, Rashad Greene Sr. @ Jacksonville, 12/13/15 |
| 90t yards, T.J. Rushing @ Oakland, 12/16/07 | 90+ YARD PUNT RETURN | 98t yards, Tavon Austin vs. St. Louis, 11/10/13 |
| 60 yards, Quan Bray @ Tennessee, 10/16/17 | 50-69 YARD KICKOFF RETURN | 53 yards, Jamal Agnew @ Jacksonville, 10/15/23 |
| 89 yards, Dallis Flowers vs. Pittsburgh, 11/28/22 | 70-89 YARD KICKOFF RETURN | 76 yards, Kealoha Pilares vs. Carolina, 11/27/11 |
| 101t yards, Isaiah Rodgers Sr. @ Cleveland, 10/11/20 | 90+ YARD KICKOFF RETURN | 99t yards, Jacoby Ford @ Oakland, 12/26/10 |
| 101 yards, Isaiah Rodgers Sr.: 2-C.Parkey kicks 66 yards from CLV 35 to IND -1. 34-L.Rodgers for 101 yards, TOUCHDOWN @ Cleveland, 10/11/20 | KICKOFF RETURNED FOR A TOUCHDOWN | 42 yards, A.J. Brown: 8-R.Sanchez kicks inside 7 yards from IND 35 to IND 42. 11-A.Brown for 42 yards, TOUCHDOWN. vs. Tennessee, 11/29/20 |
| 71 yards, Nyheim Hines: (7:34) (Punt formation) 5-M.Palardy punts 53 yards to IND 29, Center-44-J.Jansen. 21-N.Hines for 71 yards, TOUCHDOWN. vs. Carolina, 12/22/19 | PUNT RETURNED FOR A TOUCHDOWN | 73 yards, Rashad Greene Sr.: (12:06) 1-P.McAfee punts 50 yards to JAX 27, Center-45-M.Overtton. 13-R.Greene for 73 yards, TOUCHDOWN. @ Jacksonville, 12/13/15 |
| Josh Ferguson: 1-P.McAfee kicks inside 30 yards from IND 35 to TEN 35. RECOVERED by IND-34-J.Ferguson. @ Tennessee, 10/23/16 | SUCCESSFUL ONSIDE KICK | Tom Nelson: 2-M.Nugent kicks inside 15 yards from CIN 30 to CIN 45. RECOVERED by CIN-43-T.Nelson. PENALTY on IND-85-P.Garcon, Unsportsmanlike Conduct, 15 yards, enforced at CIN 45. vs. Cincinnati, 11/14/10 |
| 56 yards, Matt Gay: (:11) 7-M.Gay 56 yard field goal is GOOD, Center-46-L.Rhodes, Holder-8-R.Sanchez. @ Jacksonville, 10/15/23 | MADE FIELD GOAL OF 50 YARDS OR LONGER | 58 yards, Dustin Hopkins: (6:38) 7-D.Hopkins 58 yard field goal is GOOD, Center-47-C.Hughlett, Holder-13-C.Bojorquez. vs. Cleveland, 10/22/23 |



THE LAST TIME



LINEBACKER

PLAYERS



95 ADETOMIWA ADEBAWORE

DEFENSIVE TACKLE

(add-E-TOMMY-wah add-E-BARR-reh)



ADETOMIWA ADEBAWORE:
SELECTED BY THE COLTS IN THE FOURTH
ROUND (110TH OVERALL) OF THE 2023 NFL
DRAFT.



6-2 • 282 LBS
NFL EXP: ROOKIE
BORN: 3/4/01



COLLEGE:
NORTHWESTERN

4TH-AND-SHORT

- Played in 41 career games (33 starts) at Northwestern (2019-22) and compiled 97 tackles (68 solo), 24.5 tackles for loss, 12.5 sacks, six passes defended and four forced fumbles.
- Earned Honorable Mention All-Big Ten recognition in each of his last two seasons (2021-22).
- Participated in the 2023 Senior Bowl and was voted the National Team's defensive line practice player of the week.
- His younger brother (Adepoju) was a five-star recruit in the 2023 class (No. 11 overall player in the country) and committed to Oklahoma.

ROYALTY

Adebawore is a first-generation American, born in Kansas City, Mo. His Nigerian-born parents both immigrated to the United States in the mid-1990s. His father, is a prince descending from the Yoruna tribe and because his father is a prince, technically, Adetomiwa is also one himself. His grandfather is the king. They came to the United States in search of opportunity.

NFL HIGHLIGHTS

- Has seen action in three games but did not record any stats.

 @tomiwabawore

 @tomiwabawore



COLLEGE HIGHLIGHTS

- Played in 41 career games (33 starts) at Northwestern (2019-22) and compiled 97 tackles (68 solo), 24.5 tackles for loss, 12.5 sacks, six passes defended and four forced fumbles. He earned Honorable Mention All-Big Ten recognition in each of his last two seasons. Participated in the 2023 Senior Bowl and was voted the National Team's defensive line practice player of the week.
- In 2022, started all 12 games and registered 38 tackles (27 solo), 9.0 tackles for loss, 5.0 sacks, one pass defended and two forced fumbles. Led the team in sacks and forced fumbles. Registered a single-game career-high 2.0 sacks vs. Maryland. Also added three solo tackles, 2.0 tackles for loss and one forced fumble. Tied his single-game career high with seven tackles (five solo) against Duke. Also registered 1.0 tackle for loss and a sack-forced fumble.
- Started all 12 games in 2021 and finished with 36 tackles (25 solo), 8.5 tackles for loss, 4.5 sacks, three passes defended and two forced fumbles. Led the team in tackles for loss, sacks and forced fumbles. Against Rutgers, he registered his first-career forced fumble and 4.0 tackles for loss, the highest single-game total by a NU player since 2018. Also added seven solo tackles and 1.0 sack. Recorded three solo tackles, 1.0 tackle for loss and 1.0 sack in a win over Ohio. Tallied three tackles (two solo), 1.5 tackles for loss, 1.5 sacks and one forced fumble in a win over Indiana State.
- In 2020, started all nine games and tallied 17 tackles (11 solo), 6.0 tackles for loss, 2.0 sacks and two passes defended. Had one solo tackle, 1.0 tackle for loss and one pass defended in the Big Ten Championship Game against Ohio State. Registered three tackles (two solo) against Purdue. Against Nebraska, compiled four tackles (three solo), 1.5 tackles for loss and 1.0 sack.
- As a true freshman in 2019, appeared in eight games and recorded six tackles (five solo), 1.0 tackle for loss and 1.0 sack. In his first start against Indiana, registered two solo tackles, 1.0 tackle for loss and 1.0 sack.

PERSONAL

- Four-year letterman at Kansas City North High School.
- Three-star prospect who was the 23rd-ranked player in Kansas by *247Sports*.
- Earned Kansas Class 5 first team all-state honors as a senior.
- Garnered numerous honors, including first team all-district, first team all-conference and academic all-state.
- Nominee for the Buch Buchanan Memorial Award, presented annually to the most outstanding lineman or linebacker in the big class (Missouri classes 5-6 and Kansas classes 5A-6A) category.
- As a senior, registered 74 tackles, 23.5 tackles for loss and 11.0 sacks.
- Also participated in track and won the 5A state championship in the shot put as a senior with a state-record throw (62 feet, 7 ¾ inches), beating the previous record by 18 inches. Finished second at the 2019 state championships in the discus (186 feet, 4 inches).
- His younger brother (Adepoju) was a five-star recruit in the 2023 class (No. 11 overall player in the country) and committed to Oklahoma.
- Graduated with a degree in psychology in March 2023.
- His name is pronounced add-E-TOMMY-wah add-E-BARR-reh.
- A native of Kansas City, Mo.

ADETOMIWA ADEBAWORE'S - NFL REGULAR SEASON STATISTICS

| | | TACKLES | | | | | | | | | | INTERCEPTIONS | | | | | FUMBLES | | | | | ST | | | | | MISC | |
|--------|-------|---------|----|----|---|---|-----|-----|-----|-----|-----|---------------|-----|----|----|----|---------|----|----|-----|----|----|---|----|----|---|------|--|
| DATE | TEAM | GP | GS | TK | S | A | TFL | YDS | SK | YDS | QBH | NO | YDS | LG | TD | PD | FF | FR | TD | YDS | TK | S | A | FF | FR | S | A | |
| 2023 | Colts | 3 | 0 | 0 | 0 | 0 | 0 | 0 | 0.0 | 0.0 | 0 | 0 | 0 | 0 | 0 | 0 | 0 | 0 | 0 | 0 | 0 | 0 | 0 | 0 | 0 | 0 | 0 | |
| TOTALS | | 3 | 0 | 0 | 0 | 0 | 0 | 0 | 0.0 | 0.0 | 0 | 0 | 0 | 0 | 0 | 0 | 0 | 0 | 0 | 0 | 0 | 0 | 0 | 0 | 0 | 0 | 0 | |



2023 GAME-BY-GAME REGULAR-SEASON STATISTICS (COLTS)

| DATE | OPPONENT | P/S | TACKLES | | | | | | | INTERCEPTIONS | | | | | FUMBLES | | | ST | | | | MISC | | W/L | SCORE | | |
|-------------|------------|-----|---------|---|---|-----|-----|-----|-----|---------------|----|-----|----|----|---------|----|----|----|-----|----|---|------|----|-----|-------|-----|--------|
| | | | TK | S | A | SK | YDS | TFL | YDS | QBH | NO | YDS | LG | TD | PD | FF | FR | TD | YDS | TK | S | A | FF | | | FR | S |
| 09/10 | Jaguars | | | | | | | | | | | | | | | | | | | | | | | | | L | 21-31 |
| 09/17 | at Texans | | | | | | | | | | | | | | | | | | | | | | | | | W | 31-20 |
| 09/24 | at Ravens | | | | | | | | | | | | | | | | | | | | | | | | | W | 22-19+ |
| 10/01 | Rams | P | 0 | 0 | 0 | 0.0 | 0.0 | 0 | 0 | 0 | 0 | 0 | 0 | 0 | 0 | 0 | 0 | 0 | 0 | 0 | 0 | 0 | 0 | 0 | 0 | L | 23-29+ |
| 10/08 | Titans | P | 0 | 0 | 0 | 0.0 | 0.0 | 0 | 0 | 0 | 0 | 0 | 0 | 0 | 0 | 0 | 0 | 0 | 0 | 0 | 0 | 0 | 0 | 0 | 0 | W | 23-16 |
| 10/15 | at Jaguars | | | | | | | | | | | | | | | | | | | | | | | | | L | 20-37 |
| 10/22 | Browns | P | 0 | 0 | 0 | 0.0 | 0.0 | 0 | 0 | 0 | 0 | 0 | 0 | 0 | 0 | 0 | 0 | 0 | 0 | 0 | 0 | 0 | 0 | 0 | 0 | L | 38-39 |
| 2023 TOTALS | | | 3-0 | 0 | 0 | 0 | 0.0 | 0.0 | 0 | 0 | 0 | 0 | 0 | 0 | 0 | 0 | 0 | 0 | 0 | 0 | 0 | 0 | 0 | 0 | 0 | 3-4 | |

+ - Overtime

81 MO ALIE-COX

TIGHT END



MO ALIE-COX: ORIGINALLY SIGNED BY THE COLTS AS AN UNDRAFTED FREE AGENT ON APRIL 20, 2017.



6-5 • 267 LBS
NFL EXP: 6
(7TH YEAR WITH THE COLTS)
BORN: 9/19/93



COLLEGE:
VIRGINIA
COMMONWEALTH

4TH-AND-SHORT

- In his first six seasons, he accumulated 89 receptions for 1,125 yards and 11 touchdowns.
- Tallied a single-game career high in receptions (six) and tied his career high in touchdowns (two) in Week 4 of 2022 vs. TEN.
- As a college basketball player at VCU, he competed in 142 games (103 starts) and racked up 1,092 points, 663 rebounds, 87 steals, 112 assists and 255 blocks.
- Prior to the NFL, he hadn't played organized football since his freshman year of high school.

DOWN THE STRETCH

Favorite musician and/or song: My favorite musician would probably be Future. Favorite song would probably be "Rotation."

Hobbies outside of football: Playing basketball, playing Xbox, I play a lot of Madden, NBA 2K and Grand Theft Auto.

What is something interesting about you that most people may not know: I'm an avid cartoon watcher. I watch a lot of cartoons.

Favorite food: Pasta – chicken parmesan or chicken alfredo.

Favorite vacation spot: Believe it or not, I've never been on vacation, but I'd probably say when I go out to Los Angeles to visit friends.

Favorite television show: "Dragon Ball Z"

What's the one thing you couldn't live without: My phone and my mom of course.

Pregame ritual: I listen to a variety of different artists such as Migos, Lil Uzi, Future - music that gets you hype. Then I do certain stretches just to make sure I'm loose in certain areas more than others.

What's on your bucket list: Skydiving. It looks interesting. Bungee jumping would be one too as well as traveling the world.

X @MoAlie81



@MA_XII_



THE TRANSITION

Alie-Cox grew up playing both football and basketball, but his opportunities in high school came on the hardwood, not the gridiron. After transferring to Middleburg (Va.) Academy, a school that didn't field a football team, he excelled on the basketball court and accepted a scholarship to play at VCU. In college, he starred as a forward for the Rams and became an accomplished shot blocker, posting the second-most blocks in school history (255). His athletic, 6-5, 267-pound frame with a 7-1 wingspan also caught the attention of NFL scouts and even players



like Jason Witten. "I always told myself if I ever had the chance to go play football again, I would probably take the opportunity to do it," Alie-Cox said.

EMULATING MOSS

Alie-Cox was a football fanatic as a youngster. "I liked football more than basketball growing up as a kid. All I did was watch football. Me and my brothers played tackle football, one-on-one in the yard all the time." He grew up idolizing his favorite player, wide receiver Randy Moss. Now as a pro tight end, Alie-Cox still tries to emulate Moss' game. "I like going over people, catching the ball, 'Mossin' people."



NFL HIGHLIGHTS

- Has played in 81 games (30 starts) and has tallied 93 receptions for 1,186 yards and 12 touchdowns. He has started one postseason contest and recorded four receptions for 32 yards.
- In 2023, he has played in all seven games (three starts) and has tallied four receptions for 61 yards and one touchdown. In Week 4 vs. LAR, he caught a 35-yard touchdown reception.
- In 2022, he appeared in all 17 games (11 starts) and recorded 19 receptions for 189 yards and three touchdowns. In Week 4 vs. Tennessee, he led the team in receiving with 85 yards on a single-game career-high six receptions with two touchdowns. He tied his single-game career high for touchdown receptions.

SMART MAN

Alie-Cox credits his college basketball coach, Shaka Smart, with helping him develop as person and as an athlete. Smart pushed him to graduate with higher than a 3.0 GPA. Alie-Cox met this goal in only three years before completing a master's program. Smart also helped Alie-Cox in the toughness and confidence departments. "I was good, but I couldn't do it for long spurts," Alie-Cox said. "He really challenged me, and I think that's helped me getting to this point, being able to fight through fatigue and focused in on being mentally tough." Alie-Cox would have to scream at the top of his lungs every time he entered Coach Smart's office. "It was his way of instilling confidence in me. I'm not a person that talks, so we'd do little things like that."



NFL HIGHLIGHTS CONT...

- Completed in all 17 games (seven starts) in 2021 and tallied 24 receptions for 316 yards and four touchdowns. In Week 4 at Miami, he recorded three receptions for 42 yards and a single-game career-high two touchdowns. He became the first Colts tight end to tally two receiving touchdowns in the same game since Week 2 of 2018.
- In 2020, he appeared in 15 games (six starts) and tallied 31 receptions for 394 yards and two touchdowns. In Week 2 vs. Minnesota, he recorded a then-career high in receiving yards (111) on five receptions. They were both game highs as well. In Week 3 vs. the New York Jets, he recorded three receptions for 50 yards and one touchdown. Started one postseason contest and registered four receptions for 32 yards.
- Played in all 16 games (two starts) in 2019 and had eight receptions for 93 yards.
- In 2018, he saw action in nine games (one start) and had seven receptions for 133 yards and two touchdowns. Scored his first touchdown in Week 8 at Oakland on a 26-yard reception. Appeared in two postseason games (one start) and helped the Colts rush for a postseason franchise record 200 yards during AFC Wild Card weekend.
- Spent 13 weeks on the Colts practice squad in 2017 after being signed by the team as an undrafted free agent.



COLLEGE HIGHLIGHTS

- Was a four-year standout on the Virginia Commonwealth University basketball team.
- Had not played football since his freshman year of high school, but his athleticism allowed him to make the transition to football similar to the paths of former Indianapolis tight ends Erik Swoope and Marcus Pollard, former San Diego Chargers tight end Antonio Gates and former Chicago tight end Jimmy Graham.
- With the Rams, started 103-of-142 games and totaled 1,092 points, 663 rebounds, 87 steals, 112 assists and 255 blocks in 3,322 minutes.
- Connected on 57.4 percent from the field and 68.7 percent from the free throw line.

PERSONAL

- Attended Middleburg (Va.) Academy.
- Listed as the No. 9 basketball recruit in Virginia, according to *Rivals.com*.
- Averaged nearly 20 points and over 10 rebounds per game during his senior campaign at Middleburg and was named an all-state first-team selection.
- As a junior, led Middleburg Academy with 16 points, 12 rebounds and seven blocks per game and earned all-state first-team accolades.
- Completed an undergrad degree in criminal justice in three years and added a master's degree in criminal justice and homeland security at VCU.
- After football, he's considering going back to law school and pursuing a career with the United States Secret Service agency.
- Participated in the NFL's My Cause My Cleats initiative and represented Kicking The Stigma (2021), Hands Up United (2020) and Dream Alive (2019).
- In 2020, he participated in a Colts' mobile pantry distribution and also attended a Marion County Juvenile Detention Center activation event.
- A native of Alexandria, Va.

ADDITIONAL TRANSACTIONS

- Re-signed by Indianapolis on May 3, 2021.
- Re-signed with the Colts on December 30, 2019.
- Signed to the Indianapolis active roster from the practice squad on October 12, 2018.
- Signed to the Colts practice squad on October 5, 2018.
- Waived by Indianapolis on October 3, 2018.
- Signed to the Colts active roster from the practice squad on September 28, 2018.
- Signed by the Colts to the practice squad on September 2, 2018.
- Waived by Indianapolis on September 1, 2018.
- Signed by the Colts to a reserve/future contract on January 1, 2018.
- Signed by the Colts to the practice squad on October 7, 2017.
- Waived by the Colts on August 11, 2017.

MO ALIE-COX'S - NFL REGULAR SEASON STATISTICS

| DATE | TEAM | GP | GS | RECEIVING | | | | LG | TD | RUSHING | | | | LG | TD |
|---------------|-------|-----------|-----------|-----------|--------------|-------------|--|-----------|-----------|----------|----------|------------|--|----------|----------|
| | | | | NO. | YDS. | AVG. | | | | NO. | YDS. | AVG. | | | |
| 2017 | Colts | 0 | 0 | 0 | 0 | 0.0 | | 0 | 0 | 0 | 0 | 0.0 | | 0 | 0 |
| 2018 | Colts | 9 | 1 | 7 | 133 | 19.0 | | 34 | 2 | 0 | 0 | 0.0 | | 0 | 0 |
| 2019 | Colts | 16 | 2 | 8 | 93 | 11.6 | | 21 | 0 | 0 | 0 | 0.0 | | 0 | 0 |
| 2020 | Colts | 15 | 6 | 31 | 394 | 12.7 | | 45 | 2 | 0 | 0 | 0.0 | | 0 | 0 |
| 2021 | Colts | 17 | 7 | 24 | 316 | 13.2 | | 37 | 4 | 0 | 0 | 0.0 | | 0 | 0 |
| 2022 | Colts | 17 | 11 | 19 | 189 | 9.9 | | 34 | 3 | 0 | 0 | 0.0 | | 0 | 0 |
| 2023 | Colts | 7 | 3 | 4 | 61 | 15.3 | | 35t | 1 | 0 | 0 | 0.0 | | 0 | 0 |
| TOTALS | | 81 | 30 | 93 | 1,186 | 12.8 | | 45 | 12 | 0 | 0 | 0.0 | | 0 | 0 |



MO ALIE-COX'S - NFL POSTSEASON STATISTICS

| | | RECEIVING | | | | | | | RUSHING | | | | |
|--------|-------|-----------|----|-----|------|------|----|----|---------|------|------|----|----|
| DATE | TEAM | GP | GS | NO. | YDS. | AVG. | LG | TD | NO. | YDS. | AVG. | LG | TD |
| 2018 | Colts | 2 | 1 | 0 | 0 | 0.0 | 0 | 0 | 0 | 0 | 0.0 | 0 | 0 |
| 2020 | Colts | 1 | 1 | 4 | 32 | 8.0 | 16 | 0 | 0 | 0 | 0.0 | 0 | 0 |
| TOTALS | | 3 | 2 | 4 | 32 | 8.0 | 16 | 0 | 0 | 0 | 0.0 | 0 | 0 |

SINGLE-GAME HIGHS: RECEIVING

| | | | |
|--------------------|--|-----------------------|---|
| Receptions | 6 vs. Tennessee Titans, Oct 02, 2022 | Receiving TDs | 2 vs. Tennessee Titans, Oct 02, 2022 |
| | 5 vs. Minnesota Vikings, Sep 20, 2020 | | ...1 more at 2. |
| | 3 vs. Las Vegas Raiders, Jan 02, 2022 | | All-Purpose Yards |
| | ...8 more at 3. | | 111 vs. Minnesota Vikings, Sep 20, 2020 |
| Receiving Yards | 111 vs. Minnesota Vikings, Sep 20, 2020 | Most TDs | 85 vs. Tennessee Titans, Oct 02, 2022 |
| | 85 vs. Tennessee Titans, Oct 02, 2022 | | 50 at Baltimore Ravens, Oct 11, 2021 |
| | 50 at Baltimore Ravens, Oct 11, 2021 | | ...1 more at 50. |
| | ...1 more at 50. | | 2 vs. Tennessee Titans, Oct 02, 2022 |
| Receiving Average | 22.2 vs. Minnesota Vikings, Sep 20, 2020 | Miscellaneous Tackles | 1 at Jacksonville Jaguars, Jan 09, 2022 |
| | 16.7 at Baltimore Ravens, Oct 11, 2021 | | ...4 more at 1. |
| | ...1 more at 16.7. | | |
| Longest Receptions | 45 vs. New York Jets, Sep 27, 2020 | | |
| | 37 at Arizona Cardinals, Dec 25, 2021 | | |
| | 35t vs. Los Angeles Rams, Oct 01, 2023 | | |

SINGLE-GAME HIGHS - POSTSEASON: RECEIVING

| | | | |
|-------------------|------------------------------------|--------------------|-----------------------------------|
| Receptions | 4 at Buffalo Bills, Jan 09, 2021 | Longest Receptions | 16 at Buffalo Bills, Jan 09, 2021 |
| Receiving Yards | 32 at Buffalo Bills, Jan 09, 2021 | | 6 at Buffalo Bills, Jan 09, 2021 |
| Receiving Average | 8.0 at Buffalo Bills, Jan 09, 2021 | | ...1 more at 6. |
| | | All-Purpose Yards | 32 at Buffalo Bills, Jan 09, 2021 |

100-YARD RECEIVING GAMES (1): REGULAR SEASON

| DATE | TEAM | NO. | YDS. | AVG. | LG | TD |
|----------|---------|-----|------|------|----|----|
| 09/20/20 | VIKINGS | 5 | 111 | 22.2 | 33 | 0 |

2017 GAME-BY-GAME REGULAR-SEASON STATISTICS (COLTS)

| DATE | OPPONENT | P/S | RECEIVING | | | | | RUSHING | | | | | W/L | SCORE |
|-------------|-------------|-----|-----------|------|------|----|----|-----------------|------|------|----|----|-----|--------|
| | | | NO. | YDS. | AVG. | LG | TD | NO. | YDS. | AVG. | LG | TD | | |
| 09/10 | at Rams | | | | | | | INJURED RESERVE | | | | | L | 9-46 |
| 09/17 | Cardinals | | | | | | | INJURED RESERVE | | | | | L | 13-16+ |
| 09/24 | Browns | | | | | | | INJURED RESERVE | | | | | W | 31-28 |
| 10/01 | at Seahawks | | | | | | | INJURED RESERVE | | | | | L | 18-46 |
| 10/08 | 49ers | | | | | | | PRACTICE SQUAD | | | | | W | 26-23+ |
| 10/16 | at Titans | | | | | | | PRACTICE SQUAD | | | | | L | 22-36 |
| 10/22 | Jaguars | | | | | | | PRACTICE SQUAD | | | | | L | 0-27 |
| 11/05 | at Texans | | | | | | | PRACTICE SQUAD | | | | | W | 20-14 |
| 11/12 | Steelers | | | | | | | PRACTICE SQUAD | | | | | L | 17-20 |
| 11/26 | Titans | | | | | | | PRACTICE SQUAD | | | | | L | 16-20 |
| 12/03 | at Jaguars | | | | | | | PRACTICE SQUAD | | | | | L | 10-30 |
| 12/10 | at Bills | | | | | | | PRACTICE SQUAD | | | | | L | 7-13+ |
| 12/14 | Broncos | | | | | | | PRACTICE SQUAD | | | | | L | 13-25 |
| 12/23 | at Ravens | | | | | | | PRACTICE SQUAD | | | | | L | 16-23 |
| 12/31 | Texans | | | | | | | PRACTICE SQUAD | | | | | W | 22-13 |
| 2017 TOTALS | | 0-0 | 0 | 0 | 0.0 | 0 | 0 | 0 | 0 | 0.0 | 0 | 0 | 0 | 4-11 |

+ - Overtime



2018 GAME-BY-GAME REGULAR-SEASON STATISTICS (COLTS)

| | | | RECEIVING | | | | RUSHING | | | | | | | |
|--------------|-------------|-----|-----------|------|------|-----|---------|----------------|------|------|----|----|-------|--------|
| DATE | OPPONENT | P/S | NO. | YDS. | AVG. | LG | TD | NO. | YDS. | AVG. | LG | TD | W/L | SCORE |
| 09/09 | Bengals | | | | | | | PRACTICE SQUAD | | | | L | 23-34 | |
| 09/16 | at Redskins | | | | | | | PRACTICE SQUAD | | | | W | 21-9 | |
| 09/23 | at Eagles | | | | | | | PRACTICE SQUAD | | | | L | 16-20 | |
| 09/30 | Texans | P | 1 | 17 | 17.0 | 17 | 0 | 0 | 0 | 0.0 | 0 | 0 | L | 34-37+ |
| 10/04 | at Patriots | | | | | | | PRACTICE SQUAD | | | | L | 24-38 | |
| 10/14 | at Jets | P | 1 | 34 | 34.0 | 34 | 0 | 0 | 0 | 0.0 | 0 | 0 | L | 34-42 |
| 10/21 | Bills | P | 1 | 7 | 7.0 | 7 | 0 | 0 | 0 | 0.0 | 0 | 0 | W | 37-5 |
| 10/28 | at Raiders | P | 1 | 26 | 26.0 | 26t | 1 | 0 | 0 | 0.0 | 0 | 0 | W | 42-28 |
| 11/11 | Jaguars | P | 2 | 28 | 14.0 | 27 | 1 | 0 | 0 | 0.0 | 0 | 0 | W | 29-26 |
| 11/18 | Titans | P | 0 | 0 | 0.0 | 0 | 0 | 0 | 0 | 0.0 | 0 | 0 | W | 38-10 |
| 11/25 | Dolphins | | | | | | | INACTIVE | | | | W | 27-24 | |
| 12/02 | at Jaguars | | | | | | | INACTIVE | | | | L | 0-6 | |
| 12/09 | at Texans | | | | | | | INACTIVE | | | | W | 24-21 | |
| 12/16 | Cowboys | P | 0 | 0 | 0.0 | 0 | 0 | 0 | 0 | 0.0 | 0 | 0 | W | 23-0 |
| 12/23 | Giants | S | 0 | 0 | 0.0 | 0 | 0 | 0 | 0 | 0.0 | 0 | 0 | W | 28-27 |
| 12/30 | at Titans | P | 1 | 21 | 21.0 | 21 | 0 | 0 | 0 | 0.0 | 0 | 0 | W | 33-17 |
| 2018 TOTALS | | 9-1 | 7 | 133 | 19.0 | 34 | 2 | 0 | 0 | 0.0 | 0 | 0 | 10-6 | |
| + - Overtime | | | | | | | | | | | | | | |

+ - Overtime

2019 GAME-BY-GAME REGULAR-SEASON STATISTICS (COLTS)

| | | | RECEIVING | | | | | RUSHING | | | | | | |
|--------------|---------------|------|-----------|------|------|----|----|---------|------|------|----|----|-----|--------|
| DATE | OPPONENT | P/S | NO. | YDS. | AVG. | LG | TD | NO. | YDS. | AVG. | LG | TD | W/L | SCORE |
| 09/08 | at Chargers | P | 1 | 3 | 3.0 | 3 | 0 | 0 | 0 | 0.0 | 0 | 0 | L | 24-30+ |
| 09/15 | at Titans | P | 0 | 0 | 0.0 | 0 | 0 | 0 | 0 | 0.0 | 0 | 0 | W | 19-17 |
| 09/22 | Falcons | P | 2 | 25 | 12.5 | 16 | 0 | 0 | 0 | 0.0 | 0 | 0 | W | 27-24 |
| 09/29 | Raiders | S | 0 | 0 | 0.0 | 0 | 0 | 0 | 0 | 0.0 | 0 | 0 | L | 24-31 |
| 10/06 | at Chiefs | P | 1 | 10 | 10.0 | 10 | 0 | 0 | 0 | 0.0 | 0 | 0 | W | 19-13 |
| 10/20 | Texans | P | 0 | 0 | 0.0 | 0 | 0 | 0 | 0 | 0.0 | 0 | 0 | W | 30-23 |
| 10/27 | Broncos | P | 0 | 0 | 0.0 | 0 | 0 | 0 | 0 | 0.0 | 0 | 0 | W | 15-13 |
| 11/03 | at Steelers | P | 1 | 11 | 11.0 | 11 | 0 | 0 | 0 | 0.0 | 0 | 0 | L | 24-26 |
| 11/10 | Dolphins | P | 0 | 0 | 0.0 | 0 | 0 | 0 | 0 | 0.0 | 0 | 0 | L | 12-16 |
| 11/17 | Jaguars | P | 0 | 0 | 0.0 | 0 | 0 | 0 | 0 | 0.0 | 0 | 0 | W | 33-13 |
| 11/21 | at Texans | P | 0 | 0 | 0.0 | 0 | 0 | 0 | 0 | 0.0 | 0 | 0 | L | 17-20 |
| 12/01 | Titans | P | 0 | 0 | 0.0 | 0 | 0 | 0 | 0 | 0.0 | 0 | 0 | L | 17-31 |
| 12/08 | at Buccaneers | P | 1 | 8 | 8.0 | 8 | 0 | 0 | 0 | 0.0 | 0 | 0 | L | 35-38 |
| 12/16 | at Saints | S | 0 | 0 | 0.0 | 0 | 0 | 0 | 0 | 0.0 | 0 | 0 | L | 7-34 |
| 12/22 | Panthers | P | 1 | 21 | 21.0 | 21 | 0 | 0 | 0 | 0.0 | 0 | 0 | W | 38-6 |
| 12/29 | at Jaguars | P | 1 | 15 | 15.0 | 15 | 0 | 0 | 0 | 0.0 | 0 | 0 | L | 20-38 |
| 2019 TOTALS | | 16-2 | 8 | 93 | 11.6 | 21 | 0 | 0 | 0 | 0.0 | 0 | 0 | 7-9 | |
| + - Overtime | | | | | | | | | | | | | | |

+ - Overtime

2020 GAME-BY-GAME REGULAR-SEASON STATISTICS (COLTS)

| | | | RECEIVING | | | | | RUSHING | | | | | | |
|---------------|-------------|-----|-----------|------|------|------|----|------------------|------|------|-----|----|------|--------|
| DATE | OPPONENT | P/S | NO. | YDS. | AVG. | LG | TD | NO. | YDS. | AVG. | LG | TD | W/L | SCORE |
| 09/13 | at Jaguars | P | 2 | 20 | 10.0 | 13 | 0 | 0 | 0 | 0.0 | 0 | 0 | L | 20-27 |
| 09/20 | Vikings | S | 5 | 111 | 22.2 | 33 | 0 | 0 | 0 | 0.0 | 0 | 0 | W | 28-11 |
| 09/27 | Jets | P | 3 | 50 | 16.7 | 45 | 1 | 0 | 0 | 0.0 | 0 | 0 | W | 36-7 |
| 10/04 | at Bears | S | 1 | 13 | 13.0 | 13 | 1 | 0 | 0 | 0.0 | 0 | 0 | W | 19-11 |
| 10/11 | at Browns | P | 0 | 0 | 0.0 | 0 | 0 | 0 | 0 | 0.0 | 0 | 0 | L | 23-32 |
| 10/18 | Bengals | | | | | | | ON INACTIVE LIST | | | | | W | 31-27 |
| 11/01 | at Lions | P | 3 | 37 | 12.3 | 15 | 0 | 0 | 0 | 0.0 | 0 | 0 | W | 41-21 |
| 11/08 | Ravens | P | 3 | 43 | 14.3 | 21 | 0 | 0 | 0 | 0.0 | 0 | 0 | L | 10-24 |
| 11/12 | at Titans | P | 3 | 19 | 6.3 | 11 | 0 | 0 | 0 | 0.0 | 0 | 0 | W | 34-17 |
| 11/22 | Packers | S | 2 | 16 | 8.0 | 8 | 0 | 0 | 0 | 0.0 | 0 | 0 | W | 34-31+ |
| 11/29 | Titans | P | 2 | 19 | 9.5 | 11 | 0 | 0 | 0 | 0.0 | 0 | 0 | L | 26-45 |
| 12/06 | at Texans | S | 3 | 23 | 7.7 | 17 | 0 | 0 | 0 | 0.0 | 0 | 0 | W | 26-20 |
| 12/13 | at Raiders | S | 1 | 9 | 9.0 | 9 | 0 | 0 | 0 | 0.0 | 0 | 0 | W | 44-27 |
| 12/20 | Texans | S | 2 | 14 | 7.0 | 10 | 0 | 0 | 0 | 0.0 | 0 | 0 | W | 27-20 |
| 12/27 | at Steelers | P | 1 | 20 | 20.0 | 20 | 0 | 0 | 0 | 0.0 | 0 | 0 | L | 24-28 |
| 01/03 | Jaguars | P | 0 | 0 | 0.0 | 0 | 0 | 0 | 0 | 0.0 | 0 | 0 | W | 28-14 |
| 2020 TOTALS | | | 15-6 | 31 | 394 | 12.7 | 45 | 2 | 0 | 0 | 0.0 | 0 | 11-5 | |
| +/- Over/Time | | | | | | | | | | | | | | |

+ - Overtime



2021 GAME-BY-GAME REGULAR-SEASON STATISTICS (COLTS)

| DATE | OPPONENT | P/S | RECEIVING | | | | | RUSHING | | | | | W/L | SCORE |
|--------------------|--------------|-----|-------------|-----------|------------|-------------|-----------|----------|----------|----------|------------|----------|----------|------------|
| | | | NO. | YDS. | AVG. | LG | TD | NO. | YDS. | AVG. | LG | TD | | |
| 09/12 | Seahawks | P | 0 | 0 | 0.0 | 0 | 0 | 0 | 0 | 0.0 | 0 | 0 | L | 16-28 |
| 09/19 | Rams | P | 1 | 18 | 18.0 | 18 | 0 | 0 | 0 | 0.0 | 0 | 0 | L | 24-27 |
| 09/26 | at Titans | P | 2 | 14 | 7.0 | 11 | 0 | 0 | 0 | 0.0 | 0 | 0 | L | 16-25 |
| 10/03 | at Dolphins | S | 3 | 42 | 14.0 | 28 | 2 | 0 | 0 | 0.0 | 0 | 0 | W | 27-17 |
| 10/11 | at Ravens | S | 3 | 50 | 16.7 | 24 | 0 | 0 | 0 | 0.0 | 0 | 0 | L | 25-31+ |
| 10/17 | Texans | P | 1 | 28 | 28.0 | 28t | 1 | 0 | 0 | 0.0 | 0 | 0 | W | 31-3 |
| 10/24 | at 49ers | S | 3 | 25 | 8.3 | 11t | 1 | 0 | 0 | 0.0 | 0 | 0 | W | 30-18 |
| 10/31 | Titans | P | 0 | 0 | 0.0 | 0 | 0 | 0 | 0 | 0.0 | 0 | 0 | L | 31-34+ |
| 11/04 | Jets | P | 1 | 28 | 28.0 | 28 | 0 | 0 | 0 | 0.0 | 0 | 0 | W | 45-30 |
| 11/14 | Jaguars | S | 1 | 6 | 6.0 | 6 | 0 | 0 | 0 | 0.0 | 0 | 0 | W | 23-17 |
| 11/21 | at Bills | P | 0 | 0 | 0.0 | 0 | 0 | 0 | 0 | 0.0 | 0 | 0 | W | 41-15 |
| 11/28 | Buccaneers | S | 1 | 8 | 8.0 | 8 | 0 | 0 | 0 | 0.0 | 0 | 0 | L | 31-38 |
| 12/05 | at Texans | S | 1 | 0 | 0.0 | 0 | 0 | 0 | 0 | 0.0 | 0 | 0 | W | 31-0 |
| 12/18 | Patriots | S | 0 | 0 | 0.0 | 0 | 0 | 0 | 0 | 0.0 | 0 | 0 | W | 27-17 |
| 12/25 | at Cardinals | P | 2 | 42 | 21.0 | 37 | 0 | 0 | 0 | 0.0 | 0 | 0 | W | 22-16 |
| 01/02 | Raiders | P | 3 | 28 | 9.3 | 17 | 0 | 0 | 0 | 0.0 | 0 | 0 | L | 20-23 |
| 01/09 | at Jaguars | P | 2 | 27 | 13.5 | 18 | 0 | 0 | 0 | 0.0 | 0 | 0 | L | 11-26 |
| 2021 TOTALS | | | 17-7 | 24 | 316 | 13.2 | 37 | 4 | 0 | 0 | 0.0 | 0 | 0 | 9-8 |

+ - Overtime

2022 GAME-BY-GAME REGULAR-SEASON STATISTICS (COLTS)

| DATE | OPPONENT | P/S | RECEIVING | | | | | RUSHING | | | | | W/L/T | SCORE |
|--------------------|-------------|-----|--------------|-----------|------------|------------|-----------|----------|----------|----------|------------|----------|----------|---------------|
| | | | NO. | YDS. | AVG. | LG | TD | NO. | YDS. | AVG. | LG | TD | | |
| 09/11 | at Texans | S | 2 | 26 | 13.0 | 13 | 0 | 0 | 0 | 0.0 | 0 | 0 | T | 20-20 |
| 09/18 | at Jaguars | P | 1 | 9 | 9.0 | 9 | 0 | 0 | 0 | 0.0 | 0 | 0 | L | 0-24 |
| 09/25 | Chiefs | P | 1 | 9 | 9.0 | 9 | 0 | 0 | 0 | 0.0 | 0 | 0 | W | 20-17 |
| 10/02 | Titans | S | 6 | 85 | 14.2 | 34 | 2 | 0 | 0 | 0.0 | 0 | 0 | L | 17-24 |
| 10/06 | at Broncos | S | 1 | 7 | 7.0 | 7 | 0 | 0 | 0 | 0.0 | 0 | 0 | W | 12-9+ |
| 10/16 | Jaguars | P | 0 | 0 | 0.0 | 0 | 0 | 0 | 0 | 0.0 | 0 | 0 | W | 34-27 |
| 10/23 | at Titans | S | 0 | 0 | 0.0 | 0 | 0 | 0 | 0 | 0.0 | 0 | 0 | L | 10-19 |
| 10/30 | Commanders | S | 0 | 0 | 0.0 | 0 | 0 | 0 | 0 | 0.0 | 0 | 0 | L | 16-17 |
| 11/06 | at Patriots | S | 2 | 13 | 6.5 | 8 | 0 | 0 | 0 | 0.0 | 0 | 0 | L | 3-26 |
| 11/13 | at Raiders | S | 0 | 0 | 0.0 | 0 | 0 | 0 | 0 | 0.0 | 0 | 0 | W | 25-20 |
| 11/20 | Eagles | S | 1 | 14 | 14.0 | 14 | 0 | 0 | 0 | 0.0 | 0 | 0 | L | 16-17 |
| 11/28 | Steelers | S | 2 | 14 | 7.0 | 11 | 0 | 0 | 0 | 0.0 | 0 | 0 | L | 17-24 |
| 12/04 | at Cowboys | P | 1 | 6 | 6.0 | 6 | 0 | 0 | 0 | 0.0 | 0 | 0 | L | 19-54 |
| 12/17 | at Vikings | P | 0 | 0 | 0.0 | 0 | 0 | 0 | 0 | 0.0 | 0 | 0 | L | 36-39+ |
| 12/26 | Chargers | P | 1 | 2 | 2.0 | 2 | 0 | 0 | 0 | 0.0 | 0 | 0 | L | 3-20 |
| 01/01 | at Giants | S | 0 | 0 | 0.0 | 0 | 0 | 0 | 0 | 0.0 | 0 | 0 | L | 10-38 |
| 01/08 | Texans | S | 1 | 4 | 4.0 | 4t | 1 | 0 | 0 | 0.0 | 0 | 0 | L | 31-32 |
| 2022 TOTALS | | | 17-11 | 19 | 189 | 9.9 | 34 | 3 | 0 | 0 | 0.0 | 0 | 0 | 4-12-1 |

+ - Overtime

2023 GAME-BY-GAME REGULAR-SEASON STATISTICS (COLTS)

| DATE | OPPONENT | P/S | RECEIVING | | | | | RUSHING | | | | | W/L | SCORE |
|--------------------|------------|-----|------------|----------|-----------|-------------|------------|----------|----------|----------|------------|----------|----------|------------|
| | | | NO. | YDS. | AVG. | LG | TD | NO. | YDS. | AVG. | LG | TD | | |
| 09/10 | Jaguars | P | 0 | 0 | 0.0 | 0 | 0 | 0 | 0 | 0.0 | 0 | 0 | L | 21-31 |
| 09/17 | at Texans | S | 1 | 15 | 15.0 | 15 | 0 | 0 | 0 | 0.0 | 0 | 0 | W | 31-20 |
| 09/24 | at Ravens | S | 0 | 0 | 0.0 | 0 | 0 | 0 | 0 | 0.0 | 0 | 0 | W | 22-19+ |
| 10/01 | Rams | S | 1 | 35 | 35.0 | 35t | 1 | 0 | 0 | 0.0 | 0 | 0 | L | 23-29+ |
| 10/08 | Titans | P | 1 | 17 | 17.0 | 17 | 0 | 0 | 0 | 0.0 | 0 | 0 | W | 23-16 |
| 10/15 | at Jaguars | P | 0 | 0 | 0.0 | 0 | 0 | 0 | 0 | 0.0 | 0 | 0 | L | 20-37 |
| 10/22 | Browns | P | 1 | -6 | -6.0 | -6 | 0 | 0 | 0 | 0.0 | 0 | 0 | L | 38-39 |
| 2023 TOTALS | | | 7-3 | 4 | 61 | 15.3 | 35T | 1 | 0 | 0 | 0.0 | 0 | 0 | 3-4 |

+ - Overtime

81

MO ALIE-COX

TIGHT END



2018 GAME-BY-GAME POSTSEASON STATISTICS (COLTS)

| DATE | OPPONENT | P/S | RECEIVING | | | | | RUSHING | | | | | TD | W/L | SCORE |
|--------------------|-----------|-----|------------|----------|----------|------------|----------|----------|----------|------------|----------|----------|----------|------------|-------|
| | | | NO. | YDS. | AVG. | LG | TD | NO. | YDS. | AVG. | LG | TD | | | |
| 01/05 | at Texans | P | 0 | 0 | 0.0 | 0 | 0 | 0 | 0 | 0.0 | 0 | 0 | 0 | W | 21-7 |
| 01/12 | at Chiefs | S | 0 | 0 | 0.0 | 0 | 0 | 0 | 0 | 0.0 | 0 | 0 | 0 | L | 13-31 |
| 2018 TOTALS | | | 2-1 | 0 | 0 | 0.0 | 0 | 0 | 0 | 0.0 | 0 | 0 | 0 | 1-1 | |

2020 GAME-BY-GAME POSTSEASON STATISTICS (COLTS)

| DATE | OPPONENT | P/S | RECEIVING | | | | | RUSHING | | | | | TD | W/L | SCORE |
|--------------------|----------|-----|------------|----------|-----------|------------|-----------|----------|----------|------------|----------|----------|----------|------------|-------|
| | | | NO. | YDS. | AVG. | LG | TD | NO. | YDS. | AVG. | LG | TD | | | |
| 01/09 | at Bills | S | 4 | 32 | 8.0 | 16 | 0 | 0 | 0 | 0.0 | 0 | 0 | 0 | L | 24-27 |
| 2020 TOTALS | | | 1-1 | 4 | 32 | 8.0 | 16 | 0 | 0 | 0.0 | 0 | 0 | 0 | 0-1 | |

39 DARRELL BAKER JR.

CORNERBACK



DARRELL BAKER JR.:
ORIGINALLY SIGNED TO THE COLTS
PRACTICE SQUAD ON SEPTEMBER 13, 2022.



6-1 • 190 LBS
NFL EXP: 1
(2ND YEAR WITH THE COLTS)
BORN: 3/27/98



COLLEGE:
GEORGIA
SOUTHERN

4TH-AND-SHORT

- In his first season, he was active for three games with the Colts (2022) and recorded one fumble recovery.
- Collegiately, he played in 56 career games (26 starts) at Georgia Southern (2016-21) and compiled 121 tackles (80 solo), 4.5 tackles for loss, 21 passes defended, three interceptions and two forced fumbles.

DOWN THE STRETCH

Favorite musician: Drake.

Hobbies outside of football: Photography, reading and anything technology.

Favorite food: Steak.

Favorite vacation spot: Believe it or not, I've never been on vacation, but I'd probably say when I go out to Los Angeles to visit friends.

What is your nickname: Tank.


Who is your mentor: God.

Pregame ritual: Watch film all the way until game time. The first song I listen to is "2019" by Rod Wave to start the day. First song in the car is "Tems" by Free Mind.

MILITARY FAMILY

Darrell's parents, Darrell Baker Sr. and Johnetta Dixon, are both retired Army veterans. Despite growing up and playing high school football in Hephzibah, Ga., he was born in Panama City, Panama.



 @12_darrell

 @dj.darrell



NFL HIGHLIGHTS

- In two seasons with the Colts, he has appeared in eight games (one start) and has recorded 10 tackles (nine solo), two passes defended and one fumble recovery.
- Has played in five games (one start) in 2023 and has totaled 10 tackles (nine solo) and two passes defended.
- In 2022, he was active for three games and recorded one fumble recovery.

COLLEGE HIGHLIGHTS

- Appeared in 53 games (23 starts) at Georgia Southern (2017-21) and tallied 111 tackles (79 solo), 4.5 tackles for loss, 17 passes defended, three interceptions and two forced fumbles.
- In 2021, he appeared in nine games (eight starts) and registered 32 tackles (27 solo), 2.0 tackles for loss, eight passes defended and one forced fumble.
- As a redshirt senior, he was named Third Team All-Sun Belt Conference after he started all 12 games and recorded 31 tackles (24 solo), 1.5 tackles for loss, seven passes defended and one interception.
- In 2019, he saw action in 12 games (three starts) and tallied 23 tackles (10 solo) and two passes defended.
- As a redshirt sophomore, he appeared in eight games and compiled six tackles (five solo), and one interception.
- In 2017, he saw action in all 12 games and tallied 18 tackles (13 solo), one interception and one forced fumble. Made the Georgia Southern Honor Roll in the spring of 2018.
- Redshirted the 2016 season and was named to the Dean's List and the Sun Belt Conference's Academic Honor Roll.

ADDITIONAL TRANSACTIONS

- Signed to the Indianapolis active roster from the practice squad on December 28, 2022.
- Signed to the Colts practice squad on December 18, 2022.
- Signed to the Indianapolis active roster from the practice squad on December 16, 2022.
- Signed to the Colts practice squad on September 13, 2022.
- Waived by the Arizona Cardinals on August 29, 2022.
- Signed by the Cardinals as an undrafted free agent on May 13, 2022.

PERSONAL

- Attended Hepzibah (Ga.) High School.
- Also competed in track and field and was a state champion in 2016 in the long jump.
- Earned his degree in interdisciplinary studies.
- Born in Panama City, Panama and raised in Hepzibah, Ga.

DARRELL BAKER JR.'S - NFL REGULAR SEASON STATISTICS

| DATE | TEAM | GP | GS | TACKLES | | | | | | | QBH | INTERCEPTIONS | | | | | FUMBLES | | | | ST | | | | MISC | | |
|--------|-------|----|----|---------|---|---|-----|-----|-----|-----|-----|---------------|-----|----|----|----|---------|----|----|-----|----|---|---|----|------|---|---|
| | | | | TK | S | A | TFL | YDS | SK | YDS | | NO | YDS | LG | TD | PD | FF | FR | TD | YDS | TK | S | A | FF | FR | S | A |
| 2022 | Colts | 3 | 0 | 0 | 0 | 0 | 0 | 0 | 0.0 | 0.0 | 0 | 0 | 0 | 0 | 0 | 0 | 0 | 0 | 0 | 0 | 0 | 0 | 0 | 0 | 1 | 0 | 0 |
| 2023 | Colts | 5 | 1 | 10 | 9 | 1 | 0 | 0 | 0.0 | 0.0 | 0 | 0 | 0 | 0 | 0 | 2 | 0 | 0 | 0 | 0 | 0 | 0 | 0 | 0 | 0 | 0 | 0 |
| TOTALS | | 8 | 1 | 10 | 9 | 1 | 0 | 0 | 0.0 | 0.0 | 0 | 0 | 0 | 0 | 0 | 2 | 0 | 0 | 0 | 0 | 0 | 0 | 0 | 0 | 1 | 0 | 0 |

SINGLE-GAME HIGHS: DEFENSIVE

Total Tackles 4 vs. Jacksonville Jaguars, Sep 10, 2023
3 vs. Cleveland Browns, Oct 22, 2023
...1 more at 3.

Solo Tackles 3 vs. Cleveland Browns, Oct 22, 2023
...2 more at 3.

Passes Defended 1 at Houston Texans, Sep 17, 2023



2022 GAME-BY-GAME REGULAR-SEASON STATISTICS (COLTS)

| | | | TACKLES | | | | | | | INTERCEPTIONS | | | | | FUMBLES | | | ST | | | MISC | | | | | | | |
|-------------|-------------|-----|---------|---|---|-----|-----|-----|-----|---------------|----------------|-----|----|----|---------|----|----|----|-----|----|------|---|----|----|---|---|-------|--------|
| DATE | OPPONENT | P/S | TK | S | A | SK | YDS | TFL | YDS | QBH | NO | YDS | LG | TD | PD | FF | FR | TD | YDS | TK | S | A | FF | FR | S | A | W/L/T | SCORE |
| 09/11 | at Texans | | | | | | | | | | NOT ON ROSTER | | | | | | | | | | | | | | | T | 20-20 | |
| 09/18 | at Jaguars | | | | | | | | | | PRACTICE SQUAD | | | | | | | | | | | | | | | L | 0-24 | |
| 09/25 | Chiefs | | | | | | | | | | PRACTICE SQUAD | | | | | | | | | | | | | | | W | 20-17 | |
| 10/02 | Titans | | | | | | | | | | PRACTICE SQUAD | | | | | | | | | | | | | | | L | 17-24 | |
| 10/06 | at Broncos | | | | | | | | | | PRACTICE SQUAD | | | | | | | | | | | | | | | W | 12-9+ | |
| 10/16 | Jaguars | | | | | | | | | | PRACTICE SQUAD | | | | | | | | | | | | | | | W | 34-27 | |
| 10/23 | at Titans | | | | | | | | | | PRACTICE SQUAD | | | | | | | | | | | | | | | L | 10-19 | |
| 10/30 | Commanders | | | | | | | | | | PRACTICE SQUAD | | | | | | | | | | | | | | | L | 16-17 | |
| 11/06 | at Patriots | | | | | | | | | | PRACTICE SQUAD | | | | | | | | | | | | | | | L | 3-26 | |
| 11/13 | at Raiders | | | | | | | | | | PRACTICE SQUAD | | | | | | | | | | | | | | | W | 25-20 | |
| 11/20 | Eagles | | | | | | | | | | PRACTICE SQUAD | | | | | | | | | | | | | | | L | 16-17 | |
| 11/28 | Steelers | | | | | | | | | | PRACTICE SQUAD | | | | | | | | | | | | | | | L | 17-24 | |
| 12/04 | at Cowboys | | | | | | | | | | PRACTICE SQUAD | | | | | | | | | | | | | | | L | 19-54 | |
| 12/17 | at Vikings | P | 0 | 0 | 0 | 0.0 | 0.0 | 0 | 0 | 0 | 0 | 0 | 0 | 0 | 0 | 0 | 0 | 0 | 0 | 0 | 0 | 0 | 0 | 0 | 0 | 0 | L | 36-39+ |
| 12/26 | Chargers | | | | | | | | | | PRACTICE SQUAD | | | | | | | | | | | | | | | L | 3-20 | |
| 01/01 | at Giants | P | 0 | 0 | 0 | 0.0 | 0.0 | 0 | 0 | 0 | 0 | 0 | 0 | 0 | 0 | 0 | 0 | 0 | 0 | 0 | 0 | 0 | 0 | 0 | 0 | 0 | L | 10-38 |
| 01/08 | Texans | P | 0 | 0 | 0 | 0.0 | 0.0 | 0 | 0 | 0 | 0 | 0 | 0 | 0 | 0 | 0 | 0 | 0 | 0 | 0 | 0 | 0 | 0 | 1 | 0 | 0 | L | 31-32 |
| 2022 TOTALS | | | 3-0 | 0 | 0 | 0 | 0.0 | 0.0 | 0 | 0 | 0 | 0 | 0 | 0 | 0 | 0 | 0 | 0 | 0 | 0 | 0 | 0 | 0 | 0 | 1 | 0 | 0 | 4-12-1 |

+ - Overtime

2023 GAME-BY-GAME REGULAR-SEASON STATISTICS (COLTS)

| DATE | OPPONENT | P/S | TACKLES | | | | | | | INTERCEPTIONS | | | | FUMBLES | | | ST | | | | MISC | | W/L | SCORE | | |
|-------------|------------|-----|---------|----|---|-----|-----|-----|-----|---------------|----------|-----|----|---------|----|----|----|----|-----|----|------|---|-----|-------|----|--------|
| | | | TK | S | A | SK | YDS | TFL | YDS | QBH | NO | YDS | LG | TD | PD | FF | FR | TD | YDS | TK | S | A | | | FF | FR |
| 09/10 | Jaguars | S | 4 | 3 | 1 | 0.0 | 0.0 | 0 | 0 | 0 | 0 | 0 | 0 | 0 | 0 | 0 | 0 | 0 | 0 | 0 | 0 | 0 | 0 | 0 | L | 21-31 |
| 09/17 | at Texans | P | 3 | 3 | 0 | 0.0 | 0.0 | 0 | 0 | 0 | 0 | 0 | 0 | 1 | 0 | 0 | 0 | 0 | 0 | 0 | 0 | 0 | 0 | 0 | W | 31-20 |
| 09/24 | at Ravens | | | | | | | | | | INACTIVE | | | | | | | | 0 | 0 | 0 | 0 | 0 | 0 | W | 22-19+ |
| 10/01 | Rams | | | | | | | | | | INACTIVE | | | | | | | | | | | | | | L | 23-29+ |
| 10/08 | Titans | P | 0 | 0 | 0 | 0.0 | 0.0 | 0 | 0 | 0 | 0 | 0 | 0 | 0 | 0 | 0 | 0 | 0 | 0 | 0 | 0 | 0 | 0 | 0 | W | 23-16 |
| 10/15 | at Jaguars | P | 0 | 0 | 0 | 0.0 | 0.0 | 0 | 0 | 0 | 0 | 0 | 0 | 0 | 0 | 0 | 0 | 0 | 0 | 0 | 0 | 0 | 0 | 0 | L | 20-37 |
| 10/22 | Browns | P | 3 | 3 | 0 | 0.0 | 0.0 | 0 | 0 | 0 | 0 | 0 | 0 | 1 | 0 | 0 | 0 | 0 | 0 | 0 | 0 | 0 | 0 | 0 | L | 38-39 |
| 2023 TOTALS | | | 5-1 | 10 | 9 | 1 | 0.0 | 0.0 | 0 | 0 | 0 | 0 | 0 | 0 | 2 | 0 | 0 | 0 | 0 | 0 | 0 | 0 | 0 | 0 | 0 | 3-4 |

+ - Overtime

32 JULIAN BLACKMON

SAFETY



JULIAN BLACKMON: SELECTED BY THE COLTS IN THE THIRD ROUND (85TH OVERALL) OF THE 2020 NFL DRAFT.



6-0 • 202 LBS

NFL EXP: 4

(4TH YEAR WITH THE COLTS)

BORN: 8/24/98



COLLEGE:
UTAH

4TH-AND-SHORT

- In his first three seasons, he saw action in 35 games (31 starts) and tallied 119 tackles (93 solo), 7.0 tackles for loss, 1.0 sack, nine passes defended, three interceptions (one returned for a touchdown), two forced fumbles, one fumble recovery and three special teams stops.
- In Week 11 of 2020 vs. GB, he forced a fumble in overtime that led to a Colts' win.
- Had the most passes defended by a Colts player in their first five games since at least 1999.

DOWN THE STRETCH

What is on your bucket list: I'm trying to skydive.

Do you have any pets: I have a Siberian Husky named Achilles.

Do you have any nicknames: Juice, JumpManJu

What is the best advice you've been given Many are called, few are chosen. Be thankful for everything. Regret nothing.

Who was your favorite athlete growing up: Michael Jordan

Who is your favorite artist: Young Thug, J. Cole and Roddy Ricch

What is your favorite food: Steak

What is your favorite TV show: "Stranger Things"

What is your favorite movie: "Major Payne"

What are your pet peeves: Disrespectful people

Do you have any hidden talents: I can sing, I've got pipes.

What is one thing you can't live without: Socks

What are your hobbies off the field: Making music, playing basketball and fishing

 @JumpManJu32

 @jumpmanjuice



MAKING THE SWITCH

After excelling at cornerback and earning Second Team All-Pac-12 honors in back-to-back seasons, Blackmon switched to safety for his senior year. He wanted to help the team wherever he could and made the decision to bring it up to the coaches. "I felt like playing safety was one of my better fits," Blackmon said. "So I came to the coaches and I asked them if I could move just because I felt like we had a lot of guys that could play corner." He ended up starting 12 games and totaled 60 tackles (41 solo), eight passes defended, a team-high four interceptions and tied for a team-high with two forced fumbles on his way to Second Team All-America recognition and First Team All-Pac-12 honors.

NFL HIGHLIGHTS

- In four seasons with Indianapolis (2020-23), he has competed in 42 games (38 starts) and has tallied 169 tackles (128 solo), 11.0 tackles for loss, 1.0 sack, 12 passes defended, five interceptions (one returned for a touchdown), two forced fumbles, one fumble recovery and seven special teams stops.
- Has started all seven games in 2023 and has compiled 50 tackles (35 solo), 4.0 tackles for loss, three passes defended and two interceptions. In Week 2 at HOU, he tallied 10 tackles (seven solo). In Week 3 at BAL, he registered 12 tackles (six solo) and 1.0 tackle for loss. In Week 5 vs. TEN, he collected five tackles (four solo), one pass defended and one interception. In Week 7 vs. CLE, he totaled five tackles (four solo), 2.0 tackles for loss, two passes defended and one interception.
- In 2022, he appeared in 14 games (11 starts) and recorded 46 tackles (33 solo), 2.0 tackles for loss, 1.0 sack, two passes defended, one interception returned for a touchdown and one fumble recovery. He also added four special teams stops. In Week 15 at Minnesota, he recorded four tackles (two solo), one pass defended and one interception returned for a touchdown.
- Started six games in 2021 and compiled 31 tackles (25 solo), 2.0 tackles for loss, one pass defended, one forced fumble and three special teams stops. In Week 3 at Tennessee, he tallied a single-game career-high 11 solo tackles. In Week 5 at Baltimore, he accumulated four tackles (three solo), one forced fumble and two special teams stops. Placed on the Injured Reserve list on Oct. 23, 2021.
- In 2020, he appeared in 15 games (14 starts) and recorded 42 tackles (35 solo), 3.0 tackles for loss, six passes defended, two interceptions and one forced fumble. In Week 4 at Chicago, he tallied one solo tackle, three passes defended and his first career interception. In Week 6 vs. Cincinnati, he recorded two solo tackles, one pass defended and a game-clinching interception. Since at least 1999, his six passes defended are the most by a Colts player in their first five games. In Week 11 vs. Green Bay, he registered five solo tackles and one forced fumble. The forced fumble was on the Packers' first possession of overtime, which

NFL HIGHLIGHTS CONT...

led to the game-winning kick by Rodrigo Blankenship. Started one postseason contest and tallied five solo tackles.

COLLEGE HIGHLIGHTS

- Appeared in 48 games (39 starts) at Utah (2016-19) and totaled 158 tackles (118 solo), 8.5 tackles for loss, 1.5 sacks, 29 passes defended, nine interceptions and two forced fumbles.
- In 2019, he earned Second Team All-America recognition and First Team All-Pac 12 honors as well as First Team All-America honors from *Sports Illustrated*, *The Athletic* and Pro Football Focus after he started 12 games and tallied 60 tackles (41 solo), 4.0 tackles for loss, 1.5 sacks, eight passes defended, a team-high four interceptions and tied for a team-high with two forced fumbles. In his first season at strong safety, he tied for the Pac-12 lead in interceptions (four). He was a finalist for the Polynesian Player of the Year. Named Pac-12 Defensive Player of the Week after recording a career-high 12 tackles (nine solo), 1.5 tackles for loss, 1.5 sacks, one interception and one forced fumble vs. UCLA.
- As a junior, he received Second Team All-Pac-12 honors after he started all 14 games at cornerback and totaled 48 tackles (38 solo), 4.0 tackles for loss, a team-high 11 passes defended and one interception. His 11 passes defended ranked fifth in the Pac-12. Recorded a season-high seven tackles (four solo) and one pass defended against Washington in the Pac-12 Championship.
- In 2017, he earned Second Team All-Pac-12 honors after he started all 14 games and totaled 48 tackles (38 solo), half a tackle for loss and had team highs in passes defended (10) and interceptions (four). In the Pac-12, his passes defended tied for third most and his interceptions ranked ninth. Named the MVP of the Heart of Dallas Bowl after he recorded two solo tackles and two interceptions. He was selected to The Associated Press and ESPN All-Bowl teams and also received Pac-12 All-Academic honorable mention honors.
- As a true freshman, he saw action in nine games on special teams and defense and tallied two tackles. He also contributed two kickoff returns for 26 yards.



PERSONAL

- Attended Layton (Utah) High School and was a two-time Second Team All-Region selection after recording 52 tackles, six interceptions and 51 receptions for 940 yards and nine touchdowns for his career.
- He played both wide receiver and cornerback.
- Rated a three-star wide receiver by *Rivals*.
- Also played basketball and helped his team win the 2015 5A Utah State Championship and earned first-team All-State honors as a senior.
- Also ran track.
- He gave up Division I offers to play point guard for football.
- Participated in the NFL's My Cause My Cleats initiative and represented ShelterKids (2020).
- In 2020, he participated in multiple Colts' mobile pantry distributions and also met with kids from Riley Hospital for Children virtually.
- Majored in sociology.
- A native of Layton, Utah.

JULIAN BLACKMON'S - NFL REGULAR SEASON STATISTICS

| DATE | TEAM | GP | GS | TACKLES | | | | | | | | INTERCEPTIONS | | | | | FUMBLES | | | | ST | | | | MISC | | |
|--------|-------|----|----|---------|-----|----|-----|-----|-----|-----|-----|---------------|-----|-----|----|----|---------|----|----|-----|----|---|---|----|------|---|---|
| | | | | TK | S | A | TFL | YDS | SK | YDS | QBH | NO | YDS | LG | TD | PD | FF | FR | TD | YDS | TK | S | A | FF | FR | S | A |
| 2020 | Colts | 15 | 14 | 42 | 35 | 7 | 3 | 7 | 0.0 | 0.0 | 0 | 2 | 19 | 15 | 0 | 6 | 1 | 0 | 0 | 0 | 0 | 0 | 0 | 0 | 0 | 0 | 0 |
| 2021 | Colts | 6 | 6 | 31 | 25 | 6 | 2 | 4 | 0.0 | 0.0 | 0 | 0 | 0 | 0 | 0 | 1 | 1 | 0 | 0 | 0 | 3 | 2 | 1 | 0 | 0 | 0 | 0 |
| 2022 | Colts | 14 | 11 | 46 | 33 | 13 | 2 | 10 | 1.0 | 0.0 | 1 | 1 | 17 | 17t | 1 | 2 | 0 | 1 | 0 | 34 | 4 | 3 | 1 | 0 | 0 | 0 | 0 |
| 2023 | Colts | 7 | 7 | 50 | 35 | 15 | 4 | 11 | 0.0 | 0.0 | 0 | 2 | 10 | 10 | 0 | 3 | 0 | 0 | 0 | 0 | 0 | 0 | 0 | 0 | 0 | 0 | 0 |
| TOTALS | | 42 | 38 | 169 | 128 | 41 | 11 | 32 | 1.0 | 0.0 | 1 | 5 | 46 | 17T | 1 | 12 | 2 | 1 | 0 | 34 | 7 | 5 | 2 | 0 | 0 | 0 | 0 |

JULIAN BLACKMON'S - NFL POSTSEASON STATISTICS

| DATE | TEAM | GP | GS | TACKLES | | | | | | | | INTERCEPTIONS | | | | | FUMBLES | | | | ST | | | | MISC | | |
|--------|-------|----|----|---------|---|---|-----|-----|-----|-----|-----|---------------|-----|----|----|----|---------|----|----|-----|----|---|---|----|------|---|---|
| | | | | TK | S | A | TFL | YDS | SK | YDS | QBH | NO | YDS | LG | TD | PD | FF | FR | TD | YDS | TK | S | A | FF | FR | S | A |
| 2020 | Colts | 1 | 1 | 5 | 5 | 0 | 0 | 0 | 0.0 | 0.0 | 0 | 0 | 0 | 0 | 0 | 0 | 0 | 0 | 0 | 0 | 0 | 0 | 0 | 0 | 0 | 0 | 0 |
| TOTALS | | 1 | 1 | 5 | 5 | 0 | 0 | 0 | 0.0 | 0.0 | 0 | 0 | 0 | 0 | 0 | 0 | 0 | 0 | 0 | 0 | 0 | 0 | 0 | 0 | 0 | 0 | 0 |



SINGLE-GAME HIGHS: DEFENSIVE

| | | | |
|------------------------|--|----------------------------------|--|
| Total Tackles | 12 at Baltimore Ravens, Sep 24, 2023 11 at Tennessee Titans, Sep 26, 2021 10 at Houston Texans, Sep 17, 2023 | Fumble Recoveries | 1 vs. Houston Texans, Jan 08, 2023 |
| Solo Tackles | 11 at Tennessee Titans, Sep 26, 2021 7 vs. Los Angeles Rams, Oct 01, 2023 ...1 more at 7. | Tackles For Loss | 2 vs. Cleveland Browns, Oct 22, 2023 1 at Jacksonville Jaguars, Oct 15, 2023 ...8 more at 1. |
| Sacks | 1.0 at New England Patriots, Nov 06, 2022 | Interceptions | 1 vs. Tennessee Titans, Oct 08, 2023 ...3 more at 1. |
| Passes Defensed | 3 at Chicago Bears, Oct 04, 2020 2 vs. Cleveland Browns, Oct 22, 2023 ...1 more at 2. | Interception Return Yards | 15 at Chicago Bears, Oct 04, 2020 4 vs. Cincinnati Bengals, Oct 18, 2020 2 at Baltimore Ravens, Oct 11, 2021 |
| Forced Fumbles | 1 at Baltimore Ravens, Oct 11, 2021 ...1 more at 1. | Special Teams Tackles | 1 at New England Patriots, Nov 06, 2022 ...4 more at 1. |

SINGLE-GAME HIGHS - POSTSEASON: DEFENSIVE

| | | | |
|----------------------|----------------------------------|---------------------|----------------------------------|
| Total Tackles | 5 at Buffalo Bills, Jan 09, 2021 | Solo Tackles | 5 at Buffalo Bills, Jan 09, 2021 |
|----------------------|----------------------------------|---------------------|----------------------------------|

2020 GAME-BY-GAME REGULAR-SEASON STATISTICS (COLTS)

| | | | TACKLES | | | | | | | INTERCEPTIONS | | | | FUMBLES | | | | ST | | | MISC | | | | | | | | |
|-------------|-------------|-----|---------|----|----|-----|-----|-----|-----|---------------|----------|-----|----|---------|----|----|----|----|-----|----|------|---|----|----|---|---|-----|-------|--------|
| DATE | OPPONENT | P/S | TK | S | A | SK | YDS | TFL | YDS | QBH | NO | YDS | LG | TD | PD | FF | FR | TD | YDS | TK | S | A | FF | FR | S | A | W/L | SCORE | |
| 09/13 | at Jaguars | | | | | | | | | | INACTIVE | | | | | | | | | | | | | | | | L | 20-27 | |
| 09/20 | Vikings | P | 2 | 2 | 0 | 0.0 | 0.0 | 0 | 0 | 0 | 0 | 0 | 0 | 0 | 2 | 0 | 0 | 0 | 0 | 0 | 0 | 0 | 0 | 0 | 0 | 0 | 0 | W | 28-11 |
| 09/27 | Jets | S | 1 | 1 | 0 | 0.0 | 0.0 | 0 | 0 | 0 | 0 | 0 | 0 | 0 | 0 | 0 | 0 | 0 | 0 | 0 | 0 | 0 | 0 | 0 | 0 | 0 | W | 36-7 | |
| 10/04 | at Bears | S | 1 | 1 | 0 | 0.0 | 0.0 | 0 | 0 | 0 | 0 | 1 | 15 | 15 | 0 | 3 | 0 | 0 | 0 | 0 | 0 | 0 | 0 | 0 | 0 | 0 | 0 | W | 19-11 |
| 10/11 | at Browns | S | 4 | 3 | 1 | 0.0 | 0.0 | 0 | 0 | 0 | 0 | 0 | 0 | 0 | 0 | 0 | 0 | 0 | 0 | 0 | 0 | 0 | 0 | 0 | 0 | 0 | 0 | L | 23-32 |
| 10/18 | Bengals | S | 2 | 2 | 0 | 0.0 | 0.0 | 0 | 0 | 0 | 0 | 1 | 4 | 4 | 0 | 1 | 0 | 0 | 0 | 0 | 0 | 0 | 0 | 0 | 0 | 0 | 0 | W | 31-27 |
| 11/01 | at Lions | S | 4 | 3 | 1 | 0.0 | 0.0 | 0 | 0 | 0 | 0 | 0 | 0 | 0 | 0 | 0 | 0 | 0 | 0 | 0 | 0 | 0 | 0 | 0 | 0 | 0 | 0 | W | 41-21 |
| 11/08 | Ravens | S | 3 | 3 | 0 | 0.0 | 0.0 | 1 | 1 | 0 | 0 | 0 | 0 | 0 | 0 | 0 | 0 | 0 | 0 | 0 | 0 | 0 | 0 | 0 | 0 | 0 | 0 | L | 10-24 |
| 11/12 | at Titans | S | 4 | 3 | 1 | 0.0 | 0.0 | 1 | 4 | 0 | 0 | 0 | 0 | 0 | 0 | 0 | 0 | 0 | 0 | 0 | 0 | 0 | 0 | 0 | 0 | 0 | 0 | W | 34-17 |
| 11/22 | Packers | S | 5 | 5 | 0 | 0.0 | 0.0 | 0 | 0 | 0 | 0 | 0 | 0 | 0 | 0 | 1 | 0 | 0 | 0 | 0 | 0 | 0 | 0 | 0 | 0 | 0 | 0 | W | 34-31+ |
| 11/29 | Titans | S | 2 | 1 | 1 | 0.0 | 0.0 | 0 | 0 | 0 | 0 | 0 | 0 | 0 | 0 | 0 | 0 | 0 | 0 | 0 | 0 | 0 | 0 | 0 | 0 | 0 | 0 | L | 26-45 |
| 12/06 | at Texans | S | 4 | 3 | 1 | 0.0 | 0.0 | 0 | 0 | 0 | 0 | 0 | 0 | 0 | 0 | 0 | 0 | 0 | 0 | 0 | 0 | 0 | 0 | 0 | 0 | 0 | 0 | W | 26-20 |
| 12/13 | at Raiders | S | 2 | 1 | 1 | 0.0 | 0.0 | 0 | 0 | 0 | 0 | 0 | 0 | 0 | 0 | 0 | 0 | 0 | 0 | 0 | 0 | 0 | 0 | 0 | 0 | 0 | 0 | W | 44-27 |
| 12/20 | Texans | S | 1 | 0 | 1 | 0.0 | 0.0 | 0 | 0 | 0 | 0 | 0 | 0 | 0 | 0 | 0 | 0 | 0 | 0 | 0 | 0 | 0 | 0 | 0 | 0 | 0 | 0 | W | 27-20 |
| 12/27 | at Steelers | S | 2 | 2 | 0 | 0.0 | 0.0 | 0 | 0 | 0 | 0 | 0 | 0 | 0 | 0 | 0 | 0 | 0 | 0 | 0 | 0 | 0 | 0 | 0 | 0 | 0 | 0 | L | 24-28 |
| 01/03 | Jaguars | S | 5 | 5 | 0 | 0.0 | 0.0 | 1 | 2 | 0 | 0 | 0 | 0 | 0 | 0 | 0 | 0 | 0 | 0 | 0 | 0 | 0 | 0 | 0 | 0 | 0 | 0 | W | 28-14 |
| 2020 TOTALS | | | 15-14 | 42 | 35 | 7 | 0.0 | 0.0 | 3 | 7 | 0 | 2 | 19 | 15 | 0 | 6 | 1 | 0 | 0 | 0 | 0 | 0 | 0 | 0 | 0 | 0 | 0 | 11-5 | |

+ - Overtime

2021 GAME-BY-GAME REGULAR-SEASON STATISTICS (COLTS)

| | | | TACKLES | | | | | | | INTERCEPTIONS | | | | FUMBLES | | | ST | | | MISC | | | | | | | | | |
|--------------|--------------|-----|---------|----|---|-----|-----|-----|-----|---------------|-----------------|-----|----|---------|----|----|----|----|-----|------|---|---|----|----|---|---|-----|--------|--|
| DATE | OPPONENT | P/S | TK | S | A | SK | YDS | TFL | YDS | QBH | NO | YDS | LG | TD | PD | FF | FR | TD | YDS | TK | S | A | FF | FR | S | A | W/L | SCORE | |
| 09/12 | Seahawks | S | 5 | 3 | 2 | 0.0 | 0.0 | 1 | 3 | 0 | 0 | 0 | 0 | 0 | 0 | 0 | 0 | 0 | 0 | 0 | 0 | 0 | 0 | 0 | 0 | 0 | L | 16-28 | |
| 09/19 | Rams | S | 4 | 2 | 2 | 0.0 | 0.0 | 0 | 0 | 0 | 0 | 0 | 0 | 0 | 1 | 0 | 0 | 0 | 0 | 0 | 0 | 0 | 0 | 0 | 0 | 0 | L | 24-27 | |
| 09/26 | at Titans | S | 11 | 11 | 0 | 0.0 | 0.0 | 0 | 0 | 0 | 0 | 0 | 0 | 0 | 0 | 0 | 0 | 0 | 0 | 0 | 0 | 0 | 0 | 0 | 0 | 0 | L | 16-25 | |
| 10/03 | at Dolphins | S | 3 | 2 | 1 | 0.0 | 0.0 | 0 | 0 | 0 | 0 | 0 | 0 | 0 | 0 | 0 | 0 | 0 | 0 | 0 | 0 | 0 | 0 | 0 | 0 | 0 | W | 27-17 | |
| 10/11 | at Ravens | S | 4 | 3 | 1 | 0.0 | 0.0 | 0 | 0 | 0 | 0 | 0 | 0 | 0 | 0 | 1 | 0 | 0 | 0 | 2 | 1 | 1 | 0 | 0 | 0 | 0 | L | 25-31+ | |
| 10/17 | Texans | S | 4 | 4 | 0 | 0.0 | 0.0 | 1 | 1 | 0 | 0 | 0 | 0 | 0 | 0 | 0 | 0 | 0 | 0 | 1 | 1 | 0 | 0 | 0 | 0 | 0 | W | 31-3 | |
| 10/24 | at 49ers | | | | | | | | | | INJURED RESERVE | | | | | | | | | | | | | | | | W | 30-18 | |
| 10/31 | Titans | | | | | | | | | | INJURED RESERVE | | | | | | | | | | | | | | | | L | 31-34+ | |
| 11/04 | Jets | | | | | | | | | | INJURED RESERVE | | | | | | | | | | | | | | | | W | 45-30 | |
| 11/14 | Jaguars | | | | | | | | | | INJURED RESERVE | | | | | | | | | | | | | | | | W | 23-17 | |
| 11/21 | at Bills | | | | | | | | | | INJURED RESERVE | | | | | | | | | | | | | | | | W | 41-15 | |
| 11/28 | Buccaneers | | | | | | | | | | INJURED RESERVE | | | | | | | | | | | | | | | | L | 31-38 | |
| 12/05 | at Texans | | | | | | | | | | INJURED RESERVE | | | | | | | | | | | | | | | | W | 31-0 | |
| 12/18 | Patriots | | | | | | | | | | INJURED RESERVE | | | | | | | | | | | | | | | | W | 27-17 | |
| 12/25 | at Cardinals | | | | | | | | | | INJURED RESERVE | | | | | | | | | | | | | | | | W | 22-16 | |
| 01/02 | Raiders | | | | | | | | | | INJURED RESERVE | | | | | | | | | | | | | | | | L | 20-23 | |
| 01/09 | at Jaguars | | | | | | | | | | INJURED RESERVE | | | | | | | | | | | | | | | | L | 11-26 | |
| 2021 TOTALS | | 6-6 | 31 | 25 | 6 | 0.0 | 0.0 | 2 | 4 | 0 | 0 | 0 | 0 | 0 | 1 | 1 | 0 | 0 | 0 | 3 | 2 | 1 | 0 | 0 | 0 | 0 | 0 | 9-8 | |
| + - Overtime | | | | | | | | | | | | | | | | | | | | | | | | | | | | | |

+ - Overtime



2022 GAME-BY-GAME REGULAR-SEASON STATISTICS (COLTS)

| DATE | OPPONENT | P/S | TACKLES | | | | | | | INTERCEPTIONS | | | | FUMBLES | | | | ST | | | | MISC | | W/L | SCORE | | | |
|-------------|-------------|-----|---------|----|----|-----|-----|-----|-----|---------------|---------------------------|-----|----|---------|----|----|----|----|-----|----|---|------|----|-----|-------|----|--------|---|
| | | | TK | S | A | SK | YDS | TFL | YDS | QBH | NO | YDS | LG | TD | PD | FF | FR | TD | YDS | TK | S | A | FF | | | FR | S | A |
| 09/11 | at Texans | S | 1 | 1 | 0 | 0.0 | 0.0 | 0 | 0 | 0 | 0 | 0 | 0 | 0 | 0 | 0 | 0 | 0 | 0 | 0 | 0 | 0 | 0 | 0 | 0 | T | 20-20 | |
| 09/18 | at Jaguars | S | 1 | 0 | 1 | 0.0 | 0.0 | 0 | 0 | 0 | 0 | 0 | 0 | 1 | 0 | 0 | 0 | 0 | 0 | 0 | 0 | 0 | 0 | 0 | 0 | L | 0-24 | |
| 09/25 | Chiefs | S | 0 | 0 | 0 | 0.0 | 0.0 | 0 | 0 | 0 | 0 | 0 | 0 | 0 | 0 | 0 | 0 | 0 | 1 | 1 | 0 | 0 | 0 | 0 | 0 | W | 20-17 | |
| 10/02 | Titans | | | | | | | | | | INACTIVE | | | | | | | | | | | | | | | L | 17-24 | |
| 10/06 | at Broncos | | | | | | | | | | INACTIVE | | | | | | | | | | | | | | | W | 12-9+ | |
| 10/16 | Jaguars | | | | | | | | | | DID NOT PLAY (NON-INJURY) | | | | | | | | | | | | | | | W | 34-27 | |
| 10/23 | at Titans | P | 2 | 2 | 0 | 0.0 | 0.0 | 0 | 0 | 0 | 0 | 0 | 0 | 0 | 0 | 0 | 0 | 0 | 1 | 1 | 0 | 0 | 0 | 0 | 0 | L | 10-19 | |
| 10/30 | Commanders | P | 2 | 2 | 0 | 0.0 | 0.0 | 0 | 0 | 0 | 0 | 0 | 0 | 0 | 0 | 0 | 0 | 0 | 1 | 1 | 0 | 0 | 0 | 0 | 0 | L | 16-17 | |
| 11/06 | at Patriots | P | 3 | 2 | 1 | 1.0 | 0.0 | 0 | 0 | 1 | 0 | 0 | 0 | 0 | 0 | 0 | 0 | 0 | 1 | 0 | 1 | 0 | 0 | 0 | 0 | L | 3-26 | |
| 11/13 | at Raiders | S | 1 | 1 | 0 | 0.0 | 0.0 | 0 | 0 | 0 | 0 | 0 | 0 | 0 | 0 | 0 | 0 | 0 | 0 | 0 | 0 | 0 | 0 | 0 | 0 | W | 25-20 | |
| 11/20 | Eagles | S | 5 | 4 | 1 | 0.0 | 0.0 | 1 | 8 | 0 | 0 | 0 | 0 | 0 | 0 | 0 | 0 | 0 | 0 | 0 | 0 | 0 | 0 | 0 | 0 | L | 16-17 | |
| 11/28 | Steelers | S | 4 | 2 | 2 | 0.0 | 0.0 | 0 | 0 | 0 | 0 | 0 | 0 | 0 | 0 | 0 | 0 | 0 | 0 | 0 | 0 | 0 | 0 | 0 | 0 | L | 17-24 | |
| 12/04 | at Cowboys | S | 3 | 3 | 0 | 0.0 | 0.0 | 0 | 0 | 0 | 0 | 0 | 0 | 0 | 0 | 0 | 0 | 0 | 0 | 0 | 0 | 0 | 0 | 0 | 0 | L | 19-54 | |
| 12/17 | at Vikings | S | 4 | 2 | 2 | 0.0 | 0.0 | 0 | 0 | 0 | 1 | 17 | 17 | 1 | 1 | 0 | 0 | 0 | 0 | 0 | 0 | 0 | 0 | 0 | 0 | L | 36-39+ | |
| 12/26 | Chargers | S | 9 | 5 | 4 | 0.0 | 0.0 | 0 | 0 | 0 | 0 | 0 | 0 | 0 | 0 | 0 | 0 | 0 | 0 | 0 | 0 | 0 | 0 | 0 | 0 | L | 3-20 | |
| 01/01 | at Giants | S | 3 | 3 | 0 | 0.0 | 0.0 | 0 | 0 | 0 | 0 | 0 | 0 | 0 | 0 | 0 | 0 | 0 | 0 | 0 | 0 | 0 | 0 | 0 | 0 | L | 10-38 | |
| 01/08 | Texans | S | 8 | 6 | 2 | 0.0 | 0.0 | 1 | 2 | 0 | 0 | 0 | 0 | 0 | 0 | 0 | 1 | 0 | 34 | 0 | 0 | 0 | 0 | 0 | 0 | L | 31-32 | |
| 2022 TOTALS | | | 14-11 | 46 | 33 | 13 | 1.0 | 0.0 | 2 | 10 | 1 | 1 | 17 | 17 | 1 | 2 | 0 | 1 | 0 | 34 | 4 | 3 | 1 | 0 | 0 | 0 | 4-12-1 | |

+ - Overtime

2023 GAME-BY-GAME REGULAR-SEASON STATISTICS (COLTS)

| DATE | OPPONENT | P/S | TACKLES | | | | | | | INTERCEPTIONS | | | | FUMBLES | | | ST | | | MISC | | W/L | SCORE | | | | |
|-------------|------------|-----|---------|----|----|-----|-----|-----|-----|---------------|----|-----|----|---------|----|----|----|----|-----|------|---|-----|-------|---|----|--------|---|
| | | | TK | S | A | SK | YDS | TFL | YDS | QBH | NO | YDS | LG | TD | PD | FF | FR | TD | YDS | TK | S | | | A | FF | FR | S |
| 09/10 | Jaguars | S | 5 | 3 | 2 | 0.0 | 0.0 | 0 | 0 | 0 | 0 | 0 | 0 | 0 | 0 | 0 | 0 | 0 | 0 | 0 | 0 | 0 | 0 | 0 | L | 21-31 | |
| 09/17 | at Texans | S | 10 | 7 | 3 | 0.0 | 0.0 | 0 | 0 | 0 | 0 | 0 | 0 | 0 | 0 | 0 | 0 | 0 | 0 | 0 | 0 | 0 | 0 | 0 | W | 31-20 | |
| 09/24 | at Ravens | S | 12 | 6 | 6 | 0.0 | 0.0 | 1 | 2 | 0 | 0 | 0 | 0 | 0 | 0 | 0 | 0 | 0 | 0 | 0 | 0 | 0 | 0 | 0 | W | 22-19+ | |
| 10/01 | Rams | S | 9 | 7 | 2 | 0.0 | 0.0 | 0 | 0 | 0 | 0 | 0 | 0 | 0 | 0 | 0 | 0 | 0 | 0 | 0 | 0 | 0 | 0 | 0 | L | 23-29+ | |
| 10/08 | Titans | S | 5 | 4 | 1 | 0.0 | 0.0 | 0 | 0 | 1 | 10 | 10 | 0 | 1 | 0 | 0 | 0 | 0 | 0 | 0 | 0 | 0 | 0 | 0 | W | 23-16 | |
| 10/15 | at Jaguars | S | 4 | 4 | 0 | 0.0 | 0.0 | 1 | 0 | 0 | 0 | 0 | 0 | 0 | 0 | 0 | 0 | 0 | 0 | 0 | 0 | 0 | 0 | 0 | L | 20-37 | |
| 10/22 | Browns | S | 5 | 4 | 1 | 0.0 | 0.0 | 2 | 9 | 0 | 1 | 0 | 0 | 2 | 0 | 0 | 0 | 0 | 0 | 0 | 0 | 0 | 0 | 0 | L | 38-39 | |
| 2023 TOTALS | | | 7-7 | 50 | 35 | 15 | 0.0 | 0.0 | 4 | 11 | 0 | 2 | 10 | 10 | 0 | 3 | 0 | 0 | 0 | 0 | 0 | 0 | 0 | 0 | 0 | 3-4 | |

+ - Overtime

2020 GAME-BY-GAME POSTSEASON STATISTICS (COLTS)

| | | | TACKLES | | | | | | | INTERCEPTIONS | | | | | FUMBLES | | | | ST | | | | MISC | | | | | |
|-------------|----------|-----|---------|---|---|-----|-----|-----|-----|---------------|----|-----|----|----|---------|----|----|----|-----|----|---|---|------|----|---|---|-----|-------|
| DATE | OPPONENT | P/S | TK | S | A | SK | YDS | TFL | YDS | QBH | NO | YDS | LG | TD | PD | FF | FR | TD | YDS | TK | S | A | FF | FR | S | A | W/L | SCORE |
| 01/09 | at Bills | S | 5 | 5 | 0 | 0.0 | 0.0 | 0 | 0 | 0 | 0 | 0 | 0 | 0 | 0 | 0 | 0 | 0 | 0 | 0 | 0 | 0 | 0 | 0 | 0 | 0 | L | 24-27 |
| 2020 TOTALS | | | 1-1 | 5 | 5 | 0 | 0.0 | 0.0 | 0 | 0 | 0 | 0 | 0 | 0 | 0 | 0 | 0 | 0 | 0 | 0 | 0 | 0 | 0 | 0 | 0 | 0 | 0-1 | |

68 IKE BOETTGER

GUARD

(BUTT-gun)



IKE BOETTGER: SIGNED TO THE COLTS PRACTICE SQUAD ON SEPTEMBER 12, 2023.

6-6• 313 LBS
NFL EXP: 6
(1ST YEAR WITH THE COLTS)
BORN: 10/5/94



COLLEGE:
IOWA

4TH-AND-SHORT

- In his first five seasons he has appeared in 34 career games (17 starts) in his time with the Bills (2018-22) and (2018). Boettger has also started three postseason contests.
- 2016 Honorable Mention All-Big Ten.
- All-state, all-conference and all-metro at Cedar Falls (Iowa) High School.
- Played quarterback, wide receiver, tight end and defensive back in high school.

NFL HIGHLIGHTS

- Has appeared in 36 career games (17 starts) in his time with the Colts (2023), Bills (2018-23) and Chiefs (2018). He has also started three postseason contests.
- In 2023, he has played in two games.
- Saw action in one game in 2022. Spent most of the season on PUP (Achilles).
- In 2021, he appeared in 15 games (10 starts) at left guard. He was part of an offensive line that gave up the second-fewest sacks (27) and ranked sixth in rushing (2,209 yards).
- He competed in 12 games (seven starts) at left guard in 2020. Made his first start at left guard in Week 7 at the New York Jets. Protected Quarterback Josh Allen who ranked fifth in passing (4,544 yards). Started three postseason contests.
- Saw action in two games in 2019.
- In 2018, he appeared in four games.





COLLEGE HIGHLIGHTS

- Appeared in 30 games (22 starts) at Iowa (2013-18).
- In 2017 as a senior, he started two games.
- Started 12 games as a redshirt junior in 2016 and earned Honorable Mention All-Big Ten honors by the coaches and media.
- Played in eight games (seven starts) in 2015 as a redshirt sophomore.
- Saw action in eight games (one start) as a redshirt freshman in 2014 and was named to the Academic All-Big Ten team.
- Redshirted in 2013.

PERSONAL

- Attended Cedar Falls (Iowa) High School.
- Selected to the 2013 Iowa Shrine Game.
- 2013 all-state, all-conference and all-metro.
- Played quarterback, wide receiver, tight end and defensive back.
- Earned a degree in enterprise leadership.
- A native of Cedar Falls, Iowa.

ADDITIONAL TRANSACTIONS

- Waived by the Buffalo Bills on August 29, 2023.
- Claimed off waivers (Kansas City Chiefs) by Buffalo on September 12, 2018.
- Waived by the Chiefs on September 11, 2018.
- Claimed off waivers (Buffalo) by Kansas City on September 2, 2018.
- Waived by the Bills on September 1, 2018.
- Signed by Buffalo as an undrafted free agent on May 11, 2018.

IKE BOETTGER'S - NFL REGULAR SEASON STATISTICS

| DATE | TEAM | GP | GS |
|--|--------|----|----|
| 2018 | Chiefs | 0 | 0 |
| Went from Kansas City to Buffalo . | | | |
| 2018 | Bills | 4 | 0 |
| 2018 | TOTAL | 4 | 0 |
| 2019 | Bills | 2 | 0 |
| 2020 | Bills | 12 | 7 |
| 2021 | Bills | 15 | 10 |
| 2022 | Bills | 1 | 0 |
| 2023 | Colts | 2 | 0 |
| TOTALS | | 36 | 17 |

IKE BOETTGER'S - NFL POSTSEASON STATISTICS

| DATE | TEAM | GP | GS |
|--------|-------|----|----|
| 2019 | Bills | 0 | 0 |
| 2020 | Bills | 3 | 3 |
| 2021 | Bills | 0 | 0 |
| 2022 | Bills | 0 | 0 |
| TOTALS | | 3 | 3 |



2018 GAME-BY-GAME REGULAR-SEASON STATISTICS (CHIEFS/BILLS)

| DATE | OPPONENT | P/S | | W/L | SCORE |
|-------------|-------------|-----|---|-----|-------|
| 09/09 | at Chargers | | INACTIVE | W | 38-28 |
| | | | Went from Chiefs to Bills . | | |
| 09/16 | Chargers | | INACTIVE | L | 20-31 |
| 09/23 | at Vikings | | INACTIVE | W | 27-6 |
| 09/30 | at Packers | | INACTIVE | L | 0-22 |
| 10/07 | Titans | | INACTIVE | W | 13-12 |
| 10/14 | at Texans | | INACTIVE | L | 13-20 |
| 10/21 | at Colts | | INACTIVE | L | 5-37 |
| 10/29 | Patriots | | INACTIVE | L | 6-25 |
| 11/04 | Bears | | INACTIVE | L | 9-41 |
| 11/11 | at Jets | | INACTIVE | W | 41-10 |
| 11/25 | Jaguars | | INACTIVE | W | 24-21 |
| 12/02 | at Dolphins | P | | L | 17-21 |
| 12/09 | Jets | | INACTIVE | L | 23-27 |
| 12/16 | Lions | P | | W | 14-13 |
| 12/23 | at Patriots | P | | L | 12-24 |
| 12/30 | Dolphins | P | | W | 42-17 |
| 2018 TOTALS | | 4-0 | | 7-9 | |

2019 GAME-BY-GAME REGULAR-SEASON STATISTICS (BILLS)

| DATE | OPPONENT | P/S | | W/L | SCORE |
|-------------|-------------|-----|------------------|------|-------|
| 09/08 | at Jets | | ON INACTIVE LIST | W | 17-16 |
| 09/15 | at Giants | | INACTIVE | W | 28-14 |
| 09/22 | Bengals | | INACTIVE | W | 21-17 |
| 09/29 | Patriots | P | | L | 10-16 |
| 10/06 | at Titans | | INACTIVE | W | 14-7 |
| 10/20 | Dolphins | | INACTIVE | W | 31-21 |
| 10/27 | Eagles | | INACTIVE | L | 13-31 |
| 11/03 | Redskins | | INACTIVE | W | 24-9 |
| 11/10 | at Browns | | INACTIVE | L | 16-19 |
| 11/17 | at Dolphins | | INACTIVE | W | 37-20 |
| 11/24 | Broncos | | INACTIVE | W | 20-3 |
| 11/28 | at Cowboys | | INACTIVE | W | 26-15 |
| 12/08 | Ravens | | INACTIVE | L | 17-24 |
| 12/15 | at Steelers | | INACTIVE | W | 17-10 |
| 12/21 | at Patriots | | INACTIVE | L | 17-24 |
| 12/29 | Jets | P | | L | 6-13 |
| 2019 TOTALS | | 2-0 | | 10-6 | |

2020 GAME-BY-GAME REGULAR-SEASON STATISTICS (BILLS)

| DATE | OPPONENT | P/S | | W/L | SCORE |
|-------------|--------------|------|------------------|------|-------|
| 09/13 | Jets | | ON INACTIVE LIST | W | 27-17 |
| 09/20 | at Dolphins | | ON INACTIVE LIST | W | 31-28 |
| 09/27 | Rams | | ON INACTIVE LIST | W | 35-32 |
| 10/04 | at Raiders | | ON INACTIVE LIST | W | 30-23 |
| 10/13 | at Titans | P | | L | 16-42 |
| 10/19 | Chiefs | P | | L | 17-26 |
| 10/25 | at Jets | S | | W | 18-10 |
| 11/01 | Patriots | P | | W | 24-21 |
| 11/08 | Seahawks | P | | W | 44-34 |
| 11/15 | at Cardinals | S | | L | 30-32 |
| 11/29 | Chargers | P | | W | 27-17 |
| 12/07 | at 49ers | S | | W | 34-24 |
| 12/13 | Steelers | S | | W | 26-15 |
| 12/19 | at Broncos | S | | W | 48-19 |
| 12/28 | at Patriots | S | | W | 38-9 |
| 01/03 | Dolphins | S | | W | 56-26 |
| 2020 TOTALS | | 12-7 | | 13-3 | |



2021 GAME-BY-GAME REGULAR-SEASON STATISTICS (BILLS)

| DATE | OPPONENT | P/S | | W/L | SCORE |
|-------------|---------------|-------|-----------------|------|--------|
| 09/12 | Steelers | P | | L | 16-23 |
| 09/19 | at Dolphins | P | | W | 35-0 |
| 09/26 | Football Team | P | | W | 43-21 |
| 10/03 | Texans | S | | W | 40-0 |
| 10/10 | at Chiefs | P | | W | 38-20 |
| 10/18 | at Titans | P | | L | 31-34 |
| 10/31 | Dolphins | S | | W | 26-11 |
| 11/07 | at Jaguars | S | | L | 6-9 |
| 11/14 | at Jets | S | | W | 45-17 |
| 11/21 | Colts | S | | L | 15-41 |
| 11/25 | at Saints | S | | W | 31-6 |
| 12/06 | Patriots | S | | L | 10-14 |
| 12/12 | at Buccaneers | S | | L | 27-33+ |
| 12/19 | Panthers | S | | W | 31-14 |
| 12/26 | at Patriots | S | | W | 33-21 |
| 01/02 | Falcons | | DID NOT PLAY | W | 29-15 |
| 01/09 | Jets | | INJURED RESERVE | W | 27-10 |
| 2021 TOTALS | | 15-10 | | 11-6 | |

+ - Overtime

2022 GAME-BY-GAME REGULAR-SEASON STATISTICS (BILLS)

| DATE | OPPONENT | P/S | | W/L | SCORE |
|-------------|-------------|-----|------------------|------|--------|
| 09/08 | at Rams | | RESERVED/PUP | W | 31-10 |
| 09/19 | Titans | | RESERVED/PUP | W | 41-7 |
| 09/25 | at Dolphins | | RESERVED/PUP | L | 19-21 |
| 10/02 | at Ravens | | RESERVED/PUP | W | 23-20 |
| 10/09 | Steelers | | RESERVED/PUP | W | 38-3 |
| 10/16 | at Chiefs | | ACTIVE/PUP | W | 24-20 |
| 10/30 | Packers | | ACTIVE/PUP | W | 27-17 |
| 11/06 | at Jets | | ACTIVE/PUP | L | 17-20 |
| 11/13 | Vikings | | ACTIVE/PUP | L | 30-33+ |
| 11/20 | Browns | | ACTIVE/PUP | W | 31-23 |
| 11/24 | at Lions | | ACTIVE/PUP | W | 28-25 |
| 12/01 | at Patriots | | ACTIVE/PUP | W | 24-10 |
| 12/11 | Jets | | ACTIVE/PUP | W | 20-12 |
| 12/17 | Dolphins | | ACTIVE/PUP | W | 32-29 |
| 12/24 | at Bears | P | | W | 35-13 |
| 01/08 | Patriots | | ON INACTIVE LIST | W | 35-23 |
| 2022 TOTALS | | 1-0 | | 13-3 | |

+ - Overtime

2023 GAME-BY-GAME REGULAR-SEASON STATISTICS (COLTS)

| DATE | OPPONENT | P/S | | W/L | SCORE |
|-------------|------------|-----|------------------|-----|--------|
| 09/10 | Jaguars | | NOT ON ROSTER | L | 21-31 |
| 09/17 | at Texans | | PRACTICE SQUAD | W | 31-20 |
| 09/24 | at Ravens | P | | W | 22-19+ |
| 10/01 | Rams | P | | L | 23-29+ |
| 10/08 | Titans | | PRACTICE SQUAD | W | 23-16 |
| 10/15 | at Jaguars | | ON INACTIVE LIST | L | 20-37 |
| 10/22 | Browns | | ON INACTIVE LIST | L | 38-39 |
| 2023 TOTALS | | 2-0 | | 3-4 | |

+ - Overtime

2019 GAME-BY-GAME POSTSEASON STATISTICS (BILLS)

| DATE | OPPONENT | P/S | | W/L | SCORE |
|-------------|-----------|-----|----------|-----|--------|
| 01/04 | at Texans | | INACTIVE | L | 19-22+ |
| 2019 TOTALS | | 0-0 | | 0-1 | |

+ - Overtime



2020 GAME-BY-GAME POSTSEASON STATISTICS (BILLS)

| DATE | OPPONENT | P/S | W/L | SCORE |
|-------------|-----------|-----|-----|-------|
| 01/09 | Colts | S | W | 27-24 |
| 01/16 | Ravens | S | W | 17-3 |
| 01/24 | at Chiefs | S | L | 24-38 |
| 2020 TOTALS | | 3-3 | 2-1 | |

2021 GAME-BY-GAME POSTSEASON STATISTICS (BILLS)

| DATE | OPPONENT | P/S | W/L | SCORE |
|-------------|-----------|------------------------------------|-----|--------|
| 01/15 | Patriots | INJURED RESERVE INJURED RESERVE | W | 47-17 |
| 01/23 | at Chiefs | | L | 36-42+ |
| 2021 TOTALS | | 0-0 | 1-1 | |

+ - Overtime

2022 GAME-BY-GAME POSTSEASON STATISTICS (BILLS)

| DATE | OPPONENT | P/S | W/L | SCORE |
|-------------|----------|----------------------|-----|-------|
| 01/15 | Dolphins | INACTIVE INACTIVE | W | 34-31 |
| 01/22 | Bengals | | L | 10-27 |
| 2022 TOTALS | | 0-0 | 1-1 | |

29 JUJU BRENTS

CORNERBACK



JUJU BRENTS: SELECTED BY THE COLTS IN THE SECOND ROUND (44TH OVERALL) OF THE 2023 NFL DRAFT.

6-3 • 198 LBS
NFL EXP: ROOKIE
BORN: 1/18/00



COLLEGE:
KANSAS STATE

4TH-AND-SHORT

- Played in 46 career games (32 starts) at Kansas State (2021-22) and Iowa (2018-20) and compiled 111 tackles (78 solo), 8.5 tackles for loss, 16 passes defended, six interceptions and one forced fumble.
- Named First Team All-Big 12 in 2022 by the league's coaches and was a Second Team All-Big 12 choice by the Associated Press.
- Garnered Honorable Mention All-Big 12 recognition from the league's coaches in 2021.
- Competed at Warren Central High School in Indianapolis and played for Head Coach Jayson West.

HOMETOWN KID

Brents is one of just four players on the Colts 90-man roster who are from Indianapolis. Before a standout career at Kansas State, Brents prepped at Warren Central High School, just under 13 miles east of Lucas Oil Stadium. Brents is also the only one of the four native to Indianapolis to be drafted by their hometown team. According to the Indy Star, Brents is just the fourth Indianapolis native drafted by the Colts, joining Jeff George, Anthony Johnson and Lamont Warren.

NFL HIGHLIGHTS

- In 2023, he has played in five games (four starts) and has tallied 24 tackles (20 solo), three passes defended, one interception, one forced fumble and one fumble recovery. In Week 3 at BAL, he compiled four solo tackles, one forced fumble and one fumble recovery. In Week 4 vs. LAR, he totaled nine tackles (eight solo). In Week 5 vs. TEN, he collected four tackles (three solo) and one pass defended. In Week 6 at JAX, he tallied seven tackles (five solo), two passes defended and his first career interception.



@Jbrents_18

@jbrents.18



COLLEGE HIGHLIGHTS

- Played in 46 career games (32 starts) at Kansas State (2021-22) and Iowa (2018-20) and compiled 111 tackles (78 solo), 6.5 tackles for loss, 16 passes defended, six interceptions and one forced fumble. Named First Team All-Big 12 in 2022 by the league's coaches and was a Second Team All-Big 12 choice by the Associated Press. He also earned Second Team Academic All-Big 12 honors in 2022. Garnered Honorable Mention All-Big 12 recognition from the league's coaches in 2021.
- In 2022, he earned First Team All-Big 12 accolades after he started all 14 games and finished with 45 tackles (28 solo), 3.5 tackles for loss, eight passes defended, four interceptions and one forced fumble. Led the team in passes defended and interceptions. He ranked 22nd nationally and third in the Big 12 in interceptions, while ranking 12th in the Big 12 in passes defended. In the Sugar Bowl vs. No. 5 Alabama, he finished with two solo tackles. Against TCU in the Big 12 Championship Game, he registered three solo tackles, two passes defended, one interception and one forced fumble. Finished with four tackles (three solo), 1.0 tackle for loss, one pass defended and one interception in a win against Texas Tech.
- In his first season at Kansas State in 2021, he started 13 games and registered 49 tackles (41 solo), 3.0 tackles for loss, three passes defended and one interception.
- Appeared in seven games at Iowa in 2020 and tallied four tackles (one solo) and one pass defended. Garnered Honorable Mention All-Big 12 recognition from the league's coaches.
- In 2019, he played in one game and redshirted.
- As a true freshman in 2018, he saw action in 11 games (five starts) and compiled 13 tackles (eight solo), four passes defended and one interception.

PERSONAL

- Competed at Warren Central High School in Indianapolis and played for Head Coach Jayson West.
- Rated the 28th-best cornerback in the Class of 2018 by *247Sports*.
- Selected as the fourth-best overall prospect in the state of Indiana by *Rivals*, while *247Sports* ranked him fifth.
- Named to the 2017 American Family Insurance ALL-USA Central Indiana High School Football Super Team.
- Earned first team all-conference honors his final three years as a prep and was an all-county choice as a senior and junior.
- Finished his high school career with 63 tackles, 10 passes defended and three interceptions.
- Named a team captain as a senior.
- Also competed in track and field.
- Majored in communication studies in college.
- A native of Indianapolis.

JUJU BRENTS' - NFL REGULAR SEASON STATISTICS

| | | | | TACKLES | | | | | | | | INTERCEPTIONS | | | | | FUMBLES | | | | ST | | | | MISC | | |
|--------|-------|----|----|---------|----|---|-----|-----|-----|-----|-----|---------------|-----|----|----|----|---------|----|----|-----|----|---|---|----|------|---|---|
| DATE | TEAM | GP | GS | TK | S | A | TFL | YDS | SK | YDS | QBH | NO | YDS | LG | TD | PD | FF | FR | TD | YDS | TK | S | A | FF | FR | S | A |
| 2023 | Colts | 5 | 4 | 24 | 20 | 4 | 0 | 0 | 0.0 | 0.0 | 0 | 1 | 0 | 0 | 0 | 3 | 1 | 1 | 0 | 0 | 0 | 0 | 0 | 0 | 0 | 0 | 0 |
| TOTALS | | 5 | 4 | 24 | 20 | 4 | 0 | 0 | 0.0 | 0.0 | 0 | 1 | 0 | 0 | 0 | 3 | 1 | 1 | 0 | 0 | 0 | 0 | 0 | 0 | 0 | 0 | 0 |



SINGLE-GAME HIGHS: DEFENSIVE

| | | | |
|-----------------|---|-------------------|---|
| Total Tackles | 9 vs. Los Angeles Rams, Oct 01, 2023 | Forced Fumbles | 1 at Baltimore Ravens, Sep 24, 2023 |
| | 7 at Jacksonville Jaguars, Oct 15, 2023 | Fumble Recoveries | 1 at Baltimore Ravens, Sep 24, 2023 |
| | 4 vs. Tennessee Titans, Oct 08, 2023 | Interceptions | 1 at Jacksonville Jaguars, Oct 15, 2023 |
| ...1 more at 4. | | | |
| Solo Tackles | 8 vs. Los Angeles Rams, Oct 01, 2023 | | |
| | 5 at Jacksonville Jaguars, Oct 15, 2023 | | |
| | 4 at Baltimore Ravens, Sep 24, 2023 | | |
| Passes Defensed | 2 at Jacksonville Jaguars, Oct 15, 2023 | | |
| | 1 vs. Tennessee Titans, Oct 08, 2023 | | |

2023 GAME-BY-GAME REGULAR-SEASON STATISTICS (COLTS)

| DATE | OPPONENT | P/S | TACKLES | | | | | | | INTERCEPTIONS | | | | FUMBLES | | | | ST | | | | MISC | | W/L | SCORE | | |
|-------------|------------|-----|---------|----|----|-----|-----|-----|-----|---------------|----------|-----|----|---------|----|----|----|----|-----|----|---|------|----|-----|-------|-------|--------|
| | | | TK | S | A | SK | YDS | TFL | YDS | QBH | NO | YDS | LG | TD | PD | FF | FR | TD | YDS | TK | S | A | FF | | | FR | S |
| 09/10 | Jaguars | | | | | | | | | | INACTIVE | | | | | | | | | | | | | | L | 21-31 | |
| 09/17 | at Texans | | | | | | | | | | INACTIVE | | | | | | | | | | | | | | W | 31-20 | |
| 09/24 | at Ravens | P | 4 | 4 | 0 | 0.0 | 0.0 | 0 | 0 | 0 | 0 | 0 | 0 | 0 | 1 | 1 | 0 | 0 | 0 | 0 | 0 | 0 | 0 | 0 | 0 | W | 22-19+ |
| 10/01 | Rams | S | 9 | 8 | 1 | 0.0 | 0.0 | 0 | 0 | 0 | 0 | 0 | 0 | 0 | 0 | 0 | 0 | 0 | 0 | 0 | 0 | 0 | 0 | 0 | 0 | L | 23-29+ |
| 10/08 | Titans | S | 4 | 3 | 1 | 0.0 | 0.0 | 0 | 0 | 0 | 0 | 0 | 0 | 0 | 1 | 0 | 0 | 0 | 0 | 0 | 0 | 0 | 0 | 0 | 0 | W | 23-16 |
| 10/15 | at Jaguars | S | 7 | 5 | 2 | 0.0 | 0.0 | 0 | 0 | 0 | 1 | 0 | 0 | 0 | 2 | 0 | 0 | 0 | 0 | 0 | 0 | 0 | 0 | 0 | 0 | L | 20-37 |
| 10/22 | Browns | S | 0 | 0 | 0 | 0.0 | 0.0 | 0 | 0 | 0 | 0 | 0 | 0 | 0 | 0 | 0 | 0 | 0 | 0 | 0 | 0 | 0 | 0 | 0 | 0 | L | 38-39 |
| 2023 TOTALS | | | 5-4 | 24 | 20 | 4 | 0.0 | 0.0 | 0 | 0 | 0 | 1 | 0 | 0 | 0 | 3 | 1 | 1 | 0 | 0 | 0 | 0 | 0 | 0 | 0 | 0 | 3-4 |

+ - Overtime

38 TONY BROWN

CORNERBACK



TONY BROWN: ORIGINALLY SIGNED
BY THE COLTS AS A FREE AGENT ON MARCH
8, 2022.

6-0 • 199 LBS
NFL EXP: 5
(2ND YEAR WITH THE COLTS)
BORN: 7/13/95



COLLEGE:
ALABAMA

4TH-AND-SHORT

- In his first five seasons, he played in 49 games (four starts) in his time with the Colts (2022), Raiders (2021), Bengals (2020-21), Packers (2018-19) and Los Angeles Chargers (2018) and totaled 51 tackles (40 solo), 4.0 tackles for loss, 1.0 sack, six passes defended, two forced fumbles and 14 special teams stops.
- Also competed in track and field at Alabama and earned First Team All-America honors in the outdoor 110-meter hurdles in 2016 and in the 4x400 meter relay in 2015.
- Represented the United States at the 2013 Pan American Junior Athletic Championships in track and field in Medellin, Columbia.
- Won the 2013 Texas Class 4A state championship in the 110-meter hurdles with a time of 13.40 seconds, which was a 4A state record.

IN HIS BLOOD

For Brown, athleticism runs in the family as both of his parents were Division I athletes at Texas Tech. His mother, Tammy, played basketball and could dunk, earning her the nickname "Skywalker." Brown's father, Tony, played defensive back for the Red Raiders. Both of his sisters also competed in track and field at the Division I level with Bealoved at LSU and Sojourner at Rice. Growing up, not only did Brown shine on the football field, but he was also an international standout on the track. The 2013 Texas Class 4A state champion in the 110-meter hurdles also represented the United States in international competition. He won the 110-meter hurdle race in the 2013 USATF National Junior Olympics and the USATF Junior Nationals. In the 2013 Pan American Junior Athletic Championships in Medellin, Columbia, Brown finished second in the high hurdles. Collegiately, Brown competed in track and field from 2014-17, earning First-Team All-America honors in the 110-meter hurdles in 2016 and was also named a First Team All American in the 4x100-meter relay in 2015.



@2TonyBrown

@tonybapex



NFL HIGHLIGHTS

- Has appeared in 55 career games (four starts) in his time with the Colts (2022-23), Las Vegas Raiders (2021), Cincinnati Bengals (2020-21), Green Bay Packers (2018-19) and Los Angeles Chargers (2018) and has totaled 51 tackles (40 solo), 4.0 tackles for loss, 1.0 sack, one interception, seven passes defended, two forced fumbles and 15 special teams stops.
- In 2023, he has appeared in six games and has recorded one pass defended, one interception and one special teams tackle. In Week 1 vs. JAX, he registered his first career interception and one pass defended.
- Saw action in 16 games in 2022 and registered one solo tackle, 1.0 tackle for loss and 1.0 sack. He also tallied six special teams tackles.
- In 2021, he spent time on the practice squads of the Raiders and Bengals.
- He saw action in 13 games (one start) in 2020 and tallied 11 tackles (seven solo), 2.0 tackles for loss, one pass defended and two special teams stops.
- In 2019, he appeared in nine games and recorded 10 tackles (seven solo) and one special teams tackle.
- He competed in 11 games (three starts) in 2018 and compiled 29 tackles (25 solo), 1.0 tackle for loss, five passes defended and two forced fumbles. He also added five special teams stops.

COLLEGE HIGHLIGHTS

- Appeared in 51 games at Alabama (2014-17) and totaled 89 tackles (58 solo), 5.5 tackles for loss, half a sack, five passes defended, three interceptions and one forced fumble. Part of two National Championship teams (2015 and 2017) with the Crimson Tide.
- As a senior, he appeared in all 14 games and tallied 31 tackles (18 solo), 1.0 tackle for loss, two passes defended and one interception.
- In 2016, he played in 11 games and compiled 32 tackles (21 solo), 2.5 tackles for loss, half a sack and two interceptions.
- As a sophomore, he saw action in 13 games and accumulated 16 tackles (12 solo), 1.0 tackle for loss, two passes defended and one forced fumble.
- In 2014, he appeared in 13 games and recorded 10 tackles (seven solo), 1.0 tackle for loss and one pass defended.

PERSONAL

- Attended Ozen High School in Beaumont, Texas.
- Named a 2014 Under Armour All-America game participant.
- Earned Second Team All-USA accolades by *USA Today* in 2013.
- Listed as the No. 2 cornerback nationally by ESPN, *247Sports* and *Scout.com*.
- Also competed in track and field at Alabama and earned First Team All-America honors in the outdoor 110-meter hurdles in 2016 and in the 4x400 meter relay in 2015.

PERSONAL CONT...

- Represented the United States at the 2013 Pan American Junior Athletic Championships in track and field in Medellin, Columbia.
- Won the 2013 Texas Class 4A state championship in the 110-meter hurdles with a time of 13.40 seconds, which was a 4A state record.
- He won the 110-meter hurdles at the 2013 USATF National Junior Olympics.
- His father, Tony, played football at Texas Tech and his mother, Tammy, played basketball at Texas Tech.
- Earned his bachelor's degree in communication studies.
- A native of Beaumont, Texas.

ADDITIONAL TRANSACTIONS

- Re-signed by Indianapolis on March 16, 2023.
- Signed to the Colts active roster from the practice squad on September 13, 2022.
- Signed to the Indianapolis practice squad on September 12, 2022.
- Signed to the Colts active roster from the practice squad on September 10, 2022.
- Signed to the Indianapolis practice squad on August 31, 2022.
- Waived by the Colts on August 30, 2022.
- Signed by Indianapolis as a free agent on March 8, 2022.
- Released from the Las Vegas Raiders practice squad on January 24, 2022.
- Signed to the Raiders practice squad on December 23, 2021.
- Released from the Las Vegas practice squad on November 1, 2021.
- Signed to the Raiders practice squad on October 13, 2021.
- Released from the Cincinnati Bengals practice squad on October 5, 2021.
- Signed to the Bengals practice squad on September 1, 2021.
- Waived by Cincinnati on August 31, 2021.
- Signed by the Bengals as an unrestricted free agent on March 18, 2021.
- Signed by Cincinnati as a free agent on August 7, 2020.
- Waived by the Bengals on July 31, 2020.
- Re-signed by Cincinnati on March 12, 2020.
- Claimed by the Bengals off waivers from Green Bay on February 3, 2020.
- Waived by Green Bay on December 28, 2019.
- Signed to the Packers active roster from the practice squad on September 29, 2018.
- Signed to the Green Bay practice squad on September 3, 2018.
- Waived by the Los Angeles Chargers on September 1, 2018.
- Signed by the Chargers as an undrafted free agent on May 11, 2018.



TONY BROWN'S - NFL REGULAR SEASON STATISTICS

| DATE | TEAM | GP | GS | TK | S | A | TACKLES | | | | | INTERCEPTIONS | | | | | FUMBLES | | | | | ST | | | | | MISC | | | | | | | | |
|---|----------|----|----|----|----|----|--|-----|-----|-----|-----|---------------|-----|----|----|----|---------|----|----|-----|----|----|---|----|----|---|------|---|---|---|---|---|---|---|---|
| | | | | | | | TFL | YDS | SK | YDS | QBH | NO | YDS | LG | TD | PD | FF | FR | TD | YDS | TK | S | A | FF | FR | S | A | | | | | | | | |
| 2018 | Chargers | 0 | | 0 | 0 | 0 | Went from L.A. Chargers to Green Bay | | | | | | | | | | | | | | | | | | | 0 | 0 | 0 | 0 | 0 | 0 | 0 | 0 | 0 | 0 |
| 2018 | Packers | 11 | 3 | 29 | 25 | 4 | 1 | 3 | 0.0 | 0.0 | 0 | 0 | 0 | 0 | 5 | 2 | 0 | 0 | 0 | 5 | 5 | 0 | 0 | 0 | 0 | 0 | 0 | 0 | | | | | | | |
| 2018 | TOTAL | 11 | 3 | 29 | 25 | 4 | 1 | 3 | 0.0 | 0.0 | 0 | 0 | 0 | 0 | 5 | 2 | 0 | 0 | 0 | 5 | 5 | 0 | 0 | 0 | 0 | 0 | 0 | | | | | | | | |
| 2019 | Packers | 9 | 0 | 0 | 10 | 7 | 3 | 0 | 0 | 0.0 | 0.0 | 0 | 0 | 0 | 0 | 0 | 0 | 0 | 1 | 0 | 1 | 0 | 0 | 0 | 0 | 0 | 0 | | | | | | | | |
| 2020 | Bengals | 13 | 1 | 11 | 7 | 4 | 2 | 6 | 0.0 | 0.0 | 0 | 0 | 0 | 0 | 1 | 0 | 0 | 0 | 2 | 0 | 2 | 0 | 0 | 0 | 0 | 0 | 0 | | | | | | | | |
| 2021 | Bengals | 0 | 0 | 0 | 0 | 0 | 0 | 0 | 0.0 | 0.0 | 0 | 0 | 0 | 0 | 0 | 0 | 0 | 0 | 0 | 0 | 0 | 0 | 0 | 0 | 0 | 0 | | | | | | | | | |
| Went from Cincinnati to Las Vegas | | | | | | | | | | | | | | | | | | | | | | | | | | | | | | | | | | | |
| 2021 | Raiders | 0 | 0 | 0 | 0 | 0 | 0 | 0 | 0.0 | 0.0 | 0 | 0 | 0 | 0 | 0 | 0 | 0 | 0 | 0 | 0 | 0 | 0 | 0 | 0 | 0 | 0 | 0 | | | | | | | | |
| 2021 | TOTAL | 0 | 0 | 0 | 0 | 0 | 0 | 0 | 0.0 | 0.0 | 0 | 0 | 0 | 0 | 0 | 0 | 0 | 0 | 0 | 0 | 0 | 0 | 0 | 0 | 0 | 0 | 0 | | | | | | | | |
| 2022 | Colts | 16 | 0 | 1 | 1 | 0 | 1 | 6 | 1.0 | 6.0 | 1 | 0 | 0 | 0 | 0 | 0 | 0 | 0 | 6 | 1 | 5 | 0 | 0 | 0 | 0 | 0 | 0 | | | | | | | | |
| 2023 | Colts | 6 | 0 | 0 | 0 | 0 | 0 | 0 | 0.0 | 0.0 | 0 | 1 | 34 | 34 | 0 | 1 | 0 | 0 | 0 | 1 | 1 | 0 | 0 | 0 | 0 | 0 | 0 | | | | | | | | |
| TOTALS | | 55 | 4 | 51 | 40 | 11 | 4 | 15 | 1.0 | 6.0 | 1 | 1 | 34 | 34 | 0 | 7 | 2 | 0 | 0 | 15 | 7 | 8 | 0 | 0 | 0 | 0 | 0 | | | | | | | | |

TONY BROWN'S - NFL POSTSEASON STATISTICS

| | | | | TACKLES | | | | | | | | INTERCEPTIONS | | | | | FUMBLES | | | | ST | | | | MISC | | |
|--------|---------|----|----|---------|---|---|-----|-----|-----|-----|-----|---------------|-----|----|----|----|---------|----|----|-----|----|---|---|----|------|---|---|
| DATE | TEAM | GP | GS | TK | S | A | TFL | YDS | SK | YDS | QBH | NO | YDS | LG | TD | PD | FF | FR | TD | YDS | TK | S | A | FF | FR | S | A |
| 2019 | Packers | 0 | 0 | 0 | 0 | 0 | 0 | 0 | 0.0 | 0.0 | 0 | 0 | 0 | 0 | 0 | 0 | 0 | 0 | 0 | 0 | 0 | 0 | 0 | 0 | 0 | 0 | 0 |
| 2021 | Raiders | 0 | 0 | 0 | 0 | 0 | 0 | 0 | 0.0 | 0.0 | 0 | 0 | 0 | 0 | 0 | 0 | 0 | 0 | 0 | 0 | 0 | 0 | 0 | 0 | 0 | 0 | 0 |
| TOTALS | | 0 | 0 | 0 | 0 | 0 | 0 | 0 | 0.0 | 0.0 | 0 | 0 | 0 | 0 | 0 | 0 | 0 | 0 | 0 | 0 | 0 | 0 | 0 | 0 | 0 | 0 | 0 |

SINGLE-GAME HIGHS: DEFENSIVE

| | | | |
|-----------------|--|-----------------------|--|
| Total Tackles | 9 at Pittsburgh Steelers, Nov 15, 2020 | Forced Fumbles | 1 vs. Atlanta Falcons, Dec 09, 2018 |
| | ...1 more at 9. | | ...1 more at 1. |
| Solo Tackles | 7 vs. Detroit Lions, Dec 30, 2018 | Tackles For Loss | 2 at Pittsburgh Steelers, Nov 15, 2020 |
| | 6 at Pittsburgh Steelers, Nov 15, 2020 | | 1 at New York Jets, Dec 23, 2018 |
| | ...1 more at 6. | Special Teams Tackles | 2 vs. Kansas City Chiefs, Sep 25, 2022 |
| Passes Defensed | 1 at Pittsburgh Steelers, Nov 15, 2020 | | ...1 more at 2. |
| | ...5 more at 1. | | |

2018 GAME-BY-GAME REGULAR-SEASON STATISTICS (CHARGERS/PACKERS)

| DATE | OPPONENT | P/S | TACKLES | | | | | | | | INTERCEPTIONS | | | | FUMBLES | | | | ST | | | MISC | | W/L | SCORE | | |
|---|-------------|------|---------|----|---|-----|-----|-----|-----|-----|----------------------|-----|----|----|---------|----|----|----|-----|----|---|------|----|-----|-------|--------|---|
| | | | TK | S | A | SK | YDS | TFL | YDS | QBH | NO | YDS | LG | TD | PD | FF | FR | TD | YDS | TK | S | A | FF | | | FR | S |
| 09/09 | Chiefs | | | | | | | | | | RESERVE/LEAGUE SUSP. | | | | | | | | | | | | | | L | 28-38 | |
| 09/16 | at Bills | | | | | | | | | | RESERVE/LEAGUE SUSP. | | | | | | | | | | | | | | W | 31-20 | |
| 09/23 | at Rams | | | | | | | | | | RESERVE/LEAGUE SUSP. | | | | | | | | | | | | | | L | 23-35 | |
| Went from Chargers to Packers . | | | | | | | | | | | | | | | | | | | | | | | | | | | |
| 09/30 | Bills | P | 0 | 0 | 0 | 0.0 | 0.0 | 0 | 0 | 0 | 0 | 0 | 0 | 0 | 0 | 0 | 0 | 0 | 0 | 0 | 0 | 0 | 0 | 0 | W | 22-0 | |
| 10/07 | at Lions | P | 0 | 0 | 0 | 0.0 | 0.0 | 0 | 0 | 0 | 0 | 0 | 0 | 1 | 0 | 0 | 0 | 0 | 0 | 0 | 0 | 0 | 0 | 0 | L | 23-31 | |
| 10/15 | 49ers | P | 0 | 0 | 0 | 0.0 | 0.0 | 0 | 0 | 0 | 0 | 0 | 0 | 0 | 0 | 0 | 0 | 0 | 2 | 2 | 0 | 0 | 0 | 0 | W | 33-30 | |
| 10/28 | at Rams | | | | | | | | | | INACTIVE | | | | | | | | | | | | | | L | 27-29 | |
| 11/04 | at Patriots | | | | | | | | | | INACTIVE | | | | | | | | | | | | | | L | 17-31 | |
| 11/11 | Dolphins | P | 2 | 2 | 0 | 0.0 | 0.0 | 0 | 0 | 0 | 0 | 0 | 0 | 1 | 0 | 0 | 0 | 0 | 1 | 1 | 0 | 0 | 0 | 0 | W | 31-12 | |
| 11/15 | at Seahawks | P | 3 | 3 | 0 | 0.0 | 0.0 | 0 | 0 | 0 | 0 | 0 | 0 | 1 | 1 | 0 | 0 | 0 | 0 | 0 | 0 | 0 | 0 | 0 | L | 24-27 | |
| 11/25 | at Vikings | P | 1 | 1 | 0 | 0.0 | 0.0 | 0 | 0 | 0 | 0 | 0 | 0 | 0 | 0 | 0 | 0 | 0 | 0 | 0 | 0 | 0 | 0 | 0 | L | 17-24 | |
| 12/02 | Cardinals | P | 1 | 1 | 0 | 0.0 | 0.0 | 0 | 0 | 0 | 0 | 0 | 0 | 0 | 0 | 0 | 0 | 0 | 1 | 1 | 0 | 0 | 0 | 0 | L | 17-20 | |
| 12/09 | Falcons | S | 5 | 3 | 2 | 0.0 | 0.0 | 0 | 0 | 0 | 0 | 0 | 0 | 0 | 1 | 0 | 0 | 0 | 0 | 0 | 0 | 0 | 0 | 0 | W | 34-20 | |
| 12/16 | at Bears | P | 2 | 2 | 0 | 0.0 | 0.0 | 0 | 0 | 0 | 0 | 0 | 0 | 0 | 0 | 0 | 0 | 0 | 1 | 1 | 0 | 0 | 0 | 0 | L | 17-24 | |
| 12/23 | at Jets | S | 6 | 6 | 0 | 0.0 | 0.0 | 1 | 3 | 0 | 0 | 0 | 0 | 0 | 1 | 0 | 0 | 0 | 0 | 0 | 0 | 0 | 0 | 0 | W | 44-38+ | |
| 12/30 | Lions | S | 9 | 7 | 2 | 0.0 | 0.0 | 0 | 0 | 0 | 0 | 0 | 0 | 0 | 1 | 0 | 0 | 0 | 0 | 0 | 0 | 0 | 0 | 0 | L | 0-31 | |
| 2018 TOTALS | | 11-3 | 29 | 25 | 4 | 0.0 | 0.0 | 1 | 3 | 0 | 0 | 0 | 0 | 5 | 2 | 0 | 0 | 0 | 5 | 5 | 0 | 0 | 0 | 0 | 6-10 | | |

+ - Overtime

38 TONY BROWN

CORNERBACK



2019 GAME-BY-GAME REGULAR-SEASON STATISTICS (PACKERS)

| DATE | OPPONENT | P/S | TACKLES | | | | | | | | INTERCEPTIONS | | | | | FUMBLES | | | | ST | | | | MISC | | W/L | SCORE |
|-------------|-------------|-----|--------------|----|---|-----|-----|-----|-----|-----|---------------|-----|----|----|----|---------|----|----|-----|----|---|---|----|------|-------|------|-------|
| | | | TK | S | A | SK | YDS | TFL | YDS | QBH | NO | YDS | LG | TD | PD | FF | FR | TD | YDS | TK | S | A | FF | FR | S | | |
| 09/05 | at Bears | P | 5 | 3 | 2 | 0.0 | 0.0 | 0 | 0 | 0 | 0 | 0 | 0 | 0 | 0 | 0 | 0 | 0 | 0 | 0 | 0 | 0 | 0 | 0 | 0 | W | 10-3 |
| 09/15 | Vikings | P | 0 | 0 | 0 | 0.0 | 0.0 | 0 | 0 | 0 | 0 | 0 | 0 | 0 | 0 | 0 | 0 | 0 | 0 | 0 | 0 | 0 | 0 | 0 | 0 | W | 21-16 |
| 09/22 | Broncos | P | 0 | 0 | 0 | 0.0 | 0.0 | 0 | 0 | 0 | 0 | 0 | 0 | 0 | 0 | 0 | 0 | 0 | 0 | 0 | 0 | 0 | 0 | 0 | 0 | W | 27-16 |
| 09/26 | Eagles | P | 0 | 0 | 0 | 0.0 | 0.0 | 0 | 0 | 0 | 0 | 0 | 0 | 0 | 0 | 0 | 0 | 0 | 0 | 0 | 0 | 0 | 0 | 0 | 0 | L | 27-34 |
| 10/06 | at Cowboys | | INACTIVE | | | | | | | | | | | | | | | | | | | | | W | 34-24 | | |
| 10/14 | Lions | | INACTIVE | | | | | | | | | | | | | | | | | | | | | W | 23-22 | | |
| 10/20 | Raiders | P | 0 | 0 | 0 | 0.0 | 0.0 | 0 | 0 | 0 | 0 | 0 | 0 | 0 | 0 | 0 | 0 | 0 | 0 | 0 | 0 | 0 | 0 | 0 | 0 | W | 42-24 |
| 10/27 | at Chiefs | P | 0 | 0 | 0 | 0.0 | 0.0 | 0 | 0 | 0 | 0 | 0 | 0 | 0 | 0 | 0 | 0 | 0 | 0 | 0 | 0 | 0 | 0 | 0 | 0 | W | 31-24 |
| 11/03 | at Chargers | P | 5 | 4 | 1 | 0.0 | 0.0 | 0 | 0 | 0 | 0 | 0 | 0 | 0 | 0 | 0 | 0 | 0 | 0 | 0 | 0 | 0 | 0 | 0 | 0 | L | 11-26 |
| 11/10 | Panthers | P | 0 | 0 | 0 | 0.0 | 0.0 | 0 | 0 | 0 | 0 | 0 | 0 | 0 | 0 | 0 | 0 | 0 | 0 | 0 | 0 | 0 | 0 | 0 | 0 | W | 24-16 |
| 11/24 | at 49ers | P | 0 | 0 | 0 | 0.0 | 0.0 | 0 | 0 | 0 | 0 | 0 | 0 | 0 | 0 | 0 | 0 | 0 | 0 | 0 | 0 | 0 | 0 | 0 | 0 | L | 8-37 |
| 12/01 | at Giants | | INACTIVE | | | | | | | | | | | | | | | | | | | | | W | 31-13 | | |
| 12/08 | Redskins | | INACTIVE | | | | | | | | | | | | | | | | | | | | | W | 20-15 | | |
| 12/15 | Bears | | INACTIVE | | | | | | | | | | | | | | | | | | | | | W | 21-13 | | |
| 12/23 | at Vikings | | INACTIVE | | | | | | | | | | | | | | | | | | | | | W | 23-10 | | |
| 12/29 | at Lions | | DID NOT PLAY | | | | | | | | | | | | | | | | | | | | | W | 23-20 | | |
| 2019 TOTALS | | | 9-0 | 10 | 7 | 3 | 0.0 | 0.0 | 0 | 0 | 0 | 0 | 0 | 0 | 0 | 0 | 0 | 0 | 0 | 1 | 0 | 1 | 0 | 0 | 0 | 13-3 | |

2020 GAME-BY-GAME REGULAR-SEASON STATISTICS (BENGALS)

| | | | TACKLES | | | | | | | INTERCEPTIONS | | | | | FUMBLES | | | | ST | | | | MISC | | | | | | |
|-------------|------------------|-----|---------|---|---|-----|-----|-----|-----|---------------|----|-----|----|----|---------|----|----|----|-----|----|---|---|------|----|---|---|-------|--------|--|
| DATE | OPPONENT | P/S | TK | S | A | SK | YDS | TFL | YDS | QBH | NO | YDS | LG | TD | PD | FF | FR | TD | YDS | TK | S | A | FF | FR | S | A | W/L | SCORE | |
| 09/13 | Chargers | P | 0 | 0 | 0 | 0.0 | 0.0 | 0 | 0 | 0 | 0 | 0 | 0 | 0 | 0 | 0 | 0 | 0 | 0 | 0 | 0 | 0 | 0 | 0 | 0 | 0 | L | 13-16 | |
| 09/17 | at Browns | P | 0 | 0 | 0 | 0.0 | 0.0 | 0 | 0 | 0 | 0 | 0 | 0 | 0 | 0 | 0 | 0 | 0 | 0 | 0 | 0 | 0 | 0 | 0 | 0 | 0 | L | 30-33 | |
| 09/27 | at Eagles | P | 0 | 0 | 0 | 0.0 | 0.0 | 0 | 0 | 0 | 0 | 0 | 0 | 0 | 0 | 0 | 0 | 0 | 0 | 0 | 0 | 0 | 0 | 0 | 0 | 0 | T | 23-23 | |
| 10/04 | Jaguars | P | 0 | 0 | 0 | 0.0 | 0.0 | 0 | 0 | 0 | 0 | 0 | 0 | 0 | 0 | 0 | 0 | 0 | 0 | 0 | 0 | 0 | 0 | 0 | 0 | 0 | W | 33-25 | |
| 10/11 | at Ravens | P | 0 | 0 | 0 | 0.0 | 0.0 | 0 | 0 | 0 | 0 | 0 | 0 | 0 | 0 | 0 | 0 | 0 | 0 | 1 | 0 | 1 | 0 | 0 | 0 | 0 | L | 3-27 | |
| 10/18 | at Colts | P | 0 | 0 | 0 | 0.0 | 0.0 | 0 | 0 | 0 | 0 | 0 | 0 | 0 | 0 | 0 | 0 | 0 | 0 | 0 | 0 | 0 | 0 | 0 | 0 | 0 | L | 27-31 | |
| 10/25 | Browns | P | 0 | 0 | 0 | 0.0 | 0.0 | 0 | 0 | 0 | 0 | 0 | 0 | 0 | 0 | 0 | 0 | 0 | 0 | 0 | 0 | 0 | 0 | 0 | 0 | 0 | L | 34-37 | |
| 11/01 | Titans | P | 0 | 0 | 0 | 0.0 | 0.0 | 0 | 0 | 0 | 0 | 0 | 0 | 0 | 0 | 0 | 0 | 0 | 0 | 1 | 0 | 1 | 0 | 0 | 0 | 0 | W | 31-20 | |
| 11/15 | at Steelers | S | 9 | 6 | 3 | 0.0 | 0.0 | 2 | 6 | 0 | 0 | 0 | 0 | 0 | 1 | 0 | 0 | 0 | 0 | 0 | 0 | 0 | 0 | 0 | 0 | 0 | L | 10-36 | |
| 11/22 | at Football Team | P | 0 | 0 | 0 | 0.0 | 0.0 | 0 | 0 | 0 | 0 | 0 | 0 | 0 | 0 | 0 | 0 | 0 | 0 | 0 | 0 | 0 | 0 | 0 | 0 | 0 | L | 9-20 | |
| 11/29 | Giants | P | 0 | 0 | 0 | 0.0 | 0.0 | 0 | 0 | 0 | 0 | 0 | 0 | 0 | 0 | 0 | 0 | 0 | 0 | 0 | 0 | 0 | 0 | 0 | 0 | 0 | L | 17-19 | |
| 12/06 | at Dolphins | | | | | | | | | | | | | | | | | | | | | | | | | L | 7-19 | | |
| 12/13 | Cowboys | | | | | | | | | | | | | | | | | | | | | | | | | L | 7-30 | | |
| 12/21 | Steelers | | | | | | | | | | | | | | | | | | | | | | | | | W | 27-17 | | |
| 12/27 | at Texans | | | | | | | | | | | | | | | | | | | | | | | | | W | 37-31 | | |
| 01/03 | Ravens | | | | | | | | | | | | | | | | | | | | | | | | | L | 3-38 | | |
| 2020 TOTALS | | | 11-1 | 9 | 6 | 3 | 0.0 | 0.0 | 2 | 6 | 0 | 0 | 0 | 0 | 0 | 1 | 0 | 0 | 0 | 0 | 2 | 0 | 2 | 0 | 0 | 0 | 0 | 4-11-1 | |

2021 GAME-BY-GAME REGULAR-SEASON STATISTICS (BENGALS/RAIDERS)

| | | | TACKLES | | | | | | INTERCEPTIONS | | | | FUMBLES | | | | ST | | | | MISC | | | | | | | | |
|--------------|-------------|-----|---------|---|---|-----|-----|-----|---------------|-----|--|-----|---------|----|----|----|----|----|-----|----|------|---|----|-------|---|---|-----|--------|--|
| DATE | OPPONENT | P/S | TK | S | A | SK | YDS | TFL | YDS | QBH | NO | YDS | LG | TD | PD | FF | FR | TD | YDS | TK | S | A | FF | FR | S | A | W/L | SCORE | |
| 09/12 | Vikings | | | | | | | | | | | | | | | | | | | | | | | | | | W | 27-24 | |
| 09/19 | at Bears | | | | | | | | | | | | | | | | | | | | | | | | | | L | 17-20 | |
| 09/26 | at Steelers | | | | | | | | | | | | | | | | | | | | | | | | | | W | 24-10 | |
| 09/30 | Jaguars | | | | | | | | | | | | | | | | | | | | | | | | | | W | 24-21 | |
| 10/10 | Packers | | | | | | | | | | | | | | | | | | | | | | | | | | L | 22-25+ | |
| | | | | | | | | | | | Went from Bengals to Raiders . | | | | | | | | | | | | W | 34-24 | | | | | |
| 10/17 | at Broncos | | | | | | | | | | | | | | | | | | | | | | | | | | W | 33-22 | |
| 10/24 | Eagles | | | | | | | | | | | | | | | | | | | | | | | | | | W | 17-13 | |
| 12/26 | Broncos | | | | | | | | | | | | | | | | | | | | | | | | | | W | 23-20 | |
| 01/02 | at Colts | | | | | | | | | | | | | | | | | | | | | | | | | | W | 35-32+ | |
| 01/09 | Chargers | | | | | | | | | | | | | | | | | | | | | | | | | | W | | |
| 2021 TOTALS | | | 0 | 0 | 0 | 0.0 | 0.0 | 0 | 0 | 0 | 0 | 0 | 0 | 0 | 0 | 0 | 0 | 0 | 0 | 0 | 0 | 0 | 0 | 0 | 0 | 0 | 0 | 8-2 | |
| + - Overtime | | | | | | | | | | | | | | | | | | | | | | | | | | | | | |

+ - Overtime



2022 GAME-BY-GAME REGULAR-SEASON STATISTICS (COLTS)

| DATE | OPPONENT | P/S | TACKLES | | | | | | | INTERCEPTIONS | | | | | FUMBLES | | | ST | | | MISC | | SCORE | | | | |
|-------------|-------------|-----|---------|---|---|-----|-----|-----|-----|---------------|----|-----|----|----|---------|----|----|----|-----|----|------|---|-------|----|----|---|--------|
| | | | TK | S | A | SK | YDS | TFL | YDS | QBH | NO | YDS | LG | TD | PD | FF | FR | TD | YDS | TK | S | A | | FF | FR | S | A |
| 09/11 | at Texans | P | 0 | 0 | 0 | 0.0 | 0.0 | 0 | 0 | 0 | 0 | 0 | 0 | 0 | 0 | 0 | 0 | 0 | 0 | 0 | 0 | 0 | 0 | 0 | 0 | T | 20-20 |
| 09/18 | at Jaguars | P | 0 | 0 | 0 | 0.0 | 0.0 | 0 | 0 | 0 | 0 | 0 | 0 | 0 | 0 | 0 | 0 | 0 | 0 | 1 | 1 | 0 | 0 | 0 | 0 | L | 0-24 |
| 09/25 | Chiefs | P | 0 | 0 | 0 | 0.0 | 0.0 | 0 | 0 | 0 | 0 | 0 | 0 | 0 | 0 | 0 | 0 | 0 | 0 | 2 | 0 | 2 | 0 | 0 | 0 | W | 20-17 |
| 10/02 | Titans | P | 0 | 0 | 0 | 0.0 | 0.0 | 0 | 0 | 0 | 0 | 0 | 0 | 0 | 0 | 0 | 0 | 0 | 0 | 0 | 0 | 0 | 0 | 0 | 0 | L | 17-24 |
| 10/06 | at Broncos | P | 0 | 0 | 0 | 0.0 | 0.0 | 0 | 0 | 0 | 0 | 0 | 0 | 0 | 0 | 0 | 0 | 0 | 0 | 0 | 0 | 0 | 0 | 0 | 0 | W | 12-9+ |
| 10/16 | Jaguars | P | 0 | 0 | 0 | 0.0 | 0.0 | 0 | 0 | 0 | 0 | 0 | 0 | 0 | 0 | 0 | 0 | 0 | 0 | 1 | 0 | 1 | 0 | 0 | 0 | W | 34-27 |
| 10/23 | at Titans | P | 0 | 0 | 0 | 0.0 | 0.0 | 0 | 0 | 0 | 0 | 0 | 0 | 0 | 0 | 0 | 0 | 0 | 0 | 0 | 0 | 0 | 0 | 0 | 0 | L | 10-19 |
| 10/30 | Commanders | P | 0 | 0 | 0 | 0.0 | 0.0 | 0 | 0 | 0 | 0 | 0 | 0 | 0 | 0 | 0 | 0 | 0 | 0 | 0 | 0 | 0 | 0 | 0 | 0 | L | 16-17 |
| 11/06 | at Patriots | | | | | | | | | INACTIVE | | | | | | | | | | | | | | | | L | 3-26 |
| 11/13 | at Raiders | P | 0 | 0 | 0 | 0.0 | 0.0 | 0 | 0 | 0 | 0 | 0 | 0 | 0 | 0 | 0 | 0 | 0 | 0 | 1 | 0 | 1 | 0 | 0 | 0 | W | 25-20 |
| 11/20 | Eagles | P | 0 | 0 | 0 | 0.0 | 0.0 | 0 | 0 | 0 | 0 | 0 | 0 | 0 | 0 | 0 | 0 | 0 | 0 | 0 | 0 | 0 | 0 | 0 | 0 | L | 16-17 |
| 11/28 | Steelers | P | 1 | 1 | 0 | 1.0 | 6.0 | 1 | 6 | 1 | 0 | 0 | 0 | 0 | 0 | 0 | 0 | 0 | 0 | 0 | 0 | 0 | 0 | 0 | 0 | L | 17-24 |
| 12/04 | at Cowboys | P | 0 | 0 | 0 | 0.0 | 0.0 | 0 | 0 | 0 | 0 | 0 | 0 | 0 | 0 | 0 | 0 | 0 | 0 | 1 | 0 | 1 | 0 | 0 | 0 | L | 19-54 |
| 12/17 | at Vikings | P | 0 | 0 | 0 | 0.0 | 0.0 | 0 | 0 | 0 | 0 | 0 | 0 | 0 | 0 | 0 | 0 | 0 | 0 | 0 | 0 | 0 | 0 | 0 | 0 | L | 36-39+ |
| 12/26 | Chargers | P | 0 | 0 | 0 | 0.0 | 0.0 | 0 | 0 | 0 | 0 | 0 | 0 | 0 | 0 | 0 | 0 | 0 | 0 | 0 | 0 | 0 | 0 | 0 | 0 | L | 3-20 |
| 01/01 | at Giants | P | 0 | 0 | 0 | 0.0 | 0.0 | 0 | 0 | 0 | 0 | 0 | 0 | 0 | 0 | 0 | 0 | 0 | 0 | 0 | 0 | 0 | 0 | 0 | 0 | L | 10-38 |
| 01/08 | Texans | P | 0 | 0 | 0 | 0.0 | 0.0 | 0 | 0 | 0 | 0 | 0 | 0 | 0 | 0 | 0 | 0 | 0 | 0 | 0 | 0 | 0 | 0 | 0 | 0 | L | 31-32 |
| 2022 TOTALS | | | 16-0 | 1 | 1 | 0 | 1.0 | 6.0 | 1 | 6 | 1 | 0 | 0 | 0 | 0 | 0 | 0 | 0 | 0 | 6 | 1 | 5 | 0 | 0 | 0 | 0 | 4-12-1 |

+- Overtime

2023 GAME-BY-GAME REGULAR-SEASON STATISTICS (COLTS)

| DATE | OPPONENT | P/S | TACKLES | | | | | | | INTERCEPTIONS | | | | FUMBLES | | | ST | | | MISC | | W/L | SCORE | | | | |
|-------------|------------|-----|---------|---|---|-----|-----|-----|-----|---------------|------------------|-----|----|---------|----|----|----|----|-----|------|---|-----|-------|---|----|----|--------|
| | | | TK | S | A | SK | YDS | TFL | YDS | QBH | NO | YDS | LG | TD | PD | FF | FR | TD | YDS | TK | S | | | A | FF | FR | S |
| 09/10 | Jaguars | P | 0 | 0 | 0 | 0.0 | 0.0 | 0 | 0 | 0 | 1 | 34 | 34 | 0 | 1 | 0 | 0 | 0 | 0 | 0 | 0 | 0 | 0 | 0 | 0 | L | 21-31 |
| 09/17 | at Texans | P | 0 | 0 | 0 | 0.0 | 0.0 | 0 | 0 | 0 | 0 | 0 | 0 | 0 | 0 | 0 | 0 | 0 | 1 | 1 | 0 | 0 | 0 | 0 | 0 | W | 31-20 |
| 09/24 | at Ravens | P | 0 | 0 | 0 | 0.0 | 0.0 | 0 | 0 | 0 | 0 | 0 | 0 | 0 | 0 | 0 | 0 | 0 | 0 | 0 | 0 | 0 | 0 | 0 | 0 | W | 22-19+ |
| 10/01 | Rams | P | 0 | 0 | 0 | 0.0 | 0.0 | 0 | 0 | 0 | 0 | 0 | 0 | 0 | 0 | 0 | 0 | 0 | 0 | 0 | 0 | 0 | 0 | 0 | 0 | L | 23-29+ |
| 10/08 | Titans | P | 0 | 0 | 0 | 0.0 | 0.0 | 0 | 0 | 0 | 0 | 0 | 0 | 0 | 0 | 0 | 0 | 0 | 0 | 0 | 0 | 0 | 0 | 0 | 0 | W | 23-16 |
| 10/15 | at Jaguars | | | | | | | | | | ON INACTIVE LIST | | | | | | | | | | | | | | | L | 20-37 |
| 10/22 | Browns | P | 0 | 0 | 0 | 0.0 | 0.0 | 0 | 0 | 0 | 0 | 0 | 0 | 0 | 0 | 0 | 0 | 0 | 0 | 0 | 0 | 0 | 0 | 0 | 0 | L | 38-39 |
| 2023 TOTALS | | | 6-0 | 0 | 0 | 0 | 0.0 | 0.0 | 0 | 0 | 0 | 1 | 34 | 34 | 0 | 1 | 0 | 0 | 0 | 1 | 1 | 0 | 0 | 0 | 0 | 0 | 3-4 |

+- Overtime

2019 GAME-BY-GAME POSTSEASON STATISTICS (PACKERS)

| | | | TACKLES | | | | | | | INTERCEPTIONS | | | | FUMBLES | | | | ST | | | MISC | | | | | | | |
|-------------|----------|-----|---------|---|---|-----|-----|-----|-----|---------------|----|-----|--------------|---------|----|----|----|----|-----|----|------|---|----|----|---|---|-----|-------|
| DATE | OPPONENT | P/S | TK | S | A | SK | YDS | TFL | YDS | QBH | NO | YDS | LG | TD | PD | FF | FR | TD | YDS | TK | S | A | FF | FR | S | A | W/L | SCORE |
| 01/12 | Seahawks | | | | | | | | | | | | DID NOT PLAY | | | | | | | | | | | | | | W | 28-23 |
| 01/19 | at 49ers | | | | | | | | | | | | DID NOT PLAY | | | | | | | | | | | | | | L | 20-37 |
| 2019 TOTALS | | | 0 | 0 | 0 | 0.0 | 0.0 | 0 | 0 | 0 | 0 | 0 | 0 | 0 | 0 | 0 | 0 | 0 | 0 | 0 | 0 | 0 | 0 | 0 | 0 | 0 | 1-1 | |

2021 GAME-BY-GAME POSTSEASON STATISTICS (RAIDERS)

| DATE | OPPONENT | P/S | TACKLES | | | | | | | INTERCEPTIONS | | | | FUMBLES | | | ST | | | MISC | | W/L | SCORE | | | | | | | | | | | | | | | | | | | | | | | | | | | | | | | | | | | | | | | | | | | | | | | | | | | | | | | | | | | | | | | | | | | | | | | | | | | | | | | | | | | | | | | | | | | | | | | | | | | | | | | | | | | | | | | | | | | | | | | | | | | | | | | | | | | | | | | | | | | | | | | | | | | | | | | | | | | | | | | | | | | | | | | | | | | | | | | | | | | | | | | | | | | | | | | | | | | | | | | | | | | | | | | | | | | | | | | | | | | | | | | | | | | | | | | | | | | | | | | | | | | | | | | | | | | | | | | | | | | | | | | | | | | | | | | | | | | | | | | | | | | | | | | | | | | | | | | | | | | | | | | | | | | | | | | | | | | | | | | | | | | | | | | | | | | | | | | | | | | | | | | | | | | | | | | | | | | | | | | | | | | | | | | | | | | | | | | | | | | | | | | | | | | | | | | | | | | | | | | | | | | | | | | | | | | | | | | | | | | | | | | | | | | | | | | | | | | | | | | | | | | | | | | | | | | | | | | | | | | | | | | | | | | | | | | | | | | | | | | | | | | | | | | | | | | | | | | | | | | | | | | | | | | | | | | | | | | | | | | | | | | | | | | | | | | | | | | | | | | | | | | | | | | | | | | | | | | | | | | | | | | | | | | | | | | | | | | | | | | | | | | | | | | | | | | | | | | | | | | | | | | | | | | | | | | | | | | | | | | | | | | | | | | | | | | | | | | | | | | | | | | | | | | | | | | | | | | | | | | | | | | | | | | | | | | | | | | | | | | | | | | | | | | | | | | | | | | | | | | | | | | | | | | | | | | | | | | | | | | | | | | | | | | | | | | | | | | | | | | | | | | | | | | | | | | | | | | | | | | | | | | | | | | | | | | | | | | | | | | | | | | | | | | | | | | | | | | | | | | | | | | | | | | | | | | | | | | | | | | | | | | | | | | | | | | | | | | | | | | | | | | | | | | | | | | | | | | | | | | | | | | | | | | | | | | | | | | | | | | | | | | | | | | | | | | | | | | | | | | | | | | | | | | | | | | | | | | | | | | | | | | | | | | | | | | | | | | | | | | | | | | | | | | | | | | | | | | | | | | | | | | | | | | | | | | | | | | | | | | | | | | | | | | | | | | | | | | | | | | | | | | | | | | | | | | | | | | | | | | | | | | | | | | | | | | | | | | | | | | | | | | | | | | | | | | | | | | | | | | | | | | | | | | | | | | | | | | | | | | | | | | | | | | | | | | | | | | | | | | | | | | | | | | | | | | | | | | | | | | | | | | | | | | | | | | | | | | | | | | | | | | | | | | | | | | | | | | | | | | | | | | | | | | | | | | | | | | | | | | | | | | | | | | | | | | | | | | | | | | | | | | | | | | | | | | | | | | | | | | | | | | | | | | | | | | | | | | | | | | | | | | | | | | | | | | | | | | | | | | | | | | | | | | | | | | | | | | | | | | | | | | | | | | | | | | | | | | | | | | | | | | | | | | | | | | |
|-------|------------|-----|----------------|---|---|----|-----|-----|-----|---------------|----|-----|----|---------|----|----|----|----|-----|------|---|-----|-------|---|----|----|---|---|--|--|--|--|--|--|--|--|--|--|--|--|--|--|--|--|--|--|--|--|--|--|--|--|--|--|--|--|--|--|--|--|--|--|--|--|--|--|--|--|--|--|--|--|--|--|--|--|--|--|--|--|--|--|--|--|--|--|--|--|--|--|--|--|--|--|--|--|--|--|--|--|--|--|--|--|--|--|--|--|--|--|--|--|--|--|--|--|--|--|--|--|--|--|--|--|--|--|--|--|--|--|--|--|--|--|--|--|--|--|--|--|--|--|--|--|--|--|--|--|--|--|--|--|--|--|--|--|--|--|--|--|--|--|--|--|--|--|--|--|--|--|--|--|--|--|--|--|--|--|--|--|--|--|--|--|--|--|--|--|--|--|--|--|--|--|--|--|--|--|--|--|--|--|--|--|--|--|--|--|--|--|--|--|--|--|--|--|--|--|--|--|--|--|--|--|--|--|--|--|--|--|--|--|--|--|--|--|--|--|--|--|--|--|--|--|--|--|--|--|--|--|--|--|--|--|--|--|--|--|--|--|--|--|--|--|--|--|--|--|--|--|--|--|--|--|--|--|--|--|--|--|--|--|--|--|--|--|--|--|--|--|--|--|--|--|--|--|--|--|--|--|--|--|--|--|--|--|--|--|--|--|--|--|--|--|--|--|--|--|--|--|--|--|--|--|--|--|--|--|--|--|--|--|--|--|--|--|--|--|--|--|--|--|--|--|--|--|--|--|--|--|--|--|--|--|--|--|--|--|--|--|--|--|--|--|--|--|--|--|--|--|--|--|--|--|--|--|--|--|--|--|--|--|--|--|--|--|--|--|--|--|--|--|--|--|--|--|--|--|--|--|--|--|--|--|--|--|--|--|--|--|--|--|--|--|--|--|--|--|--|--|--|--|--|--|--|--|--|--|--|--|--|--|--|--|--|--|--|--|--|--|--|--|--|--|--|--|--|--|--|--|--|--|--|--|--|--|--|--|--|--|--|--|--|--|--|--|--|--|--|--|--|--|--|--|--|--|--|--|--|--|--|--|--|--|--|--|--|--|--|--|--|--|--|--|--|--|--|--|--|--|--|--|--|--|--|--|--|--|--|--|--|--|--|--|--|--|--|--|--|--|--|--|--|--|--|--|--|--|--|--|--|--|--|--|--|--|--|--|--|--|--|--|--|--|--|--|--|--|--|--|--|--|--|--|--|--|--|--|--|--|--|--|--|--|--|--|--|--|--|--|--|--|--|--|--|--|--|--|--|--|--|--|--|--|--|--|--|--|--|--|--|--|--|--|--|--|--|--|--|--|--|--|--|--|--|--|--|--|--|--|--|--|--|--|--|--|--|--|--|--|--|--|--|--|--|--|--|--|--|--|--|--|--|--|--|--|--|--|--|--|--|--|--|--|--|--|--|--|--|--|--|--|--|--|--|--|--|--|--|--|--|--|--|--|--|--|--|--|--|--|--|--|--|--|--|--|--|--|--|--|--|--|--|--|--|--|--|--|--|--|--|--|--|--|--|--|--|--|--|--|--|--|--|--|--|--|--|--|--|--|--|--|--|--|--|--|--|--|--|--|--|--|--|--|--|--|--|--|--|--|--|--|--|--|--|--|--|--|--|--|--|--|--|--|--|--|--|--|--|--|--|--|--|--|--|--|--|--|--|--|--|--|--|--|--|--|--|--|--|--|--|--|--|--|--|--|--|--|--|--|--|--|--|--|--|--|--|--|--|--|--|--|--|--|--|--|--|--|--|--|--|--|--|--|--|--|--|--|--|--|--|--|--|--|--|--|--|--|--|--|--|--|--|--|--|--|--|--|--|--|--|--|--|--|--|--|--|--|--|--|--|--|--|--|--|--|--|--|--|--|--|--|--|--|--|--|--|--|--|--|--|--|--|--|--|--|--|--|--|--|--|--|--|--|--|--|--|--|--|--|--|--|--|--|--|--|--|--|--|--|--|--|--|--|--|--|--|--|--|--|--|--|--|--|--|--|--|--|--|--|--|--|--|--|--|--|--|--|--|--|--|--|--|--|--|--|--|--|--|--|--|--|--|--|--|--|--|--|--|--|--|--|--|--|--|--|--|--|--|--|--|--|--|--|--|--|--|--|--|--|--|--|--|--|--|--|--|--|--|--|--|--|--|--|--|--|--|--|--|--|--|--|--|--|--|--|--|--|--|--|--|--|--|--|--|--|--|--|--|--|--|--|--|--|--|--|--|--|--|--|--|--|--|--|--|--|--|--|--|--|--|--|--|--|--|--|--|--|--|--|--|--|--|--|--|--|--|--|--|--|--|--|--|--|--|--|--|--|--|--|--|--|--|--|--|--|--|--|--|--|--|--|--|--|--|--|--|--|--|--|--|--|--|--|--|--|--|--|--|--|--|--|--|--|--|--|--|--|--|--|--|--|--|--|--|--|--|--|--|--|--|--|--|--|--|--|--|--|--|--|--|--|--|--|--|--|--|--|--|--|--|--|--|--|--|--|--|--|--|--|--|--|--|--|--|--|--|--|--|--|--|--|--|--|--|--|--|--|--|--|--|--|--|--|--|--|--|--|--|--|--|--|--|--|--|--|--|--|--|--|--|--|--|--|--|--|--|--|--|--|--|--|--|--|--|--|--|--|--|--|--|--|--|--|--|--|--|--|--|--|--|--|--|--|--|--|--|--|--|--|--|--|--|--|--|--|--|--|--|--|--|--|--|--|--|--|--|--|--|--|--|--|--|--|--|--|--|--|--|--|--|--|--|--|--|--|--|--|--|--|--|--|--|--|--|--|--|--|--|--|--|--|--|--|--|--|--|--|--|--|--|--|--|--|--|--|--|--|--|--|--|--|--|--|--|--|--|--|--|--|--|--|--|--|--|--|--|--|--|--|--|--|--|--|--|--|--|--|--|--|--|--|--|--|--|--|--|--|--|--|--|--|--|--|--|--|--|--|--|--|--|--|--|--|
| | | | TK | S | A | SK | YDS | TFL | YDS | QBH | NO | YDS | LG | TD | PD | FF | FR | TD | YDS | TK | S | | | A | FF | FR | S | A | | | | | | | | | | | | | | | | | | | | | | | | | | | | | | | | | | | | | | | | | | | | | | | | | | | | | | | | | | | | | | | | | | | | | | | | | | | | | | | | | | | | | | | | | | | | | | | | | | | | | | | | | | | | | | | | | | | | | | | | | | | | | | | | | | | | | | | | | | | | | | | | | | | | | | | | | | | | | | | | | | | | | | | | | | | | | | | | | | | | | | | | | | | | | | | | | | | | | | | | | | | | | | | | | | | | | | | | | | | | | | | | | | | | | | | | | | | | | | | | | | | | | | | | | | | | | | | | | | | | | | | | | | | | | | | | | | | | | | | | | | | | | | | | | | | | | | | | | | | | | | | | | | | | | | | | | | | | | | | | | | | | | | | | | | | | | | | | | | | | | | | | | | | | | | | | | | | | | | | | | | | | | | | | | | | | | | | | | | | | | | | | | | | | | | | | | | | | | | | | | | | | | | | | | | | | | | | | | | | | | | | | | | | | | | | | | | | | | | | | | | | | | | | | | | | | | | | | | | | | | | | | | | | | | | | | | | | | | | | | | | | | | | | | | | | | | | | | | | | | | | | | | | | | | | | | | | | | | | | | | | | | | | | | | | | | | | | | | | | | | | | | | | | | | | | | | | | | | | | | | | | | | | | | | | | | | | | | | | | | | | | | | | | | | | | | | | | | | | | | | | | | | | | | | | | | | | | | | | | | | | | | | | | | | | | | | | | | | | | | | | | | | | | | | | | | | | | | | | | | | | | | | | | | | | | | | | | | | | | | | | | | | | | | | | | | | | | | | | | | | | | | | | | | | | | | | | | | | | | | | | | | | | | | | | | | | | | | | | | | | | | | | | | | | | | | | | | | | | | | | | | | | | | | | | | | | | | | | | | | | | | | | | | | | | | | | | | | | | | | | | | | | | | | | | | | | | | | | | | | | | | | | | | | | | | | | | | | | | | | | | | | | | | | | | | | | | | | | | | | | | | | | | | | | | | | | | | | | | | | | | | | | | | | | | | | | | | | | | | | | | | | | | | | | | | | | | | | | | | | | | | | | | | | | | | | | | | | | | | | | | | | | | | | | | | | | | | | | | | | | | | | | | | | | | | | | | | | | | | | | | | | | | | | | | | | | | | | | | | | | | | | | | | | | | | | | | | | | | | | | | | | | | | | | | | | | | | | | | | | | | | | | | | | | | | | | | | | | | | | | | | | | | | | | | | | | | | | | | | | | | | | | | | | | | | | | | | | | | | | | | | | | | | | | | | | | | | | | | | | | | | | | | | | | | | | | | | | | | | | | | | | | | | | | | | | | | | | | | | | | | | | | | | | | | | | | | | | | | | | | | | | | | | | | | | | | | | | | | | | | | | | | | | | | | | | | | | | | | | | | | | | | | | | | | | | | | | | | | | | | | | | | | | | | | | | | | | | | | | | | | | | | | | | | | | | | | | | | | | | | | | | | | | | | | | | | | | | | | | | | | | | | | |
| 01/15 | at Bengals | | PRACTICE SQUAD | | | | | | | | | | | | | | | | | | | | | | | | | | | | | | | | | | | | | | | | | | | | | | | | | | | | | | | | | | | | | | | | | | | | | | | | | | | | | | | | | | | | | | | | | | | | | | | | | | | | | | | | | | | | | | | | | | | | | | | | | | | | | | | | | | | | | | | | | | | | | | | | | | | | | | | | | | | | | | | | | | | | | | | | | | | | | | | | | | | | | | | | | | | | | | | | | | | | | | | | | | | | | | | | | | | | | | | | | | | | | | | | | | | | | | | | | | | | | | | | | | | | | | | | | | | | | | | | | | | | | | | | | | | | | | | | | | | | | | | | | | | | | | | | | | | | | | | | | | | | | | | | | | | | | | | | | | | | | | | | | | | | | | | | | | | | | | | | | | | | | | | | | | | | | | | | | | | | | | | | | | | | | | | | | | | | | | | | | | | | | | | | | | | | | | | | | | | | | | | | | | | | | | | | | | | | | | | | | | | | | | | | | | | | | | | | | | | | | | | | | | | | | | | | | | | | | | | | | | | | | | | | | | | | | | | | | | | | | | | | | | | | | | | | | | | | | | | | | | | | | | | | | | | | | | | | | | | | | | | | | | | | | | | | | | | | | | | | | | | | | | | | | | | | | | | | | | | | | | | | | | | | | | | | | | | | | | | | | | | | | | | | | | | | | | | | | | | | | | | | | | | | | | | | | | | | | | | | | | | | | | | | | | | | | | | | | | | | | | | | | | | | | | | | | | | | | | | | | | | | | | | | | | | | | | | | | | | | | | | | | | | | | | | | | | | | | | | | | | | | | | | | | | | | | | | | | | | | | | | | | | | | | | | | | | | | | | | | | | | | | | | | | | | | | | | | | | | | | | | | | | | | | | | | | | | | | | | | | | | | | | | | | | | | | | | | | | | | | | | | | | | | | | | | | | | | | | | | | | | | | | | | | | | | | | | | | | | | | | | | | | | | | | | | | | | | | | | | | | | | | | | | | | | | | | | | | | | | | | | | | | | | | | | | | | | | | | | | | | | | | | | | | | | | | | | | | | | | | | | | | | | | | | | | | | | | | | | | | | | | | | | | | | | | | | | | | | | | | | | | | | | | | | | | | | | | | | | | | | | | | | | | | | | | | | | | | | | | | | | | | | | | | | | | | | | | | | | | | | | | | | | | | | | | | | | | | | | | | | | | | | | | | | | | | | | | | | | | | | | | | | | | | | | | | | | | | | | | | | | | | | | | | | | | | | | | | | | | | | | | | | | | | | | | | | | | | | | | | | | | | | | | | | | | | | | | | | | | | | | | | | | | | | | | | | | | | | | | | | | | | | | | | | | | | | | | | | | | | | | | | | | | | | | | | | | | | | | | | | | | | | | | | | | | | | | | | | | | | | | | | | | | | | | | | | | | | | | | | | | | | | | | | | | | | | | | | | | | | | | | | | | | | | | | | | | | | | | | | | | | | | | | | | | | | | | | | | | | | | | | | | | | | | | | | | | | | | | | | | | | | | | | | | | | | | | |

96 TAVEN BRYAN

DEFENSIVE TACKLE

(TAY-rinn)



TAVEN BRYAN: SIGNED BY THE COLTS AS AN UNRESTRICTED FREE AGENT ON MARCH 17, 2023.



6-4 • 291 LBS

NFL EXP: 6

(1ST YEAR WITH THE COLTS)

BORN: 3/11/96



COLLEGE:
FLORIDA

4TH-AND-SHORT

- In his first five seasons, he played in 79 games (33 starts) in his time with the Browns (2022) and Jaguars (2018-21) and compiled 112 tackles (62 solo), 17.0 tackles for loss, 8.5 sacks, two passes defended and one forced fumble.
- Brandy Bryan, Taven's father, served as a Navy SEAL from 1990-94.
- Nickname is the Wyoming Wildman.

NAVY SEAL DISCIPLINE

When asked who he admired during the NFL Draft process in 2018, Bryan was quick to tell reporters that he didn't watch very much football growing up and that it was dad that he looked up to most. Brandy Bryan, Taven's father, served as a Navy SEAL from 1990-94. Taking a break from the demands of college football, Bryan's father put him through a rather demanding vacation. His SEAL father noted that his condition was, "pathetic," and had Bryan up before dawn, framing houses on a construction site all morning, lifting weights twice a day and more construction until dark. That work ethic and dedication would become evident to front office personnel and eventually help Bryan get selected 29th overall in the 2018 NFL Draft by the Jacksonville Jaguars.



X @tavenbryan93

@tavenb

96 TAVEN BRYAN

DEFENSIVE TACKLE

(TAY-rim)



NFL HIGHLIGHTS

- Has appeared in 86 career games (35 starts) in his time with the Colts (2023) Cleveland Browns (2022) and Jacksonville Jaguars (2018-21) and has compiled 124 tackles (71 solo), 20.0 tackles for loss, 10.5 sacks, two passes defended and two forced fumbles.
- Has played in all seven games (two starts) in 2023 and has registered 12 tackles (nine solo), 3.0 tackles for loss, 2.0 sacks and one forced fumble. In Week 2 at HOU, he had one solo tackle, 1.0 tackle for loss and 1.0 sack. In Week 3 at BAL, he totaled two tackles (one solo), 1.0 sack and one forced fumble.
- In 2022, he started all 16 games he saw action in and compiled 26 tackles (11 solo), 2.0 tackles for loss, a single-season career-high 3.0 sacks and one pass defended.
- Appeared in 15 games in 2021 and registered 15 tackles (10 solo), 4.0 tackles for loss and 2.0 sacks. In Week 9 vs. Buffalo, he compiled two solo tackles, 2.0 tackles for loss and 2.0 sacks.
- In 2020, he played in 16 games (eight starts) and tallied 18 tackles (10 solo), 3.0 tackles for loss and half a sack.
- He competed in all 16 games (eight starts) in 2019 and accumulated single-season career-highs in tackles (33), solo tackles (18) and tackles for loss (5.0) and added 2.0 sacks, one pass defended and one forced fumble. In Week 17 vs. Indianapolis, he tied his career high in tackles (four) and solo tackles (three) and also added 1.0 tackle for loss, 1.0 sack, one pass defended and one forced fumble.
- As a rookie in 2018, he saw action in 16 games (one start) and recorded 20 tackles (13 solo), 3.0 tackles for loss and 1.0 sack.

COLLEGE HIGHLIGHTS

- Appeared in 36 games (14 starts) at Florida (2014-17) and totaled 67 tackles (31 solo), 10.5 tackles for loss, 5.5 sacks, one pass defended, two forced fumbles and three fumble recoveries.
- In 2017, he garnered Second Team All-SEC honors after he started 11 games and recorded single-season career highs in tackles (40), solo tackles (19), tackles for loss (6.0) and sacks (4.0).
- As a redshirt sophomore, he appeared in 13 games (two starts) and tallied 17 tackles (nine solo), 3.0 tackles for loss, 1.0 sack, one pass defended and single-season career highs in forced fumbles (two) and fumble recoveries (two). He led the team in forced fumbles and fumble recoveries.
- In 2015, he competed in 12 games (one start) and tallied 10 tackles (three solo), 1.5 tackles for loss, half a sack and one fumble recovery.
- Redshirted the 2014 season.

PERSONAL

- Attended Natrona County High School in Casper, Wyo.
- As a senior, he was named the conference Defensive Player of the Year and earned first team all-state honors for both defensive and offensive line.
- Helped lead Natrona County to consecutive state titles in 2012 and 2013.
- His father spent four years as a Navy SEAL.
- Nickname is the Wyoming Wildman.
- A native of Casper, Wyo.

ADDITIONAL TRANSACTIONS

- Signed by the Cleveland Browns as an unrestricted free agent on March 17, 2022.
- Selected by the Jacksonville Jaguars in the first round (29th overall) of the 2018 NFL Draft.

96 TAVEN BRYAN

DEFENSIVE TACKLE

(TAY-rinn)



TAVEN BRYAN'S - NFL REGULAR SEASON STATISTICS

| DATE | TEAM | GP | GS | TACKLES | | | | | | | | INTERCEPTIONS | | | | FUMBLES | | | | ST | | | | MISC | |
|--------|---------|----|----|---------|----|----|-----|-----|------|------|-----|---------------|-----|----|----|---------|----|----|----|-----|----|---|---|------|----|
| | | | | TK | S | A | TFL | YDS | SK | YDS | QBH | NO | YDS | LG | TD | PD | FF | FR | TD | YDS | TK | S | A | FF | FR |
| 2018 | Jaguars | 16 | 1 | 20 | 13 | 7 | 3 | 9 | 1.0 | 4.0 | 2 | 0 | 0 | 0 | 0 | 0 | 0 | 0 | 0 | 0 | 0 | 0 | 0 | 0 | 0 |
| 2019 | Jaguars | 16 | 8 | 33 | 18 | 15 | 5 | 22 | 2.0 | 16.0 | 9 | 0 | 0 | 0 | 0 | 1 | 1 | 0 | 0 | 0 | 0 | 0 | 0 | 0 | 0 |
| 2020 | Jaguars | 16 | 8 | 18 | 10 | 8 | 3 | 4 | 0.5 | 1.0 | 5 | 0 | 0 | 0 | 0 | 0 | 0 | 0 | 0 | 0 | 0 | 0 | 0 | 0 | 0 |
| 2021 | Jaguars | 15 | 0 | 15 | 10 | 5 | 4 | 20 | 2.0 | 16.0 | 8 | 0 | 0 | 0 | 0 | 0 | 0 | 0 | 0 | 0 | 0 | 0 | 0 | 0 | 0 |
| 2022 | Browns | 16 | 16 | 26 | 11 | 15 | 2 | 17 | 3.0 | 21.5 | 6 | 0 | 0 | 0 | 0 | 1 | 0 | 0 | 0 | 0 | 0 | 0 | 0 | 0 | 0 |
| 2023 | Colts | 7 | 2 | 12 | 9 | 3 | 3 | 4 | 2.0 | 9.0 | 1 | 0 | 0 | 0 | 0 | 0 | 1 | 0 | 0 | 0 | 0 | 0 | 0 | 0 | 0 |
| TOTALS | | 86 | 35 | 124 | 71 | 53 | 20 | 76 | 10.5 | 67.5 | 31 | 0 | 0 | 0 | 0 | 2 | 2 | 0 | 0 | 0 | 0 | 0 | 0 | 0 | 0 |

SINGLE-GAME HIGHS: DEFENSIVE

Total Tackles 4 at Washington Commanders, Jan 01, 2023

...4 more at 4.

Solo Tackles 3 vs. Indianapolis Colts, Dec 29, 2019

...2 more at 3.

Sacks 2.0 vs. Buffalo Bills, Nov 07, 2021

1.0 at Baltimore Ravens, Sep 24, 2023

...6 more at 1.0.

Passes Defensed 1 vs. Indianapolis Colts, Dec 29, 2019

Forced Fumbles 1 at Baltimore Ravens, Sep 24, 2023

...1 more at 1.

Tackles For Loss 2 vs. Buffalo Bills, Nov 07, 2021

...1 more at 2.

2018 GAME-BY-GAME REGULAR-SEASON STATISTICS (JAGUARS)

| DATE | OPPONENT | P/S | TACKLES | | | | | | | INTERCEPTIONS | | | | FUMBLES | | | | ST | | | MISC | | W/L | SCORE | | | |
|-------------|-------------|------|---------|----|---|-----|-----|-----|-----|---------------|----|-----|----|---------|----|----|----|----|-----|----|------|---|-----|-------|----|------|-------|
| | | | TK | S | A | SK | YDS | TFL | YDS | QBH | NO | YDS | LG | TD | PD | FF | FR | TD | YDS | TK | S | A | | | FF | FR | S |
| 09/09 | at Giants | P | 1 | 0 | 1 | 0.0 | 0.0 | 0 | 0 | 0 | 0 | 0 | 0 | 0 | 0 | 0 | 0 | 0 | 0 | 0 | 0 | 0 | 0 | 0 | 0 | W | 20-15 |
| 09/16 | Patriots | P | 0 | 0 | 0 | 0.0 | 0.0 | 0 | 0 | 0 | 0 | 0 | 0 | 0 | 0 | 0 | 0 | 0 | 0 | 0 | 0 | 0 | 0 | 0 | 0 | W | 31-20 |
| 09/23 | Titans | P | 1 | 1 | 0 | 0.0 | 0.0 | 0 | 0 | 0 | 0 | 0 | 0 | 0 | 0 | 0 | 0 | 0 | 0 | 0 | 0 | 0 | 0 | 0 | 0 | L | 6-9 |
| 09/30 | Jets | P | 2 | 1 | 1 | 0.0 | 0.0 | 0 | 0 | 0 | 0 | 0 | 0 | 0 | 0 | 0 | 0 | 0 | 0 | 0 | 0 | 0 | 0 | 0 | 0 | W | 31-12 |
| 10/07 | at Chiefs | P | 2 | 1 | 1 | 0.0 | 0.0 | 0 | 0 | 0 | 0 | 0 | 0 | 0 | 0 | 0 | 0 | 0 | 0 | 0 | 0 | 0 | 0 | 0 | 0 | L | 14-30 |
| 10/14 | at Cowboys | P | 2 | 1 | 1 | 0.0 | 0.0 | 0 | 0 | 0 | 0 | 0 | 0 | 0 | 0 | 0 | 0 | 0 | 0 | 0 | 0 | 0 | 0 | 0 | 0 | L | 7-40 |
| 10/21 | Texans | P | 0 | 0 | 0 | 0.0 | 0.0 | 0 | 0 | 0 | 0 | 0 | 0 | 0 | 0 | 0 | 0 | 0 | 0 | 0 | 0 | 0 | 0 | 0 | 0 | L | 7-20 |
| 10/28 | Eagles | P | 1 | 1 | 0 | 0.0 | 0.0 | 0 | 0 | 0 | 0 | 0 | 0 | 0 | 0 | 0 | 0 | 0 | 0 | 0 | 0 | 0 | 0 | 0 | 0 | L | 18-24 |
| 11/11 | at Colts | P | 0 | 0 | 0 | 0.0 | 0.0 | 0 | 0 | 0 | 0 | 0 | 0 | 0 | 0 | 0 | 0 | 0 | 0 | 0 | 0 | 0 | 0 | 0 | 0 | L | 26-29 |
| 11/18 | Steelers | P | 1 | 1 | 0 | 0.0 | 0.0 | 0 | 0 | 1 | 0 | 0 | 0 | 0 | 0 | 0 | 0 | 0 | 0 | 0 | 0 | 0 | 0 | 0 | 0 | L | 16-20 |
| 11/25 | at Bills | P | 2 | 2 | 0 | 0.0 | 0.0 | 1 | 4 | 0 | 0 | 0 | 0 | 0 | 0 | 0 | 0 | 0 | 0 | 0 | 0 | 0 | 0 | 0 | 0 | L | 21-24 |
| 12/02 | Colts | P | 1 | 1 | 0 | 0.0 | 0.0 | 0 | 0 | 0 | 0 | 0 | 0 | 0 | 0 | 0 | 0 | 0 | 0 | 0 | 0 | 0 | 0 | 0 | 0 | W | 6-0 |
| 12/06 | at Titans | S | 3 | 0 | 3 | 0.0 | 0.0 | 0 | 0 | 0 | 0 | 0 | 0 | 0 | 0 | 0 | 0 | 0 | 0 | 0 | 0 | 0 | 0 | 0 | 0 | L | 9-30 |
| 12/16 | Redskins | P | 3 | 3 | 0 | 0.0 | 0.0 | 1 | 1 | 0 | 0 | 0 | 0 | 0 | 0 | 0 | 0 | 0 | 0 | 0 | 0 | 0 | 0 | 0 | 0 | L | 13-16 |
| 12/23 | at Dolphins | P | 0 | 0 | 0 | 0.0 | 0.0 | 0 | 0 | 0 | 0 | 0 | 0 | 0 | 0 | 0 | 0 | 0 | 0 | 0 | 0 | 0 | 0 | 0 | 0 | W | 17-7 |
| 12/30 | at Texans | P | 1 | 1 | 0 | 1.0 | 4.0 | 1 | 4 | 1 | 0 | 0 | 0 | 0 | 0 | 0 | 0 | 0 | 0 | 0 | 0 | 0 | 0 | 0 | 0 | L | 3-20 |
| 2018 TOTALS | | 16-1 | 20 | 13 | 7 | 1.0 | 4.0 | 3 | 9 | 2 | 0 | 0 | 0 | 0 | 0 | 0 | 0 | 0 | 0 | 0 | 0 | 0 | 0 | 0 | 0 | 5-11 | |

2019 GAME-BY-GAME REGULAR-SEASON STATISTICS (JAGUARS)

| DATE | OPPONENT | P/S | TACKLES | | | | | | | | INTERCEPTIONS | | | | FUMBLES | | | | ST | | | MISC | | W/L | SCORE | | |
|-------------|-------------|------|---------|----|----|-----|------|-----|-----|-----|---------------|-----|----|----|---------|----|----|----|-----|----|---|------|----|-----|-------|------|-------|
| | | | TK | S | A | SK | YDS | TFL | YDS | QBH | NO | YDS | LG | TD | PD | FF | FR | TD | YDS | TK | S | A | FF | | | FR | S |
| 09/08 | Chiefs | P | 0 | 0 | 0 | 0.0 | 0.0 | 0 | 0 | 1 | 0 | 0 | 0 | 0 | 0 | 0 | 0 | 0 | 0 | 0 | 0 | 0 | 0 | 0 | 0 | L | 26-40 |
| 09/15 | at Texans | P | 2 | 0 | 2 | 0.0 | 0.0 | 0 | 0 | 2 | 0 | 0 | 0 | 0 | 0 | 0 | 0 | 0 | 0 | 0 | 0 | 0 | 0 | 0 | 0 | L | 12-13 |
| 09/19 | Titans | P | 3 | 2 | 1 | 1.0 | 5.0 | 1 | 5 | 2 | 0 | 0 | 0 | 0 | 0 | 0 | 0 | 0 | 0 | 0 | 0 | 0 | 0 | 0 | 0 | W | 20-7 |
| 09/29 | at Broncos | P | 0 | 0 | 0 | 0.0 | 0.0 | 0 | 0 | 0 | 0 | 0 | 0 | 0 | 0 | 0 | 0 | 0 | 0 | 0 | 0 | 0 | 0 | 0 | 0 | W | 26-24 |
| 10/06 | at Panthers | P | 0 | 0 | 0 | 0.0 | 0.0 | 0 | 0 | 0 | 0 | 0 | 0 | 0 | 0 | 0 | 0 | 0 | 0 | 0 | 0 | 0 | 0 | 0 | 0 | L | 27-34 |
| 10/13 | Saints | P | 0 | 0 | 0 | 0.0 | 0.0 | 0 | 0 | 0 | 0 | 0 | 0 | 0 | 0 | 0 | 0 | 0 | 0 | 0 | 0 | 0 | 0 | 0 | 0 | L | 6-13 |
| 10/20 | at Bengals | P | 3 | 2 | 1 | 0.0 | 0.0 | 0 | 0 | 1 | 0 | 0 | 0 | 0 | 0 | 0 | 0 | 0 | 0 | 0 | 0 | 0 | 0 | 0 | 0 | W | 27-17 |
| 10/27 | Jets | S | 1 | 1 | 0 | 0.0 | 0.0 | 0 | 0 | 0 | 0 | 0 | 0 | 0 | 0 | 0 | 0 | 0 | 0 | 0 | 0 | 0 | 0 | 0 | 0 | W | 29-15 |
| 11/03 | Texans | P | 3 | 3 | 0 | 0.0 | 0.0 | 0 | 0 | 0 | 0 | 0 | 0 | 0 | 0 | 0 | 0 | 0 | 0 | 0 | 0 | 0 | 0 | 0 | 0 | L | 3-26 |
| 11/17 | at Colts | S | 2 | 2 | 0 | 0.0 | 0.0 | 2 | 11 | 0 | 0 | 0 | 0 | 0 | 0 | 0 | 0 | 0 | 0 | 0 | 0 | 0 | 0 | 0 | 0 | L | 13-33 |
| 11/24 | at Titans | S | 4 | 1 | 3 | 0.0 | 0.0 | 0 | 0 | 0 | 0 | 0 | 0 | 0 | 0 | 0 | 0 | 0 | 0 | 0 | 0 | 0 | 0 | 0 | 0 | L | 20-42 |
| 12/01 | Buccaneers | S | 3 | 2 | 1 | 0.0 | 0.0 | 1 | 2 | 1 | 0 | 0 | 0 | 0 | 0 | 0 | 0 | 0 | 0 | 0 | 0 | 0 | 0 | 0 | 0 | L | 11-28 |
| 12/08 | Chargers | S | 1 | 1 | 0 | 0.0 | 0.0 | 0 | 0 | 1 | 0 | 0 | 0 | 0 | 0 | 0 | 0 | 0 | 0 | 0 | 0 | 0 | 0 | 0 | 0 | L | 10-45 |
| 12/15 | at Raiders | S | 3 | 1 | 2 | 0.0 | 0.0 | 0 | 0 | 0 | 0 | 0 | 0 | 0 | 0 | 0 | 0 | 0 | 0 | 0 | 0 | 0 | 0 | 0 | 0 | W | 20-16 |
| 12/22 | at Falcons | S | 4 | 0 | 4 | 0.0 | 0.0 | 0 | 0 | 0 | 0 | 0 | 0 | 0 | 0 | 0 | 0 | 0 | 0 | 0 | 0 | 0 | 0 | 0 | 0 | L | 12-24 |
| 12/29 | Colts | S | 4 | 3 | 1 | 1.0 | 11.0 | 1 | 4 | 1 | 0 | 0 | 0 | 0 | 1 | 1 | 0 | 0 | 0 | 0 | 0 | 0 | 0 | 0 | 0 | W | 38-20 |
| 2019 TOTALS | | 16-8 | 33 | 18 | 25 | 2.0 | 16.0 | 5 | 22 | 9 | 0 | 0 | 0 | 0 | 1 | 1 | 0 | 0 | 0 | 0 | 0 | 0 | 0 | 0 | 0 | 6-10 | |

96 TAVEN BRYAN

DEFENSIVE TACKLE

(TAY-rinn)



2020 GAME-BY-GAME REGULAR-SEASON STATISTICS (JAGUARS)

| | | | TACKLES | | | | | | | | INTERCEPTIONS | | | | FUMBLES | | | | ST | | | | MISC | | | | | | |
|--------------|-------------|-----|---------|----|----|-----|-----|-----|-----|-----|---------------|-----|----|----|---------|----|----|----|-----|----|---|---|------|----|---|---|------|--------|--|
| DATE | OPPONENT | P/S | TK | S | A | SK | YDS | TFL | YDS | QBH | NO | YDS | LG | TD | PD | FF | FR | TD | YDS | TK | S | A | FF | FR | S | A | W/L | SCORE | |
| 09/13 | Colts | S | 0 | 0 | 0 | 0.0 | 0.0 | 0 | 0 | 1 | 0 | 0 | 0 | 0 | 0 | 0 | 0 | 0 | 0 | 0 | 0 | 0 | 0 | 0 | 0 | 0 | W | 27-20 | |
| 09/20 | at Titans | S | 1 | 1 | 0 | 0.0 | 0.0 | 0 | 0 | 1 | 0 | 0 | 0 | 0 | 0 | 0 | 0 | 0 | 0 | 0 | 0 | 0 | 0 | 0 | 0 | 0 | L | 30-33 | |
| 09/24 | Dolphins | S | 0 | 0 | 0 | 0.0 | 0.0 | 0 | 0 | 0 | 0 | 0 | 0 | 0 | 0 | 0 | 0 | 0 | 0 | 0 | 0 | 0 | 0 | 0 | 0 | 0 | L | 13-31 | |
| 10/04 | at Bengals | S | 2 | 1 | 1 | 0.0 | 0.0 | 0 | 0 | 1 | 0 | 0 | 0 | 0 | 0 | 0 | 0 | 0 | 0 | 0 | 0 | 0 | 0 | 0 | 0 | 0 | L | 25-33 | |
| 10/11 | at Texans | S | 3 | 2 | 1 | 0.0 | 0.0 | 1 | 1 | 0 | 0 | 0 | 0 | 0 | 0 | 0 | 0 | 0 | 0 | 0 | 0 | 0 | 0 | 0 | 0 | 0 | L | 14-30 | |
| 10/18 | Lions | S | 1 | 1 | 0 | 0.0 | 0.0 | 1 | 0 | 0 | 0 | 0 | 0 | 0 | 0 | 0 | 0 | 0 | 0 | 0 | 0 | 0 | 0 | 0 | 0 | 0 | L | 16-34 | |
| 10/25 | at Chargers | S | 2 | 1 | 1 | 0.5 | 1.0 | 1 | 3 | 1 | 0 | 0 | 0 | 0 | 0 | 0 | 0 | 0 | 0 | 0 | 0 | 0 | 0 | 0 | 0 | 0 | L | 29-39 | |
| 11/08 | Texans | P | 2 | 1 | 1 | 0.0 | 0.0 | 0 | 0 | 0 | 0 | 0 | 0 | 0 | 0 | 0 | 0 | 0 | 0 | 0 | 0 | 0 | 0 | 0 | 0 | 0 | L | 25-27 | |
| 11/15 | at Packers | S | 1 | 0 | 1 | 0.0 | 0.0 | 0 | 0 | 0 | 0 | 0 | 0 | 0 | 0 | 0 | 0 | 0 | 0 | 0 | 0 | 0 | 0 | 0 | 0 | 0 | L | 20-24 | |
| 11/22 | Steelers | P | 1 | 1 | 0 | 0.0 | 0.0 | 0 | 0 | 0 | 0 | 0 | 0 | 0 | 0 | 0 | 0 | 0 | 0 | 0 | 0 | 0 | 0 | 0 | 0 | 0 | L | 3-27 | |
| 11/29 | Browns | P | 2 | 1 | 1 | 0.0 | 0.0 | 0 | 0 | 0 | 0 | 0 | 0 | 0 | 0 | 0 | 0 | 0 | 0 | 0 | 0 | 0 | 0 | 0 | 0 | 0 | L | 25-27 | |
| 12/06 | at Vikings | P | 0 | 0 | 0 | 0.0 | 0.0 | 0 | 0 | 0 | 0 | 0 | 0 | 0 | 0 | 0 | 0 | 0 | 0 | 0 | 0 | 0 | 0 | 0 | 0 | 0 | L | 24-27+ | |
| 12/13 | Titans | P | 1 | 0 | 1 | 0.0 | 0.0 | 0 | 0 | 0 | 0 | 0 | 0 | 0 | 0 | 0 | 0 | 0 | 0 | 0 | 0 | 0 | 0 | 0 | 0 | 0 | L | 10-31 | |
| 12/20 | at Ravens | P | 1 | 0 | 1 | 0.0 | 0.0 | 0 | 0 | 0 | 0 | 0 | 0 | 0 | 0 | 0 | 0 | 0 | 0 | 0 | 0 | 0 | 0 | 0 | 0 | 0 | L | 14-40 | |
| 12/27 | Bears | P | 1 | 1 | 0 | 0.0 | 0.0 | 0 | 0 | 0 | 0 | 0 | 0 | 0 | 0 | 0 | 0 | 0 | 0 | 0 | 0 | 0 | 0 | 0 | 0 | 0 | L | 17-41 | |
| 01/03 | at Colts | P | 0 | 0 | 0 | 0.0 | 0.0 | 0 | 0 | 0 | 0 | 0 | 0 | 0 | 0 | 0 | 0 | 0 | 0 | 0 | 0 | 0 | 0 | 0 | 0 | 0 | L | 14-28 | |
| 2020 TOTALS | | | 16-8 | 18 | 10 | 8 | 0.5 | 1.0 | 3 | 4 | 5 | 0 | 0 | 0 | 0 | 0 | 0 | 0 | 0 | 0 | 0 | 0 | 0 | 0 | 0 | 0 | 1-15 | | |
| + - Overtime | | | | | | | | | | | | | | | | | | | | | | | | | | | | | |

2021 GAME-BY-GAME REGULAR-SEASON STATISTICS (JAGUARS)

| DATE | OPPONENT | P/S | TACKLES | | | | | | | | INTERCEPTIONS | | | | FUMBLES | | | | ST | | | | MISC | | W/L | SCORE | |
|-------------|-------------|-----|---------|----|----|-----|------|------|-----|-----|---------------|-----|----|----|---------|----|----|----|-----|----|---|---|------|----|-----|-------|-------|
| | | | TK | S | A | SK | YDS | TFL | YDS | QBH | NO | YDS | LG | TD | PD | FF | FR | TD | YDS | TK | S | A | FF | FR | | | S |
| 09/12 | at Texans | P | 2 | 2 | 0 | 0.0 | 0.0 | 0 | 0 | 1 | 0 | 0 | 0 | 0 | 0 | 0 | 0 | 0 | 0 | 0 | 0 | 0 | 0 | 0 | 0 | L | 21-37 |
| 09/19 | Broncos | P | 2 | 0 | 2 | 0.0 | 0.0 | 0 | 0 | 0 | 0 | 0 | 0 | 0 | 0 | 0 | 0 | 0 | 0 | 0 | 0 | 0 | 0 | 0 | 0 | L | 13-23 |
| 09/26 | Cardinals | P | 2 | 2 | 0 | 0.0 | 0.0 | 1 | 1 | 0 | 0 | 0 | 0 | 0 | 0 | 0 | 0 | 0 | 0 | 0 | 0 | 0 | 0 | 0 | 0 | L | 19-31 |
| 09/30 | at Bengals | P | 0 | 0 | 0 | 0.0 | 0.0 | 0 | 0 | 0 | 0 | 0 | 0 | 0 | 0 | 0 | 0 | 0 | 0 | 0 | 0 | 0 | 0 | 0 | 0 | L | 21-24 |
| 10/10 | Titans | P | 0 | 0 | 0 | 0.0 | 0.0 | 0 | 0 | 0 | 0 | 0 | 0 | 0 | 0 | 0 | 0 | 0 | 0 | 0 | 0 | 0 | 0 | 0 | 0 | L | 19-37 |
| 10/17 | Dolphins | | | | | | | | | | INACTIVE | | | | | | | | | | | | | | | W | 23-20 |
| 10/31 | at Seahawks | P | 1 | 0 | 1 | 0.0 | 0.0 | 0 | 0 | 0 | 0 | 0 | 0 | 0 | 0 | 0 | 0 | 0 | 0 | 0 | 0 | 0 | 0 | 0 | 0 | L | 7-31 |
| 11/07 | Bills | P | 2 | 2 | 0 | 2.0 | 16.0 | 2 | 16 | 2 | 0 | 0 | 0 | 0 | 0 | 0 | 0 | 0 | 0 | 0 | 0 | 0 | 0 | 0 | 0 | W | 9-6 |
| 11/14 | at Colts | P | 1 | 1 | 0 | 0.0 | 0.0 | 1 | 3 | 2 | 0 | 0 | 0 | 0 | 0 | 0 | 0 | 0 | 0 | 0 | 0 | 0 | 0 | 0 | 0 | L | 17-23 |
| 11/21 | 49ers | P | 0 | 0 | 0 | 0.0 | 0.0 | 0 | 0 | 0 | 0 | 0 | 0 | 0 | 0 | 0 | 0 | 0 | 0 | 0 | 0 | 0 | 0 | 0 | 0 | L | 10-30 |
| 11/28 | Falcons | P | 1 | 0 | 1 | 0.0 | 0.0 | 0 | 0 | 1 | 0 | 0 | 0 | 0 | 0 | 0 | 0 | 0 | 0 | 0 | 0 | 0 | 0 | 0 | 0 | L | 14-21 |
| 12/05 | at Rams | P | 2 | 1 | 1 | 0.0 | 0.0 | 0 | 0 | 0 | 0 | 0 | 0 | 0 | 0 | 0 | 0 | 0 | 0 | 0 | 0 | 0 | 0 | 0 | 0 | L | 7-37 |
| 12/12 | at Titans | P | 1 | 1 | 0 | 0.0 | 0.0 | 0 | 0 | 1 | 0 | 0 | 0 | 0 | 0 | 0 | 0 | 0 | 0 | 0 | 0 | 0 | 0 | 0 | 0 | L | 0-20 |
| 12/19 | Texans | P | 0 | 0 | 0 | 0.0 | 0.0 | 0 | 0 | 1 | 0 | 0 | 0 | 0 | 0 | 0 | 0 | 0 | 0 | 0 | 0 | 0 | 0 | 0 | 0 | L | 16-30 |
| 12/26 | at Jets | P | 0 | 0 | 0 | 0.0 | 0.0 | 0 | 0 | 0 | 0 | 0 | 0 | 0 | 0 | 0 | 0 | 0 | 0 | 0 | 0 | 0 | 0 | 0 | 0 | L | 21-26 |
| 01/02 | at Patriots | P | 1 | 1 | 0 | 0.0 | 0.0 | 0 | 0 | 0 | 0 | 0 | 0 | 0 | 0 | 0 | 0 | 0 | 0 | 0 | 0 | 0 | 0 | 0 | 0 | L | 10-50 |
| 01/09 | Colts | | | | | | | | | | INACTIVE | | | | | | | | | | | | | | | W | 26-11 |
| 2021 TOTALS | | | 15-0 | 15 | 10 | 5 | 2.0 | 16.0 | 4 | 20 | 8 | 0 | 0 | 0 | 0 | 0 | 0 | 0 | 0 | 0 | 0 | 0 | 0 | 0 | 0 | 3-14 | |

2022 GAME-BY-GAME REGULAR-SEASON STATISTICS (BROWNS)

| | | | TACKLES | | | | | | | INTERCEPTIONS | | | | | FUMBLES | | | ST | | | | MISC | | | | | | | | |
|--------------|---------------|-----|----------|----|----|-----|------|------|-----|---------------|----|-----|----|----|---------|----|----|----|-----|----|---|------|----|----|---|---|------|--------|---|-------|
| DATE | OPPONENT | P/S | TK | S | A | SK | YDS | TFL | YDS | QBH | NO | YDS | LG | TD | PD | FF | FR | TD | YDS | TK | S | A | FF | FR | S | A | W/L | SCORE | | |
| 09/11 | at Panthers | S | 1 | 1 | 0 | 0.0 | 0.0 | 0 | 0 | 0 | 0 | 0 | 0 | 0 | 0 | 0 | 0 | 0 | 0 | 0 | 0 | 0 | 0 | 0 | 0 | 0 | W | 26-24 | | |
| 09/18 | Jets | S | 1 | 0 | 1 | 0.0 | 0.0 | 0 | 0 | 1 | 0 | 0 | 0 | 0 | 0 | 0 | 0 | 0 | 0 | 0 | 0 | 0 | 0 | 0 | 0 | 0 | L | 30-31 | | |
| 09/22 | Steelers | S | 2 | 2 | 0 | 0.0 | 0.0 | 0 | 0 | 0 | 0 | 0 | 0 | 0 | 0 | 0 | 0 | 0 | 0 | 0 | 0 | 0 | 0 | 0 | 0 | 0 | W | 29-17 | | |
| 10/02 | at Falcons | | INACTIVE | | | | | | | | | | | | | | | | | | | | | | | | | | L | 20-23 |
| 10/09 | Chargers | S | 2 | 0 | 2 | 0.0 | 0.0 | 0 | 0 | 0 | 0 | 0 | 0 | 0 | 0 | 0 | 0 | 0 | 0 | 0 | 0 | 0 | 0 | 0 | 0 | 0 | L | 28-30 | | |
| 10/16 | Patriots | S | 1 | 0 | 1 | 0.0 | 0.0 | 0 | 0 | 0 | 0 | 0 | 0 | 0 | 0 | 0 | 0 | 0 | 0 | 0 | 0 | 0 | 0 | 0 | 0 | 0 | L | 15-38 | | |
| 10/23 | at Ravens | S | 1 | 1 | 0 | 1.0 | 12.0 | 1 | 12 | 1 | 0 | 0 | 0 | 0 | 0 | 0 | 0 | 0 | 0 | 0 | 0 | 0 | 0 | 0 | 0 | 0 | L | 20-23 | | |
| 10/31 | Bengals | S | 4 | 1 | 3 | 0.5 | 4.0 | 0 | 0 | 1 | 0 | 0 | 0 | 0 | 0 | 0 | 0 | 0 | 0 | 0 | 0 | 0 | 0 | 0 | 0 | 0 | W | 32-13 | | |
| 11/13 | at Dolphins | S | 1 | 0 | 1 | 0.0 | 0.0 | 0 | 0 | 0 | 0 | 0 | 0 | 0 | 0 | 0 | 0 | 0 | 0 | 0 | 0 | 0 | 0 | 0 | 0 | 0 | L | 17-39 | | |
| 11/20 | at Bills | S | 1 | 1 | 0 | 1.0 | 5.0 | 1 | 5 | 1 | 0 | 0 | 0 | 0 | 0 | 0 | 0 | 0 | 0 | 0 | 0 | 0 | 0 | 0 | 0 | 0 | L | 23-31 | | |
| 11/27 | Buccaneers | S | 1 | 0 | 1 | 0.0 | 0.0 | 0 | 0 | 0 | 0 | 0 | 0 | 0 | 0 | 0 | 0 | 0 | 0 | 0 | 0 | 0 | 0 | 0 | 0 | 0 | W | 23-17+ | | |
| 12/04 | at Texans | S | 3 | 2 | 1 | 0.0 | 0.0 | 0 | 0 | 0 | 0 | 0 | 0 | 0 | 0 | 0 | 0 | 0 | 0 | 0 | 0 | 0 | 0 | 0 | 0 | 0 | W | 27-14 | | |
| 12/11 | at Bengals | S | 0 | 0 | 0 | 0.0 | 0.0 | 0 | 0 | 0 | 0 | 0 | 0 | 0 | 0 | 0 | 0 | 0 | 0 | 0 | 0 | 0 | 0 | 0 | 0 | 0 | L | 10-23 | | |
| 12/17 | Ravens | S | 1 | 0 | 1 | 0.0 | 0.0 | 0 | 0 | 1 | 0 | 0 | 0 | 0 | 0 | 0 | 0 | 0 | 0 | 0 | 0 | 0 | 0 | 0 | 0 | 0 | W | 13-3 | | |
| 12/24 | Saints | S | 2 | 2 | 0 | 0.0 | 0.0 | 0 | 0 | 0 | 0 | 0 | 0 | 0 | 1 | 0 | 0 | 0 | 0 | 0 | 0 | 0 | 0 | 0 | 0 | 0 | L | 10-17 | | |
| 01/01 | at Commanders | S | 4 | 1 | 3 | 0.5 | 0.5 | 0 | 0 | 1 | 0 | 0 | 0 | 0 | 0 | 0 | 0 | 0 | 0 | 0 | 0 | 0 | 0 | 0 | 0 | 0 | W | 24-10 | | |
| 01/08 | at Steelers | S | 1 | 0 | 1 | 0.0 | 0.0 | 0 | 0 | 0 | 0 | 0 | 0 | 0 | 0 | 0 | 0 | 0 | 0 | 0 | 0 | 0 | 0 | 0 | 0 | 0 | L | 14-28 | | |
| 2022 TOTALS | | | 16-16 | 26 | 11 | 15 | 3.0 | 21.5 | 2 | 17 | 6 | 0 | 0 | 0 | 0 | 1 | 0 | 0 | 0 | 0 | 0 | 0 | 0 | 0 | 0 | 0 | 7-10 | | | |
| + - Overtime | | | | | | | | | | | | | | | | | | | | | | | | | | | | | | |

96

TAVEN BRYAN

DEFENSIVE TACKLE

(TAY-vinn)



2023 GAME-BY-GAME REGULAR-SEASON STATISTICS (COLTS)

| DATE | OPPONENT | P/S | TACKLES | | | | | | | INTERCEPTIONS | | | | | FUMBLES | | | ST | | | MISC | | W/L | SCORE | | | |
|-------------|------------|-----|---------|---|---|-----|-----|-----|-----|---------------|----|-----|----|----|---------|----|----|----|-----|----|------|---|-----|-------|----|-----|--------|
| | | | TK | S | A | SK | YDS | TFL | YDS | QBH | NO | YDS | LG | TD | PD | FF | FR | TD | YDS | TK | S | A | | | FF | FR | S |
| 09/10 | Jaguars | P | 3 | 2 | 1 | 0.0 | 0.0 | 0 | 0 | 0 | 0 | 0 | 0 | 0 | 0 | 0 | 0 | 0 | 0 | 0 | 0 | 0 | 0 | 0 | 0 | L | 21-31 |
| 09/17 | at Texans | P | 1 | 1 | 0 | 1.0 | 4.0 | 1 | 4 | 1 | 0 | 0 | 0 | 0 | 0 | 0 | 0 | 0 | 0 | 0 | 0 | 0 | 0 | 0 | 0 | W | 31-20 |
| 09/24 | at Ravens | P | 2 | 1 | 1 | 1.0 | 5.0 | 0 | 0 | 0 | 0 | 0 | 0 | 0 | 1 | 0 | 0 | 0 | 0 | 0 | 0 | 0 | 0 | 0 | 0 | W | 22-19+ |
| 10/01 | Rams | S | 2 | 2 | 0 | 0.0 | 0.0 | 0 | 0 | 0 | 0 | 0 | 0 | 0 | 0 | 0 | 0 | 0 | 0 | 0 | 0 | 0 | 0 | 0 | 0 | L | 23-29+ |
| 10/08 | Titans | P | 1 | 1 | 0 | 0.0 | 0.0 | 1 | 0 | 0 | 0 | 0 | 0 | 0 | 0 | 0 | 0 | 0 | 0 | 0 | 0 | 0 | 0 | 0 | 0 | W | 23-16 |
| 10/15 | at Jaguars | P | 3 | 2 | 1 | 0.0 | 0.0 | 1 | 0 | 0 | 0 | 0 | 0 | 0 | 0 | 0 | 0 | 0 | 0 | 0 | 0 | 0 | 0 | 0 | 0 | L | 20-37 |
| 10/22 | Browns | S | 0 | 0 | 0 | 0.0 | 0.0 | 0 | 0 | 0 | 0 | 0 | 0 | 0 | 0 | 0 | 0 | 0 | 0 | 0 | 0 | 0 | 0 | 0 | 0 | L | 38-39 |
| 2023 TOTALS | | 7-2 | 12 | 9 | 3 | 2.0 | 9.0 | 3 | 4 | 1 | 0 | 0 | 0 | 0 | 0 | 1 | 0 | 0 | 0 | 0 | 0 | 0 | 0 | 0 | 0 | 3-4 | |

+ - Overtime

99 DEFOREST BUCKNER

DEFENSIVE TACKLE

(dub-FORE-ist)

AP 2ND TEAM '19 AP 1ST TEAM '20 Q 1ST TEAM '18 Q 1ST TEAM '21



DEFOREST BUCKNER: ACQUIRED BY THE COLTS IN A TRADE WITH THE SAN FRANCISCO 49ERS ON MARCH 18, 2020.

6-7 • 295 LBS
NFL EXP: 8
(4TH YEAR WITH THE COLTS)
BORN: 3/17/94

O COLLEGE:
OREGON

4TH-AND-SHORT

- 2x Associated Press All-Pro selection (2020, First Team; 2019, Second Team).
- 2x Pro Bowl selection (2018, 2021).
- In his first seven seasons, he compiled 462 tackles (286 solo), 69.0 tackles for loss, 53.0 sacks, 20 passes defended, seven forced fumbles, nine fumble recoveries and one safety in 112 games (109 starts).
- Owns the Colts' single-season franchise record for most sacks by a defensive tackle (9.5 in 2020).
- In 2020, selected AFC Defensive Player of the Month (December) and AFC Defensive Player of the Week (Week 15).
- Named the 2020 Polynesian Pro Football Player of the Year.

DOWN THE STRETCH

What is on your bucket list: Travel to at least 10 countries.

Do you have any pets: We have a little Cavalier Poodle mix named Kimo.

Do you have a pregame ritual: Hot tub/cold tub

Do you have any nicknames: DeFo or Buck

What is the best advice you've been given: Be the best version of yourself.

Who is your mentor: My father-in-law, Lance Shebelut.

Who is your favorite artist: Drake

What is your favorite food: Hawaiian Food

What is your favorite vacation spot: Italy

What is your favorite TV show: "The Office"

What are your pet peeves: Laziness

What are your hobbies off the field: Hunting, fishing, golfing, video games



X @DeForestBuckner

@dubuck_99

99 DEFOREST BUCKNER

DEFENSIVE TACKLE


(dub-FORE-ist)

AP 2ND TEAM '19 AP 1ST TEAM '20
Q 1ST TEAM '18 Q 1ST TEAM '21



GROWING UP FAST

Growing up in Hawaii, Buckner was never a child who caused trouble. However, he had to mature quickly as a 13-year-old when an accident changed his family's lifestyle. His father, George, was in a motorcycle accident that required him to have heart surgery. After falling into a coma, George rehabbed and recovered. Buckner knew that he had to step up for his family by doing chores around the house to help while he also continued to mentor his brother. All the while, he was starting to become a standout in football and basketball. He credits that experience to how he developed as a man both on and off the field.



FIRST YEAR IN INDY? FIRST TEAM ALL-PRO

Buckner wanted to prove to Indy that they made the right choice acquiring him for the 13th overall pick in the 2020 NFL Draft. In his first season, he showed he belonged. He earned First Team All-Pro honors after he played in 15 games (14 starts) and compiled 58 tackles (37 solo), 10.0 tackles for loss, 9.5 sacks, three passes defended, two forced fumbles and one fumble recovery. Among NFL defensive tackles, he ranked in the top-five in tackles (fourth), solo tackles (second), tackles for loss (tied-third), sacks (second) and forced fumbles (tied-third). Buckner established a single-season franchise record for most sacks by a defensive tackle. He became just the third Colts defensive tackle to be named First Team All-Pro, joining Art Donovan (1954-57) and Gene Lipscomb (1958-59).



Dr. DeFo

While at Oregon, Buckner started to dive into art and took the class "Art of the Athlete" which provides engagement for the student athletes through visual arts. His professor gave him the nickname, "Dr. DeFo" because of his passion and focus with his art. At the end of his time in the class, he was awarded the breakout artist award for his piece titled "King of Pop" that featured himself imitating Michael Jackson performing music, which was spray painted on vinyl.

DeFo DPOM

Buckner earned AFC Defensive Player of the Month for December during the 2020 season after he compiled 18 tackles (14 solo), 6.0 tackles for loss, 7.0 sacks, two passes defended and one forced fumble. He helped guide the Colts to a 4-1 record, including a playoff berth. Buckner recorded three games with at least 2.0 sacks.



DeFo DPW

In Week 15 of 2020 vs. Houston, Buckner earned AFC Defensive Player of the Week after he totaled four tackles (three solo), 2.0 tackles for loss, a career-high 3.0 sacks and one forced fumble. He was one of just four players in the NFL in 2020 to register at least four tackles, 2.0 tackles for loss, 3.0 sacks and one forced fumble in a single game. Buckner's 3.0 sacks tied for the third-most by any player in a single game last season. It marked the first time he had earned Player of the Week honors.



X @DeForestBuckner

IG @dbuck_99

99 DEFOREST BUCKNER

DEFENSIVE TACKLE

(dub-FORE-ist)



NFL HIGHLIGHTS

- Has competed in 118 games (114 starts) in eight seasons (2016-23) with the Colts (2020-23) and 49ers (2016-19) and has recorded 486 tackles (298 solo), 73.0 tackles for loss, 56.0 sacks, 20 passes defended, eight forced fumbles, 10 fumble recoveries (two for touchdowns) and one safety. Has started four postseason contests and has registered 14 tackles (11 solo), 2.0 tackles for loss, 2.5 sacks, one forced fumble and one fumble recovery.
- In 2023, he has played in all six games (five starts) and has tallied 24 tackles (12 solo), 4.0 tackles for loss, 3.0 sacks, one forced fumble and one fumble recovery returned for a touchdown. In Week 1 vs. JAX, he recorded a strip-sack on Trevor Lawrence that was recovered by Jacksonville, lost again by the Jaguars, and picked up by Buckner and returned 26 yards for a touchdown. It marked his second career touchdown. In Week 6 at JAX, he totaled three tackles (one solo), 1.0 tackle for loss and 1.0 sack.
- He appeared in all 17 games (16 starts) in 2022 and recorded 74 tackles (44 solo), 11.0 tackles for loss, 8.0 sacks, three passes defended, two forced fumbles and one fumble recovery. In Week 5 at Denver, he compiled eight tackles (four solo), 1.0 tackle for loss, 2.0 sacks, one pass defended and one forced fumble. He became the first NFL player to register at least eight tackles, 2.0 sacks, one pass defended and one forced fumble in a single game that season, and is the first to do so since Marcus Maye in Week 1 of 2020. In Week 6 vs. Jacksonville, he compiled five tackles (three solo), 1.0 tackle for loss and 1.0 sack. He tallied sacks in back-to-back games for the first time since Weeks 7 and 8 of 2021. In Week 8 vs. Washington, he tallied three tackles (two solo), 1.0 tackle for loss and 1.0 sack. In Week 9 at New England, he reached 50.0 career sacks. In Week 15 at Minnesota, he compiled three tackles (two solo), 2.0 tackles for loss, 1.0 sack and one pass defended. In Week 18 vs. Houston, he accumulated four solo tackles and 2.0 tackles for loss. He reached at least 10.0 tackles for loss for the third consecutive season.
- In 2021, he competed in all 17 games (16 starts and compiled 68 tackles (40 solo), 10.0 tackles for loss, 7.0 sacks and three passes defended en route to his second career Pro Bowl selection. In Week 6 vs. Houston, he registered five tackles (four solo), 2.0 tackles for loss and 1.0 sack. In Week 7 at San Francisco, he tallied six tackles (five solo), 1.0 tackle for loss and 1.0 sack. In Week 8 vs. Tennessee, he tallied two solo tackles, 1.0 tackle for loss and 1.0 sack. It was his third consecutive game with a sack. In Week 12 vs. Tampa Bay, he registered three solo tackles, 1.0 tackle for loss, 1.0 sack and one pass defended. In Week 15 vs. New England, he recorded four tackles (three solo), 1.0 tackle for loss and 1.0 sack. In Week 17 vs. Las Vegas, he had a season-high eight tackles (four solo), 1.0 tackle for loss and half a sack. It was the most tackles he has recorded in a single game as a Colt.

NFL HIGHLIGHTS CONT...

- Earned Associated Press First Team All-Pro and PFWA All-NFL Team honors after he appeared in 15 games (14 starts) in 2020 and accumulated 58 tackles (37 solo), 10.0 tackles for loss, 9.5 sacks, three passes defended, two forced fumbles and one fumble recovery. In Week 2 vs. Minnesota, he recorded three tackles (one solo), 1.0 tackle for loss and 1.5 sacks. He registered his first-career safety with a sack on Kirk Cousins. In Week 15 vs. Houston, he accumulated four tackles (three solo), a career-high 3.0 sacks, 2.0 tackles for loss and one forced fumble. He registered 2.0 sacks in the first quarter and became the first Colts player to do so since Robert Mathis in Week 10 of 2013. He became one of four players in 2020 to record at least four tackles, 2.0 tackles for loss, 3.0 sacks and one forced fumble in a single game, joining Justin Houston, Aaron Donald and Haason Reddick. Started one postseason contest and tallied two solo tackles.
- In 2019, was named an Associated Press Second Team All-Pro after he started all 16 games and totaled 61 tackles (33 solo), 9.0 tackles for loss, 7.5 sacks, two passes defended, two forced fumbles and a single-season career-high four fumble recoveries (one returned for a touchdown). According to the Elias Sports Bureau, he became the first 49er to tally four-or-more fumble recoveries in a single season since 1988. Started three postseason games and recorded 12 tackles (nine solo), 2.0 tackles for loss, 2.5 sacks, one forced fumble and one fumble recovery. In Super Bowl LIV, he tallied six tackles (three solo), 1.0 tackle for loss and a game-high 1.5 sacks. In Week 3, he had a team-high 10 tackles (six solo), 1.0 sack, one forced fumble and one fumble recovery vs. Pittsburgh.
- Selected to his first career Pro Bowl after he started 16 games in 2018 and compiled 67 tackles (44 solo), 17.0 tackles for loss, a single-season career-high 12.0 sacks, three passes defended and one fumble recovery. His 12.0 sacks ranked third in the NFL among defensive tackles and were the fourth-most by a 49er in a single season since 2000. Tallied seven tackles (three solo), 3.0 tackles for loss and a single-game career-high 2.5 sacks in Week 1 at Minnesota, which also tied for the third-most sacks in a single game by a 49er since 2010. Registered a career-high 11 tackles (seven solo), 4.0 tackles for loss and 2.0 sacks in Week 15 vs. Seattle. It was his third game with 2.0-or-more sacks on the season.
- In 2017, he started all 16 games and accumulated 61 tackles (45 solo), 5.0 tackles for loss, 3.0 sacks, five passes defended and one forced fumble. Recorded five solo tackles and his first-career forced fumble in Week 3 vs. the Los Angeles Rams.
- Selected to the PFWA All-Rookie Team after he started 15 games and totaled 73 tackles (43 solo), 7.0 tackles for loss, 6.0 sacks, one pass defended and two fumble recoveries. His 73 tackles ranked second among all NFL defensive tackles. His 6.0 sacks tied for a team



99 DEFOREST BUCKNER

DEFENSIVE TACKLE

(duh-FORE-ist)



NFL HIGHLIGHTS CONT...

high, ranked fourth among rookies and tied for the sixth-most sacks by a 49er rookie in franchise history. Recorded nine tackles (five solo), 2.0 sacks and one fumble recovery in Week 6 at Buffalo. It was his first-career game with 2.0 sacks.

COLLEGE HIGHLIGHTS

- Appeared in 54 games at Oregon (2012-15) and registered 232 tackles (106 solo), 36.0 tackles for loss, 18.0 sacks and nine passes defended.
- In 2015, he was named First Team All-America by *USA Today* and Second Team All-America by The Associated Press after he appeared in all 13 games and totaled 83 tackles (43 solo), 17.0 tackles for loss, 10.5 sacks and five passes defended. Also was named the PAC-12 Defensive Player of the Year and was the recipient of the Morris Trophy, which is an honor voted on by opposing PAC-12 offensive linemen.
- As a junior, he was named a Second Team All-PAC-12 choice after he started 15 games and tallied 81 tackles (36 solo), 13.0 tackles for loss, 4.0 sacks and four passes defended.
- In 2013, he played in 13 games (eight starts) and accumulated 39 tackles (12 solo), 3.5 tackles for loss and 2.5 sacks.
- As a freshman, he appeared in 13 games (two starts) and recorded 29 tackles (15 solo), 2.5 tackles for loss and 1.0 sack. He received the Casanova Award, which is awarded to the team's top first-year player.

PERSONAL

- Attended Punahou (Hawaii) High School and was named first team all-state his senior year.
- Was a four-year letterman in basketball and earned first team all-state and first team All-ILH (Interscholastic League of Honolulu) as a senior after averaging 11.3 points and 8.9 rebounds a game.
- In 2020, he participated in three Colts' mobile pantry distributions as part of the No One Runs on Empty program.
- Supported KNOT Today, for the 2021 and 2020 My Cause My Cleats campaign.
- Represented 'Beyond Differences' for the 2019 My Cause My Cleats campaign.
- Received the 2019 Bill Walsh Award, which was established in 2004 and is voted on by the coaching staff and given to the 49er who best represented the standard of professional excellence established by Walsh.
- In 2018, he was the recipient of the 49ers Len Eshmont Award, which is voted on by the team and given to the player who best exemplifies inspirational and courageous play.
- Participated in many community events with the 49ers, including the Crucial Catch Fashion Show, serving Thanksgiving dinner to people in need and taking local youth on a holiday shopping spree.
- Majored in criminology.
- Married to his wife, Ashlyn, and they have two sons, Dominic and Jordan.
- Last name is pronounced duh-FORE-ist.
- A native of Honolulu, Hawaii.

ADDITIONAL TRANSACTIONS

- Selected by the San Francisco 49ers in the first round (seventh overall) of the 2016 NFL Draft.

99 DEFOREST BUCKNER

DEFENSIVE TACKLE

(duh-FORE-ist)



MOST TACKLES IN THE NFL AMONG DEFENSIVE TACKLES, SINCE 2016

| | |
|------------------|-----|
| DEFOREST BUCKNER | 491 |
| GRADY JARRETT | 419 |
| CAMERON HAYWARD | 417 |
| AARON DONALD | 402 |
| LINVAL JOSEPH | 386 |

MOST SACKS BY A COLTS DEFENSIVE TACKLE IN A SINGLE SEASON

| | |
|------------------|------------|
| DEFOREST BUCKNER | 9.5 (2020) |
| DENICO AUTRY | 9.0 (2018) |
| DEFOREST BUCKNER | 8.0 (2022) |
| ELLIS JOHNSON | 8.0 (1998) |

MOST SOLO TACKLES IN THE NFL AMONG DEFENSIVE TACKLES, SINCE 2016

| | |
|------------------|-----|
| DEFOREST BUCKNER | 301 |
| CAMERON HEYWARD | 249 |
| AARON DONALD | 244 |
| GRADY JARRETT | 224 |

MOST SACKS IN THE NFL AMONG DEFENSIVE TACKLES, 2018 SEASON

| | |
|------------------|------|
| AARON DONALD | 20.5 |
| CHRIS JONES | 15.5 |
| DEFOREST BUCKNER | 12.0 |
| FLETCHER COX | 10.5 |
| JARRAN REED | 10.5 |

MOST SACKS IN THE NFL AMONG DEFENSIVE TACKLES, SINCE 2016

| | |
|------------------|------|
| AARON DONALD | 85.5 |
| CHRIS JONES | 70.5 |
| CAMERON HEYWARD | 56.5 |
| DEFOREST BUCKNER | 56.0 |
| FLETCHER COX | 44.0 |

MOST TFLS IN THE NFL AMONG DEFENSIVE TACKLES, 2018 SEASON

| | |
|------------------|------|
| AARON DONALD | 25.0 |
| CHRIS JONES | 19.0 |
| DEFOREST BUCKNER | 17.0 |
| GENO ATKINS | 13.0 |
| DENICO AUTRY | 13.0 |

MOST TFLS IN THE NFL AMONG DEFENSIVE TACKLES, SINCE 2016

| | |
|------------------|-------|
| AARON DONALD | 128.0 |
| CAMERON HEYWARD | 77.0 |
| DEFOREST BUCKNER | 73.0 |
| CHRIS JONES | 69.0 |

DEFOREST BUCKNER'S - NFL REGULAR SEASON STATISTICS

| | | | | | | | TACKLES | | | | INTERCEPTIONS | | | | | FUMBLES | | | | ST | | | | MISC | | | |
|--------|-------|-----|-----|-----|-----|-----|---------|-----|------|-------|---------------|----|-----|----|----|---------|----|----|----|-----|----|---|---|------|----|---|---|
| DATE | TEAM | GP | GS | TK | S | A | TFL | YDS | SK | YDS | QBH | NO | YDS | LG | TD | PD | FF | FR | TD | YDS | TK | S | A | FF | FR | S | A |
| 2016 | 49ers | 15 | 15 | 73 | 43 | 30 | 7 | 34 | 6.0 | 26.0 | 18 | 0 | 0 | 0 | 0 | 1 | 0 | 2 | 0 | 0 | 0 | 0 | 0 | 0 | 0 | 0 | 0 |
| 2017 | 49ers | 16 | 16 | 61 | 45 | 16 | 5 | 19 | 3.0 | 21.0 | 22 | 0 | 0 | 0 | 0 | 5 | 1 | 0 | 0 | 0 | 0 | 0 | 0 | 0 | 0 | 0 | 0 |
| 2018 | 49ers | 16 | 16 | 67 | 44 | 23 | 17 | 77 | 12.0 | 71.0 | 20 | 0 | 0 | 0 | 0 | 3 | 0 | 1 | 0 | 0 | 0 | 0 | 0 | 0 | 0 | 0 | 0 |
| 2019 | 49ers | 16 | 16 | 61 | 33 | 28 | 9 | 39 | 7.5 | 47.0 | 14 | 0 | 0 | 0 | 0 | 2 | 2 | 4 | 1 | 12 | 1 | 1 | 0 | 0 | 0 | 0 | 0 |
| 2020 | Colts | 15 | 14 | 58 | 37 | 21 | 10 | 49 | 9.5 | 58.0 | 26 | 0 | 0 | 0 | 0 | 3 | 2 | 1 | 0 | 0 | 0 | 0 | 0 | 0 | 0 | 0 | 0 |
| 2021 | Colts | 17 | 16 | 68 | 40 | 28 | 10 | 58 | 7.0 | 55.5 | 18 | 0 | 0 | 0 | 0 | 3 | 0 | 0 | 0 | 0 | 0 | 0 | 0 | 0 | 0 | 0 | 0 |
| 2022 | Colts | 17 | 16 | 74 | 44 | 30 | 11 | 43 | 8.0 | 48.5 | 22 | 0 | 0 | 0 | 0 | 3 | 2 | 1 | 0 | 0 | 0 | 0 | 0 | 0 | 0 | 0 | 0 |
| 2023 | Colts | 7 | 6 | 29 | 15 | 14 | 4 | 21 | 3.0 | 20.0 | 6 | 0 | 0 | 0 | 0 | 1 | 1 | 1 | 1 | 26 | 0 | 0 | 0 | 0 | 0 | 0 | 0 |
| TOTALS | | 119 | 115 | 491 | 301 | 190 | 73 | 340 | 56.0 | 347.0 | 146 | 0 | 0 | 0 | 0 | 21 | 8 | 10 | 2 | 38 | 1 | 1 | 0 | 0 | 0 | 0 | 0 |

99 DEFOREST BUCKNER

DEFENSIVE TACKLE

(dub-FORE-ist)



DEFOREST BUCKNER'S - NFL POSTSEASON STATISTICS

| | | | | TACKLES | | | | | | | | INTERCEPTIONS | | | | | FUMBLES | | | | ST | | | | MISC | | |
|--------|-------|----|----|---------|----|---|-----|-----|-----|------|-----|---------------|-----|----|----|----|---------|----|----|-----|----|---|---|----|------|---|---|
| DATE | TEAM | GP | GS | TK | S | A | TFL | YDS | SK | YDS | QBH | NO | YDS | LG | TD | PD | FF | FR | TD | YDS | TK | S | A | FF | FR | S | A |
| 2019 | 49ers | 3 | 3 | 12 | 9 | 3 | 2 | 10 | 2.5 | 17.5 | 4 | 0 | 0 | 0 | 0 | 0 | 1 | 1 | 0 | 0 | 0 | 0 | 0 | 0 | 0 | 0 | 0 |
| 2020 | Colts | 1 | 1 | 2 | 2 | 0 | 0 | 0 | 0.0 | 0.0 | 1 | 0 | 0 | 0 | 0 | 0 | 0 | 0 | 0 | 0 | 0 | 0 | 0 | 0 | 0 | 0 | 0 |
| TOTALS | | 4 | 4 | 14 | 11 | 3 | 2 | 10 | 2.5 | 17.5 | 5 | 0 | 0 | 0 | 0 | 0 | 1 | 1 | 0 | 0 | 0 | 0 | 0 | 0 | 0 | 0 | 0 |

SINGLE-GAME HIGHS: DEFENSIVE

Total Tackles 11 vs. Seattle Seahawks, Dec 16, 2018
...1 more at 11.

Solo Tackles 10 vs. New York Jets, Dec 11, 2016
7 vs. Seattle Seahawks, Dec 16, 2018
...1 more at 7.

Sacks 3.0 vs. Houston Texans, Dec 20, 2020
2.5 at Minnesota Vikings, Sep 09, 2018
2.0 at Denver Broncos, Oct 06, 2022
...6 more at 2.0.

Passes Defensed 2 vs. Dallas Cowboys, Oct 22, 2017
1 vs. Cleveland Browns, Oct 22, 2023
...18 more at 1.

Forced Fumbles 1 vs. Jacksonville Jaguars, Sep 10, 2023
...7 more at 1.

Fumble Recoveries 2 vs. Seattle Seahawks, Nov 11, 2019
1 vs. Jacksonville Jaguars, Sep 10, 2023
...7 more at 1.

Tackles For Loss 4 vs. Seattle Seahawks, Dec 16, 2018
3 at Minnesota Vikings, Sep 09, 2018
2 at Houston Texans, Sep 17, 2023
...12 more at 2.

Safeties 1 vs. Minnesota Vikings, Sep 20, 2020

Special Teams Tackles 1 vs. Cleveland Browns, Oct 07, 2019

Longest Opp Fumble Return 12 vs. Seattle Seahawks, Nov 11, 2019

SINGLE-GAME HIGHS - POSTSEASON: DEFENSIVE

Total Tackles 6 at Kansas City Chiefs, Feb 02, 2020
4 vs. Green Bay Packers, Jan 19, 2020
2 at Buffalo Bills, Jan 09, 2021
...1 more at 2.

Solo Tackles 4 vs. Green Bay Packers, Jan 19, 2020
3 at Kansas City Chiefs, Feb 02, 2020
2 at Buffalo Bills, Jan 09, 2021
...1 more at 2.

Sacks 1.5 at Kansas City Chiefs, Feb 02, 2020
1.0 vs. Minnesota Vikings, Jan 11, 2020

Forced Fumbles 1 vs. Minnesota Vikings, Jan 11, 2020

Fumble Recoveries 1 vs. Green Bay Packers, Jan 19, 2020

Tackles For Loss 1 at Kansas City Chiefs, Feb 02, 2020
...1 more at 1.

2016 GAME-BY-GAME REGULAR-SEASON STATISTICS (49ERS)

| DATE | OPPONENT | P/S | TACKLES | | | | | | | | INTERCEPTIONS | | | | | FUMBLES | | | | ST | | | | MISC | | | SCORE | |
|-------------|--------------|-----|---------|----|----|-----|-----|------|-----|-----|---------------|-----|----|----|----|---------|----|----|-----|----|---|---|----|------|---|--------|-------|-------|
| | | | TK | S | A | SK | YDS | TFL | YDS | QBH | NO | YDS | LG | TD | PD | FF | FR | TD | YDS | TK | S | A | FF | FR | S | A | | |
| 09/12 | Rams | S | 3 | 1 | 2 | 0.0 | 0.0 | 0 | 0 | 0 | 0 | 0 | 0 | 0 | 0 | 0 | 0 | 0 | 0 | 0 | 0 | 0 | 0 | 0 | W | 28-0 | | |
| 09/18 | at Panthers | S | 5 | 1 | 4 | 0.0 | 0.0 | 0 | 0 | 0 | 0 | 0 | 0 | 0 | 0 | 0 | 0 | 0 | 0 | 0 | 0 | 0 | 0 | 0 | L | 27-46 | | |
| 09/25 | at Seahawks | S | 8 | 1 | 7 | 0.0 | 0.0 | 0 | 0 | 0 | 0 | 0 | 0 | 0 | 0 | 0 | 0 | 0 | 0 | 0 | 0 | 0 | 0 | 0 | L | 18-37 | | |
| 10/02 | Cowboys | S | 5 | 3 | 2 | 0.0 | 0.0 | 0 | 0 | 1 | 0 | 0 | 0 | 0 | 0 | 0 | 0 | 0 | 0 | 0 | 0 | 0 | 0 | 0 | L | 17-24 | | |
| 10/06 | Cardinals | | | | | | | | | | INACTIVE | | | | | | | | | | | | | | | | L | 21-33 |
| 10/16 | at Bills | S | 9 | 5 | 4 | 2.0 | 0.0 | 0 | 0 | 3 | 0 | 0 | 0 | 0 | 0 | 1 | 0 | 0 | 0 | 0 | 0 | 0 | 0 | 0 | L | 16-45 | | |
| 10/23 | Buccaneers | S | 6 | 4 | 2 | 0.0 | 0.0 | 1 | 2 | 1 | 0 | 0 | 0 | 0 | 0 | 0 | 0 | 0 | 0 | 0 | 0 | 0 | 0 | 0 | L | 17-34 | | |
| 11/06 | Saints | S | 2 | 1 | 1 | 0.0 | 0.0 | 0 | 0 | 0 | 0 | 0 | 0 | 0 | 0 | 0 | 0 | 0 | 0 | 0 | 0 | 0 | 0 | 0 | L | 23-41 | | |
| 11/13 | at Cardinals | S | 3 | 3 | 0 | 1.0 | 9.0 | 1 | 9 | 3 | 0 | 0 | 0 | 0 | 0 | 1 | 0 | 0 | 0 | 0 | 0 | 0 | 0 | 0 | L | 20-23 | | |
| 11/20 | Patriots | S | 4 | 2 | 2 | 0.0 | 0.0 | 0 | 0 | 0 | 0 | 0 | 0 | 0 | 0 | 0 | 0 | 0 | 0 | 0 | 0 | 0 | 0 | 0 | L | 17-30 | | |
| 11/27 | at Dolphins | S | 4 | 3 | 1 | 0.0 | 0.0 | 1 | 2 | 0 | 0 | 0 | 0 | 0 | 0 | 0 | 0 | 0 | 0 | 0 | 0 | 0 | 0 | 0 | L | 24-31 | | |
| 12/04 | at Bears | S | 5 | 4 | 1 | 0.0 | 0.0 | 0 | 0 | 1 | 0 | 0 | 0 | 0 | 0 | 0 | 0 | 0 | 0 | 0 | 0 | 0 | 0 | 0 | L | 6-26 | | |
| 12/11 | Jets | S | 11 | 10 | 1 | 2.0 | 9.0 | 2 | 10 | 4 | 0 | 0 | 0 | 0 | 0 | 0 | 0 | 0 | 0 | 0 | 0 | 0 | 0 | 0 | L | 17-23+ | | |
| 12/18 | at Falcons | S | 4 | 3 | 1 | 0.0 | 0.0 | 1 | 3 | 0 | 0 | 0 | 0 | 0 | 0 | 0 | 0 | 0 | 0 | 0 | 0 | 0 | 0 | 0 | L | 13-41 | | |
| 12/24 | at Rams | S | 1 | 1 | 0 | 1.0 | 8.0 | 1 | 8 | 4 | 0 | 0 | 0 | 0 | 1 | 0 | 0 | 0 | 0 | 0 | 0 | 0 | 0 | 0 | W | 22-21 | | |
| 01/01 | Seahawks | S | 3 | 1 | 2 | 0.0 | 0.0 | 0 | 0 | 1 | 0 | 0 | 0 | 0 | 0 | 0 | 0 | 0 | 0 | 0 | 0 | 0 | 0 | 0 | L | 23-25 | | |
| 2016 TOTALS | | | 15-15 | 73 | 43 | 30 | 6.0 | 26.0 | 7 | 34 | 18 | 0 | 0 | 0 | 0 | 1 | 0 | 2 | 0 | 0 | 0 | 0 | 0 | 0 | 0 | 0 | 2-14 | |

+ - Overtime

99

DEFOREST BUCKNER

DEFENSIVE TACKLE

(dub-FORE-ist)



2017 GAME-BY-GAME REGULAR-SEASON STATISTICS (49ERS)

| DATE | OPPONENT | P/S | TACKLES | | | | | | | | INTERCEPTIONS | | | | FUMBLES | | | | ST | | | MISC | | W/L | SCORE | | |
|---------------|--------------|-----|---------|----|----|-----|-----|------|-----|-----|---------------|-----|----|----|---------|----|----|----|-----|----|---|------|----|-----|-------|----|--------|
| | | | TK | S | A | SK | YDS | TFL | YDS | QBH | NO | YDS | LG | TD | PD | FF | FR | TD | YDS | TK | S | A | FF | | | FR | S |
| 09/10 | Panthers | S | 6 | 5 | 1 | 0.0 | 0.0 | 0 | 0 | 1 | 0 | 0 | 0 | 0 | 0 | 0 | 0 | 0 | 0 | 0 | 0 | 0 | 0 | 0 | 0 | L | 3-23 |
| 09/17 | at Seahawks | S | 4 | 2 | 2 | 0.0 | 0.0 | 0 | 0 | 4 | 0 | 0 | 0 | 0 | 0 | 0 | 0 | 0 | 0 | 0 | 0 | 0 | 0 | 0 | 0 | L | 9-12 |
| 09/21 | Rams | S | 5 | 5 | 0 | 0.0 | 0.0 | 0 | 0 | 1 | 0 | 0 | 0 | 0 | 0 | 1 | 0 | 0 | 0 | 0 | 0 | 0 | 0 | 0 | 0 | L | 39-41 |
| 10/01 | at Cardinals | S | 4 | 4 | 0 | 1.0 | 7.0 | 2 | 11 | 4 | 0 | 0 | 0 | 0 | 1 | 0 | 0 | 0 | 0 | 0 | 0 | 0 | 0 | 0 | 0 | L | 15-18+ |
| 10/08 | at Colts | S | 5 | 1 | 4 | 0.5 | 5.5 | 1 | 1 | 2 | 0 | 0 | 0 | 0 | 0 | 0 | 0 | 0 | 0 | 0 | 0 | 0 | 0 | 0 | 0 | L | 23-26+ |
| 10/15 | at Redskins | S | 5 | 4 | 1 | 0.0 | 0.0 | 1 | 0 | 1 | 0 | 0 | 0 | 0 | 0 | 0 | 0 | 0 | 0 | 0 | 0 | 0 | 0 | 0 | 0 | L | 24-26 |
| 10/22 | Cowboys | S | 5 | 5 | 0 | 0.0 | 0.0 | 0 | 0 | 1 | 0 | 0 | 0 | 0 | 2 | 0 | 0 | 0 | 0 | 0 | 0 | 0 | 0 | 0 | 0 | L | 10-40 |
| 10/29 | at Eagles | S | 5 | 4 | 1 | 0.0 | 0.0 | 0 | 0 | 0 | 0 | 0 | 0 | 0 | 0 | 0 | 0 | 0 | 0 | 0 | 0 | 0 | 0 | 0 | 0 | L | 10-33 |
| 11/05 | Cardinals | S | 2 | 0 | 2 | 0.0 | 0.0 | 0 | 0 | 1 | 0 | 0 | 0 | 0 | 0 | 0 | 0 | 0 | 0 | 0 | 0 | 0 | 0 | 0 | 0 | L | 10-20 |
| 11/12 | Giants | S | 4 | 4 | 0 | 0.0 | 0.0 | 0 | 0 | 0 | 0 | 0 | 0 | 0 | 0 | 0 | 0 | 0 | 0 | 0 | 0 | 0 | 0 | 0 | 0 | W | 31-21 |
| 11/26 | Seahawks | S | 1 | 1 | 0 | 0.0 | 0.0 | 0 | 0 | 2 | 0 | 0 | 0 | 0 | 0 | 0 | 0 | 0 | 0 | 0 | 0 | 0 | 0 | 0 | 0 | L | 13-24 |
| 12/03 | at Bears | S | 0 | 0 | 0 | 0.0 | 0.0 | 0 | 0 | 0 | 0 | 0 | 0 | 0 | 0 | 0 | 0 | 0 | 0 | 0 | 0 | 0 | 0 | 0 | 0 | W | 15-14 |
| 12/10 | at Texans | S | 2 | 1 | 1 | 1.0 | 7.0 | 1 | 7 | 2 | 0 | 0 | 0 | 0 | 0 | 0 | 0 | 0 | 0 | 0 | 0 | 0 | 0 | 0 | 0 | W | 26-16 |
| 12/17 | Titans | S | 9 | 7 | 2 | 0.5 | 1.5 | 0 | 0 | 1 | 0 | 0 | 0 | 0 | 1 | 0 | 0 | 0 | 0 | 0 | 0 | 0 | 0 | 0 | 0 | W | 25-23 |
| 12/24 | Jaguars | S | 3 | 2 | 1 | 0.0 | 0.0 | 0 | 0 | 1 | 0 | 0 | 0 | 0 | 1 | 0 | 0 | 0 | 0 | 0 | 0 | 0 | 0 | 0 | 0 | W | 44-33 |
| 12/31 | at Rams | S | 1 | 0 | 1 | 0.0 | 0.0 | 0 | 0 | 1 | 0 | 0 | 0 | 0 | 0 | 0 | 0 | 0 | 0 | 0 | 0 | 0 | 0 | 0 | 0 | W | 34-13 |
| 2017 TOTALS | | | 16-16 | 61 | 45 | 16 | 3.0 | 21.0 | 5 | 19 | 22 | 0 | 0 | 0 | 0 | 5 | 1 | 0 | 0 | 0 | 0 | 0 | 0 | 0 | 0 | 0 | 6-10 |
| + - Over/Time | | | | | | | | | | | | | | | | | | | | | | | | | | | |

+ - Overtime

2018 GAME-BY-GAME REGULAR-SEASON STATISTICS (49ERS)

| DATE | OPPONENT | P/S | TACKLES | | | | | | | | INTERCEPTIONS | | | | FUMBLES | | | | ST | | | MISC | | W/L | SCORE | | |
|--------------|---------------|-------|---------|----|----|------|------|-----|-----|-----|---------------|-----|----|----|---------|----|----|----|-----|----|---|------|----|-----|-------|------|--------|
| | | | TK | S | A | SK | YDS | TFL | YDS | QBH | NO | YDS | LG | TD | PD | FF | FR | TD | YDS | TK | S | A | FF | | | FR | S |
| 09/09 | at Vikings | S | 7 | 3 | 4 | 2.5 | 16.0 | 3 | 21 | 3 | 0 | 0 | 0 | 0 | 0 | 0 | 0 | 0 | 0 | 0 | 0 | 0 | 0 | 0 | 0 | L | 16-24 |
| 09/16 | Lions | S | 5 | 5 | 0 | 1.0 | 8.0 | 1 | 8 | 2 | 0 | 0 | 0 | 0 | 0 | 0 | 0 | 0 | 0 | 0 | 0 | 0 | 0 | 0 | 0 | W | 30-27 |
| 09/23 | at Chiefs | S | 3 | 2 | 1 | 0.0 | 0.0 | 0 | 0 | 1 | 0 | 0 | 0 | 0 | 0 | 0 | 0 | 0 | 0 | 0 | 0 | 0 | 0 | 0 | 0 | L | 27-38 |
| 09/30 | at Chargers | S | 2 | 1 | 1 | 0.0 | 0.0 | 0 | 0 | 0 | 0 | 0 | 0 | 0 | 0 | 0 | 0 | 0 | 0 | 0 | 0 | 0 | 0 | 0 | 0 | L | 27-29 |
| 10/07 | Cardinals | S | 4 | 3 | 1 | 0.0 | 0.0 | 1 | 0 | 2 | 0 | 0 | 0 | 0 | 0 | 0 | 0 | 0 | 0 | 0 | 0 | 0 | 0 | 0 | 0 | L | 18-28 |
| 10/15 | at Packers | S | 2 | 1 | 1 | 1.0 | 9.0 | 1 | 9 | 1 | 0 | 0 | 0 | 0 | 0 | 0 | 0 | 0 | 0 | 0 | 0 | 0 | 0 | 0 | 0 | L | 30-33 |
| 10/21 | Rams | S | 3 | 3 | 0 | 0.0 | 0.0 | 1 | 2 | 0 | 0 | 0 | 0 | 0 | 0 | 0 | 0 | 0 | 0 | 0 | 0 | 0 | 0 | 0 | 0 | L | 10-39 |
| 10/28 | at Cardinals | S | 1 | 0 | 1 | 0.0 | 0.0 | 0 | 0 | 0 | 0 | 0 | 0 | 0 | 1 | 0 | 0 | 0 | 0 | 0 | 0 | 0 | 0 | 0 | 0 | L | 15-18 |
| 11/01 | Raiders | S | 2 | 2 | 0 | 1.0 | 5.0 | 1 | 5 | 1 | 0 | 0 | 0 | 0 | 0 | 0 | 0 | 0 | 0 | 0 | 0 | 0 | 0 | 0 | 0 | W | 34-3 |
| 11/12 | Giants | S | 5 | 0 | 5 | 0.5 | 4.0 | 0 | 0 | 1 | 0 | 0 | 0 | 0 | 1 | 0 | 0 | 0 | 0 | 0 | 0 | 0 | 0 | 0 | 0 | L | 23-27 |
| 11/25 | at Buccaneers | S | 5 | 5 | 0 | 1.0 | 8.0 | 2 | 10 | 2 | 0 | 0 | 0 | 0 | 0 | 0 | 0 | 0 | 0 | 0 | 0 | 0 | 0 | 0 | 0 | L | 9-27 |
| 12/02 | at Seahawks | S | 7 | 3 | 4 | 2.0 | 6.0 | 2 | 6 | 2 | 0 | 0 | 0 | 0 | 0 | 0 | 0 | 0 | 0 | 0 | 0 | 0 | 0 | 0 | 0 | L | 16-43 |
| 12/09 | Broncos | S | 3 | 3 | 0 | 0.0 | 0.0 | 0 | 0 | 1 | 0 | 0 | 0 | 0 | 0 | 0 | 0 | 0 | 0 | 0 | 0 | 0 | 0 | 0 | 0 | W | 20-14 |
| 12/16 | Seahawks | S | 11 | 7 | 4 | 2.0 | 12.0 | 4 | 13 | 3 | 0 | 0 | 0 | 0 | 0 | 0 | 0 | 0 | 0 | 0 | 0 | 0 | 0 | 0 | 0 | W | 26-23+ |
| 12/23 | Bears | S | 3 | 3 | 0 | 1.0 | 3.0 | 1 | 3 | 1 | 0 | 0 | 0 | 0 | 0 | 0 | 1 | 0 | 0 | 0 | 0 | 0 | 0 | 0 | 0 | L | 9-14 |
| 12/30 | at Rams | S | 4 | 3 | 1 | 0.0 | 0.0 | 0 | 0 | 0 | 0 | 0 | 0 | 0 | 1 | 0 | 0 | 0 | 0 | 0 | 0 | 0 | 0 | 0 | 0 | L | 32-48 |
| 2018 TOTALS | | 16-16 | 67 | 44 | 23 | 12.0 | 71.0 | 17 | 77 | 20 | 0 | 0 | 0 | 0 | 3 | 0 | 1 | 0 | 0 | 0 | 0 | 0 | 0 | 0 | 0 | 4-12 | |
| +/- Overtime | | | | | | | | | | | | | | | | | | | | | | | | | | | |

+ - Overtime

2019 GAME-BY-GAME REGULAR-SEASON STATISTICS (49ERS)

| DATE | OPPONENT | P/S | TACKLES | | | | | | | | INTERCEPTIONS | | | | FUMBLES | | | | ST | | | | MISC | | SCORE | | |
|----------------|---------------|-----|---------|----|----|-----|------|------|-----|-----|---------------|-----|----|----|---------|----|----|----|-----|----|---|---|------|----|-------|---|--------|
| | | | TK | S | A | SK | YDS | TFL | YDS | QBH | NO | YDS | LG | TD | PD | FF | FR | TD | YDS | TK | S | A | FF | FR | | S | A |
| 09/08 | at Buccaneers | S | 2 | 2 | 0 | 0.0 | 0.0 | 1 | 2 | 1 | 0 | 0 | 0 | 0 | 0 | 0 | 0 | 0 | 0 | 0 | 0 | 0 | 0 | 0 | 0 | W | 31-17 |
| 09/15 | at Bengals | S | 1 | 1 | 0 | 1.0 | 6.0 | 1 | 6 | 2 | 0 | 0 | 0 | 0 | 0 | 0 | 0 | 0 | 0 | 0 | 0 | 0 | 0 | 0 | 0 | W | 41-17 |
| 09/22 | Steelers | S | 10 | 6 | 4 | 1.0 | 9.0 | 0 | 0 | 2 | 0 | 0 | 0 | 0 | 0 | 1 | 1 | 0 | 0 | 0 | 0 | 0 | 0 | 0 | 0 | W | 24-20 |
| 10/07 | Browns | S | 4 | 2 | 2 | 1.0 | 12.0 | 0 | 0 | 1 | 0 | 0 | 0 | 0 | 1 | 1 | 0 | 0 | 0 | 1 | 1 | 0 | 0 | 0 | 0 | W | 31-3 |
| 10/13 | at Rams | S | 4 | 2 | 2 | 0.0 | 0.0 | 1 | 3 | 0 | 0 | 0 | 0 | 0 | 0 | 0 | 0 | 0 | 0 | 0 | 0 | 0 | 0 | 0 | 0 | W | 20-7 |
| 10/20 | at Redskins | S | 6 | 3 | 3 | 0.0 | 0.0 | 0 | 0 | 0 | 0 | 0 | 0 | 0 | 0 | 0 | 0 | 0 | 0 | 0 | 0 | 0 | 0 | 0 | 0 | W | 9-0 |
| 10/27 | Panthers | S | 2 | 1 | 1 | 0.0 | 0.0 | 0 | 0 | 1 | 0 | 0 | 0 | 0 | 1 | 0 | 0 | 0 | 0 | 0 | 0 | 0 | 0 | 0 | 0 | W | 51-13 |
| 10/31 | at Cardinals | S | 4 | 3 | 1 | 1.0 | 6.0 | 2 | 9 | 1 | 0 | 0 | 0 | 0 | 0 | 0 | 0 | 0 | 0 | 0 | 0 | 0 | 0 | 0 | 0 | W | 28-25 |
| 11/11 | Seahawks | S | 5 | 1 | 4 | 0.0 | 0.0 | 0 | 0 | 0 | 0 | 0 | 0 | 0 | 0 | 2 | 1 | 12 | 0 | 0 | 0 | 0 | 0 | 0 | 0 | L | 24-27+ |
| 11/17 | Cardinals | S | 2 | 2 | 0 | 1.0 | 3.0 | 1 | 3 | 1 | 0 | 0 | 0 | 0 | 0 | 0 | 0 | 0 | 0 | 0 | 0 | 0 | 0 | 0 | 0 | W | 36-26 |
| 11/24 | Packers | S | 5 | 1 | 4 | 0.5 | 1.0 | 0 | 0 | 2 | 0 | 0 | 0 | 0 | 0 | 0 | 0 | 0 | 0 | 0 | 0 | 0 | 0 | 0 | 0 | W | 37-8 |
| 12/01 | at Ravens | S | 6 | 4 | 2 | 1.0 | 0.0 | 0 | 0 | 1 | 0 | 0 | 0 | 0 | 0 | 0 | 0 | 0 | 0 | 0 | 0 | 0 | 0 | 0 | 0 | L | 17-20 |
| 12/08 | at Saints | S | 4 | 1 | 3 | 0.0 | 0.0 | 1 | 5 | 0 | 0 | 0 | 0 | 0 | 0 | 0 | 1 | 0 | 0 | 0 | 0 | 0 | 0 | 0 | 0 | W | 48-46 |
| 12/15 | Falcons | S | 1 | 1 | 0 | 0.0 | 0.0 | 0 | 0 | 0 | 0 | 0 | 0 | 0 | 0 | 0 | 0 | 0 | 0 | 0 | 0 | 0 | 0 | 0 | 0 | L | 22-29 |
| 12/21 | Rams | S | 1 | 1 | 0 | 0.0 | 0.0 | 1 | 1 | 0 | 0 | 0 | 0 | 0 | 0 | 0 | 0 | 0 | 0 | 0 | 0 | 0 | 0 | 0 | 0 | W | 34-31 |
| 12/29 | at Seahawks | S | 4 | 2 | 2 | 1.0 | 10.0 | 1 | 10 | 2 | 0 | 0 | 0 | 0 | 0 | 0 | 0 | 0 | 0 | 0 | 0 | 0 | 0 | 0 | 0 | W | 26-21 |
| 2019 TOTALS | | | 16-16 | 61 | 33 | 28 | 7.5 | 47.0 | 9 | 39 | 14 | 0 | 0 | 0 | 0 | 2 | 2 | 4 | 1 | 12 | 1 | 1 | 0 | 0 | 0 | 0 | 13-3 |
| +/- Over/Time. | | | | | | | | | | | | | | | | | | | | | | | | | | | |

+ - Overtime

@DeForestBuckner

@dubuck_99



2020 GAME-BY-GAME REGULAR-SEASON STATISTICS (COLTS)

| DATE | OPPONENT | P/S | TACKLES | | | | | | | | INTERCEPTIONS | | | | FUMBLES | | | ST | | | MISC | | W/L | SCORE | | | | |
|-------------|-------------|-----|------------------|----|----|-----|------|------|-----|-----|---------------|-----|----|----|---------|----|----|----|-----|----|------|---|-----|-------|----|----|--------|-------|
| | | | TK | S | A | SK | YDS | TFL | YDS | QBH | NO | YDS | LG | TD | PD | FF | FR | TD | YDS | TK | S | A | | | FF | FR | S | A |
| 09/13 | at Jaguars | S | 6 | 4 | 2 | 0.0 | 0.0 | 1 | 2 | 0 | 0 | 0 | 0 | 0 | 0 | 0 | 0 | 0 | 0 | 0 | 0 | 0 | 0 | 0 | 0 | L | 20-27 | |
| 09/20 | Vikings | S | 3 | 1 | 2 | 1.5 | 9.0 | 1 | 5 | 4 | 0 | 0 | 0 | 0 | 0 | 0 | 0 | 0 | 0 | 0 | 0 | 0 | 0 | 0 | 0 | W | 28-11 | |
| 09/27 | Jets | S | 6 | 4 | 2 | 0.0 | 0.0 | 0 | 0 | 1 | 0 | 0 | 0 | 0 | 0 | 0 | 0 | 0 | 0 | 0 | 0 | 0 | 0 | 0 | 0 | W | 36-7 | |
| 10/04 | at Bears | S | 3 | 1 | 2 | 0.0 | 0.0 | 0 | 0 | 3 | 0 | 0 | 0 | 0 | 1 | 0 | 0 | 0 | 0 | 0 | 0 | 0 | 0 | 0 | 0 | W | 19-11 | |
| 10/11 | at Browns | S | 5 | 3 | 2 | 0.0 | 0.0 | 0 | 0 | 1 | 0 | 0 | 0 | 0 | 0 | 0 | 0 | 0 | 0 | 0 | 0 | 0 | 0 | 0 | 0 | L | 23-32 | |
| 10/18 | Bengals | S | 5 | 4 | 1 | 1.0 | 8.0 | 2 | 8 | 4 | 0 | 0 | 0 | 0 | 0 | 0 | 0 | 0 | 0 | 0 | 0 | 0 | 0 | 0 | 0 | W | 31-27 | |
| 11/01 | at Lions | S | 1 | 0 | 1 | 0.0 | 0.0 | 0 | 0 | 0 | 0 | 0 | 0 | 0 | 0 | 0 | 0 | 0 | 0 | 0 | 0 | 0 | 0 | 0 | 0 | W | 41-21 | |
| 11/08 | Ravens | S | 5 | 2 | 3 | 0.0 | 0.0 | 0 | 0 | 0 | 0 | 0 | 0 | 0 | 0 | 1 | 0 | 0 | 0 | 0 | 0 | 0 | 0 | 0 | 0 | L | 10-24 | |
| 11/12 | at Titans | S | 5 | 3 | 2 | 0.0 | 0.0 | 0 | 0 | 3 | 0 | 0 | 0 | 0 | 0 | 0 | 0 | 0 | 0 | 0 | 0 | 0 | 0 | 0 | 0 | W | 34-17 | |
| 11/22 | Packers | S | 1 | 1 | 0 | 0.0 | 0.0 | 0 | 0 | 0 | 0 | 0 | 0 | 0 | 0 | 0 | 1 | 0 | 0 | 0 | 0 | 0 | 0 | 0 | 0 | W | 34-31+ | |
| 11/29 | Titans | | RESERVE/COVID-19 | | | | | | | | | | | | | | | | | | | | | | | | L | 26-45 |
| 12/06 | at Texans | S | 4 | 4 | 0 | 2.0 | 8.0 | 2 | 8 | 3 | 0 | 0 | 0 | 0 | 0 | 0 | 0 | 0 | 0 | 0 | 0 | 0 | 0 | 0 | 0 | W | 26-20 | |
| 12/13 | at Raiders | S | 4 | 3 | 1 | 0.0 | 0.0 | 0 | 0 | 1 | 0 | 0 | 0 | 0 | 0 | 0 | 0 | 0 | 0 | 0 | 0 | 0 | 0 | 0 | 0 | W | 44-27 | |
| 12/20 | Texans | P | 4 | 3 | 1 | 3.0 | 19.0 | 2 | 12 | 4 | 0 | 0 | 0 | 0 | 0 | 1 | 0 | 0 | 0 | 0 | 0 | 0 | 0 | 0 | 0 | W | 27-20 | |
| 12/27 | at Steelers | S | 2 | 1 | 1 | 0.0 | 0.0 | 0 | 0 | 0 | 0 | 0 | 0 | 0 | 1 | 0 | 0 | 0 | 0 | 0 | 0 | 0 | 0 | 0 | 0 | L | 24-28 | |
| 01/03 | Jaguars | S | 4 | 3 | 1 | 2.0 | 14.0 | 2 | 14 | 2 | 0 | 0 | 0 | 0 | 1 | 0 | 0 | 0 | 0 | 0 | 0 | 0 | 0 | 0 | 0 | W | 28-14 | |
| 2020 TOTALS | | | 15-14 | 58 | 37 | 21 | 9.5 | 58.0 | 10 | 49 | 26 | 0 | 0 | 0 | 0 | 3 | 2 | 1 | 0 | 0 | 0 | 0 | 0 | 0 | 0 | 0 | 11-5 | |

+ - Overtime

2021 GAME-BY-GAME REGULAR-SEASON STATISTICS (COLTS)

| DATE | OPPONENT | P/S | TACKLES | | | | | | | INTERCEPTIONS | | | | FUMBLES | | | ST | | | MISC | | W/L | SCORE | | | | |
|-------------|--------------|-----|---------|----|----|-----|------|------|-----|---------------|----|-----|----|---------|----|----|----|----|-----|------|---|-----|-------|---|----|----|--------|
| | | | TK | S | A | SK | YDS | TFL | YDS | QBH | NO | YDS | LG | TD | PD | FF | FR | TD | YDS | TK | S | | | A | FF | FR | S |
| 09/12 | Seahawks | S | 6 | 5 | 1 | 1.0 | 7.0 | 1 | 7 | 2 | 0 | 0 | 0 | 0 | 0 | 0 | 0 | 0 | 0 | 0 | 0 | 0 | 0 | 0 | 0 | L | 16-28 |
| 09/19 | Rams | S | 6 | 2 | 4 | 0.0 | 0.0 | 0 | 0 | 2 | 0 | 0 | 0 | 0 | 1 | 0 | 0 | 0 | 0 | 0 | 0 | 0 | 0 | 0 | 0 | L | 24-27 |
| 09/26 | at Titans | S | 4 | 1 | 3 | 0.0 | 0.0 | 0 | 0 | 1 | 0 | 0 | 0 | 0 | 0 | 0 | 0 | 0 | 0 | 0 | 0 | 0 | 0 | 0 | 0 | L | 16-25 |
| 10/03 | at Dolphins | S | 3 | 0 | 3 | 0.0 | 0.0 | 0 | 0 | 0 | 0 | 0 | 0 | 0 | 0 | 0 | 0 | 0 | 0 | 0 | 0 | 0 | 0 | 0 | 0 | W | 27-17 |
| 10/11 | at Ravens | S | 4 | 2 | 2 | 0.0 | 0.0 | 0 | 0 | 0 | 0 | 0 | 0 | 0 | 0 | 0 | 0 | 0 | 0 | 0 | 0 | 0 | 0 | 0 | 0 | L | 25-31+ |
| 10/17 | Texans | S | 5 | 4 | 1 | 1.0 | 9.0 | 2 | 10 | 1 | 0 | 0 | 0 | 0 | 0 | 0 | 0 | 0 | 0 | 0 | 0 | 0 | 0 | 0 | 0 | W | 31-3 |
| 10/24 | at 49ers | S | 6 | 5 | 1 | 1.0 | 4.0 | 1 | 4 | 1 | 0 | 0 | 0 | 0 | 0 | 0 | 0 | 0 | 0 | 0 | 0 | 0 | 0 | 0 | 0 | W | 30-18 |
| 10/31 | Titans | S | 2 | 2 | 0 | 1.0 | 8.0 | 1 | 8 | 1 | 0 | 0 | 0 | 0 | 0 | 0 | 0 | 0 | 0 | 0 | 0 | 0 | 0 | 0 | 0 | L | 31-34+ |
| 11/04 | Jets | S | 6 | 3 | 3 | 0.0 | 0.0 | 1 | 2 | 1 | 0 | 0 | 0 | 0 | 1 | 0 | 0 | 0 | 0 | 0 | 0 | 0 | 0 | 0 | 0 | W | 45-30 |
| 11/14 | Jaguars | S | 3 | 0 | 3 | 0.5 | 0.0 | 0 | 0 | 2 | 0 | 0 | 0 | 0 | 0 | 0 | 0 | 0 | 0 | 0 | 0 | 0 | 0 | 0 | 0 | W | 23-17 |
| 11/21 | at Bills | S | 1 | 0 | 1 | 0.0 | 0.0 | 0 | 0 | 0 | 0 | 0 | 0 | 0 | 0 | 0 | 0 | 0 | 0 | 0 | 0 | 0 | 0 | 0 | 0 | W | 41-15 |
| 11/28 | Buccaneers | S | 3 | 3 | 0 | 1.0 | 7.0 | 1 | 7 | 1 | 0 | 0 | 0 | 0 | 1 | 0 | 0 | 0 | 0 | 0 | 0 | 0 | 0 | 0 | 0 | L | 31-38 |
| 12/05 | at Texans | S | 2 | 2 | 0 | 0.0 | 0.0 | 0 | 0 | 2 | 0 | 0 | 0 | 0 | 0 | 0 | 0 | 0 | 0 | 0 | 0 | 0 | 0 | 0 | 0 | W | 31-0 |
| 12/18 | Patriots | S | 4 | 3 | 1 | 1.0 | 15.0 | 1 | 15 | 2 | 0 | 0 | 0 | 0 | 0 | 0 | 0 | 0 | 0 | 0 | 0 | 0 | 0 | 0 | 0 | W | 27-17 |
| 12/25 | at Cardinals | S | 2 | 1 | 1 | 0.0 | 0.0 | 0 | 0 | 0 | 0 | 0 | 0 | 0 | 0 | 0 | 0 | 0 | 0 | 0 | 0 | 0 | 0 | 0 | 0 | W | 22-16 |
| 01/02 | Raiders | S | 8 | 4 | 4 | 0.5 | 5.5 | 1 | 4 | 2 | 0 | 0 | 0 | 0 | 0 | 0 | 0 | 0 | 0 | 0 | 0 | 0 | 0 | 0 | 0 | L | 20-23 |
| 01/09 | at Jaguars | P | 3 | 3 | 0 | 0.0 | 0.0 | 0 | 1 | 1 | 0 | 0 | 0 | 0 | 0 | 0 | 0 | 0 | 0 | 0 | 0 | 0 | 0 | 0 | 0 | L | 11-26 |
| 2021 TOTALS | | | 17-16 | 68 | 40 | 28 | 7.0 | 55.5 | 10 | 58 | 18 | 0 | 0 | 0 | 0 | 3 | 0 | 0 | 0 | 0 | 0 | 0 | 0 | 0 | 0 | 0 | 9-8 |

+ - Overtime



2022 GAME-BY-GAME REGULAR-SEASON STATISTICS (COLTS)

| DATE | OPPONENT | P/S | TACKLES | | | | | | | INTERCEPTIONS | | | | FUMBLES | | | ST | | | MISC | | W/L | SCORE | | | | |
|-------------|-------------|-----|---------|----|----|-----|------|------|-----|---------------|----|-----|----|---------|----|----|----|----|-----|------|---|-----|-------|---|----|----|--------|
| | | | TK | S | A | SK | YDS | TFL | YDS | QBH | NO | YDS | LG | TD | PD | FF | FR | TD | YDS | TK | S | | | A | FF | FR | S |
| 09/11 | at Texans | S | 4 | 2 | 2 | 0.0 | 0.0 | 0 | 0 | 0 | 0 | 0 | 0 | 0 | 0 | 1 | 0 | 0 | 0 | 0 | 0 | 0 | 0 | 0 | 0 | T | 20-20 |
| 09/18 | at Jaguars | S | 4 | 2 | 2 | 0.0 | 0.0 | 1 | 1 | 0 | 0 | 0 | 0 | 0 | 0 | 0 | 0 | 0 | 0 | 0 | 0 | 0 | 0 | 0 | 0 | L | 0-24 |
| 09/25 | Chiefs | S | 4 | 2 | 2 | 0.0 | 0.0 | 0 | 0 | 2 | 0 | 0 | 0 | 0 | 0 | 0 | 0 | 0 | 0 | 0 | 0 | 0 | 0 | 0 | 0 | W | 20-17 |
| 10/02 | Titans | P | 0 | 0 | 0 | 0.0 | 0.0 | 0 | 0 | 0 | 0 | 0 | 0 | 0 | 0 | 0 | 0 | 0 | 0 | 0 | 0 | 0 | 0 | 0 | 0 | L | 17-24 |
| 10/06 | at Broncos | S | 8 | 4 | 4 | 2.0 | 13.0 | 1 | 6 | 2 | 0 | 0 | 0 | 0 | 1 | 1 | 0 | 0 | 0 | 0 | 0 | 0 | 0 | 0 | 0 | W | 12-9+ |
| 10/16 | Jaguars | S | 5 | 3 | 2 | 1.0 | 14.0 | 1 | 14 | 1 | 0 | 0 | 0 | 0 | 0 | 0 | 0 | 0 | 0 | 0 | 0 | 0 | 0 | 0 | 0 | W | 34-27 |
| 10/23 | at Titans | S | 3 | 0 | 3 | 0.0 | 0.0 | 0 | 0 | 3 | 0 | 0 | 0 | 0 | 0 | 0 | 0 | 0 | 0 | 0 | 0 | 0 | 0 | 0 | 0 | L | 10-19 |
| 10/30 | Commanders | S | 3 | 2 | 1 | 1.0 | 1.0 | 1 | 1 | 2 | 0 | 0 | 0 | 0 | 0 | 0 | 0 | 0 | 0 | 0 | 0 | 0 | 0 | 0 | 0 | L | 16-17 |
| 11/06 | at Patriots | S | 7 | 4 | 3 | 1.0 | 4.0 | 1 | 2 | 3 | 0 | 0 | 0 | 0 | 0 | 0 | 0 | 0 | 0 | 0 | 0 | 0 | 0 | 0 | 0 | L | 3-26 |
| 11/13 | at Raiders | S | 5 | 3 | 2 | 0.5 | 3.5 | 0 | 0 | 1 | 0 | 0 | 0 | 0 | 0 | 1 | 0 | 0 | 0 | 0 | 0 | 0 | 0 | 0 | 0 | W | 25-20 |
| 11/20 | Eagles | S | 5 | 3 | 2 | 0.0 | 0.0 | 0 | 0 | 0 | 0 | 0 | 0 | 0 | 0 | 0 | 0 | 0 | 0 | 0 | 0 | 0 | 0 | 0 | 0 | L | 16-17 |
| 11/28 | Steelers | S | 6 | 5 | 1 | 0.0 | 0.0 | 1 | 0 | 0 | 0 | 0 | 0 | 0 | 0 | 0 | 0 | 0 | 0 | 0 | 0 | 0 | 0 | 0 | 0 | L | 17-24 |
| 12/04 | at Cowboys | S | 3 | 2 | 1 | 0.0 | 0.0 | 0 | 0 | 0 | 0 | 0 | 0 | 0 | 0 | 0 | 0 | 0 | 0 | 0 | 0 | 0 | 0 | 0 | 0 | L | 19-54 |
| 12/17 | at Vikings | S | 3 | 2 | 1 | 1.0 | 6.0 | 2 | 8 | 3 | 0 | 0 | 0 | 0 | 1 | 0 | 0 | 0 | 0 | 0 | 0 | 0 | 0 | 0 | 0 | L | 36-39+ |
| 12/26 | Chargers | S | 5 | 2 | 3 | 1.5 | 7.0 | 1 | 5 | 1 | 0 | 0 | 0 | 0 | 0 | 1 | 0 | 0 | 0 | 0 | 0 | 0 | 0 | 0 | 0 | L | 3-20 |
| 01/01 | at Giants | S | 5 | 4 | 1 | 0.0 | 0.0 | 0 | 0 | 1 | 0 | 0 | 0 | 0 | 0 | 0 | 0 | 0 | 0 | 0 | 0 | 0 | 0 | 0 | 0 | L | 10-38 |
| 01/08 | Texans | S | 4 | 4 | 0 | 0.0 | 0.0 | 2 | 6 | 3 | 0 | 0 | 0 | 0 | 0 | 0 | 0 | 0 | 0 | 0 | 0 | 0 | 0 | 0 | 0 | L | 31-32 |
| 2022 TOTALS | | | 17-16 | 74 | 44 | 30 | 8.0 | 48.5 | 11 | 43 | 22 | 0 | 0 | 0 | 0 | 3 | 2 | 1 | 0 | 0 | 0 | 0 | 0 | 0 | 0 | 0 | 4-12-1 |

+ - Overtime

2023 GAME-BY-GAME REGULAR-SEASON STATISTICS (COLTS)

| DATE | OPPONENT | P/S | TACKLES | | | | | | | INTERCEPTIONS | | | | | FUMBLES | | | ST | | | MISC | | W/L | SCORE | | | | |
|-------------|------------|-----|---------|----|----|-----|------|------|-----|---------------|----|-----|----|----|---------|----|----|----|-----|----|------|---|-----|-------|----|----|---|--------|
| | | | TK | S | A | SK | YDS | TFL | YDS | QBH | NO | YDS | LG | TD | PD | FF | FR | TD | YDS | TK | S | A | | | FF | FR | S | A |
| 09/10 | Jaguars | S | 7 | 4 | 3 | 1.0 | 1.0 | 1 | 2 | 2 | 0 | 0 | 0 | 0 | 0 | 1 | 1 | 1 | 26 | 0 | 0 | 0 | 0 | 0 | 0 | 0 | L | 21-31 |
| 09/17 | at Texans | S | 4 | 4 | 0 | 1.0 | 9.0 | 2 | 9 | 1 | 0 | 0 | 0 | 0 | 0 | 0 | 0 | 0 | 0 | 0 | 0 | 0 | 0 | 0 | 0 | 0 | W | 31-20 |
| 09/24 | at Ravens | S | 2 | 1 | 1 | 0.0 | 0.0 | 0 | 0 | 0 | 0 | 0 | 0 | 0 | 0 | 0 | 0 | 0 | 0 | 0 | 0 | 0 | 0 | 0 | 0 | 0 | W | 22-19+ |
| 10/01 | Rams | P | 2 | 1 | 1 | 0.0 | 0.0 | 0 | 0 | 0 | 0 | 0 | 0 | 0 | 0 | 0 | 0 | 0 | 0 | 0 | 0 | 0 | 0 | 0 | 0 | 0 | L | 23-29+ |
| 10/08 | Titans | S | 6 | 1 | 5 | 0.0 | 0.0 | 0 | 0 | 1 | 0 | 0 | 0 | 0 | 0 | 0 | 0 | 0 | 0 | 0 | 0 | 0 | 0 | 0 | 0 | 0 | W | 23-16 |
| 10/15 | at Jaguars | S | 3 | 1 | 2 | 1.0 | 10.0 | 1 | 10 | 1 | 0 | 0 | 0 | 0 | 0 | 0 | 0 | 0 | 0 | 0 | 0 | 0 | 0 | 0 | 0 | 0 | L | 20-37 |
| 10/22 | Browns | S | 5 | 3 | 2 | 0.0 | 0.0 | 0 | 0 | 1 | 0 | 0 | 0 | 0 | 1 | 0 | 0 | 0 | 0 | 0 | 0 | 0 | 0 | 0 | 0 | 0 | L | 38-39 |
| 2023 TOTALS | | | 7-6 | 29 | 15 | 14 | 3.0 | 20.0 | 4 | 21 | 6 | 0 | 0 | 0 | 0 | 1 | 1 | 1 | 1 | 26 | 0 | 0 | 0 | 0 | 0 | 0 | 0 | 3-4 |

+ - Overtime

2019 GAME-BY-GAME POSTSEASON STATISTICS (49ERS)

| DATE | OPPONENT | P/S | TACKLES | | | | | | | INTERCEPTIONS | | | | | FUMBLES | | | ST | | | MISC | | W/L | SCORE | | | |
|-------------|-----------|-----|---------|----|---|-----|-----|------|-----|---------------|----|-----|----|----|---------|----|----|----|-----|----|------|---|-----|-------|----|-----|-------|
| | | | TK | S | A | SK | YDS | TFL | YDS | QBH | NO | YDS | LG | TD | PD | FF | FR | TD | YDS | TK | S | A | | | FF | FR | S |
| 01/11 | Vikings | S | 2 | 2 | 0 | 1.0 | 8.0 | 1 | 1 | 1 | 0 | 0 | 0 | 0 | 0 | 1 | 0 | 0 | 0 | 0 | 0 | 0 | 0 | 0 | 0 | W | 27-10 |
| 01/19 | Packers | S | 4 | 4 | 0 | 0.0 | 0.0 | 0 | 0 | 0 | 0 | 0 | 0 | 0 | 0 | 1 | 0 | 0 | 0 | 0 | 0 | 0 | 0 | 0 | 0 | W | 37-20 |
| 02/02 | at Chiefs | S | 6 | 3 | 3 | 1.5 | 9.5 | 1 | 9 | 3 | 0 | 0 | 0 | 0 | 0 | 0 | 0 | 0 | 0 | 0 | 0 | 0 | 0 | 0 | 0 | L | 20-31 |
| 2019 TOTALS | | | 3-3 | 12 | 9 | 3 | 2.5 | 17.5 | 2 | 10 | 4 | 0 | 0 | 0 | 0 | 0 | 1 | 1 | 0 | 0 | 0 | 0 | 0 | 0 | 0 | 2-1 | |

2020 GAME-BY-GAME POSTSEASON STATISTICS (COLTS)

| DATE | OPPONENT | P/S | TACKLES | | | | | | | INTERCEPTIONS | | | | FUMBLES | | | ST | | | MISC | | SCORE | | | | | | |
|-------------|----------|-----|---------|---|---|-----|-----|-----|-----|---------------|----|-----|----|---------|----|----|----|----|-----|------|---|-------|---|----|----|---|-----|-------|
| | | | TK | S | A | SK | YDS | TFL | YDS | QBH | NO | YDS | LG | TD | PD | FF | FR | TD | YDS | TK | S | | A | FF | FR | S | A | W/L |
| 01/09 | at Bills | S | 2 | 2 | 0 | 0.0 | 0.0 | 0 | 0 | 0 | 1 | 0 | 0 | 0 | 0 | 0 | 0 | 0 | 0 | 0 | 0 | 0 | 0 | 0 | 0 | 0 | L | 24-27 |
| 2020 TOTALS | | | 1-1 | 2 | 2 | 0 | 0.0 | 0.0 | 0 | 0 | 1 | 0 | 0 | 0 | 0 | 0 | 0 | 0 | 0 | 0 | 0 | 0 | 0 | 0 | 0 | 0 | 0-1 | |



NICK CROSS: SELECTED BY THE COLTS IN THE THIRD ROUND (96TH OVERALL) OF THE 2022 NFL DRAFT.



6-0 • 212 LBS
NFL EXP: 2
(2ND YEAR WITH THE COLTS)
BORN: 9/10/01

M COLLEGE:
MARYLAND

4TH-AND-SHORT

- In his first season, he appeared in 17 games (two starts) and registered nine tackles (eight solo) and eight special teams stops
- Became the youngest player in Colts history to start a game in the Super Bowl era and the second-youngest player to ever play in a Colts uniform.
- His father, Michael, emigrated from Jamaica and his mother, Anna Awah-Cross, is from Trinidad and Tobago.

DOWN THE STRETCH

What is on your bucket list: Go on a European vacation.

Do you have a pregame ritual: I watch Sean Taylor and Brian Dawkins highlights.

Who is your favorite artist: I don't really have one specific artist. I like a bunch of different genres.

What is your favorite TV show: 'The Walking Dead'

What is your favorite food: General Tso Chicken

What is your favorite vacation spot: Montego Bay, Jamaica

Do you have any hidden talents: I play the saxophone.

What are your hobbies off the field: I enjoy traveling, sneaker shopping, watching Netflix and reading.



THE WAIT WAS WORTH IT

Cross always knew he wanted to play football. He would watch highlights on the computer and cry when his favorite NFL team lost. He wanted to play youth football and emulate his favorite players, but his father wanted him to wait. His father, Michael, told Cross that he could start playing when he got to high school. Cross stayed with soccer and basketball until high school, and then made the transition to football. He flourished and finished his high school career as the No. 4 ranked safety in the nation.

NFL HIGHLIGHTS

- Has appeared in 23 games (two starts) in two seasons with the Colts (2022-23) and has totaled nine tackles (eight solo) and one fumble recovery. He also has 16 special teams tackles.
- In 2023, he has appeared in all seven games and has tallied eight special teams tackles.
- He appeared in 16 games (two starts) in 2022 and registered nine tackles (eight solo) and eight special teams stops. In Week 1 against Houston, Cross became the youngest player in Colts history to start a game in the Super Bowl era and the second-youngest player to ever play in a Colts uniform.

COLLEGE HIGHLIGHTS

- Appeared in 29 games (21 starts) at Maryland (2019-21) and compiled 135 tackles (89 solo), 5.5 tackles for loss, 4.0 sacks, 18 passes defended, six interceptions and three forced fumbles. He was a three-time All-Big Ten honorable mention selection (2019-21).
- In 2021, he garnered All-Big Ten honorable mention accolades after he started all 13 games and tallied 67 tackles (45 solo), 3.5 tackles for loss, 3.0 sacks, seven passes defended, a team-high three interceptions and a team-high two forced fumbles. In the New Era Pinstripe Bowl vs. Virginia, he forced a fumble that was returned for a touchdown by a teammate.
- As a true sophomore, he appeared in four games (three starts) and recorded 23 tackles (14 solo), 1.0 tackle for loss, 1.0 sack, four passes defended, a team-high one interception and one forced fumble. Named an All-Big Ten honorable mention selection. In a win against Penn State, he had a team-high eight tackles (four solo), 1.0 tackle for loss, 1.0 sack, two passes defended, one interception and his first career forced fumble.
- In 2019, he saw action in 12 games (five starts) and accumulated 45 tackles (30 solo), 1.0 tackle for loss, seven passes defended and two interceptions. Registered team highs in passes defended (seven) and interceptions (two). Against No. 1 Ohio State, he recorded a then single-game career-high nine tackles (six solo).

PERSONAL

- Attended DeMatha Catholic High School in Hyattsville, Md.
- Ranked the No. 4 safety in the 2019 recruiting class.
- Rated a four-star recruit coming out of high school and the top ranked player in Maryland.
- Named a First Team *Washington Post* All-Metro selection and a two-time First Team WCAC choice.
- Received almost 40 scholarship offers coming out of high school.
- As a senior, he tallied 94 tackles and four interceptions.
- Was roommates at Maryland with Dino Tomlin, the son of Steelers Head Coach Mike Tomlin.
- Also competed on the indoor track team at Maryland.
- Plays the saxophone.
- His father, Michael, emigrated from Jamaica and his mother, Anna Awah-Cross, is from Trinidad and Tobago.
- Majored in business.
- A native of Bowie, Md.



NICK CROSS' - NFL REGULAR SEASON STATISTICS

| | | | TACKLES | | | | | | | | | INTERCEPTIONS | | | | | FUMBLES | | | | ST | | | | | MISC | |
|--------|-------|----|---------|----|---|---|-----|-----|-----|-----|-----|---------------|-----|----|----|----|---------|----|----|-----|----|----|---|----|----|------|---|
| DATE | TEAM | GP | GS | TK | S | A | TFL | YDS | SK | YDS | QBH | NO | YDS | LG | TD | PD | FF | FR | TD | YDS | TK | S | A | FF | FR | S | A |
| 2022 | Colts | 16 | 2 | 9 | 8 | 1 | 0 | 0 | 0.0 | 0.0 | 0 | 0 | 0 | 0 | 0 | 0 | 0 | 1 | 0 | 0 | 8 | 3 | 5 | 0 | 0 | 0 | 0 |
| 2023 | Colts | 7 | 0 | 0 | 0 | 0 | 0 | 0 | 0.0 | 0.0 | 0 | 0 | 0 | 0 | 0 | 0 | 0 | 0 | 0 | 0 | 8 | 7 | 1 | 0 | 0 | 0 | 0 |
| TOTALS | | 23 | 2 | 9 | 8 | 1 | 0 | 0 | 0.0 | 0.0 | 0 | 0 | 0 | 0 | 0 | 0 | 0 | 1 | 0 | 0 | 16 | 10 | 6 | 0 | 0 | 0 | 0 |

SINGLE-GAME HIGHS: DEFENSIVE

| | | | |
|---------------|--|-----------------------|---|
| Total Tackles | 4 at Jacksonville Jaguars, Sep 18, 2022 ...1 more at 4. | Fumble Recoveries | 1 vs. Jacksonville Jaguars, Oct 16, 2022 |
| Solo Tackles | 4 at Houston Texans, Sep 11, 2022 3 at Jacksonville Jaguars, Sep 18, 2022 1 at Minnesota Vikings, Dec 17, 2022 | Special Teams Tackles | 3 at Las Vegas Raiders, Nov 13, 2022 2 vs. Cleveland Browns, Oct 22, 2023 ...1 more at 2. |

2022 GAME-BY-GAME REGULAR-SEASON STATISTICS (COLTS)

| DATE | OPPONENT | P/S | TACKLES | | | | | | | INTERCEPTIONS | | | | | FUMBLES | | | ST | | | | | MISC | | SCORE | | | | |
|--------------|-------------|-----|----------|---|---|-----|-----|-----|-----|---------------|----|-----|----|----|---------|----|----|----|-----|----|---|---|------|----|-------|---|---|----|--------|
| | | | TK | S | A | SK | YDS | TFL | YDS | QBH | NO | YDS | LG | TD | PD | FF | FR | TD | YDS | TK | S | A | FF | FR | | S | A | FF | FR |
| 09/11 | at Texans | S | 4 | 4 | 0 | 0.0 | 0.0 | 0 | 0 | 0 | 0 | 0 | 0 | 0 | 0 | 0 | 0 | 0 | 0 | 0 | 0 | 0 | 0 | 0 | 0 | 0 | 0 | T | 20-20 |
| 09/18 | at Jaguars | S | 4 | 3 | 1 | 0.0 | 0.0 | 0 | 0 | 0 | 0 | 0 | 0 | 0 | 0 | 0 | 0 | 0 | 0 | 0 | 0 | 0 | 0 | 0 | 0 | 0 | 0 | L | 0-24 |
| 09/25 | Chiefs | P | 0 | 0 | 0 | 0.0 | 0.0 | 0 | 0 | 0 | 0 | 0 | 0 | 0 | 0 | 0 | 0 | 0 | 0 | 0 | 0 | 0 | 0 | 0 | 0 | 0 | 0 | W | 20-17 |
| 10/02 | Titans | P | 0 | 0 | 0 | 0.0 | 0.0 | 0 | 0 | 0 | 0 | 0 | 0 | 0 | 0 | 0 | 0 | 0 | 0 | 0 | 0 | 0 | 0 | 0 | 0 | 0 | 0 | L | 17-24 |
| 10/06 | at Broncos | P | 0 | 0 | 0 | 0.0 | 0.0 | 0 | 0 | 0 | 0 | 0 | 0 | 0 | 0 | 0 | 0 | 0 | 0 | 0 | 0 | 0 | 0 | 0 | 0 | 0 | 0 | W | 12-9+ |
| 10/16 | Jaguars | P | 0 | 0 | 0 | 0.0 | 0.0 | 0 | 0 | 0 | 0 | 0 | 0 | 0 | 0 | 1 | 0 | 0 | 0 | 0 | 0 | 0 | 0 | 0 | 0 | 0 | 0 | W | 34-27 |
| 10/23 | at Titans | P | 0 | 0 | 0 | 0.0 | 0.0 | 0 | 0 | 0 | 0 | 0 | 0 | 0 | 0 | 0 | 0 | 0 | 0 | 0 | 0 | 0 | 0 | 0 | 0 | 0 | 0 | L | 10-19 |
| 10/30 | Commanders | P | 0 | 0 | 0 | 0.0 | 0.0 | 0 | 0 | 0 | 0 | 0 | 0 | 0 | 0 | 0 | 0 | 0 | 0 | 0 | 0 | 0 | 0 | 0 | 0 | 0 | 0 | L | 16-17 |
| 11/06 | at Patriots | P | 0 | 0 | 0 | 0.0 | 0.0 | 0 | 0 | 0 | 0 | 0 | 0 | 0 | 0 | 0 | 0 | 0 | 0 | 0 | 0 | 0 | 0 | 0 | 0 | 0 | 0 | L | 3-26 |
| 11/13 | at Raiders | P | 0 | 0 | 0 | 0.0 | 0.0 | 0 | 0 | 0 | 0 | 0 | 0 | 0 | 0 | 0 | 0 | 0 | 0 | 0 | 0 | 0 | 0 | 0 | 0 | 0 | 0 | W | 25-20 |
| 11/20 | Eagles | P | 0 | 0 | 0 | 0.0 | 0.0 | 0 | 0 | 0 | 0 | 0 | 0 | 0 | 0 | 0 | 0 | 0 | 0 | 0 | 0 | 0 | 0 | 0 | 0 | 0 | 0 | L | 16-17 |
| 11/28 | Steelers | P | 0 | 0 | 0 | 0.0 | 0.0 | 0 | 0 | 0 | 0 | 0 | 0 | 0 | 0 | 0 | 0 | 0 | 0 | 0 | 0 | 0 | 0 | 0 | 0 | 0 | 0 | L | 17-24 |
| 12/04 | at Cowboys | P | 0 | 0 | 0 | 0.0 | 0.0 | 0 | 0 | 0 | 0 | 0 | 0 | 0 | 0 | 0 | 0 | 0 | 0 | 0 | 0 | 0 | 0 | 0 | 0 | 0 | 0 | L | 19-54 |
| 12/17 | at Vikings | P | 1 | 1 | 0 | 0.0 | 0.0 | 0 | 0 | 0 | 0 | 0 | 0 | 0 | 0 | 0 | 0 | 0 | 0 | 0 | 0 | 0 | 0 | 0 | 0 | 0 | 0 | L | 36-39+ |
| 12/26 | Chargers | P | 0 | 0 | 0 | 0.0 | 0.0 | 0 | 0 | 0 | 0 | 0 | 0 | 0 | 0 | 0 | 0 | 0 | 0 | 0 | 0 | 0 | 0 | 0 | 0 | 0 | 0 | L | 3-20 |
| 01/01 | at Giants | P | 0 | 0 | 0 | 0.0 | 0.0 | 0 | 0 | 0 | 0 | 0 | 0 | 0 | 0 | 0 | 0 | 0 | 0 | 0 | 0 | 0 | 0 | 0 | 0 | 0 | 0 | L | 10-38 |
| 01/08 | Texans | | INACTIVE | | | | | | | | | | | | | | | | | | | | | | | | | L | 31-32 |
| 2022 TOTALS | | | 16-2 | | 9 | 8 | 1 | 0.0 | 0.0 | 0 | 0 | 0 | 0 | 0 | 0 | 0 | 0 | 0 | 0 | 0 | 0 | 0 | 0 | 0 | 0 | 0 | 0 | 0 | 4-12-1 |
| + - Overtime | | | | | | | | | | | | | | | | | | | | | | | | | | | | | |

+ - Overtime

2023 GAME-BY-GAME REGULAR-SEASON STATISTICS (COLTS)

| DATE | OPPONENT | P/S | TACKLES | | | | | | | INTERCEPTIONS | | | | FUMBLES | | | ST | | | MISC | | | SCORE | | | | |
|-------------|------------|-----|---------|---|---|-----|-----|-----|-----|---------------|----|-----|----|---------|----|----|----|----|-----|------|---|---|-------|----|----|-----|--------|
| | | | TK | S | A | SK | YDS | TFL | YDS | QBH | NO | YDS | LG | TD | PD | FF | FR | TD | YDS | TK | S | A | | FF | FR | S | A |
| 09/10 | Jaguars | P | 0 | 0 | 0 | 0.0 | 0.0 | 0 | 0 | 0 | 0 | 0 | 0 | 0 | 0 | 0 | 0 | 0 | 0 | 2 | 2 | 0 | 0 | 0 | 0 | L | 21-31 |
| 09/17 | at Texans | P | 0 | 0 | 0 | 0.0 | 0.0 | 0 | 0 | 0 | 0 | 0 | 0 | 0 | 0 | 0 | 0 | 0 | 1 | 1 | 0 | 0 | 0 | 0 | 0 | W | 31-20 |
| 09/24 | at Ravens | P | 0 | 0 | 0 | 0.0 | 0.0 | 0 | 0 | 0 | 0 | 0 | 0 | 0 | 0 | 0 | 0 | 0 | 1 | 1 | 0 | 0 | 0 | 0 | 0 | W | 22-19+ |
| 10/01 | Rams | P | 0 | 0 | 0 | 0.0 | 0.0 | 0 | 0 | 0 | 0 | 0 | 0 | 0 | 0 | 0 | 0 | 0 | 0 | 0 | 0 | 0 | 0 | 0 | 0 | L | 23-29+ |
| 10/08 | Titans | P | 0 | 0 | 0 | 0.0 | 0.0 | 0 | 0 | 0 | 0 | 0 | 0 | 0 | 0 | 0 | 0 | 0 | 1 | 1 | 0 | 0 | 0 | 0 | 0 | W | 23-16 |
| 10/15 | at Jaguars | P | 0 | 0 | 0 | 0.0 | 0.0 | 0 | 0 | 0 | 0 | 0 | 0 | 0 | 0 | 0 | 0 | 0 | 1 | 1 | 0 | 0 | 0 | 0 | 0 | L | 20-37 |
| 10/22 | Browns | P | 0 | 0 | 0 | 0.0 | 0.0 | 0 | 0 | 0 | 0 | 0 | 0 | 0 | 0 | 0 | 0 | 0 | 2 | 1 | 1 | 0 | 0 | 0 | 0 | L | 38-39 |
| 2023 TOTALS | | 7-0 | 0 | 0 | 0 | 0.0 | 0.0 | 0 | 0 | 0 | 0 | 0 | 0 | 0 | 0 | 0 | 0 | 0 | 8 | 7 | 1 | 0 | 0 | 0 | 0 | 3-4 | |
| + Overtime | | | | | | | | | | | | | | | | | | | | | | | | | | | |

+ - Overtime

43

TREVOR DENBOW

SAFETY

(DENN-born)



TREVOR DENBOW: ORIGINALLY
SIGNED BY THE COLTS AS AN UNDRAFTED
FREE AGENT ON MAY 13, 2022.

5-10 • 208^{LBS}
NFL EXP: 2
(2ND YEAR WITH THE COLTS)
BORN: 8/26/98



COLLEGE:
SMU

4TH-AND-SHORT

- In his first season with the Colts (2022), he saw action in two games on special teams.
- Named a *USA Today* All-American and District 17-5A District Player of the Year as a senior.
- Named to the American Athletic Conference All-Academic Team in 2019.

NFL HIGHLIGHTS

- Has appeared in nine games in two seasons with the Colts (2022-23) and has totaled six special teams tackles.
- In 2023, he has appeared in all seven games and has tallied six special teams tackles.
- Appeared in two games in 2022 on special teams but did not record any statistics. Spent the first eight weeks of the season on the Injured Reserve list.



X @trevor_denbow



@trevor_denbow



COLLEGE HIGHLIGHTS

- Played in 47 games (42 starts) at SMU (2018-21) and compiled 181 tackles (120 solo), 12.5 tackles for loss, 2.0 sacks, 11 passes defended, three interceptions, four forced fumbles and one blocked kick. He also totaled 45 punts for 1,745 yards (38.8 avg.). Prior to SMU, he spent one season (2017) at Navarro College and registered 36 tackles, 2.0 sacks and four interceptions in 10 games.
- In 2021, he played in all 12 games (11 starts) and registered 39 tackles (29 solo), four passes defended, two interceptions and one blocked kick. He was named to the College Gridiron Showcase Watch List.
- In 2020, he started all 10 games and recorded 27 tackles (26 solo), 7.0 tackles for loss, 1.0 sack, two passes defended, one interception and three forced fumbles.
- In 2019, he started all 13 games and compiled 64 tackles (39 solo), 2.0 tackles for loss, half a sack, four passes defended and one forced fumble. He also added 43 punts for 1,662 yards (38.7 avg.) with eight pinned inside the 20-yard line. Named to the American Athletic Conference All-Academic Team.
- As a sophomore, he appeared in 12 games (eight starts) and registered 41 tackles (26 solo), 3.5 tackles for loss, half a sack and one pass defended. He also recorded two punts for 83 yards (41.5 avg.) with one pinned inside the 20.
- In 2017 at Navarro, he played in 10 games and recorded 36 tackles, 2.0 sacks and four interceptions.

PERSONAL

- Attended Corsicana High School in Corsicana, Texas.
- As a senior, he was named a *USA Today* All-American and District 17-5A District Player of the Year.
- Married to his wife, Kristian. Kristian’s mom, Monica Aldama, coaches cheer at Navarro College and her team is featured on the Netflix show, “Cheer.”
- A native of Corsicana, Texas.

ADDITIONAL TRANSACTIONS

- Signed by the Colts to a reserve/future contract on January 9, 2023.
- Signed to the Indianapolis practice squad on January 9, 2023.
- Signed to the Colts active roster from the practice squad on January 7, 2023.
- Signed to the Indianapolis practice squad on November 23, 2022.
- Waived by the Colts on November 22, 2022.
- Signed by Indianapolis as an undrafted free agent on May 13, 2022.

TREVOR DENBOW'S - NFL REGULAR SEASON STATISTICS

| | | TACKLES | | | | | | | | | | INTERCEPTIONS | | | | | FUMBLES | | | | ST | | | | MISC | | | |
|--------|-------|---------|----|----|---|---|-----|-----|-----|-----|-----|---------------|-----|----|----|----|---------|----|----|-----|----|---|---|----|------|---|---|---|
| DATE | TEAM | GP | GS | TK | S | A | TFL | YDS | SK | YDS | QBH | NO | YDS | LG | TD | PD | FF | FR | TD | YDS | TK | S | A | FF | FR | S | A | |
| 2022 | Colts | 2 | 0 | 0 | 0 | 0 | 0 | 0 | 0.0 | 0.0 | 0 | 0 | 0 | 0 | 0 | 0 | 0 | 0 | 0 | 0 | 0 | 0 | 0 | 0 | 0 | 0 | 0 | 0 |
| 2023 | Colts | 7 | 0 | 0 | 0 | 0 | 0 | 0 | 0.0 | 0.0 | 0 | 0 | 0 | 0 | 0 | 0 | 0 | 0 | 0 | 0 | 6 | 3 | 3 | 0 | 0 | 0 | 0 | 0 |
| TOTALS | | 9 | 0 | 0 | 0 | 0 | 0 | 0 | 0.0 | 0.0 | 0 | 0 | 0 | 0 | 0 | 0 | 0 | 0 | 0 | 0 | 6 | 3 | 3 | 0 | 0 | 0 | 0 | 0 |

SINGLE-GAME HIGHS: DEFENSIVE

Special Teams Tackles

2 vs. Cleveland Browns, Oct 22, 2023
...1 more at 2.



2022 GAME-BY-GAME REGULAR-SEASON STATISTICS (COLTS)

| | | | TACKLES | | | | | | | INTERCEPTIONS | | | | FUMBLES | | | ST | | | MISC | | | | | | | | |
|-------------|-------------|-----|---------|---|---|-----|-----|-----|-----|---------------|---|-----------------|----|---------|----|----|----|----|-----|------|---|---|----|----|---|---|--------|--------|
| DATE | OPPONENT | P/S | TK | S | A | SK | YDS | TFL | YDS | QBH | NO | YDS | LG | TD | PD | FF | FR | TD | YDS | TK | S | A | FF | FR | S | A | SCORE | |
| 09/11 | at Texans | | | | | | | | | | | INJURED RESERVE | | | | | | | | | | | | | | | T | 20-20 |
| 09/18 | at Jaguars | | | | | | | | | | | INJURED RESERVE | | | | | | | | | | | | | | | L | 0-24 |
| 09/25 | Chiefs | | | | | | | | | | | INJURED RESERVE | | | | | | | | | | | | | | | W | 20-17 |
| 10/02 | Titans | | | | | | | | | | | INJURED RESERVE | | | | | | | | | | | | | | | L | 17-24 |
| 10/06 | at Broncos | | | | | | | | | | | INJURED RESERVE | | | | | | | | | | | | | | | W | 12-9+ |
| 10/16 | Jaguars | | | | | | | | | | | INJURED RESERVE | | | | | | | | | | | | | | | W | 34-27 |
| 10/23 | at Titans | | | | | | | | | | | INJURED RESERVE | | | | | | | | | | | | | | | L | 10-19 |
| 10/30 | Commanders | | | | | | | | | | INJURED RESERVE - DESIGNATED FOR RETURN | | | | | | | | | | | | | | | L | 16-17 | |
| 11/06 | at Patriots | P | 0 | 0 | 0 | 0.0 | 0.0 | 0 | 0 | 0 | 0 | 0 | 0 | 0 | 0 | 0 | 0 | 0 | 0 | 0 | 0 | 0 | 0 | 0 | 0 | 0 | L | 3-26 |
| 11/13 | at Raiders | | | | | | | | | | | INACTIVE | | | | | | | | | | | | | | | W | 25-20 |
| 11/20 | Eagles | | | | | | | | | | | INACTIVE | | | | | | | | | | | | | | | L | 16-17 |
| 11/28 | Steelers | | | | | | | | | | | PRACTICE SQUAD | | | | | | | | | | | | | | | L | 17-24 |
| 12/04 | at Cowboys | | | | | | | | | | | PRACTICE SQUAD | | | | | | | | | | | | | | | L | 19-54 |
| 12/17 | at Vikings | | | | | | | | | | | PRACTICE SQUAD | | | | | | | | | | | | | | | L | 36-39+ |
| 12/26 | Chargers | | | | | | | | | | | PRACTICE SQUAD | | | | | | | | | | | | | | | L | 3-20 |
| 01/01 | at Giants | | | | | | | | | | | PRACTICE SQUAD | | | | | | | | | | | | | | | L | 10-38 |
| 01/08 | Texans | P | 0 | 0 | 0 | 0.0 | 0.0 | 0 | 0 | 0 | 0 | 0 | 0 | 0 | 0 | 0 | 0 | 0 | 0 | 0 | 0 | 0 | 0 | 0 | 0 | 0 | L | 31-32 |
| 2022 TOTALS | | | 2-0 | 0 | 0 | 0.0 | 0.0 | 0 | 0 | 0 | 0 | 0 | 0 | 0 | 0 | 0 | 0 | 0 | 0 | 0 | 0 | 0 | 0 | 0 | 0 | 0 | 4-12-1 | |

+ - Overtime

2023 GAME-BY-GAME REGULAR-SEASON STATISTICS (COLTS)

| DATE | OPPONENT | P/S | TACKLES | | | | | | | INTERCEPTIONS | | | | | FUMBLES | | | | ST | | | | MISC | | W/L | SCORE | |
|-------------|------------|-----|---------|---|---|-----|-----|-----|-----|---------------|----|-----|----|----|---------|----|----|----|-----|----|---|---|------|----|-----|-------|--------|
| | | | TK | S | A | SK | YDS | TFL | YDS | QBH | NO | YDS | LG | TD | PD | FF | FR | TD | YDS | TK | S | A | FF | FR | | | S |
| 09/10 | Jaguars | P | 0 | 0 | 0 | 0.0 | 0.0 | 0 | 0 | 0 | 0 | 0 | 0 | 0 | 0 | 0 | 0 | 0 | 0 | 0 | 0 | 0 | 0 | 0 | 0 | L | 21-31 |
| 09/17 | at Texans | P | 0 | 0 | 0 | 0.0 | 0.0 | 0 | 0 | 0 | 0 | 0 | 0 | 0 | 0 | 0 | 0 | 0 | 0 | 0 | 0 | 0 | 0 | 0 | 0 | W | 31-20 |
| 09/24 | at Ravens | P | 0 | 0 | 0 | 0.0 | 0.0 | 0 | 0 | 0 | 0 | 0 | 0 | 0 | 0 | 0 | 0 | 0 | 0 | 1 | 1 | 0 | 0 | 0 | 0 | W | 22-19+ |
| 10/01 | Rams | P | 0 | 0 | 0 | 0.0 | 0.0 | 0 | 0 | 0 | 0 | 0 | 0 | 0 | 0 | 0 | 0 | 0 | 0 | 1 | 1 | 0 | 0 | 0 | 0 | L | 23-29+ |
| 10/08 | Titans | P | 0 | 0 | 0 | 0.0 | 0.0 | 0 | 0 | 0 | 0 | 0 | 0 | 0 | 0 | 0 | 0 | 0 | 0 | 2 | 0 | 2 | 0 | 0 | 0 | W | 23-16 |
| 10/15 | at Jaguars | P | 0 | 0 | 0 | 0.0 | 0.0 | 0 | 0 | 0 | 0 | 0 | 0 | 0 | 0 | 0 | 0 | 0 | 0 | 0 | 0 | 0 | 0 | 0 | 0 | L | 20-37 |
| 10/22 | Browns | P | 0 | 0 | 0 | 0.0 | 0.0 | 0 | 0 | 0 | 0 | 0 | 0 | 0 | 0 | 0 | 0 | 0 | 0 | 2 | 1 | 1 | 0 | 0 | 0 | L | 38-39 |
| 2023 TOTALS | | | 7-0 | 0 | 0 | 0 | 0.0 | 0.0 | 0 | 0 | 0 | 0 | 0 | 0 | 0 | 0 | 0 | 0 | 0 | 6 | 3 | 3 | 0 | 0 | 0 | 0 | 3-4 |

+ - Overtime

1

JOSH DOWNS

WIDE RECEIVER



JOSH DOWNS: SELECTED BY THE COLTS IN THE THIRD ROUND (79TH OVERALL) OF THE 2023 NFL DRAFT.



5-9 • 171 LBS
NFL EXP: ROOKIE
BORN: 8/12/01



COLLEGE:
NORTH CAROLINA

4TH-AND-SHORT

- Played in 34 career games (23 starts) at North Carolina (2020-22) and compiled 202 receptions for 2,483 yards and 22 touchdowns. In program history, he finished second in touchdown receptions, third in receptions and fourth in receiving yards.
- Earned First Team All-ACC honors in each of his last two seasons (2021-22).
- Garnered Second Team All-America honors from The Associated Press, FWAA and Phil Steele in 2022.
- One of two players in Carolina history with two 1,000-yard receiving seasons.
- Set the North Carolina single-season record for receptions (101) and receiving yards (1,335) in 2021.
- His uncle, Dre' Bly, played 11 seasons in the NFL.

FOOTBALL IS FAMILY

While Josh is the most recent of the Downs to find his name on an NFL roster, he is not the first. His father, Gary, was a running back who played seven seasons (1994-2000) in the NFL with the New York Giants, Denver and Atlanta. Gary's NFL totals include 45 carries for 149 yards (3.3 avg.) and nine receptions for 66 yards (7.3 avg.). His uncle, Dre' Bly, is a two-time Pro Bowl cornerback who spent time with St. Louis (1999-02), Detroit (2003-06), Denver (2007-08) and San Francisco (2009). Bly coached cornerbacks at North Carolina from 2019-22, while Downs was enrolled, and is currently the cornerbacks coach for the Detroit Lions.



X @joshdowns



NFL HIGHLIGHTS

- Has played in all seven games (five starts) in 2023 and has tallied 33 receptions for 401 yards and two touchdowns. In Week 1 vs. JAX, he made his first career start and totaled three receptions for 30 yards. In Week 3 at BAL, he collected eight receptions for 57 yards. In Week 4 vs. LAR, he collected two receptions for 34 yards, including a 30-yard reception from Anthony Richardson. In Week 5 vs. Tennessee, he hauled in six receptions for a career-high 97 yards. In Week 6 at JAX, he hauled in five receptions for 21 yards and his first career touchdown. In Week 7 vs. CLE, he totaled five receptions for 125 yards and one touchdown. Downs tallied a 59-yard touchdown reception in the first quarter, which is the longest reception by a Colts rookie since Donte Moncrief (79) in 2014 and he is the first rookie Indianapolis wide receiver to tally a receiving touchdown in consecutive games since T.Y. Hilton (Weeks 11 and 12 of 2012). It was his first career 100-yard receiving game.

COLLEGE HIGHLIGHTS

- Played in 34 career games (23 starts) at North Carolina (2020-22) and compiled 202 receptions for 2,483 yards and 22 touchdowns. In program history, finished second in touchdown receptions, third in receptions and fourth in receiving yards. One of two players in Carolina history with two 1,000-yard receiving seasons. Earned First Team All-ACC honors in each of his last two seasons.
- In 2022, he started 11 games and finished with 94 receptions for 1,029 yards and 11 touchdowns. Earned First Team All-ACC honors and was named a Pro Football Focus First Team All-America choice. Also garnered Second Team All-America honors from *The Associated Press*, FWAA and Phil Steele. He led the ACC in receptions (94), receiving yards (1,029), receptions per game (8.5) and receiving yards per game (93.5) and finished second in the country in receptions per game, seventh in touchdown receptions and 11th in receiving yards per game. He became the third player in North Carolina history to compile over 90 catches in a season and had the fourth-most receiving touchdowns in program history in a single season.
- Earned First-Team All-ACC honors after he played in all 13 games (12 starts) in 2021 and registered 101 receptions for 1,335 yards and eight touchdowns. Set the North Carolina single-season record for catches (101) and receiving yards (1,335). Led the ACC in receptions, while finishing second in receiving yards and seventh in all-purpose yards per game (114.2). Finished third in the ACC and 13th nationally in average punt return yards (9.8). In his first collegiate start, he recorded eight receptions for 123 yards and one touchdown at Virginia Tech.
- As a true freshman in 2020, he saw action in 10 games and tallied seven receptions for 119 yards and three touchdowns. He tallied a career-long 75-yard receiving touchdown in the Orange Bowl against Texas A&M.

PERSONAL

- Attended North Gwinnett High School in Suwanee, Ga.
- Rated as a four-star prospect, the nation's 17th ranked player and the 13th ranked player in Georgia by *247Sports*.
- Recorded 187 receptions for 3,019 yards and 32 touchdowns over his final three seasons.
- Named first team all-state and all-county.
- Helped lead North Gwinnett to a 14-1 record and a 7A state championship as a sophomore.
- Also competed in basketball and track and field.
- Finished third in the state triple jump and fourth in long jump.
- His father, Gary Downs, played seven seasons in the NFL after being selected by the New York Giants in the third round (95th overall) of the 1994 NFL Draft. He spent time with the Giants (1994, 1996), Denver Broncos (1995) and Atlanta Falcons (1997-2000).
- His uncle, Dre' Bly, was selected by the St. Louis Rams in the second round (41st overall) of the 1999 NFL Draft. He played 11 seasons with the Rams (1999-02), Detroit Lions (2003-06), Denver Broncos (2007-08) and San Francisco 49ers (2009). Was a two-time Pro Bowl selection (2003, 2004).
- His older sister Kameron played collegiate soccer at Kennesaw State from 2017-21 and his younger brother Caleb was a five-star safety recruit in the class of 2023 and signed with Alabama.
- A native of Suwanee, Ga.



JOSH DOWNS' - NFL REGULAR SEASON STATISTICS

| DATE | TEAM | GP | GS | RECEIVING | | | | | TD | RUSHING | | | | |
|--------|-------|----|----|-----------|------|------|-----|---|----|---------|------|------|----|----|
| | | | | NO. | YDS. | AVG. | LG | | | NO. | YDS. | AVG. | LG | TD |
| 2023 | Colts | 7 | 5 | 33 | 401 | 12.2 | 59t | 2 | | 0 | 0 | 0.0 | 0 | 0 |
| TOTALS | | 7 | 5 | 33 | 401 | 12.2 | 59T | 2 | | 0 | 0 | 0.0 | 0 | 0 |

JOSH DOWNS' - NFL REGULAR SEASON STATISTICS

| DATE | TEAM | KICKOFF RETURNS | | | | | PUNT RETURNS | | | | |
|--------|-------|-----------------|------|------|----|----|--------------|----|------|------|----|
| | | RET. | YDS. | AVG. | LG | TD | NO. | FC | YDS. | AVG. | LG |
| 2023 | Colts | 0 | 0 | 0.0 | 0 | 0 | 0 | 0 | 0 | 0.0 | 0 |
| TOTALS | | 0 | 0 | 0.0 | 0 | 0 | 0 | 0 | 0 | 0.0 | 0 |

SINGLE-GAME HIGHS: RECEIVING

| | | | |
|--------------------|---|---------------|--|
| Receptions | 8 at Baltimore Ravens, Sep 24, 2023 | Receiving TDs | 1 vs. Cleveland Browns, Oct 22, 2023 |
| | 6 vs. Tennessee Titans, Oct 08, 2023 | | ...1 more at 1. |
| | 5 vs. Cleveland Browns, Oct 22, 2023 | | All-Purpose Yards |
| | ...1 more at 5. | | 125 vs. Cleveland Browns, Oct 22, 2023 |
| Receiving Yards | 125 vs. Cleveland Browns, Oct 22, 2023 | Most TDs | 97 vs. Tennessee Titans, Oct 08, 2023 |
| | 97 vs. Tennessee Titans, Oct 08, 2023 | | 57 at Baltimore Ravens, Sep 24, 2023 |
| | 57 at Baltimore Ravens, Sep 24, 2023 | | 1 vs. Cleveland Browns, Oct 22, 2023 |
| | ...1 more at 1. | | |
| Receiving Average | 25.0 vs. Cleveland Browns, Oct 22, 2023 | | |
| | 16.2 vs. Tennessee Titans, Oct 08, 2023 | | |
| | 10.0 vs. Jacksonville Jaguars, Sep 10, 2023 | | |
| | | | |
| Longest Receptions | 59t vs. Cleveland Browns, Oct 22, 2023 | | |
| | 38 vs. Tennessee Titans, Oct 08, 2023 | | |
| | 34 vs. Cleveland Browns, Oct 22, 2023 | | |
| | | | |

100-YARD RECEIVING GAMES (1): REGULAR SEASON

| DATE | TEAM | NO. | YDS. | AVG. | LG | TD |
|----------|--------|-----|------|------|-----|----|
| 10/22/23 | BROWNS | 5 | 125 | 25.0 | 59t | 1 |

2023 GAME-BY-GAME REGULAR-SEASON STATISTICS (COLTS)

| DATE | OPPONENT | P/S | RECEIVING | | | | | RUSHING | | | | | W/L | SCORE | |
|-------------|------------|-----|-----------|------|------|------|-----|---------|------|------|-----|----|-----|--------|--|
| | | | NO. | YDS. | AVG. | LG | TD | NO. | YDS. | AVG. | LG | TD | | | |
| 09/10 | Jaguars | S | 3 | 30 | 10.0 | 22 | 0 | 0 | 0 | 0.0 | 0 | 0 | L | 21-31 | |
| 09/17 | at Texans | P | 4 | 37 | 9.3 | 12 | 0 | 0 | 0 | 0.0 | 0 | 0 | W | 31-20 | |
| 09/24 | at Ravens | S | 8 | 57 | 7.1 | 12 | 0 | 0 | 0 | 0.0 | 0 | 0 | W | 22-19+ | |
| 10/01 | Rams | P | 2 | 34 | 17.0 | 30 | 0 | 0 | 0 | 0.0 | 0 | 0 | L | 23-29+ | |
| 10/08 | Titans | S | 6 | 97 | 16.2 | 38 | 0 | 0 | 0 | 0.0 | 0 | 0 | W | 23-16 | |
| 10/15 | at Jaguars | S | 5 | 21 | 4.2 | 9 | 1 | 0 | 0 | 0.0 | 0 | 0 | L | 20-37 | |
| 10/22 | Browns | S | 5 | 125 | 25.0 | 59t | 1 | 0 | 0 | 0.0 | 0 | 0 | L | 38-39 | |
| 2023 TOTALS | | | 7-5 | 33 | 401 | 12.2 | 59T | 2 | 0 | 0 | 0.0 | 0 | 0 | 3-4 | |

+ - Overtime

52 SAMSON EBUKAM

DEFENSIVE END

(EH-boo-kahm)



SAMSON EBUKAM: SIGNED BY THE COLTS AS AN UNRESTRICTED FREE AGENT ON MARCH 17, 2023.

6-3 • 245 LBS

NFL EXP: 7

(1ST YEAR WITH THE COLTS)

BORN: 5/9/95



**COLLEGE:
EASTERN
WASHINGTON**

4TH-AND-SHORT

- In his first six seasons, he played in 96 career games (61 starts) with the 49ers (2021-22) and Rams (2017-20) and compiled 207 tackles (124 solo), 26.0 tackles for loss, 23.5 sacks, eight passes defended, one interception (returned for a touchdown), eight forced fumbles, five fumble recoveries and 17 special teams stops.
- Is the youngest of seven siblings born on the banks of the Nile River. Moved to the United States when he was nine.
- Founded the TBS Foundation, named after his parents, with the mission to fulfill basic humanitarian needs for the people of Nigeria.

DOWN THE STRETCH

What is on your bucket list: Visit the Seven Wonders of the World.

Pregame ritual: Listen to music, pray, pre-hab, rock and roll

What is your favorite vacation spot: Miami

Do you have any nicknames: Sosa

What is the best advice you've been given: Show me your friends and I'll show you your future.

Who is your favorite artist: 2Pac

What is your favorite food: Egusi and fufu

Who was your favorite athlete growing up: Kobe Bryant

What are your pet peeves: Dishonest and disrespect

Hidden talent: I can play the drums.

What is one thing you can't live without: My faith and family.

What are your hobbies off the field: Video games and outdoor activities





JOY IN HIS JOURNEY

Ebukam's path to Indianapolis is one of the many things that he takes great pride in. Born on the banks of the Nile River just behind the Nile and the Congo as the youngest of seven siblings, Ebukam saw his family immigrate to the United States at different times in search of new opportunities. His father sent for Ebukam to make the journey himself when he was nine. While all Ebukam knew was soccer, his athleticism flashed and after some convincing, he found his way to the football field. After a successful collegiate career at Eastern Washington, the 2023 season mark's his seventh in the NFL. Ebukam founded the T&S Foundation, named after his parents who provided him with everything he needed to get to where he is today, with the mission to fulfill basic humanitarian needs for the people of Nigeria.

NFL HIGHLIGHTS

- Has appeared in 102 career games (67 starts) in his time with the Colts (2023), San Francisco 49ers (2021-22) and Los Angeles Rams (2017-20) and has compiled 226 tackles (139 solo), 31.0 tackles for loss, 27.5 sacks, eight passes defended, one interception (returned for a touchdown), nine forced fumbles, five fumble recoveries and 17 special teams stops. He has also appeared in 12 postseason contests (eight starts) and has registered 23 tackles (17 solo), 2.0 tackles for loss, 3.0 sacks, one pass defended, two forced fumbles and two special teams stops.
- Has started all six games in 2023 and has recorded 19 tackles (15 solo), 5.0 tackles for loss, 4.0 sacks and one forced fumble. In Week 2 at HOU, he tallied two solo tackles, 1.0 tackle for loss and 1.0 sack. In Week 3 at BAL, he registered four solo tackles, 2.0 tackles for loss, 1.0 sack and one forced fumble. In Week 5 vs. TEN, he recorded four tackles (three solo) and 1.0 sack. In Week 6 at JAX, he registered three solo tackles, 1.0 tackle for loss and 1.0 sack.
- In 2022, he started all 15 games he saw action in and tallied 36 tackles (21 solo), 6.0 tackles for loss, a single-season career-high 5.0 sacks, one pass defended, one forced fumble and one fumble recovery. He tied his single-season career high in tackles for loss. In Week 6 at Atlanta, he tallied single-game career highs in tackles (nine) and solo tackles (six), while also adding 2.0 tackles for loss. He also started three postseason contests and compiled five tackles (three solo) and 1.0 sack.
- Saw action in all 17 games (11 starts) in 2021 and registered 36 tackles (19 solo), 5.0 tackles for loss, 4.5 sacks, one pass defended and one forced fumble. He also added two special teams stops. In Week 17 vs. Arizona, he accumulated two solo tackles, 2.0 tackles for loss, 2.0 sacks and one special teams stop. He also started all three postseason contests and tallied eight tackles (five solo), 1.0 tackle for loss and 2.0 sacks.
- In 2020, he appeared in all 16 games (14 starts) and recorded 27 tackles (14 solo), 3.0 tackles for loss, 4.5 sacks, one pass defended, one forced fumble and four

NFL HIGHLIGHTS CONT...

- special teams stops. He saw action in two postseason contests and totaled one solo tackle, one forced fumble and one special teams stop.
- Competed in all 16 games (five starts) in 2019 and accumulated 47 tackles (26 solo), 5.0 tackles for loss, 4.5 sacks, a single-season career-high four passes defended, one forced fumble, two fumble recoveries and one special teams stop. In Week 14 vs. Seattle, he registered five tackles (four solo), 2.0 tackles for loss and 2.0 sacks.
- In 2018, he saw action in all 16 games (14 starts) and tallied 39 tackles (24 solo), 6.0 tackles for loss, 3.0 sacks, one pass defended, one interception returned for a touchdown, a single-season career-high three forced fumbles and two fumble recoveries. He also added one special teams tackle. In Week 1 at Oakland, he compiled four tackles (three solo) and a single-game career-high 3.0 tackles for loss. He appeared in three postseason contests (two starts) and recorded eight tackles (seven solo), 1.0 tackle for loss, one pass defended and one forced fumble. He also added one special teams stop.
- Appeared in all 16 games (two starts) in 2017 and compiled 22 tackles (20 solo), 1.0 tackle for loss, one forced fumble and nine special teams stops.

COLLEGE HIGHLIGHTS

- Appeared in 53 games (38 starts) at Eastern Washington (2013-16) and totaled 188 tackles (92 solo), 38.0 tackles for loss, 24.0 sacks, six passes defended, two interceptions (one returned for a touchdown), two forced fumbles and four fumble recoveries. His 24.0 sacks rank sixth in school history.
- As a senior, he earned Third Team All-America honors after he started all 14 games and recorded single-season career highs in tackles (71), solo tackles (33), tackles for loss (14.5), sacks (9.5) and fumble recoveries (three). He also added three passes defended and one interception.
- In 2015, he garnered Second Team All-Big Sky accolades after he saw action in 11 games and tallied 44 tackles (19 solo), 7.5 tackles for loss, 4.0 sacks, two passes defended and one fumble recovery.
- As a sophomore, he earned Second Team All-Big Sky honors after he appeared in 13 games and compiled 45 tackles (27 solo), 12.0 tackles for loss, 7.5 sacks and two blocked kicks.
- In 2013, he competed in 15 games and registered 28 tackles (13 solo), 4.0 tackles for loss, 3.0 sacks, three passes defended and one interception returned for a touchdown.



PERSONAL

- Attended Davis Douglas High School in Portland, Ore.
- As a senior, he earned first team all-conference honors as a defensive lineman and was named an honorable mention all-conference selection as a tight end.
- Set the school record as a senior in javelin (205-6).
- Founded the T&S Foundation, which is named after his parents and the mission is to fulfill basic humanitarian needs for the people of Nigeria.
- Majored in communications studies.
- Last name is pronounced EH-boo-kahm.
- Born in Nigeria.
- Grew up in Portland, Ore.

ADDITIONAL TRANSACTIONS

- Signed by the San Francisco 49ers as an unrestricted free agent on March 19, 2021.
- Selected by the Los Angeles Rams in the fourth round (125th overall) of the 2017 NFL Draft.

SAMSON EBUKAM'S - NFL REGULAR SEASON STATISTICS

| DATE | TEAM | GP | GS | TK | S | TACKLES | | | | | QBH | INTERCEPTIONS | | | | FUMBLES | | | | ST | | | MISC | | | | | |
|--------|-------|-----|----|-----|-----|---------|-----|-----|------|-------|-----|---------------|-----|-----|----|---------|----|----|----|-----|----|----|------|----|----|---|---|---|
| | | | | | | A | TFL | YDS | SK | YDS | | NO | YDS | LG | TD | PD | FF | FR | TD | YDS | TK | S | A | FF | FR | S | A | |
| 2017 | Rams | 16 | 2 | 22 | 20 | 2 | 1 | 11 | 2.0 | 21.0 | 4 | 0 | 0 | 0 | 0 | 0 | 1 | 0 | 0 | 0 | 9 | 6 | 3 | 0 | 0 | 0 | 0 | |
| 2018 | Rams | 16 | 14 | 39 | 24 | 15 | 6 | 17 | 3.0 | 11.0 | 6 | 1 | 25 | 25t | 1 | 1 | 3 | 2 | 1 | 11 | 1 | 1 | 0 | 0 | 0 | 0 | 0 | |
| 2019 | Rams | 16 | 5 | 47 | 26 | 21 | 5 | 33 | 4.5 | 32.0 | 10 | 0 | 0 | 0 | 0 | 4 | 1 | 2 | 0 | 0 | 1 | 0 | 1 | 0 | 0 | 0 | 0 | |
| 2020 | Rams | 16 | 14 | 27 | 14 | 13 | 3 | 16 | 4.5 | 20.0 | 7 | 0 | 0 | 0 | 0 | 1 | 1 | 0 | 0 | 0 | 4 | 4 | 0 | 0 | 0 | 0 | 0 | |
| 2021 | 49ers | 17 | 11 | 36 | 19 | 17 | 5 | 32 | 4.5 | 41.5 | 11 | 0 | 0 | 0 | 0 | 1 | 1 | 0 | 0 | 0 | 2 | 2 | 0 | 0 | 0 | 0 | 0 | |
| 2022 | 49ers | 15 | 15 | 35 | 21 | 14 | 6 | 30 | 4.5 | 39.0 | 12 | 0 | 0 | 0 | 0 | 1 | 1 | 1 | 0 | 0 | 0 | 0 | 0 | 0 | 0 | 0 | 0 | |
| 2023 | Colts | 7 | 7 | 23 | 18 | 5 | 6 | 28 | 4.0 | 35.0 | 9 | 0 | 0 | 0 | 0 | 1 | 1 | 0 | 0 | 0 | 0 | 0 | 0 | 0 | 0 | 0 | 0 | |
| TOTALS | | 103 | 68 | 229 | 142 | 87 | 32 | 167 | 27.0 | 199.5 | 59 | 1 | 25 | 25T | 1 | 9 | 9 | 5 | 1 | 11 | 17 | 13 | 4 | 0 | 0 | 0 | 0 | 0 |

SAMSON EBUKAM'S - NFL POSTSEASON STATISTICS

| DATE | TEAM | GP | GS | TK | TACKLES | | | | | | | QBH | INTERCEPTIONS | | | | | FUMBLES | | | | ST | | | | MISC | |
|--------|-------|----|----|----|---------|---|-----|-----|-----|------|----|-----|---------------|----|----|----|----|---------|----|-----|----|----|---|----|----|------|---|
| | | | | | S | A | TFL | YDS | SK | YDS | NO | | YDS | LG | TD | PD | FF | FR | TD | YDS | TK | S | A | FF | FR | | S |
| 2017 | Rams | 1 | 0 | 1 | 1 | 0 | 0 | 0.0 | 0.0 | 0 | 0 | 0 | 0 | 0 | 0 | 0 | 0 | 0 | 0 | 0 | 0 | 0 | 0 | 0 | 0 | 0 | 0 |
| 2018 | Rams | 3 | 2 | 8 | 7 | 1 | 1 | 2 | 0.0 | 0.0 | 0 | 0 | 0 | 0 | 0 | 1 | 1 | 0 | 0 | 0 | 1 | 1 | 0 | 0 | 0 | 0 | 0 |
| 2020 | Rams | 2 | 0 | 1 | 1 | 0 | 0 | 0 | 0.0 | 0.0 | 0 | 0 | 0 | 0 | 0 | 0 | 0 | 0 | 0 | 0 | 1 | 0 | 1 | 1 | 0 | 0 | 0 |
| 2021 | 49ers | 3 | 3 | 8 | 5 | 3 | 1 | 6 | 2.0 | 14.5 | 4 | 0 | 0 | 0 | 0 | 0 | 0 | 0 | 0 | 0 | 0 | 0 | 0 | 0 | 0 | 0 | 0 |
| 2022 | 49ers | 3 | 3 | 5 | 3 | 2 | 0 | 0 | 1.0 | 0.0 | 2 | 0 | 0 | 0 | 0 | 0 | 0 | 0 | 0 | 0 | 0 | 0 | 0 | 0 | 0 | 0 | 0 |
| TOTALS | | 12 | 8 | 23 | 17 | 6 | 2 | 8 | 3.0 | 14.5 | 6 | 0 | 0 | 0 | 0 | 1 | 1 | 0 | 0 | 0 | 2 | 1 | 1 | 1 | 0 | 0 | 0 |



SINGLE-GAME HIGHS: DEFENSIVE

Total Tackles 9 at Atlanta Falcons, Oct 16, 2022
7 vs. Baltimore Ravens, Nov 25, 2019
6 vs. San Francisco 49ers, Oct 13, 2019

Solo Tackles 6 at Atlanta Falcons, Oct 16, 2022
5 at Arizona Cardinals, Dec 03, 2017
4 at Baltimore Ravens, Sep 24, 2023
...2 more at 4.

Sacks 2.0 vs. Los Angeles Rams, Oct 03, 2022
...2 more at 2.0.

Passes Defensed 1 vs. Cleveland Browns, Oct 22, 2023
...8 more at 1.

Forced Fumbles 1 at Baltimore Ravens, Sep 24, 2023
...8 more at 1.

Fumble Recoveries 1 vs. Arizona Cardinals, Dec 29, 2019
...3 more at 1.

Tackles For Loss 3 at Oakland Raiders, Sep 10, 2018
2 at Baltimore Ravens, Sep 24, 2023
...3 more at 2.

Interceptions 1 vs. Kansas City Chiefs, Nov 19, 2018

Interception Return Yards 25 vs. Kansas City Chiefs, Nov 19, 2018

Special Teams Tackles 3 at Seattle Seahawks, Dec 17, 2017
2 at Detroit Lions, Sep 12, 2021
...1 more at 2.

Longest Opp Fumble Return 11 vs. Kansas City Chiefs, Nov 19, 2018

SINGLE-GAME HIGHS - POSTSEASON: DEFENSIVE

Total Tackles 3 at Los Angeles Rams, Jan 30, 2022
...3 more at 3.

Solo Tackles 3 at Green Bay Packers, Jan 22, 2022
...1 more at 3.

Sacks 1.0 at Green Bay Packers, Jan 22, 2022
0.5 at Los Angeles Rams, Jan 30, 2022
...1 more at 0.5.

Passes Defensed 1 vs. Dallas Cowboys, Jan 12, 2019

Forced Fumbles 1 at New Orleans Saints, Jan 20, 2019

Tackles For Loss 1 at Green Bay Packers, Jan 22, 2022
...1 more at 1.

Special Teams Tackles 1 at Seattle Seahawks, Jan 09, 2021
...1 more at 1.

Special Teams Forced Fumbles 1 at Seattle Seahawks, Jan 09, 2021

2017 GAME-BY-GAME REGULAR-SEASON STATISTICS (RAMS)

| | | | TACKLES | | | | | | | | INTERCEPTIONS | | | | FUMBLES | | | | ST | | | | MISC | | | | | | |
|-------------|--------------|-----|---------|----|----|----|-----|------|-----|-----|---------------|-----|----|----|---------|----|----|----|-----|----|---|---|------|----|---|---|-----|-------|------|
| DATE | OPPONENT | P/S | TK | S | A | SK | YDS | TFL | YDS | QBH | NO | YDS | LG | TD | PD | FF | FR | TD | YDS | TK | S | A | FF | FR | S | A | W/L | SCORE | |
| 09/10 | Colts | P | 1 | 1 | 0 | 0 | 0.0 | 0.0 | 0 | 0 | 0 | 0 | 0 | 0 | 0 | 0 | 0 | 0 | 0 | 2 | 2 | 0 | 0 | 0 | 0 | 0 | 0 | W | 46-9 |
| 09/17 | Redskins | P | 1 | 1 | 0 | 0 | 0.0 | 0.0 | 0 | 0 | 0 | 0 | 0 | 0 | 0 | 0 | 0 | 0 | 0 | 0 | 0 | 0 | 0 | 0 | 0 | 0 | L | 20-27 | |
| 09/21 | at 49ers | P | 0 | 0 | 0 | 0 | 0.0 | 0.0 | 0 | 0 | 0 | 0 | 0 | 0 | 0 | 0 | 0 | 0 | 0 | 0 | 0 | 0 | 0 | 0 | 0 | 0 | W | 41-39 | |
| 10/01 | at Cowboys | P | 0 | 0 | 0 | 0 | 0.0 | 0.0 | 0 | 0 | 0 | 0 | 0 | 0 | 0 | 0 | 0 | 0 | 0 | 0 | 0 | 0 | 0 | 0 | 0 | 0 | W | 35-30 | |
| 10/08 | Seahawks | P | 0 | 0 | 0 | 0 | 0.0 | 0.0 | 0 | 0 | 0 | 0 | 0 | 0 | 0 | 0 | 0 | 0 | 0 | 1 | 1 | 0 | 0 | 0 | 0 | 0 | L | 10-16 | |
| 10/15 | at Jaguars | P | 2 | 2 | 0 | 0 | 0.0 | 0.0 | 0 | 0 | 0 | 0 | 0 | 0 | 0 | 0 | 0 | 0 | 0 | 0 | 0 | 0 | 0 | 0 | 0 | 0 | W | 27-17 | |
| 10/22 | Cardinals | P | 0 | 0 | 0 | 0 | 0.0 | 0.0 | 0 | 0 | 0 | 0 | 0 | 0 | 0 | 0 | 0 | 0 | 0 | 0 | 0 | 0 | 0 | 0 | 0 | 0 | W | 33-0 | |
| 11/05 | at Giants | P | 1 | 1 | 0 | 0 | 0.0 | 0.0 | 0 | 0 | 0 | 0 | 0 | 0 | 0 | 0 | 0 | 0 | 0 | 1 | 0 | 1 | 0 | 0 | 0 | 0 | W | 51-17 | |
| 11/12 | Texans | P | 1 | 1 | 0 | 1 | 0.0 | 10.0 | 0 | 2 | 0 | 0 | 0 | 0 | 0 | 1 | 0 | 0 | 0 | 0 | 0 | 0 | 0 | 0 | 0 | 0 | W | 33-7 | |
| 11/19 | at Vikings | P | 2 | 2 | 0 | 0 | 0.0 | 0.0 | 0 | 0 | 0 | 0 | 0 | 0 | 0 | 0 | 0 | 0 | 0 | 1 | 1 | 0 | 0 | 0 | 0 | 0 | L | 7-24 | |
| 11/26 | Saints | P | 2 | 1 | 1 | 1 | 0.0 | 11.0 | 1 | 11 | 1 | 0 | 0 | 0 | 0 | 0 | 0 | 0 | 0 | 0 | 0 | 0 | 0 | 0 | 0 | 0 | W | 26-20 | |
| 12/03 | at Cardinals | S | 5 | 5 | 0 | 0 | 0.0 | 0.0 | 0 | 0 | 0 | 0 | 0 | 0 | 0 | 0 | 0 | 0 | 0 | 0 | 0 | 0 | 0 | 0 | 0 | 0 | W | 32-16 | |
| 12/10 | Eagles | P | 4 | 4 | 0 | 0 | 0.0 | 0.0 | 0 | 0 | 1 | 0 | 0 | 0 | 0 | 0 | 0 | 0 | 0 | 0 | 0 | 0 | 0 | 0 | 0 | 0 | L | 35-43 | |
| 12/17 | at Seahawks | P | 0 | 0 | 0 | 0 | 0.0 | 0.0 | 0 | 0 | 0 | 0 | 0 | 0 | 0 | 0 | 0 | 0 | 0 | 3 | 1 | 2 | 0 | 0 | 0 | 0 | W | 42-7 | |
| 12/24 | at Titans | P | 0 | 0 | 0 | 0 | 0.0 | 0.0 | 0 | 0 | 0 | 0 | 0 | 0 | 0 | 0 | 0 | 0 | 0 | 1 | 1 | 0 | 0 | 0 | 0 | 0 | W | 27-23 | |
| 12/31 | 49ers | S | 3 | 2 | 1 | 0 | 0.0 | 0.0 | 0 | 0 | 0 | 0 | 0 | 0 | 0 | 0 | 0 | 0 | 0 | 0 | 0 | 0 | 0 | 0 | 0 | 0 | L | 13-34 | |
| 2017 TOTALS | | | 16-2 | 22 | 20 | 2 | 2.0 | 21.0 | 1 | 11 | 4 | 0 | 0 | 0 | 0 | 0 | 1 | 0 | 0 | 9 | 6 | 3 | 0 | 0 | 0 | 0 | 0 | 11-5 | |



2018 GAME-BY-GAME REGULAR-SEASON STATISTICS (RAMS)

| DATE | OPPONENT | P/S | TACKLES | | | | | | | INTERCEPTIONS | | | | FUMBLES | | | | ST | | | | MISC | | W/L | SCORE | | |
|-------------|--------------|-----|---------|----|----|-----|-----|------|-----|---------------|----|-----|----|---------|----|----|----|----|-----|----|---|------|----|-----|-------|----|-------|
| | | | TK | S | A | SK | YDS | TFL | YDS | QBH | NO | YDS | LG | TD | PD | FF | FR | TD | YDS | TK | S | A | FF | | | FR | S |
| 09/10 | at Raiders | S | 4 | 3 | 1 | 0.0 | 0.0 | 3 | 6 | 0 | 0 | 0 | 0 | 0 | 0 | 0 | 0 | 0 | 0 | 0 | 0 | 0 | 0 | 0 | 0 | W | 33-13 |
| 09/16 | Cardinals | S | 1 | 1 | 0 | 1.0 | 7.0 | 1 | 7 | 2 | 0 | 0 | 0 | 0 | 0 | 0 | 0 | 0 | 0 | 0 | 0 | 0 | 0 | 0 | 0 | W | 34-0 |
| 09/23 | Chargers | S | 1 | 0 | 1 | 0.0 | 0.0 | 0 | 0 | 0 | 1 | 0 | 0 | 0 | 0 | 0 | 0 | 0 | 0 | 0 | 0 | 0 | 0 | 0 | 0 | W | 35-23 |
| 09/27 | Vikings | S | 2 | 1 | 1 | 0.0 | 0.0 | 0 | 0 | 0 | 0 | 0 | 0 | 0 | 0 | 0 | 0 | 0 | 0 | 0 | 0 | 0 | 0 | 0 | 0 | W | 38-31 |
| 10/07 | at Seahawks | S | 4 | 2 | 2 | 0.0 | 0.0 | 0 | 0 | 0 | 0 | 0 | 0 | 0 | 0 | 0 | 0 | 0 | 1 | 1 | 0 | 0 | 0 | 0 | 0 | W | 33-31 |
| 10/14 | at Broncos | S | 2 | 1 | 1 | 0.0 | 0.0 | 0 | 0 | 0 | 0 | 0 | 0 | 0 | 1 | 0 | 0 | 0 | 0 | 0 | 0 | 0 | 0 | 0 | 0 | W | 23-20 |
| 10/21 | at 49ers | S | 3 | 3 | 0 | 1.0 | 1.0 | 1 | 1 | 1 | 0 | 0 | 0 | 0 | 1 | 0 | 0 | 0 | 0 | 0 | 0 | 0 | 0 | 0 | 0 | W | 39-10 |
| 10/28 | Packers | S | 4 | 2 | 2 | 0.0 | 0.0 | 0 | 0 | 0 | 0 | 0 | 0 | 0 | 0 | 0 | 0 | 0 | 0 | 0 | 0 | 0 | 0 | 0 | 0 | W | 29-27 |
| 11/04 | at Saints | S | 2 | 2 | 0 | 0.0 | 0.0 | 0 | 0 | 0 | 0 | 0 | 0 | 0 | 1 | 0 | 0 | 0 | 0 | 0 | 0 | 0 | 0 | 0 | 0 | L | 35-45 |
| 11/11 | Seahawks | S | 3 | 2 | 1 | 0.0 | 0.0 | 0 | 0 | 0 | 0 | 0 | 0 | 0 | 0 | 0 | 0 | 0 | 0 | 0 | 0 | 0 | 0 | 0 | 0 | W | 36-31 |
| 11/19 | Chiefs | P | 3 | 2 | 1 | 1.0 | 3.0 | 1 | 3 | 2 | 1 | 25 | 25 | 1 | 1 | 0 | 1 | 11 | 0 | 0 | 0 | 0 | 0 | 0 | 0 | W | 54-51 |
| 12/02 | at Lions | S | 2 | 2 | 0 | 0.0 | 0.0 | 0 | 0 | 0 | 0 | 0 | 0 | 0 | 0 | 1 | 0 | 0 | 0 | 0 | 0 | 0 | 0 | 0 | 0 | W | 30-16 |
| 12/09 | at Bears | S | 2 | 2 | 0 | 0.0 | 0.0 | 0 | 0 | 0 | 0 | 0 | 0 | 0 | 0 | 0 | 0 | 0 | 0 | 0 | 0 | 0 | 0 | 0 | 0 | L | 6-15 |
| 12/16 | Eagles | P | 3 | 0 | 3 | 0.0 | 0.0 | 0 | 0 | 0 | 0 | 0 | 0 | 0 | 0 | 0 | 0 | 0 | 0 | 0 | 0 | 0 | 0 | 0 | 0 | L | 23-30 |
| 12/23 | at Cardinals | S | 0 | 0 | 0 | 0.0 | 0.0 | 0 | 0 | 0 | 0 | 0 | 0 | 0 | 0 | 0 | 0 | 0 | 0 | 0 | 0 | 0 | 0 | 0 | 0 | W | 31-9 |
| 12/30 | 49ers | S | 3 | 1 | 2 | 0.0 | 0.0 | 0 | 0 | 0 | 0 | 0 | 0 | 0 | 0 | 0 | 0 | 0 | 0 | 0 | 0 | 0 | 0 | 0 | 0 | W | 48-32 |
| 2018 TOTALS | | | 16-14 | 39 | 24 | 15 | 3.0 | 11.0 | 6 | 17 | 6 | 1 | 25 | 25T | 1 | 1 | 3 | 2 | 1 | 11 | 1 | 1 | 0 | 0 | 0 | 0 | 13-3 |

2019 GAME-BY-GAME REGULAR-SEASON STATISTICS (RAMS)

| | | | TACKLES | | | | | | | INTERCEPTIONS | | | | | FUMBLES | | | ST | | | MISC | | | | | | | |
|-------------|--------------|-----|---------|----|----|------|------|-----|-----|---------------|----|-----|----|----|---------|----|----|----|-----|----|------|---|----|----|---|---|-----|-------|
| DATE | OPPONENT | P/S | TK | S | A | SK | YDS | TFL | YDS | QBH | NO | YDS | LG | TD | PD | FF | FR | TD | YDS | TK | S | A | FF | FR | S | A | W/L | SCORE |
| 09/08 | at Panthers | P | 1 | 1 | 0 | 0.0 | 0.0 | 0 | 0 | 0 | 0 | 0 | 0 | 0 | 0 | 0 | 1 | 1 | 0 | 0 | 0 | 0 | 0 | 0 | 0 | 0 | W | 30-27 |
| 09/15 | Saints | P | 1 | 1 | 0 | 0.0 | 0.0 | 0 | 0 | 0 | 0 | 0 | 0 | 0 | 0 | 0 | 0 | 0 | 0 | 0 | 0 | 0 | 0 | 0 | 0 | 0 | W | 27-9 |
| 09/22 | at Browns | P | 3 | 2 | 1 | 0.0 | 0.0 | 0 | 0 | 0 | 0 | 0 | 0 | 0 | 1 | 0 | 0 | 0 | 0 | 0 | 0 | 0 | 0 | 0 | 0 | 0 | W | 20-13 |
| 09/29 | Buccaneers | P | 3 | 1 | 2 | 0.0 | 0.0 | 0 | 0 | 1 | 0 | 0 | 0 | 0 | 0 | 0 | 0 | 0 | 0 | 0 | 0 | 0 | 0 | 0 | 0 | 0 | L | 40-55 |
| 10/03 | at Seahawks | P | 1 | 0 | 1 | 0.0 | 0.0 | 0 | 0 | 1 | 0 | 0 | 0 | 0 | 0 | 0 | 0 | 0 | 0 | 0 | 0 | 0 | 0 | 0 | 0 | 0 | L | 29-30 |
| 10/13 | 49ers | S | 6 | 2 | 4 | 0.0 | 0.0 | 0 | 0 | 0 | 0 | 0 | 0 | 0 | 0 | 0 | 0 | 0 | 0 | 0 | 0 | 0 | 0 | 0 | 0 | 0 | L | 7-20 |
| 10/20 | at Falcons | S | 2 | 0 | 2 | 0.0 | 0.0 | 0 | 0 | 1 | 0 | 0 | 0 | 0 | 0 | 0 | 0 | 0 | 0 | 0 | 0 | 0 | 0 | 0 | 0 | 0 | W | 37-10 |
| 10/27 | Bengals | S | 3 | 2 | 1 | 0.0 | 0.0 | 0 | 0 | 0 | 0 | 0 | 0 | 0 | 1 | 0 | 0 | 0 | 0 | 0 | 0 | 0 | 0 | 0 | 0 | 0 | W | 24-10 |
| 11/10 | at Steelers | P | 2 | 1 | 1 | 0.0 | 0.0 | 0 | 0 | 0 | 0 | 0 | 0 | 0 | 0 | 0 | 0 | 0 | 0 | 0 | 0 | 0 | 0 | 0 | 0 | 0 | L | 12-17 |
| 11/17 | Bears | P | 4 | 3 | 1 | 0.0 | 0.0 | 1 | 3 | 0 | 0 | 0 | 0 | 0 | 1 | 0 | 0 | 0 | 0 | 0 | 0 | 0 | 0 | 0 | 0 | 0 | W | 17-7 |
| 11/25 | Ravens | S | 7 | 3 | 4 | 1.5 | 7.0 | 1 | 5 | 3 | 0 | 0 | 0 | 0 | 0 | 0 | 0 | 0 | 0 | 1 | 0 | 1 | 0 | 0 | 0 | 0 | L | 6-45 |
| 12/01 | at Cardinals | P | 4 | 2 | 2 | 0.0 | 0.0 | 0 | 0 | 0 | 0 | 0 | 0 | 0 | 0 | 0 | 0 | 0 | 0 | 0 | 0 | 0 | 0 | 0 | 0 | 0 | W | 34-7 |
| 12/08 | Seahawks | S | 5 | 4 | 1 | 2.0 | 18.0 | 2 | 18 | 2 | 0 | 0 | 0 | 0 | 0 | 0 | 0 | 0 | 0 | 0 | 0 | 0 | 0 | 0 | 0 | 0 | W | 28-12 |
| 12/15 | at Cowboys | P | 3 | 2 | 1 | 0.0 | 0.0 | 0 | 0 | 1 | 0 | 0 | 0 | 0 | 0 | 0 | 0 | 0 | 0 | 0 | 0 | 0 | 0 | 0 | 0 | 0 | L | 21-44 |
| 12/21 | at 49ers | P | 1 | 1 | 0 | 1.0 | 7.0 | 1 | 7 | 1 | 0 | 0 | 0 | 0 | 0 | 0 | 0 | 0 | 0 | 0 | 0 | 0 | 0 | 0 | 0 | 0 | L | 31-34 |
| 12/29 | Cardinals | P | 1 | 1 | 0 | 0.0 | 0.0 | 0 | 0 | 0 | 0 | 0 | 0 | 0 | 1 | 0 | 1 | 0 | 0 | 0 | 0 | 0 | 0 | 0 | 0 | 0 | W | 31-24 |
| 2019 TOTALS | | | 16-5 | 47 | 26 | 21.5 | 32.0 | 5 | 33 | 10 | 0 | 0 | 0 | 0 | 4 | 1 | 2 | 0 | 0 | 1 | 0 | 1 | 0 | 0 | 0 | 0 | 9-7 | |

2020 GAME-BY-GAME REGULAR-SEASON STATISTICS (RAMS)

| DATE | OPPONENT | P/S | TACKLES | | | | | | | INTERCEPTIONS | | | | FUMBLES | | | | ST | | | | MISC | | SCORE | | | |
|-------------|------------------|-----|---------|----|----|------|------|-----|-----|---------------|----|-----|----|---------|----|----|----|----|-----|----|---|------|----|-------|----|------|-------|
| | | | TK | S | A | SK | YDS | TFL | YDS | QBH | NO | YDS | LG | TD | PD | FF | FR | TD | YDS | TK | S | A | FF | | FR | S | A |
| 09/13 | Cowboys | S | 4 | 2 | 2 | 0.0 | 0.0 | 0 | 0 | 0 | 0 | 0 | 0 | 0 | 0 | 0 | 0 | 0 | 0 | 0 | 0 | 0 | 0 | 0 | 0 | W | 20-17 |
| 09/20 | at Eagles | P | 0 | 0 | 0 | 0.0 | 0.0 | 0 | 0 | 0 | 0 | 0 | 0 | 0 | 0 | 0 | 0 | 0 | 0 | 0 | 0 | 0 | 0 | 0 | 0 | W | 37-19 |
| 09/27 | at Bills | S | 0 | 0 | 0 | 0.0 | 0.0 | 0 | 0 | 0 | 0 | 0 | 0 | 0 | 0 | 0 | 0 | 0 | 0 | 0 | 0 | 0 | 0 | 0 | 0 | L | 32-35 |
| 10/04 | Giants | S | 4 | 1 | 3 | 0.5 | 1.0 | 0 | 0 | 1 | 0 | 0 | 0 | 0 | 0 | 0 | 0 | 0 | 0 | 0 | 0 | 0 | 0 | 0 | 0 | W | 17-9 |
| 10/11 | at Football Team | S | 1 | 1 | 0 | 0.0 | 0.0 | 0 | 0 | 0 | 0 | 0 | 0 | 0 | 0 | 0 | 0 | 0 | 0 | 0 | 0 | 0 | 0 | 0 | 0 | W | 30-10 |
| 10/18 | at 49ers | S | 1 | 1 | 0 | 0.0 | 0.0 | 0 | 0 | 0 | 0 | 0 | 0 | 0 | 0 | 0 | 0 | 0 | 0 | 0 | 0 | 0 | 0 | 0 | 0 | L | 16-24 |
| 10/26 | Bears | S | 0 | 0 | 0 | 0.0 | 0.0 | 0 | 0 | 0 | 0 | 0 | 0 | 0 | 0 | 0 | 0 | 0 | 0 | 0 | 0 | 0 | 0 | 0 | 0 | W | 24-10 |
| 11/01 | at Dolphins | S | 3 | 1 | 2 | 0.0 | 0.0 | 0 | 0 | 0 | 0 | 0 | 0 | 0 | 0 | 0 | 0 | 0 | 0 | 0 | 0 | 0 | 0 | 0 | 0 | L | 17-28 |
| 11/15 | Seahawks | P | 2 | 1 | 1 | 0.0 | 0.0 | 0 | 0 | 0 | 0 | 0 | 0 | 0 | 0 | 0 | 0 | 0 | 0 | 0 | 0 | 0 | 0 | 0 | 0 | W | 23-16 |
| 11/23 | at Buccaneers | S | 3 | 3 | 0 | 1.0 | 7.0 | 1 | 7 | 1 | 0 | 0 | 0 | 0 | 0 | 0 | 0 | 0 | 0 | 0 | 0 | 0 | 0 | 0 | 0 | W | 27-24 |
| 11/29 | 49ers | S | 1 | 0 | 1 | 0.0 | 0.0 | 0 | 0 | 1 | 0 | 0 | 0 | 0 | 1 | 0 | 0 | 0 | 0 | 1 | 1 | 0 | 0 | 0 | 0 | L | 20-23 |
| 12/06 | at Cardinals | S | 2 | 1 | 1 | 0.0 | 0.0 | 0 | 0 | 0 | 0 | 0 | 0 | 0 | 0 | 0 | 0 | 0 | 0 | 1 | 1 | 0 | 0 | 0 | 0 | W | 38-28 |
| 12/10 | Patriots | S | 0 | 0 | 0 | 0.0 | 0.0 | 0 | 0 | 1 | 0 | 0 | 0 | 0 | 0 | 0 | 0 | 0 | 0 | 0 | 0 | 0 | 0 | 0 | 0 | W | 24-3 |
| 12/20 | Jets | S | 3 | 1 | 2 | 1.0 | 3.0 | 0 | 0 | 0 | 0 | 0 | 0 | 0 | 1 | 0 | 0 | 0 | 0 | 1 | 1 | 0 | 0 | 0 | 0 | L | 20-23 |
| 12/27 | at Seahawks | S | 1 | 0 | 1 | 0.0 | 0.0 | 0 | 0 | 1 | 0 | 0 | 0 | 0 | 0 | 0 | 0 | 0 | 0 | 0 | 0 | 0 | 0 | 0 | 0 | L | 9-20 |
| 01/03 | Cardinals | S | 2 | 2 | 0 | 2.0 | 9.0 | 2 | 9 | 2 | 0 | 0 | 0 | 0 | 0 | 0 | 0 | 0 | 0 | 1 | 1 | 0 | 0 | 0 | 0 | W | 18-7 |
| 2020 TOTALS | | | 16-14 | 27 | 14 | 13.5 | 20.0 | 3 | 16 | 7 | 0 | 0 | 0 | 0 | 1 | 1 | 0 | 0 | 0 | 4 | 4 | 0 | 0 | 0 | 0 | 10-6 | |



2021 GAME-BY-GAME REGULAR-SEASON STATISTICS (49ERS)

| DATE | OPPONENT | P/S | TACKLES | | | | | | | INTERCEPTIONS | | | | FUMBLES | | | ST | | | MISC | | W/L | SCORE | | | | | |
|-------------|--------------|-----|---------|----|----|-----|------|------|-----|---------------|----|-----|----|---------|----|----|----|----|-----|------|---|-----|-------|---|----|----|--------|------|
| | | | TK | S | A | SK | YDS | TFL | YDS | QBH | NO | YDS | LG | TD | PD | FF | FR | TD | YDS | TK | S | | | A | FF | FR | S | A |
| 09/12 | at Lions | P | 3 | 0 | 3 | 0.0 | 0.0 | 0 | 0 | 0 | 1 | 0 | 0 | 0 | 0 | 0 | 0 | 0 | 2 | 2 | 0 | 0 | 0 | 0 | 0 | W | 41-33 | |
| 09/19 | at Eagles | P | 3 | 2 | 1 | 0.0 | 0.0 | 0 | 0 | 0 | 0 | 0 | 0 | 0 | 0 | 0 | 0 | 0 | 0 | 0 | 0 | 0 | 0 | 0 | 0 | W | 17-11 | |
| 09/26 | Packers | P | 1 | 1 | 0 | 0.0 | 0.0 | 0 | 0 | 0 | 0 | 0 | 0 | 0 | 0 | 0 | 0 | 0 | 0 | 0 | 0 | 0 | 0 | 0 | 0 | L | 28-30 | |
| 10/03 | Seahawks | P | 3 | 0 | 3 | 0.0 | 0.0 | 0 | 0 | 0 | 0 | 0 | 0 | 0 | 0 | 0 | 0 | 0 | 0 | 0 | 0 | 0 | 0 | 0 | 0 | L | 21-28 | |
| 10/10 | at Cardinals | P | 2 | 1 | 1 | 0.0 | 0.0 | 0 | 0 | 0 | 0 | 0 | 0 | 0 | 0 | 0 | 0 | 0 | 0 | 0 | 0 | 0 | 0 | 0 | 0 | L | 10-17 | |
| 10/24 | Colts | P | 0 | 0 | 0 | 0.0 | 0.0 | 0 | 0 | 0 | 0 | 0 | 0 | 0 | 0 | 0 | 0 | 0 | 0 | 0 | 0 | 0 | 0 | 0 | 0 | L | 18-30 | |
| 10/31 | at Bears | S | 2 | 2 | 0 | 1.0 | 14.0 | 1 | 14 | 1 | 1 | 0 | 0 | 0 | 0 | 0 | 0 | 0 | 0 | 0 | 0 | 0 | 0 | 0 | 0 | W | 33-22 | |
| 11/07 | Cardinals | S | 2 | 1 | 1 | 0.0 | 0.0 | 0 | 0 | 0 | 0 | 0 | 0 | 0 | 0 | 0 | 0 | 0 | 0 | 0 | 0 | 0 | 0 | 0 | 0 | L | 17-31 | |
| 11/15 | Rams | S | 0 | 0 | 0 | 0.0 | 0.0 | 0 | 0 | 0 | 0 | 0 | 0 | 0 | 0 | 0 | 0 | 0 | 0 | 0 | 0 | 0 | 0 | 0 | 0 | W | 31-10 | |
| 11/21 | at Jaguars | S | 1 | 1 | 0 | 0.0 | 0.0 | 1 | 1 | 1 | 1 | 0 | 0 | 0 | 0 | 0 | 0 | 0 | 0 | 0 | 0 | 0 | 0 | 0 | 0 | W | 30-10 | |
| 11/28 | Vikings | S | 2 | 2 | 0 | 0.0 | 0.0 | 0 | 0 | 1 | 0 | 0 | 0 | 0 | 1 | 0 | 0 | 0 | 0 | 0 | 0 | 0 | 0 | 0 | 0 | W | 34-26 | |
| 12/05 | at Seahawks | S | 3 | 1 | 2 | 0.0 | 0.0 | 0 | 0 | 0 | 0 | 0 | 0 | 0 | 0 | 0 | 0 | 0 | 0 | 0 | 0 | 0 | 0 | 0 | 0 | L | 23-30 | |
| 12/12 | at Bengals | S | 3 | 0 | 3 | 0.5 | 4.5 | 0 | 0 | 2 | 0 | 0 | 0 | 0 | 0 | 1 | 0 | 0 | 0 | 0 | 0 | 0 | 0 | 0 | 0 | W | 26-23+ | |
| 12/19 | Falcons | S | 3 | 3 | 0 | 1.0 | 8.0 | 1 | 8 | 2 | 0 | 0 | 0 | 0 | 0 | 0 | 0 | 0 | 0 | 0 | 0 | 0 | 0 | 0 | 0 | W | 31-13 | |
| 12/23 | at Titans | S | 4 | 3 | 1 | 1.5 | 10.0 | 1 | 8 | 2 | 0 | 0 | 0 | 0 | 0 | 0 | 0 | 0 | 0 | 0 | 0 | 0 | 0 | 0 | 0 | L | 17-20 | |
| 01/02 | Texans | S | 3 | 1 | 2 | 0.5 | 5.0 | 1 | 1 | 1 | 0 | 0 | 0 | 0 | 0 | 0 | 0 | 0 | 0 | 0 | 0 | 0 | 0 | 0 | 0 | W | 23-7 | |
| 01/09 | at Rams | S | 1 | 1 | 0 | 0.0 | 0.0 | 0 | 0 | 0 | 0 | 0 | 0 | 0 | 0 | 0 | 0 | 0 | 0 | 0 | 0 | 0 | 0 | 0 | 0 | W | 27-24+ | |
| 2021 TOTALS | | | 17-11 | 36 | 19 | 17 | 4.5 | 41.5 | 5 | 32 | 11 | 0 | 0 | 0 | 0 | 1 | 1 | 0 | 0 | 0 | 2 | 2 | 0 | 0 | 0 | 0 | 0 | 10-7 |

+ - Overtime

2022 GAME-BY-GAME REGULAR-SEASON STATISTICS (49ERS)

| DATE | OPPONENT | P/S | TACKLES | | | | | | | INTERCEPTIONS | | | | FUMBLES | | | ST | | | MISC | | W/L | SCORE | | | | |
|-------------|--------------|-----|---------|----|----|-----|------|------|-----|---------------|----------|-----|----|---------|----|----|----|----|-----|------|---|-----|-------|---|----|--------|-------|
| | | | TK | S | A | SK | YDS | TFL | YDS | QBH | NO | YDS | LG | TD | PD | FF | FR | TD | YDS | TK | S | | | A | FF | FR | S |
| 09/11 | at Bears | S | 2 | 2 | 0 | 1.0 | 10.0 | 1 | 10 | 1 | 0 | 0 | 0 | 0 | 0 | 0 | 0 | 0 | 0 | 0 | 0 | 0 | 0 | 0 | L | 10-19 | |
| 09/18 | Seahawks | S | 3 | 2 | 1 | 0.0 | 0.0 | 0 | 0 | 1 | 0 | 0 | 0 | 0 | 0 | 0 | 0 | 0 | 0 | 0 | 0 | 0 | 0 | 0 | W | 27-7 | |
| 09/25 | at Broncos | S | 2 | 0 | 2 | 0.0 | 0.0 | 0 | 0 | 1 | 0 | 0 | 0 | 0 | 0 | 0 | 0 | 0 | 0 | 0 | 0 | 0 | 0 | 0 | L | 10-11 | |
| 10/03 | Rams | S | 4 | 3 | 1 | 2.0 | 16.0 | 1 | 10 | 1 | 0 | 0 | 0 | 0 | 0 | 1 | 0 | 0 | 0 | 0 | 0 | 0 | 0 | 0 | W | 24-9 | |
| 10/09 | at Panthers | S | 2 | 0 | 2 | 0.0 | 0.0 | 0 | 0 | 0 | 0 | 0 | 0 | 0 | 0 | 0 | 0 | 0 | 0 | 0 | 0 | 0 | 0 | 0 | W | 37-15 | |
| 10/16 | at Falcons | S | 9 | 6 | 3 | 0.0 | 0.0 | 2 | 1 | 0 | 0 | 0 | 0 | 0 | 0 | 0 | 0 | 0 | 0 | 0 | 0 | 0 | 0 | 0 | L | 14-28 | |
| 10/23 | Chiefs | S | 3 | 1 | 2 | 0.0 | 0.0 | 0 | 0 | 0 | 0 | 0 | 0 | 0 | 0 | 0 | 0 | 0 | 0 | 0 | 0 | 0 | 0 | 0 | L | 23-44 | |
| 10/30 | at Rams | S | 3 | 2 | 1 | 0.0 | 0.0 | 0 | 0 | 0 | 0 | 0 | 0 | 0 | 0 | 0 | 0 | 0 | 0 | 0 | 0 | 0 | 0 | 0 | W | 31-14 | |
| 11/13 | Chargers | | | | | | | | | | INACTIVE | | | | | | | | | | | | | | W | 22-16 | |
| 11/21 | at Cardinals | | | | | | | | | | INACTIVE | | | | | | | | | | | | | | W | 38-10 | |
| 11/27 | Saints | S | 2 | 1 | 1 | 0.0 | 0.0 | 0 | 0 | 2 | 0 | 0 | 0 | 0 | 0 | 0 | 1 | 0 | 0 | 0 | 0 | 0 | 0 | 0 | 0 | W | 13-0 |
| 12/04 | Dolphins | S | 1 | 1 | 0 | 0.0 | 0.0 | 0 | 0 | 0 | 0 | 0 | 0 | 0 | 0 | 0 | 0 | 0 | 0 | 0 | 0 | 0 | 0 | 0 | 0 | W | 33-17 |
| 12/11 | Buccaneers | S | 1 | 1 | 0 | 0.0 | 0.0 | 1 | 0 | 1 | 0 | 0 | 0 | 0 | 0 | 0 | 0 | 0 | 0 | 0 | 0 | 0 | 0 | 0 | W | 35-7 | |
| 12/15 | at Seahawks | S | 1 | 1 | 0 | 1.0 | 9.0 | 1 | 9 | 2 | 0 | 0 | 0 | 0 | 1 | 0 | 0 | 0 | 0 | 0 | 0 | 0 | 0 | 0 | W | 21-13 | |
| 12/24 | Commanders | S | 1 | 1 | 0 | 0.0 | 0.0 | 0 | 0 | 1 | 0 | 0 | 0 | 0 | 0 | 0 | 0 | 0 | 0 | 0 | 0 | 0 | 0 | 0 | W | 37-20 | |
| 01/01 | at Raiders | S | 0 | 0 | 0 | 0.0 | 0.0 | 0 | 0 | 0 | 0 | 0 | 0 | 0 | 0 | 0 | 0 | 0 | 0 | 0 | 0 | 0 | 0 | 0 | W | 37-34+ | |
| 01/08 | Cardinals | S | 1 | 0 | 1 | 0.5 | 4.0 | 0 | 0 | 2 | 0 | 0 | 0 | 0 | 0 | 0 | 0 | 0 | 0 | 0 | 0 | 0 | 0 | 0 | W | 38-13 | |
| 2022 TOTALS | | | 15-15 | 35 | 21 | 14 | 4.5 | 39.0 | 6 | 30 | 12 | 0 | 0 | 0 | 0 | 1 | 1 | 1 | 0 | 0 | 0 | 0 | 0 | 0 | 0 | 13-4 | |

+ - Overtime

2023 GAME-BY-GAME REGULAR-SEASON STATISTICS (COLTS)

| DATE | OPPONENT | P/S | TACKLES | | | | | | | INTERCEPTIONS | | | | FUMBLES | | | ST | | | MISC | | W/L | SCORE | | | |
|-------------|------------|-----|---------|----|----|-----|------|------|-----|---------------|----|-----|----|---------|----|----|----|----|-----|------|---|-----|-------|---|----|--------|
| | | | TK | S | A | SK | YDS | TFL | YDS | QBH | NO | YDS | LG | TD | PD | FF | FR | TD | YDS | TK | S | | | A | FF | FR |
| 09/10 | Jaguars | S | 2 | 2 | 0 | 0.0 | 0.0 | 1 | 2 | 0 | 0 | 0 | 0 | 0 | 0 | 0 | 0 | 0 | 0 | 0 | 0 | 0 | 0 | 0 | L | 21-31 |
| 09/17 | at Texans | S | 2 | 2 | 0 | 1.0 | 8.0 | 1 | 3 | 2 | 0 | 0 | 0 | 0 | 0 | 0 | 0 | 0 | 0 | 0 | 0 | 0 | 0 | 0 | W | 31-20 |
| 09/24 | at Ravens | S | 5 | 4 | 1 | 1.0 | 5.0 | 2 | 3 | 1 | 0 | 0 | 0 | 0 | 0 | 1 | 0 | 0 | 0 | 0 | 0 | 0 | 0 | 0 | W | 22-19+ |
| 10/01 | Rams | S | 4 | 2 | 2 | 0.0 | 0.0 | 0 | 0 | 2 | 0 | 0 | 0 | 0 | 0 | 0 | 0 | 0 | 0 | 0 | 0 | 0 | 0 | 0 | L | 23-29+ |
| 10/08 | Titans | S | 3 | 2 | 1 | 1.0 | 5.0 | 0 | 0 | 1 | 0 | 0 | 0 | 0 | 0 | 0 | 0 | 0 | 0 | 0 | 0 | 0 | 0 | 0 | W | 23-16 |
| 10/15 | at Jaguars | S | 3 | 3 | 0 | 1.0 | 17.0 | 1 | 17 | 2 | 0 | 0 | 0 | 0 | 0 | 0 | 0 | 0 | 0 | 0 | 0 | 0 | 0 | 0 | L | 20-37 |
| 10/22 | Browns | S | 4 | 3 | 1 | 0.0 | 0.0 | 1 | 3 | 1 | 0 | 0 | 0 | 0 | 1 | 0 | 0 | 0 | 0 | 0 | 0 | 0 | 0 | 0 | L | 38-39 |
| 2023 TOTALS | | | 7-7 | 23 | 18 | 5 | 4.0 | 35.0 | 6 | 28 | 9 | 0 | 0 | 0 | 0 | 1 | 1 | 0 | 0 | 0 | 0 | 0 | 0 | 0 | 0 | 3-4 |

+ - Overtime



2017 GAME-BY-GAME POSTSEASON STATISTICS (RAMS)

| | | | TACKLES | | | | | | | INTERCEPTIONS | | | | FUMBLES | | | | ST | | | | MISC | | | | | | | |
|-------------|----------|-----|---------|---|---|-----|-----|-----|-----|---------------|----|-----|----|---------|----|----|----|----|-----|----|---|------|----|----|---|---|-----|-------|--|
| DATE | OPPONENT | P/S | TK | S | A | SK | YDS | TFL | YDS | QBH | NO | YDS | LG | TD | PD | FF | FR | TD | YDS | TK | S | A | FF | FR | S | A | W/L | SCORE | |
| 01/06 | Falcons | P | 1 | 1 | 0 | 0.0 | 0.0 | 0 | 0 | 0 | 0 | 0 | 0 | 0 | 0 | 0 | 0 | 0 | 0 | 0 | 0 | 0 | 0 | 0 | 0 | 0 | L | 13-26 | |
| 2017 TOTALS | | | 1-0 | 1 | 1 | 0 | 0.0 | 0.0 | 0 | 0 | 0 | 0 | 0 | 0 | 0 | 0 | 0 | 0 | 0 | 0 | 0 | 0 | 0 | 0 | 0 | 0 | 0 | 0-1 | |

2018 GAME-BY-GAME POSTSEASON STATISTICS (RAMS)

| DATE | OPPONENT | P/S | TACKLES | | | | | | | INTERCEPTIONS | | | | | FUMBLES | | | | ST | | | MISC | | W/L | SCORE | | |
|-------------|-----------|-----|---------|---|---|-----|-----|-----|-----|---------------|----|-----|----|----|---------|----|----|----|-----|----|---|------|----|-----|-------|----|--------|
| | | | TK | S | A | SK | YDS | TFL | YDS | QBH | NO | YDS | LG | TD | PD | FF | FR | TD | YDS | TK | S | A | FF | | | FR | S |
| 01/12 | Cowboys | S | 2 | 2 | 0 | 0.0 | 0.0 | 1 | 2 | 0 | 0 | 0 | 0 | 0 | 1 | 0 | 0 | 0 | 0 | 0 | 0 | 0 | 0 | 0 | 0 | W | 30-22 |
| 01/20 | at Saints | P | 3 | 2 | 1 | 0.0 | 0.0 | 0 | 0 | 0 | 0 | 0 | 0 | 0 | 0 | 1 | 0 | 0 | 0 | 0 | 0 | 0 | 0 | 0 | 0 | W | 26-23+ |
| 02/03 | Patriots | S | 3 | 3 | 0 | 0.0 | 0.0 | 0 | 0 | 0 | 0 | 0 | 0 | 0 | 0 | 0 | 0 | 0 | 0 | 1 | 1 | 0 | 0 | 0 | 0 | L | 3-13 |
| 2018 TOTALS | | | 3-2 | 8 | 7 | 1 | 0.0 | 0.0 | 1 | 2 | 0 | 0 | 0 | 0 | 0 | 1 | 1 | 0 | 0 | 0 | 1 | 1 | 0 | 0 | 0 | 0 | 2-1 |

+ - Overtime

2020 GAME-BY-GAME POSTSEASON STATISTICS (RAMS)

| | | | TACKLES | | | | | | | INTERCEPTIONS | | | | | FUMBLES | | | | ST | | | MISC | | | | | | | | |
|-------------|-------------|-----|---------|---|---|-----|-----|-----|-----|---------------|----|-----|----|----|---------|----|----|----|-----|----|---|------|----|----|---|---|-----|-------|-------|--|
| DATE | OPPONENT | P/S | TK | S | A | SK | YDS | TFL | YDS | QBH | NO | YDS | LG | TD | PD | FF | FR | TD | YDS | TK | S | A | FF | FR | S | A | W/L | SCORE | | |
| 01/09 | at Seahawks | P | 0 | 0 | 0 | 0.0 | 0.0 | 0 | 0 | 0 | 0 | 0 | 0 | 0 | 0 | 0 | 0 | 0 | 0 | 1 | 0 | 1 | 1 | 0 | 0 | 0 | 0 | W | 30-20 | |
| 01/16 | at Packers | P | 1 | 1 | 0 | 0.0 | 0.0 | 0 | 0 | 0 | 0 | 0 | 0 | 0 | 0 | 0 | 0 | 0 | 0 | 0 | 0 | 0 | 0 | 0 | 0 | 0 | 0 | L | 18-32 | |
| 2020 TOTALS | | | 2-0 | 1 | 1 | 0 | 0.0 | 0.0 | 0 | 0 | 0 | 0 | 0 | 0 | 0 | 0 | 0 | 0 | 0 | 0 | 1 | 0 | 1 | 1 | 0 | 0 | 0 | 1-1 | | |

2021 GAME-BY-GAME POSTSEASON STATISTICS (49ERS)

| DATE | OPPONENT | P/S | TACKLES | | | | | | | | INTERCEPTIONS | | | | | FUMBLES | | | | ST | | | MISC | | W/L | SCORE | |
|-------------|------------|-----|---------|---|---|-----|-----|------|-----|-----|---------------|-----|----|----|----|---------|----|----|-----|----|---|---|------|----|-----|-------|-------|
| | | | TK | S | A | SK | YDS | TFL | YDS | QBH | NO | YDS | LG | TD | PD | FF | FR | TD | YDS | TK | S | A | FF | FR | | | S |
| 01/16 | at Cowboys | S | 2 | 1 | 1 | 0.5 | 5.0 | 0 | 0 | 1 | 0 | 0 | 0 | 0 | 0 | 0 | 0 | 0 | 0 | 0 | 0 | 0 | 0 | 0 | 0 | W | 23-17 |
| 01/22 | at Packers | S | 3 | 3 | 0 | 1.0 | 6.0 | 1 | 6 | 1 | 0 | 0 | 0 | 0 | 0 | 0 | 0 | 0 | 0 | 0 | 0 | 0 | 0 | 0 | 0 | W | 13-10 |
| 01/30 | at Rams | S | 3 | 1 | 2 | 0.5 | 3.5 | 0 | 0 | 2 | 0 | 0 | 0 | 0 | 0 | 0 | 0 | 0 | 0 | 0 | 0 | 0 | 0 | 0 | 0 | L | 17-20 |
| 2021 TOTALS | | | 3-3 | 8 | 5 | 3 | 2.0 | 14.5 | 1 | 6 | 4 | 0 | 0 | 0 | 0 | 0 | 0 | 0 | 0 | 0 | 0 | 0 | 0 | 0 | 0 | 2-1 | |

2022 GAME-BY-GAME POSTSEASON STATISTICS (49ERS)

| DATE | OPPONENT | P/S | TACKLES | | | | | | | INTERCEPTIONS | | | | | FUMBLES | | | | ST | | | MISC | | W/L | SCORE | | |
|-------------|-----------|-----|---------|---|---|-----|-----|-----|-----|---------------|----|-----|----|----|---------|----|----|----|-----|----|---|------|----|-----|-------|-----|-------|
| | | | TK | S | A | SK | YDS | TFL | YDS | QBH | NO | YDS | LG | TD | PD | FF | FR | TD | YDS | TK | S | A | FF | | | FR | S |
| 01/14 | Seahawks | S | 0 | 0 | 0 | 0.0 | 0.0 | 0 | 0 | 0 | 0 | 0 | 0 | 0 | 0 | 0 | 0 | 0 | 0 | 0 | 0 | 0 | 0 | 0 | 0 | W | 41-23 |
| 01/22 | Cowboys | S | 2 | 1 | 1 | 1.0 | 0.0 | 0 | 0 | 2 | 0 | 0 | 0 | 0 | 0 | 0 | 0 | 0 | 0 | 0 | 0 | 0 | 0 | 0 | 0 | W | 19-12 |
| 01/29 | at Eagles | S | 3 | 2 | 1 | 0.0 | 0.0 | 0 | 0 | 0 | 0 | 0 | 0 | 0 | 0 | 0 | 0 | 0 | 0 | 0 | 0 | 0 | 0 | 0 | 0 | L | 7-31 |
| 2022 TOTALS | | | 3-3 | 5 | 3 | 2 | 1.0 | 0.0 | 0 | 0 | 2 | 0 | 0 | 0 | 0 | 0 | 0 | 0 | 0 | 0 | 0 | 0 | 0 | 0 | 0 | 2-1 | |



SAM EHLINGER: SELECTED BY THE COLTS IN THE SIXTH ROUND (218TH OVERALL) OF THE 2021 NFL DRAFT.



6-2 • 225 LBS

NFL EXP: 3

(3RD YEAR WITH THE COLTS)

BORN: 9/30/98



**COLLEGE:
TEXAS**

4TH-AND-SHORT

- In his first two seasons, he competed in seven games (three starts) and completed 64-of-101 passes for 573 yards and three touchdowns with three interceptions. He also added 20 carries for 96 yards.
- Holds the school record for most game-winning drives (seven).
- One of just three players in Division I history to throw for 11,000 yards and rush for 1,500 yards.
- Attended Westlake (Texas) High School, where Drew Brees and Nick Foles attended, and holds the school records for total yards (9,886) and passing yards (7,491).

TEXAS FOREVER

Most kids in Austin, Texas dream of playing quarterback for the Texas Longhorns someday. Ehlinger fulfilled that dream — and set records while doing it. After being a three-year starter at Westlake (Texas) High School and finishing as the school's all-time passing yards and passing touchdown leader, he had the opportunity to continue his football career in his hometown of Austin at Texas. He made an immediate impact on the program, starting six games as a true freshman and becoming the first Longhorn to lead the team in passing and rushing since Colt McCoy in 2008. Ehlinger finished his historic collegiate career having the fourth-most wins (27) as a Texas quarterback, serving as only the seventh two-time team captain in history. He concluded his career being selected as the Jason Witten Collegiate Man of the Year. A true Friday Night Lights story.





NFL HIGHLIGHTS

- In three seasons with the Colts (2021-23), he has appeared in seven games (three starts) and has completed 64-of-101 passes for 573 yards and three touchdowns with three interceptions for a passer rating of 76.1. Has also added 20 carries for 96 yards.
- In 2023, he has served as the emergency third quarterback in Weeks 1, 2, 4 and 5. He did not play in Weeks 3 and 6-7.
- Competed in four games (three starts) in 2022 and completed 64-of-101 passes for 573 yards with three touchdowns and three interceptions for a passer rating of 76.1. He also added 17 carries for 87 yards. In Week 8 vs. Washington, he made his first career start and registered the third-best passer rating (100.1) by a Colts quarterback in his first career start. His 73.9 percent completion percentage is the second-best mark by a Colts quarterback in their first career start. In Week 17 at New York, he completed 9-of-14 passes for 60 yards and recorded his first career passing touchdown. In Week 18 vs. Houston, he completed 23-of-35 passes for 209 yards and two touchdowns with two interceptions. He also added five carries for 21 yards. He registered at least one passing touchdown in two consecutive games. Ehlinger set single-game career highs in passing yards and passing touchdowns.
- In 2021, he saw action in three games and recorded three rushes for nine yards.

COLLEGE HIGHLIGHTS

- Appeared in 46 games (43 starts) at Texas (2017-20) and completed 923-of-1,476 passes for 11,436 yards and 94 touchdowns with 27 interceptions. He also added 554 carries for 1,907 yards and 33 touchdowns. He was voted a two-time team captain (2019, 2020), becoming only the seventh player in team history. Led Texas to 27 wins as the starting quarterback, which is the fourth-most in school history. Ranks fourth in Big 12 history in total touchdowns. Ehlinger was also a three-time Academic First Team All-Big 12 selection (2018-20).
- As a senior team captain, he earned Second Team All-Big 12 honors after he started all 10 games and completed 194-of-322 passes for 2,566 yards and 26 touchdowns with five interceptions. Also contributed 377 yards on 113 carries with eight touchdowns. Named the Co-Big 12 Football Scholar-Athlete of the Year. Selected the 2020 Jason Witten Collegiate Man of the Year. His 208 total points scored ranked sixth in the country. His 26 passing touchdowns were the seventh-most in single-season school history. He did not throw an interception in his last 139 passing attempts of his career.
- In 2019, he started all 13 games as a team captain and completed 296-of-454 passes for 3,663 yards and a single-season career-high 32 touchdowns with 10 interceptions. He added 163 carries for 663 yards and seven touchdowns. Ehlinger tallied the second-most total yards (4,326) in single-season school history.

COLLEGE HIGHLIGHTS CONT...

- Named a semifinalist for the Maxwell Award and Davey O'Brien Award. He became the first Texas quarterback to throw at least three touchdown passes in four-straight games since 2008 (Colt McCoy). Selected as the 2019 Big 12 Preseason Offensive Player of the Year.
- As a sophomore, he started all 14 games and completed 275-of-425 passes for 3,292 yards and 25 touchdowns as well as five interceptions. Contributed to the ground game with 482 rushing yards on 164 carries and a single-season career-high 16 touchdowns. Recorded the most rushing touchdowns by a quarterback in Texas single-season history. He became the only player in Texas history to pass for at least 25 touchdowns and rush for at least 15 in the same season. His 3,292 passing yards were the fifth-most in single-season school history. Became only the fourth quarterback in school history to start the season with six straight 200-yard passing games.
- In 2017, he saw action in nine games (six starts) and completed 158-of-275 passes for 1,915 yards and 11 touchdowns with seven interceptions as well as 114 carries for 385 yards and two touchdowns. Led the team in both passing yards and rushing yards, becoming the first Longhorn to do so since Colt McCoy in 2008. He became only the eighth Texas true freshman starting quarterback to win at least one game.

PERSONAL

- Attended Westlake High School in Austin, Texas and finished as the school's all-time leader in total yards (9,886) and passing yards (7,491).
- Was high school teammates with fellow 2021 Colts draft pick Kylen Granson.
- Selected as the 2015 Texas State Player of the Year.
- As a junior, he led Westlake to the state championship game and earned Offensive Player of the Year accolades after he tallied 4,041 passing yards and 1,325 rushing yards.
- As a sophomore, he earned District Newcomer honors after tallying 2,543 passing yards and 42 total touchdowns.
- Rated the No. 4 dual-threat quarterback recruit in the country.
- Participated in the 2021 Senior Bowl.
- His brother, Jake, played linebacker at Texas.
- Last name is pronounced EL-in-gurr.
- Married to his wife, Cami Jo.
- A native of Austin, Texas.



SAM EHLINGER'S - NFL REGULAR SEASON STATISTICS

| DATE | TEAM | GP | GS | ATT. | CMP. | PCT. | YDS | AVG. | TD | INT. | LG | SK | LST | RATE |
|--------|-------|----|----|------|------|------|-----|------|----|------|----|----|-----|------|
| 2021 | Colts | 3 | 0 | 0 | 0 | 0.0 | 0 | 0.0 | 0 | 0 | 0 | 0 | 0 | 0.0 |
| 2022 | Colts | 4 | 3 | 101 | 64 | 63.4 | 573 | 5.7 | 3 | 3 | 47 | 14 | 87 | 76.1 |
| 2023 | Colts | 0 | 0 | 0 | 0 | 0.0 | 0 | 0.0 | 0 | 0 | 0 | 0 | 0 | 0.0 |
| TOTALS | | 7 | 3 | 101 | 64 | 63.4 | 573 | 5.7 | 3 | 3 | 47 | 14 | 87 | 76.1 |

SAM EHLINGER'S - NFL REGULAR SEASON STATISTICS

| DATE | TEAM | NO. | YDS. | AVG. | LG | TD |
|--------|-------|-----|------|------|----|----|
| 2021 | Colts | 3 | 9 | 3.0 | 9 | 0 |
| 2022 | Colts | 17 | 87 | 5.1 | 19 | 0 |
| 2023 | Colts | 0 | 0 | 0.0 | 0 | 0 |
| TOTALS | | 20 | 96 | 4.8 | 19 | 0 |

SAM EHLINGER'S - NFL REGULAR SEASON STATISTICS

| DATE | TEAM | GP | GS | ATT. | CMP. | PCT. | YDS | PASSING | | | | | | RUSHING | | | | | |
|--------|-------|----|----|------|------|------|-----|---------|----|------|----|----|-----|---------|-----|------|------|----|----|
| | | | | | | | | AVG. | TD | INT. | LG | SK | LST | RATE | NO. | YDS. | AVG. | LG | TD |
| 2021 | Colts | 3 | 0 | 0 | 0 | 0.0 | 0 | 0.0 | 0 | 0 | 0 | 0 | 0 | 0.0 | 3 | 9 | 3.0 | 9 | 0 |
| 2022 | Colts | 4 | 3 | 101 | 64 | 63.4 | 573 | 5.7 | 3 | 3 | 47 | 14 | 87 | 76.1 | 17 | 87 | 5.1 | 19 | 0 |
| 2023 | Colts | 0 | 0 | 0 | 0 | 0.0 | 0 | 0.0 | 0 | 0 | 0 | 0 | 0 | 0.0 | 0 | 0 | 0.0 | 0 | 0 |
| TOTALS | | 7 | 3 | 101 | 64 | 63.4 | 573 | 5.7 | 3 | 3 | 47 | 14 | 87 | 76.1 | 20 | 96 | 4.8 | 19 | 0 |

SINGLE-GAME HIGHS: QUARTERBACK

Pass Attempts 35 vs. Houston Texans, Jan 08, 2023
29 at New England Patriots, Nov 06, 2022
23 vs. Washington Commanders, Oct 30, 2022

Pass Completions 23 vs. Houston Texans, Jan 08, 2023
17 vs. Washington Commanders, Oct 30, 2022
15 at New England Patriots, Nov 06, 2022

Yards Passing 209 vs. Houston Texans, Jan 08, 2023
201 vs. Washington Commanders, Oct 30, 2022
103 at New England Patriots, Nov 06, 2022

TD Passes 2 vs. Houston Texans, Jan 08, 2023
1 at New York Giants, Jan 01, 2023

Long Passes 47 vs. Washington Commanders, Oct 30, 2022
40 vs. Washington Commanders, Oct 30, 2022
39 vs. Houston Texans, Jan 08, 2023

Completion Percentage 73.9 vs. Washington Commanders, Oct 30, 2022
65.7 vs. Houston Texans, Jan 08, 2023
51.7 at New England Patriots, Nov 06, 2022

Passer Rating 100.1 vs. Washington Commanders, Oct 30, 2022
97.3 at New York Giants, Jan 01, 2023
77.0 vs. Houston Texans, Jan 08, 2023

Rush Attempts 6 vs. Washington Commanders, Oct 30, 2022
5 vs. Houston Texans, Jan 08, 2023
...1 more at 5.

Rushing Yards 39 at New England Patriots, Nov 06, 2022
21 vs. Houston Texans, Jan 08, 2023
15 vs. Washington Commanders, Oct 30, 2022

Longest Runs 19 at New England Patriots, Nov 06, 2022
12 at New York Giants, Jan 01, 2023
9 at New England Patriots, Nov 06, 2022
...1 more at 9.



2021 GAME-BY-GAME REGULAR-SEASON STATISTICS (COLTS)

| DATE | OPPONENT | P/S | PASSING | | | | | | | | | | | RUSHING | | | | W/L | SCORE |
|-------------|--------------|-----|---------|-----|-----|-----|-----|-----|-----|-----|----|-------|------|---------|-----|----|----|-----|--------|
| | | | ATT | CMP | YDS | PCT | Y/A | Y/C | TD | INT | LG | SK/YD | RATE | ATT | YDS | LG | TD | | |
| 09/12 | Seahawks | | | | | | | | | | | | | | | | | L | 16-28 |
| 09/19 | Rams | | | | | | | | | | | | | | | | | L | 24-27 |
| 09/26 | at Titans | | | | | | | | | | | | | | | | | L | 16-25 |
| 10/03 | at Dolphins | | | | | | | | | | | | | | | | | W | 27-17 |
| 10/11 | at Ravens | | | | | | | | | | | | | | | | | L | 25-31+ |
| 10/17 | Texans | | | | | | | | | | | | | | | | | W | 31-3 |
| 10/24 | at 49ers | | | | | | | | | | | | | | | | | W | 30-18 |
| 10/31 | Titans | | | | | | | | | | | | | | | | | L | 31-34+ |
| 11/04 | Jets | P | 0 | 0 | 0 | 0.0 | 0.0 | 0.0 | 0 | 0 | 0 | 0/0 | 0.0 | 1 | 1 | 1 | 0 | W | 45-30 |
| 11/14 | Jaguars | | | | | | | | | | | | | | | | | W | 23-17 |
| 11/21 | at Bills | P | 0 | 0 | 0 | 0.0 | 0.0 | 0.0 | 0 | 0 | 0 | 0/0 | 0.0 | 1 | 9 | 9 | 0 | W | 41-15 |
| 11/28 | Buccaneers | | | | | | | | | | | | | | | | | L | 31-38 |
| 12/05 | at Texans | P | 0 | 0 | 0 | 0.0 | 0.0 | 0 | 0 | 0 | 0 | 0/0 | 0.0 | 1 | -1 | -1 | 0 | W | 31-0 |
| 12/18 | Patriots | | | | | | | | | | | | | | | | | W | 27-17 |
| 12/25 | at Cardinals | | | | | | | | | | | | | | | | | W | 22-16 |
| 01/02 | Raiders | | | | | | | | | | | | | | | | | L | 20-23 |
| 01/09 | at Jaguars | | | | | | | | | | | | | | | | | L | 11-26 |
| 2021 TOTALS | | | 3-0 | 0 | 0 | 0 | 0.0 | 0.0 | 0.0 | 0 | 0 | 0 | 0/0 | 0.0 | 3 | 9 | 9 | 0 | 9-8 |

+ - Overtime

2022 GAME-BY-GAME REGULAR-SEASON STATISTICS (COLTS)

| DATE | OPPONENT | P/S | PASSING | | | | | | | | | | | RUSHING | | | | W/L/T | SCORE |
|-------------|-------------|-----|---------|-----|-----|------|------|------|-----|-----|----|-------|-------|---------|-----|----|----|-------|--------|
| | | | ATT | CMP | YDS | PCT | Y/A | Y/C | TD | INT | LG | SK/YD | RATE | ATT | YDS | LG | TD | | |
| 09/11 | at Texans | | | | | | | | | | | | | | | | | T | 20-20 |
| 09/18 | at Jaguars | | | | | | | | | | | | | | | | | L | 0-24 |
| 09/25 | Chiefs | | | | | | | | | | | | | | | | | W | 20-17 |
| 10/02 | Titans | | | | | | | | | | | | | | | | | L | 17-24 |
| 10/06 | at Broncos | | | | | | | | | | | | | | | | | W | 12-9+ |
| 10/16 | Jaguars | | | | | | | | | | | | | | | | | W | 34-27 |
| 10/23 | at Titans | | | | | | | | | | | | | | | | | L | 10-19 |
| 10/30 | Commanders | S | 23 | 17 | 201 | 73.9 | 8.7 | 11.8 | 0 | 0 | 47 | 2/12 | 100.1 | 6 | 15 | 7 | 0 | L | 16-17 |
| 11/06 | at Patriots | S | 29 | 15 | 103 | 51.7 | 3.6 | 6.9 | 0 | 1 | 23 | 9/60 | 45.6 | 5 | 39 | 19 | 0 | L | 3-26 |
| 11/13 | at Raiders | | | | | | | | | | | | | | | | | W | 25-20 |
| 11/20 | Eagles | | | | | | | | | | | | | | | | | L | 16-17 |
| 11/28 | Steelers | | | | | | | | | | | | | | | | | L | 17-24 |
| 12/04 | at Cowboys | | | | | | | | | | | | | | | | | L | 19-54 |
| 12/17 | at Vikings | | | | | | | | | | | | | | | | | L | 36-39+ |
| 12/26 | Chargers | | | | | | | | | | | | | | | | | L | 3-20 |
| 01/01 | at Giants | P | 14 | 9 | 60 | 64.3 | 4.3 | 6.7 | 1 | 0 | 15 | 1/8 | 97.3 | 1 | 12 | 12 | 0 | L | 10-38 |
| 01/08 | Texans | S | 35 | 23 | 209 | 65.7 | 6.0 | 9.1 | 2 | 2 | 39 | 2/7 | 77.0 | 5 | 21 | 8 | 0 | L | 31-32 |
| 2022 TOTALS | | | 4-3 | 101 | 64 | 573 | 63.4 | 5.7 | 9.0 | 3 | 3 | 47 | 14/87 | 76.1 | 17 | 87 | 19 | 0 | 4-12-1 |

+ - Overtime

2023 GAME-BY-GAME REGULAR-SEASON STATISTICS (COLTS)

| DATE | OPPONENT | P/S | PASSING | | | | | | | | | | | RUSHING | | | | W/L | SCORE |
|-------------|------------|-----|---------|-----|-----|-----|-----|-----|-----|-----|----|-------|------|---------|-----|----|----|-----|--------|
| | | | ATT | CMP | YDS | PCT | Y/A | Y/C | TD | INT | LG | SK/YD | RATE | ATT | YDS | LG | TD | | |
| 09/10 | Jaguars | | | | | | | | | | | | | | | | | L | 21-31 |
| 09/17 | at Texans | | | | | | | | | | | | | | | | | W | 31-20 |
| 09/24 | at Ravens | | | | | | | | | | | | | | | | | W | 22-19+ |
| 10/01 | Rams | | | | | | | | | | | | | | | | | L | 23-29+ |
| 10/08 | Titans | | | | | | | | | | | | | | | | | W | 23-16 |
| 10/15 | at Jaguars | | | | | | | | | | | | | | | | | L | 20-37 |
| 10/22 | Browns | | | | | | | | | | | | | | | | | L | 38-39 |
| 2023 TOTALS | | | 0-0 | 0 | 0 | 0 | 0.0 | 0.0 | 0.0 | 0 | 0 | 0 | 0/0 | 0.0 | 0 | 0 | 0 | 0 | 3-4 |

+ - Overtime

44

ZAIRE FRANKLIN

LINEBACKER

(ZL-air)



ZAIRE FRANKLIN: SELECTED BY THE COLTS IN THE SEVENTH ROUND (235TH OVERALL) OF THE 2018 NFL DRAFT.

6-0 • 235 LBS

NFL EXP: 6

(6TH YEAR WITH THE COLTS)

BORN: 7/2/96

S

COLLEGE:
SYRACUSE

4TH-AND-SHORT

- In his first five seasons, he tallied 230 tackles (133 solo), 13.0 tackles for loss, 3.0 sacks, nine passes defended, one interception, three forced fumbles, one fumble recovery, 31 special teams stops and one blocked punt in 82 games (32 starts).
- Three-time team captain (2020-22).
- Passed Shaquille Leonard (163 in 2018) for the most tackles (166 in 2022) by a Colts player in a single season in franchise history according to Stats Pass.
- Started his own nonprofit, Shelice's Angels, that supports teens and young adults with resources as well as experiences that allow them to see further than the communities they reside in.

DOWN THE STRETCH

Bucket list item: Travel

Who do you try to mold your game after: Bobby Wagner. I had a chance to watch him train and just the way he plays the game is elite. He's a guy I try to model myself after.

Motto you live by: Excellence is not an instance, it's a habit.

Favorite meal: Cheesesteaks

Favorite snack: I love Hot Cheetos.

Favorite TV show: "Game of Thrones"

Favorite movie: "Do the Right Thing"

Favorite artist: Meek Mill

Biggest obstacle you've had to overcome: Loss of family.

Proudest achievement outside of football: Getting my degree in finance at Syracuse.

If you could have dinner with three people, who would you invite: Jay-Z, Kevin Hart and Barack Obama.



X @ZiggySmalls_




@ZAIRE_



FOLLOW THE LEADER

Franklin's legacy at Syracuse University transcends the game of football, as he is one of the best leaders the school has ever produced. He became the first sophomore football player to be named a captain at Syracuse since the 1940s and was the first player to be a three-time Orange captain since 1896. He served as the president of his fraternity, Omega Psi Phi, and organized community-driven initiatives for the group that included donating 100-plus new backpacks filled with school supplies to children in need. In 2016, Franklin helped organize and lead a campus-wide discussion, "Real Men Real Talk: Locker Room Talk Edition," to open up dialogue on the role men can play in preventing sexual violence and how athletes can contribute positively to society. "Anything to give back to the less fortunate and helping kids in Philly or Indy is something I want to do."



WON'T LOOK BACK

Franklin's mother, Shelice, dropped out of college as a junior to raise him and made a promise to herself that Zaire would be the first one in the family to earn a college degree. For years, she suffered from a recurring brain tumor on the occipital nerve at the base of her brain and eventually died from heart failure in February of 2013. Roughly two months later, his grandmother and other primary caretaker, Juanita Highsmith-Bailey, died from sepsis-induced kidney failure. Despite the adversity, Franklin persevered and was able to land a scholarship and excel both on the football field and in the classroom. In 2017, he fulfilled his mother's promise and graduated from Syracuse University with a degree in finance – even doing so a semester early.



HOME IS WHERE THE HEART IS

Franklin made an immediate impact in his hometown community when he visited Kenderton School, located in North Philadelphia, in July of 2018. Working with the Colts, Philly's Finest and French Toast, a school uniform outfitter, Franklin was able to donate a uniform to every child in kindergarten through fifth grade at Kenderton. His donation provided over 300 school children a uniform for the 2018-19 school year. On his Instagram page, Franklin said, "This city will always hold a special place in my heart. I'm blessed I can give back to the place I called home for so many years and the place that helped shaped me into the man I am today." He did another uniform donation in the summer of 2019.

SHELICE'S ANGELS

Indianapolis' seventh-round pick in the 2018 draft has already shown to be a productive member on the field, being named a captain for the 2020, 2021 and 2022 seasons. Off the field, Zaire Franklin is just as productive. Organized in 2019 and named after his mother, Shelice's Angels aims to help young women see the many opportunities available to them outside of their current environments. From food drives to uniform drives, Franklin has provided to his community in more ways than one. Two of his excursions included taking a group of young girls to HB Sports & Entertainment where they got a tour and had the opportunity to meet influential females in the sports world including Brittanie Boyd (Senior Vice President, Marketing, Philadelphia 76ers) and Natasha Moody (Senior Vice President, Business Operations, Prudential Center). He also took a group of middle schoolers who were interested in coding to the Google headquarters in New York City where they got to participate in a Q&A session with a female panel of members of the Google team and learned about opportunities that could be available to them.



44 ZAIRE FRANKLIN

LINEBACKER

(21-air)



NFL HIGHLIGHTS

- Has played in 89 games (39 starts) and has totaled 318 tackles (191 solo), 15.0 tackles for loss, 4.5 sacks, 11 passes defended, one interception, four forced fumbles, one fumble recovery and 31 special teams stops. He also has blocked one punt. Has appeared in three postseason games (two starts) and has one special teams stop.
- Has started all seven games in 2023 and has registered 88 tackles (58 solo), 2.0 tackles for loss, 1.5 sacks, two passes defended and one forced fumble. In Week 1 vs. JAX, he totaled a team-high 18 tackles (10 solo), one pass defended and one forced fumble that was returned for a touchdown. He set single-game career highs in tackles (18) and solo tackles (10). In Week 2 at HOU, he led the team with 13 tackles (eight solo) and 1.0 tackle for loss. He passed Shaquille Leonard (28 in 2018) for the most tackles by a Colts player in the first two weeks of the season. In Week 3 at BAL, he paced the team with 15 tackles (11 solo), 1.0 tackle for loss and 1.0 sack. He tied D'Qwell Jackson (14) for the sixth-most 10-plus tackle games in team history and passed Pat Angerer (42 in 2011) for the most tackles (45) by a Colts player in the first three weeks of a season. He also became the third Colt to ever record at least 13 tackles in three consecutive games, joining Leonard (2018) and Mike Peterson (2000). In Week 4 vs. LAR, he tallied 12 tackles (seven solo) and 0.5 sack. He passed Leonard (54 in 2018) for the most tackles in the first four weeks of a season by a Colts player. He also passed Jackson (14) and tied Antoine Bethea (15) for the fifth-most 10-plus tackle games in team history. In Week 5 vs. TEN, he collected a team-leading 12 tackles (seven solo) and one pass defended. He passed Bethea (15) for the fifth-most 10-plus tackle games in team history. In Week 7 vs. CLE, he totaled 11 tackles (nine solo) to mark his NFL-leading sixth 10-plus tackle game this season.
- In 2022, he started all 17 games and tallied a single-season franchise record 166 tackles (102 solo), 12.0 tackles for loss, 3.0 sacks, six passes defended and three forced fumbles. In Week 3 vs. Kansas City, he compiled a then single-game career-high 12 tackles (eight solo), 1.0 tackle for loss and one pass defended. In Week 4 vs. Tennessee, he recorded a single-game career high 15 tackles (eight solo) and became the first Colts player to tally three consecutive games with at least 10 tackles since Shaquille Leonard from Weeks 14-17 of the 2020 season. In Week 6 vs. Jacksonville, he recorded 11 tackles (seven solo) and 1.0 tackle for loss. In Week 10 at Las Vegas, he accumulated 10 tackles (seven solo) and 1.0 tackle for loss. In Week 11 vs. Philadelphia, he accumulated a team-high 12 tackles (seven solo), half a sack and one forced fumble. In Week 12 vs. Pittsburgh, he accumulated a team-high 11 tackles (five solo). In Week 13 at Dallas, he accumulated a team-high 10 tackles (six solo), 1.0 tackle for loss and one pass defended. In Week 15 at Minnesota, he tallied 10 tackles (six solo) and one pass defended. He registered his ninth double-digit tackle game

NFL HIGHLIGHTS CONT...

- this season, which is the most 10-plus tackle games in Colts single-season history. In Week 16 vs. Los Angeles, he tied for the team high in tackles (nine) and also contributed five solo tackles, 1.0 tackle for loss and 1.0 sack. In Week 17 at New York, he tallied 10 tackles (seven solo) and two passes defended. In Week 18 vs. Houston, he tallied seven tackles (five solo), 2.0 tackles for loss, 1.0 sack and one forced fumble. He passed Shaquille Leonard (163 in 2018) for the most tackles by a Colts player in a single season in franchise history according to Stats Pass.
- Competed in all 17 games (11 starts) in 2021 and compiled 29 tackles (14 solo), 1.0 tackle for loss, two passes defended, one interception, one fumble recovery, 12 special teams stops and one blocked punt. In Week 10 vs. Jacksonville, he registered a blocked punt that was then returned for a touchdown by E.J. Speed. In Week 11 at Buffalo, he recorded his first-career interception.
 - In 2020, he saw action in all 16 games (two starts) and tallied 10 tackles (seven solo) and nine special teams stops. Saw action in one postseason contest and had one special teams stop.
 - Appeared in all 16 games in 2019 and had six special teams stops.
 - In 2018, he played in all 16 games (two starts) and totaled 25 tackles (10 solo), one pass defended and four special teams stops. Started two postseason games.

COLLEGE HIGHLIGHTS

- Played in all 48 games during his four seasons (2014-17) at Syracuse and started the final 39 games of his career beginning with the last three games of his freshman season.
- Became the second three-time captain in the history of Syracuse football (Robert Adams, 1894-96) and the first in the modern era.
- Earned All-ACC honors twice (2016-17).
- Tallied 311 tackles, the most for a Syracuse defender since Kelvin Smith notched 325 from 2003-06.
- Finished his career tied for ninth in program history with 31.5 tackles for loss.
- In addition, recorded 8.5 sacks, 10 passes defended, two interceptions and five forced fumbles.
- In 2016, teamed with Parris Bennett to become the first set of Orange teammates with more than 100 tackles in the same season since 2003.
- Started all 12 games at middle linebacker in 2017 and ranked second on the team with 85 tackles (41 solo), including 5.5 tackles for loss and 1.5 sacks.
- For the second consecutive season, started all 12 games at middle linebacker in 2016 and was named one of the team captains. Finished second on the team with 101 tackles (56 solo) and tied for the team lead with 10.0 tackles for loss.





COLLEGE HIGHLIGHTS CONT...

- Started all 12 games at middle linebacker in 2015 and was voted the fourth sophomore captain in team history and the first since Angelo Acocella in 1945. Led the team with 81 tackles (59 solo) and was second on the team in tackles for loss (11.0).
- As a freshman in 2014, played in 12 games (three starts) and finished sixth on the team with 44 tackles (31 solo). Also tallied 5.0 tackles for loss, 2.0 sacks, two passes defended and one forced fumble.

PERSONAL

- Attended La Salle College (Pa.) High School and was selected to the 2013 PIAA AAAA All-State Team and to the AAAA All-Catholic League first-team.
- Played in the 2014 Big 33 Football Classic.
- Dual majored in finance and marketing management at Syracuse.
- Participated in the NFL's My Cause My Cleats initiative and represented Shelice's Angels (2021-22) and Uplifting Athletes (2018-20).
- In 2020, he volunteered in many Colts community initiatives, including three mobile pantry distributions, attending a Marion County Juvenile Detention Center activation event and participating at the Colts' Election Day tent outside of Lucas Oil Stadium, which included passing out stickers, masks and shirts.
- Has volunteered at numerous events with the Colts, including the Colts Youth Football Camp, Uniform Blitz and the Colts Simon Cancer Center visit.
- First name is pronounced Zl-air.

ZAIRE FRANKLIN'S - NFL REGULAR SEASON STATISTICS

| DATE | TEAM | GP | GS | TK | S | TACKLES | | | | | INTERCEPTIONS | | | | | FUMBLES | | | | | ST | | | MISC | | | |
|--------|-------|----|----|-----|-----|---------|-----|-----|-----|------|---------------|----|-----|----|----|---------|----|----|----|-----|----|----|---|------|----|---|---|
| | | | | | | A | TFL | YDS | SK | YDS | QBH | NO | YDS | LG | TD | PD | FF | FR | TD | YDS | TK | S | A | FF | FR | S | A |
| 2018 | Colts | 16 | 2 | 25 | 10 | 15 | 0 | 0 | 0.0 | 0.0 | 0 | 0 | 0 | 0 | 0 | 1 | 0 | 0 | 0 | 0 | 4 | 4 | 0 | 0 | 0 | 0 | 0 |
| 2019 | Colts | 16 | 0 | 0 | 0 | 0 | 0 | 0 | 0.0 | 0.0 | 0 | 0 | 0 | 0 | 0 | 0 | 0 | 0 | 0 | 0 | 6 | 4 | 2 | 0 | 0 | 0 | 0 |
| 2020 | Colts | 16 | 2 | 10 | 7 | 3 | 0 | 0 | 0.0 | 0.0 | 0 | 0 | 0 | 0 | 0 | 0 | 0 | 0 | 0 | 0 | 9 | 7 | 2 | 0 | 0 | 0 | 0 |
| 2021 | Colts | 17 | 11 | 29 | 14 | 15 | 1 | 2 | 0.0 | 0.0 | 0 | 1 | 8 | 8 | 0 | 2 | 0 | 0 | 0 | 0 | 11 | 7 | 4 | 0 | 1 | 0 | 0 |
| 2022 | Colts | 17 | 17 | 166 | 102 | 64 | 12 | 24 | 3.0 | 17.5 | 6 | 0 | 0 | 0 | 0 | 6 | 3 | 0 | 0 | 0 | 1 | 0 | 1 | 0 | 0 | 0 | 0 |
| 2023 | Colts | 7 | 7 | 88 | 58 | 30 | 2 | 13 | 1.5 | 7.5 | 3 | 0 | 0 | 0 | 0 | 2 | 1 | 0 | 0 | 0 | 0 | 0 | 0 | 0 | 0 | 0 | 0 |
| TOTALS | | 89 | 39 | 318 | 191 | 127 | 15 | 39 | 4.5 | 25.0 | 9 | 1 | 8 | 8 | 0 | 11 | 4 | 0 | 0 | 0 | 31 | 22 | 9 | 0 | 1 | 0 | 0 |

ZAIRE FRANKLIN'S - NFL POSTSEASON STATISTICS

| | | | | TACKLES | | | | | | | | INTERCEPTIONS | | | | | FUMBLES | | | | | ST | | | | MISC | | |
|--------|-------|----|----|---------|---|---|-----|-----|-----|-----|-----|---------------|-----|----|----|----|---------|----|----|-----|----|----|---|----|----|------|---|---|
| DATE | TEAM | GP | GS | TK | S | A | TFL | YDS | SK | YDS | QBH | NO | YDS | LG | TD | PD | FF | FR | TD | YDS | TK | S | A | FF | FR | S | A | |
| 2018 | Colts | 2 | 2 | 0 | 0 | 0 | 0 | 0 | 0.0 | 0.0 | 0 | 0 | 0 | 0 | 0 | 0 | 0 | 0 | 0 | 0 | 0 | 0 | 0 | 0 | 0 | 0 | 0 | |
| 2020 | Colts | 1 | 0 | 0 | 0 | 0 | 0 | 0 | 0.0 | 0.0 | 0 | 0 | 0 | 0 | 0 | 0 | 0 | 0 | 0 | 0 | 0 | 1 | 0 | 1 | 0 | 0 | 0 | 0 |
| TOTALS | | 3 | 2 | 0 | 0 | 0 | 0 | 0 | 0.0 | 0.0 | 0 | 0 | 0 | 0 | 0 | 0 | 0 | 0 | 0 | 0 | 0 | 1 | 0 | 1 | 0 | 0 | 0 | 0 |



SINGLE-GAME HIGHS: DEFENSIVE

Total Tackles 17 vs. Jacksonville Jaguars, Sep 10, 2023
15 at Baltimore Ravens, Sep 24, 2023
...1 more at 15.

Solo Tackles 11 at Baltimore Ravens, Sep 24, 2023
10 vs. Jacksonville Jaguars, Sep 10, 2023
9 vs. Cleveland Browns, Oct 22, 2023

Sacks 1.0 at Baltimore Ravens, Sep 24, 2023
...2 more at 1.0.

Passes Defensed 2 at New York Giants, Jan 01, 2023
1 vs. Tennessee Titans, Oct 08, 2023
...8 more at 1.

Forced Fumbles 1 vs. Jacksonville Jaguars, Sep 10, 2023
...3 more at 1.

Tackles For Loss 2 vs. Houston Texans, Jan 08, 2023
...1 more at 2.

Interceptions 1 at Buffalo Bills, Nov 21, 2021

Interception Return Yards 8 at Buffalo Bills, Nov 21, 2021

Special Teams Tackles 2 at Arizona Cardinals, Dec 25, 2021
...3 more at 2.

Special Teams Fumble Recoveries 1 at Jacksonville Jaguars, Jan 09, 2022

SINGLE-GAME HIGHS - POSTSEASON: DEFENSIVE

Special Teams Tackles 1 at Buffalo Bills, Jan 09, 2021

2018 GAME-BY-GAME REGULAR-SEASON STATISTICS (COLTS)

| DATE | OPPONENT | P/S | TACKLES | | | | | | | INTERCEPTIONS | | | | FUMBLES | | | ST | | | MISC | | W/L | SCORE | | | | |
|-------------|-------------|-----|---------|----|----|-----|-----|-----|-----|---------------|----|-----|----|---------|----|----|----|----|-----|------|---|-----|-------|---|----|----|--------|
| | | | TK | S | A | SK | YDS | TFL | YDS | QBH | NO | YDS | LG | TD | PD | FF | FR | TD | YDS | TK | S | | | A | FF | FR | S |
| 09/09 | Bengals | P | 0 | 0 | 0 | 0.0 | 0.0 | 0 | 0 | 0 | 0 | 0 | 0 | 0 | 0 | 0 | 0 | 0 | 0 | 1 | 1 | 0 | 0 | 0 | 0 | L | 23-34 |
| 09/16 | at Redskins | P | 0 | 0 | 0 | 0.0 | 0.0 | 0 | 0 | 0 | 0 | 0 | 0 | 0 | 0 | 0 | 0 | 0 | 0 | 1 | 1 | 0 | 0 | 0 | 0 | W | 21-9 |
| 09/23 | at Eagles | S | 2 | 0 | 2 | 0.0 | 0.0 | 0 | 0 | 0 | 0 | 0 | 0 | 0 | 0 | 0 | 0 | 0 | 0 | 1 | 1 | 0 | 0 | 0 | 0 | L | 16-20 |
| 09/30 | Texans | P | 0 | 0 | 0 | 0.0 | 0.0 | 0 | 0 | 0 | 0 | 0 | 0 | 0 | 0 | 0 | 0 | 0 | 0 | 0 | 0 | 0 | 0 | 0 | 0 | L | 34-37+ |
| 10/04 | at Patriots | S | 11 | 1 | 10 | 0.0 | 0.0 | 0 | 0 | 0 | 0 | 0 | 0 | 0 | 0 | 0 | 0 | 0 | 0 | 0 | 0 | 0 | 0 | 0 | 0 | L | 24-38 |
| 10/14 | at Jets | P | 1 | 1 | 0 | 0.0 | 0.0 | 0 | 0 | 0 | 0 | 0 | 0 | 0 | 0 | 0 | 0 | 0 | 0 | 0 | 0 | 0 | 0 | 0 | 0 | L | 34-42 |
| 10/21 | Bills | P | 0 | 0 | 0 | 0.0 | 0.0 | 0 | 0 | 0 | 0 | 0 | 0 | 0 | 0 | 0 | 0 | 0 | 0 | 0 | 0 | 0 | 0 | 0 | 0 | W | 37-5 |
| 10/28 | at Raiders | P | 2 | 2 | 0 | 0.0 | 0.0 | 0 | 0 | 0 | 0 | 0 | 0 | 1 | 0 | 0 | 0 | 0 | 0 | 0 | 0 | 0 | 0 | 0 | 0 | W | 42-28 |
| 11/11 | Jaguars | P | 0 | 0 | 0 | 0.0 | 0.0 | 0 | 0 | 0 | 0 | 0 | 0 | 0 | 0 | 0 | 0 | 0 | 0 | 0 | 0 | 0 | 0 | 0 | 0 | W | 29-26 |
| 11/18 | Titans | P | 0 | 0 | 0 | 0.0 | 0.0 | 0 | 0 | 0 | 0 | 0 | 0 | 0 | 0 | 0 | 0 | 0 | 0 | 0 | 0 | 0 | 0 | 0 | 0 | W | 38-10 |
| 11/25 | Dolphins | P | 0 | 0 | 0 | 0.0 | 0.0 | 0 | 0 | 0 | 0 | 0 | 0 | 0 | 0 | 0 | 0 | 0 | 0 | 0 | 0 | 0 | 0 | 0 | 0 | W | 27-24 |
| 12/02 | at Jaguars | P | 0 | 0 | 0 | 0.0 | 0.0 | 0 | 0 | 0 | 0 | 0 | 0 | 0 | 0 | 0 | 0 | 0 | 0 | 0 | 0 | 0 | 0 | 0 | 0 | L | 0-6 |
| 12/09 | at Texans | P | 0 | 0 | 0 | 0.0 | 0.0 | 0 | 0 | 0 | 0 | 0 | 0 | 0 | 0 | 0 | 0 | 0 | 0 | 1 | 1 | 0 | 0 | 0 | 0 | W | 24-21 |
| 12/16 | Cowboys | P | 0 | 0 | 0 | 0.0 | 0.0 | 0 | 0 | 0 | 0 | 0 | 0 | 0 | 0 | 0 | 0 | 0 | 0 | 0 | 0 | 0 | 0 | 0 | 0 | W | 23-0 |
| 12/23 | Giants | P | 6 | 5 | 1 | 0.0 | 0.0 | 0 | 0 | 0 | 0 | 0 | 0 | 0 | 0 | 0 | 0 | 0 | 0 | 0 | 0 | 0 | 0 | 0 | 0 | W | 28-27 |
| 12/30 | at Titans | P | 3 | 1 | 2 | 0.0 | 0.0 | 0 | 0 | 0 | 0 | 0 | 0 | 0 | 0 | 0 | 0 | 0 | 0 | 0 | 0 | 0 | 0 | 0 | 0 | W | 33-17 |
| 2018 TOTALS | | | 16-2 | 25 | 10 | 15 | 0.0 | 0.0 | 0 | 0 | 0 | 0 | 0 | 0 | 0 | 0 | 0 | 0 | 0 | 4 | 4 | 0 | 0 | 0 | 0 | 0 | 10-6 |

+ - Overtime

2019 GAME-BY-GAME REGULAR-SEASON STATISTICS (COLTS)

| | | | TACKLES | | | | | | | INTERCEPTIONS | | | | | FUMBLES | | | | ST | | | | MISC | | | | | | |
|-------------|---------------|-----|---------|---|---|-----|-----|-----|-----|---------------|----|-----|----|----|---------|----|----|----|-----|----|---|---|------|----|---|---|-----|-------|--------|
| DATE | OPPONENT | P/S | TK | S | A | SK | YDS | TFL | YDS | QBH | NO | YDS | LG | TD | PD | FF | FR | TD | YDS | TK | S | A | FF | FR | S | A | W/L | SCORE | |
| 09/08 | at Chargers | P | 0 | 0 | 0 | 0.0 | 0.0 | 0.0 | 0 | 0 | 0 | 0 | 0 | 0 | 0 | 0 | 0 | 0 | 0 | 0 | 0 | 0 | 0 | 0 | 0 | 0 | 0 | L | 24-30+ |
| 09/15 | at Titans | P | 0 | 0 | 0 | 0.0 | 0.0 | 0 | 0 | 0 | 0 | 0 | 0 | 0 | 0 | 0 | 0 | 0 | 0 | 0 | 0 | 0 | 0 | 0 | 0 | 0 | 0 | W | 19-17 |
| 09/22 | Falcons | P | 0 | 0 | 0 | 0.0 | 0.0 | 0 | 0 | 0 | 0 | 0 | 0 | 0 | 0 | 0 | 0 | 0 | 0 | 0 | 0 | 0 | 0 | 0 | 0 | 0 | 0 | W | 27-24 |
| 09/29 | Raiders | P | 0 | 0 | 0 | 0.0 | 0.0 | 0 | 0 | 0 | 0 | 0 | 0 | 0 | 0 | 0 | 0 | 0 | 0 | 0 | 1 | 1 | 0 | 0 | 0 | 0 | 0 | L | 24-31 |
| 10/06 | at Chiefs | P | 0 | 0 | 0 | 0.0 | 0.0 | 0 | 0 | 0 | 0 | 0 | 0 | 0 | 0 | 0 | 0 | 0 | 0 | 0 | 1 | 1 | 0 | 0 | 0 | 0 | 0 | W | 19-13 |
| 10/20 | Texans | P | 0 | 0 | 0 | 0.0 | 0.0 | 0 | 0 | 0 | 0 | 0 | 0 | 0 | 0 | 0 | 0 | 0 | 0 | 0 | 0 | 0 | 0 | 0 | 0 | 0 | 0 | W | 30-23 |
| 10/27 | Broncos | P | 0 | 0 | 0 | 0.0 | 0.0 | 0 | 0 | 0 | 0 | 0 | 0 | 0 | 0 | 0 | 0 | 0 | 0 | 0 | 0 | 0 | 0 | 0 | 0 | 0 | 0 | W | 15-13 |
| 11/03 | at Steelers | P | 0 | 0 | 0 | 0.0 | 0.0 | 0.0 | 0 | 0 | 0 | 0 | 0 | 0 | 0 | 0 | 0 | 0 | 0 | 0 | 0 | 0 | 0 | 0 | 0 | 0 | 0 | L | 24-26 |
| 11/10 | Dolphins | P | 0 | 0 | 0 | 0.0 | 0.0 | 0 | 0 | 0 | 0 | 0 | 0 | 0 | 0 | 0 | 0 | 0 | 0 | 0 | 0 | 0 | 0 | 0 | 0 | 0 | 0 | L | 12-16 |
| 11/17 | Jaguars | P | 0 | 0 | 0 | 0.0 | 0.0 | 0.0 | 0 | 0 | 0 | 0 | 0 | 0 | 0 | 0 | 0 | 0 | 0 | 0 | 1 | 1 | 0 | 0 | 0 | 0 | 0 | W | 33-13 |
| 11/21 | at Texans | P | 0 | 0 | 0 | 0.0 | 0.0 | 0 | 0 | 0 | 0 | 0 | 0 | 0 | 0 | 0 | 0 | 0 | 0 | 0 | 0 | 0 | 0 | 0 | 0 | 0 | 0 | L | 17-20 |
| 12/01 | Titans | P | 0 | 0 | 0 | 0.0 | 0.0 | 0.0 | 0 | 0 | 0 | 0 | 0 | 0 | 0 | 0 | 0 | 0 | 0 | 0 | 0 | 0 | 0 | 0 | 0 | 0 | 0 | L | 17-31 |
| 12/08 | at Buccaneers | P | 0 | 0 | 0 | 0.0 | 0.0 | 0 | 0 | 0 | 0 | 0 | 0 | 0 | 0 | 0 | 0 | 0 | 0 | 0 | 0 | 0 | 0 | 0 | 0 | 0 | 0 | L | 35-38 |
| 12/16 | at Saints | P | 0 | 0 | 0 | 0.0 | 0.0 | 0 | 0 | 0 | 0 | 0 | 0 | 0 | 0 | 0 | 0 | 0 | 0 | 0 | 0 | 0 | 0 | 0 | 0 | 0 | 0 | L | 7-34 |
| 12/22 | Panthers | P | 0 | 0 | 0 | 0.0 | 0.0 | 0.0 | 0 | 0 | 0 | 0 | 0 | 0 | 0 | 0 | 0 | 0 | 0 | 0 | 1 | 1 | 0 | 0 | 0 | 0 | 0 | W | 38-6 |
| 12/29 | at Jaguars | P | 0 | 0 | 0 | 0.0 | 0.0 | 0 | 0 | 0 | 0 | 0 | 0 | 0 | 0 | 0 | 0 | 0 | 0 | 0 | 2 | 2 | 0 | 0 | 0 | 0 | 0 | L | 20-38 |
| 2019 TOTALS | | | 16-0 | 0 | 0 | 0 | 0.0 | 0.0 | 0 | 0 | 0 | 0 | 0 | 0 | 0 | 0 | 0 | 0 | 0 | 6 | 4 | 2 | 0 | 0 | 0 | 0 | 0 | 7-9 | |

+ - Overtime



2020 GAME-BY-GAME REGULAR-SEASON STATISTICS (COLTS)

| | | | TACKLES | | | | | | | INTERCEPTIONS | | | | | FUMBLES | | | | ST | | | MISC | | | | | | | |
|-------------|-------------|-----|---------|----|---|----|-----|-----|-----|---------------|----|-----|----|----|---------|----|----|----|-----|----|---|------|----|----|---|---|-----|-------|--------|
| DATE | OPPONENT | P/S | TK | S | A | SK | YDS | TFL | YDS | QBH | NO | YDS | LG | TD | PD | FF | FR | TD | YDS | TK | S | A | FF | FR | S | A | W/L | SCORE | |
| 09/13 | at Jaguars | P | 0 | 0 | 0 | 0 | 0.0 | 0.0 | 0 | 0 | 0 | 0 | 0 | 0 | 0 | 0 | 0 | 0 | 0 | 0 | 1 | 1 | 0 | 0 | 0 | 0 | 0 | L | 20-27 |
| 09/20 | Vikings | P | 0 | 0 | 0 | 0 | 0.0 | 0.0 | 0 | 0 | 0 | 0 | 0 | 0 | 0 | 0 | 0 | 0 | 0 | 0 | 1 | 1 | 0 | 0 | 0 | 0 | 0 | W | 28-11 |
| 09/27 | Jets | P | 1 | 1 | 0 | 0 | 0.0 | 0.0 | 0 | 0 | 0 | 0 | 0 | 0 | 0 | 0 | 0 | 0 | 0 | 0 | 0 | 0 | 0 | 0 | 0 | 0 | 0 | W | 36-7 |
| 10/04 | at Bears | P | 0 | 0 | 0 | 0 | 0.0 | 0.0 | 0 | 0 | 0 | 0 | 0 | 0 | 0 | 0 | 0 | 0 | 0 | 0 | 0 | 0 | 0 | 0 | 0 | 0 | 0 | W | 19-11 |
| 10/11 | at Browns | P | 7 | 4 | 3 | 0 | 0.0 | 0.0 | 0 | 0 | 0 | 0 | 0 | 0 | 0 | 0 | 0 | 0 | 0 | 0 | 0 | 0 | 0 | 0 | 0 | 0 | 0 | L | 23-32 |
| 10/18 | Bengals | P | 0 | 0 | 0 | 0 | 0.0 | 0.0 | 0 | 0 | 0 | 0 | 0 | 0 | 0 | 0 | 0 | 0 | 0 | 0 | 0 | 0 | 0 | 0 | 0 | 0 | 0 | W | 31-27 |
| 11/01 | at Lions | P | 0 | 0 | 0 | 0 | 0.0 | 0.0 | 0 | 0 | 0 | 0 | 0 | 0 | 0 | 0 | 0 | 0 | 0 | 0 | 0 | 0 | 0 | 0 | 0 | 0 | 0 | W | 41-21 |
| 11/08 | Ravens | P | 0 | 0 | 0 | 0 | 0.0 | 0.0 | 0 | 0 | 0 | 0 | 0 | 0 | 0 | 0 | 0 | 0 | 0 | 0 | 1 | 1 | 0 | 0 | 0 | 0 | 0 | L | 10-24 |
| 11/12 | at Titans | P | 0 | 0 | 0 | 0 | 0.0 | 0.0 | 0 | 0 | 0 | 0 | 0 | 0 | 0 | 0 | 0 | 0 | 0 | 0 | 0 | 0 | 0 | 0 | 0 | 0 | 0 | W | 34-17 |
| 11/22 | Packers | P | 0 | 0 | 0 | 0 | 0.0 | 0.0 | 0 | 0 | 0 | 0 | 0 | 0 | 0 | 0 | 0 | 0 | 0 | 0 | 1 | 0 | 1 | 0 | 0 | 0 | 0 | W | 34-31+ |
| 11/29 | Titans | S | 2 | 2 | 0 | 0 | 0.0 | 0.0 | 0 | 0 | 0 | 0 | 0 | 0 | 0 | 0 | 0 | 0 | 0 | 0 | 1 | 1 | 0 | 0 | 0 | 0 | 0 | L | 26-45 |
| 12/06 | at Texans | S | 0 | 0 | 0 | 0 | 0.0 | 0.0 | 0 | 0 | 0 | 0 | 0 | 0 | 0 | 0 | 0 | 0 | 0 | 0 | 2 | 2 | 0 | 0 | 0 | 0 | 0 | W | 26-20 |
| 12/13 | at Raiders | P | 0 | 0 | 0 | 0 | 0.0 | 0.0 | 0 | 0 | 0 | 0 | 0 | 0 | 0 | 0 | 0 | 0 | 0 | 0 | 0 | 0 | 0 | 0 | 0 | 0 | 0 | W | 44-27 |
| 12/20 | Texans | P | 0 | 0 | 0 | 0 | 0.0 | 0.0 | 0 | 0 | 0 | 0 | 0 | 0 | 0 | 0 | 0 | 0 | 0 | 0 | 1 | 1 | 0 | 0 | 0 | 0 | 0 | W | 27-20 |
| 12/27 | at Steelers | P | 0 | 0 | 0 | 0 | 0.0 | 0.0 | 0 | 0 | 0 | 0 | 0 | 0 | 0 | 0 | 0 | 0 | 0 | 0 | 0 | 0 | 0 | 0 | 0 | 0 | 0 | L | 24-28 |
| 01/03 | Jaguars | P | 0 | 0 | 0 | 0 | 0.0 | 0.0 | 0 | 0 | 0 | 0 | 0 | 0 | 0 | 0 | 0 | 0 | 0 | 0 | 1 | 0 | 1 | 0 | 0 | 0 | 0 | W | 28-14 |
| 2020 TOTALS | | | 16-2 | 10 | 7 | 3 | 0.0 | 0.0 | 0 | 0 | 0 | 0 | 0 | 0 | 0 | 0 | 0 | 0 | 0 | 0 | 9 | 7 | 2 | 0 | 0 | 0 | 0 | 11-5 | |

+ - Overtime

2021 GAME-BY-GAME REGULAR-SEASON STATISTICS (COLTS)

| DATE | OPPONENT | P/S | TACKLES | | | | | | | INTERCEPTIONS | | | | FUMBLES | | | ST | | | MISC | | W/L/T | SCORE | | | | |
|-------------|--------------|-----|---------|----|----|-----|-----|-----|-----|---------------|----|-----|----|---------|----|----|----|----|-----|------|---|-------|-------|---|----|----|--------|
| | | | TK | S | A | SK | YDS | TFL | YDS | QBH | NO | YDS | LG | TD | PD | FF | FR | TD | YDS | TK | S | | | A | FF | FR | S |
| 09/12 | Seahawks | S | 1 | 1 | 0 | 0.0 | 0.0 | 0 | 0 | 0 | 0 | 0 | 0 | 0 | 0 | 0 | 0 | 0 | 0 | 0 | 0 | 0 | 0 | 0 | 0 | L | 16-28 |
| 09/19 | Rams | P | 0 | 0 | 0 | 0.0 | 0.0 | 0 | 0 | 0 | 0 | 0 | 0 | 0 | 0 | 0 | 0 | 0 | 0 | 0 | 0 | 0 | 0 | 0 | 0 | L | 24-27 |
| 09/26 | at Titans | P | 2 | 2 | 0 | 0.0 | 0.0 | 0 | 0 | 0 | 0 | 0 | 0 | 0 | 0 | 0 | 0 | 0 | 0 | 0 | 0 | 0 | 0 | 0 | 0 | L | 16-25 |
| 10/03 | at Dolphins | S | 2 | 0 | 2 | 0.0 | 0.0 | 0 | 0 | 0 | 0 | 0 | 0 | 0 | 0 | 0 | 0 | 0 | 1 | 1 | 0 | 0 | 0 | 0 | 0 | W | 27-17 |
| 10/11 | at Ravens | P | 0 | 0 | 0 | 0.0 | 0.0 | 0 | 0 | 0 | 0 | 0 | 0 | 0 | 0 | 0 | 0 | 0 | 1 | 0 | 1 | 0 | 0 | 0 | 0 | L | 25-31+ |
| 10/17 | Texans | S | 2 | 1 | 1 | 0.0 | 0.0 | 0 | 0 | 0 | 0 | 0 | 0 | 0 | 0 | 0 | 0 | 0 | 0 | 0 | 0 | 0 | 0 | 0 | 0 | W | 31-3 |
| 10/24 | at 49ers | S | 3 | 0 | 3 | 0.0 | 0.0 | 0 | 0 | 0 | 0 | 0 | 0 | 0 | 0 | 0 | 0 | 0 | 2 | 1 | 1 | 0 | 0 | 0 | 0 | W | 30-18 |
| 10/31 | Titans | P | 2 | 1 | 1 | 0.0 | 0.0 | 0 | 0 | 0 | 0 | 0 | 0 | 0 | 0 | 0 | 0 | 0 | 1 | 1 | 0 | 0 | 0 | 0 | 0 | L | 31-34+ |
| 11/04 | Jets | S | 0 | 0 | 0 | 0.0 | 0.0 | 0 | 0 | 0 | 0 | 0 | 0 | 1 | 0 | 0 | 0 | 0 | 0 | 0 | 0 | 0 | 0 | 0 | 0 | W | 45-30 |
| 11/14 | Jaguars | S | 1 | 1 | 0 | 0.0 | 0.0 | 0 | 0 | 0 | 0 | 0 | 0 | 0 | 0 | 0 | 0 | 0 | 0 | 0 | 0 | 0 | 0 | 0 | 0 | W | 23-17 |
| 11/21 | at Bills | S | 2 | 2 | 0 | 0.0 | 0.0 | 0 | 0 | 1 | 8 | 8 | 0 | 1 | 0 | 0 | 0 | 0 | 1 | 0 | 1 | 0 | 0 | 0 | 0 | W | 41-15 |
| 11/28 | Buccaneers | S | 2 | 2 | 0 | 0.0 | 0.0 | 0 | 0 | 0 | 0 | 0 | 0 | 0 | 0 | 0 | 0 | 0 | 1 | 1 | 0 | 0 | 0 | 0 | 0 | L | 31-38 |
| 12/05 | at Texans | P | 2 | 0 | 2 | 0.0 | 0.0 | 0 | 0 | 0 | 0 | 0 | 0 | 0 | 0 | 0 | 0 | 0 | 1 | 0 | 1 | 0 | 0 | 0 | 0 | W | 31-0 |
| 12/18 | Patriots | S | 2 | 0 | 2 | 0.0 | 0.0 | 0 | 0 | 0 | 0 | 0 | 0 | 0 | 0 | 0 | 0 | 0 | 0 | 0 | 0 | 0 | 0 | 0 | 0 | W | 27-17 |
| 12/25 | at Cardinals | S | 1 | 1 | 0 | 0.0 | 0.0 | 0 | 0 | 0 | 0 | 0 | 0 | 0 | 0 | 0 | 0 | 0 | 2 | 2 | 0 | 0 | 0 | 0 | 0 | W | 22-16 |
| 01/02 | Raiders | P | 4 | 2 | 2 | 0.0 | 0.0 | 1 | 2 | 0 | 0 | 0 | 0 | 0 | 0 | 0 | 0 | 0 | 1 | 1 | 0 | 0 | 0 | 0 | 0 | L | 20-23 |
| 01/09 | at Jaguars | S | 3 | 1 | 2 | 0.0 | 0.0 | 0 | 0 | 0 | 0 | 0 | 0 | 0 | 0 | 0 | 0 | 0 | 0 | 0 | 0 | 0 | 0 | 1 | 0 | L | 11-26 |
| 2021 TOTALS | | | 17-11 | 29 | 14 | 15 | 0.0 | 0.0 | 1 | 2 | 0 | 1 | 8 | 8 | 0 | 2 | 0 | 0 | 0 | 11 | 7 | 4 | 0 | 1 | 0 | 0 | 9-8 |

+ - Overtime





2022 GAME-BY-GAME REGULAR-SEASON STATISTICS (COLTS)

| DATE | OPPONENT | P/S | TACKLES | | | | | | | | INTERCEPTIONS | | | | | FUMBLES | | | | ST | | | | MISC | | SCORE |
|-------------|-------------|-----|---------|-----|-----|-----|------|------|-----|-----|---------------|-----|----|----|----|---------|----|----|-----|----|---|---|----|------|---|--------|
| | | | TK | S | A | SK | YDS | TFL | YDS | QBH | NO | YDS | LG | TD | PD | FF | FR | TD | YDS | TK | S | A | FF | FR | S | |
| 09/11 | at Texans | S | 8 | 6 | 2 | 0.0 | 0.0 | 0 | 0 | 0 | 0 | 0 | 0 | 0 | 0 | 0 | 0 | 0 | 0 | 0 | 0 | 0 | 0 | 0 | T | 20-20 |
| 09/18 | at Jaguars | S | 10 | 8 | 2 | 0.0 | 0.0 | 1 | 1 | 0 | 0 | 0 | 0 | 0 | 0 | 0 | 0 | 0 | 0 | 0 | 0 | 0 | 0 | 0 | L | 0-24 |
| 09/25 | Chiefs | S | 12 | 8 | 4 | 0.0 | 0.0 | 1 | 3 | 1 | 0 | 0 | 0 | 0 | 1 | 0 | 0 | 0 | 0 | 0 | 0 | 0 | 0 | 0 | W | 20-17 |
| 10/02 | Titans | S | 15 | 8 | 7 | 0.0 | 0.0 | 0 | 0 | 1 | 0 | 0 | 0 | 0 | 0 | 0 | 0 | 0 | 0 | 0 | 0 | 0 | 0 | 0 | L | 17-24 |
| 10/06 | at Broncos | S | 9 | 4 | 5 | 0.0 | 0.0 | 0 | 0 | 0 | 0 | 0 | 0 | 1 | 0 | 0 | 0 | 0 | 0 | 0 | 0 | 0 | 0 | 0 | W | 12-9+ |
| 10/16 | Jaguars | S | 11 | 7 | 4 | 0.0 | 0.0 | 1 | 0 | 0 | 0 | 0 | 0 | 0 | 0 | 0 | 0 | 0 | 0 | 1 | 0 | 1 | 0 | 0 | W | 34-27 |
| 10/23 | at Titans | S | 7 | 4 | 3 | 0.0 | 0.0 | 1 | 0 | 0 | 0 | 0 | 0 | 0 | 0 | 0 | 0 | 0 | 0 | 0 | 0 | 0 | 0 | 0 | L | 10-19 |
| 10/30 | Commanders | S | 8 | 6 | 2 | 0.0 | 0.0 | 1 | 3 | 0 | 0 | 0 | 0 | 0 | 1 | 0 | 0 | 0 | 0 | 0 | 0 | 0 | 0 | 0 | L | 16-17 |
| 11/06 | at Patriots | S | 6 | 5 | 1 | 0.5 | 2.5 | 2 | 4 | 1 | 0 | 0 | 0 | 0 | 0 | 0 | 0 | 0 | 0 | 0 | 0 | 0 | 0 | 0 | L | 3-26 |
| 11/13 | at Raiders | S | 10 | 7 | 3 | 0.0 | 0.0 | 1 | 1 | 0 | 0 | 0 | 0 | 0 | 0 | 0 | 0 | 0 | 0 | 0 | 0 | 0 | 0 | 0 | W | 25-20 |
| 11/20 | Eagles | S | 13 | 5 | 8 | 0.5 | 3.0 | 0 | 0 | 1 | 0 | 0 | 0 | 0 | 0 | 1 | 0 | 0 | 0 | 0 | 0 | 0 | 0 | 0 | L | 16-17 |
| 11/28 | Steelers | S | 11 | 5 | 6 | 0.0 | 0.0 | 0 | 0 | 0 | 0 | 0 | 0 | 0 | 0 | 0 | 0 | 0 | 0 | 0 | 0 | 0 | 0 | 0 | L | 17-24 |
| 12/04 | at Cowboys | S | 10 | 6 | 4 | 0.0 | 0.0 | 1 | 0 | 0 | 0 | 0 | 0 | 0 | 1 | 0 | 0 | 0 | 0 | 0 | 0 | 0 | 0 | 0 | L | 19-54 |
| 12/17 | at Vikings | S | 10 | 6 | 4 | 0.0 | 0.0 | 0 | 0 | 0 | 0 | 0 | 0 | 0 | 0 | 1 | 0 | 0 | 0 | 0 | 0 | 0 | 0 | 0 | L | 36-39+ |
| 12/26 | Chargers | S | 9 | 5 | 4 | 1.0 | 2.0 | 1 | 2 | 1 | 0 | 0 | 0 | 0 | 0 | 0 | 0 | 0 | 0 | 0 | 0 | 0 | 0 | 0 | L | 3-20 |
| 01/01 | at Giants | S | 10 | 7 | 3 | 0.0 | 0.0 | 0 | 0 | 0 | 0 | 0 | 0 | 0 | 2 | 0 | 0 | 0 | 0 | 0 | 0 | 0 | 0 | 0 | L | 10-38 |
| 01/08 | Texans | S | 7 | 5 | 2 | 1.0 | 10.0 | 2 | 10 | 1 | 0 | 0 | 0 | 0 | 0 | 1 | 0 | 0 | 0 | 0 | 0 | 0 | 0 | 0 | L | 31-32 |
| 2022 TOTALS | | | 17-17 | 166 | 102 | 64 | 3.0 | 17.5 | 12 | 24 | 6 | 0 | 0 | 0 | 0 | 6 | 3 | 0 | 0 | 1 | 0 | 1 | 0 | 0 | 0 | 4-12-1 |

+- Overtime

2023 GAME-BY-GAME REGULAR-SEASON STATISTICS (COLTS)

| TACKLES | | | | | | | | | | | INTERCEPTIONS | | | | FUMBLES | | | ST | | | MISC | | | | | | | | |
|-------------|------------|-----|-----|----|----|-----|-----|-----|-----|-----|---------------|-----|----|----|---------|----|----|----|-----|----|------|---|----|----|---|---|-----|--------|--|
| DATE | OPPONENT | P/S | TK | S | A | SK | YDS | TFL | YDS | QBH | NO | YDS | LG | TD | PD | FF | FR | TD | YDS | TK | S | A | FF | FR | S | A | W/L | SCORE | |
| 09/10 | Jaguars | S | 17 | 10 | 7 | 0.0 | 0.0 | 0 | 0 | 0 | 0 | 0 | 0 | 0 | 0 | 1 | 0 | 0 | 0 | 0 | 0 | 0 | 0 | 0 | 0 | 0 | L | 21-31 | |
| 09/17 | at Texans | S | 13 | 8 | 5 | 0.0 | 0.0 | 1 | 9 | 0 | 0 | 0 | 0 | 0 | 0 | 0 | 0 | 0 | 0 | 0 | 0 | 0 | 0 | 0 | 0 | 0 | W | 31-20 | |
| 09/24 | at Ravens | S | 15 | 11 | 4 | 1.0 | 4.0 | 1 | 4 | 1 | 0 | 0 | 0 | 0 | 0 | 0 | 0 | 0 | 0 | 0 | 0 | 0 | 0 | 0 | 0 | 0 | W | 22-19+ | |
| 10/01 | Rams | S | 12 | 7 | 5 | 0.5 | 3.5 | 0 | 0 | 1 | 0 | 0 | 0 | 0 | 0 | 0 | 0 | 0 | 0 | 0 | 0 | 0 | 0 | 0 | 0 | 0 | L | 23-29+ | |
| 10/08 | Titans | S | 12 | 7 | 5 | 0.0 | 0.0 | 0 | 0 | 0 | 0 | 0 | 0 | 0 | 1 | 0 | 0 | 0 | 0 | 0 | 0 | 0 | 0 | 0 | 0 | 0 | W | 23-16 | |
| 10/15 | at Jaguars | S | 8 | 6 | 2 | 0.0 | 0.0 | 0 | 0 | 0 | 0 | 0 | 0 | 0 | 0 | 0 | 0 | 0 | 0 | 0 | 0 | 0 | 0 | 0 | 0 | 0 | L | 20-37 | |
| 10/22 | Browns | S | 11 | 9 | 2 | 0.0 | 0.0 | 0 | 0 | 1 | 0 | 0 | 0 | 0 | 0 | 0 | 0 | 0 | 0 | 0 | 0 | 0 | 0 | 0 | 0 | 0 | L | 38-39 | |
| 2023 TOTALS | | | 7-7 | 88 | 58 | 30 | 1.5 | 7.5 | 2 | 13 | 3 | 0 | 0 | 0 | 0 | 2 | 1 | 0 | 0 | 0 | 0 | 0 | 0 | 0 | 0 | 0 | 0 | 3-4 | |

+- Overtime

2018 GAME-BY-GAME POSTSEASON STATISTICS (COLTS)

| | | | TACKLES | | | | | | | INTERCEPTIONS | | | | | FUMBLES | | | | ST | | | | MISC | | | | | |
|-------------|-----------|-----|---------|---|---|-----|-----|-----|-----|---------------|----|-----|----|----|---------|----|----|----|-----|----|---|---|------|----|---|---|-----|-------|
| DATE | OPPONENT | P/S | TK | S | A | SK | YDS | TFL | YDS | QBH | NO | YDS | LG | TD | PD | FF | FR | TD | YDS | TK | S | A | FF | FR | S | A | W/L | SCORE |
| 01/05 | at Texans | S | 0 | 0 | 0 | 0.0 | 0.0 | 0 | 0 | 0 | 0 | 0 | 0 | 0 | 0 | 0 | 0 | 0 | 0 | 0 | 0 | 0 | 0 | 0 | 0 | 0 | W | 21-7 |
| 01/12 | at Chiefs | S | 0 | 0 | 0 | 0.0 | 0.0 | 0 | 0 | 0 | 0 | 0 | 0 | 0 | 0 | 0 | 0 | 0 | 0 | 0 | 0 | 0 | 0 | 0 | 0 | 0 | L | 13-31 |
| 2018 TOTALS | | 2-2 | 0 | 0 | 0 | 0.0 | 0.0 | 0 | 0 | 0 | 0 | 0 | 0 | 0 | 0 | 0 | 0 | 0 | 0 | 0 | 0 | 0 | 0 | 0 | 0 | 0 | 1-1 | |

2020 GAME-BY-GAME POSTSEASON STATISTICS (COLTS)

| | | | TACKLES | | | | | | | INTERCEPTIONS | | | | FUMBLES | | | | ST | | | MISC | | | | | | | |
|-------------|----------|-----|---------|---|---|-----|-----|-----|-----|---------------|----|-----|----|---------|----|----|----|----|-----|----|------|---|----|----|---|---|-----|-------|
| DATE | OPPONENT | P/S | TK | S | A | SK | YDS | TFL | YDS | QBH | NO | YDS | LG | TD | PD | FF | FR | TD | YDS | TK | S | A | FF | FR | S | A | W/L | SCORE |
| 01/09 | at Bills | P | 0 | 0 | 0 | 0.0 | 0.0 | 0 | 0 | 0 | 0 | 0 | 0 | 0 | 0 | 0 | 0 | 0 | 0 | 1 | 0 | 1 | 0 | 0 | 0 | 0 | L | 24-27 |
| 2020 TOTALS | | | 1-0 | 0 | 0 | 0.0 | 0.0 | 0 | 0 | 0 | 0 | 0 | 0 | 0 | 0 | 0 | 0 | 0 | 0 | 1 | 0 | 1 | 0 | 0 | 0 | 0 | 0-1 | |

73 BLAKE FREELAND

TACKLE



BLAKE FREELAND: SELECTED BY THE COLTS IN THE FOURTH ROUND (106TH OVERALL) OF THE 2023 NFL DRAFT.

6-7 • 302 LBS
NFL EXP: ROOKIE
BORN: 5/3/01



COLLEGE:
BYU

4TH-AND-SHORT

- Played in 44 career games (41 starts) at BYU (2019-22) with starts at left tackle (26) and right tackle (15).
- Named Third Team Associated Press All-American in 2022.
- Six-time all-state honoree in track and field, while being the state champion in the shot put and javelin.
- Has three family members who played at BYU, including his dad, James (football); mom, Debbie (basketball); and sister, Sierra (track and field).

DOWN THE STRETCH

What is on your bucket list: Stay in a bungalow on a tropical island.

What is your favorite vacation spot: Lake Powell

Do you have any pets: A Black Lab named Stormy

What is the best advice you've been given: Control what you can control.

Who is your mentor: My dad

Who is your favorite artist: J. Cole

What is your favorite childhood food: Chicken alfredo

Who was your favorite athlete growing up: Kobe Bryant

What are your pet peeves: Slow drivers

Do you have any hidden talents: I can juggle.

What is one thing you can't live without: Candles

What are your hobbies off the field: Pickle ball, bowling and boating



@freelandblake

@freeland.71




BYU FAMILY

For the Freeland family, playing a sport at BYU is a family affair. James and Debbie, who met at BYU, were both student athletes during their time in Provo. James, his father, played linebacker from 1994-95, while his mother, Debbie, was an honorable mention All-American BYU women's basketball player, where she played from 1991-95. She is the eighth-highest scorer in BYU women's basketball history. His sister, Sierra, threw for the track and field team from 2017-22.

INITIALLY A QUARTERBACK

While Freeland was selected as a tackle in the No. 106 pick in the 2023 NFL Draft, he began his prep career as a quarterback. When he sprung to 6-8 as a senior in high school, Freeland and his coaches agreed he could use his height elsewhere and transitioned to tight end and defensive line. When he got to BYU, he made the transition to offensive line.



NFL HIGHLIGHTS

- In 2023, he has played in six games (four starts). Made his NFL debut in Week 1 vs. JAX. In Week 4 vs. LAR, he made his first career start at left tackle. In Week 5 vs. TEN, he started at left tackle for a line that paved the way for Zack Moss to rush for 165 yards and two touchdowns.

COLLEGE HIGHLIGHTS

- Played in 44 career games (41 starts) at BYU (2019-22) with starts at left tackle (26) and right tackle (15). Garnered numerous honors, including Third Team Associated Press All-American (2022), Phil Steele All-Independent First Team (2021, 2022), College Football Network Independent Offensive Lineman of the Year & All-Independent First Team (2022) and Pro Football Network All-Independent First Team Offense (2021).
- In 2022, he was one of only three BYU players to play in and start all 13 games.
- At left tackle, he was one of six players to start all 13 games in 2021. The offense allowed just 15 sacks on the season.

COLLEGE HIGHLIGHTS CONT...

- In 2020, he started eight games and helped the BYU offense rank No. 8 in the nation for the fewest sacks allowed (12 sacks in 12 games) and only allowed two pressures on 293 pass-blocking regular season snaps. The offense also ranked No. 4 in scoring (43.5) and No. 7 in total offense (522.2).
- As a true freshman in 2019, he started the final seven games of the season at right tackle. The offensive line unit was ranked No. 12 by Pro Football Focus.

PERSONAL

- Attended Herriman High School and played under Dustin Pearce. Named a three-time team captain.
- Was a Principal's Honor Roll student.
- Earned the UHSAA Spirit of Sport Award.
- Helped Herriman win the 2015 state championship.
- Named a two-time all-region selection.
- Six-time all-state honoree in track and field, while being the state champion in the shot put and javelin. Holds the 6A javelin state record.
- Was a two-time basketball team captain and was named a 2018 all-state selection.
- His father, James, played linebacker for BYU (1994-95).
- Mother, Debbie Dimond, was an honorable mention All-American BYU women's basketball player, where she played from 1991-95. She is the eighth-highest scorer in BYU women's basketball history.
- His sister, Sierra, was a thrower with BYU women's track and field (2017-22).
- Majored in communications at BYU.
- A native of Herriman, Utah.



BLAKE FREELAND'S - NFL REGULAR SEASON STATISTICS

| DATE | TEAM | GP | GS |
|--------|-------|----|----|
| 2023 | Colts | 6 | 4 |
| TOTALS | | 6 | 4 |

2023 GAME-BY-GAME REGULAR-SEASON STATISTICS (COLTS)

| DATE | OPPONENT | P/S | W/L | SCORE |
|-------------|------------|-----|-----|--------|
| 09/10 | Jaguars | P | L | 21-31 |
| 09/17 | at Texans | P | W | 31-20 |
| 09/24 | at Ravens | | W | 22-19+ |
| 10/01 | Rams | S | L | 23-29+ |
| 10/08 | Titans | S | W | 23-16 |
| 10/15 | at Jaguars | S | L | 20-37 |
| 10/22 | Browns | S | L | 38-39 |
| 2023 TOTALS | | 6-4 | 3-4 | |

+ - Overtime



WESLEY FRENCH: SIGNED BY THE COLTS AS AN UNDRAFTED FREE AGENT ON MAY 13, 2022.

6-4 • 307 LBS
NFL EXP: 2
(2ND YEAR WITH THE COLTS)
BORN: 11/30/96



COLLEGE:
**WESTERN
MICHIGAN**

4TH-AND-SHORT

- In his rookie season, he was active for three games but did not see game action.
- Attended a team-high 12 Colts Community events in 2022.
- Earned Academic All-MAC honors in 2018.

DOWN THE STRETCH

Bucket list item: Build my own house.

Pregame ritual: Lay on the ground.

Do you have a nickname: Frenchy

Who is your mentor: My father and mother

What is your favorite food: Cheeseburger

Favorite artist: Chris Stapleton

What is your favorite vacation spot: Mackinac Island

What are your pet peeves: Messy living spaces

What is one thing you can't live without: My family

Do you have any hidden talents: I love singing.

Who was your favorite athlete growing up:

Muhammad Ali

What are your hobbies off the field: Outdoor activities

NFL HIGHLIGHTS

- Has appeared in seven games (two starts) in two seasons (2022-23) with the Colts.
- He has competed in all seven games (two starts) in 2023. Made his NFL debut in Week 1 vs. JAX. In Week 2 at HOU, he was part of an offensive line that did not allow a sack. In Week 3 at BAL, he made his first career start at center for a line that paved the way for Zack Moss to rush for a career-high 122 yards.
- In 2022, he was active for three games, but did not see game action.



@wes_french66



COLLEGE HIGHLIGHTS

- Saw action in 39 games (23 starts) at Western Michigan (2015-21) along the offensive and defensive lines. He earned starts at left tackle (13), center (six) and nose guard (four). French also compiled 22 tackles (13 solo) and 1.5 tackles for loss.
- In 2021, he started all 13 games at left tackle.
- Started all six games at center in 2020 and helped Western Michigan rank in the top-10 in the nation in points per game (41.7). He was named CoSIDA Academic All-District accolades.
- Did not see game action in 2019 after suffering a foot injury.
- In 2018, he appeared in 13 games (four starts) and tallied 22 tackles (13 solo) and 1.5 tackles for loss. Earned Academic All-MAC honors.
- Appeared in three games in 2017 and didn't register any statistics.
- In 2016, he saw action in four games and didn't record any statistics.
- Did not see game action in the 2015 season.

PERSONAL

- Attended St. Joseph (Mich.) High School and was named first team all-state in 2014.
- Ranked the No. 10 prospect in Michigan by *Rivals*.
- Majored in interdisciplinary health services.
- A native of Benton Harbor, Mich.

WESLEY FRENCH'S - NFL REGULAR SEASON STATISTICS

| DATE | TEAM | GP | GS |
|---------------|-------|----------|----------|
| 2022 | Colts | 0 | 0 |
| 2023 | Colts | 7 | 2 |
| TOTALS | | 7 | 2 |

2022 GAME-BY-GAME REGULAR-SEASON STATISTICS (COLTS)

| DATE | OPPONENT | P/S | | W/L/T | SCORE |
|--------------------|-------------|------------|---------------------------|---------------|--------|
| 09/11 | at Texans | | INACTIVE | T | 20-20 |
| 09/18 | at Jaguars | | INACTIVE | L | 0-24 |
| 09/25 | Chiefs | | DID NOT PLAY (NON-INJURY) | W | 20-17 |
| 10/02 | Titans | | INACTIVE | L | 17-24 |
| 10/06 | at Broncos | | INACTIVE | W | 12-9+ |
| 10/16 | Jaguars | | INACTIVE | W | 34-27 |
| 10/23 | at Titans | | INACTIVE | L | 10-19 |
| 10/30 | Commanders | | INACTIVE | L | 16-17 |
| 11/06 | at Patriots | | INACTIVE | L | 3-26 |
| 11/13 | at Raiders | | INACTIVE | W | 25-20 |
| 11/20 | Eagles | | DID NOT PLAY (NON-INJURY) | L | 16-17 |
| 11/28 | Steelers | | INACTIVE | L | 17-24 |
| 12/04 | at Cowboys | | DID NOT PLAY (NON-INJURY) | L | 19-54 |
| 12/17 | at Vikings | | INACTIVE | L | 36-39+ |
| 12/26 | Chargers | | INACTIVE | L | 3-20 |
| 01/01 | at Giants | | INACTIVE | L | 10-38 |
| 01/08 | Texans | | INACTIVE | L | 31-32 |
| 2022 TOTALS | | 0-0 | | 4-12-1 | |

+ - Overtime



2023 GAME-BY-GAME REGULAR-SEASON STATISTICS (COLTS)

| DATE | OPPONENT | P/S | W/L | SCORE |
|-------------|------------|-----|-----|--------|
| 09/10 | Jaguars | P | L | 21-31 |
| 09/17 | at Texans | P | W | 31-20 |
| 09/24 | at Ravens | S | W | 22-19+ |
| 10/01 | Rams | S | L | 23-29+ |
| 10/08 | Titans | P | W | 23-16 |
| 10/15 | at Jaguars | P | L | 20-37 |
| 10/22 | Browns | P | L | 38-39 |
| 2023 TOTALS | | 7-2 | 3-4 | |

+ - Overtime



75 WILL FRIES

GUARD
(FRYS)



**WILL FRIES. SELECTED BY THE COLTS
IN THE SEVENTH ROUND (248TH OVERALL)
OF THE 2021 NFL DRAFT.**



6-6 • 305^{LBS}
NFL EXP: 3
(3RD YEAR WITH THE COLTS)
BORN: 4/4/98



COLLEGE:
PENN STATE

4TH-AND-SHORT

- In his first two seasons, he appeared in 18 games (nine starts).
- Selected as Penn State's Big Ten Sportsmanship Award winner in 2020.
- In 2020, he earned Second Team All-Big Ten honors.
- Garnered All-Big Ten honorable mention accolades from the coaches and media in 2019.

DOWN THE STRETCH

What is on your bucket list: I want to go shark fishing.

Do you have a pregame ritual: I take a lap around the field.

What is the best advice you've been given: How you do one thing is how you do everything.

Who is your mentor: My dad

Who is your favorite artist: Blake Shelton

What is your favorite TV show: "The Sopranos"

What is your favorite movie: "Interstellar"

What are your pet peeves: Loud chewing

What is one thing you can't live without: Floss picks

Who was your favorite athlete growing up: Nick Mangold

What are your hobbies off the field: Fishing and barbecue

X @willfries55



@willfries55



NFL HIGHLIGHTS

- In four seasons with the Colts (2021-23), he has seen action in 25 games (16 starts).
- In 2023, he has started all seven games at right guard. In Week 2 at HOU, he started at right guard and was part of an offensive line that didn't allow a sack. In Week 3 at BAL, he started at right guard for a line that paved the way for Zack Moss to rush for 122 yards. In Week 5 vs. TEN, he started at right guard for a line that led the way for Zack Moss to rush for 165 yards and two touchdowns.
- Appeared in 16 games (nine starts) in 2022. In Week 4 vs. Tennessee, he recorded his first career start at right guard. In Week 10 at Las Vegas, he was part of an offensive line that paved the way for the Colts to rush for 207 yards.
- In 2021, he appeared in two games on offense.

PERSONAL

- Attended Cranford (N.J.) High School and played on both the offensive line and defensive line.
- As a senior, he was a team captain at right guard and defensive lineman and helped lead the team to an undefeated season and a state championship.
- Rated a four-star prospect by *Rivals*.
- Also lettered on the track and field team in the shot put and lettered one year in basketball.
- Participated in the NFL's My Cause My Cleats initiative and represented Headstrong (2021).
- Invited to the 2021 East-West Shrine Bowl and the NFLPA Collegiate Bowl, but both events were canceled due to the COVID-19 pandemic.
- Majored in economics.
- A native of Cranford, N.J.

COLLEGE HIGHLIGHTS

- Played in 48 games (42 starts) at Penn State (2016-20). He started 26 games at right tackle, nine at left tackle, six at right guard and one at left guard. Selected as Penn State's Big Ten Sportsmanship Award winner in 2020.
- As a redshirt senior, he earned Second Team All-Big Ten honors after he started all nine games on the offensive line. Started the first three games at right tackle before starting the final six at right guard. He was named to Phil Steele's Second Team All-Big Ten list after he helped pave the way for a Penn State offense that ranked second in the Big Ten in total offense (430.3).
- In 2019, he garnered All-Big Ten honorable mention accolades by the coaches and media after he started all 13 games at right tackle. In the Cotton Bowl, he was part of an offensive line that set a school bowl-game program record in points scored (53) and registered the second-most total yards (529) in school bowl-game history. He also was one of 11 players on the roster to earn their degree before the Cotton Bowl.
- As a redshirt sophomore, he saw action in 13 games (11 starts). He made seven starts at right tackle and four at left tackle. Against Michigan State's No. 1 rush defense, he helped the Penn State offense register 205 yards on the ground.
- In 2017, he competed in 13 games (nine starts) as a redshirt freshman. He recorded starts at left tackle (five), right tackle (three) and left guard (one). He was named Honorable Mention All-Freshman Team by Big Ten Network.
- Redshirted the 2016 season.



WILL FRIES' - NFL REGULAR SEASON STATISTICS

| DATE | TEAM | GP | GS |
|---------------|-------|-----------|-----------|
| 2021 | Colts | 2 | 0 |
| 2022 | Colts | 16 | 9 |
| 2023 | Colts | 7 | 7 |
| TOTALS | | 25 | 16 |

2021 GAME-BY-GAME REGULAR-SEASON STATISTICS (COLTS)

| DATE | OPPONENT | P/S | | W/L | SCORE |
|--------------------|--------------|------------|---------------------------|------------|--------|
| 09/12 | Seahawks | | ON INACTIVE LIST | L | 16-28 |
| 09/19 | Rams | | ON INACTIVE LIST | L | 24-27 |
| 09/26 | at Titans | | ON INACTIVE LIST | L | 16-25 |
| 10/03 | at Dolphins | | DID NOT PLAY (NON-INJURY) | W | 27-17 |
| 10/11 | at Ravens | | DID NOT PLAY (NON-INJURY) | L | 25-31+ |
| 10/17 | Texans | | DID NOT PLAY (NON-INJURY) | W | 31-3 |
| 10/24 | at 49ers | | ON INACTIVE LIST | W | 30-18 |
| 10/31 | Titans | | ON INACTIVE LIST | L | 31-34+ |
| 11/04 | Jets | | INACTIVE | W | 45-30 |
| 11/14 | Jaguars | | ON INACTIVE LIST | W | 23-17 |
| 11/21 | at Bills | | ON INACTIVE LIST | W | 41-15 |
| 11/28 | Buccaneers | | ON INACTIVE LIST | L | 31-38 |
| 12/05 | at Texans | P | | W | 31-0 |
| 12/18 | Patriots | | DID NOT PLAY (NON-INJURY) | W | 27-17 |
| 12/25 | at Cardinals | P | | W | 22-16 |
| 01/02 | Raiders | | ON INACTIVE LIST | L | 20-23 |
| 01/09 | at Jaguars | | ON INACTIVE LIST | L | 11-26 |
| 2021 TOTALS | | 2-0 | | 9-8 | |

+ - Overtime

2022 GAME-BY-GAME REGULAR-SEASON STATISTICS (COLTS)

| DATE | OPPONENT | P/S | | W/L/T | SCORE |
|--------------------|-------------|-------------|---------------------------|---------------|--------|
| 09/11 | at Texans | P | | T | 20-20 |
| 09/18 | at Jaguars | | DID NOT PLAY (NON-INJURY) | L | 0-24 |
| 09/25 | Chiefs | P | | W | 20-17 |
| 10/02 | Titans | S | | L | 17-24 |
| 10/06 | at Broncos | P | | W | 12-9+ |
| 10/16 | Jaguars | P | | W | 34-27 |
| 10/23 | at Titans | P | | L | 10-19 |
| 10/30 | Commanders | P | | L | 16-17 |
| 11/06 | at Patriots | P | | L | 3-26 |
| 11/13 | at Raiders | S | | W | 25-20 |
| 11/20 | Eagles | S | | L | 16-17 |
| 11/28 | Steelers | S | | L | 17-24 |
| 12/04 | at Cowboys | S | | L | 19-54 |
| 12/17 | at Vikings | S | | L | 36-39+ |
| 12/26 | Chargers | S | | L | 3-20 |
| 01/01 | at Giants | S | | L | 10-38 |
| 01/08 | Texans | S | | L | 31-32 |
| 2022 TOTALS | | 16-9 | | 4-12-1 | |

+ - Overtime

2023 GAME-BY-GAME REGULAR-SEASON STATISTICS (COLTS)

| DATE | OPPONENT | P/S | | W/L | SCORE |
|--------------------|------------|------------|--|------------|--------|
| 09/10 | Jaguars | S | | L | 21-31 |
| 09/17 | at Texans | S | | W | 31-20 |
| 09/24 | at Ravens | S | | W | 22-19+ |
| 10/01 | Rams | S | | L | 23-29+ |
| 10/08 | Titans | S | | W | 23-16 |
| 10/15 | at Jaguars | S | | L | 20-37 |
| 10/22 | Browns | S | | L | 38-39 |
| 2023 TOTALS | | 7-7 | | 3-4 | |

+ - Overtime

7

MATT GAY

KICKER



MATT GAY: SIGNED BY THE COLTS AS AN UNRESTRICTED FREE AGENT ON MARCH 17, 2023.

6-0 • 232 LBS
NFL EXP: 5
(2ND YEAR WITH THE COLTS)
BORN: 1/11/98



COLLEGE:
UTAH

4TH-AND-SHORT

- In his first five seasons, he played in 57 career games in his time with the Rams (2020-22), Colts (2020) and Buccaneers (2019) and converted 101-of-115 field goals (87.8 percent) and 138-of-145 extra points for 441 points.
- His 87.8 field goal percentage from 2019-22 ranks seventh in the NFL.
- Participated in the U.S. Soccer National Team Residency.

DOWN THE STRETCH

What is on your bucket list: Hole-in-one, shoot par and bowl a 300.

Do you have any pets: A dog named Rizzo.

Do you have a nickname: Tweety.

Do you have a pregame ritual: Just being calm and easing the mind, go on field and get mental work before the game.

What is your favorite vacation spot: Mexico and Las Vegas.

What is the best advice you've been given: Your life is your responsibility.

Who is your mentor: My dad and father-in-law

Who is your favorite artist: Luke Combs

What is your favorite childhood food: Steak

Who was your favorite athlete growing up: Cristiano Ronaldo

What are your pet peeves: Driving with headphones on

What is one thing you can't live without: Family

What are your hobbies off the field: Golf





FROM THE PITCH

Gay began his student athlete experience as a forward on the Utah Valley University soccer team. After two years, he would transfer to Utah and tryout as a kicker on the football team during training camp in 2017. In his first year handling the kicking duties in 2017 for the Utes, Gay won the Lou Groza and Vlade Awards, given to the most best and most accurate placekicker in college football. He would go on to have one of the best careers in Utah history, setting a school record with 21 consecutive made field goals and going 26-of-31 (83.9 pct) while making all 45 extra point attempts as a senior.



NFL HIGHLIGHTS

- He has played in 64 career games in his time with the Colts (2020, 2023), Los Angeles Rams (2020-22) and Tampa Bay Buccaneers (2019) and has converted 113-of-129 field goals (87.6 percent) and 156-of-163 extra points (95.7 percent) for 487 points. Gay has also registered 183 touchbacks on 249 kickoffs. His 87.6 field goal percentage ranks fourth in NFL history. In the postseason, Gay has appeared in six games and has converted 12-of-14 field goals (85.7 percent) and 15-of-15 extra points (100 percent) for 51 points.
- Has played in all seven games in 2023 and has converted 12-of-14 field goals (85.7 percent) and 18-of-18 extra points (100 percent) for 54 points. In Week 3 at BAL, he converted 5-of-5 field goals and one extra point for 16 total points, setting career highs in both field goals made and total points scored. He tallied four 50-plus-yard field goals and became the first kicker in NFL history to accomplish that feat in a single game. Per NFL Research, he became the fifth kicker ever with a game-tying 50-plus-yard field goal in the final two minutes of regulation and a game-winning 50-plus-yard field goal in OT. In Week 5 vs. TEN, he made 3-of-3 field goals and two extra points for a total of 11 points.
- In 2022, he appeared in all 17 games and converted 28-of-30 field goals (93.3 percent) and 31-of-32 PATs (96.9 percent) for a total of 115 points.
- He was selected to the Pro Bowl in 2021 after he appeared in all 17 games and converted 32-of-34 field goals (94.1 percent) and 48-of-49 PATs (98.0 percent) for 144 points. He finished third in the NFL in points scored and sixth in field goals made. He also competed in four postseason contests and converted 8-of-10 field goals (80.0 percent) and 11-of-11 PATs (100 percent). Gay hit a game-winning 30-yard field goal to help the team advance to the NFC Championship. He was a member of Los Angeles' Super Bowl LVI winning team.

NFL HIGHLIGHTS CONT...

- In 2020, he saw action in seven games with the Rams and converted 14-of-16 field goals (87.5 percent) and 16-of-16 PATs (100 percent) for 58 points. Also spent time on Indianapolis' practice squad. He appeared in two postseason contests and converted 4-of-4 field goals (100 percent) and 4-of-4 PATs (100 percent) for 16 points.
- He competed in all 16 games in 2019 and converted 27-of-35 field goals (77.1 percent) and 43-of-48 PATs (89.6 percent) for a total of 124 points.

COLLEGE HIGHLIGHTS

- Played two seasons at Utah (2017-18) and connected on 56-of-65 field goals (86.2 percent), while also converting 85-of-85 PATs.
- In 2018, he earned First Team All-Pac-12 and Third Team All-America honors after he converted 26-of-31 field goals (83.9 percent) and 45-of-45 PATs. He was a semifinalist for the Lou Groza award. Gay set a school record with 21 consecutive field goals made and ranked third in the country in made field goals. His total points scored (123) led the Pac-12.
- In his first season at Utah, he earned the Lou Groza Award and the Vlade Award, given annually to the nation's most accurate kicker, after he converted 30-of-34 field goals (88.2 percent) and made all 40 extra points he attempted for a combined 130 points scored. He was also named a First Team All-America selection and a First Team All-Pac-12 selection. His 30 field goals made led the nation, while his 88.2 field goal percentage ranked fifth in the country and led the Pac-12. He also set single-season school records in points scored, field goals made and field goals attempted.
- Prior to Utah, he played two seasons of soccer at Utah Valley where he played in 33 games (eight starts) and tallied eight goals and five assists.

PERSONAL

- Attended Orem (Utah) High School where he played one season of football and earned all-region honors.
- Played two seasons of soccer at Utah Valley before joining the football team at Utah.
- Also played soccer and was a three-time all-state player.
- Participated in the U.S. Soccer National Team Residency.
- He is the youngest of eight children.
- Majored in sociology.
- A native of Orem, Utah.

ADDITIONAL TRANSACTIONS

- Re-signed by the Los Angeles Rams as a restricted free agent on April 14, 2022.
- Signed to the Los Angeles Rams active roster from the Indianapolis practice squad on November 17, 2020.
- Signed to the Colts practice squad on November 7, 2020.
- Released from the Indianapolis practice squad on November 6, 2020.
- Signed to the Colts practice squad on September 15, 2020.
- Waived by the Tampa Bay Buccaneers on September 4, 2020.
- Selected by the Buccaneers in the fifth round (145th overall) of the 2019 NFL Draft.

MATT GAY'S - NFL REGULAR SEASON STATISTICS

| DATE | TEAM | GP | FGM | FGA | PCT. | LG | XP | XPA | PCT. | BLK | PTS |
|--------------------------------------|------------|-----------|------------|------------|-------------|-----------|------------|------------|-------------|----------|------------|
| 2019 | Buccaneers | 16 | 27 | 35 | 77.1 | 58 | 43 | 48 | 89.6 | 1 | 124 |
| 2020 | Colts | 0 | 0 | 0 | 0.0 | 0 | 0 | 0 | 0.0 | 0 | 0 |
| Went from Indianapolis to L.A. Rams. | | | | | | | | | | | |
| 2020 | Rams | 7 | 14 | 16 | 87.5 | 51 | 16 | 16 | 100.0 | 0 | 58 |
| 2020 | TOTAL | 7 | 14 | 16 | 87.5 | 51 | 16 | 16 | 100.0 | 0 | 58 |
| 2021 | Rams | 17 | 32 | 34 | 94.1 | 55 | 48 | 49 | 98.0 | 0 | 144 |
| 2022 | Rams | 17 | 28 | 30 | 93.3 | 58 | 31 | 32 | 96.9 | 0 | 115 |
| 2023 | Colts | 7 | 12 | 14 | 85.7 | 56 | 18 | 18 | 100.0 | 1 | 54 |
| TOTALS | | 64 | 113 | 129 | 87.6 | 58 | 156 | 163 | 95.7 | 2 | 495 |

MATT GAY'S - NFL POSTSEASON STATISTICS

| DATE | TEAM | GP | FGM | FGA | PCT. | LG | XP | XPA | PCT. | BLK | PTS |
|---------------|------|----------|-----------|-----------|-------------|-----------|-----------|-----------|--------------|----------|-----------|
| 2020 | Rams | 2 | 4 | 4 | 100.0 | 40 | 4 | 4 | 100.0 | 0 | 16 |
| 2021 | Rams | 4 | 8 | 10 | 80.0 | 46 | 11 | 11 | 100.0 | 0 | 35 |
| TOTALS | | 6 | 12 | 14 | 85.7 | 46 | 15 | 15 | 100.0 | 0 | 51 |

MATT GAY'S - NFL REGULAR SEASON STATISTICS

| DATE | TEAM | 1-19 | PCT. | 20-29 | PCT. | 30-39 | PCT. | 40-49 | PCT. | 50+ | PCT. |
|--------------------------------------|------------|------------|------------|--------------|--------------|--------------|-------------|--------------|-------------|--------------|-------------|
| 2019 | Buccaneers | 0-0 | 0.0 | 6-6 | 100.0 | 5-7 | 71.4 | 11-14 | 78.6 | 5-8 | 62.5 |
| 2020 | Colts | 0-0 | 0.0 | 0-0 | 0.0 | 0-0 | 0.0 | 0-0 | 0.0 | 0-0 | 0.0 |
| Went from Indianapolis to L.A. Rams. | | | | | | | | | | | |
| 2020 | Rams | 0-0 | 0.0 | 2-2 | 100.0 | 5-6 | 83.3 | 6-7 | 85.7 | 1-1 | 100.0 |
| 2020 | TOTAL | 0-0 | 0.0 | 2-2 | 100.0 | 5-6 | 83.3 | 6-7 | 85.7 | 1-1 | 100.0 |
| 2021 | Rams | 0-0 | 0.0 | 6-6 | 100.0 | 15-15 | 100.0 | 7-8 | 87.5 | 4-5 | 80.0 |
| 2022 | Rams | 0-0 | 0.0 | 9-9 | 100.0 | 8-8 | 100.0 | 4-4 | 100.0 | 7-9 | 77.8 |
| 2023 | Colts | 0-0 | 0.0 | 3-3 | 100.0 | 2-2 | 100.0 | 2-3 | 66.7 | 5-6 | 83.3 |
| TOTALS | | 0-0 | 0.0 | 26-26 | 100.0 | 35-38 | 92.1 | 30-36 | 83.3 | 22-29 | 75.9 |



MATT GAY'S - NFL POSTSEASON STATISTICS

| DATE | TEAM | 1-19 | PCT. | 20-29 | PCT. | 30-39 | PCT. | 40-49 | PCT. | 50+ | PCT. |
|---------------|------|------------|------------|------------|--------------|------------|--------------|------------|-------------|------------|------------|
| 2020 | Rams | 0-0 | 0.0 | 0-0 | 0.0 | 3-3 | 100.0 | 1-1 | 100.0 | 0-0 | 0.0 |
| 2021 | Rams | 0-0 | 0.0 | 1-1 | 100.0 | 3-3 | 100.0 | 4-5 | 80.0 | 0-1 | 0.0 |
| TOTALS | | 0-0 | 0.0 | 1-1 | 100.0 | 6-6 | 100.0 | 5-6 | 83.3 | 0-1 | 0.0 |

SINGLE-GAME HIGHS: KICKER

| | | | |
|------------------------------------|--|---------------------------------------|--|
| Field Goals Made | 5 at Baltimore Ravens, Sep 24, 2023 4 vs. New York Giants, Sep 22, 2019 3 vs. Tennessee Titans, Oct 08, 2023 ...12 more at 3. | Points | 16 at Baltimore Ravens, Sep 24, 2023 15 vs. Denver Broncos, Dec 25, 2022 13 vs. Jacksonville Jaguars, Dec 05, 2021 ...2 more at 13. |
| Field Goal Attempts | 5 at Baltimore Ravens, Sep 24, 2023 ...1 more at 5. | Special Teams Tackles | 1 at Green Bay Packers, Dec 19, 2022 ...2 more at 1. |
| Longest Field Goals Made | 58 at New Orleans Saints, Nov 20, 2022 ...1 more at 58. | Kickoff Average | 66.0 at Tampa Bay Buccaneers, Nov 23, 2020 65.9 at Houston Texans, Oct 31, 2021 65.8 vs. Carolina Panthers, Oct 16, 2022 |
| Longest Field Goals Attempt | 61 vs. Las Vegas Raiders, Dec 08, 2022 58 at New Orleans Saints, Nov 20, 2022 ...1 more at 58. | Extra Point Attempt Percentage | 100.0 vs. Cleveland Browns, Oct 22, 2023 ...7 more at 100.0. |
| PATs Made | 7 at Los Angeles Rams, Sep 29, 2019 6 vs. Denver Broncos, Dec 25, 2022 5 vs. Cleveland Browns, Oct 22, 2023 ...5 more at 5. | Field Goal Percentage | 100.0 at Baltimore Ravens, Sep 24, 2023 80.0 vs. New York Giants, Sep 22, 2019 9 vs. Denver Broncos, Dec 25, 2022 |
| PAT Attempts | 7 at Los Angeles Rams, Sep 29, 2019 6 vs. Denver Broncos, Dec 25, 2022 5 vs. Cleveland Browns, Oct 22, 2023 ...6 more at 5. | Touchbacks | 7 at Arizona Cardinals, Dec 13, 2021 6 vs. Seattle Seahawks, Dec 04, 2022 ...3 more at 6. |

SINGLE-GAME HIGHS - POSTSEASON: KICKER

| | | | |
|------------------------------------|---|------------------------------|---|
| Field Goals Made | 3 at Tampa Bay Buccaneers, Jan 23, 2022 ...1 more at 3. | PAT Attempts | 4 vs. Arizona Cardinals, Jan 17, 2022 3 at Tampa Bay Buccaneers, Jan 23, 2022 ...1 more at 3. |
| Field Goal Attempts | 4 at Tampa Bay Buccaneers, Jan 23, 2022 3 vs. San Francisco 49ers, Jan 30, 2022 ...1 more at 3. | Points | 12 at Tampa Bay Buccaneers, Jan 23, 2022 ...1 more at 12. |
| Longest Field Goals Made | 46 vs. Arizona Cardinals, Jan 17, 2022 41 at Cincinnati Bengals, Feb 13, 2022 40 vs. San Francisco 49ers, Jan 30, 2022 ...2 more at 40. | Kickoff Average | 65.3 vs. Arizona Cardinals, Jan 17, 2022 65.0 at Cincinnati Bengals, Feb 13, 2022 ...1 more at 65.0. |
| Longest Field Goals Attempt | 54 vs. San Francisco 49ers, Jan 30, 2022 47 at Tampa Bay Buccaneers, Jan 23, 2022 46 vs. Arizona Cardinals, Jan 17, 2022 4 vs. Arizona Cardinals, Jan 17, 2022 3 at Tampa Bay Buccaneers, Jan 23, 2022 ...1 more at 3. | Field Goal Percentage | 75.0 at Tampa Bay Buccaneers, Jan 23, 2022 |
| PATs Made | | Touchbacks | 6 vs. Arizona Cardinals, Jan 17, 2022 5 at Cincinnati Bengals, Feb 13, 2022 4 at Seattle Seahawks, Jan 09, 2021 |

2019 GAME-BY-GAME REGULAR-SEASON STATISTICS (BUCCANEERS)

| DATE | OPPONENT | P | FIELD GOALS | | | | LG | EXTRA POINTS | | | | PTS | W/L | SCORE |
|--------------------|-------------|---|-------------|-----------|-----------|-------------|-----------|--------------|-----------|-------------|----------|------------|------------|--------|
| | | | FGM | FGA | PCT | | | XP | XPA | PCT | BLK | | | |
| 09/08 | 49ers | P | 1 | 1 | 100.0 | 31 | | 2 | 2 | 100.0 | 0 | 5 | L | 17-31 |
| 09/12 | at Panthers | P | 2 | 3 | 66.7 | 40 | | 2 | 2 | 100.0 | 0 | 8 | W | 20-14 |
| 09/22 | Giants | P | 4 | 5 | 80.0 | 52 | | 1 | 3 | 33.3 | 1 | 13 | L | 31-32 |
| 09/29 | at Rams | P | 2 | 2 | 100.0 | 58 | | 7 | 7 | 100.0 | 0 | 13 | W | 55-40 |
| 10/06 | at Saints | P | 1 | 1 | 100.0 | 42 | | 3 | 3 | 100.0 | 0 | 6 | L | 24-31 |
| 10/13 | Panthers | P | 1 | 1 | 100.0 | 54 | | 1 | 1 | 100.0 | 0 | 4 | L | 26-37 |
| 10/27 | at Titans | P | 3 | 3 | 100.0 | 48 | | 0 | 0 | 0.0 | 0 | 9 | L | 23-27 |
| 11/03 | at Seahawks | P | 2 | 3 | 66.7 | 45 | | 4 | 4 | 100.0 | 0 | 10 | L | 34-40+ |
| 11/10 | Cardinals | P | 3 | 3 | 100.0 | 45 | | 3 | 3 | 100.0 | 0 | 12 | W | 30-27 |
| 11/17 | Saints | P | 1 | 1 | 100.0 | 55 | | 2 | 2 | 100.0 | 0 | 5 | L | 17-34 |
| 11/24 | at Falcons | P | 1 | 1 | 100.0 | 32 | | 2 | 5 | 40.0 | 1 | 5 | W | 35-22 |
| 12/01 | at Jaguars | P | 2 | 2 | 100.0 | 37 | | 2 | 2 | 100.0 | 0 | 8 | W | 28-11 |
| 12/08 | Colts | P | 1 | 1 | 100.0 | 44 | | 5 | 5 | 100.0 | 0 | 8 | W | 38-35 |
| 12/15 | at Lions | P | 1 | 2 | 50.0 | 46 | | 5 | 5 | 100.0 | 0 | 8 | W | 38-17 |
| 12/21 | Texans | P | 2 | 3 | 66.7 | 50 | | 2 | 2 | 100.0 | 0 | 8 | L | 20-23 |
| 12/29 | Falcons | P | 0 | 3 | 0.0 | 0 | | 2 | 2 | 100.0 | 0 | 2 | L | 22-28+ |
| 2019 TOTALS | | | 16 | 27 | 35 | 77.1 | 58 | 43 | 48 | 89.6 | 2 | 124 | 7-9 | |

+ - Overtime



2020 GAME-BY-GAME REGULAR-SEASON STATISTICS (COLTS/RAMS)

| DATE | OPPONENT | FIELD GOALS | | | | EXTRA POINTS | | | | PTS | W/L | SCORE |
|---|---------------|-------------|-----------|-----------|-------------|----------------|-----------|-----------|--------------|----------|-----------|-------------|
| | | FGM | FGA | PCT | LG | XP | XPA | PCT | BLK | | | |
| 09/20 | Vikings | | | | | PRACTICE SQUAD | | | | | W | 28-11 |
| 09/27 | Jets | | | | | PRACTICE SQUAD | | | | | W | 36-7 |
| 10/04 | at Bears | | | | | PRACTICE SQUAD | | | | | W | 19-11 |
| 10/11 | at Browns | | | | | PRACTICE SQUAD | | | | | L | 23-32 |
| 10/18 | Bengals | | | | | PRACTICE SQUAD | | | | | W | 31-27 |
| 11/01 | at Lions | | | | | PRACTICE SQUAD | | | | | W | 41-21 |
| 11/08 | Ravens | | | | | PRACTICE SQUAD | | | | | L | 10-24 |
| 11/12 | at Titans | | | | | PRACTICE SQUAD | | | | | W | 34-17 |
| Went from Colts to Rams . | | | | | | | | | | | | |
| 11/23 | at Buccaneers | P | 2 | 3 | 66.7 | 40 | 3 | 3 | 100.0 | 0 | 9 | W 27-24 |
| 11/29 | 49ers | P | 2 | 2 | 100.0 | 48 | 2 | 2 | 100.0 | 0 | 8 | L 20-23 |
| 12/06 | at Cardinals | P | 1 | 2 | 50.0 | 39 | 5 | 5 | 100.0 | 0 | 8 | W 38-28 |
| 12/10 | Patriots | P | 1 | 1 | 100.0 | 35 | 3 | 3 | 100.0 | 0 | 6 | W 24-3 |
| 12/20 | Jets | P | 2 | 2 | 100.0 | 45 | 2 | 2 | 100.0 | 0 | 8 | L 20-23 |
| 12/27 | at Seahawks | P | 3 | 3 | 100.0 | 51 | 0 | 0 | 0.0 | 0 | 9 | L 9-20 |
| 01/03 | Cardinals | P | 3 | 3 | 100.0 | 34 | 1 | 1 | 100.0 | 0 | 10 | W 18-7 |
| 2020 TOTALS | 7 | | 14 | 16 | 87.5 | 51 | 16 | 16 | 100.0 | 0 | 58 | 10-5 |

2021 GAME-BY-GAME REGULAR-SEASON STATISTICS (RAMS)

| DATE | OPPONENT | FIELD GOALS | | | | EXTRA POINTS | | | | PTS | W/L | SCORE |
|--------------------|--------------|-------------|-----------|-----------|-------------|--------------|-----------|-----------|-------------|----------|------------|-------------|
| | | FGM | FGA | PCT | LG | XP | XPA | PCT | BLK | | | |
| 09/12 | Bears | P | 2 | 2 | 100.0 | 53 | 4 | 4 | 100.0 | 0 | 10 | W 34-14 |
| 09/19 | at Colts | P | 2 | 2 | 100.0 | 38 | 3 | 3 | 100.0 | 0 | 9 | W 27-24 |
| 09/26 | Buccaneers | P | 2 | 2 | 100.0 | 48 | 4 | 4 | 100.0 | 0 | 10 | W 34-24 |
| 10/03 | Cardinals | P | 2 | 3 | 66.7 | 42 | 2 | 2 | 100.0 | 0 | 8 | L 20-37 |
| 10/07 | at Seahawks | P | 2 | 2 | 100.0 | 47 | 2 | 3 | 66.7 | 0 | 8 | W 26-17 |
| 10/17 | at Giants | P | 1 | 1 | 100.0 | 32 | 5 | 5 | 100.0 | 0 | 8 | W 38-11 |
| 10/24 | Lions | P | 2 | 2 | 100.0 | 47 | 2 | 2 | 100.0 | 0 | 8 | W 28-19 |
| 10/31 | at Texans | P | 1 | 1 | 100.0 | 27 | 5 | 5 | 100.0 | 0 | 8 | W 38-22 |
| 11/07 | Titans | P | 3 | 3 | 100.0 | 54 | 1 | 1 | 100.0 | 0 | 10 | L 16-28 |
| 11/15 | at 49ers | P | 1 | 1 | 100.0 | 37 | 1 | 1 | 100.0 | 0 | 4 | L 10-31 |
| 11/28 | at Packers | P | 2 | 2 | 100.0 | 39 | 2 | 2 | 100.0 | 0 | 8 | L 28-36 |
| 12/05 | Jaguars | P | 3 | 3 | 100.0 | 44 | 4 | 4 | 100.0 | 0 | 13 | W 37-7 |
| 12/13 | at Cardinals | P | 3 | 3 | 100.0 | 55 | 3 | 3 | 100.0 | 0 | 12 | W 30-23 |
| 12/21 | Seahawks | P | 2 | 2 | 100.0 | 55 | 2 | 2 | 100.0 | 0 | 8 | W 20-10 |
| 12/26 | at Vikings | P | 3 | 3 | 100.0 | 32 | 3 | 3 | 100.0 | 0 | 12 | W 30-23 |
| 01/02 | at Ravens | P | 0 | 1 | 0.0 | 0 | 2 | 2 | 100.0 | 0 | 2 | W 20-19 |
| 01/09 | 49ers | P | 1 | 1 | 100.0 | 43 | 3 | 3 | 100.0 | 0 | 6 | L 24-27+ |
| 2021 TOTALS | 17 | | 32 | 34 | 94.1 | 55 | 48 | 49 | 98.0 | 0 | 144 | 12-5 |

+ - Overtime

2022 GAME-BY-GAME REGULAR-SEASON STATISTICS (RAMS)

| DATE | OPPONENT | | FIELD GOALS | | | | EXTRA POINTS | | | | PTS | W/L | SCORE |
|--------------------|---------------|---|-------------|-----------|-----------|-------------|--------------|-----------|-----------|-------------|----------|------------|-------------|
| | | | FGM | FGA | PCT | LG | XP | XPA | PCT | BLK | | | |
| 09/08 | Bills | P | 1 | 1 | 100.0 | 57 | 1 | 1 | 100.0 | 0 | 4 | L | 10-31 |
| 09/18 | Falcons | P | 1 | 1 | 100.0 | 20 | 4 | 4 | 100.0 | 0 | 7 | W | 31-27 |
| 09/25 | at Cardinals | P | 2 | 2 | 100.0 | 40 | 2 | 2 | 100.0 | 0 | 8 | W | 20-12 |
| 10/03 | at 49ers | P | 3 | 3 | 100.0 | 39 | 0 | 0 | 0.0 | 0 | 9 | L | 9-24 |
| 10/09 | Cowboys | P | 1 | 2 | 50.0 | 29 | 1 | 1 | 100.0 | 0 | 4 | L | 10-22 |
| 10/16 | Panthers | P | 1 | 1 | 100.0 | 21 | 3 | 3 | 100.0 | 0 | 6 | W | 24-10 |
| 10/30 | 49ers | P | 0 | 0 | 0.0 | 0 | 2 | 2 | 100.0 | 0 | 2 | L | 14-31 |
| 11/06 | at Buccaneers | P | 2 | 2 | 100.0 | 35 | 1 | 1 | 100.0 | 0 | 7 | L | 13-16 |
| 11/13 | Cardinals | P | 1 | 1 | 100.0 | 36 | 2 | 2 | 100.0 | 0 | 5 | L | 17-27 |
| 11/20 | at Saints | P | 2 | 2 | 100.0 | 58 | 2 | 2 | 100.0 | 0 | 8 | L | 20-27 |
| 11/27 | at Chiefs | P | 1 | 1 | 100.0 | 47 | 1 | 1 | 100.0 | 0 | 4 | L | 10-26 |
| 12/04 | Seahawks | P | 3 | 3 | 100.0 | 54 | 2 | 2 | 100.0 | 0 | 11 | L | 23-27 |
| 12/08 | Raiders | P | 1 | 2 | 50.0 | 55 | 2 | 2 | 100.0 | 0 | 5 | W | 17-16 |
| 12/19 | at Packers | P | 2 | 2 | 100.0 | 55 | 0 | 1 | 0.0 | 0 | 6 | L | 12-24 |
| 12/25 | Broncos | P | 3 | 3 | 100.0 | 55 | 6 | 6 | 100.0 | 0 | 15 | W | 51-14 |
| 01/01 | at Chargers | P | 1 | 1 | 100.0 | 23 | 1 | 1 | 100.0 | 0 | 4 | L | 10-31 |
| 01/08 | at Seahawks | P | 3 | 3 | 100.0 | 45 | 1 | 1 | 100.0 | 0 | 10 | L | 16-19+ |
| 2022 TOTALS | | | 17 | 28 | 30 | 93.3 | 58 | 31 | 32 | 96.9 | 0 | 115 | 5-12 |

+ - Overtime

2023 GAME-BY-GAME REGULAR-SEASON STATISTICS (COLTS)

| DATE | OPPONENT | | FIELD GOALS | | | | EXTRA POINTS | | | | PTS | W/L | SCORE |
|--------------------|------------|---|-------------|-----------|-----------|-------------|--------------|-----------|-----------|--------------|----------|-----------|------------|
| | | | FGM | FGA | PCT | LG | XP | XPA | PCT | BLK | | | |
| 09/10 | Jaguars | P | 0 | 0 | 0.0 | 0 | 3 | 3 | 100.0 | 0 | 3 | L | 21-31 |
| 09/17 | at Texans | P | 1 | 1 | 100.0 | 42 | 4 | 4 | 100.0 | 0 | 7 | W | 31-20 |
| 09/24 | at Ravens | P | 5 | 5 | 100.0 | 54 | 1 | 1 | 100.0 | 0 | 16 | W | 22-19+ |
| 10/01 | Rams | P | 0 | 1 | 0.0 | 0 | 1 | 1 | 100.0 | 0 | 1 | L | 23-29+ |
| 10/08 | Titans | P | 3 | 3 | 100.0 | 43 | 2 | 2 | 100.0 | 0 | 11 | W | 23-16 |
| 10/15 | at Jaguars | P | 2 | 2 | 100.0 | 56 | 2 | 2 | 100.0 | 0 | 8 | L | 20-37 |
| 10/22 | Browns | P | 1 | 2 | 50.0 | 27 | 5 | 5 | 100.0 | 0 | 8 | L | 38-39 |
| 2023 TOTALS | | | 7 | 12 | 14 | 85.7 | 56 | 18 | 18 | 100.0 | 0 | 54 | 3-4 |

+ - Overtime

2020 GAME-BY-GAME POSTSEASON STATISTICS (RAMS)

| DATE | OPPONENT | | FIELD GOALS | | | | EXTRA POINTS | | | | PTS | W/L | SCORE |
|--------------------|-------------|---|-------------|----------|----------|--------------|--------------|----------|----------|--------------|----------|-----------|------------|
| | | | FGM | FGA | PCT | LG | XP | XPA | PCT | BLK | | | |
| 01/09 | at Seahawks | P | 3 | 3 | 100.0 | 40 | 3 | 3 | 100.0 | 0 | 12 | W | 30-20 |
| 01/16 | at Packers | P | 1 | 1 | 100.0 | 37 | 1 | 1 | 100.0 | 0 | 4 | L | 18-32 |
| 2020 TOTALS | | | 2 | 4 | 4 | 100.0 | 40 | 4 | 4 | 100.0 | 0 | 16 | 1-1 |

2021 GAME-BY-GAME POSTSEASON STATISTICS (RAMS)

| DATE | OPPONENT | | FIELD GOALS | | | | EXTRA POINTS | | | | PTS | W/L | SCORE |
|--------------------|---------------|---|-------------|----------|-----------|-------------|--------------|-----------|-----------|--------------|----------|-----------|------------|
| | | | FGM | FGA | PCT | LG | XP | XPA | PCT | BLK | | | |
| 01/17 | Cardinals | P | 2 | 2 | 100.0 | 46 | 4 | 4 | 100.0 | 0 | 10 | W | 34-11 |
| 01/23 | at Buccaneers | P | 3 | 4 | 75.0 | 40 | 3 | 3 | 100.0 | 0 | 12 | W | 30-27 |
| 01/30 | 49ers | P | 2 | 3 | 66.7 | 40 | 2 | 2 | 100.0 | 0 | 8 | W | 20-17 |
| 02/13 | at Bengals | P | 1 | 1 | 100.0 | 41 | 2 | 2 | 100.0 | 0 | 5 | W | 23-20 |
| 2021 TOTALS | | | 4 | 8 | 10 | 80.0 | 46 | 11 | 11 | 100.0 | 0 | 35 | 4-0 |

83 KYLEN GRANSON

TIGHT END



KYLEN GRANSON: SELECTED BY THE COLTS IN THE FOURTH ROUND (127TH OVERALL) OF THE 2021 NFL DRAFT.



6-3 • 242 LBS

NFL EXP: 3

(3RD YEAR WITH THE COLTS)

BORN: 3/27/98



**COLLEGE:
SMU**

4TH-AND-SHORT

- In his first two seasons, he saw action in 30 games (four starts) and recorded 42 receptions for 408 yards.
- He created his own foundation, KG's Kids, to help spread his love of reading to kids.
- Holds the SMU school record for the most career receiving touchdowns (14) by a tight end and finished his career at SMU second in receptions (78) and receiving yards (1,257) by a tight end.
- In 2020, he garnered First Team All-AAC honors.
- Held the last name of Skonning until his senior season of college, when he took the last name of his stepdad, David Granson.

DOWN THE STRETCH

What is on your bucket list: Skydiving, drive a monster truck

Do you have any nicknames: KG, Granny

Do you have any hidden talents: I can do moderately accurate impersonations

What is one thing you can't live without: Food

Who was your favorite athlete growing up: Walter Payton, Brian Urlacher

What are your hobbies off the field: Reading, video games and napping

 @theKCG18

 @k_granson18



KG'S KIDS

When Granson was little, he loved playing video games so his mom cut him a deal. For every minute he spent reading a book, he could earn an equal amount of time to play video games. It was supposed to be a form of discipline, but it led to Granson starting to enjoy reading instead of dreading it. It developed into a passion of his, and he created his own 501 (c) (3) to help spread his love of reading to kids. KG's Kids works to expose students to the importance of reading by providing opportunities and supplies to help support student's reading careers. The foundation has donated books to classrooms, helped teachers build racially inclusive classroom libraries, and delivered backpacks to students with materials inside that keep students engaged with reading over the summer.



NFL HIGHLIGHTS

- In three seasons with the Colts (2021-23), he has appeared in 36 games (six starts) and has recorded 58 receptions for 578 yards and one touchdown.
- Has competed in six games (two starts) in 2023 and has tallied 16 receptions for 170 yards and one touchdown. In Week 2 at HOU, he collected three receptions for 16 yards and his first career touchdown. In Week at JAX, he tallied three receptions for a career-high 67 yards, including a career-long 45-yard reception.
- In 2022, he saw action in 13 games (four starts) and compiled 31 receptions for 302 yards. He also returned one kickoff for 15 yards. Made his first career start in Week 2 at Jacksonville. In Week 4 vs. Tennessee, he compiled a single-game career-high 62 receiving yards on four receptions.
- Played in all 17 games in 2021 and tallied 11 receptions for 106 yards.

COLLEGE HIGHLIGHTS

- Appeared in 41 total games (30 starts) at SMU (2019-20) and Rice (2016-17) and recorded 129 receptions for 1,879 yards and 16 touchdowns. Holds the SMU school record for the most career receiving touchdowns (14) by a tight end. Finished his career at SMU second in receptions (78) and receiving yards (1,257) by a tight end.
- In 2020, he earned First Team All-AAC honors and was named to Dave Campbell's All-Texas College Second Team after he started all 10 games and recorded 35 receptions for 536 yards and a team-high five touchdowns. His yards per reception (15.31) ranked 10th in the AAC. At Temple, he registered six receptions for

COLLEGE HIGHLIGHTS CONT...

- a single-game career-high 149 yards and one touchdown.
- As a junior at SMU, he was named Second Team All-AAC after he started all 13 games and tallied 43 receptions for 721 yards and nine touchdowns (a single-season career high by an SMU tight end). Also added two carries for 11 yards. Selected to Dave Campbell's All Texas College Offense. His nine receiving touchdowns were the 10th-most in a single season in school history. Tallied four consecutive games with a touchdown reception.
- Sat out the 2018 season due to NCAA transfer rules.
- In 2017 at Rice, he appeared in 10 games (five starts) and recorded 18 receptions for 241 yards as well as six carries for 51 yards.
- As a true freshman, he competed in eight games (two starts) and accumulated 33 receptions for a team-high 381 yards and two touchdowns. Also contributed 41 yards on four carries. His 33 receptions ranked second on the team.

PERSONAL

- Attended Westlake High School in Austin, Texas and tallied 48 receptions for 739 yards and 11 touchdowns during his career.
- Was high school teammates with fellow 2021 Colts draft pick Sam Ehlinger.
- As a senior, he earned second team all-district honors after he recorded 39 receptions for 630 yards and 10 touchdowns while also rushing for 100 yards after missing the first seven games of the season.
- Qualified for regionals in the 4x200 relay in track.
- Garnered academic all-state honorable mention honors.
- Participated in the NFL's My Cause My Cleats initiative and represented KG's Kids (2021-22).
- Was a member of FCA and the National Honor Society.
- Held the last name of Skonning until his senior season of college, when he took the last name of his stepdad, David Granson.
- Grew up in Austin, Texas.



KYLEN GRANSON'S - NFL REGULAR SEASON STATISTICS

| DATE | TEAM | GP | GS | RECEIVING | | | | | RUSHING | | | | |
|--------|-------|----|----|-----------|------|------|----|----|---------|------|------|----|----|
| | | | | NO. | YDS. | AVG. | LG | TD | NO. | YDS. | AVG. | LG | TD |
| 2021 | Colts | 17 | 0 | 11 | 106 | 9.6 | 27 | 0 | 0 | 0 | 0.0 | 0 | 0 |
| 2022 | Colts | 13 | 4 | 31 | 302 | 9.7 | 32 | 0 | 1 | 0 | 0.0 | 0 | 0 |
| 2023 | Colts | 6 | 2 | 16 | 170 | 10.6 | 45 | 1 | 0 | 0 | 0.0 | 0 | 0 |
| TOTALS | | 36 | 6 | 58 | 578 | 10.0 | 45 | 1 | 1 | 0 | 0.0 | 0 | 0 |

KYLEN GRANSON'S - NFL REGULAR SEASON STATISTICS

| | | KICKOFF RETURNS | | | | | PUNT RETURNS | | | | | |
|--------|-------|-----------------|------|------|----|----|--------------|----|------|------|----|----|
| DATE | TEAM | RET. | YDS. | AVG. | LG | TD | NO. | FC | YDS. | AVG. | LG | TD |
| 2021 | Colts | 0 | 0 | 0.0 | 0 | 0 | 0 | 0 | 0 | 0.0 | 0 | 0 |
| 2022 | Colts | 1 | 15 | 15.0 | 15 | 0 | 0 | 0 | 0 | 0.0 | 0 | 0 |
| 2023 | Colts | 0 | 0 | 0.0 | 0 | 0 | 0 | 0 | 0 | 0.0 | 0 | 0 |
| TOTALS | | 1 | 15 | 15.0 | 15 | 0 | 0 | 0 | 0 | 0.0 | 0 | 0 |

SINGLE-GAME HIGHS: RUSHING/RECEIVING

| | | | |
|--------------------|--|------------------------|--|
| Receptions | 4 vs. Jacksonville Jaguars, Sep 10, 2023 ...4 more at 4. | All-Purpose Yards | 67 at Jacksonville Jaguars, Oct 15, 2023 62 vs. Tennessee Titans, Oct 02, 2022 57 at Las Vegas Raiders, Nov 13, 2022 |
| Receiving Yards | 67 at Jacksonville Jaguars, Oct 15, 2023 62 vs. Tennessee Titans, Oct 02, 2022 57 at Las Vegas Raiders, Nov 13, 2022 | Longest Kickoff Return | 15 at Jacksonville Jaguars, Sep 18, 2022 |
| Receiving Average | 22.3 at Jacksonville Jaguars, Oct 15, 2023 15.5 vs. Tennessee Titans, Oct 02, 2022 14.3 at Las Vegas Raiders, Nov 13, 2022 | Special Teams Tackles | 1 at Houston Texans, Sep 17, 2023 ...1 more at 1. |
| Longest Receptions | 45 at Jacksonville Jaguars, Oct 15, 2023 32 at Las Vegas Raiders, Nov 13, 2022 27 vs. New York Jets, Nov 04, 2021 | Most TDs | 1 at Houston Texans, Sep 17, 2023 |
| Receiving TDs | 1 at Houston Texans, Sep 17, 2023 | | |

2021 GAME-BY-GAME REGULAR-SEASON STATISTICS (COLTS)

| DATE | OPPONENT | P/S | RECEIVING | | | | | RUSHING | | | | | W/L | SCORE |
|-------------|--------------|-----|-----------|------|------|-----|----|---------|------|------|-----|----|-----|--------|
| | | | NO. | YDS. | AVG. | LG | TD | NO. | YDS. | AVG. | LG | TD | | |
| 09/12 | Seahawks | P | 0 | 0 | 0.0 | 0 | 0 | 0 | 0 | 0.0 | 0 | 0 | L | 16-28 |
| 09/19 | Rams | P | 0 | 0 | 0.0 | 0 | 0 | 0 | 0 | 0.0 | 0 | 0 | L | 24-27 |
| 09/26 | at Titans | P | 0 | 0 | 0.0 | 0 | 0 | 0 | 0 | 0.0 | 0 | 0 | L | 16-25 |
| 10/03 | at Dolphins | P | 1 | 3 | 3.0 | 3 | 0 | 0 | 0 | 0.0 | 0 | 0 | W | 27-17 |
| 10/11 | at Ravens | P | 2 | 19 | 9.5 | 15 | 0 | 0 | 0 | 0.0 | 0 | 0 | L | 25-31+ |
| 10/17 | Texans | P | 0 | 0 | 0.0 | 0 | 0 | 0 | 0 | 0.0 | 0 | 0 | W | 31-3 |
| 10/24 | at 49ers | P | 0 | 0 | 0.0 | 0 | 0 | 0 | 0 | 0.0 | 0 | 0 | W | 30-18 |
| 10/31 | Titans | P | 1 | 0 | 0.0 | 0 | 0 | 0 | 0 | 0.0 | 0 | 0 | L | 31-34+ |
| 11/04 | Jets | P | 1 | 27 | 27.0 | 27 | 0 | 0 | 0 | 0.0 | 0 | 0 | W | 45-30 |
| 11/14 | Jaguars | P | 1 | 15 | 15.0 | 15 | 0 | 0 | 0 | 0.0 | 0 | 0 | W | 23-17 |
| 11/21 | at Bills | P | 1 | 8 | 8.0 | 8 | 0 | 0 | 0 | 0.0 | 0 | 0 | W | 41-15 |
| 11/28 | Buccaneers | P | 2 | 22 | 11.0 | 15 | 0 | 0 | 0 | 0.0 | 0 | 0 | L | 31-38 |
| 12/05 | at Texans | P | 1 | 6 | 6.0 | 6 | 0 | 0 | 0 | 0.0 | 0 | 0 | W | 31-0 |
| 12/18 | Patriots | P | 0 | 0 | 0.0 | 0 | 0 | 0 | 0 | 0.0 | 0 | 0 | W | 27-17 |
| 12/25 | at Cardinals | P | 1 | 6 | 6.0 | 6 | 0 | 0 | 0 | 0.0 | 0 | 0 | W | 22-16 |
| 01/02 | Raiders | P | 0 | 0 | 0.0 | 0 | 0 | 0 | 0 | 0.0 | 0 | 0 | L | 20-23 |
| 01/09 | at Jaguars | P | 0 | 0 | 0.0 | 0 | 0 | 0 | 0 | 0.0 | 0 | 0 | L | 11-26 |
| 2021 TOTALS | | | 17-0 | 11 | 106 | 9.6 | 27 | 0 | 0 | 0 | 0.0 | 0 | 0 | 9-8 |

+ - Overtime

83

KYLEN GRANSON

TIGHT END



2022 GAME-BY-GAME REGULAR-SEASON STATISTICS (COLTS)

| DATE | OPPONENT | P/S | RECEIVING | | | | | RUSHING | | | | | TD | W/L/T | SCORE |
|--------------------|-------------|-------------|-----------|------------|------------|-----------|----------|----------|----------|------------|----------|----------|----------|---------------|--------|
| | | | NO. | YDS. | AVG. | LG | TD | NO. | YDS. | AVG. | LG | TD | | | |
| 09/11 | at Texans | P | 3 | 22 | 7.3 | 12 | 0 | 0 | 0 | 0.0 | 0 | 0 | 0 | T | 20-20 |
| 09/18 | at Jaguars | S | 2 | 14 | 7.0 | 8 | 0 | 0 | 0 | 0.0 | 0 | 0 | 0 | L | 0-24 |
| 09/25 | Chiefs | S | 2 | 7 | 3.5 | 5 | 0 | 0 | 0 | 0.0 | 0 | 0 | 0 | W | 20-17 |
| 10/02 | Titans | P | 4 | 62 | 15.5 | 20 | 0 | 0 | 0 | 0.0 | 0 | 0 | 0 | L | 17-24 |
| 10/06 | at Broncos | P | 1 | 16 | 16.0 | 16 | 0 | 0 | 0 | 0.0 | 0 | 0 | 0 | W | 12-9+ |
| 10/16 | Jaguars | S | 4 | 38 | 9.5 | 17 | 0 | 0 | 0 | 0.0 | 0 | 0 | 0 | W | 34-27 |
| 10/23 | at Titans | P | 1 | 6 | 6.0 | 6 | 0 | 0 | 0 | 0.0 | 0 | 0 | 0 | L | 10-19 |
| 10/30 | Commanders | P | 3 | 11 | 3.7 | 15 | 0 | 0 | 0 | 0.0 | 0 | 0 | 0 | L | 16-17 |
| 11/06 | at Patriots | P | 0 | 0 | 0.0 | 0 | 0 | 1 | 0 | 0.0 | 0 | 0 | 0 | L | 3-26 |
| 11/13 | at Raiders | P | 4 | 57 | 14.3 | 32 | 0 | 0 | 0 | 0.0 | 0 | 0 | 0 | W | 25-20 |
| 11/20 | Eagles | P | 1 | 16 | 16.0 | 16 | 0 | 0 | 0 | 0.0 | 0 | 0 | 0 | L | 16-17 |
| 11/28 | Steelers | | | | | | | INACTIVE | | | | | | L | 17-24 |
| 12/04 | at Cowboys | S | 4 | 19 | 4.8 | 9 | 0 | 0 | 0 | 0.0 | 0 | 0 | 0 | L | 19-54 |
| 12/17 | at Vikings | P | 2 | 34 | 17.0 | 21 | 0 | 0 | 0 | 0.0 | 0 | 0 | 0 | L | 36-39+ |
| 12/26 | Chargers | | | | | | | INACTIVE | | | | | | L | 3-20 |
| 01/01 | at Giants | | | | | | | INACTIVE | | | | | | L | 10-38 |
| 01/08 | Texans | | | | | | | INACTIVE | | | | | | L | 31-32 |
| 2022 TOTALS | | 13-4 | 31 | 302 | 9.7 | 32 | 0 | 1 | 0 | 0.0 | 0 | 0 | 0 | 4-12-1 | |

+ - Overtime

2023 GAME-BY-GAME REGULAR-SEASON STATISTICS (COLTS)

| DATE | OPPONENT | P/S | RECEIVING | | | | | RUSHING | | | | | TD | W/L | SCORE |
|--------------------|------------|------------|-----------|------------|-------------|-----------|----------|------------------|----------|------------|----------|----------|----------|------------|--------|
| | | | NO. | YDS. | AVG. | LG | TD | NO. | YDS. | AVG. | LG | TD | | | |
| 09/10 | Jaguars | P | 4 | 39 | 9.8 | 14 | 0 | 0 | 0 | 0.0 | 0 | 0 | 0 | L | 21-31 |
| 09/17 | at Texans | S | 3 | 16 | 5.3 | 11 | 1 | 0 | 0 | 0.0 | 0 | 0 | 0 | W | 31-20 |
| 09/24 | at Ravens | P | 2 | 9 | 4.5 | 7 | 0 | 0 | 0 | 0.0 | 0 | 0 | 0 | W | 22-19+ |
| 10/01 | Rams | P | 2 | 24 | 12.0 | 17 | 0 | 0 | 0 | 0.0 | 0 | 0 | 0 | L | 23-29+ |
| 10/08 | Titans | P | 2 | 15 | 7.5 | 9 | 0 | 0 | 0 | 0.0 | 0 | 0 | 0 | W | 23-16 |
| 10/15 | at Jaguars | S | 3 | 67 | 22.3 | 45 | 0 | 0 | 0 | 0.0 | 0 | 0 | 0 | L | 20-37 |
| 10/22 | Browns | | | | | | | ON INACTIVE LIST | | | | | | L | 38-39 |
| 2023 TOTALS | | 6-2 | 16 | 170 | 10.6 | 45 | 1 | 0 | 0 | 0.0 | 0 | 0 | 0 | 3-4 | |

+ - Overtime

64 ARLINGTON HAMBRIGHT

GUARD



ARLINGTON HAMBRIGHT:
ORIGINALLY SIGNED TO THE COLTS
PRACTICE SQUAD ON SEPTEMBER 1, 2022.

6-5 • 300 LBS
NFL EXP: 2
(2ND YEAR WITH THE COLTS)
BORN: 1/30/96



COLLEGE:
COLORADO

4TH-AND-SHORT


- In his first three seasons, he appeared in nine games (one start) in his time with the Colts (2022) and Bears (2020-21).
- Spent his collegiate career at Colorado (2019), Oklahoma State (2017-18) and Garden City Community College (2015-16).
- Won the 2016 NJCAA National Championship.

NFL HIGHLIGHTS

- Has appeared in nine games (one start) in his time with the Colts (2022) and Chicago Bears (2020-21).
- In 2023, he was inactive in Week 2 and Week 3.
- Spent most of the 2022 season on the Colts practice squad.
- In 2021, he spent the majority of the season on Chicago's practice squad.
- As a rookie, he saw action in nine games (one start) and helped lead the way for David Montgomery to rush for over 1,000 yards.

COLLEGE HIGHLIGHTS

- Started all 16 games he appeared in at Colorado (2019) and Oklahoma State (2017-18). Also attended Garden City Community College from 2015-16.
- In 2019, he started 11 games and was named Pac-12 Offensive Lineman of the Week against Stanford.
- As a redshirt senior, he started five games at Oklahoma State. In those five games, the Cowboys averaged 43.3 points per game, 537.8 yards per game of total offense including 220.7 rushing yards per game.
- Redshirted the 2017 season.
- In 2016, he played for Garden City Community College and helped the team to an 11-0 record and led them to the NJCAA National Championship. The team averaged 194.8 rushing yards per game.
- As a freshman at Garden City CC, he was a part of an offense that averaged 321.2 yards per game. He also saw action on the defensive line.





PERSONAL

- Attended Belleville (Mich.) High School.
- Was rated at the No. 34 JUCO prospect by *Rivals*.
- As a senior, he played both offensive and defensive line in high school.
- Also competed in basketball.
- Graduated from Oklahoma State and pursued a graduate's degree from Colorado.
- A native of Ypsilanti, Mich.

ADDITIONAL TRANSACTIONS

- Signed by Indianapolis to a reserve/future contract on January 9, 2023.
- Signed to the Colts practice squad on September 20, 2022.
- Released from the Indianapolis practice squad on September 13, 2022
- Signed to the Colts practice squad on September 1, 2022.
- Waived by the New England Patriots on August 30, 2022.
- Signed by the Patriots to a reserve/future contract on January 18, 2022.
- Signed to the Chicago Bears practice squad on October 25, 2021.
- Signed to the Bears active roster from the practice squad on October 24, 2021.
- Signed to the Chicago practice squad on September 1, 2022.
- Waived by the Bears on August 31, 2022
- Selected by Chicago in the seventh round (226th overall) in the 2020 NFL Draft.

ARLINGTON HAMBRIGHT'S - NFL REGULAR SEASON STATISTICS

| DATE | TEAM | GP | GS |
|---|----------|----------|----------|
| 2020 | Bears | 9 | 1 |
| 2021 | Bears | 0 | 0 |
| 2022 | Patriots | 0 | 0 |
| Went from New England to Indianapolis . | | | |
| 2022 | Colts | 0 | 0 |
| 2022 | TOTAL | 0 | 0 |
| 2023 | Colts | 0 | 0 |
| TOTALS | | 9 | 1 |

ARLINGTON HAMBRIGHT'S - NFL POSTSEASON STATISTICS

| DATE | TEAM | GP | GS |
|---------------|-------|----------|----------|
| 2020 | Bears | 1 | 0 |
| TOTALS | | 1 | 0 |





2020 GAME-BY-GAME REGULAR-SEASON STATISTICS (BEARS)

| DATE | OPPONENT | P/S | | W/L | SCORE |
|--------------------|-------------|------------|----------|------------|--------|
| 09/13 | at Lions | | INACTIVE | W | 27-23 |
| 09/20 | Giants | | INACTIVE | W | 17-13 |
| 09/27 | at Falcons | | INACTIVE | W | 30-26 |
| 10/04 | Colts | | INACTIVE | L | 11-19 |
| 10/08 | Buccaneers | | INACTIVE | W | 20-19 |
| 10/18 | at Panthers | | INACTIVE | W | 23-16 |
| 10/26 | at Rams | | INACTIVE | L | 10-24 |
| 11/01 | Saints | P | | L | 23-26+ |
| 11/08 | at Titans | S | | L | 17-24 |
| 11/16 | Vikings | P | | L | 13-19 |
| 11/29 | at Packers | P | | L | 25-41 |
| 12/06 | Lions | P | | L | 30-34 |
| 12/13 | Texans | P | | W | 36-7 |
| 12/20 | at Vikings | P | | W | 33-27 |
| 12/27 | at Jaguars | P | | W | 41-17 |
| 01/03 | Packers | P | | L | 16-35 |
| 2020 TOTALS | | 9-1 | | 8-8 | |

+ - Overtime

2021 GAME-BY-GAME REGULAR-SEASON STATISTICS (BEARS)

| DATE | OPPONENT | P/S | | W/L | SCORE |
|--------------------|---------------|------------|----------------|-------------|-------|
| 09/12 | at Rams | | PRACTICE SQUAD | L | 14-34 |
| 09/19 | Bengals | | PRACTICE SQUAD | W | 20-17 |
| 09/26 | at Browns | | PRACTICE SQUAD | L | 6-26 |
| 10/03 | Lions | | PRACTICE SQUAD | W | 24-14 |
| 10/10 | at Raiders | | PRACTICE SQUAD | W | 20-9 |
| 10/17 | Packers | | PRACTICE SQUAD | L | 14-24 |
| 10/24 | at Buccaneers | | PRACTICE SQUAD | L | 3-38 |
| 10/31 | 49ers | | PRACTICE SQUAD | L | 22-33 |
| 11/08 | at Steelers | | PRACTICE SQUAD | L | 27-29 |
| 11/21 | Ravens | | PRACTICE SQUAD | L | 13-16 |
| 11/25 | at Lions | | PRACTICE SQUAD | W | 16-14 |
| 12/05 | Cardinals | | PRACTICE SQUAD | L | 22-33 |
| 12/12 | at Packers | | PRACTICE SQUAD | L | 30-45 |
| 12/20 | Vikings | | PRACTICE SQUAD | L | 9-17 |
| 12/26 | at Seahawks | | PRACTICE SQUAD | W | 25-24 |
| 01/02 | Giants | | PRACTICE SQUAD | W | 29-3 |
| 01/09 | at Vikings | | PRACTICE SQUAD | L | 17-31 |
| 2021 TOTALS | | 0-0 | | 6-11 | |

2022 GAME-BY-GAME REGULAR-SEASON STATISTICS (PATRIOTS/COLTS)

| DATE | OPPONENT | P/S | | W/L | SCORE |
|--------------------|-------------|------------|---|-------------|--------|
| 09/11 | at Dolphins | | DID NOT PLAY | L | 7-20 |
| 09/18 | at Jaguars | | Went from Patriots to Colts . | | |
| 09/25 | Chiefs | | NOT ON ROSTER | L | 0-24 |
| 10/02 | Titans | | PRACTICE SQUAD | W | 20-17 |
| 10/06 | at Broncos | | PRACTICE SQUAD | L | 17-24 |
| 10/16 | Jaguars | | PRACTICE SQUAD | W | 12-9+ |
| 10/23 | at Titans | | PRACTICE SQUAD | W | 34-27 |
| 10/30 | Commanders | | PRACTICE SQUAD | L | 10-19 |
| 11/06 | at Patriots | | PRACTICE SQUAD | L | 16-17 |
| 11/13 | at Raiders | | PRACTICE SQUAD | L | 3-26 |
| 11/20 | Eagles | | PRACTICE SQUAD | W | 25-20 |
| 11/28 | Steelers | | PRACTICE SQUAD | L | 16-17 |
| 12/04 | at Cowboys | | PRACTICE SQUAD | L | 17-24 |
| 12/17 | at Vikings | | PRACTICE SQUAD | L | 19-54 |
| 12/26 | Chargers | | PRACTICE SQUAD | L | 36-39+ |
| 01/01 | at Giants | | PRACTICE SQUAD | L | 3-20 |
| 01/08 | Texans | | PRACTICE SQUAD | L | 10-38 |
| 2022 TOTALS | | 0-0 | | 4-13 | |

+ - Overtime



@p.o.ps13



2023 GAME-BY-GAME REGULAR-SEASON STATISTICS (COLTS)

| DATE | OPPONENT | P/S | | W/L | SCORE |
|-------------|------------|-----|---------------------------|-----|--------|
| 09/10 | Jaguars | | PRACTICE SQUAD | L | 21-31 |
| 09/17 | at Texans | | INACTIVE | W | 31-20 |
| 09/24 | at Ravens | | INACTIVE | W | 22-19+ |
| 10/01 | Rams | | DID NOT PLAY (NON-INJURY) | L | 23-29+ |
| 10/08 | Titans | | DID NOT PLAY (NON-INJURY) | W | 23-16 |
| 10/15 | at Jaguars | | DID NOT PLAY (NON-INJURY) | L | 20-37 |
| 10/22 | Browns | | DID NOT PLAY (NON-INJURY) | L | 38-39 |
| 2023 TOTALS | | 0-0 | | 3-4 | |

+ - Overtime

2020 GAME-BY-GAME POSTSEASON STATISTICS (BEARS)

| DATE | OPPONENT | P/S | | W/L | SCORE |
|-------------|-----------|-----|--|-----|-------|
| 01/10 | at Saints | P | | L | 9-21 |
| 2020 TOTALS | | 1-0 | | 0-1 | |



93 ERIC JOHNSON II

DEFENSIVE TACKLE



ERIC JOHNSON II: SELECTED BY THE COLTS IN THE FIFTH ROUND (159TH OVERALL) OF THE 2022 NFL DRAFT.

6-4 • 299 LBS
NFL EXP: 2
(2ND YEAR WITH THE COLTS)
BORN: 7/16/98



COLLEGE:
MISSOURI STATE

4TH-AND-SHORT

- In his rookie season, he appeared in 14 games and compiled three tackles (one solo) and one fumble recovery.
- Was named Second Team All-Missouri Valley Football Conference twice in his career (2020, 2021).
- His father, Eric Johnson, was an All-MVFC defensive lineman at Illinois State in 1996 and participated in training camp with the New York Jets in 1997. He played professionally in the CFL, XFL and indoor football league for 10 seasons.

FOLLOWING DAD'S LEAD

Eric Johnson II's father gave him the blueprint for a successful football career. Eric Johnson was an All-MVFC defensive lineman at Illinois State in 1996 and participated in training camp with the New York Jets in 1997. He played professionally in the CFL, XFL and Indoor Football League for 10 seasons. Johnson II earned all-conference honors as a junior in high school, but saw his production soar after his dad decided to join the coaching staff and coach him and the defensive line. Johnson II took all of his dad's advice and finished with 17.0 sacks en route to an opportunity at Missouri State and then becoming the first defensive player selected in the NFL Draft in school history.

NFL HIGHLIGHTS

- In two seasons (2022-23) with the Colts, he has played in 21 games and has totaled 10 tackles (four solo), 1.0 tackle for loss and one fumble recovery.
- Has appeared in all seven games in 2023 and has recorded seven tackles (three solo) and 1.0 tackle for loss.
- In 2022, he appeared in 14 games and compiled three tackles (one solo) and one fumble recovery.





COLLEGE HIGHLIGHTS

- Appeared in 55 games (47 starts) at Missouri State (2016-21) and compiled 131 tackles (56 solo), 19.5 tackles for loss, 6.5 sacks, two forced fumbles, three fumble recoveries, two passes defended, two blocked field goals and two blocked extra points. Played in a school-record 55 consecutive games as a five-year starter.
- In 2021, he earned Second Team All-MVFC honors after he started all 12 games and compiled 43 tackles (19 solo), 6.5 tackles for loss, 1.5 sacks, two passes defended, one forced fumble, one fumble recovery and two blocked extra points.
- Started 10 games in 2020 and registered 27 tackles (15 solo), 6.0 tackles for loss, 1.5 sacks, one fumble recovery and one blocked field goal. Earned Second Team All-MVFC honors.
- In 2019, he played in all 11 games (seven starts) and finished with 18 tackles (three solo).
- Saw action in all 11 games (nine starts) in 2018 and registered 25 tackles (13 solo), 4.0 tackles for loss, 2.5 sacks, one forced fumble, one fumble recovery and one blocked field goal.
- In 2017, he played in all 11 games (nine starts) and tallied 18 tackles (six solo), 3.0 tackles for loss and 1.0 sack.
- Redshirted the 2016 season.

PERSONAL

- Attended Plainfield South (Ill.) High School.
- Compiled 29.0 tackles for loss and 17.0 sacks for the Cougars en route to earning his second straight all-conference recognition in 2015.
- Successful wrestler, who finished second at the 2015 IHSA Class 3A state tournament and carried the top ranking in his weight class into his senior year.
- Also lettered in track.
- Participated in the NFLPA Collegiate Bowl and Senior Bowl.
- His father, Eric Johnson, was an All-MVFC defensive lineman at Illinois State in 1996 and participated in training camp with the New York Jets in 1997. He played professionally in the CFL, XFL and Indoor Football League for 10 seasons.
- His younger brother, Marcellus played offensive line at Eastern Michigan (2018-22).
- Born in Normal, Ill. and raised in Plainfield, Ill.

ERIC JOHNSON II'S - NFL REGULAR SEASON STATISTICS

| 2022-2023 Colts Season Statistics | | | | | | | | | | | | | | | | | | | | | | | | | | |
|-----------------------------------|-------|----|----|---------|---|---|-----|-----|-----|-----|-----|---------------|-----|----|----|----|---------|----|----|-----|----|---|---|----|------|---|
| Date | Team | GP | GS | Tackles | | | | | | | | Interceptions | | | | | Fumbles | | | | ST | | | | Misc | |
| | | | | TK | S | A | TFL | YDS | SK | YDS | QBH | NO | YDS | LG | TD | PD | FF | FR | TD | YDS | TK | S | A | FF | FR | S |
| 2022 | Colts | 14 | 0 | 3 | 1 | 2 | 0 | 0 | 0.0 | 0.0 | 0 | 0 | 0 | 0 | 0 | 0 | 1 | 0 | 0 | 0 | 0 | 0 | 0 | 0 | 0 | 0 |
| 2023 | Colts | 7 | 0 | 7 | 3 | 4 | 1 | 1 | 0.0 | 0.0 | 1 | 0 | 0 | 0 | 0 | 0 | 0 | 0 | 0 | 0 | 0 | 0 | 0 | 0 | 0 | 0 |
| TOTALS | | 21 | 0 | 10 | 4 | 6 | 1 | 1 | 0.0 | 0.0 | 1 | 0 | 0 | 0 | 0 | 0 | 1 | 0 | 0 | 0 | 0 | 0 | 0 | 0 | 0 | 0 |

SINGLE-GAME HIGHS: DEFENSIVE

Total Tackles 2 vs. Jacksonville Jaguars, Sep 10, 2023
...1 more at 2.

Solo Tackles 1 vs. Los Angeles Rams, Oct 01, 2023
...2 more at 1.



2022 GAME-BY-GAME REGULAR-SEASON STATISTICS (COLTS)

| DATE | OPPONENT | P/S | TACKLES | | | | | | | INTERCEPTIONS | | | | | FUMBLES | | | ST | | | MISC | | W/L | SCORE | | | | |
|-------------|-------------|------|---------|---|---|-----|-----|-----|-----|---------------|----------|-----|----|----|---------|----|----|----|-----|----|------|---|-----|-------|----|----|--------|-------|
| | | | TK | S | A | SK | YDS | TFL | YDS | QBH | NO | YDS | LG | TD | PD | FF | FR | TD | YDS | TK | S | A | | | FF | FR | S | A |
| 09/11 | at Texans | P | 0 | 0 | 0 | 0.0 | 0.0 | 0 | 0 | 0 | 0 | 0 | 0 | 0 | 0 | 0 | 0 | 0 | 0 | 0 | 0 | 0 | 0 | 0 | 0 | T | 20-20 | |
| 09/18 | at Jaguars | P | 0 | 0 | 0 | 0.0 | 0.0 | 0 | 0 | 0 | 0 | 0 | 0 | 0 | 0 | 0 | 0 | 0 | 0 | 0 | 0 | 0 | 0 | 0 | 0 | L | 0-24 | |
| 09/25 | Chiefs | P | 0 | 0 | 0 | 0.0 | 0.0 | 0 | 0 | 0 | 0 | 0 | 0 | 0 | 0 | 0 | 0 | 0 | 0 | 0 | 0 | 0 | 0 | 0 | 0 | W | 20-17 | |
| 10/02 | Titans | P | 0 | 0 | 0 | 0.0 | 0.0 | 0 | 0 | 0 | 0 | 0 | 0 | 0 | 0 | 0 | 0 | 0 | 0 | 0 | 0 | 0 | 0 | 0 | 0 | L | 17-24 | |
| 10/06 | at Broncos | P | 0 | 0 | 0 | 0.0 | 0.0 | 0 | 0 | 0 | 0 | 0 | 0 | 0 | 0 | 0 | 0 | 0 | 0 | 0 | 0 | 0 | 0 | 0 | 0 | W | 12-9+ | |
| 10/16 | Jaguars | | | | | | | | | | INACTIVE | | | | | | | | | | | | | | | | W | 34-27 |
| 10/23 | at Titans | | | | | | | | | | INACTIVE | | | | | | | | | | | | | | | | L | 10-19 |
| 10/30 | Commanders | P | 0 | 0 | 0 | 0.0 | 0.0 | 0 | 0 | 0 | 0 | 0 | 0 | 0 | 0 | 0 | 0 | 0 | 0 | 0 | 0 | 0 | 0 | 0 | 0 | L | 16-17 | |
| 11/06 | at Patriots | P | 0 | 0 | 0 | 0.0 | 0.0 | 0 | 0 | 0 | 0 | 0 | 0 | 0 | 0 | 0 | 0 | 0 | 0 | 0 | 0 | 0 | 0 | 0 | 0 | L | 3-26 | |
| 11/13 | at Raiders | P | 1 | 0 | 1 | 0.0 | 0.0 | 0 | 0 | 0 | 0 | 0 | 0 | 0 | 0 | 0 | 0 | 0 | 0 | 0 | 0 | 0 | 0 | 0 | 0 | W | 25-20 | |
| 11/20 | Eagles | P | 0 | 0 | 0 | 0.0 | 0.0 | 0 | 0 | 0 | 0 | 0 | 0 | 0 | 0 | 1 | 0 | 0 | 0 | 0 | 0 | 0 | 0 | 0 | 0 | L | 16-17 | |
| 11/28 | Steelers | P | 2 | 1 | 1 | 0.0 | 0.0 | 0 | 0 | 0 | 0 | 0 | 0 | 0 | 0 | 0 | 0 | 0 | 0 | 0 | 0 | 0 | 0 | 0 | 0 | L | 17-24 | |
| 12/04 | at Cowboys | P | 0 | 0 | 0 | 0.0 | 0.0 | 0 | 0 | 0 | 0 | 0 | 0 | 0 | 0 | 0 | 0 | 0 | 0 | 0 | 0 | 0 | 0 | 0 | 0 | L | 19-54 | |
| 12/17 | at Vikings | P | 0 | 0 | 0 | 0.0 | 0.0 | 0 | 0 | 0 | 0 | 0 | 0 | 0 | 0 | 0 | 0 | 0 | 0 | 0 | 0 | 0 | 0 | 0 | 0 | L | 36-39+ | |
| 12/26 | Chargers | P | 0 | 0 | 0 | 0.0 | 0.0 | 0 | 0 | 0 | 0 | 0 | 0 | 0 | 0 | 0 | 0 | 0 | 0 | 0 | 0 | 0 | 0 | 0 | 0 | L | 3-20 | |
| 01/01 | at Giants | | | | | | | | | | INACTIVE | | | | | | | | | | | | | | | | L | 10-38 |
| 01/08 | Texans | P | 0 | 0 | 0 | 0.0 | 0.0 | 0 | 0 | 0 | 0 | 0 | 0 | 0 | 0 | 0 | 0 | 0 | 0 | 0 | 0 | 0 | 0 | 0 | 0 | L | 31-32 | |
| 2022 TOTALS | | 14-0 | 3 | 1 | 2 | 0.0 | 0.0 | 0 | 0 | 0 | 0 | 0 | 0 | 0 | 0 | 1 | 0 | 0 | 0 | 0 | 0 | 0 | 0 | 0 | 0 | 0 | 4-12-1 | |

+ - Overtime

2023 GAME-BY-GAME REGULAR-SEASON STATISTICS (COLTS)

| DATE | OPPONENT | P/S | TACKLES | | | | | | | INTERCEPTIONS | | | | | FUMBLES | | | ST | | | MISC | | W/L | SCORE | | | |
|-------------|------------|-----|---------|---|---|-----|-----|-----|-----|---------------|----|-----|----|----|---------|----|----|----|-----|----|------|---|-----|-------|----|-----|--------|
| | | | TK | S | A | SK | YDS | TFL | YDS | QBH | NO | YDS | LG | TD | PD | FF | FR | TD | YDS | TK | S | A | | | FF | FR | S |
| 09/10 | Jaguars | P | 2 | 1 | 1 | 0.0 | 0.0 | 0 | 0 | 0 | 0 | 0 | 0 | 0 | 0 | 0 | 0 | 0 | 0 | 0 | 0 | 0 | 0 | 0 | 0 | L | 21-31 |
| 09/17 | at Texans | P | 1 | 0 | 1 | 0.0 | 0.0 | 0 | 0 | 1 | 0 | 0 | 0 | 0 | 0 | 0 | 0 | 0 | 0 | 0 | 0 | 0 | 0 | 0 | 0 | W | 31-20 |
| 09/24 | at Ravens | P | 0 | 0 | 0 | 0.0 | 0.0 | 0 | 0 | 0 | 0 | 0 | 0 | 0 | 0 | 0 | 0 | 0 | 0 | 0 | 0 | 0 | 0 | 0 | 0 | W | 22-19+ |
| 10/01 | Rams | P | 1 | 1 | 0 | 0.0 | 0.0 | 0 | 0 | 0 | 0 | 0 | 0 | 0 | 0 | 0 | 0 | 0 | 0 | 0 | 0 | 0 | 0 | 0 | 0 | L | 23-29+ |
| 10/08 | Titans | P | 1 | 0 | 1 | 0.0 | 0.0 | 0 | 0 | 0 | 0 | 0 | 0 | 0 | 0 | 0 | 0 | 0 | 0 | 0 | 0 | 0 | 0 | 0 | 0 | W | 23-16 |
| 10/15 | at Jaguars | P | 1 | 1 | 0 | 0.0 | 0.0 | 1 | 1 | 0 | 0 | 0 | 0 | 0 | 0 | 0 | 0 | 0 | 0 | 0 | 0 | 0 | 0 | 0 | 0 | L | 20-37 |
| 10/22 | Browns | P | 1 | 0 | 1 | 0.0 | 0.0 | 0 | 0 | 0 | 0 | 0 | 0 | 0 | 0 | 0 | 0 | 0 | 0 | 0 | 0 | 0 | 0 | 0 | 0 | L | 38-39 |
| 2023 TOTALS | | 7-0 | 7 | 3 | 4 | 0.0 | 0.0 | 1 | 1 | 1 | 0 | 0 | 0 | 0 | 0 | 0 | 0 | 0 | 0 | 0 | 0 | 0 | 0 | 0 | 0 | 3-4 | |

+ - Overtime

40 JAYLON JONES

CORNERBACK



JAYLON JONES: SELECTED BY THE COLTS IN THE SEVENTH ROUND (221ST OVERALL) OF THE 2023 NFL DRAFT.

6-2 • 203 LBS
NFL EXP: ROOKIE
BORN: 4/3/02

ATM COLLEGE:
TEXAS A&M

4TH-AND-SHORT

- Started all 32 games he saw action in at Texas A&M (2020-22) and totaled 98 tackles (72 solo), 2.0 tackles for loss, 17 passes defended, three interceptions and one fumble recovery.
- Two-time Aggie Team Defense Attitude Award winner (2021-22).
- His father, Virgil, served in the Navy and his mother, Alisha, is a Navy veteran as well.

MILITARY FAMILY

Jones comes from a military family and credits his parents' military background for being disciplined in every aspect of his life. His father, Virgil, is a retired Navy chief petty officer first class and his mother Alisha is a Navy veteran and a business analyst with the U.S. Army Installation Command at Fort Sam Houston in San Antonio. The military lifestyle allowed Jones to spend parts of his childhood in Miami and Japan before settling in Texas. In May of 2022, Jones hosted a football camp for kids aged seven through fourteen at Fort Hood to give back to military kids.

NFL HIGHLIGHTS

- In 2023, he has appeared in all seven games (one start) and has tallied four tackles (two solo) and one special teams stop. In Week 5 vs. TEN, he made his first career start and collected two tackles (one solo).





COLLEGE HIGHLIGHTS

- Started all 32 games he saw action in at Texas A&M (2020-22) and totaled 98 tackles (72 solo), 2.0 tackles for loss, 17 passes defended, three interceptions and one fumble recovery. Two-time Aggie Team Defense Attitude Award winner (2021-22).
- In 2022, he started all 10 games he appeared in and tallied 33 tackles (27 solo), two passes defended and one fumble recovery. Named the team's Aggie Team Defense Attitude Award winner. Against Alabama, he compiled three solo tackles and one fumble recovery. In the season opener against Miami (FL), he registered a season-high nine tackles (eight solo) and one pass defended.
- As a sophomore, he started all 12 games and recorded 35 tackles (23 solo), 1.0 tackle for loss, eight passes defended and a team-high two interceptions. Selected as the team's Aggie Team Defense Attitude Award winner. Registered two passes defended and an interception in a win against No. 12 Auburn. In a win against No. 1 Alabama, he tallied five tackles (two solo).
- In 2020, he started all 10 games he saw action in and accumulated 30 tackles (22 solo), 1.0 tackle for loss, seven passes defended and one interception. Led the team in passes defended. In his first start, he finished with six tackles in a win against Vanderbilt. In a win against South Carolina, he tallied two passes defended.

PERSONAL

- Attended Steele High School and was coached by David Saenz.
- Named an Under Armour All-America choice.
- Rated the No. 2 recruit in Texas and was the No. 1 safety in the nation in the 2020 class.
- As a senior, he played both ways and was a second team all-state honoree after he finished with 34 tackles, four interceptions and two forced fumbles while also adding 30 receptions for 549 yards and five touchdowns.
- Earned first team all-district honors as a junior after he tallied 36 tackles, seven passes defended and one forced fumble.
- Also lettered in track and was part of a 4x200 relay team that made it to the state championships in 2019.
- His father, Virgil, served in the Navy and his mother, Alisha, is a Navy veteran as well.
- A native of Cibolo, Texas.

JAYLON JONES' - NFL REGULAR SEASON STATISTICS

| | | | | TACKLES | | | | | | | | INTERCEPTIONS | | | | | | FUMBLES | | | | ST | | | | MISC | | |
|--------|-------|----|----|---------|---|---|-----|-----|-----|-----|-----|---------------|-----|----|----|----|----|---------|----|-----|----|----|---|----|----|------|---|---|
| DATE | TEAM | GP | GS | TK | S | A | TFL | YDS | SK | YDS | QBH | NO | YDS | LG | TD | PD | FF | FR | TD | YDS | TK | S | A | FF | FR | S | A | |
| 2023 | Colts | 7 | 1 | 4 | 2 | 2 | 0 | 0 | 0.0 | 0.0 | 0 | 0 | 0 | 0 | 0 | 0 | 0 | 0 | 0 | 0 | 0 | 1 | 1 | 0 | 0 | 0 | 0 | 0 |
| TOTALS | | 7 | 1 | 4 | 2 | 2 | 0 | 0 | 0.0 | 0.0 | 0 | 0 | 0 | 0 | 0 | 0 | 0 | 0 | 0 | 0 | 0 | 1 | 1 | 0 | 0 | 0 | 0 | 0 |

SINGLE-GAME HIGHS: DEFENSIVE

Total Tackles 2 vs. Tennessee Titans, Oct 08, 2023

Solo Tackles 1 vs. Tennessee Titans, Oct 08, 2023

2023 GAME-BY-GAME REGULAR-SEASON STATISTICS (COLTS)

| DATE | OPPONENT | P/S | TACKLES | | | | | | YDS | QBH | INTERCEPTIONS | | | | FUMBLES | | | | ST | | | MISC | | | W/L | SCORE |
|-------------|------------|-----|---------|---|---|-----|-----|-----|-----|-----|---------------|-----|----|----|---------|----|----|----|-----|----|---|------|----|---|-----|--------|
| | | | TK | S | A | SK | YDS | TFL | | | NO | YDS | LG | TD | PD | FF | FR | TD | YDS | TK | S | A | FF | S | A | |
| 09/10 | Jaguars | P | 0 | 0 | 0 | 0.0 | 0.0 | 0 | 0 | 0 | 0 | 0 | 0 | 0 | 0 | 0 | 0 | 0 | 0 | 0 | 0 | 0 | 0 | 0 | L | 21-31 |
| 09/17 | at Texans | P | 0 | 0 | 0 | 0.0 | 0.0 | 0 | 0 | 0 | 0 | 0 | 0 | 0 | 0 | 0 | 0 | 0 | 0 | 0 | 0 | 0 | 0 | 0 | W | 31-20 |
| 09/24 | at Ravens | P | 0 | 0 | 0 | 0.0 | 0.0 | 0 | 0 | 0 | 0 | 0 | 0 | 0 | 0 | 0 | 0 | 0 | 0 | 1 | 1 | 0 | 0 | 0 | W | 22-19+ |
| 10/01 | Rams | P | 0 | 0 | 0 | 0.0 | 0.0 | 0 | 0 | 0 | 0 | 0 | 0 | 0 | 0 | 0 | 0 | 0 | 0 | 0 | 0 | 0 | 0 | 0 | L | 23-29+ |
| 10/08 | Titans | S | 2 | 1 | 1 | 0.0 | 0.0 | 0 | 0 | 0 | 0 | 0 | 0 | 0 | 0 | 0 | 0 | 0 | 0 | 0 | 0 | 0 | 0 | 0 | W | 23-16 |
| 10/15 | at Jaguars | P | 1 | 1 | 0 | 0.0 | 0.0 | 0 | 0 | 0 | 0 | 0 | 0 | 0 | 0 | 0 | 0 | 0 | 0 | 0 | 0 | 0 | 0 | 0 | L | 20-37 |
| 10/22 | Browns | P | 1 | 0 | 1 | 0.0 | 0.0 | 0 | 0 | 0 | 0 | 0 | 0 | 0 | 0 | 0 | 0 | 0 | 0 | 0 | 0 | 0 | 0 | 0 | L | 38-39 |
| 2023 TOTALS | | 7-1 | 4 | 2 | 2 | 0.0 | 0.0 | 0 | 0 | 0 | 0 | 0 | 0 | 0 | 0 | 0 | 0 | 0 | 0 | 1 | 1 | 0 | 0 | 0 | 0 | 3-4 |

+ - Overtime

78 RYAN KELLY

CENTER

AP
PRO BOWLER
'20

Q
'19

Q
'20

Q
'21



RYAN KELLY: SELECTED BY THE COLTS IN THE FIRST ROUND (18TH OVERALL) OF THE 2016 NFL DRAFT.

6-4 • 307 LBS
NFL EXP: 8
(8TH YEAR WITH THE COLTS)
BORN: 5/30/93



COLLEGE:
ALABAMA

4TH-AND-SHORT

- In his first seven seasons, he started all 97 games he has completed in.
- 3x Pro Bowler (2019, 2020, 2021).
- 1x All-Pro Selection (2020, Second Team).

DOWN THE STRETCH

Favorite team and/or athlete outside of football: Cincinnati Reds and Nashville Predators

Favorite musician and/or song: George Strait - "Clear Blue Sky"

Hobbies outside of football: Golfing, fishing and hunting

If you could have lunch with someone, living or dead, who would it be: Johnny Cash

What is your pregame ritual: I get to the stadium a little early, I drink a 20-ounce coffee. Kind of relax a little bit, and then I start getting treatment. I'll listen to music until about five minutes before.

What's on your bucket list: I always wanted to go to Ireland. One of my uncles actually went over there and met some of our distant cousins through Ancestry.com. I always wanted to do that. And then, honestly, I eventually just want to have a farm with a pond and do whatever I want.

What was your "welcome to the NFL" moment: My rookie year, preseason, I was blocking the Eagles front seven. I was trying to block Fletcher Cox and all these big name dudes, and I was kind of holding my own. Then you kind of learn how more relaxed preseason is than the actual season, but that was a cool moment for me playing against a lot of guys that I've been watching since I was a kid.

Who was your mentor: Bob Odum was my offensive line coach in high school. He ultimately made me move from guard to center, so I have a lot to thank him for. He taught me how to lift weights, how to play with strength and how to play bigger than what you actually are.

What is the best piece of advice you have received: "What you do speaks so loudly that I can't hear what you say." And that's from Nick Saban. He uses that all the time. I love that piece.



X @RYAN_KELLY70

@RYANKELLY70



PRO BOWLER RYAN KELLY

Kelly was named to Pro Bowl in 2019, 2020 and 2021. He joined guard Quenton Nelson in all three all-star games and they became the first Indianapolis offensive linemen to be represented in three consecutive Pro Bowls since 1987-89 (Ray Donaldson and Chris Hinton).



In 2016, Kelly became the first center selected by Indianapolis in the first round of any NFL Draft. He was 1-of-11 rookies in the NFL to start all 16 games and was 1-of-2 rookie centers to start every contest. Kelly joined Steve McKinney (1998, LG), Tarik Glenn (1997, RG), Adam Meadows (1997, LT) and Ron Solt (1984, RG) as the only Colts offensive linemen to start all 16 games as a rookie. Quenton Nelson joined the group during the 2018 season. Kelly is also the only Colts center to start all 16 games as a rookie in team history.



THREE-TIME NATIONAL CHAMPION

2015

With Alabama from 2011-15, Kelly was part of three Crimson Tide national championships. Kelly won BCS Championships as a redshirt freshman in 2011 and again the following season where he competed in 10 games. Kelly and Alabama were College Football Playoff National Champions in 2015 concluding his career with the Crimson Tide.

CONCERNS OF POLICE SURVIVORS

Ryan was raised in a police family. His father, Dave, served on the force for nearly 30 years. "I grew up in that community, met a lot of great people in that community and also have seen the struggle," Ryan said. "It's the toughest job that you could have right now." This first-hand experience inspired Ryan to get involved with the Concerns of Police Survivors organization. He has promoted the group through the NFL's My Cause My Cleats initiative in five of his seasons (2017-21) and was a guest speaker at the Indiana chapter's 2018 banquet. "Any time they can get good exposure in the media, I think that helps them out a lot. For those men and women who have laid their lives on the line, I just want to give back for them."

FOOTBALL IN THE FAMILY

Ryan's brother, Mike, attended the Naval Academy and competed as a linebacker on the football team. Following the 2016 season, he became a commissioned Second Lieutenant in the United States Marine Corps.





NFL HIGHLIGHTS

- In eight seasons with the Colts, has started all 102 games he has played in at center. Has started three postseason contests.
- In 2023, he has started five games at center. In Week 2 at HOU, he started at center for an offensive line that did not allow a sack. In Week 5 vs. TEN, he started at center for a line that paved the way for Zack Moss to rush for 165 yards and two touchdowns.
- He started all 17 games at center in 2022 and helped Jonathan Taylor rush for 161 yards in Week 1 at Houston. In Week 6 vs. Jacksonville, he was part of an offensive line that did not allow a sack in 58 pass attempts, which marks the most pass attempts in franchise history without allowing a sack. In Week 10 at Las Vegas, he was part of an offensive line that paved the way for the Colts to rush for 207 yards.
- In 2021, he garnered Pro Bowl honors after he started 14 games and helped pave the way for seven of Jonathan Taylor's 100-yard rushing games. He helped block for Taylor, who led the NFL in rushing yards and rushing touchdowns
- Earned Associated Press Second Team All-Pro and PFWA All-AFC Team honors after he started 15 games in 2020 and helped the offensive line allow zero sacks in four different games. He was selected to his second consecutive Pro Bowl. In Week 6 vs. Cincinnati, he helped block for Philip Rivers, who threw for a season-best 371 yards. In Week 14 at Las Vegas, he helped the offense allow zero sacks and the offense rush for 212 yards. In Week 17 vs. Jacksonville, he helped pave the way for Jonathan Taylor who rushed for a franchise-record 253 yards. Started one postseason game and helped the offensive line not allow a sack.
- Started all 16 games in 2019 and was named to his first career Pro Bowl after he helped Marlon Mack become the first Colts 1,000-yard single-season rusher since 2016. In Week 1, he helped Mack rush for a career-high 174 yards. In Week 11 vs. Jacksonville, he helped the Colts rush for 264 yards, which is the 12th-highest total in team history and the most for the Colts since 11/21/04 against Chicago (275).
- Started 12 games in 2018 and was part of an offensive line that ranked first in the NFL in fewest sacks allowed. He helped protect Andrew Luck during a 464-yard, four touchdown performance in Week 4. In Weeks 7 and 8, he started both games and helped the Colts rush for over 200 yards in back-to-back games, which was the first time in the same season since 1985. Was part of an offensive line that didn't allow a sack in five straight games, which tied the New York Giants (2010) and Tennessee Titans (2008) for the third-longest streak since 1982. Started two postseason games and helped the Colts rush for a postseason franchise-record 200 yards during AFC Wild Card weekend.
- In 2017, started all seven games he competed in at center and was inactive for another nine contests. Blocked for a Colts offense that averaged 284.6 yards per game as Jacoby Brissett threw for 3,098 yards and

NFL HIGHLIGHTS CONT...

- 13 touchdowns. Placed on Injured Reserve on December 18, 2017.
- Started all 16 games at center in his rookie season and blocked for a Colts offense that ranked tied for fifth in the NFL in passing yards per game (262.6), seventh in points scored (397) and 10th in yards per game (364.4). Opened rushing lanes for running back Frank Gore who logged the team's first 1,000-yard rushing season since 2007.
- Was 1-of-11 rookies in the NFL to start all 16 games, 1-of-5 rookie offensive linemen to start all 16 and 1-of-2 rookie centers to start all 16.
- Joined Steve McKinney (1998, LG), Tarik Glenn (1997, RG), Adam Meadows (1997, LT) and Ron Solt (1984, RG) as the only Colts offensive linemen to start all 16 games as a rookie. He is also the only Colts center to start all 16 games as a rookie.

COLLEGE HIGHLIGHTS

- Played in 46 games (36 starts) at the University of Alabama where he was a three-year starter at center and helped lead the Crimson Tide to the 2015 National Championship.
- Did not allow a sack during his final two seasons while missing just 15 assignments on 1,818 snaps during that span.
- Was named the Rimington Trophy Award winner, given annually to the nation's top center, following his senior season.
- As a senior team captain, started all 15 games for the National Champion Crimson Tide.
- Was a consensus First Team All-America selection earning first-team honors from Walter Camp, *USA Today*, *Sporting News*, FWA and the AFCA.
- Named Second Team Associated Press All-America and was named to the All-SEC first-team by conference coaches and the AP.
- Received the Jacobs Blocking Trophy, which is given to the conference's top lineman.
- Named SEC Scholar Athlete of the Year.
- Was named a semifinalist for the Outland Trophy, which is given to the nation's top interior lineman and a semifinalist for the Campbell Award.
- Started 12 games as a junior including the SEC Championship and College Football Playoff games on an offensive line that allowed just 16.0 sacks on the year ranking second in the conference and 14th nationally.
- Started nine games in 2013 and was part of an offensive line that ranked 23rd nationally and fourth in the SEC for fewest sacks allowed per game (1.31). Blocked for 205.6 rushing yards per game (25th-most nationally) and 454.1 total yards per game (33rd-most nationally) that ranked as the second-most in a single season in Crimson Tide history.
- Saw action in 10 games coming off the bench as a redshirt freshman.
- Named to the SEC All-Freshman team.
- Redshirted as a true freshman in 2011.



PERSONAL

- Attended Lakota West High School in West Chester, Ohio where he was named an Under Armour All-America choice and was rated the No. 2 center by *Scout.com*, the No. 4 center by ESPNU and the No. 6 center by *Rivals.com*.
- As a senior, was named a Third Team Division 1 All-Ohio selection.
- Was an all-conference and all-city first-team choice as a junior in 2009.
- Visited Kokomo, Ind. following tornadoes that hit the area in 2016, met with locals and helped load donated food working with the Red Cross.
- Distributed backpacks full of books to foster children as part of the Colts Books for Youth event.
- Sang carols and distributed gifts to patients at Riley Hospital during the holidays.
- Earned his bachelor's degree in business management and his master's degree in marketing from Alabama.
- Participated in the NFL's My Cause My Cleats initiative and represented C.O.P.S. – Concerns of Police Survivors (2018-21) and Count the Kicks (2022).
- In 2020, he volunteered at a Colts' mobile pantry distribution as part of the No One Runs on Empty program.
- Participated in Caroling for Riley Hospital for Children in 2019.
- Married to his wife, Emma.
- A native of West Chester, Ohio.

RYAN KELLY'S - NFL REGULAR SEASON STATISTICS

| DATE | TEAM | GP | GS |
|---------------|-------|------------|------------|
| 2016 | Colts | 16 | 16 |
| 2017 | Colts | 7 | 7 |
| 2018 | Colts | 12 | 12 |
| 2019 | Colts | 16 | 16 |
| 2020 | Colts | 15 | 15 |
| 2021 | Colts | 14 | 14 |
| 2022 | Colts | 17 | 17 |
| 2023 | Colts | 5 | 5 |
| TOTALS | | 102 | 102 |

RYAN KELLY'S - NFL POSTSEASON STATISTICS

| DATE | TEAM | GP | GS |
|---------------|-------|----------|----------|
| 2018 | Colts | 2 | 2 |
| 2020 | Colts | 1 | 1 |
| TOTALS | | 3 | 3 |



2016 GAME-BY-GAME REGULAR-SEASON STATISTICS (COLTS)

| DATE | OPPONENT | P/S | W/L | SCORE |
|--------------------|--------------|-----|------------|--------|
| 09/11 | Lions | S | L | 35-39 |
| 09/18 | at Broncos | S | L | 20-34 |
| 09/25 | Chargers | S | W | 26-22 |
| 10/02 | at Jaguars | S | L | 27-30 |
| 10/09 | Bears | S | W | 29-23 |
| 10/16 | at Texans | S | L | 23-26+ |
| 10/23 | at Titans | S | W | 34-26 |
| 10/30 | Chiefs | S | L | 14-30 |
| 11/06 | at Packers | S | W | 31-26 |
| 11/20 | Titans | S | W | 24-17 |
| 11/24 | Steelers | S | L | 7-28 |
| 12/05 | at Jets | S | W | 41-10 |
| 12/11 | Texans | S | L | 17-22 |
| 12/18 | at Vikings | S | W | 34-6 |
| 12/24 | at Raiders | S | L | 25-33 |
| 01/01 | Jaguars | S | W | 24-20 |
| 2016 TOTALS | 16-16 | | 8-8 | |

+ - Overtime

2017 GAME-BY-GAME REGULAR-SEASON STATISTICS (COLTS)

| DATE | OPPONENT | P/S | W/L | SCORE |
|--------------------|-------------|-----|-------------|--------|
| 09/10 | at Rams | | L | 9-46 |
| 09/17 | Cardinals | | L | 13-16+ |
| 09/24 | Browns | | W | 31-28 |
| 10/01 | at Seahawks | | L | 18-46 |
| 10/08 | 49ers | S | W | 26-23+ |
| 10/16 | at Titans | S | L | 22-36 |
| 10/22 | Jaguars | S | L | 0-27 |
| 10/29 | at Bengals | S | L | 23-24 |
| 11/05 | at Texans | S | W | 20-14 |
| 11/12 | Steelers | S | L | 17-20 |
| 11/26 | Titans | S | L | 16-20 |
| 12/03 | at Jaguars | | L | 10-30 |
| 12/10 | at Bills | | L | 7-13+ |
| 12/14 | Broncos | | L | 13-25 |
| 12/23 | at Ravens | | L | 16-23 |
| 12/31 | Texans | | W | 22-13 |
| 2017 TOTALS | 7-7 | | 4-12 | |

+ - Overtime

2018 GAME-BY-GAME REGULAR-SEASON STATISTICS (COLTS)

| DATE | OPPONENT | P/S | W/L | SCORE |
|--------------------|--------------|-----|-------------|--------|
| 09/09 | Bengals | S | L | 23-34 |
| 09/16 | at Redskins | S | W | 21-9 |
| 09/23 | at Eagles | S | L | 16-20 |
| 09/30 | Texans | S | L | 34-37+ |
| 10/04 | at Patriots | S | L | 24-38 |
| 10/14 | at Jets | S | L | 34-42 |
| 10/21 | Bills | S | W | 37-5 |
| 10/28 | at Raiders | S | W | 42-28 |
| 11/11 | Jaguars | S | W | 29-26 |
| 11/18 | Titans | S | W | 38-10 |
| 11/25 | Dolphins | | W | 27-24 |
| 12/02 | at Jaguars | | L | 0-6 |
| 12/09 | at Texans | | W | 24-21 |
| 12/16 | Cowboys | S | W | 23-0 |
| 12/23 | Giants | S | W | 28-27 |
| 12/30 | at Titans | | W | 33-17 |
| 2018 TOTALS | 12-12 | | 10-6 | |

+ - Overtime



2019 GAME-BY-GAME REGULAR-SEASON STATISTICS (COLTS)

| DATE | OPPONENT | P/S | W/L | SCORE |
|--------------------|---------------|-----|------------|--------|
| 09/08 | at Chargers | S | L | 24-30+ |
| 09/15 | at Titans | S | W | 19-17 |
| 09/22 | Falcons | S | W | 27-24 |
| 09/29 | Raiders | S | L | 24-31 |
| 10/06 | at Chiefs | S | W | 19-13 |
| 10/20 | Texans | S | W | 30-23 |
| 10/27 | Broncos | S | W | 15-13 |
| 11/03 | at Steelers | S | L | 24-26 |
| 11/10 | Dolphins | S | L | 12-16 |
| 11/17 | Jaguars | S | W | 33-13 |
| 11/21 | at Texans | S | L | 17-20 |
| 12/01 | Titans | S | L | 17-31 |
| 12/08 | at Buccaneers | S | L | 35-38 |
| 12/16 | at Saints | S | L | 7-34 |
| 12/22 | Panthers | S | W | 38-6 |
| 12/29 | at Jaguars | S | L | 20-38 |
| 2019 TOTALS | 16-16 | | 7-9 | |

+ - Overtime

2020 GAME-BY-GAME REGULAR-SEASON STATISTICS (COLTS)

| DATE | OPPONENT | P/S | W/L | SCORE |
|--------------------|--------------|----------|-------------|--------|
| 09/13 | at Jaguars | S | L | 20-27 |
| 09/20 | Vikings | S | W | 28-11 |
| 09/27 | Jets | S | W | 36-7 |
| 10/04 | at Bears | S | W | 19-11 |
| 10/11 | at Browns | S | L | 23-32 |
| 10/18 | Bengals | S | W | 31-27 |
| 11/01 | at Lions | S | W | 41-21 |
| 11/08 | Ravens | S | L | 10-24 |
| 11/12 | at Titans | S | W | 34-17 |
| 11/22 | Packers | S | W | 34-31+ |
| 11/29 | Titans | INACTIVE | L | 26-45 |
| 12/06 | at Texans | S | W | 26-20 |
| 12/13 | at Raiders | S | W | 44-27 |
| 12/20 | Texans | S | W | 27-20 |
| 12/27 | at Steelers | S | L | 24-28 |
| 01/03 | Jaguars | S | W | 28-14 |
| 2020 TOTALS | 15-15 | | 11-5 | |

+ - Overtime

2021 GAME-BY-GAME REGULAR-SEASON STATISTICS (COLTS)

| DATE | OPPONENT | P/S | W/L | SCORE |
|--------------------|--------------|------------------|------------|--------|
| 09/12 | Seahawks | S | L | 16-28 |
| 09/19 | Rams | S | L | 24-27 |
| 09/26 | at Titans | S | L | 16-25 |
| 10/03 | at Dolphins | S | W | 27-17 |
| 10/11 | at Ravens | S | L | 25-31+ |
| 10/17 | Texans | S | W | 31-3 |
| 10/24 | at 49ers | S | W | 30-18 |
| 10/31 | Titans | S | L | 31-34+ |
| 11/04 | Jets | S | W | 45-30 |
| 11/14 | Jaguars | S | W | 23-17 |
| 11/21 | at Bills | S | W | 41-15 |
| 11/28 | Buccaneers | S | L | 31-38 |
| 12/05 | at Texans | RESERVE/COVID-19 | W | 31-0 |
| 12/18 | Patriots | INACTIVE | W | 27-17 |
| 12/25 | at Cardinals | ON INACTIVE LIST | W | 22-16 |
| 01/02 | Raiders | S | L | 20-23 |
| 01/09 | at Jaguars | S | L | 11-26 |
| 2021 TOTALS | 14-14 | | 9-8 | |

+ - Overtime



2022 GAME-BY-GAME REGULAR-SEASON STATISTICS (COLTS)

| DATE | OPPONENT | P/S | W/L/T | SCORE |
|-------------|-------------|-----|--------|--------|
| 09/11 | at Texans | S | T | 20-20 |
| 09/18 | at Jaguars | S | L | 0-24 |
| 09/25 | Chiefs | S | W | 20-17 |
| 10/02 | Titans | S | L | 17-24 |
| 10/06 | at Broncos | S | W | 12-9+ |
| 10/16 | Jaguars | S | W | 34-27 |
| 10/23 | at Titans | S | L | 10-19 |
| 10/30 | Commanders | S | L | 16-17 |
| 11/06 | at Patriots | S | L | 3-26 |
| 11/13 | at Raiders | S | W | 25-20 |
| 11/20 | Eagles | S | L | 16-17 |
| 11/28 | Steelers | S | L | 17-24 |
| 12/04 | at Cowboys | S | L | 19-54 |
| 12/17 | at Vikings | S | L | 36-39+ |
| 12/26 | Chargers | S | L | 3-20 |
| 01/01 | at Giants | S | L | 10-38 |
| 01/08 | Texans | S | L | 31-32 |
| 2022 TOTALS | | | 4-12-1 | |

+ - Overtime

2023 GAME-BY-GAME REGULAR-SEASON STATISTICS (COLTS)

| DATE | OPPONENT | P/S | W/L | SCORE |
|-------------|------------|----------------------|-----|--------|
| 09/10 | Jaguars | S | L | 21-31 |
| 09/17 | at Texans | S | W | 31-20 |
| 09/24 | at Ravens | INACTIVE INACTIVE | W | 22-19+ |
| 10/01 | Rams | | L | 23-29+ |
| 10/08 | Titans | S | W | 23-16 |
| 10/15 | at Jaguars | S | L | 20-37 |
| 10/22 | Browns | S | L | 38-39 |
| 2023 TOTALS | | | 3-4 | |

+ - Overtime

2018 GAME-BY-GAME POSTSEASON STATISTICS (COLTS)

| DATE | OPPONENT | P/S | W/L | SCORE |
|-------------|-----------|-----|-----|-------|
| 01/05 | at Texans | S | W | 21-7 |
| 01/12 | at Chiefs | S | L | 13-31 |
| 2018 TOTALS | | | 1-1 | |

2020 GAME-BY-GAME POSTSEASON STATISTICS (COLTS)

| DATE | OPPONENT | P/S | W/L | SCORE |
|-------------|----------|-----|-----|-------|
| 01/09 | at Bills | S | L | 24-27 |
| 2020 TOTALS | | | 0-1 | |

55 ISAIAH LAND

DEFENSIVE END



ISAIAH LAND: CLAIMED BY THE COLTS OFF OF WAIVERS FROM THE DALLAS COWBOYS ON AUGUST 30, 2023.



6-4 • 225 LBS
NFL EXP: ROOKIE
(1ST YEAR WITH THE COLTS)
BORN: 2/5/00



COLLEGE:
FLORIDA A&M

4TH-AND-SHORT

- At Florida A&M, he appeared in 30 games at Florida A&M (2018-22) and compiled 89 tackles (62 solo), 42.5 tackles for loss, 29.0 sacks, eight passes defended, one interception, four forced fumbles and two fumble recoveries.
- Was named Buck Buchanan Award winner and SWAC Defensive Player of the Year in 2021.

NFL HIGHLIGHTS

- Made his NFL debut in Week 5 vs. TEN and collected one tackle.

COLLEGE HIGHLIGHTS

- Appeared in 30 games at Florida A&M (2018-22) and collected 89 tackles (62 solo), 42.5 tackles for loss, 29.0 sacks, eight passes defended, one interception, four forced fumbles and two fumble recoveries.
- As a redshirt senior, he played in eight games and tallied 23 tackles (20 solo), 12.0 tackles for loss, 8.0 sacks, two passes defended, one forced fumble and one fumble recovery.
- In 2021, he was named the Buck Buchanan Award winner, SWAC Defensive Player of the Year and was a First Team All-America selection after he played in all 12 games and registered 43 tackles (32 solo), 25.5 tackles for loss, 19.0 sacks, three passes defended, three forced fumbles and one fumble recovery. He led the nation in tackles for loss and sacks. In a win against South Carolina State, he compiled a single-game school record 5.0 sacks.
- His 2020 season was canceled due to COVID-19.
- In 2019, he played in nine games and compiled 23 tackles (10 solo), 5.0 tackles for loss, 2.0 sacks, three passes defended and one interception.
- Redshirted the 2018 season after he appeared in one game.



PERSONAL

- Attended Grayson High School in Loganville, Ga.
- As a senior in 2017, he played in seven games and totaled 22 tackles and 7.0 sacks.
- Majored in interdisciplinary studies at Florida A&M.
- A native of Buffalo, N.Y.

ADDITIONAL TRANSACTIONS

- Waived by Dallas on August 29, 2023.
- Signed by the Cowboys as an undrafted free agent on May 12, 2023.

ISAIAH LAND'S - NFL REGULAR SEASON STATISTICS

| DATE | TEAM | GP | GS | TACKLES | | | | | | | QBH | INTERCEPTIONS | | | | | FUMBLES | | | | ST | | | | MISC | |
|--------|-------|----|----|---------|---|---|-----|-----|-----|-----|-----|---------------|-----|----|----|----|---------|----|----|-----|----|---|---|----|------|---|
| | | | | TK | S | A | TFL | YDS | SK | YDS | | NO | YDS | LG | TD | PD | FF | FR | TD | YDS | TK | S | A | FF | FR | S |
| 2023 | Colts | 1 | 0 | 1 | 0 | 1 | 0 | 0 | 0.0 | 0.0 | 0 | 0 | 0 | 0 | 0 | 0 | 0 | 0 | 0 | 0 | 0 | 0 | 0 | 0 | | |
| TOTALS | | 1 | 0 | 1 | 0 | 1 | 0 | 0 | 0.0 | 0.0 | 0 | 0 | 0 | 0 | 0 | 0 | 0 | 0 | 0 | 0 | 0 | 0 | 0 | 0 | | |

2023 GAME-BY-GAME REGULAR-SEASON STATISTICS (COLTS)

| DATE | OPPONENT | P/S | TACKLES | | | | | | | INTERCEPTIONS | | | | | FUMBLES | | | | ST | | | MISC | | W/L | SCORE | | |
|-------------|------------|-----|---------|---|---|----|-----|-----|-----|------------------|----|-----|----|----|---------|----|----|----|-----|----|---|------|----|-----|-------|--------|---|
| | | | TK | S | A | SK | YDS | TFL | YDS | QBH | NO | YDS | LG | TD | PD | FF | FR | TD | YDS | TK | S | A | FF | | | FR | S |
| 09/10 | Jaguars | | | | | | | | | INACTIVE | | | | | | | | | | | | | | | L | 21-31 | |
| 09/17 | at Texans | | | | | | | | | INACTIVE | | | | | | | | | | | | | | | W | 31-20 | |
| 09/24 | at Ravens | | | | | | | | | INACTIVE | | | | | | | | | | | | | | | W | 22-19+ | |
| 10/01 | Rams | | | | | | | | | INACTIVE | | | | | | | | | | | | | | | L | 23-29+ | |
| 10/08 | Titans | P | 1 | 0 | 1 | 0 | 0 | 0 | 0 | 0 | 0 | 0 | 0 | 0 | 0 | 0 | 0 | 0 | 0 | 0 | 0 | 0 | 0 | 0 | W | 23-16 | |
| 10/15 | at Jaguars | | | | | | | | | ON INACTIVE LIST | | | | | | | | | | | | | | | L | 20-37 | |
| 10/22 | Browns | | | | | | | | | ON INACTIVE LIST | | | | | | | | | | | | | | | L | 38-39 | |
| 2023 TOTALS | | | | | | | | | | | | | | | | | | | | | | | | | | | |

+- Overtime



53 SHAQUILLE LEONARD

LINEBACKER

AP 2ND TEAM '19 AP 1ST TEAM '18 AP 1ST TEAM '20 AP 1ST TEAM '21 Q 1ST QUARTERBACK '19 Q 2ND QUARTERBACK '20 Q 3RD QUARTERBACK '21



SHAQUILLE LEONARD: SELECTED BY THE COLTS IN THE SECOND ROUND (36TH OVERALL) OF THE 2018 NFL DRAFT.

6-2 • 230 LBS
NFL EXP: 6
(6TH YEAR WITH THE COLTS)
BORN: 7/27/95



COLLEGE:
SOUTH CAROLINA
STATE

4TH-AND-SHORT

- 4x All-Pro Selection (2018, 2020, 2021 First Team; 2019 Second Team).
- 3x Pro Bowl selection (2019, 2020, 2021).
- 2018 Associated Press Defensive Rookie of the Year.
- Only NFL player to register 300 total tackles in his first 30 career games.
- First player to record at least 10.0 sacks and five interceptions in his first 25 career games since at least 1982.
- As a rookie, led the NFL in tackles (163) in 2018.
- Launched the Maniac Foundation in 2021, which is dedicated to transforming communities through education, wellness and serving families in need.

DOWN THE STRETCH

Pregame ritual: I warmup the same exact way at the same exact time every game. I do the same drills just to try and get my body going.

What's on your bucket list: I want to be a Super Bowl champion and Defensive Player of the Year.

Favorite TV show: "Law and Order SVU"

Strangest thing you enjoy eating: Fish eyes



X @DSLEON45

@MR_HIGHFLYER10

53 SHAQUILLE LEONARD

LINEBACKER

AP 2ND TEAM '19 AP 1ST TEAM '18 AP 1ST TEAM '20 AP 1ST TEAM '21
 COLTS COLTS COLTS COLTS




FOUR YEARS, FOUR ALL-PROS

What a first four years for a 2018 second-round pick. Leonard earned All-Pro honors in his first four seasons (First Team in 2018, 2020, 2021 and Second Team in 2019) and has also been selected to three Pro Bowls (2019, 2020, 2021). He has the most total All-Pro selections and the most First Team All-Pro selections by a linebacker in Colts history. He also became only the fourth linebacker to earn two First Team All-Pro selections in their first three seasons since 2010.



DEFENSIVE ROOKIE OF THE YEAR

Leonard was named the 2018 AP Defensive Rookie of the Year. He is just the third player in team history to win the award, joining Vernon Maxwell (1983) and Duane Bickett (1985). A rookie out of South Carolina State, Leonard became the first non-FBS conference player to win AP Defensive Rookie of the Year honors since Hugh Douglas (Central State) in 1995. He is the first Defensive Rookie of the Year award winner to lead the league in tackles since Luke Kuechly in 2012. Leonard is also the first Defensive Rookie of Year winner that was drafted outside of the first round since DeMeco Ryans in 2006 (second round, 33rd overall). He became the first player to register at least 125 tackles, 7.0 sacks and four forced fumbles in a single season since Bryan Cox in 1992.




MANIAC FOUNDATION

Ever since entering the NFL, Leonard has contributed on the field, but also has made an impact in the Indianapolis community as well as his hometown, Lake View, S.C. He wanted to continue to give back, and in the 2021 offseason launched the Maniac Foundation, whose goal is to transform communities through education, wellness and serving families in need. He hosted his first event, a bike giveaway, in April of 2021 and distributed more than 100 bikes to children in South Carolina. Leonard partnered with the South Carolina Department of Social Services for the event.



A FAMILY MENTOR

Leonard's half-brother, Anthony Waters, was selected in the third round of the 2007 NFL Draft by the San Diego Chargers and also spent time with the New Orleans Saints and the Buffalo Bills. Waters is retired now, but Leonard says he has received plenty of advice from him so far in his career. "He told me to outwork the guy beside me and if I look to my left and right I am doing the wrong thing because I can only control what I can control." Waters also made sure Leonard knew that careers can end quickly. "He just told me to keep my eyes focused and to not take it for granted because it could be over in a split second."



300 IN 30

In Week 2 of 2020 vs. Minnesota, Leonard led the team in tackles (six) and solo tackles (five) and reached 300 career tackles. Since at least 1987, he became the first NFL player to reach 300 total tackles in his first 30 career games.





A STUDENT AND TEACHER OF THE GAME

When Leonard was at S.C. State, he would make trips back home to coach players back at his high school. "We started our season a little later than them so every time I could go home I would and every time I could watch film on their opponents I would. I would give little hints when I saw some things that guys were doing." With his help, his former high school, Lake View High School in South Carolina, won a state title in 2016. He plans to coach when his playing career is over because he enjoys seeing the players succeed. "It was pretty rewarding."



DEFENSIVE PLAYER OF THE MONTH

In 2018, Leonard was named AFC Defensive Player of the Month for the month of December. It marked the first time that he won the award in his career. Leonard joined Edgerrin James (1999) as the only Colts to win AFC Player of the Month recognition as a rookie. In the month of December, Leonard totaled 49 tackles (34 solo), 3.0 tackles for loss, 1.0 sack, five passes defended and one interception. He was one of just two players in the NFL to tally at least 40 tackles, 3.0 tackles for loss, 1.0 sack and one interception.



DEFENSIVE PLAYER OF THE WEEK

In Week 17 of 2020 vs. Jacksonville, Leonard was named the AFC Defensive Player of the Week after he compiled 10 tackles (eight solo), 1.0 sack, two passes defended and one forced fumble to help Indianapolis clinch a playoff berth. He was the sixth Indianapolis player to earn AFC Player of the Week honors in 2020.



THE MANIAC

Leonard is known for his energy both on and off the field. He wanted to go to Clemson, but they never offered him a scholarship. He made sure to make them feel his presence when he had the opportunity to play them in 2016. Although S.C. State lost, Leonard had 19 total tackles. "The next day on campus everybody was calling me Maniac so it kind of just went from there." He has embraced the nickname and tries to emulate it every time he steps on the field. "If you see me at 5:30 in the morning at practice you will see why they call me Maniac because I scream at the top of my lungs just having fun and doing crazy stuff."

DEFENSIVE ROOKIE OF THE MONTH

In 2018, Leonard started his NFL career by winning the Defensive Rookie of the Month Award in September after finishing the month ranking first in total tackles (54) and solo tackles (38), third in tackles for loss (7.0) and tied for sixth in sacks (4.0) in the NFL. He ended the month being the only player in the NFL with at least 25 tackles and 4.0 sacks. Since 1994, Leonard's 54 tackles through the first four games are the most by any player in a team's first four games. In Week 2, he was awarded Defensive Player of the Week and Pepsi Rookie of the Week after a 19-tackle (15 solo), 1.0 tackle for loss, 1.0 sack, one pass defended and one forced fumble performance.



NFL HIGHLIGHTS

- Has appeared in 67 games (65 starts) and has totaled 584 tackles (370 solo), 32.0 tackles for loss, 15.0 sacks, 31 passes defended, 12 interceptions (one returned for a touchdown), 17 forced fumbles and seven fumble recoveries. Has started three postseason games and has registered 39 tackles (24 solo), 1.0 tackle for loss, one pass defended, one forced fumble and one fumble recovery.
- Has started six games in 2023 and has compiled 35 tackles (19 solo) and 2.0 tackle for loss. In Week 6 at JAX, he tallied seven tackles (five solo) and 1.0 tackle for loss.
- In 2022, he appeared in three games (one start) and recorded 11 tackles (eight solo), one pass defended and one interception. In Week 8 vs. Washington, he accumulated four tackles (three solo), one pass defended and one interception. Since 2018, he leads all linebackers in interceptions (12).
- Named a First Team Associated Press All-Pro selection

53 SHAQUILLE LEONARD

LINEBACKER

AP AP AP AP
2ND TEAM 1ST TEAM 1ST TEAM 1ST TEAM
'19 '18 '20 '21
Q Q Q
KIRBY DEBBARD ANDERSON
'19 '20 '21



NFL HIGHLIGHTS CONT...

- and a Pro Bowl choice after he started 16 games in 2021 and compiled 122 tackles (75 solo), 4.0 tackles for loss, eight passes defended, four interceptions, eight forced fumbles and three fumble recoveries. In Week 1 vs. Seattle, he tallied his 10th career forced fumble and became only the fifth player to hit that mark in their first 43 games since 2009 (T.J. Watt, Yannick Ngakoue, Alec Ogletree and Von Miller). In Week 4 at Miami, he recorded eight tackles (five solo), 1.0 tackle for loss, one pass defended and one fumble recovery. In Week 5 at Baltimore, he compiled a team-high 13 tackles (six solo) one fumble recovery. In Week 6 vs. Houston, he tallied seven tackles (six solo), one pass defended, one interception and one forced fumble. In Week 7 at San Francisco, he recorded seven tackles (two solo) and one forced fumble. In Week 8 vs. Tennessee, he compiled eight tackles (five solo), 1.0 tackle for loss and one pass defended. Leonard reached 300 career solo tackles and became just the 10th player in franchise history to reach that plateau since 1994. In Week 9 vs. New York Jets, he compiled seven tackles (five solo) and one forced fumble. In Week 10 vs. Jacksonville, he compiled six tackles (four solo) and passed Robert Mathis (484) for the sixth-most tackles in team history. In Week 11 at Buffalo, he passed Jeff Herrod (491) for the second-most tackles by a Colts player in their first four seasons. In Week 12 vs. Tampa Bay, he compiled a single-game season-high 15 tackles (12 solo), one pass defended and one forced fumble. He reached 500 career tackles and became just the sixth player in franchise history to reach that plateau (since 1994). Leonard passed Gary Brackett (23) for the most 10-plus tackle games in franchise history (since 1987). In Week 15 vs. New England, he compiled a team-high 10 tackles (seven solo), 1.0 tackle for loss, one pass defended, one interception and one forced fumble. He reached 100 tackles for the season. Since 1987, Leonard is just the fifth player in Colts history to compile four consecutive 100-tackle seasons. In Week 17 vs. Las Vegas, he accumulated seven tackles (six solo), one pass defended, one interception and one forced fumble. He passed Quentin Coryatt (525) for the fifth-most tackles in team history. Leonard also passed Duane Bickett (524) for the most tackles by a Colts player in their first four seasons.
- In 2020, he earned Associated Press First Team All-Pro and PFWA All-AFC Team honors after he started 14 games and tallied 132 tackles (86 solo), 7.0 tackles for loss, 3.0 sacks, seven passes defended, three forced fumbles and two fumble recoveries. He was selected to his second-career Pro Bowl. In Week 2 vs. Minnesota, he reached 300 career tackles. Since at least 1987, he became the first NFL player to eclipse 300 total tackles in his first 30 career games. Since at least 1987, Patrick Willis registered the most tackles (295) in a player's first 30 career games from 2007-08. In Week 3 vs. the New York Jets, he led the team in tackles (11) and solo tackles (seven), while adding 1.0 tackle for loss and one

NFL HIGHLIGHTS CONT...

- pass defended. In Week 8 at Detroit, he led the team in tackles with nine (seven solo), while also adding 1.0 tackle for loss, 1.0 sack and one forced fumble. In Week 9 vs. Baltimore, he registered 15 tackles (13 solo), 1.0 tackle for loss and one fumble recovery. His 13 solo tackles were tied for the second-most in the NFL in a single game in 2020 and his 15 total tackles tied for the fourth-most. In Week 12 vs. Tennessee, he led the team in tackles with 14 (10 solo) and also added 1.0 tackle for loss, 1.0 sack and one pass defended. In Week 13 at Houston, he recorded six tackles (four solo) and one pass defended. With his first three tackles, he passed Jerrell Freeman (366) for the second-most tackles in a player's first three seasons in Colts history. In Week 14 at Las Vegas, he led the team in tackles with 11 (eight solo) and 1.0 tackle for loss. In Week 15 vs. Houston, he led the team in tackles with 15 (nine solo) and one forced fumble. His forced fumble came on Houston's last possession and helped seal the win following teammate Bobby Okereke's recovery in the end zone. In Week 16 at Pittsburgh, he led the team in tackles with 10 (four solo) and 1.0 tackle for loss. He passed Duane Bickett (398) for the most tackles in a player's first three seasons in Colts history. He reached 400 tackles for his career. Since 1987, he became just the 10th player in NFL history to reach 400 career tackles in their first three seasons and he tied Patrick Willis (41 games) as the second-fastest to do so. In Week 17 vs. Jacksonville, he earned AFC Defensive Player of the Week honors after he led the team in tackles with 10 (eight solo), 1.0 sack, two passes defended and one forced fumble. He passed Patrick Willis (411) for the second-most tackles by a player in their first 42 career games (since 1987). Started one postseason game and tallied 12 tackles (nine solo).
- Started 13 games in 2019 and had 121 tackles (71 solo), 7.0 tackles for loss, 5.0 sacks, seven passes defended, five interceptions and two forced fumbles. He was named to his first career Pro Bowl, Second Team Associated Press All-Pro and to the PFWA All-AFC team. In Week 2 at Tennessee, he led the team in tackles (10) and added 1.0 tackle for loss and 1.0 sack. In Week 7 vs. Houston, he led the team in tackles (10) and added one pass defended and one interception. In Week 8 vs. Denver, he led the team in tackles (10) and added 1.0 tackle for loss and 1.0 sack. He eclipsed 200 career tackles and became the fastest player to reach that plateau since at least 2000. In Week 10 vs. Miami, he had a season-high 13 tackles (11 solo), 2.0 tackles for loss, 1.0 sack, two passes defended, one interception and one forced fumble. In Week 13 vs. Tennessee, he tallied 11 tackles (five solo), 1.0 tackle for loss and 2.0 sacks. His 2.0 sacks tied for his single-game career-high. In Week 14 at Tampa Bay, he totaled nine tackles (three solo), 1.0 tackle for loss, two passes defended and two interceptions with one returned for a touchdown. He became the first player since at least

X @DSLEON45

IG @MR_HIGHFLYER10

53 SHAQUILLE LEONARD

LINEBACKER

AP AP AP AP AP
2ND TEAM 1ST TEAM 1ST TEAM 1ST TEAM 1ST TEAM
'19 '18 '20 '21 '19 '20 '21



NFL HIGHLIGHTS CONT...

1982 to record 10-plus sacks and five-plus interceptions in his first 25 games.

- In 2018, Leonard started 15 games and led the league with 163 tackles (111 solo), 12.0 tackles for loss, 7.0 sacks, two interceptions, eight passes defended, four forced fumbles and two fumble recoveries. He became the first rookie to lead the league in tackles since Luke Kuechly in 2012. He was named AP First Team All-Pro. Leonard and teammate Quenton Nelson joined Alan Ameche (1955), Milt Davis (1957) and Edgerrin James (1999) as the only Colts rookies to be selected Associated Press First Team All-Pro. Leonard and Nelson also became the first rookie tandem to be named AP First Team All-Pro since Dick Butkus and Gale Sayers (Chicago) did it in 1965. Leonard was also named AP Defensive Rookie of the Year. He was just the third player in team history to win the award, joining Vernon Maxwell (1983) and Duane Bickett (1985). Leonard was named the PFWA Defensive Player of the Year and was also selected by the PFWA to their All-AFC and All-Rookie Teams. In Week 1 vs. Cincinnati, he started his first NFL game and led the team in tackles with nine (six solo) and had a fumble recovery. He was the first Colts rookie to lead the team in tackles in his first start since Henry Anderson in 2015. In Week 2 at Washington, he had a team-high 19 tackles (15 solo), 1.0 tackle for loss, 1.0 sack, one pass defended and one forced fumble. His 19 tackles were the most by a Colts player since 9/25/11. He was named the AFC Defensive Player of the Week as well as Pepsi Rookie of the Week. In Week 3 at Philadelphia, he had a team-leading 13 tackles (nine solo), 5.0 tackles for loss, 2.0 sacks and one pass defended. In Week 4 vs. Houston, he had a team-high 13 tackles (eight solo), 1.0 tackle for loss and 1.0 sack. In Week 6 at the New York Jets, he had eight tackles (four solo) and one forced fumble. In Week 7 vs. Buffalo, he had a team-high 17 tackles (12 solo) and a fumble recovery. In Week 8 at Oakland, he was voted Pepsi Rookie of the Week after he led the team in tackles with nine (four solo) and had one forced fumble. In Week 11 vs. Tennessee, he had seven tackles (five solo), 1.0 sack, one interception, one pass defended and one forced fumble. His interception was the first of his career. In Week 12 vs. Miami, he led the team in tackles (10) and solo tackles (nine) and also had 1.0 sack and 1.0 tackle for loss. In Week 14 at Houston, he tied for the team-high in tackles (12) and solo tackles (nine) and had 1.0 sack, 1.0 tackle for loss and one pass defended. In Week 15 vs. Dallas, he had a team-high 11 tackles (nine solo), 1.0 tackle for loss and two passes defended. In Week 16 vs. the New York Giants, he had a team-high nine tackles (eight solo). In Week 17 at Tennessee, he was named AFC Defensive Player of the Week after he led the team in tackles (eight) and had two passes defended and an interception. He passed Jeff Herrod (160) for the most tackles in a single season in franchise history. He became the first Colts rookie to win Defensive Player of the Week twice. He joined Marvin

NFL HIGHLIGHTS CONT...

Harrison and Edgerrin James as the only rookies to win Player of the Week honors multiple times as a rookie. Started two postseason games and led the team with 27 tackles (15 solo), 1.0 tackle for loss, one forced fumble, one fumble recovery and one pass defended. Leonard's 27 tackles in the postseason were the third-most in a single postseason in team history since 1994. In the AFC Divisional Round at Kansas City, he led the team with 14 tackles (10 solo), 1.0 tackle for loss, one forced fumble and one fumble recovery. Since 1994, Leonard is one of three Colts players (Jerrell Freeman and Gary Brackett) to have 10 tackles and a forced fumble in a playoff game. His 14 tackles in a playoff game are the second most in team history.

COLLEGE HIGHLIGHTS

- Started all 43 games in four seasons (2014-17) as a linebacker at South Carolina State and led the team in tackles in three seasons (2014, 2016-17).
- Set the all-time school record with 394 tackles (274 solo). Also tallied 53.0 tackles for loss, 21.5 sacks, six interceptions, eight forced fumbles, three fumble recoveries and two blocked kicks.
- Earned First Team All-Mid-Eastern Athletic Conference (MEAC) honors in three consecutive seasons (2015-17).
- Named the MEAC Defensive Player of the Year in back-to-back seasons (2016-17).
- As a senior in 2017, started all 10 games and was named the MEAC Defensive Player of the Year for the second straight year. Recorded a team-high 113 tackles (73 solo), 11.5 tackles for loss, 8.0 sacks, two interceptions and one forced fumble.
- Started all 11 games in 2016 and was named the MEAC Defensive Player of the Year. Tallied a team-high 124 tackles (78 solo), 14.5 tackles for loss, 3.5 sacks, two interceptions, four forced fumbles and two blocked kicks.
- Started all 11 games at linebacker in 2015 and earned First Team All-MEAC honors for the first time in his career. Totaled 70 tackles (50 solo), 13.5 tackles for loss, 5.0 sacks, two interceptions, one forced fumble and one fumble recovery.
- In 2014, started every game (11) as a redshirt freshman and led the team with 87 tackles (73 solo), earning him the MEAC Freshman of the Year award. Also finished with 13.5 tackles for loss, 5.0 sacks, two forced fumbles and two fumble recoveries.

X @DSLEON45

Instagram @MR_HIGHFLYER10



PERSONAL

- Attended Lake View (S.C.) High School.
- Leonard's brother, Anthony Waters, played linebacker at Clemson. He was selected in the third round (96th overall) of the 2007 NFL Draft by the San Diego Chargers. He also spent time with the New Orleans Saints and Buffalo Bills.
- Was honored by his hometown Lake View, S.C. on March 16, 2019, which was declared Darius Leonard Day as he was given the key to the city.
- Hosted a free football camp and bike giveaway in his hometown in 2018.
- Participated in the NFL's My Cause My Cleats initiative and represented the Lupus Foundation of America (2019-22) and the Edwin Jackson 53 Foundation (2018).
- In 2020, he volunteered in many Colts community initiatives, including three mobile pantry distributions, attending a Marion County Juvenile Detention Center activation event and participating at the Colts' Election Day tent outside of Lucas Oil Stadium, which included passing out stickers, masks and shirts.
- Participated in multiple community events with the Colts in 2019, including the Colts Youth Football Camp, Haunted Runway show with kids battling cancer and Pros vs. GI Joes event.
- Married to his wife, Kayla, and they have two daughters, Mia and Laila.

SHAQUILLE LEONARD'S - NFL REGULAR SEASON STATISTICS

| DATE | TEAM | GP | GS | TK | S | TACKLES | | | | | QBH | INTERCEPTIONS | | | | | FUMBLES | | | | | ST | | | | | MISC | | |
|--------|-------|----|----|-----|-----|---------|-----|-----|------|------|-----|---------------|-----|-----|----|----|---------|----|----|-----|----|----|---|----|----|---|------|---|---|
| | | | | | | A | TFL | YDS | SK | YDS | | NO | YDS | LG | TD | PD | FF | FR | TD | YDS | TK | S | A | FF | FR | S | A | | |
| 2018 | Colts | 15 | 15 | 163 | 111 | 52 | 12 | 53 | 7.0 | 48.0 | 8 | 2 | 38 | 28 | 0 | 8 | 4 | 2 | 0 | 0 | 0 | 0 | 0 | 0 | 0 | 0 | 0 | 0 | 0 |
| 2019 | Colts | 13 | 13 | 121 | 71 | 50 | 7 | 24 | 5.0 | 26.5 | 6 | 5 | 92 | 80t | 1 | 7 | 2 | 0 | 0 | 0 | 0 | 0 | 0 | 0 | 0 | 0 | 0 | 0 | 0 |
| 2020 | Colts | 14 | 14 | 132 | 86 | 46 | 7 | 10 | 3.0 | 21.0 | 3 | 0 | 0 | 0 | 0 | 7 | 3 | 2 | 0 | 3 | 0 | 0 | 0 | 0 | 0 | 0 | 0 | 0 | 0 |
| 2021 | Colts | 16 | 16 | 122 | 75 | 47 | 4 | 10 | 0.0 | 0.0 | 3 | 4 | 12 | 7 | 0 | 8 | 8 | 3 | 0 | 29 | 0 | 0 | 0 | 0 | 0 | 0 | 0 | 0 | 0 |
| 2022 | Colts | 3 | 1 | 11 | 8 | 3 | 0 | 0 | 0.0 | 0.0 | 0 | 1 | 15 | 15 | 0 | 1 | 0 | 0 | 0 | 0 | 0 | 0 | 0 | 0 | 0 | 0 | 0 | 0 | 0 |
| 2023 | Colts | 6 | 6 | 35 | 19 | 16 | 2 | 9 | 0.0 | 0.0 | 0 | 0 | 0 | 0 | 0 | 0 | 0 | 0 | 0 | 0 | 0 | 0 | 0 | 0 | 0 | 0 | 0 | 0 | 0 |
| TOTALS | | 67 | 65 | 584 | 370 | 214 | 32 | 106 | 15.0 | 95.5 | 20 | 12 | 157 | 80T | 1 | 31 | 17 | 7 | 0 | 32 | 0 | 0 | 0 | 0 | 0 | 0 | 0 | 0 | 0 |

SHAQUILLE LEONARD'S - NFL POSTSEASON STATISTICS

| | | TACKLES | | | | | | | | | | INTERCEPTIONS | | | | | FUMBLES | | | | | ST | | | | | MISC | |
|--------|-------|---------|----|----|----|----|-----|-----|-----|-----|-----|---------------|-----|----|----|----|---------|----|----|-----|----|----|---|----|----|---|------|--|
| DATE | TEAM | GP | GS | TK | S | A | TFL | YDS | SK | YDS | QBH | NO | YDS | LG | TD | PD | FF | FR | TD | YDS | TK | S | A | FF | FR | S | A | |
| 2018 | Colts | 2 | 2 | 27 | 15 | 12 | 1 | 5 | 0.0 | 0.0 | 0 | 0 | 0 | 0 | 0 | 0 | 1 | 1 | 1 | 0 | 0 | 0 | 0 | 0 | 0 | 0 | 0 | |
| 2020 | Colts | 1 | 1 | 12 | 9 | 3 | 0 | 0 | 0.0 | 0.0 | 0 | 0 | 0 | 0 | 0 | 0 | 0 | 0 | 0 | 0 | 0 | 0 | 0 | 0 | 0 | 0 | 0 | |
| TOTALS | | 3 | 3 | 39 | 24 | 15 | 1 | 5 | 0.0 | 0.0 | 0 | 0 | 0 | 0 | 0 | 1 | 1 | 1 | 0 | 0 | 0 | 0 | 0 | 0 | 0 | 0 | 0 | |



SINGLE-GAME HIGHS: DEFENSIVE

| | | | |
|------------------------|---|----------------------------------|---|
| Total Tackles | 19 at Washington Redskins, Sep 16, 2018 17 vs. Buffalo Bills, Oct 21, 2018 15 vs. Tampa Bay Buccaneers, Nov 28, 2021 ...2 more at 15. | Fumble Recoveries | 1 at Baltimore Ravens, Oct 11, 2021 ...6 more at 1. |
| Solo Tackles | 15 at Washington Redskins, Sep 16, 2018 13 vs. Baltimore Ravens, Nov 08, 2020 12 vs. Tampa Bay Buccaneers, Nov 28, 2021 ...1 more at 12. | Tackles For Loss | 5 at Philadelphia Eagles, Sep 23, 2018 2 vs. Miami Dolphins, Nov 10, 2019 1 at Jacksonville Jaguars, Oct 15, 2023 ...24 more at 1. |
| Sacks | 2.0 vs. Tennessee Titans, Dec 01, 2019 ...1 more at 2.0. | Interceptions | 2 at Tampa Bay Buccaneers, Dec 08, 2019 1 vs. Washington Commanders, Oct 30, 2022 ...9 more at 1. |
| Passes Defensed | 2 vs. Jacksonville Jaguars, Jan 03, 2021 ...4 more at 2. | Interception Return Yards | 91 at Tampa Bay Buccaneers, Dec 08, 2019 28 at Tennessee Titans, Dec 30, 2018 10 vs. Tennessee Titans, Nov 18, 2018 |
| Forced Fumbles | 2 vs. Las Vegas Raiders, Jan 02, 2022 1 vs. New England Patriots, Dec 18, 2021 ...14 more at 1. | Longest Opp Fumble Return | 21 at Baltimore Ravens, Oct 11, 2021 8 at Miami Dolphins, Oct 03, 2021 3 vs. Baltimore Ravens, Nov 08, 2020 |

SINGLE-GAME HIGHS - POSTSEASON: DEFENSIVE

| | | | |
|------------------------|---|--------------------------|---------------------------------------|
| Total Tackles | 14 at Kansas City Chiefs, Jan 12, 2019 13 at Houston Texans, Jan 05, 2019 12 at Buffalo Bills, Jan 09, 2021 | Forced Fumbles | 1 at Kansas City Chiefs, Jan 12, 2019 |
| Solo Tackles | 10 at Kansas City Chiefs, Jan 12, 2019 9 at Buffalo Bills, Jan 09, 2021 5 at Houston Texans, Jan 05, 2019 | Fumble Recoveries | 1 at Kansas City Chiefs, Jan 12, 2019 |
| Passes Defensed | 1 at Houston Texans, Jan 05, 2019 | Tackles For Loss | 1 at Kansas City Chiefs, Jan 12, 2019 |

2018 GAME-BY-GAME REGULAR-SEASON STATISTICS (COLTS)

| DATE | OPPONENT | P/S | TACKLES | | | | | | | | INTERCEPTIONS | | | | FUMBLES | | | ST | | | MISC | | W/L | SCORE | | | |
|-------------|-------------|-----|-------------------------------|-----|-----|-----|------|------|-----|-----|---------------|-----|----|----|---------|----|----|----|-----|----|------|---|-----|-------|----|----|--------|
| | | | TK | S | A | SK | YDS | TFL | YDS | QBH | NO | YDS | LG | TD | PD | FF | FR | TD | YDS | TK | S | A | | | FF | FR | S |
| 09/09 | Bengals | S | 9 | 6 | 3 | 0.0 | 0.0 | 0 | 0 | 0 | 0 | 0 | 0 | 0 | 0 | 1 | 0 | 0 | 0 | 0 | 0 | 0 | 0 | 0 | 0 | L | 23-34 |
| 09/16 | at Redskins | S | 19 | 15 | 4 | 1.0 | 10.0 | 1 | 10 | 1 | 0 | 0 | 0 | 0 | 1 | 1 | 0 | 0 | 0 | 0 | 0 | 0 | 0 | 0 | 0 | W | 21-9 |
| 09/23 | at Eagles | S | 13 | 9 | 4 | 2.0 | 19.0 | 5 | 26 | 2 | 0 | 0 | 0 | 0 | 1 | 0 | 0 | 0 | 0 | 0 | 0 | 0 | 0 | 0 | 0 | L | 16-20 |
| 09/30 | Texans | S | 13 | 8 | 5 | 1.0 | 5.0 | 1 | 5 | 1 | 0 | 0 | 0 | 0 | 0 | 0 | 0 | 0 | 0 | 0 | 0 | 0 | 0 | 0 | 0 | L | 34-37+ |
| 10/04 | at Patriots | | [LEGACY] INJURED/DID NOT PLAY | | | | | | | | | | | | | | | | | | | | | | | L | 24-38 |
| 10/14 | at Jets | S | 8 | 4 | 4 | 0.0 | 0.0 | 0 | 0 | 0 | 0 | 0 | 0 | 0 | 0 | 1 | 0 | 0 | 0 | 0 | 0 | 0 | 0 | 0 | 0 | L | 34-42 |
| 10/21 | Bills | S | 17 | 12 | 5 | 0.0 | 0.0 | 0 | 0 | 0 | 0 | 0 | 0 | 0 | 0 | 0 | 1 | 0 | 0 | 0 | 0 | 0 | 0 | 0 | 0 | W | 37-5 |
| 10/28 | at Raiders | S | 9 | 4 | 5 | 0.0 | 0.0 | 0 | 0 | 1 | 0 | 0 | 0 | 0 | 0 | 1 | 0 | 0 | 0 | 0 | 0 | 0 | 0 | 0 | 0 | W | 42-28 |
| 11/11 | Jaguars | S | 9 | 5 | 4 | 0.0 | 0.0 | 1 | 0 | 0 | 0 | 0 | 0 | 0 | 0 | 0 | 0 | 0 | 0 | 0 | 0 | 0 | 0 | 0 | 0 | W | 29-26 |
| 11/18 | Titans | S | 7 | 5 | 2 | 1.0 | 2.0 | 0 | 0 | 1 | 1 | 10 | 10 | 0 | 1 | 1 | 0 | 0 | 0 | 0 | 0 | 0 | 0 | 0 | 0 | W | 38-10 |
| 11/25 | Dolphins | S | 10 | 9 | 1 | 1.0 | 3.0 | 1 | 3 | 1 | 0 | 0 | 0 | 0 | 0 | 0 | 0 | 0 | 0 | 0 | 0 | 0 | 0 | 0 | 0 | W | 27-24 |
| 12/02 | at Jaguars | S | 9 | 4 | 5 | 0.0 | 0.0 | 1 | 0 | 0 | 0 | 0 | 0 | 0 | 0 | 0 | 0 | 0 | 0 | 0 | 0 | 0 | 0 | 0 | 0 | L | 0-6 |
| 12/09 | at Texans | S | 12 | 9 | 3 | 1.0 | 9.0 | 1 | 9 | 1 | 0 | 0 | 0 | 0 | 1 | 0 | 0 | 0 | 0 | 0 | 0 | 0 | 0 | 0 | 0 | W | 24-21 |
| 12/16 | Cowboys | S | 11 | 9 | 2 | 0.0 | 0.0 | 1 | 0 | 0 | 0 | 0 | 0 | 0 | 2 | 0 | 0 | 0 | 0 | 0 | 0 | 0 | 0 | 0 | 0 | W | 23-0 |
| 12/23 | Giants | S | 9 | 8 | 1 | 0.0 | 0.0 | 0 | 0 | 0 | 0 | 0 | 0 | 0 | 0 | 0 | 0 | 0 | 0 | 0 | 0 | 0 | 0 | 0 | 0 | W | 28-27 |
| 12/30 | at Titans | S | 8 | 4 | 4 | 0.0 | 0.0 | 0 | 0 | 0 | 1 | 28 | 28 | 0 | 2 | 0 | 0 | 0 | 0 | 0 | 0 | 0 | 0 | 0 | 0 | W | 33-17 |
| 2018 TOTALS | | | 15-15 | 163 | 111 | 52 | 7.0 | 48.0 | 12 | 53 | 8 | 2 | 38 | 28 | 0 | 8 | 4 | 2 | 0 | 0 | 0 | 0 | 0 | 0 | 0 | 0 | 10-6 |

+ - Overtime



2019 GAME-BY-GAME REGULAR-SEASON STATISTICS (COLTS)

| DATE | OPPONENT | P/S | TACKLES | | | | | | | | INTERCEPTIONS | | | | | FUMBLES | | | | ST | | | | MISC | | W/L | SCORE | |
|-------|---------------|-----|---------|----|---|-----|------|-----|-----|-----|---------------|-----|----|----|----|---------|----|----|-----|----|---|---|----|------|---|-----|--------|-------|
| | | | TK | S | A | SK | YDS | TFL | YDS | QBH | NO | YDS | LG | TD | PD | FF | FR | TD | YDS | TK | S | A | FF | FR | S | | | A |
| 09/08 | at Chargers | S | 8 | 4 | 4 | 0.0 | 0.0 | 0 | 0 | 0 | 0 | 0 | 0 | 0 | 1 | 0 | 0 | 0 | 0 | 0 | 0 | 0 | 0 | 0 | 0 | L | 24-30+ | |
| 09/15 | at Titans | S | 10 | 6 | 4 | 1.0 | 7.0 | 1 | 7 | 1 | 0 | 0 | 0 | 0 | 0 | 0 | 0 | 0 | 0 | 0 | 0 | 0 | 0 | 0 | 0 | W | 19-17 | |
| 09/22 | Falcons | | | | | | | | | | INACTIVE | | | | | | | | | | | | | | | | W | 27-24 |
| 09/29 | Raiders | | | | | | | | | | INACTIVE | | | | | | | | | | | | | | | | L | 24-31 |
| 10/06 | at Chiefs | | | | | | | | | | INACTIVE | | | | | | | | | | | | | | | | W | 19-13 |
| 10/20 | Texans | S | 10 | 7 | 3 | 0.0 | 0.0 | 0 | 0 | 0 | 1 | 0 | 0 | 0 | 1 | 0 | 0 | 0 | 0 | 0 | 0 | 0 | 0 | 0 | 0 | 0 | W | 30-23 |
| 10/27 | Broncos | S | 10 | 6 | 4 | 1.0 | 1.0 | 1 | 1 | 1 | 0 | 0 | 0 | 0 | 0 | 0 | 0 | 0 | 0 | 0 | 0 | 0 | 0 | 0 | 0 | W | 15-13 | |
| 11/03 | at Steelers | S | 9 | 8 | 1 | 0.0 | 0.0 | 0 | 0 | 0 | 0 | 0 | 0 | 0 | 0 | 0 | 0 | 0 | 0 | 0 | 0 | 0 | 0 | 0 | 0 | L | 24-26 | |
| 11/10 | Dolphins | S | 13 | 11 | 2 | 1.0 | 4.0 | 2 | 4 | 1 | 1 | 1 | 1 | 0 | 2 | 1 | 0 | 0 | 0 | 0 | 0 | 0 | 0 | 0 | 0 | L | 12-16 | |
| 11/17 | Jaguars | S | 5 | 3 | 2 | 0.0 | 0.0 | 0 | 0 | 0 | 0 | 0 | 0 | 0 | 0 | 0 | 0 | 0 | 0 | 0 | 0 | 0 | 0 | 0 | 0 | W | 33-13 | |
| 11/21 | at Texans | S | 6 | 4 | 2 | 0.0 | 0.0 | 0 | 0 | 0 | 0 | 0 | 0 | 0 | 0 | 1 | 0 | 0 | 0 | 0 | 0 | 0 | 0 | 0 | 0 | L | 17-20 | |
| 12/01 | Titans | S | 12 | 5 | 7 | 2.0 | 14.5 | 1 | 11 | 3 | 0 | 0 | 0 | 0 | 0 | 0 | 0 | 0 | 0 | 0 | 0 | 0 | 0 | 0 | 0 | L | 17-31 | |
| 12/08 | at Buccaneers | S | 9 | 3 | 6 | 0.0 | 0.0 | 1 | 0 | 0 | 2 | 91 | 80 | 1 | 2 | 0 | 0 | 0 | 0 | 0 | 0 | 0 | 0 | 0 | 0 | L | 35-38 | |
| 12/16 | at Saints | S | 12 | 6 | 6 | 0.0 | 0.0 | 0 | 0 | 0 | 0 | 0 | 0 | 0 | 0 | 0 | 0 | 0 | 0 | 0 | 0 | 0 | 0 | 0 | 0 | L | 7-34 | |
| 12/22 | Panthers | S | 11 | 5 | 6 | 0.0 | 0.0 | 0 | 0 | 0 | 0 | 0 | 0 | 0 | 0 | 0 | 0 | 0 | 0 | 0 | 0 | 0 | 0 | 0 | 0 | W | 38-6 | |
| 12/29 | at Jaguars | S | 6 | 3 | 3 | 0.0 | 0.0 | 1 | 1 | 0 | 1 | 0 | 0 | 0 | 1 | 0 | 0 | 0 | 0 | 0 | 0 | 0 | 0 | 0 | 0 | L | 20-38 | |

2019 TOTALS

13-13 121 71 50 5.0 26.5 7 24 6 5 92 80T 1 7 2 0 0 0 0 0 0 0 0 0 0 0 7-9

+ - Overtime

2020 GAME-BY-GAME REGULAR-SEASON STATISTICS (COLTS)

| DATE | OPPONENT | P/S | TACKLES | | | | | | | | INTERCEPTIONS | | | | | FUMBLES | | | ST | | | MISC | | W/L | SCORE | | | |
|-------|-------------|-----|---------|----|---|-----|------|-----|-----|-----|---------------|-----|----|----|----|---------|----|----|-----|----|---|------|----|-----|-------|----|-------|--------|
| | | | TK | S | A | SK | YDS | TFL | YDS | QBH | NO | YDS | LG | TD | PD | FF | FR | TD | YDS | TK | S | A | FF | | | FR | S | A |
| 09/13 | at Jaguars | S | 10 | 5 | 5 | 0.0 | 0.0 | 0 | 0 | 0 | 0 | 0 | 0 | 0 | 0 | 0 | 0 | 0 | 0 | 0 | 0 | 0 | 0 | 0 | 0 | L | 20-27 | |
| 09/20 | Vikings | S | 6 | 5 | 1 | 0.0 | 0.0 | 1 | 2 | 0 | 0 | 0 | 0 | 0 | 1 | 0 | 0 | 0 | 0 | 0 | 0 | 0 | 0 | 0 | 0 | W | 28-11 | |
| 09/27 | Jets | S | 10 | 6 | 4 | 0.0 | 0.0 | 1 | 1 | 0 | 0 | 0 | 0 | 0 | 1 | 0 | 0 | 0 | 0 | 0 | 0 | 0 | 0 | 0 | 0 | W | 36-7 | |
| 10/04 | at Bears | S | 1 | 1 | 0 | 0.0 | 0.0 | 0 | 0 | 0 | 0 | 0 | 0 | 0 | 0 | 0 | 0 | 0 | 0 | 0 | 0 | 0 | 0 | 0 | 0 | W | 19-11 | |
| 10/11 | at Browns | | | | | | | | | | | | | | | | | | | | | | | | | L | 23-32 | |
| 10/18 | Bengals | | | | | | | | | | | | | | | | | | | | | | | | | W | 31-27 | |
| 11/01 | at Lions | S | 9 | 7 | 2 | 1.0 | 15.0 | 1 | 2 | 1 | 0 | 0 | 0 | 0 | 0 | 1 | 0 | 0 | 0 | 0 | 0 | 0 | 0 | 0 | 0 | 0 | W | 41-21 |
| 11/08 | Ravens | S | 15 | 13 | 2 | 0.0 | 0.0 | 1 | 0 | 0 | 0 | 0 | 0 | 0 | 0 | 1 | 0 | 0 | 3 | 0 | 0 | 0 | 0 | 0 | 0 | 0 | L | 10-24 |
| 11/12 | at Titans | S | 9 | 3 | 6 | 0.0 | 0.0 | 0 | 0 | 0 | 0 | 0 | 0 | 0 | 0 | 0 | 0 | 0 | 0 | 0 | 0 | 0 | 0 | 0 | 0 | 0 | W | 34-17 |
| 11/22 | Packers | S | 6 | 4 | 2 | 0.0 | 0.0 | 0 | 0 | 0 | 0 | 0 | 0 | 0 | 1 | 0 | 1 | 0 | 0 | 0 | 0 | 0 | 0 | 0 | 0 | 0 | W | 34-31+ |
| 11/29 | Titans | S | 14 | 9 | 5 | 1.0 | 1.0 | 1 | 1 | 1 | 0 | 0 | 0 | 0 | 1 | 0 | 0 | 0 | 0 | 0 | 0 | 0 | 0 | 0 | 0 | 0 | L | 26-45 |
| 12/06 | at Texans | S | 6 | 4 | 2 | 0.0 | 0.0 | 0 | 0 | 0 | 0 | 0 | 0 | 0 | 1 | 0 | 0 | 0 | 0 | 0 | 0 | 0 | 0 | 0 | 0 | 0 | W | 26-20 |
| 12/13 | at Raiders | S | 11 | 8 | 3 | 0.0 | 0.0 | 1 | 3 | 0 | 0 | 0 | 0 | 0 | 0 | 0 | 0 | 0 | 0 | 0 | 0 | 0 | 0 | 0 | 0 | 0 | W | 44-27 |
| 12/20 | Texans | S | 15 | 9 | 6 | 0.0 | 0.0 | 0 | 0 | 0 | 0 | 0 | 0 | 0 | 0 | 1 | 0 | 0 | 0 | 0 | 0 | 0 | 0 | 0 | 0 | 0 | W | 27-20 |
| 12/27 | at Steelers | S | 10 | 4 | 6 | 0.0 | 0.0 | 1 | 1 | 0 | 0 | 0 | 0 | 0 | 0 | 0 | 0 | 0 | 0 | 0 | 0 | 0 | 0 | 0 | 0 | 0 | L | 24-28 |
| 01/03 | Jaguars | S | 10 | 8 | 2 | 1.0 | 5.0 | 0 | 0 | 1 | 0 | 0 | 0 | 0 | 2 | 1 | 0 | 0 | 0 | 0 | 0 | 0 | 0 | 0 | 0 | 0 | W | 28-14 |

2020 TOTALS

14-14 132 86 46 3.0 21.0 7 10 3 0 0 0 0 7 3 2 0 3 0 0 0 0 0 0 0 11-5

+ - Overtime

53

SHAQUILLE LEONARD

LINEBACKER

AP AP AP AP
2ND TEAM 1ST TEAM 1ST TEAM 1ST TEAM
'19 '18 '20 '21

Q Q Q
KICKING COACH COACH COACH
'19 '20 '21



2021 GAME-BY-GAME REGULAR-SEASON STATISTICS (COLTS)

| DATE | OPPONENT | P/S | TACKLES | | | | | | | | INTERCEPTIONS | | | | FUMBLES | | | | ST | | | | MISC | | W/L | SCORE | | |
|-------------|--------------|-----|---------|-----|----|------|-----|-----|-----|-----|------------------|-----|----|----|---------|----|----|----|-----|----|---|---|------|----|-----|-------|--------|-------|
| | | | TK | S | A | SK | YDS | TFL | YDS | QBH | NO | YDS | LG | TD | PD | FF | FR | TD | YDS | TK | S | A | FF | FR | | | S | A |
| 09/12 | Seahawks | S | 5 | 5 | 0 | 0.0 | 0 | 0 | 0 | 0 | 0 | 0 | 0 | 0 | 1 | 0 | 0 | 0 | 0 | 0 | 0 | 0 | 0 | 0 | 0 | L | 16-28 | |
| 09/19 | Rams | S | 6 | 3 | 3 | 0.0 | 0 | 1 | 5 | 0 | 0 | 0 | 0 | 0 | 1 | 0 | 0 | 0 | 0 | 0 | 0 | 0 | 0 | 0 | 0 | L | 24-27 | |
| 09/26 | at Titans | S | 6 | 3 | 3 | 0.0 | 0 | 0 | 0 | 0 | 1 | 4 | 4 | 0 | 1 | 0 | 1 | 0 | 0 | 0 | 0 | 0 | 0 | 0 | 0 | L | 16-25 | |
| 10/03 | at Dolphins | S | 8 | 5 | 3 | 0.0 | 0 | 1 | 2 | 0 | 0 | 0 | 0 | 0 | 1 | 0 | 1 | 0 | 8 | 0 | 0 | 0 | 0 | 0 | 0 | W | 27-17 | |
| 10/11 | at Ravens | S | 13 | 6 | 7 | 0.0 | 0 | 0 | 0 | 0 | 0 | 0 | 0 | 0 | 0 | 1 | 0 | 21 | 0 | 0 | 0 | 0 | 0 | 0 | 0 | L | 25-31+ | |
| 10/17 | Texans | S | 7 | 6 | 1 | 0.0 | 0 | 0 | 1 | 1 | 4 | 4 | 0 | 1 | 1 | 0 | 0 | 0 | 0 | 0 | 0 | 0 | 0 | 0 | 0 | W | 31-3 | |
| 10/24 | at 49ers | S | 7 | 2 | 5 | 0.0 | 0 | 0 | 0 | 1 | 0 | 0 | 0 | 0 | 1 | 0 | 0 | 0 | 0 | 0 | 0 | 0 | 0 | 0 | 0 | W | 30-18 | |
| 10/31 | Titans | S | 8 | 5 | 3 | 0.0 | 0 | 1 | 1 | 0 | 0 | 0 | 0 | 0 | 1 | 0 | 0 | 0 | 0 | 0 | 0 | 0 | 0 | 0 | 0 | L | 31-34+ | |
| 11/04 | Jets | S | 7 | 5 | 2 | 0.0 | 0 | 0 | 0 | 0 | 0 | 0 | 0 | 0 | 1 | 0 | 0 | 0 | 0 | 0 | 0 | 0 | 0 | 0 | 0 | W | 45-30 | |
| 11/14 | Jaguars | S | 6 | 4 | 2 | 0.0 | 0 | 0 | 0 | 0 | 0 | 0 | 0 | 0 | 0 | 0 | 0 | 0 | 0 | 0 | 0 | 0 | 0 | 0 | 0 | W | 23-17 | |
| 11/21 | at Bills | S | 5 | 2 | 3 | 0.0 | 0 | 0 | 0 | 0 | 0 | 0 | 0 | 0 | 0 | 0 | 0 | 0 | 0 | 0 | 0 | 0 | 0 | 0 | 0 | W | 41-15 | |
| 11/28 | Buccaneers | S | 15 | 12 | 3 | 0.0 | 0 | 0 | 0 | 0 | 0 | 0 | 0 | 1 | 1 | 0 | 0 | 0 | 0 | 0 | 0 | 0 | 0 | 0 | 0 | L | 31-38 | |
| 12/05 | at Texans | S | 4 | 2 | 2 | 0.0 | 0 | 0 | 0 | 0 | 0 | 0 | 0 | 0 | 0 | 0 | 0 | 0 | 0 | 0 | 0 | 0 | 0 | 0 | 0 | W | 31-0 | |
| 12/18 | Patriots | S | 10 | 8 | 2 | 0.0 | 0 | 1 | 2 | 1 | 1 | -3 | -3 | 0 | 1 | 1 | 0 | 0 | 0 | 0 | 0 | 0 | 0 | 0 | 0 | W | 27-17 | |
| 12/25 | at Cardinals | | | | | | | | | | RESERVE/COVID-19 | | | | | | | | | | | | | | | | W | 22-16 |
| 01/02 | Raiders | S | 8 | 6 | 2 | 0.0 | 0 | 0 | 0 | 0 | 1 | 7 | 7 | 0 | 1 | 2 | 0 | 0 | 0 | 0 | 0 | 0 | 0 | 0 | 0 | L | 20-23 | |
| 01/09 | at Jaguars | S | 7 | 1 | 6 | 0.0 | 0 | 0 | 0 | 0 | 0 | 0 | 0 | 0 | 0 | 0 | 0 | 0 | 0 | 0 | 0 | 0 | 0 | 0 | 0 | L | 11-26 | |
| 2021 TOTALS | | | 16-16 | 122 | 75 | 47.0 | 0.0 | 4 | 10 | 3 | 4 | 12 | 7 | 0 | 8 | 8 | 3 | 0 | 29 | 0 | 0 | 0 | 0 | 0 | 0 | 9-8 | | |

+- Overtime

2022 GAME-BY-GAME REGULAR-SEASON STATISTICS (COLTS)

| | | | TACKLES | | | | | | | INTERCEPTIONS | | | | FUMBLES | | | | ST | | | | MISC | | | | | | | |
|-------------|-------------|-----|---------|----|---|-----|-----|-----|-----|---------------|----|-----|-----------------|---------|----|----|----|----|-----|----|---|------|----|----|---|---|---|--------|--------|
| DATE | OPPONENT | P/S | TK | S | A | SK | YDS | TFL | YDS | QBH | NO | YDS | LG | TD | PD | FF | FR | TD | YDS | TK | S | A | FF | FR | S | A | | SCORE | |
| 09/11 | at Texans | | | | | | | | | | | | INACTIVE | | | | | | | | | | | | | | | T | 20-20 |
| 09/18 | at Jaguars | | | | | | | | | | | | INACTIVE | | | | | | | | | | | | | | | L | 0-24 |
| 09/25 | Chiefs | | | | | | | | | | | | INACTIVE | | | | | | | | | | | | | | | W | 20-17 |
| 10/02 | Titans | S | 2 | 1 | 1 | 0.0 | 0.0 | 0 | 0 | 0 | 0 | 0 | 0 | 0 | 0 | 0 | 0 | 0 | 0 | 0 | 0 | 0 | 0 | 0 | 0 | 0 | 0 | L | 17-24 |
| 10/06 | at Broncos | | | | | | | | | | | | INACTIVE | | | | | | | | | | | | | | | W | 12-9+ |
| 10/16 | Jaguars | | | | | | | | | | | | INACTIVE | | | | | | | | | | | | | | | W | 34-27 |
| 10/23 | at Titans | | | | | | | | | | | | INACTIVE | | | | | | | | | | | | | | | L | 10-19 |
| 10/30 | Commanders | P | 4 | 3 | 1 | 0.0 | 0.0 | 0 | 0 | 0 | 0 | 1 | 15 | 15 | 0 | 1 | 0 | 0 | 0 | 0 | 0 | 0 | 0 | 0 | 0 | 0 | 0 | L | 16-17 |
| 11/06 | at Patriots | P | 5 | 4 | 1 | 0.0 | 0.0 | 0 | 0 | 0 | 0 | 0 | 0 | 0 | 0 | 0 | 0 | 0 | 0 | 0 | 0 | 0 | 0 | 0 | 0 | 0 | 0 | L | 3-26 |
| 11/13 | at Raiders | | | | | | | | | | | | INJURED RESERVE | | | | | | | | | | | | | | | W | 25-20 |
| 11/20 | Eagles | | | | | | | | | | | | INJURED RESERVE | | | | | | | | | | | | | | | L | 16-17 |
| 11/28 | Steelers | | | | | | | | | | | | INJURED RESERVE | | | | | | | | | | | | | | | L | 17-24 |
| 12/04 | at Cowboys | | | | | | | | | | | | INJURED RESERVE | | | | | | | | | | | | | | | L | 19-54 |
| 12/17 | at Vikings | | | | | | | | | | | | INJURED RESERVE | | | | | | | | | | | | | | | L | 36-39+ |
| 12/26 | Chargers | | | | | | | | | | | | INJURED RESERVE | | | | | | | | | | | | | | | L | 3-20 |
| 01/01 | at Giants | | | | | | | | | | | | INJURED RESERVE | | | | | | | | | | | | | | | L | 10-38 |
| 01/08 | Texans | | | | | | | | | | | | INJURED RESERVE | | | | | | | | | | | | | | | L | 31-32 |
| 2022 TOTALS | | | 3-1 | 11 | 8 | 3 | 0.0 | 0.0 | 0 | 0 | 0 | 1 | 15 | 15 | 0 | 1 | 0 | 0 | 0 | 0 | 0 | 0 | 0 | 0 | 0 | 0 | 0 | 4-12-1 | |

+- Overtime

2023 GAME-BY-GAME REGULAR-SEASON STATISTICS (COLTS)

| DATE | OPPONENT | P/S | TACKLES | | | | | | | | INTERCEPTIONS | | | | FUMBLES | | | | ST | | | | MISC | | W/L | SCORE | |
|-------------|------------|-----|---------|----|----|-----|-----|-----|-----|----------|---------------|-----|----|----|---------|----|----|----|-----|----|---|---|------|----|-----|-------|--------|
| | | | TK | S | A | SK | YDS | TFL | YDS | QBH | NO | YDS | LG | TD | PD | FF | FR | TD | YDS | TK | S | A | FF | FR | | | S |
| 09/10 | Jaguars | S | 8 | 3 | 5 | 0.0 | 0.0 | 1 | 4 | 0 | 0 | 0 | 0 | 0 | 0 | 0 | 0 | 0 | 0 | 0 | 0 | 0 | 0 | 0 | 0 | L | 21-31 |
| 09/17 | at Texans | S | 4 | 3 | 1 | 0.0 | 0.0 | 0 | 0 | 0 | 0 | 0 | 0 | 0 | 0 | 0 | 0 | 0 | 0 | 0 | 0 | 0 | 0 | 0 | 0 | W | 31-20 |
| 09/24 | at Ravens | S | 6 | 2 | 4 | 0.0 | 0.0 | 0 | 0 | 0 | 0 | 0 | 0 | 0 | 0 | 0 | 0 | 0 | 0 | 0 | 0 | 0 | 0 | 0 | 0 | W | 22-19+ |
| 10/01 | Rams | S | 6 | 3 | 3 | 0.0 | 0.0 | 0 | 0 | 0 | 0 | 0 | 0 | 0 | 0 | 0 | 0 | 0 | 0 | 0 | 0 | 0 | 0 | 0 | 0 | L | 23-29+ |
| 10/08 | Titans | | | | | | | | | INACTIVE | | | | | | | | | | | | | | | | W | 23-16 |
| 10/15 | at Jaguars | S | 7 | 5 | 2 | 0.0 | 0.0 | 1 | 5 | 0 | 0 | 0 | 0 | 0 | 0 | 0 | 0 | 0 | 0 | 0 | 0 | 0 | 0 | 0 | 0 | L | 20-37 |
| 10/22 | Browns | S | 7 | 3 | 4 | 0.0 | 0.0 | 0 | 0 | 0 | 0 | 0 | 0 | 0 | 0 | 0 | 0 | 0 | 0 | 0 | 0 | 0 | 0 | 0 | 0 | L | 38-39 |
| 2023 TOTALS | | | 6-6 | 35 | 19 | 16 | 0.0 | 0.0 | 2 | 9 | 0 | 0 | 0 | 0 | 0 | 0 | 0 | 0 | 0 | 0 | 0 | 0 | 0 | 0 | 0 | 3-4 | |

+- Overtime

X @DSLEON45

@MR_HIGHFLYER10

53

SHAQUILLE LEONARD

LINEBACKER

AP2ND TEAM'19

AP1ST TEAM'18

AP1ST TEAM'20

AP1ST TEAM'21

Q1ST TEAM COLTS'19

Q1ST TEAM COLTS'20

Q1ST TEAM COLTS'21



2018 GAME-BY-GAME POSTSEASON STATISTICS (COLTS)

| | | | TACKLES | | | | | | | INTERCEPTIONS | | | | | FUMBLES | | | ST | | | MISC | | | | | | | |
|-------------|-----------|-----|---------|----|----|-----|-----|-----|-----|---------------|----|-----|----|----|---------|----|----|----|-----|----|------|---|----|----|---|---|-----|-------|
| DATE | OPPONENT | P/S | TK | S | A | SK | YDS | TFL | YDS | QBH | NO | YDS | LG | TD | PD | FF | FR | TD | YDS | TK | S | A | FF | FR | S | A | W/L | SCORE |
| 01/05 | at Texans | S | 13 | 5 | 8 | 0.0 | 0.0 | 0 | 0 | 0 | 0 | 0 | 0 | 0 | 1 | 0 | 0 | 0 | 0 | 0 | 0 | 0 | 0 | 0 | 0 | 0 | W | 21-7 |
| 01/12 | at Chiefs | S | 14 | 10 | 4 | 0.0 | 0.0 | 1 | 5 | 0 | 0 | 0 | 0 | 0 | 0 | 1 | 1 | 1 | 0 | 0 | 0 | 0 | 0 | 0 | 0 | 0 | L | 13-31 |
| 2018 TOTALS | | 2-2 | 27 | 15 | 12 | 0.0 | 0.0 | 1 | 5 | 0 | 0 | 0 | 0 | 0 | 1 | 1 | 1 | 0 | 0 | 0 | 0 | 0 | 0 | 0 | 0 | 0 | 1-1 | |

2020 GAME-BY-GAME POSTSEASON STATISTICS (COLTS)

| DATE | OPPONENT | P/S | TACKLES | | | | | | | INTERCEPTIONS | | | | | FUMBLES | | | ST | | | MISC | | W/L | SCORE | | | |
|-------------|----------|-----|---------|----|---|-----|-----|-----|-----|---------------|----|-----|----|----|---------|----|----|----|-----|----|------|---|-----|-------|----|-----|-------|
| | | | TK | S | A | SK | YDS | TFL | YDS | QBH | NO | YDS | LG | TD | PD | FF | FR | TD | YDS | TK | S | A | | | FF | FR | S |
| 01/09 | at Bills | S | 12 | 9 | 3 | 0.0 | 0.0 | 0 | 0 | 0 | 0 | 0 | 0 | 0 | 0 | 0 | 0 | 0 | 0 | 0 | 0 | 0 | 0 | 0 | 0 | L | 24-27 |
| 2020 TOTALS | | | 1-1 | 12 | 9 | 3 | 0.0 | 0.0 | 0 | 0 | 0 | 0 | 0 | 0 | 0 | 0 | 0 | 0 | 0 | 0 | 0 | 0 | 0 | 0 | 0 | 0-1 | |

94 TYQUAN LEWIS

DEFENSIVE END

(TIE-Kwon)



TYQUAN LEWIS: SELECTED BY THE COLTS IN THE SECOND ROUND (64TH OVERALL) OF THE 2018 NFL DRAFT.



6-3 • 267 LBS

NFL EXP: 6

(6TH YEAR WITH THE COLTS)

BORN: 1/30/95



**COLLEGE:
OHIO STATE**

4TH-AND-SHORT

- In his first five seasons, he compiled 70 tackles (49 solo), 17.0 tackles for loss, 9.5 sacks, seven passes defended, one interception and one forced fumble in 48 games (15 starts).
- In Week 8 of 2020 at DET, he tallied 2.0 tackles for loss and 2.0 sacks, which both tied single-game career highs.
- Finished his career at Ohio State with 23.5 sacks, which ranked sixth all-time in school history.
- Named the 2016 Smith-Brown Defensive Lineman of the Year (best defensive lineman in the Big Ten).

DOWN THE STRETCH

Pregame ritual: I like to put on some nice calm music. I listen to the The Weeknd a lot.

What's on your bucket list: As a kid, I always wanted to swim with a killer whale.

Pets: I have a Rottweiler named Apollo.

Hidden talents: I can dunk really well.

Who is your inspiration: My great grandmother and my mom.

Favorite movie: "Cinderella Man"

Three people you would invite to dinner: Will Smith, my great grandmother and my grandpa.

Strangest thing you have ever eaten: Calamari

 @PRIMETIME_LEWIS

 @PRIMETIME_LEWIS

94 TYQUAN LEWIS


DEFENSIVE END

(TIE-Kwan)



A FAMILY MAN

Lewis was the male leader in his household growing up. His father wasn't around and Lewis took on the responsibility of being a role model to his three younger brothers. He would always go to their games when he could and offer advice to them. When he left home to go to Ohio State, his family adapted and still managed to stay close. He decided to host his draft party back home in Pinetops, N.C. with friends and family. After he got the call from the Colts, he even made sure to FaceTime his brother to make sure he was included in the family photo celebrating the occasion.



NFL HIGHLIGHTS

- In six seasons with the Colts (2018-23), he has appeared in 55 games (15 starts) and has compiled 79 tackles (55 solo), 20.0 tackles for loss, 10.5 sacks, eight passes defended, one interception and one forced fumble. Has competed in one postseason game and has tallied three solo tackles.
- In 2023, he has competed in all seven games and has tallied nine tackles (six solo), 3.0 tackles for loss, 1.0 sack and one pass defended. In Week 6 at JAX, he totaled two tackles (one solo), 1.0 tackle for loss and 1.0 sack.
- He appeared in seven games (four starts) in 2022 and compiled 14 tackles (eight solo), 2.0 tackles for loss, 1.0 sack, two passes defended and one forced fumble. Placed on the Injured Reserve list on October 31, 2022.
- In 2021, he competed in eight games (two starts) and registered 14 tackles (10 solo), 3.0 tackles for loss, 2.5 sacks, two passes defended and one interception. In Week 5 at Baltimore, he compiled four tackles (two solo) and 1.5 sacks. In Week 8 vs. Tennessee, he compiled one solo tackle, 1.0 tackle for loss, 1.0 sack, one pass defended and one interception. Placed on the Injured Reserve list on November 1, 2021.
- Appeared in all 16 games (four starts) in 2020 and tallied 24 tackles (19 solo), 8.0 tackles for loss, 4.0 sacks and two passes defended. In Week 2 vs. Minnesota, he accumulated two tackles (one solo), 1.0 tackle for loss and 1.0 sack. In Week 6 vs. Cincinnati, he recorded five tackles (two solo), 1.0 tackle for loss and half a sack. In Week 8 at Detroit, he tallied three solo tackles, 2.0 tackles for loss, 2.0 sacks and one pass defended. He tied his career-highs in tackles for loss and sacks. In Week 12 vs. Tennessee, he recorded five solo tackles, 1.0 tackle for loss and one pass defended. He tied his career-high in tackles and set a new career-high in solo tackles. Competed in one postseason game and tallied three solo tackles.
- In 2019, appeared in nine games and registered five tackles (three solo) and 1.0 tackle for loss.

NFL HIGHLIGHTS...

- In 2018, he played in eight games (six starts) and tallied 13 tackles (nine solo), 3.0 tackles for loss, 2.0 sacks and one pass defended. In Week 15 vs. Dallas, he had four tackles (three solo), 2.0 tackles for loss and 2.0 sacks.

COLLEGE HIGHLIGHTS

- Played in 53 games (36 starts) in four seasons (2014-17) as a defensive lineman at Ohio State.
- Helped the Buckeyes win six different championships: the 2014 College Football Playoff (CFP) National Championship, a 2014 Sugar Bowl title, a 2015 Fiesta Bowl title, a 2017 Cotton Bowl title and Big Ten championships in 2014 and 2017.
- The two-time team captain finished his career with 112 tackles (63 solo), 36.5 tackles for loss, 23.5 sacks, five passes defended and five forced fumbles.
- In 2016, was named the Smith-Brown Defensive Lineman of the Year, awarded to the best defensive lineman in the Big Ten.
- His 23.5 sacks rank sixth all-time in Ohio State history.
- As a senior team captain in 2017, played in all 14 games (10 starts) for the Buckeyes. Tallied 20 tackles (12 solo), 9.5 tackles for loss, 7.0 sacks, two passes defended and two forced fumbles. Garnered First Team All-Big Ten honors from the coaches and media for the second consecutive season.
- In 2016, was named a team captain and started all 13 games for the second consecutive season. Registered 29 tackles (17 solo), 10.5 tackles for loss, 8.0 sacks, two passes defended and three forced fumbles.
- Started all 13 games on the defensive line for Ohio State in 2015. Totaled career-highs in tackles (54) and tackles for loss (14.0) and added 8.0 sacks and one pass defended. Received All-Big Ten honorable mention accolades from the coaches and media.
- Appeared in 13 games in 2014, including the CFP national semifinal vs. Alabama and CFP National Championship game against Oregon, and recorded nine tackles (three solo), 2.5 tackles for loss and half a sack.

PERSONAL

- Attended Tarboro (N.C.) High School, where he helped the Vikings win three consecutive North Carolina Class 2A state championships under coach Jeff Craddock.
- Finished his senior season with 13.0 sacks and was named to The Associated Press all-state team.
- Rated as a four-star defensive end prospect (*Rivals*, *Scout* and *247Sports*).
- Participated in the NFL's My Cause My Cleats initiative and represented the Alzheimer's Association (2018-22).
- In 2020, he volunteered at a Colts' mobile pantry distribution as part of the No One Runs on Empty program.
- Graduated from Ohio State in December of 2016 with a degree in sociology.
- First name is pronounced TIE-kwan.



TYQUAN LEWIS' - NFL REGULAR SEASON STATISTICS

| DATE | TEAM | GP | GS | TACKLES | | | | | | | | INTERCEPTIONS | | | | | | FUMBLES | | | | | ST | | | | MISC | | |
|--------|-------|----|----|---------|----|----|-----|-----|------|------|-----|---------------|-----|----|----|----|----|---------|----|-----|----|---|----|----|----|---|------|--|--|
| | | | | TK | S | A | TFL | YDS | SK | YDS | QBH | NO | YDS | LG | TD | PD | FF | FR | TD | YDS | TK | S | A | FF | FR | S | A | | |
| 2018 | Colts | 8 | 6 | 13 | 9 | 4 | 3 | 18 | 2.0 | 16.0 | 8 | 0 | 0 | 0 | 0 | 1 | 0 | 0 | 0 | 0 | 0 | 0 | 0 | 0 | 0 | 0 | | | |
| 2019 | Colts | 9 | 0 | 5 | 3 | 2 | 1 | 2 | 0.0 | 0.0 | 1 | 0 | 0 | 0 | 0 | 0 | 0 | 0 | 0 | 0 | 0 | 0 | 0 | 0 | 0 | 0 | | | |
| 2020 | Colts | 16 | 3 | 24 | 19 | 5 | 8 | 21 | 4.0 | 20.0 | 6 | 0 | 0 | 0 | 0 | 2 | 0 | 0 | 0 | 0 | 0 | 0 | 0 | 0 | 0 | 0 | | | |
| 2021 | Colts | 8 | 2 | 14 | 10 | 4 | 3 | 11 | 2.5 | 3.5 | 6 | 1 | 8 | 8 | 0 | 2 | 0 | 0 | 0 | 0 | 0 | 0 | 0 | 0 | 0 | 0 | | | |
| 2022 | Colts | 7 | 4 | 14 | 8 | 6 | 2 | 11 | 1.0 | 8.0 | 4 | 0 | 0 | 0 | 0 | 2 | 1 | 0 | 0 | 0 | 0 | 0 | 0 | 0 | 0 | 0 | | | |
| 2023 | Colts | 7 | 0 | 9 | 6 | 3 | 3 | 6 | 1.0 | 6.0 | 5 | 0 | 0 | 0 | 0 | 1 | 0 | 0 | 0 | 0 | 0 | 0 | 0 | 0 | 0 | 0 | | | |
| TOTALS | | 55 | 15 | 79 | 55 | 24 | 20 | 69 | 10.5 | 53.5 | 30 | 1 | 8 | 8 | 0 | 8 | 1 | 0 | 0 | 0 | 0 | 0 | 0 | 0 | 0 | 0 | | | |

TYQUAN LEWIS' - NFL POSTSEASON STATISTICS

| DATE | TEAM | GP | GS | TK | S | TACKLES | | | | | INTERCEPTIONS | | | | | FUMBLES | | | | | ST | | | | MISC | | | |
|--------|-------|----|----|----|---|---------|-----|----|-----|-----|---------------|-----|----|----|----|---------|----|----|-----|----|----|---|----|----|------|---|---|---|
| | | | | | | TFL | YDS | SK | YDS | QBH | NO | YDS | LG | TD | PD | FF | FR | TD | YDS | TK | S | A | FF | FR | S | A | | |
| 2018 | Colts | 0 | 0 | 0 | 0 | 0 | 0 | 0 | 0.0 | 0.0 | 0 | 0 | 0 | 0 | 0 | 0 | 0 | 0 | 0 | 0 | 0 | 0 | 0 | 0 | 0 | 0 | 0 | 0 |
| 2020 | Colts | 1 | 0 | 3 | 3 | 0 | 0 | 0 | 0.0 | 0.0 | 1 | 0 | 0 | 0 | 0 | 0 | 0 | 0 | 0 | 0 | 0 | 0 | 0 | 0 | 0 | 0 | 0 | 0 |
| TOTALS | | 1 | 0 | 3 | 3 | 0 | 0 | 0 | 0.0 | 0.0 | 1 | 0 | 0 | 0 | 0 | 0 | 0 | 0 | 0 | 0 | 0 | 0 | 0 | 0 | 0 | 0 | 0 | 0 |

SINGLE-GAME HIGHS: DEFENSIVE

- Total Tackles

5 at Baltimore Ravens, Oct 11, 2021
...2 more at 5.
- Solo Tackles

5 vs. Tennessee Titans, Nov 29, 2020
3 vs. Jacksonville Jaguars, Oct 16, 2022
...4 more at 3.
- Sacks

2.0 at Detroit Lions, Nov 01, 2020
...1 more at 2.0.
- Passes Defensed

1 vs. Tennessee Titans, Oct 08, 2023
...7 more at 1.
- Forced Fumbles

1 vs. Jacksonville Jaguars, Oct 16, 2022
Tackles For Loss
- Interceptions

1 vs. Tennessee Titans, Oct 31, 2021
Interception Return Yards
- 1 vs. Tennessee Titans, Nov 12, 2020
...2 more at 2.
- 8 vs. Tennessee Titans, Oct 31, 2021

SINGLE-GAME HIGHS - POSTSEASON: DEFENSIVE

- Total Tackles

3 at Buffalo Bills, Jan 09, 2021
- Solo Tackles

3 at Buffalo Bills, Jan 09, 2021

2018 GAME-BY-GAME REGULAR-SEASON STATISTICS (COLTS)

| DATE | OPPONENT | P/S | TACKLES | | | | | | | | INTERCEPTIONS | | | | | | FUMBLES | | | | | ST | | | | MISC | | |
|-------------|-------------|-----|---------|---|---|----|-----|-----|-----|-----|-----------------|-----|----|----|----|----|---------|----|-----|----|---|----|----|----|---|------|------|--------|
| | | | TK | S | A | SK | YDS | TFL | YDS | QBH | NO | YDS | LG | TD | PD | FF | FR | TD | YDS | TK | S | A | FF | FR | S | A | W/L | SCORE |
| 09/09 | Bengals | | | | | | | | | | INJURED RESERVE | | | | | | | | | | | | | | | | L | 23-34 |
| 09/16 | at Redskins | | | | | | | | | | INJURED RESERVE | | | | | | | | | | | | | | | | W | 21-9 |
| 09/23 | at Eagles | | | | | | | | | | INJURED RESERVE | | | | | | | | | | | | | | | | L | 16-20 |
| 09/30 | Texans | | | | | | | | | | INJURED RESERVE | | | | | | | | | | | | | | | | L | 34-37+ |
| 10/04 | at Patriots | | | | | | | | | | INJURED RESERVE | | | | | | | | | | | | | | | | L | 24-38 |
| 10/14 | at Jets | | | | | | | | | | INJURED RESERVE | | | | | | | | | | | | | | | | L | 34-42 |
| 10/21 | Bills | | | | | | | | | | INJURED RESERVE | | | | | | | | | | | | | | | | W | 37-5 |
| 10/28 | at Raiders | | | | | | | | | | INJURED RESERVE | | | | | | | | | | | | | | | | W | 42-28 |
| 11/11 | Jaguars | S | 3 | 2 | 1 | 0 | 0 | 0 | 0 | 0 | 0 | 0 | 0 | 0 | 1 | 0 | 0 | 0 | 0 | 0 | 0 | 0 | 0 | 0 | 0 | 0 | W | 29-26 |
| 11/18 | Titans | S | 3 | 2 | 1 | 0 | 0 | 0 | 0 | 1 | 2 | 0 | 0 | 0 | 0 | 0 | 0 | 0 | 0 | 0 | 0 | 0 | 0 | 0 | 0 | 0 | W | 38-10 |
| 11/25 | Dolphins | S | 0 | 0 | 0 | 0 | 0 | 0 | 0 | 0 | 2 | 0 | 0 | 0 | 0 | 0 | 0 | 0 | 0 | 0 | 0 | 0 | 0 | 0 | 0 | 0 | W | 27-24 |
| 12/02 | at Jaguars | S | 0 | 0 | 0 | 0 | 0 | 0 | 0 | 0 | 2 | 0 | 0 | 0 | 0 | 0 | 0 | 0 | 0 | 0 | 0 | 0 | 0 | 0 | 0 | 0 | L | 0-6 |
| 12/09 | at Texans | P | 1 | 0 | 1 | 0 | 0 | 0 | 0 | 0 | 0 | 0 | 0 | 0 | 0 | 0 | 0 | 0 | 0 | 0 | 0 | 0 | 0 | 0 | 0 | 0 | W | 24-21 |
| 12/16 | Cowboys | P | 4 | 3 | 1 | 2 | 0 | 16 | 2 | 16 | 2 | 0 | 0 | 0 | 0 | 0 | 0 | 0 | 0 | 0 | 0 | 0 | 0 | 0 | 0 | 0 | W | 23-0 |
| 12/23 | Giants | S | 2 | 2 | 0 | 0 | 0 | 0 | 0 | 0 | 1 | 0 | 0 | 0 | 0 | 0 | 0 | 0 | 0 | 0 | 0 | 0 | 0 | 0 | 0 | 0 | W | 28-27 |
| 12/30 | at Titans | S | 0 | 0 | 0 | 0 | 0 | 0 | 0 | 0 | 0 | 0 | 0 | 0 | 0 | 0 | 0 | 0 | 0 | 0 | 0 | 0 | 0 | 0 | 0 | 0 | W | 33-17 |
| 2018 TOTALS | | 8-6 | 13 | 9 | 4 | 2 | 0 | 16 | 3 | 18 | 8 | 0 | 0 | 0 | 0 | 1 | 0 | 0 | 0 | 0 | 0 | 0 | 0 | 0 | 0 | 0 | 10-6 | |

+ - Overtime



2019 GAME-BY-GAME REGULAR-SEASON STATISTICS (COLTS)

| DATE | OPPONENT | P/S | TACKLES | | | | | | | INTERCEPTIONS | | | | | FUMBLES | | | | ST | | | MISC | | W/L | SCORE | | | |
|--------------|---------------|-----|---------|---|---|-----|-----|-----|-----|---------------|----|----------|----|----|---------|----|----|----|-----|----|---|------|----|-----|-------|-----|--------|---|
| | | | TK | S | A | SK | YDS | TFL | YDS | QBH | NO | YDS | LG | TD | PD | FF | FR | TD | YDS | TK | S | A | FF | | | FR | S | A |
| 09/08 | at Chargers | | | | | | | | | | | INACTIVE | | | | | | | | | | | | | | L | 24-30+ | |
| 09/15 | at Titans | P | 1 | 0 | 1 | 0.0 | 0.0 | 0 | 0 | 0 | 0 | 0 | 0 | 0 | 0 | 0 | 0 | 0 | 0 | 0 | 0 | 0 | 0 | 0 | 0 | W | 19-17 | |
| 09/22 | Falcons | P | 0 | 0 | 0 | 0.0 | 0.0 | 0 | 0 | 0 | 0 | 0 | 0 | 0 | 0 | 0 | 0 | 0 | 0 | 0 | 0 | 0 | 0 | 0 | 0 | W | 27-24 | |
| 09/29 | Raiders | | | | | | | | | | | INACTIVE | | | | | | | | | | | | | | L | 24-31 | |
| 10/06 | at Chiefs | | | | | | | | | | | INACTIVE | | | | | | | | | | | | | | W | 19-13 | |
| 10/20 | Texans | | | | | | | | | | | INACTIVE | | | | | | | | | | | | | | W | 30-23 | |
| 10/27 | Broncos | | | | | | | | | | | INACTIVE | | | | | | | | | | | | | | W | 15-13 | |
| 11/03 | at Steelers | | | | | | | | | | | INACTIVE | | | | | | | | | | | | | | L | 24-26 | |
| 11/10 | Dolphins | | | | | | | | | | | INACTIVE | | | | | | | | | | | | | | L | 12-16 | |
| 11/17 | Jaguars | P | 0 | 0 | 0 | 0.0 | 0.0 | 0 | 0 | 0 | 0 | 0 | 0 | 0 | 0 | 0 | 0 | 0 | 0 | 0 | 0 | 0 | 0 | 0 | 0 | W | 33-13 | |
| 11/21 | at Texans | P | 0 | 0 | 0 | 0.0 | 0.0 | 0 | 0 | 0 | 0 | 0 | 0 | 0 | 0 | 0 | 0 | 0 | 0 | 0 | 0 | 0 | 0 | 0 | 0 | L | 17-20 | |
| 12/01 | Titans | P | 0 | 0 | 0 | 0.0 | 0.0 | 0 | 0 | 0 | 0 | 0 | 0 | 0 | 0 | 0 | 0 | 0 | 0 | 0 | 0 | 0 | 0 | 0 | 0 | L | 17-31 | |
| 12/08 | at Buccaneers | P | 2 | 1 | 1 | 0.0 | 0.0 | 0 | 0 | 0 | 0 | 0 | 0 | 0 | 0 | 0 | 0 | 0 | 0 | 0 | 0 | 0 | 0 | 0 | 0 | L | 35-38 | |
| 12/16 | at Saints | P | 1 | 1 | 0 | 0.0 | 0.0 | 1 | 2 | 0 | 0 | 0 | 0 | 0 | 0 | 0 | 0 | 0 | 0 | 0 | 0 | 0 | 0 | 0 | 0 | L | 7-34 | |
| 12/22 | Panthers | P | 1 | 1 | 0 | 0.0 | 0.0 | 0 | 0 | 0 | 0 | 0 | 0 | 0 | 0 | 0 | 0 | 0 | 0 | 0 | 0 | 0 | 0 | 0 | 0 | W | 38-6 | |
| 12/29 | at Jaguars | P | 0 | 0 | 0 | 0.0 | 0.0 | 0 | 0 | 1 | 0 | 0 | 0 | 0 | 0 | 0 | 0 | 0 | 0 | 0 | 0 | 0 | 0 | 0 | 0 | L | 20-38 | |
| 2019 TOTALS | | 9-0 | 5 | 3 | 2 | 0.0 | 0.0 | 1 | 2 | 1 | 0 | 0 | 0 | 0 | 0 | 0 | 0 | 0 | 0 | 0 | 0 | 0 | 0 | 0 | 0 | 7-9 | | |
| + - Overtime | | | | | | | | | | | | | | | | | | | | | | | | | | | | |

2020 GAME-BY-GAME REGULAR-SEASON STATISTICS (COLTS)

| DATE | OPPONENT | P/S | TACKLES | | | | | | | | INTERCEPTIONS | | | | | FUMBLES | | | ST | | | MISC | | W/L | SCORE | | | | |
|--------------|-------------|-----|---------|----|----|-----|------|------|-----|-----|---------------|-----|----|----|----|---------|----|----|-----|----|---|------|----|-----|-------|--------|------|---|--|
| | | | TK | S | A | SK | YDS | TFL | YDS | QBH | NO | YDS | LG | TD | PD | FF | FR | TD | YDS | TK | S | A | FF | | | FR | S | A | |
| 09/13 | at Jaguars | P | 0 | 0 | 0 | 0.0 | 0.0 | 0 | 0 | 0 | 0 | 0 | 0 | 0 | 0 | 0 | 0 | 0 | 0 | 0 | 0 | 0 | 0 | 0 | L | 20-27 | | | |
| 09/20 | Vikings | P | 2 | 1 | 1 | 1.0 | 5.0 | 1 | 5 | 1 | 0 | 0 | 0 | 0 | 0 | 0 | 0 | 0 | 0 | 0 | 0 | 0 | 0 | 0 | W | 28-11 | | | |
| 09/27 | Jets | P | 0 | 0 | 0 | 0.0 | 0.0 | 0 | 0 | 0 | 0 | 0 | 0 | 0 | 0 | 0 | 0 | 0 | 0 | 0 | 0 | 0 | 0 | 0 | W | 36-7 | | | |
| 10/04 | at Bears | P | 0 | 0 | 0 | 0.0 | 0.0 | 0 | 0 | 0 | 0 | 0 | 0 | 0 | 0 | 0 | 0 | 0 | 0 | 0 | 0 | 0 | 0 | 0 | W | 19-11 | | | |
| 10/11 | at Browns | P | 0 | 0 | 0 | 0.0 | 0.0 | 0 | 0 | 0 | 0 | 0 | 0 | 0 | 0 | 0 | 0 | 0 | 0 | 0 | 0 | 0 | 0 | 0 | L | 23-32 | | | |
| 10/18 | Bengals | P | 5 | 2 | 3 | 0.5 | 2.5 | 1 | 1 | 1 | 0 | 0 | 0 | 0 | 0 | 0 | 0 | 0 | 0 | 0 | 0 | 0 | 0 | 0 | W | 31-27 | | | |
| 11/01 | at Lions | P | 3 | 3 | 0 | 2.0 | 10.0 | 2 | 10 | 2 | 0 | 0 | 0 | 0 | 1 | 0 | 0 | 0 | 0 | 0 | 0 | 0 | 0 | 0 | W | 41-21 | | | |
| 11/08 | Ravens | P | 0 | 0 | 0 | 0.0 | 0.0 | 0 | 0 | 0 | 0 | 0 | 0 | 0 | 0 | 0 | 0 | 0 | 0 | 0 | 0 | 0 | 0 | 0 | L | 10-24 | | | |
| 11/12 | at Titans | P | 3 | 3 | 0 | 0.0 | 0.0 | 2 | 2 | 0 | 0 | 0 | 0 | 0 | 0 | 0 | 0 | 0 | 0 | 0 | 0 | 0 | 0 | 0 | W | 34-17 | | | |
| 11/22 | Packers | S | 3 | 3 | 0 | 0.0 | 0.0 | 0 | 0 | 0 | 0 | 0 | 0 | 0 | 0 | 0 | 0 | 0 | 0 | 0 | 0 | 0 | 0 | 0 | W | 34-31+ | | | |
| 11/29 | Titans | S | 5 | 5 | 0 | 0.0 | 0.0 | 1 | 0 | 0 | 0 | 0 | 0 | 0 | 1 | 0 | 0 | 0 | 0 | 0 | 0 | 0 | 0 | 0 | L | 26-45 | | | |
| 12/06 | at Texans | P | 0 | 0 | 0 | 0.0 | 0.0 | 0 | 0 | 1 | 0 | 0 | 0 | 0 | 0 | 0 | 0 | 0 | 0 | 0 | 0 | 0 | 0 | 0 | W | 26-20 | | | |
| 12/13 | at Raiders | P | 1 | 1 | 0 | 0.0 | 0.0 | 1 | 3 | 0 | 0 | 0 | 0 | 0 | 0 | 0 | 0 | 0 | 0 | 0 | 0 | 0 | 0 | 0 | W | 44-27 | | | |
| 12/20 | Texans | S | 1 | 0 | 1 | 0.5 | 2.5 | 0 | 0 | 1 | 0 | 0 | 0 | 0 | 0 | 0 | 0 | 0 | 0 | 0 | 0 | 0 | 0 | 0 | W | 27-20 | | | |
| 12/27 | at Steelers | P | 1 | 1 | 0 | 0.0 | 0.0 | 0 | 0 | 0 | 0 | 0 | 0 | 0 | 0 | 0 | 0 | 0 | 0 | 0 | 0 | 0 | 0 | 0 | L | 24-28 | | | |
| 01/03 | Jaguars | P | 0 | 0 | 0 | 0.0 | 0.0 | 0 | 0 | 0 | 0 | 0 | 0 | 0 | 0 | 0 | 0 | 0 | 0 | 0 | 0 | 0 | 0 | 0 | W | 28-14 | | | |
| 2020 TOTALS | | | 16-3 | 24 | 19 | 5 | 4.0 | 20.0 | 8 | 21 | 6 | 0 | 0 | 0 | 0 | 2 | 0 | 0 | 0 | 0 | 0 | 0 | 0 | 0 | 0 | 0 | 11-5 | | |
| + - Overtime | | | | | | | | | | | | | | | | | | | | | | | | | | | | | |



2021 GAME-BY-GAME REGULAR-SEASON STATISTICS (COLTS)

[illegible]

+ - Overtime

2022 GAME-BY-GAME REGULAR-SEASON STATISTICS (COLTS)

[illegible]

† - Overtime

2023 GAME-BY-GAME REGULAR-SEASON STATISTICS (COLTS)

| | | | TACKLES | | | | | | | INTERCEPTIONS | | | | | FUMBLES | | | ST | | | MISC | | | | | | | |
|--------------|------------|-----|---------|---|---|-----|-----|-----|-----|---------------|----|-----|----|----|---------|----|----|----|-----|----|------|---|----|----|---|-----|-----|--------|
| DATE | OPPONENT | P/S | TK | S | A | SK | YDS | TFL | YDS | QBH | NO | YDS | LG | TD | PD | FF | FR | TD | YDS | TK | S | A | FF | FR | S | A | W/L | SCORE |
| 09/10 | Jaguars | P | 0 | 0 | 0 | 0.0 | 0.0 | 0 | 0 | 0 | 0 | 0 | 0 | 0 | 0 | 0 | 0 | 0 | 0 | 0 | 0 | 0 | 0 | 0 | 0 | 0 | L | 21-31 |
| 09/17 | at Texans | P | 2 | 2 | 0 | 0.0 | 0.0 | 0 | 0 | 0 | 0 | 0 | 0 | 0 | 0 | 0 | 0 | 0 | 0 | 0 | 0 | 0 | 0 | 0 | 0 | 0 | W | 31-20 |
| 09/24 | at Ravens | P | 1 | 1 | 0 | 0.0 | 0.0 | 0 | 0 | 0 | 0 | 0 | 0 | 0 | 0 | 0 | 0 | 0 | 0 | 0 | 0 | 0 | 0 | 0 | 0 | 0 | W | 22-19+ |
| 10/01 | Rams | P | 1 | 1 | 0 | 0.0 | 0.0 | 1 | 0 | 0 | 0 | 0 | 0 | 0 | 0 | 0 | 0 | 0 | 0 | 0 | 0 | 0 | 0 | 0 | 0 | 0 | L | 23-29+ |
| 10/08 | Titans | P | 0 | 0 | 0 | 0.0 | 0.0 | 0 | 0 | 3 | 0 | 0 | 0 | 0 | 1 | 0 | 0 | 0 | 0 | 0 | 0 | 0 | 0 | 0 | 0 | 0 | W | 23-16 |
| 10/15 | at Jaguars | P | 2 | 1 | 1 | 1.0 | 6.0 | 1 | 6 | 1 | 0 | 0 | 0 | 0 | 0 | 0 | 0 | 0 | 0 | 0 | 0 | 0 | 0 | 0 | 0 | 0 | L | 20-37 |
| 10/22 | Browns | P | 3 | 1 | 2 | 0.0 | 0.0 | 1 | 0 | 1 | 0 | 0 | 0 | 0 | 0 | 0 | 0 | 0 | 0 | 0 | 0 | 0 | 0 | 0 | 0 | 0 | L | 38-39 |
| 2023 TOTALS | | | 7-0 | 9 | 6 | 3 | 1.0 | 6.0 | 3 | 6 | 5 | 0 | 0 | 0 | 0 | 1 | 0 | 0 | 0 | 0 | 0 | 0 | 0 | 0 | 0 | 3-4 | | |
| + - Overtime | | | | | | | | | | | | | | | | | | | | | | | | | | | | |

+ - Overtime



2018 GAME-BY-GAME POSTSEASON STATISTICS (COLTS)

| | | | TACKLES | | | | | | | INTERCEPTIONS | | | | FUMBLES | | | | ST | | | | MISC | | | | | | | |
|-------------|-----------|-----|---------|---|---|-----|-----|-----|-----|---------------|----------|-----|----|---------|----|----|----|----|-----|----|---|------|----|----|---|---|-------|-------|--|
| DATE | OPPONENT | P/S | TK | S | A | SK | YDS | TFL | YDS | QBH | NO | YDS | LG | TD | PD | FF | FR | TD | YDS | TK | S | A | FF | FR | S | A | W/L | SCORE | |
| 01/05 | at Texans | | | | | | | | | | INACTIVE | | | | | | | | | | | | | | | W | 21-7 | | |
| 01/12 | at Chiefs | | | | | | | | | | INACTIVE | | | | | | | | | | | | | | | L | 13-31 | | |
| 2018 TOTALS | | | 0 | 0 | 0 | 0.0 | 0.0 | 0 | 0 | 0 | 0 | 0 | 0 | 0 | 0 | 0 | 0 | 0 | 0 | 0 | 0 | 0 | 0 | 0 | 0 | 0 | 0 | 1-1 | |

2020 GAME-BY-GAME POSTSEASON STATISTICS (COLTS)

| DATE | OPPONENT | P/S | TACKLES | | | | | | | INTERCEPTIONS | | | | FUMBLES | | | | ST | | | MISC | | W/L | SCORE | | | |
|-------------|----------|-----|---------|---|---|-----|-----|-----|-----|---------------|----|-----|----|---------|----|----|----|----|-----|----|------|---|-----|-------|----|-----|-------|
| | | | TK | S | A | SK | YDS | TFL | YDS | QBH | NO | YDS | LG | TD | PD | FF | FR | TD | YDS | TK | S | A | | | FF | FR | S |
| 01/09 | at Bills | P | 3 | 3 | 0 | 0.0 | 0.0 | 0 | 0 | 1 | 0 | 0 | 0 | 0 | 0 | 0 | 0 | 0 | 0 | 0 | 0 | 0 | 0 | 0 | 0 | L | 24-27 |
| 2020 TOTALS | | | 1 | 3 | 3 | 0.0 | 0.0 | 0 | 0 | 1 | 0 | 0 | 0 | 0 | 0 | 0 | 0 | 0 | 0 | 0 | 0 | 0 | 0 | 0 | 0 | 0-1 | |



WILL MALLORY: SELECTED BY THE COLTS IN THE FIFTH ROUND (162ND OVERALL) OF THE 2023 NFL DRAFT.



6-4 • 239 LBS
NFL EXP: ROOKIE
BORN: 6/22/99

 **COLLEGE:**
MIAMI (FL)

4TH-AND-SHORT

- Played in 58 games (40 starts) at Miami (2018-22) and totaled 115 receptions for 1,544 yards and 14 touchdowns.
- Named a 2022 Second Team All-ACC selection.
- His grandpa, Bill, served as the head football coach at Miami of Ohio (1969-73), Colorado (1974-78), Northern Illinois (1980-83) and Indiana (1984-96).
- His father, Mike, played linebacker at Michigan and worked as an assistant coach at both the college and NFL level.

A COACH'S SON

Will's father, Mike, played collegiately and followed that up with a 37-year coaching career (1986-present). From 1986-2007, he coached collegiately with a focus on linebackers. From 2008 to now, he has served as an assistant special teams coach for the New Orleans Saints (2008-12), special teams coordinator (2013-16) and assistant special teams coach (2017-20) for the Jacksonville Jaguars and has been on the Denver Bronco's staff as an assistant special teams coach since the 2022 season.

NFL HIGHLIGHTS

- In 2023, he has appeared in three games and has tallied two receptions for 49 yards. In Week 2 at HOU, he made his NFL debut and totaled two receptions for 49 yards.



COLLEGE HIGHLIGHTS

- Played in 58 games (40 starts) at Miami (2018-22) and totaled 115 receptions for 1,544 yards and 14 touchdowns.
- In 2022, he was a team captain and named a Second Team All-ACC selection after he started all 12 games he appeared in and tallied 43 receptions for a team-high 538 yards and three touchdowns. Named a Second Team All-ACC selection. Selected as a team captain. Led the team in receiving. In his last collegiate game against Pittsburgh, he hauled in a single-game season-high nine receptions for 103 yards and one touchdown. Against North Carolina, he tallied eight receptions for 115 yards.
- Started 12 games in 2021 and recorded 30 receptions for 347 yards and four touchdowns. Ranked third on the team in receiving touchdowns. Against Florida State, he registered single-game season highs in receptions (five) and receiving yards (72) and also added one touchdown. In a win at Pittsburgh, he accumulated three receptions for 66 yards and one touchdown.
- In 2020, he saw action in 11 games (seven starts) and registered 22 receptions for 329 yards and four touchdowns. In a win versus Pittsburgh, he recorded two receptions for 51 yards and two touchdowns.
- Saw action in 13 games (eight starts) in 2019 and compiled 16 receptions for 293 yards and two touchdowns.
- As a true freshman in 2018, he appeared in 10 games (one start) and tallied five receptions for 37 yards and one touchdown.

PERSONAL

- Attended Providence High School in Jacksonville, Fla.
- Named a four-star prospect by ESPN, *247Sports* and *Rivals*.
- Selected to the 2017 *Florida Times-Union* Super 11 High School Football Team.
- In 2017, he participated in The Opening.
- As a junior, he earned all-conference honors after he tallied 46 receptions for 900 yards and 12 touchdowns.
- Also lettered in basketball and track and finished fourth in the 2018 state championships in the 100 meters and 110-meter hurdles.
- His grandpa, Bill, served as the head football coach at Miami of Ohio (1969-73), Colorado (1974-78), Northern Illinois (1980-83) and Indiana (1984-96).
- His father, Mike, played linebacker at Michigan and worked as an assistant coach at both the college and NFL level. He's worked with the New Orleans Saints (2008-2012), Jacksonville Jaguars (2013-20) and Denver Broncos (2022).
- His uncle, Doug, is the head coach at Indiana State.
- A native of Jacksonville, Fla.

WILL MALLORY'S - NFL REGULAR SEASON STATISTICS

| DATE | TEAM | RECEIVING | | | | | | | RUSHING | | | | |
|--------|-------|-----------|----|-----|------|------|----|----|---------|------|------|----|----|
| | | GP | GS | NO. | YDS. | AVG. | LG | TD | NO. | YDS. | AVG. | LG | TD |
| 2023 | Colts | 3 | 0 | 2 | 49 | 24.5 | 43 | 0 | 0 | 0 | 0.0 | 0 | 0 |
| TOTALS | | 3 | 0 | 2 | 49 | 24.5 | 43 | 0 | 0 | 0 | 0.0 | 0 | 0 |

WILL MALLORY'S - NFL REGULAR SEASON STATISTICS

| | | KICKOFF RETURNS | | | | | PUNT RETURNS | | | | | |
|--------|-------|-----------------|------|------|----|----|--------------|----|------|------|----|----|
| DATE | TEAM | RET. | YDS. | AVG. | LG | TD | NO. | FC | YDS. | AVG. | LG | TD |
| 2023 | Colts | 0 | 0 | 0.0 | 0 | 0 | 0 | 0 | 0 | 0.0 | 0 | 0 |
| TOTALS | | 0 | 0 | 0.0 | 0 | 0 | 0 | 0 | 0 | 0.0 | 0 | 0 |

SINGLE-GAME HIGHS: RECEIVING

Receptions

Receiving Yards

2 at Houston Texans, Sep 17, 2023

49 at Houston Texans, Sep 17, 2023

Longest Receptions

All-Purpose Yards

43 at Houston Texans, Sep 17, 2023

6 at Houston Texans, Sep 17, 2023

49 at Houston Texans, Sep 17, 2023



2023 GAME-BY-GAME REGULAR-SEASON STATISTICS (COLTS)

| DATE | OPPONENT | P/S | RECEIVING | | | | TD | RUSHING | | | | TD | W/L | SCORE |
|-------------|------------|-----|-----------|------|------|----|----|----------|------|------|----|----|-----|--------|
| | | | NO. | YDS. | AVG. | LG | | NO. | YDS. | AVG. | LG | | | |
| 09/10 | Jaguars | | | | | | | INACTIVE | | | | | L | 21-31 |
| 09/17 | at Texans | P | 2 | 49 | 24.5 | 43 | 0 | 0 | 0 | 0.0 | 0 | 0 | W | 31-20 |
| 09/24 | at Ravens | | | | | | | INACTIVE | | | | | W | 22-19+ |
| 10/01 | Rams | | | | | | | INACTIVE | | | | | L | 23-29+ |
| 10/08 | Titans | | | | | | | INACTIVE | | | | | W | 23-16 |
| 10/15 | at Jaguars | P | 0 | 0 | 0.0 | 0 | 0 | 0 | 0 | 0.0 | 0 | 0 | L | 20-37 |
| 10/22 | Browns | P | 0 | 0 | 0.0 | 0 | 0 | 0 | 0 | 0.0 | 0 | 0 | L | 38-39 |
| 2023 TOTALS | | 3-0 | 2 | 49 | 24.5 | 43 | 0 | 0 | 0 | 0.0 | 0 | 0 | 3-4 | |

+ - Overtime

92 JAKE MARTIN

DEFENSIVE END



JAKE MARTIN: SIGNED BY THE COLTS AS A FREE AGENT ON AUGUST 31, 2023.

6-2 • 242 LBS
NFL EXP: 6
(1ST YEAR WITH THE COLTS)
BORN: 12/11/95



COLLEGE:
TEMPLE

4TH-AND-SHORT

- In his first five seasons, he played in 74 games (15 starts) with the Texans (2019-21, 2023), Broncos (2022), Jets (2022) and Seahawks (2018). He has compiled 74 tackles (42 solo), 15.0 tackles for loss, 16.0 sacks, four passes defended, seven forced fumbles, three fumble recoveries and four special teams stops.
- Second Team All-American Athletic Conference.

NFL HIGHLIGHTS

- He has played in 81 career games (15 starts) in six seasons with the Colts (2023), Texans (2019-21, 2023), Broncos (2022), Jets (2022) and Seahawks (2018). He has compiled 77 tackles (44 solo), 16.0 tackles for loss, 17.0 sacks, four passes defended, seven forced fumbles, three fumble recoveries and four special teams stops. He has appeared in three postseason contests and has registered five tackles (three solo), 2.0 tackles for loss, 1.0 sack, one fumble recovery and one special teams stop.
- In 2023, he has appeared in all seven games and has recorded three tackles (two solo), 1.0 tackle for loss and 1.0 sack. In Week 2 at HOU, he recorded one solo tackle, 1.0 tackle for loss and 1.0 sack.
- Appeared in 13 total games with Denver and New York and tallied 14 tackles (seven solo) in 2022, 2.0 tackles for loss, 2.5 sacks and one forced fumble.
- Saw action in all 17 games (14 starts) in 2021 and compiled single-season career highs in tackles (23), tackles for loss (5.0), sacks (4.0) and forced fumbles (two).
- In 2020, he competed in 14 games (one start) and registered 20 tackles (13 solo), 3.0 tackles for loss, 3.0 sacks, one forced fumble and one fumble recovery.
- Saw action in 14 games in 2019 and tallied 11 tackles (six solo), 3.0 tackles for loss, 3.5 sacks, one forced fumble and one fumble recovery. He also competed in



jacobsphotos_



NFL HIGHLIGHTS CONT...

- two postseason contests and compiled two solo tackles, 2.0 tackles for loss, 1.0 sack and one fumble recovery.
- In 2018, he appeared in all 16 games and recorded six tackles (five solo), 2.0 tackles for loss, 3.0 sacks, two forced fumbles and one fumble recovery. Also added four special teams stops. He also saw action in one postseason contest and accumulated three tackles (one solo) and one special teams stop.

COLLEGE HIGHLIGHTS

- Saw action in 50 games (15 starts) at Temple (2014-17) and tallied 80 tackles (42 solo), 17.5 tackles for loss, 11.5 sacks, two passes defended, two forced fumbles and four fumble recoveries (one returned for a touchdown).
- In 2017, he earned Second Team All-American Athletic Conference honors after he appeared in 13 games (12 starts) and recorded 80 tackles (42 solo), 11.0 tackles for loss, 8.0 sacks, two forced fumbles and two fumble recoveries. He led the team in sacks and fumble recoveries and ranked second in tackles for loss.
- As a junior, he saw action in 12 games (one start) and registered 18 tackles (10 solo), 2.5 tackles for loss, 2.5 sacks and two passes defended. He was awarded a single-digit number, which is voted by the players and given to the toughest players on the team.
- In 2015, he competed in 13 games (one start) and tallied five tackles (two solo), 2.5 tackles for loss, 1.0 sack and one fumble recovery.
- As a true freshman, he appeared in 12 games (one start) and compiled 13 tackles (six solo), 1.5 tackles for loss and one fumble recovery.

PERSONAL

- Attended Cherokee Trail High School in Aurora, Colo.
- As a senior, he tallied 44 tackles (27 solo), 8.0 tackle for loss and 5.5 sacks.
- His brother, Josh Martin played six seasons in the NFL with the Jets (2016-18), Buccaneers (2015) and Chiefs (2013-14). He also briefly spent time on the Colts practice squad.
- Majored in journalism.
- A native of Aurora, Colo.

JAKE MARTIN'S - NFL REGULAR SEASON STATISTICS

| DATE | TEAM | GP | GS | TK | S | A | TACKLES | | | | | INTERCEPTIONS | | | | | FUMBLES | | | | | ST | | | | MISC | |
|--------------------------------|----------|----|----|----|----|----|---------|-----|------|-------|----|---------------|----|----|----|----|---------|----|-----|----|---|----|----|---|---|------|---|
| | | | | | | | TFL | YDS | SK | QBH | NO | YDS | LG | TD | PD | FF | FR | TD | YDS | TK | A | FF | FR | | | | |
| 2018 | Seahawks | 16 | 0 | 6 | 5 | 1 | 2 | 6 | 3.0 | 12.0 | 8 | 0 | 0 | 0 | 0 | 0 | 2 | 1 | 0 | 0 | 4 | 3 | 1 | 0 | 0 | 0 | 0 |
| 2019 | Texans | 14 | 0 | 11 | 6 | 5 | 3 | 25 | 3.5 | 27.0 | 7 | 0 | 0 | 0 | 0 | 1 | 0 | 0 | 0 | 0 | 0 | 0 | 0 | 1 | 0 | 0 | 0 |
| 2020 | Texans | 14 | 1 | 20 | 13 | 7 | 3 | 20 | 3.0 | 16.0 | 3 | 0 | 0 | 0 | 0 | 1 | 1 | 0 | 0 | 0 | 0 | 0 | 0 | 0 | 0 | 0 | 0 |
| 2021 | Texans | 17 | 14 | 23 | 11 | 12 | 5 | 22 | 4.0 | 25.0 | 6 | 0 | 0 | 0 | 0 | 3 | 2 | 0 | 0 | 0 | 0 | 0 | 0 | 0 | 0 | 0 | 0 |
| 2022 | Jets | 8 | 0 | 8 | 3 | 5 | 0 | 0 | 1.5 | 8.0 | 4 | 0 | 0 | 0 | 0 | 0 | 1 | 0 | 0 | 0 | 0 | 0 | 0 | 0 | 0 | 0 | 0 |
| Went from N.Y. Jets to Denver. | | | | | | | | | | | | | | | | | | | | | | | | | | | |
| 2022 | Broncos | 1 | 0 | 6 | 4 | 2 | 2 | 11 | 1.0 | 11.0 | 1 | 0 | 0 | 0 | 0 | 0 | 0 | 0 | 0 | 0 | 0 | 0 | 0 | 0 | 0 | 0 | 0 |
| 2022 | TOTAL | 9 | 0 | 14 | 7 | 7 | 2 | 11 | 2.5 | 19.0 | 5 | 0 | 0 | 0 | 0 | 1 | 0 | 0 | 0 | 0 | 0 | 0 | 0 | 0 | 0 | 0 | 0 |
| 2023 | Colts | 7 | 0 | 3 | 2 | 1 | 1 | 11 | 1.0 | 11.0 | 2 | 0 | 0 | 0 | 0 | 0 | 0 | 0 | 0 | 0 | 0 | 0 | 0 | 0 | 0 | 0 | 0 |
| TOTALS | | 77 | 15 | 77 | 44 | 33 | 16 | 95 | 17.0 | 110.0 | 31 | 0 | 0 | 0 | 0 | 4 | 7 | 2 | 0 | 0 | 4 | 3 | 1 | 0 | 1 | 0 | 0 |



92

JAKE MARTIN

DEFENSIVE END



JAKE MARTIN'S - NFL POSTSEASON STATISTICS

| | | | TACKLES | | | | | | | | | INTERCEPTIONS | | | | | FUMBLES | | | | ST | | | | MISC | | | |
|--------|----------|----|---------|----|---|---|-----|-----|-----|------|-----|---------------|-----|----|----|----|---------|----|----|-----|----|---|---|----|------|---|---|---|
| DATE | TEAM | GP | GS | TK | S | A | TFL | YDS | SK | YDS | QBH | NO | YDS | LG | TD | PD | FF | FR | TD | YDS | TK | S | A | FF | FR | S | A | |
| 2018 | Seahawks | 1 | 0 | 3 | 1 | 2 | 0 | 0 | 0.0 | 0.0 | 0 | 0 | 0 | 0 | 0 | 0 | 0 | 0 | 0 | 0 | 0 | 1 | 1 | 0 | 0 | 0 | 0 | 0 |
| 2019 | Texans | 2 | 0 | 2 | 2 | 0 | 2 | 22 | 1.0 | 19.0 | 2 | 0 | 0 | 0 | 0 | 0 | 0 | 0 | 1 | 0 | 0 | 0 | 0 | 0 | 0 | 0 | 0 | |
| TOTALS | | 3 | 0 | 5 | 3 | 2 | 2 | 22 | 1.0 | 19.0 | 2 | 0 | 0 | 0 | 0 | 0 | 0 | 0 | 1 | 0 | 0 | 1 | 1 | 0 | 0 | 0 | 0 | 0 |

SINGLE-GAME HIGHS: DEFENSIVE

| | | | |
|-----------------|---|---------------------------------|---|
| Total Tackles | 4 at Arizona Cardinals, Oct 24, 2021 ...1 more at 4. | Fumble Recoveries | 1 at Tennessee Titans, Oct 18, 2020 ...1 more at 1. |
| Solo Tackles | 3 vs. Cincinnati Bengals, Dec 27, 2020 2 at Baltimore Ravens, Dec 04, 2022 ...6 more at 2. | Tackles For Loss | 1 vs. New York Jets, Nov 28, 2021 ...12 more at 1. |
| Sacks | 1.5 vs. New England Patriots, Dec 01, 2019 1.0 vs. New York Jets, Nov 28, 2021 ...11 more at 1.0. | Safeties | 1 at Arizona Cardinals, Oct 24, 2021 |
| Passes Defensed | 1 vs. Tennessee Titans, Jan 09, 2022 ...3 more at 1. | Special Teams Tackles | 1 at San Francisco 49ers, Dec 16, 2018 ...3 more at 1. |
| Forced Fumbles | 1 at Tennessee Titans, Nov 21, 2021 ...5 more at 1. | Special Teams Fumble Recoveries | 1 vs. Indianapolis Colts, Nov 21, 2019 |

SINGLE-GAME HIGHS - POSTSEASON: DEFENSIVE

| | | | |
|---------------|---|-----------------------|--|
| Total Tackles | 3 at Dallas Cowboys, Jan 05, 2019 1 at Kansas City Chiefs, Jan 12, 2020 ...1 more at 1. | Fumble Recoveries | 1 vs. Buffalo Bills, Jan 04, 2020 |
| Solo Tackles | 1 at Kansas City Chiefs, Jan 12, 2020 ...2 more at 1. | Tackles For Loss | 1 at Kansas City Chiefs, Jan 12, 2020 ...1 more at 1. |
| Sacks | 1.0 vs. Buffalo Bills, Jan 04, 2020 | Special Teams Tackles | 1 at Dallas Cowboys, Jan 05, 2019 |

2018 GAME-BY-GAME REGULAR-SEASON STATISTICS (SEAHAWKS)

| DATE | OPPONENT | P/S | TACKLES | | | | | | | | INTERCEPTIONS | | | | | FUMBLES | | | | ST | | | | MISC | | SCORE | |
|-------------|--------------|-----|---------|---|---|-----|-----|------|-----|-----|---------------|-----|----|----|----|---------|----|----|-----|----|---|---|----|------|---|--------|------|
| | | | TK | S | A | SK | YDS | TFL | YDS | QBH | NO | YDS | LG | TD | PD | FF | FR | TD | YDS | TK | S | A | FF | FR | S | | A |
| 09/09 | at Broncos | P | 0 | 0 | 0 | 0.0 | 0.0 | 0 | 0 | 0 | 0 | 0 | 0 | 0 | 0 | 0 | 0 | 0 | 0 | 0 | 0 | 0 | 0 | 0 | L | 24-27 | |
| 09/17 | at Bears | P | 0 | 0 | 0 | 0.0 | 0.0 | 0 | 0 | 0 | 0 | 0 | 0 | 0 | 0 | 0 | 0 | 0 | 0 | 0 | 0 | 0 | 0 | 0 | L | 17-24 | |
| 09/23 | Cowboys | P | 0 | 0 | 0 | 0.0 | 0.0 | 0 | 0 | 0 | 0 | 0 | 0 | 0 | 0 | 0 | 0 | 0 | 0 | 0 | 0 | 0 | 0 | 0 | W | 24-13 | |
| 09/30 | at Cardinals | P | 1 | 1 | 0 | 0.0 | 0.0 | 1 | 1 | 0 | 0 | 0 | 0 | 0 | 0 | 0 | 0 | 0 | 0 | 0 | 0 | 0 | 0 | 0 | W | 20-17 | |
| 10/07 | Rams | P | 0 | 0 | 0 | 0.0 | 0.0 | 0 | 0 | 0 | 0 | 0 | 0 | 0 | 0 | 0 | 0 | 0 | 0 | 1 | 1 | 0 | 0 | 0 | L | 31-33 | |
| 10/14 | at Raiders | P | 1 | 0 | 1 | 0.0 | 0.0 | 0 | 0 | 1 | 0 | 0 | 0 | 0 | 0 | 1 | 0 | 0 | 0 | 0 | 0 | 0 | 0 | 0 | W | 27-3 | |
| 10/28 | at Lions | P | 0 | 0 | 0 | 0.0 | 0.0 | 0 | 0 | 0 | 0 | 0 | 0 | 0 | 0 | 0 | 0 | 0 | 0 | 0 | 0 | 0 | 0 | 0 | W | 28-14 | |
| 11/04 | Chargers | P | 0 | 0 | 0 | 0.0 | 0.0 | 0 | 0 | 0 | 0 | 0 | 0 | 0 | 0 | 0 | 0 | 0 | 0 | 1 | 0 | 1 | 0 | 0 | L | 17-25 | |
| 11/11 | at Rams | P | 0 | 0 | 0 | 0.0 | 0.0 | 0 | 0 | 1 | 0 | 0 | 0 | 0 | 0 | 0 | 0 | 0 | 0 | 1 | 1 | 0 | 0 | 0 | L | 31-36 | |
| 11/15 | Packers | P | 1 | 1 | 0 | 1.0 | 5.0 | 1 | 5 | 1 | 0 | 0 | 0 | 0 | 0 | 0 | 0 | 0 | 0 | 0 | 0 | 0 | 0 | 0 | W | 27-24 | |
| 11/25 | at Panthers | P | 0 | 0 | 0 | 0.0 | 0.0 | 0 | 0 | 0 | 0 | 0 | 0 | 0 | 0 | 0 | 0 | 0 | 0 | 0 | 0 | 0 | 0 | 0 | W | 30-27 | |
| 12/02 | 49ers | P | 0 | 0 | 0 | 0.0 | 0.0 | 0 | 0 | 1 | 0 | 0 | 0 | 0 | 0 | 0 | 0 | 0 | 0 | 0 | 0 | 0 | 0 | 0 | W | 43-16 | |
| 12/10 | Vikings | P | 1 | 1 | 0 | 1.0 | 0.0 | 0 | 0 | 2 | 0 | 0 | 0 | 0 | 0 | 1 | 0 | 0 | 0 | 0 | 0 | 0 | 0 | 0 | W | 21-7 | |
| 12/16 | at 49ers | P | 0 | 0 | 0 | 0.0 | 0.0 | 0 | 0 | 0 | 0 | 0 | 0 | 0 | 0 | 0 | 0 | 0 | 0 | 1 | 1 | 0 | 0 | 0 | L | 23-26+ | |
| 12/23 | Chiefs | P | 0 | 0 | 0 | 0.0 | 0.0 | 0 | 0 | 1 | 0 | 0 | 0 | 0 | 0 | 0 | 0 | 0 | 0 | 0 | 0 | 0 | 0 | 0 | W | 38-31 | |
| 12/30 | Cardinals | P | 2 | 2 | 0 | 1.0 | 7.0 | 0 | 0 | 1 | 0 | 0 | 0 | 0 | 0 | 1 | 0 | 0 | 0 | 0 | 0 | 0 | 0 | 0 | W | 27-24 | |
| 2018 TOTALS | | | 16-0 | 6 | 5 | 1 | 3.0 | 12.0 | 2 | 6 | 8 | 0 | 0 | 0 | 0 | 0 | 2 | 1 | 0 | 0 | 4 | 3 | 1 | 0 | 0 | 0 | 10-6 |

+ - Overtime





2019 GAME-BY-GAME REGULAR-SEASON STATISTICS (TEXANS)

| | | | TACKLES | | | | | | | | INTERCEPTIONS | | | | | FUMBLES | | | | ST | | | MISC | | | | | | |
|-------------|---------------|-----|------------------|----|---|-----|------|------|-----|-----|---------------|-----|----|----|----|---------|----|----|-----|----|---|---|------|----|---|---|-------|-------|-------|
| DATE | OPPONENT | P/S | TK | S | A | SK | YDS | TFL | YDS | QBH | NO | YDS | LG | TD | PD | FF | FR | TD | YDS | TK | S | A | FF | FR | S | A | W/L/T | SCORE | |
| 09/09 | at Saints | P | 1 | 0 | 1 | 0.0 | 0.0 | 0 | 0 | 0 | 1 | 0 | 0 | 0 | 0 | 0 | 0 | 0 | 0 | 0 | 0 | 0 | 0 | 0 | 0 | 0 | 0 | L | 28-30 |
| 09/15 | Jaguars | P | 0 | 0 | 0 | 0.0 | 0.0 | 0 | 0 | 0 | 0 | 0 | 0 | 0 | 0 | 0 | 0 | 0 | 0 | 0 | 0 | 0 | 0 | 0 | 0 | 0 | 0 | W | 13-12 |
| 09/22 | at Chargers | P | 0 | 0 | 0 | 0.0 | 0.0 | 0 | 0 | 0 | 0 | 0 | 0 | 0 | 0 | 0 | 0 | 0 | 0 | 0 | 0 | 0 | 0 | 0 | 0 | 0 | 0 | W | 27-20 |
| 09/29 | Panthers | P | 0 | 0 | 0 | 0.0 | 0.0 | 0 | 0 | 0 | 0 | 0 | 0 | 0 | 0 | 0 | 0 | 0 | 0 | 0 | 0 | 0 | 0 | 0 | 0 | 0 | 0 | L | 10-16 |
| 10/06 | Falcons | P | 0 | 0 | 0 | 0.0 | 0.0 | 0 | 0 | 0 | 0 | 0 | 0 | 0 | 0 | 0 | 0 | 0 | 0 | 0 | 0 | 0 | 0 | 0 | 0 | 0 | 0 | W | 53-32 |
| 10/13 | at Chiefs | P | 0 | 0 | 0 | 0.0 | 0.0 | 0 | 0 | 0 | 0 | 0 | 0 | 0 | 0 | 0 | 0 | 0 | 0 | 0 | 0 | 0 | 0 | 0 | 0 | 0 | 0 | W | 31-24 |
| 10/20 | at Colts | P | 2 | 2 | 0 | 0.0 | 0.0 | 0 | 0 | 0 | 0 | 0 | 0 | 0 | 0 | 0 | 0 | 0 | 0 | 0 | 0 | 0 | 0 | 0 | 0 | 0 | 0 | L | 23-30 |
| 10/27 | Raiders | P | 0 | 0 | 0 | 0.0 | 0.0 | 0 | 0 | 0 | 1 | 0 | 0 | 0 | 0 | 0 | 0 | 0 | 0 | 0 | 0 | 0 | 0 | 0 | 0 | 0 | 0 | W | 27-24 |
| 11/03 | at Jaguars | P | 1 | 1 | 0 | 0.0 | 0.0 | 0 | 0 | 0 | 0 | 0 | 0 | 0 | 0 | 0 | 1 | 0 | 0 | 0 | 0 | 0 | 0 | 0 | 0 | 0 | 0 | W | 26-3 |
| 11/17 | at Ravens | P | 2 | 0 | 2 | 0.0 | 0.0 | 0 | 0 | 0 | 0 | 0 | 0 | 0 | 0 | 0 | 0 | 0 | 0 | 0 | 0 | 0 | 0 | 0 | 0 | 0 | 0 | L | 7-41 |
| 11/21 | Colts | P | 1 | 1 | 0 | 1.0 | 8.0 | 1 | 8 | 1 | 0 | 0 | 0 | 0 | 0 | 0 | 0 | 0 | 0 | 0 | 0 | 0 | 0 | 0 | 0 | 1 | 0 | W | 20-17 |
| 12/01 | Patriots | P | 3 | 1 | 2 | 1.5 | 11.0 | 1 | 9 | 3 | 0 | 0 | 0 | 0 | 0 | 0 | 0 | 0 | 0 | 0 | 0 | 0 | 0 | 0 | 0 | 0 | 0 | W | 28-22 |
| 12/08 | Broncos | P | 1 | 1 | 0 | 1.0 | 8.0 | 1 | 8 | 1 | 0 | 0 | 0 | 0 | 0 | 0 | 0 | 0 | 0 | 0 | 0 | 0 | 0 | 0 | 0 | 0 | 0 | L | 24-38 |
| 12/15 | at Titans | P | 0 | 0 | 0 | 0.0 | 0.0 | 0 | 0 | 0 | 0 | 0 | 0 | 0 | 0 | 0 | 0 | 0 | 0 | 0 | 0 | 0 | 0 | 0 | 0 | 0 | 0 | W | 24-21 |
| 12/21 | at Buccaneers | | INACTIVE | | | | | | | | | | | | | | | | | | | | | | | W | 23-20 | | |
| 12/29 | Titans | | ON INACTIVE LIST | | | | | | | | | | | | | | | | | | | | | | | L | 14-35 | | |
| 2019 TOTALS | | | 14-0 | 11 | 6 | 5 | 3.5 | 27.0 | 3 | 25 | 7 | 0 | 0 | 0 | 0 | 0 | 1 | 0 | 0 | 0 | 0 | 0 | 0 | 0 | 1 | 0 | 0 | 10-6 | |

2020 GAME-BY-GAME REGULAR-SEASON STATISTICS (TEXANS)

| | | | TACKLES | | | | | | | | INTERCEPTIONS | | | | FUMBLES | | | ST | | | MISC | | | | | | | |
|-------------|-------------|-----|------------------|----|----|-----|------|-----|-----|-----|---------------|-----|----|----|---------|----|----|----|-----|----|------|---|----|----|---|---|------|--------|
| DATE | OPPONENT | P/S | TK | S | A | SK | YDS | TFL | YDS | QBH | NO | YDS | LG | TD | PD | FF | FR | TD | YDS | TK | S | A | FF | FR | S | A | W/L | SCORE |
| 09/10 | at Chiefs | P | 2 | 1 | 1 | 1.0 | 8.0 | 1 | 8 | 1 | 0 | 0 | 0 | 0 | 0 | 0 | 0 | 0 | 0 | 0 | 0 | 0 | 0 | 0 | 0 | 0 | L | 20-34 |
| 09/20 | Ravens | P | 2 | 2 | 0 | 0.0 | 0.0 | 0 | 0 | 0 | 0 | 0 | 0 | 0 | 0 | 0 | 0 | 0 | 0 | 0 | 0 | 0 | 0 | 0 | 0 | 0 | L | 16-33 |
| 09/27 | at Steelers | P | 0 | 0 | 0 | 0.0 | 0.0 | 0 | 0 | 0 | 0 | 0 | 0 | 0 | 0 | 0 | 0 | 0 | 0 | 0 | 0 | 0 | 0 | 0 | 0 | 0 | L | 21-28 |
| 10/04 | Vikings | P | 3 | 0 | 3 | 0.0 | 0.0 | 0 | 0 | 0 | 0 | 0 | 0 | 0 | 0 | 0 | 0 | 0 | 0 | 0 | 0 | 0 | 0 | 0 | 0 | 0 | L | 23-31 |
| 10/11 | Jaguars | P | 3 | 2 | 1 | 1.0 | 2.0 | 0 | 0 | 1 | 0 | 0 | 0 | 0 | 0 | 1 | 0 | 0 | 0 | 0 | 0 | 0 | 0 | 0 | 0 | 0 | W | 30-14 |
| 10/18 | at Titans | P | 1 | 1 | 0 | 0.0 | 0.0 | 0 | 0 | 0 | 0 | 0 | 0 | 0 | 0 | 0 | 1 | 0 | 0 | 0 | 0 | 0 | 0 | 0 | 0 | 0 | L | 36-42+ |
| 10/25 | Packers | P | 0 | 0 | 0 | 0.0 | 0.0 | 0 | 0 | 0 | 0 | 0 | 0 | 0 | 0 | 0 | 0 | 0 | 0 | 0 | 0 | 0 | 0 | 0 | 0 | 0 | L | 20-35 |
| 11/08 | at Jaguars | | RESERVE/COVID-19 | | | | | | | | | | | | | | | | | | | | | | | | W | 27-25 |
| 11/15 | at Browns | | RESERVE/COVID-19 | | | | | | | | | | | | | | | | | | | | | | | | L | 7-10 |
| 11/22 | Patriots | P | 2 | 2 | 0 | 0.0 | 0.0 | 0 | 0 | 0 | 0 | 0 | 0 | 0 | 0 | 0 | 0 | 0 | 0 | 0 | 0 | 0 | 0 | 0 | 0 | 0 | W | 27-20 |
| 11/26 | at Lions | P | 0 | 0 | 0 | 0.0 | 0.0 | 0 | 0 | 0 | 0 | 0 | 0 | 0 | 1 | 0 | 0 | 0 | 0 | 0 | 0 | 0 | 0 | 0 | 0 | 0 | W | 41-25 |
| 12/06 | Colts | P | 1 | 1 | 0 | 1.0 | 6.0 | 1 | 6 | 1 | 0 | 0 | 0 | 0 | 0 | 0 | 0 | 0 | 0 | 0 | 0 | 0 | 0 | 0 | 0 | 0 | L | 20-26 |
| 12/13 | at Bears | P | 2 | 1 | 1 | 0.0 | 0.0 | 0 | 0 | 0 | 0 | 0 | 0 | 0 | 0 | 0 | 0 | 0 | 0 | 0 | 0 | 0 | 0 | 0 | 0 | 0 | L | 7-36 |
| 12/20 | at Colts | P | 0 | 0 | 0 | 0.0 | 0.0 | 0 | 0 | 0 | 0 | 0 | 0 | 0 | 0 | 0 | 0 | 0 | 0 | 0 | 0 | 0 | 0 | 0 | 0 | 0 | L | 20-27 |
| 12/27 | Bengals | S | 4 | 3 | 1 | 0.0 | 0.0 | 1 | 6 | 0 | 0 | 0 | 0 | 0 | 0 | 0 | 0 | 0 | 0 | 0 | 0 | 0 | 0 | 0 | 0 | 0 | L | 31-37 |
| 01/03 | Titans | P | 0 | 0 | 0 | 0.0 | 0.0 | 0 | 0 | 0 | 0 | 0 | 0 | 0 | 0 | 0 | 0 | 0 | 0 | 0 | 0 | 0 | 0 | 0 | 0 | 0 | L | 38-41 |
| 2020 TOTALS | | | 14-1 | 20 | 13 | 7.3 | 16.0 | 3 | 20 | 3 | 0 | 0 | 0 | 0 | 1 | 1 | 1 | 0 | 0 | 0 | 0 | 0 | 0 | 0 | 0 | 0 | 4-12 | |

+ - Overtime

2021 GAME-BY-GAME REGULAR-SEASON STATISTICS (TEXANS)

| DATE | OPPONENT | P/S | TACKLES | | | | | | | INTERCEPTIONS | | | | FUMBLES | | | ST | | | MISC | | W/L | SCORE | | | | | | | | | | | | | | | | | |
|-------------|--------------|-----|------------------|----|----|-----|------|------|-----|---------------|----|-----|----|---------|----|----|----|----|-----|------|---|-----|-------|---|----|----|-------|---|--|--|--|--|--|--|--|--|--|--|---|-------|
| | | | TK | S | A | SK | YDS | TFL | YDS | QBH | NO | YDS | LG | TD | PD | FF | FR | TD | YDS | TK | S | | | A | FF | FR | S | A | | | | | | | | | | | | |
| 09/12 | Jaguars | P | 1 | 0 | 1 | 0.0 | 0.0 | 0 | 0 | 0 | 0 | 0 | 0 | 0 | 0 | 0 | 0 | 0 | 0 | 0 | 0 | 0 | 0 | 0 | 0 | W | 37-21 | | | | | | | | | | | | | |
| 09/19 | at Browns | P | 1 | 1 | 0 | 1.0 | 10.0 | 1 | 10 | 1 | 0 | 0 | 0 | 0 | 0 | 0 | 0 | 0 | 0 | 0 | 0 | 0 | 0 | 0 | 0 | L | 21-31 | | | | | | | | | | | | | |
| 09/23 | Panthers | S | 3 | 1 | 2 | 0.0 | 0.0 | 1 | 0 | 0 | 0 | 0 | 0 | 0 | 0 | 0 | 0 | 0 | 0 | 0 | 0 | 0 | 0 | 0 | 0 | L | 9-24 | | | | | | | | | | | | | |
| 10/03 | at Bills | S | 1 | 1 | 0 | 0.0 | 0.0 | 0 | 0 | 0 | 0 | 0 | 0 | 0 | 0 | 0 | 0 | 0 | 0 | 0 | 0 | 0 | 0 | 0 | 0 | L | 0-40 | | | | | | | | | | | | | |
| 10/10 | Patriots | S | 1 | 1 | 0 | 0.0 | 0.0 | 1 | 1 | 1 | 0 | 0 | 0 | 0 | 0 | 0 | 0 | 0 | 0 | 0 | 0 | 0 | 0 | 0 | 0 | L | 22-25 | | | | | | | | | | | | | |
| 10/17 | at Colts | S | 0 | 0 | 0 | 0.0 | 0.0 | 0 | 0 | 0 | 0 | 0 | 0 | 0 | 0 | 0 | 0 | 0 | 0 | 0 | 0 | 0 | 0 | 0 | 0 | L | 3-31 | | | | | | | | | | | | | |
| 10/24 | at Cardinals | S | 4 | 2 | 2 | 0.0 | 0.0 | 1 | 2 | 0 | 0 | 0 | 0 | 0 | 1 | 0 | 0 | 0 | 0 | 0 | 0 | 0 | 0 | 0 | 0 | L | 5-31 | | | | | | | | | | | | | |
| 10/31 | Rams | S | 0 | 0 | 0 | 0.0 | 0.0 | 0 | 0 | 0 | 0 | 0 | 0 | 0 | 0 | 0 | 0 | 0 | 0 | 0 | 0 | 0 | 0 | 0 | 0 | L | 22-38 | | | | | | | | | | | | | |
| 11/07 | at Dolphins | S | 3 | 1 | 2 | 1.0 | 5.0 | 0 | 0 | 2 | 0 | 0 | 0 | 0 | 0 | 1 | 0 | 0 | 0 | 0 | 0 | 0 | 0 | 0 | 0 | L | 9-17 | | | | | | | | | | | | | |
| 11/21 | at Titans | S | 2 | 1 | 1 | 1.0 | 1.0 | 0 | 0 | 1 | 0 | 0 | 0 | 0 | 0 | 1 | 0 | 0 | 0 | 0 | 0 | 0 | 0 | 0 | 0 | W | 22-13 | | | | | | | | | | | | | |
| 11/28 | Jets | S | 2 | 1 | 1 | 1.0 | 9.0 | 1 | 9 | 1 | 0 | 0 | 0 | 0 | 0 | 0 | 0 | 0 | 0 | 0 | 0 | 0 | 0 | 0 | 0 | L | 14-21 | | | | | | | | | | | | | |
| 12/05 | Colts | S | 2 | 1 | 1 | 0.0 | 0.0 | 0 | 0 | 0 | 0 | 0 | 0 | 0 | 0 | 0 | 0 | 0 | 0 | 0 | 0 | 0 | 0 | 0 | 0 | L | 0-31 | | | | | | | | | | | | | |
| 12/12 | Seahawks | S | 0 | 0 | 0 | 0.0 | 0.0 | 0 | 0 | 0 | 0 | 0 | 0 | 0 | 0 | 0 | 0 | 0 | 0 | 0 | 0 | 0 | 0 | 0 | 0 | L | 13-33 | | | | | | | | | | | | | |
| 12/19 | at Jaguars | | RESERVE/COVID-19 | | | | | | | | | | | | | | | | | | | | | | | | | | | | | | | | | | | | W | 30-16 |
| 12/26 | Chargers | P | 1 | 0 | 1 | 0.0 | 0.0 | 0 | 0 | 0 | 0 | 0 | 0 | 0 | 0 | 0 | 0 | 0 | 0 | 0 | 0 | 0 | 0 | 0 | 0 | W | 41-29 | | | | | | | | | | | | | |
| 01/02 | at 49ers | S | 1 | 0 | 1 | 0.0 | 0.0 | 0 | 0 | 0 | 0 | 0 | 0 | 0 | 0 | 0 | 0 | 0 | 0 | 0 | 0 | 0 | 0 | 0 | 0 | L | 7-23 | | | | | | | | | | | | | |
| 01/09 | Titans | S | 1 | 1 | 0 | 0.0 | 0.0 | 0 | 0 | 0 | 0 | 0 | 0 | 0 | 1 | 0 | 0 | 0 | 0 | 0 | 0 | 0 | 0 | 0 | 0 | L | 25-28 | | | | | | | | | | | | | |
| 2021 TOTALS | | | 16-13 | 23 | 11 | 12 | 4.0 | 25.0 | 5 | 22 | 6 | 0 | 0 | 0 | 0 | 2 | 2 | 0 | 0 | 0 | 0 | 0 | 0 | 0 | 0 | 0 | 4-13 | | | | | | | | | | | | | |



2022 GAME-BY-GAME REGULAR-SEASON STATISTICS (JETS/BRONCOS)

[illegible]

2023 GAME-BY-GAME REGULAR-SEASON STATISTICS (COLTS)

| | | | TACKLES | | | | | | | | INTERCEPTIONS | | | | | FUMBLES | | | | ST | | | MISC | | | | | | |
|--------------|------------|-----|---------|---|---|-----|------|-----|-----|-----|---------------|-----|----|----|----|---------|----|----|-----|----|---|---|------|----|---|---|-----|--------|--|
| DATE | OPPONENT | P/S | TK | S | A | SK | YDS | TFL | YDS | QBH | NO | YDS | LG | TD | PD | FF | FR | TD | YDS | TK | S | A | FF | FR | S | A | W/L | SCORE | |
| 09/10 | Jaguars | P | 1 | 0 | 1 | 0.0 | 0.0 | 0 | 0 | 0 | 0 | 0 | 0 | 0 | 0 | 0 | 0 | 0 | 0 | 0 | 0 | 0 | 0 | 0 | 0 | 0 | L | 21-31 | |
| 09/17 | at Texans | P | 1 | 1 | 0 | 1.0 | 11.0 | 1 | 11 | 1 | 0 | 0 | 0 | 0 | 0 | 0 | 0 | 0 | 0 | 0 | 0 | 0 | 0 | 0 | 0 | 0 | W | 31-20 | |
| 09/24 | at Ravens | P | 0 | 0 | 0 | 0.0 | 0.0 | 0 | 0 | 0 | 0 | 0 | 0 | 0 | 0 | 0 | 0 | 0 | 0 | 0 | 0 | 0 | 0 | 0 | 0 | 0 | L | 22-19+ | |
| 10/01 | Rams | P | 0 | 0 | 0 | 0.0 | 0.0 | 0 | 0 | 0 | 0 | 0 | 0 | 0 | 0 | 0 | 0 | 0 | 0 | 0 | 0 | 0 | 0 | 0 | 0 | 0 | L | 23-29+ | |
| 10/08 | Titans | P | 1 | 1 | 0 | 0.0 | 0.0 | 0 | 0 | 1 | 0 | 0 | 0 | 0 | 0 | 0 | 0 | 0 | 0 | 0 | 0 | 0 | 0 | 0 | 0 | 0 | W | 23-16 | |
| 10/15 | at Jaguars | P | 0 | 0 | 0 | 0.0 | 0.0 | 0 | 0 | 0 | 0 | 0 | 0 | 0 | 0 | 0 | 0 | 0 | 0 | 0 | 0 | 0 | 0 | 0 | 0 | 0 | L | 20-37 | |
| 10/22 | Browns | P | 0 | 0 | 0 | 0.0 | 0.0 | 0 | 0 | 0 | 0 | 0 | 0 | 0 | 0 | 0 | 0 | 0 | 0 | 0 | 0 | 0 | 0 | 0 | 0 | 0 | L | 38-39 | |
| 2023 TOTALS | | 7-0 | 3 | 2 | 1 | 1.0 | 11.0 | 1 | 11 | 2 | 0 | 0 | 0 | 0 | 0 | 0 | 0 | 0 | 0 | 0 | 0 | 0 | 0 | 0 | 0 | 0 | 3-4 | | |
| + : Overtime | | | | | | | | | | | | | | | | | | | | | | | | | | | | | |

† - Overtime

2018 GAME-BY-GAME POSTSEASON STATISTICS (SEAHAWKS)

| | | | TACKLES | | | | | | | INTERCEPTIONS | | | | FUMBLES | | | | ST | | | MISC | | | | | | | |
|-------------|------------|-----|---------|---|---|-----|-----|-----|-----|---------------|----|-----|----|---------|----|----|----|----|-----|----|------|---|----|----|---|---|-----|-------|
| DATE | OPPONENT | P/S | TK | S | A | SK | YDS | TFL | YDS | QBH | NO | YDS | LG | TD | PD | FF | FR | TD | YDS | TK | S | A | FF | FR | S | A | W/L | SCORE |
| 01/05 | at Cowboys | P | 3 | 1 | 2 | 0.0 | 0.0 | 0 | 0 | 0 | 0 | 0 | 0 | 0 | 0 | 0 | 0 | 0 | 0 | 1 | 1 | 0 | 0 | 0 | 0 | 0 | 0 | 22-24 |
| 2018 TOTALS | | 1-0 | 3 | 1 | 2 | 0.0 | 0.0 | 0 | 0 | 0 | 0 | 0 | 0 | 0 | 0 | 0 | 0 | 0 | 0 | 1 | 1 | 0 | 0 | 0 | 0 | 0 | 0-1 | |

2019 GAME-BY-GAME POSTSEASON STATISTICS (TEXANS)

[illegible]

+ - Overtime

59 CAMERON MCGRONE

LINEBACKER



CAMERON MCGRONE: SIGNED
TO THE COLTS ACTIVE ROSTER FROM THE
PATRIOTS PRACTICE SQUAD ON DECEMBER
20, 2022.



6-1 • 236 LBS
NFL EXP: 2
(2ND YEAR WITH THE COLTS)
BORN: 6/22/00

M COLLEGE:
MICHIGAN

4TH-AND-SHORT

- In his first two seasons with the Colts (2022) and Patriots (2021-22), he recorded one special team stop. Spent the 2021 season on New England's Reserve/Non-Football Injury list.
- Saw action in 19 games (15 starts) at Michigan (2018-20) and recorded 92 tackles (52 solo), 11.5 tackles for loss, 4.5 sacks, one pass defended and one forced fumble.
- Attended Lawrence Central High School in Indianapolis.

DOWN THE STRETCH

What is on your bucket list: Travel to Vietnam, my grandmothers homeland.

What is your favorite vacation spot: South Africa

Do you have any nicknames: Killa Cam

Do you have any pets: I have a Cane Corso named Remington.

What is the best advice you've been given: If you don't think you're the best, nobody will. I carry that on the field everyday.

Who is your mentor: My high school linebackers coach, Will Patterson. He is currently Lawrence Central head coach.

Who is your favorite artist: Jordan Ward

What is your favorite food: Hot Pot

What are your pet peeves: Loud chewing, sniffing when congested

What is one thing you can't live without: Nespresso machine

What are your hobbies off the field: Playing Call of Duty.


X @McGrone_Strong

@mcgrone.strong



A SPECIAL BOND

McGrone and his younger brother, Aaron Redd, share an incredibly unique bond. When Redd was four years old, he was diagnosed with Autism and struggled with large crowds and loud noises. While McGrone was finding his way as a star athlete, it was difficult for his family to watch him compete due to Redd's condition. Rather than make it about himself, McGrone made it his goal to lead his brother to new heights. At every opportunity he could, McGrone put him and his brother in situations that would help familiarize Redd with positions he would be in while attending McGrone's athletic competitions. Whether it was the gun going off at a track meet, the whistle at a wrestling match or the fireworks at a football game, McGrone helped Redd understand and adapt to his surroundings. By the time McGrone was a senior star at Lawrence Central High School in Indianapolis, Redd was a regular at his brother's games.



NFL HIGHLIGHTS

- In three seasons with the Colts (2022-23) and Patriots (2021-22), he has competed in seven games and has tallied one special teams stop.
- Has seen action in six games in 2023 but has not recorded any statistics.
- In 2022, he saw action in one game and recorded one special team stop. He spent part of the 2022 season on New England's practice squad.
- In 2021, he spent the season on the Reserve/Non-Football Injury list.

COLLEGE HIGHLIGHTS

- Saw action in 19 games (15 starts) at Michigan (2018-20) and recorded 92 tackles (52 solo), 11.5 tackles for loss, 4.5 sacks, one pass defended and one forced fumble.
- As a junior, he started five games and compiled 26 tackles (14 solo), 2.0 tackles for loss and half a sack.
- In 2019, he was named All-Big Ten honorable mention after he appeared in all 13 games and registered 66 tackles (38 solo), 9.5 tackles for loss, 4.0 sacks, one pass defended and one forced fumble.
- As a freshman, he played in one game on special teams.

PERSONAL

- Attended Lawrence Central High School in Indianapolis.
- As a senior, he recorded 84 tackles, 14.0 tackles for loss and 4.0 sacks.
- Named a two-time all-conference selection and All-Marion County team honoree.
- Co-recipient of the 2017 *IndyStar* Top Linebacker Award.
- Selected as the No. 1 player from the state of Indiana by *247Sports*.
- Majored in general studies.
- A native of Indianapolis.

ADDITIONAL TRANSACTIONS

- Signed to the New England practice squad on December 13, 2022.
- Signed to the Patriots active roster from the practice squad on December 12, 2022.
- Signed to the New England practice squad on August 31, 2022.
- Waived by the Patriots on August 30, 2022.
- Selected by New England in the fifth round (177th overall) of the 2021 NFL Draft.



CAMERON MCGRONE'S - NFL REGULAR SEASON STATISTICS

| DATE | TEAM | GP | GS | TK | S | A | TACKLES | | | | INTERCEPTIONS | | | | FUMBLES | | | | ST | | | | MISC | | | | | |
|--------|----------|----|----|----|---|---|---|-----|-----|-----|---------------|----|-----|----|---------|----|----|----|----|-----|----|---|------|----|----|---|---|---|
| | | | | | | | TFL | YDS | SK | YDS | QBH | NO | YDS | LG | TD | PD | FF | FR | TD | YDS | TK | S | A | FF | FR | S | A | |
| 2021 | Patriots | 0 | 0 | 0 | 0 | 0 | 0 | 0 | 0.0 | 0.0 | 0 | 0 | 0 | 0 | 0 | 0 | 0 | 0 | 0 | 0 | 0 | 0 | 0 | 0 | | | | |
| 2022 | Patriots | 0 | 0 | 0 | 0 | 0 | Went from New England to Indianapolis . | | | | | | | | | | | | | | | | 0 | 0 | 0 | 0 | 0 | 0 |
| 2022 | Colts | 1 | 0 | 0 | 0 | 0 | 0 | 0 | 0.0 | 0.0 | 0 | 0 | 0 | 0 | 0 | 0 | 0 | 0 | 0 | 1 | 1 | 0 | 0 | 0 | 0 | | | |
| 2022 | TOTAL | 1 | 0 | 0 | 0 | 0 | 0 | 0 | 0.0 | 0.0 | 0 | 0 | 0 | 0 | 0 | 0 | 0 | 0 | 0 | 1 | 1 | 0 | 0 | 0 | 0 | | | |
| 2023 | Colts | 6 | 0 | 0 | 0 | 0 | 0 | 0 | 0.0 | 0.0 | 0 | 0 | 0 | 0 | 0 | 0 | 0 | 0 | 0 | 0 | 0 | 0 | 0 | 0 | 0 | | | |
| TOTALS | | 7 | 0 | 0 | 0 | 0 | 0 | 0 | 0.0 | 0.0 | 0 | 0 | 0 | 0 | 0 | 0 | 0 | 0 | 0 | 1 | 1 | 0 | 0 | 0 | 0 | | | |

CAMERON MCGRONE'S - NFL POSTSEASON STATISTICS

| | | TACKLES | | | | | | | | | | INTERCEPTIONS | | | | | FUMBLES | | | | ST | | | | MISC | | |
|--------|----------|---------|----|----|---|---|-----|-----|-----|-----|-----|---------------|-----|----|----|----|---------|----|----|-----|----|---|---|----|------|---|---|
| DATE | TEAM | GP | GS | TK | S | A | TFL | YDS | SK | YDS | QBH | NO | YDS | LG | TD | PD | FF | FR | TD | YDS | TK | S | A | FF | FR | S | A |
| 2021 | Patriots | 0 | 0 | 0 | 0 | 0 | 0 | 0 | 0.0 | 0.0 | 0 | 0 | 0 | 0 | 0 | 0 | 0 | 0 | 0 | 0 | 0 | 0 | 0 | 0 | 0 | 0 | 0 |
| TOTALS | | 0 | 0 | 0 | 0 | 0 | 0 | 0 | 0.0 | 0.0 | 0 | 0 | 0 | 0 | 0 | 0 | 0 | 0 | 0 | 0 | 0 | 0 | 0 | 0 | 0 | 0 | 0 |

2021 GAME-BY-GAME REGULAR-SEASON STATISTICS (PATRIOTS)

| DATE | OPPONENT | P/S | TACKLES | | | | | | | INTERCEPTIONS | | | | | FUMBLES | | | | ST | | | | MISC | | | | |
|-------------|-------------|-----|---------|---|---|-----|-----|-----|-----|---------------|-----------------|-----|----|----|---------|----|----|----|-----|----|---|---|------|----|---|-----|--------|
| | | | TK | S | A | SK | YDS | TFL | YDS | QBH | NO | YDS | LG | TD | PD | FF | FR | TD | YDS | TK | S | A | FF | FR | S | A | |
| 09/12 | Dolphins | | | | | | | | | | RESERVE/NFIN | | | | | | | | | | | | | | | L | 16-17 |
| 10/03 | Buccaneers | | | | | | | | | | INJURED RESERVE | | | | | | | | | | | | | | | L | 17-19 |
| 10/10 | at Texans | | | | | | | | | | INJURED RESERVE | | | | | | | | | | | | | | | W | 25-22 |
| 10/17 | Cowboys | | | | | | | | | | INJURED RESERVE | | | | | | | | | | | | | | | L | 29-35+ |
| 10/24 | Jets | | | | | | | | | | INJURED RESERVE | | | | | | | | | | | | | | | W | 54-13 |
| 10/31 | at Chargers | | | | | | | | | | INJURED RESERVE | | | | | | | | | | | | | | | W | 27-24 |
| 11/07 | at Panthers | | | | | | | | | | INJURED RESERVE | | | | | | | | | | | | | | | W | 24-6 |
| 11/14 | Browns | | | | | | | | | | INJURED RESERVE | | | | | | | | | | | | | | | W | 45-7 |
| 11/18 | at Falcons | | | | | | | | | | INJURED RESERVE | | | | | | | | | | | | | | | W | 25-0 |
| 11/28 | Titans | | | | | | | | | | INJURED RESERVE | | | | | | | | | | | | | | | W | 36-13 |
| 12/06 | at Bills | | | | | | | | | | INJURED RESERVE | | | | | | | | | | | | | | | W | 14-10 |
| 12/18 | at Colts | | | | | | | | | | NOT ON ROSTER | | | | | | | | | | | | | | | L | 17-27 |
| 12/26 | Bills | | | | | | | | | | NOT ON ROSTER | | | | | | | | | | | | | | | L | 21-33 |
| 01/02 | Jaguars | | | | | | | | | | NOT ON ROSTER | | | | | | | | | | | | | | | W | 50-10 |
| 01/09 | at Dolphins | | | | | | | | | | NOT ON ROSTER | | | | | | | | | | | | | | | L | 24-33 |
| 2021 TOTALS | | | 0 | 0 | 0 | 0.0 | 0.0 | 0 | 0 | 0 | 0 | 0 | 0 | 0 | 0 | 0 | 0 | 0 | 0 | 0 | 0 | 0 | 0 | 0 | 0 | 9-6 | |

+- Overtime

2022 GAME-BY-GAME REGULAR-SEASON STATISTICS (PATRIOTS/COLTS)

| DATE | OPPONENT | P/S | TACKLES | | | | | | | INTERCEPTIONS | | | | FUMBLES | | | | ST | | | | MISC | | W/L | SCORE | | |
|---|--------------|-----|---------|---|---|-----|-----|-----|-----|---------------|----------------|-----|----|---------|----|----|----|----|-----|----|---|------|----|-----|-------|--------|-------|
| | | | TK | S | A | SK | YDS | TFL | YDS | QBH | NO | YDS | LG | TD | PD | FF | FR | TD | YDS | TK | S | A | FF | | | FR | S |
| 09/11 | at Dolphins | | | | | | | | | | PRACTICE SQUAD | | | | | | | | | | | | | | L | 7-20 | |
| 09/18 | at Steelers | | | | | | | | | | PRACTICE SQUAD | | | | | | | | | | | | | | W | 17-14 | |
| 09/25 | Ravens | | | | | | | | | | PRACTICE SQUAD | | | | | | | | | | | | | | L | 26-37 | |
| 10/02 | at Packers | | | | | | | | | | PRACTICE SQUAD | | | | | | | | | | | | | | L | 24-27+ | |
| 10/09 | Lions | | | | | | | | | | PRACTICE SQUAD | | | | | | | | | | | | | | W | 29-0 | |
| 10/16 | at Browns | | | | | | | | | | PRACTICE SQUAD | | | | | | | | | | | | | | W | 38-15 | |
| 10/24 | Bears | | | | | | | | | | PRACTICE SQUAD | | | | | | | | | | | | | | L | 14-33 | |
| 10/30 | at Jets | | | | | | | | | | PRACTICE SQUAD | | | | | | | | | | | | | | W | 22-17 | |
| 11/06 | Colts | | | | | | | | | | PRACTICE SQUAD | | | | | | | | | | | | | | W | 26-3 | |
| 11/20 | Jets | | | | | | | | | | PRACTICE SQUAD | | | | | | | | | | | | | | W | 10-3 | |
| 11/24 | at Vikings | | | | | | | | | | PRACTICE SQUAD | | | | | | | | | | | | | | L | 26-33 | |
| 12/01 | Bills | | | | | | | | | | PRACTICE SQUAD | | | | | | | | | | | | | | L | 10-24 | |
| 12/12 | at Cardinals | | | | | | | | | | INACTIVE | | | | | | | | | | | | | | W | 27-13 | |
| 12/18 | at Raiders | | | | | | | | | | PRACTICE SQUAD | | | | | | | | | | | | | | L | 24-30 | |
| Went from Patriots to Colts . | | | | | | | | | | | | | | | | | | | | | | | | | | | |
| 12/26 | Chargers | | | | | | | | | | INACTIVE | | | | | | | | | | | | | | L | 3-20 | |
| 01/01 | at Giants | | | | | | | | | | INACTIVE | | | | | | | | | | | | | | L | 10-38 | |
| 01/08 | Texans | P | 0 | 0 | 0 | 0.0 | 0.0 | 0 | 0 | 0 | 0 | 0 | 0 | 0 | 0 | 0 | 0 | 1 | 1 | 0 | 0 | 0 | 0 | 0 | 0 | L | 31-32 |
| 2022 TOTALS | | | 1-0 | 0 | 0 | 0 | 0.0 | 0.0 | 0 | 0 | 0 | 0 | 0 | 0 | 0 | 0 | 0 | 0 | 1 | 1 | 0 | 0 | 0 | 0 | 0 | 7-10 | |

+- Overtime

59

CAMERON MCGRONE

LINEBACKER



2023 GAME-BY-GAME REGULAR-SEASON STATISTICS (COLTS)

| DATE | OPPONENT | P/S | TACKLES | | | | | | | INTERCEPTIONS | | | | FUMBLES | | | ST | | | | MISC | | W/L | SCORE | | | |
|-------------|------------|-----|----------|---|---|-----|-----|-----|-----|---------------|----|-----|----|---------|----|----|----|----|-----|----|------|---|-----|-------|----|----|--------|
| | | | TK | S | A | SK | YDS | TFL | YDS | QBH | NO | YDS | LG | TD | PD | FF | FR | TD | YDS | TK | S | A | | | FF | FR | S |
| 09/10 | Jaguars | P | 0 | 0 | 0 | 0.0 | 0.0 | 0 | 0 | 0 | 0 | 0 | 0 | 0 | 0 | 0 | 0 | 0 | 0 | 0 | 0 | 0 | 0 | 0 | 0 | L | 21-31 |
| 09/17 | at Texans | P | 0 | 0 | 0 | 0.0 | 0.0 | 0 | 0 | 0 | 0 | 0 | 0 | 0 | 0 | 0 | 0 | 0 | 0 | 0 | 0 | 0 | 0 | 0 | 0 | W | 31-20 |
| 09/24 | at Ravens | P | 0 | 0 | 0 | 0.0 | 0.0 | 0 | 0 | 0 | 0 | 0 | 0 | 0 | 0 | 0 | 0 | 0 | 0 | 0 | 0 | 0 | 0 | 0 | 0 | W | 22-19+ |
| 10/01 | Rams | | INACTIVE | | | | | | | | | | | | | | | | | | | | | | | L | 23-29+ |
| 10/08 | Titans | P | 0 | 0 | 0 | 0.0 | 0.0 | 0 | 0 | 0 | 0 | 0 | 0 | 0 | 0 | 0 | 0 | 0 | 0 | 0 | 0 | 0 | 0 | 0 | 0 | W | 23-16 |
| 10/15 | at Jaguars | P | 0 | 0 | 0 | 0.0 | 0.0 | 0 | 0 | 0 | 0 | 0 | 0 | 0 | 0 | 0 | 0 | 0 | 0 | 0 | 0 | 0 | 0 | 0 | 0 | L | 20-37 |
| 10/22 | Browns | P | 0 | 0 | 0 | 0.0 | 0.0 | 0 | 0 | 0 | 0 | 0 | 0 | 0 | 0 | 0 | 0 | 0 | 0 | 0 | 0 | 0 | 0 | 0 | 0 | L | 38-39 |
| 2023 TOTALS | | | 6-0 | 0 | 0 | 0.0 | 0.0 | 0 | 0 | 0 | 0 | 0 | 0 | 0 | 0 | 0 | 0 | 0 | 0 | 0 | 0 | 0 | 0 | 0 | 0 | 0 | 3-4 |

+ - Overtime

2021 GAME-BY-GAME POSTSEASON STATISTICS (PATRIOTS)

| DATE | OPPONENT | P/S | TACKLES | | | | | | | INTERCEPTIONS | | | | | FUMBLES | | | ST | | | | MISC | | W/L | SCORE | | | |
|-------------|----------|-----|---------------|---|---|-----|-----|-----|-----|---------------|----|-----|----|----|---------|----|----|----|-----|----|---|------|----|-----|-------|----|---|-------|
| | | | TK | S | A | SK | YDS | TFL | YDS | QBH | NO | YDS | LG | TD | PD | FF | FR | TD | YDS | TK | S | A | FF | | | FR | S | A |
| 01/15 | at Bills | | NOT ON ROSTER | | | | | | | | | | | | | | | | | | | | | | | | | |
| 2021 TOTALS | | | 0 | 0 | 0 | 0.0 | 0.0 | 0 | 0 | 0 | 0 | 0 | 0 | 0 | 0 | 0 | 0 | 0 | 0 | 0 | 0 | 0 | 0 | 0 | 0 | 0 | L | 17-47 |



@McGrone_Strong



@mcgrone.strong

6

ISAIAH MCKENZIE

WIDE RECEIVER



ISAIAH MCKENZIE: SIGNED BY THE COLTS AS A FREE AGENT ON MARCH 22, 2023.

5-8 • 173 LBS
NFL EXP: 7
(1ST YEAR WITH THE COLTS)
BORN: 4/9/95



COLLEGE:
GEORGIA

4TH-AND-SHORT

- In his first six seasons, he played in 80 games (26 starts) in his time with the Bills (2018-22) and Broncos (2017-18) and compiled 141 receptions for 1,345 yards and 11 touchdowns. He also registered 47 carries for 230 yards and four touchdowns, one passing touchdown, two special teams tackles, 50 kickoff returns for 1,112 yards (22.2 avg.) and 58 punt returns for 518 yards (8.9 avg.) and one touchdown.
- Opened a Texas Craft Barbecue restaurant, La Trilla, in his hometown of Miami.
- Set the school record for career punt return touchdowns (five) and total return touchdowns (six).

NFL HIGHLIGHTS

- Has played in 87 career games (26 starts) in his time with the Colts (2023), Buffalo Bills (2018-22) and Denver Broncos (2017-18) and has compiled 146 receptions for 1,384 yards and 11 touchdowns. He has also registered 49 carries for 241 yards and four touchdowns. McKenzie has totaled one passing touchdown, two special teams tackles, 53 kickoff returns for 1,169 yards (22.1 avg.) and 71 punt returns for 655 yards (9.2 avg.) and one touchdown. In the postseason, he has appeared in seven games (two starts) and has recorded eight carries for 53 yards, five kickoff returns for 57 yards (11.4 avg.) and 13 receptions for 95 yards and one touchdown.
- Has appeared in all seven games in 2023 and has tallied five receptions for 39 yards, two carries for 11 yards as well as 13 punt returns for 137 yards (10.5 avg.) and three kickoff returns for 57 yards (19.0 avg.). In Week 3 at BAL, he recorded one reception for three yards as well as two punt returns for 48 yards (24.0 avg.) with a long return of 32 yards.
- In 2022, he appeared in 15 games (eight starts) and registered 42 receptions for 423 yards and four touchdowns. He also rushed nine times for 55 yards and one touchdown. He recorded six kickoff returns for 144 yards.



@isaiahmckenzie

@zee_thoven



NFL HIGHLIGHTS CONT...

- Saw action in 15 games (two starts) in 2021 and compiled 20 receptions for 178 yards and one touchdown. Also tallied nine rushes for 47 yards and one touchdown. He returned 19 punts for 147 yards and 24 kickoffs for 584 yards. In Week 16 at New England, he set single-game career highs for both receptions (11) and receiving yards (125).
- In 2020, he played in all 16 games (seven starts) and recorded 30 receptions for 282 yards and a career-high five touchdowns. He also rushed 10 times for nine yards while also having returned one punt for 84 yards and a touchdown as well as two kickoff returns for 32 yards. In Week 10 at Arizona, he completed a 12-yard touchdown pass to quarterback Josh Allen, the first of his career.
- Appeared in 15 games (eight starts) in 2019 and registered 27 receptions for 254 yards and one touchdown and compiled eight carries for 49 yards.
- In 2018, he saw action in all eight total games (one start) with the Broncos and Bills and registered 18 receptions for 179 yards as well as 10 carries for 66 yards and two touchdowns. He also returned 14 punt returns for 87 yards and 12 kickoffs for 237 yards.
- Saw action in 11 games in 2017 and accumulated four receptions for 29 yards and one carry for four yards. He returned 21 punts for 183 yards (8.7 avg.) and three kickoffs for 50 yards (16.7 avg.).

COLLEGE HIGHLIGHTS

- Played in 35 games (11 starts) over three seasons at Georgia (2014-16) and compiled 60 receptions for 823 yards and seven touchdowns and rushed 37 times for 329 yards and four touchdowns. He also registered 59 punt returns for 692 yards and five touchdowns and 17 kickoff returns for 375 yards and one touchdown. He set the school record for career punt return touchdowns (five) and total return touchdowns (six).
- As a junior, he appeared in 13 games (four starts) and recorded 44 receptions for 663 yards and seven touchdowns as well as 19 rushes for 134 yards and two touchdowns. He tallied 23 punt returns for 245 yards and one touchdown as well as two kickoffs for 24 yards.
- In 2015, he saw action in 10 games (four starts) and compiled 10 receptions for 123 yards and 11 rushes for 117 yards and two touchdowns. He also registered 17 punt returns for 217 yards and two touchdowns and four kickoff returns for 42 yards. Earned SEC Special Teams Player of the Week honors after returning a 53-yard punt for a touchdown at Auburn (11/14) and a 77-yard punt for a score at Vanderbilt (9/12).

COLLEGE HIGHLIGHTS CONT ...

- As a freshman, he played in all 12 games and compiled six receptions for 67 yards and seven rushes for 78 yards. He also returned 19 punts for 230 yards and one touchdown as well as 11 kickoffs for 309 yards and one touchdown. Named SEC Special Teams Player of the Week and National All-Purpose Performer of the Week after he returned a 59-yard punt and a 90-yard kickoff for touchdowns against Kentucky (11/9).

PERSONAL

- Attended American Heritage High School in Miami.
- Finished his senior season with 41 receptions for 892 yards and seven touchdowns as well as 22 carries for 251 yards and seven touchdowns.
- Named to the *Orlando Sentinel* Florida Top 100.
- Opened a Texas Craft Barbecue restaurant, La Traila, in his hometown of Miami.
- Majored in sociology.
- A native of Miami.

ADDITIONAL TRANSACTIONS

- Released by the Buffalo Bills on March 17, 2023.
- Re-signed by the Bills on March 13, 2022.
- Re-signed by Buffalo as an unrestricted free agent on March 29, 2021.
- Re-signed by the Bills as an unrestricted free agent on March 24, 2020.
- Claimed off waivers (Denver) by Buffalo on November 5, 2018.
- Waived by the Denver Broncos on November 2, 2018.
- Signed to the Denver active roster from the practice squad on October 25, 2018.
- Signed to the Broncos practice squad on September 12, 2018.
- Waived by Denver on September 10, 2018.
- Signed by the Broncos as a free agent on September 2, 2018.
- Waived by Denver on September 1, 2018.
- Selected by the Broncos in the fifth round (172nd overall) of the 2017 NFL Draft.



ISAIAH MCKENZIE'S - NFL REGULAR SEASON STATISTICS

| DATE | TEAM | RECEIVING | | | | | | | RUSHING | | | | | |
|------------------------------|---------|-----------|----|-----|-------|------|----|----|---------|------|------|-----|----|--|
| | | GP | GS | NO. | YDS. | AVG. | LG | TD | NO. | YDS. | AVG. | LG | TD | |
| 2017 | Broncos | 11 | 0 | 4 | 29 | 7.3 | 14 | 0 | 1 | 4 | 4.0 | 4 | 0 | |
| 2018 | Broncos | 1 | 0 | 0 | 0 | 0.0 | 0 | 0 | 0 | 0 | 0.0 | 0 | 0 | |
| Went from Denver to Buffalo. | | | | | | | | | | | | | | |
| 2018 | Bills | 7 | 1 | 18 | 179 | 9.9 | 23 | 0 | 10 | 66 | 6.6 | 15t | 2 | |
| 2018 | TOTAL | 8 | 1 | 18 | 179 | 9.9 | 23 | 0 | 10 | 66 | 6.6 | 15t | 2 | |
| 2019 | Bills | 15 | 8 | 27 | 254 | 9.4 | 46 | 1 | 8 | 49 | 6.1 | 16 | 0 | |
| 2020 | Bills | 16 | 7 | 30 | 282 | 9.4 | 46 | 5 | 10 | 9 | 0.9 | 14 | 0 | |
| 2021 | Bills | 15 | 2 | 20 | 178 | 8.9 | 28 | 1 | 9 | 47 | 5.2 | 10 | 1 | |
| 2022 | Bills | 15 | 8 | 42 | 423 | 10.1 | 30 | 4 | 9 | 55 | 6.1 | 18 | 1 | |
| 2023 | Colts | 7 | 0 | 5 | 39 | 7.8 | 12 | 0 | 2 | 11 | 5.5 | 7 | 0 | |
| TOTALS | | 87 | 26 | 146 | 1,384 | 9.5 | 46 | 11 | 49 | 241 | 4.9 | 18 | 4 | |

ISAIAH MCKENZIE'S - NFL POSTSEASON STATISTICS

| DATE | TEAM | RECEIVING | | | | | | | RUSHING | | | | | |
|--------|-------|-----------|----|-----|------|------|----|----|---------|------|------|----|----|--|
| | | GP | GS | NO. | YDS. | AVG. | LG | TD | NO. | YDS. | AVG. | LG | TD | |
| 2019 | Bills | 1 | 0 | 4 | 23 | 5.8 | 10 | 0 | 0 | 0 | 0.0 | 0 | 0 | |
| 2020 | Bills | 3 | 0 | 3 | 14 | 4.7 | 7 | 1 | 2 | 9 | 4.5 | 5 | 0 | |
| 2021 | Bills | 2 | 1 | 4 | 48 | 12.0 | 19 | 0 | 6 | 44 | 7.3 | 15 | 0 | |
| 2022 | Bills | 1 | 1 | 2 | 10 | 5.0 | 8 | 0 | 0 | 0 | 0.0 | 0 | 0 | |
| TOTALS | | 7 | 2 | 13 | 95 | 7.3 | 19 | 1 | 8 | 53 | 6.6 | 15 | 0 | |

ISAIAH MCKENZIE'S - NFL REGULAR SEASON STATISTICS

| | | KICKOFF RETURNS | | | | | PUNT RETURNS | | | | | | |
|------------------------------|---------|-----------------|-------|------|----|----|--------------|----|------|------|-----|----|--|
| DATE | TEAM | RET. | YDS. | AVG. | LG | TD | NO. | FC | YDS. | AVG. | LG | TD | |
| 2017 | Broncos | 3 | 50 | 16.7 | 21 | 0 | 21 | 7 | 183 | 8.7 | 44 | 0 | |
| 2018 | Broncos | 0 | 0 | 0.0 | 0 | 0 | 2 | 0 | 13 | 6.5 | 11 | 0 | |
| Went from Denver to Buffalo. | | | | | | | | | | | | | |
| 2018 | Bills | 12 | 237 | 19.8 | 33 | 0 | 14 | 3 | 87 | 6.2 | 21 | 0 | |
| 2018 | TOTAL | 12 | 237 | 19.8 | 33 | 0 | 16 | 3 | 100 | 6.3 | 21 | 0 | |
| 2019 | Bills | 3 | 65 | 21.7 | 24 | 0 | 1 | 1 | 4 | 4.0 | 4 | 0 | |
| 2020 | Bills | 2 | 32 | 16.0 | 27 | 0 | 1 | 1 | 84 | 84.0 | 84t | 1 | |
| 2021 | Bills | 24 | 584 | 24.3 | 75 | 0 | 19 | 6 | 147 | 7.7 | 26 | 0 | |
| 2022 | Bills | 6 | 144 | 24.0 | 42 | 0 | 0 | 0 | 0 | 0.0 | 0 | 0 | |
| 2023 | Colts | 3 | 57 | 19.0 | 21 | 0 | 13 | 10 | 137 | 10.5 | 32 | 0 | |
| TOTALS | | 53 | 1,169 | 22.1 | 75 | 0 | 71 | 28 | 655 | 9.2 | 84T | 1 | |

ISAIAH MCKENZIE'S - NFL POSTSEASON STATISTICS

| | | KICKOFF RETURNS | | | | | PUNT RETURNS | | | | | |
|--------|-------|-----------------|------|------|----|----|--------------|----|------|------|----|----|
| DATE | TEAM | RET. | YDS. | AVG. | LG | TD | NO. | FC | YDS. | AVG. | LG | TD |
| 2019 | Bills | 0 | 0 | 0.0 | 0 | 0 | 0 | 0 | 0 | 0.0 | 0 | 0 |
| 2020 | Bills | 0 | 0 | 0.0 | 0 | 0 | 0 | 0 | 0 | 0.0 | 0 | 0 |
| 2021 | Bills | 5 | 57 | 11.4 | 22 | 0 | 0 | 0 | 0 | 0.0 | 0 | 0 |
| 2022 | Bills | 0 | 0 | 0.0 | 0 | 0 | 0 | 0 | 0 | 0.0 | 0 | 0 |
| TOTALS | | 5 | 57 | 11.4 | 22 | 0 | 0 | 0 | 0 | 0.0 | 0 | 0 |



SINGLE-GAME HIGHS: RUSHING/RECEIVING

| | | | |
|-----------------------------|---|-------------------------------|--|
| Rush Attempts | 4 vs. New York Jets, Dec 09, 2018 3 vs. Cincinnati Bengals, Sep 22, 2019 ...1 more at 3. | Longest Kickoff Return | 75 vs. Pittsburgh Steelers, Sep 12, 2021 45 at Jacksonville Jaguars, Nov 07, 2021 42 at Baltimore Ravens, Oct 02, 2022 3 at Baltimore Ravens, Sep 24, 2023 ...2 more at 3. |
| Rushing Yards | 32 at New York Jets, Nov 11, 2018 30 vs. New York Jets, Dec 29, 2019 22 vs. New York Jets, Dec 09, 2018 | Fair Catches | |
| Longest Runs | 18 vs. Minnesota Vikings, Nov 13, 2022 16 vs. New York Jets, Dec 29, 2019 15t vs. New York Jets, Dec 09, 2018 ...1 more at 15. | Punt Return Yards | 84 vs. Miami Dolphins, Jan 03, 2021 48 at Baltimore Ravens, Sep 24, 2023 ...1 more at 48. |
| Rushing TDs | 1 vs. Green Bay Packers, Oct 30, 2022 ...3 more at 1. | Longest Punt Return | 84t vs. Miami Dolphins, Jan 03, 2021 44 at Philadelphia Eagles, Nov 05, 2017 32 at Baltimore Ravens, Sep 24, 2023 |
| Receptions | 11 at New England Patriots, Dec 26, 2021 7 at Miami Dolphins, Sep 25, 2022 6 at Detroit Lions, Nov 24, 2022 ...2 more at 6. | Punt Returns | 5 vs. Oakland Raiders, Oct 01, 2017 4 vs. Cleveland Browns, Oct 22, 2023 ...3 more at 4. |
| Receiving Yards | 125 at New England Patriots, Dec 26, 2021 96 at Detroit Lions, Nov 24, 2022 76 at Miami Dolphins, Sep 25, 2022 | Punt Return TDs | 1 vs. Miami Dolphins, Jan 03, 2021 |
| Receiving Average | 16.0 at Detroit Lions, Nov 24, 2022 11.8 vs. New York Jets, Dec 09, 2018 11.5 at Miami Dolphins, Dec 02, 2018 | Punt Return Average | 16.0 vs. Los Angeles Chargers, Sep 11, 2017 10.5 at New York Jets, Nov 11, 2018 9.5 vs. Cleveland Browns, Oct 22, 2023 |
| Longest Receptions | 46 at Miami Dolphins, Sep 20, 2020 ...1 more at 46. | Kickoff Return Average | 35.8 vs. Pittsburgh Steelers, Sep 12, 2021 32.3 at Jacksonville Jaguars, Nov 07, 2021 25.7 at Tennessee Titans, Oct 18, 2021 |
| Receiving TDs | 2 vs. Miami Dolphins, Jan 03, 2021 1 at Baltimore Ravens, Oct 02, 2022 ...7 more at 1. | Special Teams Tackles | 1 vs. New England Patriots, Nov 12, 2017 ...1 more at 1. |
| All-Purpose Yards | 181 vs. Miami Dolphins, Jan 03, 2021 170 vs. New York Jets, Dec 09, 2018 141 vs. Pittsburgh Steelers, Sep 12, 2021 | Most TDs | 3 vs. Miami Dolphins, Jan 03, 2021 1 at Detroit Lions, Nov 24, 2022 ...13 more at 1. |
| Kickoff Returns | 7 vs. Indianapolis Colts, Nov 21, 2021 5 vs. New York Jets, Dec 09, 2018 4 at Jacksonville Jaguars, Nov 07, 2021 ...1 more at 4. | Miscellaneous Tackles | 1 vs. Indianapolis Colts, Nov 21, 2021 ...2 more at 1. |
| Kickoff Return Yards | 143 vs. Pittsburgh Steelers, Sep 12, 2021 138 vs. Indianapolis Colts, Nov 21, 2021 129 at Jacksonville Jaguars, Nov 07, 2021 | | |

SINGLE-GAME HIGHS - POSTSEASON: RUSHING/RECEIVING

| | | | |
|---------------------------|--|-------------------------------|--|
| Rush Attempts | 3 at Kansas City Chiefs, Jan 23, 2022 ...1 more at 3. | Receiving TDs | 1 at Kansas City Chiefs, Jan 24, 2021 |
| Rushing Yards | 29 vs. New England Patriots, Jan 15, 2022 15 at Kansas City Chiefs, Jan 23, 2022 9 at Kansas City Chiefs, Jan 24, 2021 | All-Purpose Yards | 109 vs. New England Patriots, Jan 15, 2022 40 at Kansas City Chiefs, Jan 23, 2022 23 at Houston Texans, Jan 04, 2020 |
| Longest Runs | 15 vs. New England Patriots, Jan 15, 2022 11 at Kansas City Chiefs, Jan 23, 2022 7 vs. New England Patriots, Jan 15, 2022 ...1 more at 7. | Kickoff Returns | 4 vs. New England Patriots, Jan 15, 2022 1 at Kansas City Chiefs, Jan 23, 2022 |
| Receptions | 4 at Houston Texans, Jan 04, 2020 3 vs. New England Patriots, Jan 15, 2022 2 vs. Cincinnati Bengals, Jan 22, 2023 ...1 more at 2. | Kickoff Return Yards | 35 vs. New England Patriots, Jan 15, 2022 22 at Kansas City Chiefs, Jan 23, 2022 |
| Receiving Yards | 45 vs. New England Patriots, Jan 15, 2022 23 at Houston Texans, Jan 04, 2020 10 vs. Cincinnati Bengals, Jan 22, 2023 | Longest Kickoff Return | 22 at Kansas City Chiefs, Jan 23, 2022 15 vs. New England Patriots, Jan 15, 2022 ...1 more at 15. |
| Receiving Average | 15.0 vs. New England Patriots, Jan 15, 2022 5.8 at Houston Texans, Jan 04, 2020 | Kickoff Return Average | 8.8 vs. New England Patriots, Jan 15, 2022 |
| Longest Receptions | 19 vs. New England Patriots, Jan 15, 2022 ...1 more at 19. | Most TDs | 1 at Kansas City Chiefs, Jan 24, 2021 |



100-YARD RECEIVING GAMES (1): REGULAR SEASON

| DATE | TEAM | NO. | YDS. | AVG. | LG | TD |
|----------|-------------|-----|------|------|----|----|
| 12/26/21 | at Patriots | 11 | 125 | 11.4 | 28 | 1 |

2017 GAME-BY-GAME REGULAR-SEASON STATISTICS (BRONCOS)

| DATE | OPPONENT | P/S | RECEIVING | | | | | RUSHING | | | | | W/L | SCORE |
|--------------------|-------------|-----|-------------|----------|-----------|------------|-----------|----------|----------|----------|------------|----------|----------|-------------|
| | | | NO. | YDS. | AVG. | LG | TD | NO. | YDS. | AVG. | LG | TD | | |
| 09/11 | Chargers | P | 0 | 0 | 0.0 | 0 | 0 | 0 | 0 | 0.0 | 0 | 0 | W | 24-21 |
| 09/17 | Cowboys | P | 0 | 0 | 0.0 | 0 | 0 | 0 | 0 | 0.0 | 0 | 0 | W | 42-17 |
| 09/24 | at Bills | P | 0 | 0 | 0.0 | 0 | 0 | 1 | 4 | 4.0 | 4 | 0 | L | 16-26 |
| 10/01 | Raiders | P | 0 | 0 | 0.0 | 0 | 0 | 0 | 0 | 0.0 | 0 | 0 | W | 16-10 |
| 10/15 | Giants | P | 1 | 0 | 0.0 | 0 | 0 | 0 | 0 | 0.0 | 0 | 0 | L | 10-23 |
| 10/22 | at Chargers | | | | | | INACTIVE | | | | | | L | 0-21 |
| 10/30 | at Chiefs | P | 0 | 0 | 0.0 | 0 | 0 | 0 | 0 | 0.0 | 0 | 0 | L | 19-29 |
| 11/05 | at Eagles | P | 1 | 14 | 14.0 | 14 | 0 | 0 | 0 | 0.0 | 0 | 0 | L | 23-51 |
| 11/12 | Patriots | P | 0 | 0 | 0.0 | 0 | 0 | 0 | 0 | 0.0 | 0 | 0 | L | 16-41 |
| 11/19 | Bengals | | | | | | INACTIVE | | | | | | L | 17-20 |
| 11/26 | at Raiders | | | | | | INACTIVE | | | | | | L | 14-21 |
| 12/03 | at Dolphins | P | 0 | 0 | 0.0 | 0 | 0 | 0 | 0 | 0.0 | 0 | 0 | L | 9-35 |
| 12/10 | Jets | | | | | | INACTIVE | | | | | | W | 23-0 |
| 12/14 | at Colts | | | | | | INACTIVE | | | | | | W | 25-13 |
| 12/24 | at Redskins | P | 1 | 8 | 8.0 | 8 | 0 | 0 | 0 | 0.0 | 0 | 0 | L | 11-27 |
| 12/31 | Chiefs | P | 1 | 7 | 7.0 | 7 | 0 | 0 | 0 | 0.0 | 0 | 0 | L | 24-27 |
| 2017 TOTALS | | | 11-0 | 4 | 29 | 7.3 | 14 | 0 | 1 | 4 | 4.0 | 4 | 0 | 5-11 |

2018 GAME-BY-GAME REGULAR-SEASON STATISTICS (BRONCOS/BILLS)

| DATE | OPPONENT | P/S | RECEIVING | | | | | RUSHING | | | | | W/L | SCORE |
|--------------------|-------------|-----|------------|-----------|------------|------------|--------------|----------|-----------|-----------|------------|------------|----------|------------|
| | | | NO. | YDS. | AVG. | LG | TD | NO. | YDS. | AVG. | LG | TD | | |
| 09/09 | Seahawks | | | | | | INACTIVE | | | | | | W | 27-24 |
| 09/16 | Raiders | | | | | | DID NOT PLAY | | | | | | W | 20-19 |
| 09/23 | at Ravens | | | | | | DID NOT PLAY | | | | | | L | 14-27 |
| 10/28 | at Chiefs | P | 0 | 0 | 0.0 | 0 | 0 | 0 | 0 | 0.0 | 0 | 0 | L | 23-30 |
| 11/04 | Texans | | | | | | DID NOT PLAY | | | | | | L | 17-19 |
| 11/11 | at Jets | P | 1 | 14 | 14.0 | 14 | 0 | 3 | 32 | 10.7 | 15 | 0 | W | 41-10 |
| 11/25 | Jaguars | P | 2 | 11 | 5.5 | 6 | 0 | 2 | 8 | 4.0 | 6t | 1 | W | 24-21 |
| 12/02 | at Dolphins | P | 4 | 46 | 11.5 | 23 | 0 | 0 | 0 | 0.0 | 0 | 0 | L | 17-21 |
| 12/09 | Jets | S | 4 | 47 | 11.8 | 19 | 0 | 4 | 22 | 5.5 | 15t | 1 | L | 23-27 |
| 12/16 | Lions | P | 6 | 53 | 8.8 | 16 | 0 | 1 | 4 | 4.0 | 4 | 0 | W | 14-13 |
| 12/23 | at Patriots | P | 1 | 8 | 8.0 | 8 | 0 | 0 | 0 | 0.0 | 0 | 0 | L | 12-24 |
| 12/30 | Dolphins | P | 0 | 0 | 0.0 | 0 | 0 | 0 | 0 | 0.0 | 0 | 0 | W | 42-17 |
| 2018 TOTALS | | | 8-1 | 18 | 179 | 9.9 | 23 | 0 | 10 | 66 | 6.6 | 15T | 2 | 6-6 |

2019 GAME-BY-GAME REGULAR-SEASON STATISTICS (BILLS)

| DATE | OPPONENT | P/S | RECEIVING | | | | | RUSHING | | | | | W/L | SCORE |
|--------------------|-------------|-----|-------------|-----------|------------|------------|-----------|----------|----------|-----------|------------|-----------|----------|-------------|
| | | | NO. | YDS. | AVG. | LG | TD | NO. | YDS. | AVG. | LG | TD | | |
| 09/08 | at Jets | P | 0 | 0 | 0.0 | 0 | 0 | 0 | 0 | 0.0 | 0 | 0 | W | 17-16 |
| 09/15 | at Giants | P | 2 | 40 | 20.0 | 26 | 1 | 1 | 4 | 4.0 | 4 | 0 | W | 28-14 |
| 09/22 | Bengals | P | 1 | 9 | 9.0 | 9 | 0 | 3 | 10 | 3.3 | 8 | 0 | W | 21-17 |
| 09/29 | Patriots | P | 0 | 0 | 0.0 | 0 | 0 | 0 | 0 | 0.0 | 0 | 0 | L | 10-16 |
| 10/06 | at Titans | P | 2 | 52 | 26.0 | 46 | 0 | 0 | 0 | 0.0 | 0 | 0 | W | 14-7 |
| 10/20 | Dolphins | S | 2 | 11 | 5.5 | 10 | 0 | 0 | 0 | 0.0 | 0 | 0 | W | 31-21 |
| 10/27 | Eagles | | | | | | INACTIVE | | | | | | L | 13-31 |
| 11/03 | Redskins | S | 3 | 12 | 4.0 | 11 | 0 | 0 | 0 | 0.0 | 0 | 0 | W | 24-9 |
| 11/10 | at Browns | P | 2 | 19 | 9.5 | 11 | 0 | 0 | 0 | 0.0 | 0 | 0 | L | 16-19 |
| 11/17 | at Dolphins | S | 3 | 21 | 7.0 | 16 | 0 | 1 | 10 | 10.0 | 10 | 0 | W | 37-20 |
| 11/24 | Broncos | S | 2 | 13 | 6.5 | 8 | 0 | 1 | -5 | -5.0 | -5 | 0 | W | 20-3 |
| 11/28 | at Cowboys | S | 3 | 34 | 11.3 | 18 | 0 | 0 | 0 | 0.0 | 0 | 0 | W | 26-15 |
| 12/08 | Ravens | S | 3 | 25 | 8.3 | 24 | 0 | 0 | 0 | 0.0 | 0 | 0 | L | 17-24 |
| 12/15 | at Steelers | P | 0 | 0 | 0.0 | 0 | 0 | 0 | 0 | 0.0 | 0 | 0 | W | 17-10 |
| 12/21 | at Patriots | S | 2 | 11 | 5.5 | 8 | 0 | 0 | 0 | 0.0 | 0 | 0 | L | 17-24 |
| 12/29 | Jets | S | 2 | 7 | 3.5 | 12 | 0 | 2 | 30 | 15.0 | 16 | 0 | L | 6-13 |
| 2019 TOTALS | | | 15-8 | 27 | 254 | 9.4 | 46 | 1 | 8 | 49 | 6.1 | 16 | 0 | 10-6 |



2020 GAME-BY-GAME REGULAR-SEASON STATISTICS (BILLS)

| DATE | OPPONENT | P/S | RECEIVING | | | | | RUSHING | | | | | W/L | SCORE |
|-------------|--------------|-----|-----------|------|------|-----|----|---------|------|-------|-----|----|-----|-------|
| | | | NO. | YDS. | AVG. | LG | TD | NO. | YDS. | AVG. | LG | TD | | |
| 09/13 | Jets | P | 3 | 17 | 5.7 | 10 | 0 | 0 | 0 | 0.0 | 0 | 0 | W | 27-17 |
| 09/20 | at Dolphins | P | 2 | 47 | 23.5 | 46 | 0 | 0 | 0 | 0.0 | 0 | 0 | W | 31-28 |
| 09/27 | Rams | S | 1 | 6 | 6.0 | 6 | 0 | 1 | 4 | 4.0 | 4 | 0 | W | 35-32 |
| 10/04 | at Raiders | S | 1 | 18 | 18.0 | 18 | 0 | 2 | 11 | 5.5 | 14 | 0 | W | 30-23 |
| 10/13 | at Titans | S | 4 | 7 | 1.8 | 9 | 1 | 0 | 0 | 0.0 | 0 | 0 | L | 16-42 |
| 10/19 | Chiefs | P | 1 | 4 | 4.0 | 4 | 0 | 0 | 0 | 0.0 | 0 | 0 | L | 17-26 |
| 10/25 | at Jets | P | 2 | 14 | 7.0 | 8 | 0 | 1 | -11 | -11.0 | -11 | 0 | W | 18-10 |
| 11/01 | Patriots | S | 0 | 0 | 0.0 | 0 | 0 | 0 | 0 | 0.0 | 0 | 0 | W | 24-21 |
| 11/08 | Seahawks | P | 1 | 25 | 25.0 | 25t | 1 | 1 | 1 | 1.0 | 1 | 0 | W | 44-34 |
| 11/15 | at Cardinals | P | 1 | 2 | 2.0 | 2 | 0 | 0 | 0 | 0.0 | 0 | 0 | L | 30-32 |
| 11/29 | Chargers | P | 0 | 0 | 0.0 | 0 | 0 | 1 | -1 | -1.0 | -1 | 0 | W | 27-17 |
| 12/07 | at 49ers | P | 2 | 31 | 15.5 | 23t | 1 | 0 | 0 | 0.0 | 0 | 0 | W | 34-24 |
| 12/13 | Steelers | S | 1 | 12 | 12.0 | 12 | 0 | 0 | 0 | 0.0 | 0 | 0 | W | 26-15 |
| 12/19 | at Broncos | P | 1 | 8 | 8.0 | 8 | 0 | 0 | 0 | 0.0 | 0 | 0 | W | 48-19 |
| 12/28 | at Patriots | S | 4 | 26 | 6.5 | 13 | 0 | 2 | 5 | 2.5 | 3 | 0 | W | 38-9 |
| 01/03 | Dolphins | S | 6 | 65 | 10.8 | 19 | 2 | 2 | 0 | 0.0 | 3 | 0 | W | 56-26 |
| 2020 TOTALS | | | 16-7 | 30 | 282 | 9.4 | 46 | 5 | 10 | 9 | 0.9 | 14 | 0 | 13-3 |

2021 GAME-BY-GAME REGULAR-SEASON STATISTICS (BILLS)

| DATE | OPPONENT | P/S | RECEIVING | | | | | RUSHING | | | | | W/L | SCORE |
|-------------|---------------|-----|-----------|------|------|-----|----|---------|------|------|-----|----|-----|--------|
| | | | NO. | YDS. | AVG. | LG | TD | NO. | YDS. | AVG. | LG | TD | | |
| 09/12 | Steelers | S | 0 | 0 | 0.0 | 0 | 0 | 1 | -3 | -3.0 | -3 | 0 | L | 16-23 |
| 09/19 | at Dolphins | P | 1 | 1 | 1.0 | 1 | 0 | 0 | 0 | 0.0 | 0 | 0 | W | 35-0 |
| 09/26 | Football Team | P | 0 | 0 | 0.0 | 0 | 0 | 1 | 8 | 8.0 | 8 | 0 | W | 43-21 |
| 10/03 | Texans | P | 0 | 0 | 0.0 | 0 | 0 | 0 | 0 | 0.0 | 0 | 0 | W | 40-0 |
| 10/10 | at Chiefs | P | 0 | 0 | 0.0 | 0 | 0 | 0 | 0 | 0.0 | 0 | 0 | W | 38-20 |
| 10/18 | at Titans | P | 1 | 3 | 3.0 | 3 | 0 | 1 | 5 | 5.0 | 5 | 0 | L | 31-34 |
| 10/31 | Dolphins | P | 0 | 0 | 0.0 | 0 | 0 | 0 | 0 | 0.0 | 0 | 0 | W | 26-11 |
| 11/07 | at Jaguars | P | 2 | 10 | 5.0 | 9 | 0 | 0 | 0 | 0.0 | 0 | 0 | L | 6-9 |
| 11/14 | at Jets | P | 1 | 12 | 12.0 | 12 | 0 | 2 | 17 | 8.5 | 9 | 1 | W | 45-17 |
| 11/21 | Colts | P | 0 | 0 | 0.0 | 0 | 0 | 0 | 0 | 0.0 | 0 | 0 | L | 15-41 |
| 11/25 | at Saints | | | | | | | | | | | | W | 31-6 |
| 12/06 | Patriots | | | | | | | | | | | | L | 10-14 |
| 12/12 | at Buccaneers | P | 1 | 5 | 5.0 | 5 | 0 | 0 | 0 | 0.0 | 0 | 0 | L | 27-33+ |
| 12/19 | Panthers | P | 1 | 7 | 7.0 | 7 | 0 | 1 | 8 | 8.0 | 8 | 0 | W | 31-14 |
| 12/26 | at Patriots | P | 11 | 125 | 11.4 | 28 | 1 | 1 | -1 | -1.0 | -1 | 0 | W | 33-21 |
| 01/02 | Falcons | P | 1 | 6 | 6.0 | 6 | 0 | 1 | 3 | 3.0 | 3 | 0 | W | 29-15 |
| 01/09 | Jets | S | 1 | 9 | 9.0 | 9 | 0 | 1 | 10 | 10.0 | 10 | 0 | W | 27-10 |
| 2021 TOTALS | | | 15-2 | 20 | 178 | 8.9 | 28 | 1 | 9 | 47 | 5.2 | 10 | 1 | 11-6 |

+ - Overtime

2022 GAME-BY-GAME REGULAR-SEASON STATISTICS (BILLS)

| DATE | OPPONENT | P/S | RECEIVING | | | | | RUSHING | | | | | W/L | SCORE |
|-------------|-------------|-----|-----------|------|------|------|----|---------|------|------|-----|----|-----|--------|
| | | | NO. | YDS. | AVG. | LG | TD | NO. | YDS. | AVG. | LG | TD | | |
| 09/08 | at Rams | S | 2 | 19 | 9.5 | 12 | 1 | 0 | 0 | 0.0 | 0 | 0 | W | 31-10 |
| 09/19 | Titans | S | 2 | 37 | 18.5 | 28 | 0 | 0 | 0 | 0.0 | 0 | 0 | W | 41-7 |
| 09/25 | at Dolphins | S | 7 | 76 | 10.9 | 27 | 1 | 1 | 6 | 6.0 | 6 | 0 | L | 19-21 |
| 10/02 | at Ravens | S | 4 | 21 | 5.3 | 8 | 1 | 0 | 0 | 0.0 | 0 | 0 | W | 23-20 |
| 10/09 | Steelers | | | | | | | | | | | | W | 38-3 |
| 10/16 | at Chiefs | P | 2 | 9 | 4.5 | 5 | 0 | 0 | 0 | 0.0 | 0 | 0 | W | 24-20 |
| 10/30 | Packers | S | 1 | 8 | 8.0 | 8 | 0 | 2 | 2 | 1.0 | 7t | 1 | W | 27-17 |
| 11/06 | at Jets | P | 2 | 12 | 6.0 | 9 | 0 | 1 | 9 | 9.0 | 9 | 0 | L | 17-20 |
| 11/13 | Vikings | S | 4 | 37 | 9.3 | 15 | 0 | 1 | 18 | 18.0 | 18 | 0 | L | 30-33+ |
| 11/20 | Browns | P | 0 | 0 | 0.0 | 0 | 0 | 0 | 0 | 0.0 | 0 | 0 | W | 31-23 |
| 11/24 | at Lions | S | 6 | 96 | 16.0 | 30 | 1 | 2 | 7 | 3.5 | 4 | 0 | W | 28-25 |
| 12/01 | at Patriots | P | 5 | 44 | 8.8 | 17 | 0 | 0 | 0 | 0.0 | 0 | 0 | W | 24-10 |
| 12/11 | Jets | P | 3 | 21 | 7.0 | 8 | 0 | 1 | 7 | 7.0 | 7 | 0 | W | 20-12 |
| 12/17 | Dolphins | P | 2 | 24 | 12.0 | 19 | 0 | 0 | 0 | 0.0 | 0 | 0 | W | 32-29 |
| 12/24 | at Bears | P | 0 | 0 | 0.0 | 0 | 0 | 1 | 6 | 6.0 | 6 | 0 | W | 35-13 |
| 01/08 | Patriots | S | 2 | 19 | 9.5 | 13 | 0 | 0 | 0 | 0.0 | 0 | 0 | W | 35-23 |
| 2022 TOTALS | | | 15-8 | 42 | 423 | 10.1 | 30 | 4 | 9 | 55 | 6.1 | 18 | 1 | 13-3 |

+ - Overtime



2023 GAME-BY-GAME REGULAR-SEASON STATISTICS (COLTS)

| DATE | OPPONENT | P/S | RECEIVING | | | | | RUSHING | | | | | W/L | SCORE |
|--------------------|------------|-----|------------|----------|-----------|------------|-----------|----------|----------|-----------|------------|----------|----------|------------|
| | | | NO. | YDS. | AVG. | LG | TD | NO. | YDS. | AVG. | LG | TD | | |
| 09/10 | Jaguars | P | 0 | 0 | 0.0 | 0 | 0 | 0 | 0 | 0.0 | 0 | 0 | L | 21-31 |
| 09/17 | at Texans | P | 1 | 7 | 7.0 | 7 | 0 | 0 | 0 | 0.0 | 0 | 0 | W | 31-20 |
| 09/24 | at Ravens | P | 1 | 3 | 3.0 | 3 | 0 | 0 | 0 | 0.0 | 0 | 0 | W | 22-19+ |
| 10/01 | Rams | P | 1 | 6 | 6.0 | 6 | 0 | 0 | 0 | 0.0 | 0 | 0 | L | 23-29+ |
| 10/08 | Titans | P | 0 | 0 | 0.0 | 0 | 0 | 1 | 4 | 4.0 | 4 | 0 | W | 23-16 |
| 10/15 | at Jaguars | P | 2 | 23 | 11.5 | 12 | 0 | 0 | 0 | 0.0 | 0 | 0 | L | 20-37 |
| 10/22 | Browns | P | 0 | 0 | 0.0 | 0 | 0 | 1 | 7 | 7.0 | 7 | 0 | L | 38-39 |
| 2023 TOTALS | | | 7-0 | 5 | 39 | 7.8 | 12 | 0 | 2 | 11 | 5.5 | 7 | 0 | 3-4 |

+ - Overtime

2019 GAME-BY-GAME POSTSEASON STATISTICS (BILLS)

| DATE | OPPONENT | P/S | RECEIVING | | | | | RUSHING | | | | | W/L | SCORE |
|--------------------|-----------|-----|------------|----------|-----------|------------|-----------|----------|----------|------------|----------|----------|------------|--------|
| | | | NO. | YDS. | AVG. | LG | TD | NO. | YDS. | AVG. | LG | TD | | |
| 01/04 | at Texans | P | 4 | 23 | 5.8 | 10 | 0 | 0 | 0 | 0.0 | 0 | 0 | L | 19-22+ |
| 2019 TOTALS | | | 1-0 | 4 | 23 | 5.8 | 10 | 0 | 0 | 0.0 | 0 | 0 | 0-1 | |

+ - Overtime

2020 GAME-BY-GAME POSTSEASON STATISTICS (BILLS)

| DATE | OPPONENT | P/S | RECEIVING | | | | | RUSHING | | | | | W/L | SCORE |
|--------------------|-----------|-----|------------|----------|-----------|------------|----------|----------|----------|----------|------------|----------|----------|------------|
| | | | NO. | YDS. | AVG. | LG | TD | NO. | YDS. | AVG. | LG | TD | | |
| 01/09 | Colts | P | 0 | 0 | 0.0 | 0 | 0 | 0 | 0 | 0.0 | 0 | 0 | W | 27-24 |
| 01/16 | Ravens | P | 2 | 8 | 4.0 | 7 | 0 | 0 | 0 | 0.0 | 0 | 0 | W | 17-3 |
| 01/24 | at Chiefs | P | 1 | 6 | 6.0 | 6t | 1 | 2 | 9 | 4.5 | 5 | 0 | L | 24-38 |
| 2020 TOTALS | | | 3-0 | 3 | 14 | 4.7 | 7 | 1 | 2 | 9 | 4.5 | 5 | 0 | 2-1 |

2021 GAME-BY-GAME POSTSEASON STATISTICS (BILLS)

| DATE | OPPONENT | P/S | RECEIVING | | | | | RUSHING | | | | | W/L | SCORE |
|--------------------|-----------|-----|------------|----------|-----------|-------------|-----------|----------|----------|-----------|------------|-----------|----------|------------|
| | | | NO. | YDS. | AVG. | LG | TD | NO. | YDS. | AVG. | LG | TD | | |
| 01/15 | Patriots | S | 3 | 45 | 15.0 | 19 | 0 | 3 | 29 | 9.7 | 15 | 0 | W | 47-17 |
| 01/23 | at Chiefs | P | 1 | 3 | 3.0 | 3 | 0 | 3 | 15 | 5.0 | 11 | 0 | L | 36-42+ |
| 2021 TOTALS | | | 2-1 | 4 | 48 | 12.0 | 19 | 0 | 6 | 44 | 7.3 | 15 | 0 | 1-1 |

+ - Overtime

2022 GAME-BY-GAME POSTSEASON STATISTICS (BILLS)

| DATE | OPPONENT | P/S | RECEIVING | | | | | RUSHING | | | | | W/L | SCORE | | |
|-------------|----------|-----|-----------|------|------|-----|----|----------|------|------|-----|----|-----|-------|-------|--|
| | | | NO. | YDS. | AVG. | LG | TD | NO. | YDS. | AVG. | LG | TD | | | | |
| 01/15 | Dolphins | | | | | | | INACTIVE | | | | | | | | |
| 01/22 | Bengals | S | 2 | 10 | 5.0 | 8 | 0 | 0 | 0 | 0.0 | 0 | 0 | L | 34-31 | | |
| 2022 TOTALS | | | 1-1 | 2 | 10 | 5.0 | 8 | 0 | 0 | 0 | 0.0 | 0 | 0 | 1-1 | 10-27 | |

10

GARDNER MINSHEW II

QUARTERBACK



GARDNER MINSHEW II: SIGNED
BY THE COLTS AS AN UNRESTRICTED FREE
AGENT ON MARCH 16, 2023.

6-1 • 225 LBS
NFL EXP: 5
(1ST YEAR WITH THE COLTS)
BORN: 5/16/96




COLLEGE:
**WASHINGTON
STATE**

4TH-AND-SHORT

- In his first five seasons, he played in 32 games (24 starts) in his time with the Eagles (2021-22) and Jaguars (2019-20) and completed 586-of-933 passes for 6,632 yards with 44 touchdowns and 15 interceptions for a 93.1 passer rating. He also registered 112 carries for 521 yards and two touchdowns.
- Flew with the Air Force Thunderbirds during the 2020 offseason.
- His dad, Flint, played football at Millsaps College in Mississippi and his mom, Kim, played basketball at Mississippi State.

UNAPOLOGETIC

Throughout his career, Minshew II has been known as one of the fun characters in football. When he was at Washington State, not only did he have the best season of his collegiate career but he was also coached by Mike Leach. Leach unexpectedly passed away in December of 2022. Minshew noted that one of the best things about his coach was that "He was always his authentic self." It should be no surprise that Minshew, who is also always his authentic self, thrived under Leach's tutelage.



X @GardnerMinshew5



@GardnerMinshew5

10 GARDNER MINSHEW II

QUARTERBACK



FINDING OPPORTUNITY

Minshew II was determined to continue playing football. He put up school records in high school, but because of his size he was often overlooked by Division I colleges. He decided to start his college career at Northwest Mississippi Community College and helped lead them to a NJCAA National Championship. He transferred to East Carolina and battled for playing time, but then solidified himself by throwing for 24 touchdowns in his 17 games there. Minshew II then had the opportunity to grad transfer and chose Washington State instead of Alabama after Mike Leach asked him if he wanted to lead the nation in passing. After being a sixth-round selection by the Jaguars, he has been trying to make the most of every opportunity in the NFL.

NFL HIGHLIGHTS

- Has appeared in 39 career games (27 starts) in his time with the Colts (2023), Philadelphia Eagles (2021-22) and Jacksonville Jaguars (2019-20) and has completed 691-of-1,094 passes for 7,819 yards with 49 touchdowns and 19 interceptions for a 92.2 passer rating. He has also registered 558 rushing yards and four touchdowns on 121 carries. Minshew II has appeared in two postseason contests.
- Has seen action in all seven games (three starts) in 2023 and has completed 105-of-161 passes for 1,187 yards with five touchdowns and four interceptions for a passer rating of 87.2. He also has nine carries for 37 yards and two touchdowns. In Week 3 at BAL, he completed 27-of-44 passes for 227 yards and one touchdown for a passer rating of 82.3. In Week 7 vs. CLE, he completed 15-of-23 passes for 305 yards with two touchdowns and one interception for a 119.4 passer rating. He also had 29 rushing yards and two touchdowns on three carries. He is the first player in franchise history to register at least two passing touchdowns and two rushing touchdowns in the same game and is the second NFL player to do so this season (Lamar Jackson in Week 4). Minshew II tallied a 17-yard rushing touchdown in the first quarter, marking the longest rushing touchdown of his career.
- In 2022, he saw action in five games (two starts) and completed 44-of-76 passes for 663 yards and three touchdowns with three interceptions. He also tallied seven carries for three yards and one touchdown. He competed in two postseason contests.
- Appeared in four games (two starts) in 2021 and completed 41-of-60 passes for 439 yards and four touchdowns with one interception. Also added 21 yards on nine carries.
- In 2020, he competed in nine games (eight starts) and completed 216-of-327 passes for 2,259 yards and 16 touchdowns with five interceptions. He also compiled 29 carries and 153 yards and one touchdown.
- Saw action in a single-season career-high 14 games (12 starts) in 2019 and set single-season career highs in completions (285), attempts (470), passing yards (3,271) and passing touchdowns (21). Also added 344

NFL HIGHLIGHTS CONT...

rushing yards on 67 carries. Minshew II became only the fourth rookie quarterback in NFL history to throw at least 20 touchdowns with six or less interceptions, joining Dak Prescott (2016), Robert Griffin III (2012) and Dan Marino (1983). He also became the only rookie in the past 25 seasons to tally at least eight touchdowns with no interceptions on the road. Minshew ranks first in Jaguars rookie history in passing touchdowns (21) and second in completions (285) and passing yards (3,271).

COLLEGE HIGHLIGHTS

- Appeared in 30 total games (25 starts) at Washington State (2018) and East Carolina (2016-17) and completed 761-of-1,168 passes for 8,266 yards and 62 touchdowns with 20 interceptions. He also added 96 carries for 43 yards and four touchdowns.
- In 2018 at Washington State, he was named the Johnny Unitas Golden Arm Award winner after he started 13 games and completed 468-of-662 passes for a single-season career-high 4,479 yards and 38 touchdowns with nine interceptions. On the ground, he contributed 119 yards on 58 carries with four rushing touchdowns. He set the Pac-12 Conference and WSU single-season records in completions and passing yards. Also garnered Pac-12 Offensive Player of the Year honors and earned First Team All-Pac-12 accolades.
- As a junior at East Carolina, he started 10 games and completed 174-of-304 passes for 2,140 yards and 16 touchdowns with seven interceptions.
- In 2016, he saw action in seven games (two starts) and completed 119-of-202 passes for eight touchdowns with four interceptions.
- Attended Northwest Mississippi Community College in 2015 and completed 223-of-367 passes for 3,288 yards and 28 touchdowns with five interceptions. He helped lead the team to the NJCAA National Championship.

PERSONAL

- Attended Brandon (Miss.) High School and earned all-state honors as a senior.
- Inducted into Brandon High School's Hall of Fame.
- His dad, Flint, played football at Millsaps College in Mississippi.
- His mom, Kim, played basketball at Mississippi State.
- While with the Jaguars, he hosted an annual 'Shop with a Jaguar' holiday event.
- Flew with the Air Force Thunderbirds during the 2020 offseason.
- Earned a bachelor's degree in communications from ECU in 2017.
- A native of Brandon, Miss.

ADDITIONAL TRANSACTIONS

- Acquired by the Philadelphia Eagles in a trade with the Jacksonville Jaguars on August 28, 2021.
- Selected by the Jaguars in the sixth round (178th overall) of the 2019 NFL Draft.



| GARDNER MINSHEW II'S - NFL REGULAR SEASON STATISTICS | | | | | | | | | | | | | | |
|--|---------|----|----|-------|------|------|-------|------|----|------|-----|----|-----|-------|
| DATE | TEAM | GP | GS | ATT. | CMP. | PCT. | YDS | AVG. | TD | INT. | LG | SK | LST | RATE |
| 2019 | Jaguars | 14 | 12 | 470 | 285 | 60.6 | 3,271 | 7.0 | 21 | 6 | 70t | 33 | 184 | 91.2 |
| 2020 | Jaguars | 9 | 8 | 327 | 216 | 66.1 | 2,259 | 6.9 | 16 | 5 | 51 | 27 | 147 | 95.9 |
| 2021 | Eagles | 4 | 2 | 60 | 41 | 68.3 | 439 | 7.3 | 4 | 1 | 36t | 5 | 31 | 104.8 |
| 2022 | Eagles | 5 | 2 | 76 | 44 | 57.9 | 663 | 8.7 | 3 | 3 | 78t | 6 | 28 | 83.4 |
| 2023 | Colts | 7 | 3 | 161 | 105 | 65.2 | 1,187 | 7.4 | 5 | 4 | 75t | 12 | 75 | 87.2 |
| TOTALS | | 39 | 27 | 1,094 | 691 | 63.2 | 7,819 | 7.1 | 49 | 19 | 78T | 83 | 465 | 92.2 |

| GARDNER MINSHEW II'S - NFL POSTSEASON STATISTICS | | | | | | | | | | | | | | |
|--|--------|----|----|------|------|------|-----|------|----|------|----|----|-----|------|
| DATE | TEAM | GP | GS | ATT. | CMP. | PCT. | YDS | AVG. | TD | INT. | LG | SK | LST | RATE |
| 2021 | Eagles | 0 | 0 | 0 | 0 | 0.0 | 0 | 0.0 | 0 | 0 | 0 | 0 | 0 | 0.0 |
| 2022 | Eagles | 2 | 0 | 0 | 0 | 0.0 | 0 | 0.0 | 0 | 0 | 0 | 0 | 0 | 0.0 |
| TOTALS | | 2 | 0 | 0 | 0 | 0.0 | 0 | 0.0 | 0 | 0 | 0 | 0 | 0 | 0.0 |

| GARDNER MINSHEW II'S - NFL REGULAR SEASON STATISTICS | | | | | | | | | | | | | | |
|--|---------|-----|--|------|--|--|------|--|--|-----|--|--|----|--|
| DATE | TEAM | NO. | | YDS. | | | AVG. | | | LG | | | TD | |
| 2019 | Jaguars | 67 | | 344 | | | 5.1 | | | 21 | | | 0 | |
| 2020 | Jaguars | 29 | | 153 | | | 5.3 | | | 16 | | | 1 | |
| 2021 | Eagles | 9 | | 21 | | | 2.3 | | | 9 | | | 0 | |
| 2022 | Eagles | 7 | | 3 | | | 0.4 | | | 3 | | | 1 | |
| 2023 | Colts | 9 | | 37 | | | 4.1 | | | 17t | | | 2 | |
| TOTALS | | 121 | | 558 | | | 4.6 | | | 21 | | | 4 | |

| GARDNER MINSHEW II'S - NFL POSTSEASON STATISTICS | | | | | | | | | | | | | | | |
|--|--------|-----|----|------|--|--|------|--|--|----|--|--|--|--|----|
| DATE | TEAM | NO. | | YDS. | | | AVG. | | | LG | | | | | TD |
| 2021 | Eagles | 0 | 0 | | | | 0.0 | | | 0 | | | | | 0 |
| 2022 | Eagles | 2 | -2 | | | | -1.0 | | | 0 | | | | | 0 |
| TOTALS | | 2 | -2 | | | | -1.0 | | | 0 | | | | | 0 |

| GARDNER MINSHEW II'S - NFL REGULAR SEASON STATISTICS | | | | | | | | | | | | | | | | | | | |
|--|---------|----|----|---------|------|------|-------|------|----|------|-----|----|-----|-------|---------|------|------|-----|----|
| DATE | TEAM | GP | GS | PASSING | | | | | | | | | | | RUSHING | | | | |
| | | | | ATT. | CMP. | PCT. | YDS | AVG. | TD | INT. | LG | SK | LST | RATE | NO. | YDS. | AVG. | LG | TD |
| 2019 | Jaguars | 14 | 12 | 470 | 285 | 60.6 | 3,271 | 7.0 | 21 | 6 | 70t | 33 | 184 | 91.2 | 67 | 344 | 5.1 | 21 | 0 |
| 2020 | Jaguars | 9 | 8 | 327 | 216 | 66.1 | 2,259 | 6.9 | 16 | 5 | 51 | 27 | 147 | 95.9 | 29 | 153 | 5.3 | 16 | 1 |
| 2021 | Eagles | 4 | 2 | 60 | 41 | 68.3 | 439 | 7.3 | 4 | 1 | 36t | 5 | 31 | 104.8 | 9 | 21 | 2.3 | 9 | 0 |
| 2022 | Eagles | 5 | 2 | 76 | 44 | 57.9 | 663 | 8.7 | 3 | 3 | 78t | 6 | 28 | 83.4 | 7 | 3 | 0.4 | 3 | 1 |
| 2023 | Colts | 7 | 3 | 161 | 105 | 65.2 | 1,187 | 7.4 | 5 | 4 | 75t | 12 | 75 | 87.2 | 9 | 37 | 4.1 | 17t | 2 |
| TOTALS | | 39 | 27 | 1,094 | 691 | 63.2 | 7,819 | 7.1 | 49 | 19 | 78T | 83 | 465 | 92.2 | 121 | 558 | 4.6 | 21 | 4 |

| GARDNER MINSHEW II'S - NFL POSTSEASON STATISTICS | | | | | | | | | | | | | | | | | | | |
|--|--------|----|----|---------|------|------|-----|------|----|------|----|----|-----|------|---------|------|------|----|----|
| DATE | TEAM | GP | GS | PASSING | | | | | | | | | | | RUSHING | | | | |
| | | | | ATT. | CMP. | PCT. | YDS | AVG. | TD | INT. | LG | SK | LST | RATE | NO. | YDS. | AVG. | LG | TD |
| 2021 | Eagles | 0 | 0 | 0 | 0 | 0.0 | 0 | 0.0 | 0 | 0 | 0 | 0 | 0 | 0.0 | 0 | 0 | 0.0 | 0 | 0 |
| 2022 | Eagles | 2 | 0 | 0 | 0 | 0.0 | 0 | 0.0 | 0 | 0 | 0 | 0 | 0 | 0.0 | 2 | -2 | -1.0 | 0 | 0 |
| TOTALS | | 2 | 0 | 0 | 0 | 0.0 | 0 | 0.0 | 0 | 0 | 0 | 0 | 0 | 0.0 | 2 | -2 | -1.0 | 0 | 0 |



SINGLE-GAME HIGHS: QUARTERBACK

| | | | |
|------------------------------|---|------------------------|---|
| Pass Attempts | 55 at Jacksonville Jaguars, Oct 15, 2023 49 at Houston Texans, Oct 11, 2020 47 vs. Houston Texans, Nov 03, 2019 | Passer Rating | 142.3 vs. Indianapolis Colts, Sep 13, 2020 133.7 at New York Jets, Dec 05, 2021 122.5 vs. Kansas City Chiefs, Sep 08, 2019 |
| Pass Completions | 33 at Jacksonville Jaguars, Oct 15, 2023 31 at Houston Texans, Oct 11, 2020 30 vs. Miami Dolphins, Sep 24, 2020 ...1 more at 30. | Rush Attempts | 9 at Cincinnati Bengals, Oct 20, 2019 8 vs. New York Jets, Oct 27, 2019 7 at Atlanta Falcons, Dec 22, 2019 ...1 more at 7. |
| Yards Passing | 374 at Carolina Panthers, Oct 06, 2019 355 at Dallas Cowboys, Dec 24, 2022 351 at Cincinnati Bengals, Oct 04, 2020 | Rushing Yards | 56 at Houston Texans, Sep 15, 2019 48 at Cincinnati Bengals, Oct 20, 2019 42 at Carolina Panthers, Oct 06, 2019 |
| TD Passes | 3 at Tennessee Titans, Sep 20, 2020 ...3 more at 3. | Rushing Average | 6.0 at Carolina Panthers, Oct 06, 2019 5.3 at Cincinnati Bengals, Oct 20, 2019 5.1 at Atlanta Falcons, Dec 22, 2019 |
| Long Passes | 78t vs. New Orleans Saints, Jan 01, 2023 75t vs. Cleveland Browns, Oct 22, 2023 70t vs. New York Jets, Oct 27, 2019 | Longest Runs | 21 at Houston Texans, Sep 15, 2019 20 at Cincinnati Bengals, Oct 20, 2019 18 at Houston Texans, Sep 15, 2019 |
| Completion Percentage | 95.0 vs. Indianapolis Colts, Sep 13, 2020 88.0 vs. Kansas City Chiefs, Sep 08, 2019 82.6 at Houston Texans, Sep 17, 2023 | Rushing TDs | 2 vs. Cleveland Browns, Oct 22, 2023 1 at Dallas Cowboys, Dec 24, 2022 ...1 more at 1. |

300-YARD PASSING GAMES (8): REGULAR SEASON

| DATE | TEAM | NO. | YDS. | AVG. | LG | TD |
|----------|-------------|-----|------|------|-----|----|
| 10/06/19 | at Panthers | 26 | 374 | 14.4 | 37t | 2 |
| 11/03/19 | TEXANS | 27 | 309 | 11.4 | 31 | 0 |
| 09/20/20 | at Titans | 30 | 339 | 11.3 | 45 | 3 |
| 10/04/20 | at Bengals | 27 | 351 | 13.0 | 33 | 2 |
| 10/11/20 | at Texans | 31 | 301 | 9.7 | 51 | 2 |
| 12/24/22 | at Cowboys | 24 | 355 | 14.8 | 48 | 2 |
| 10/15/23 | at Jaguars | 33 | 329 | 10.0 | 45 | 1 |
| 10/22/23 | BROWNS | 15 | 305 | 20.3 | 75t | 2 |

2019 GAME-BY-GAME REGULAR-SEASON STATISTICS (JAGUARS)

| DATE | OPPONENT | P/S | PASSING | | | | | | | | | | | RUSHING | | | | W/L | SCORE |
|-------------|-------------|-----|---------------------------|-----|-----|-------|------|------|------|-----|-----|-------|--------|---------|-----|-----|----|-----|-------|
| | | | ATT | CMP | YDS | PCT | Y/A | Y/C | TD | INT | LG | SK/YD | RATE | ATT | YDS | LG | TD | | |
| 09/08 | Chiefs | P | 25 | 22 | 275 | 88.0 | 11.0 | 12.5 | 2 | 1 | 69 | 1/3 | 122.5 | 1 | 6 | 6 | 0 | L | 26-40 |
| 09/15 | at Texans | S | 33 | 23 | 213 | 69.7 | 6.5 | 9.3 | 1 | 0 | 31 | 4/35 | 97.2 | 6 | 56 | 21 | 0 | L | 12-13 |
| 09/19 | Titans | S | 30 | 20 | 204 | 66.7 | 6.8 | 10.2 | 2 | 0 | 37 | 0/0 | 108.2 | 4 | 18 | 10 | 0 | W | 20-7 |
| 09/29 | at Broncos | S | 33 | 19 | 213 | 57.6 | 6.5 | 11.2 | 2 | 0 | 32 | 5/27 | 97.2 | 1 | 2 | 2 | 0 | W | 26-24 |
| 10/06 | at Panthers | S | 44 | 26 | 374 | 59.1 | 8.5 | 14.4 | 2 | 0 | 37t | 2/16 | 101.9 | 7 | 42 | 11 | 0 | L | 27-34 |
| 10/13 | Saints | S | 29 | 14 | 163 | 48.3 | 5.6 | 11.6 | 0 | 1 | 23 | 2/12 | 51.4 | 2 | 1 | 2 | 0 | L | 6-13 |
| 10/20 | at Bengals | S | 32 | 15 | 255 | 46.9 | 8.0 | 17.0 | 1 | 0 | 47 | 2/11 | 84.8 | 9 | 48 | 20 | 0 | W | 27-17 |
| 10/27 | Jets | S | 34 | 22 | 279 | 64.7 | 8.2 | 12.7 | 3 | 0 | 70t | 2/1 | 119.6 | 8 | 28 | 13 | 0 | W | 29-15 |
| 11/03 | Texans | S | 47 | 27 | 309 | 57.4 | 6.6 | 11.4 | 0 | 2 | 31 | 3/8 | 59.6 | 4 | 34 | 10 | 0 | L | 3-26 |
| 11/17 | at Colts | | DID NOT PLAY (NON-INJURY) | | | | | | | | | | | | | | | L | 13-33 |
| 11/24 | at Titans | | DID NOT PLAY (NON-INJURY) | | | | | | | | | | | | | | | L | 20-42 |
| 12/01 | Buccaneers | P | 27 | 16 | 147 | 59.3 | 5.4 | 9.2 | 1 | 1 | 30 | 2/24 | 71.1 | 2 | 8 | 4 | 0 | L | 11-28 |
| 12/08 | Chargers | S | 37 | 24 | 162 | 64.9 | 4.4 | 6.8 | 1 | 0 | 22 | 2/7 | 83.4 | 6 | 31 | 8 | 0 | L | 10-45 |
| 12/15 | at Raiders | S | 29 | 17 | 201 | 58.6 | 6.9 | 11.8 | 2 | 0 | 55 | 2/16 | 102.8 | 5 | 27 | 11 | 0 | W | 20-16 |
| 12/22 | at Falcons | S | 31 | 13 | 181 | 41.9 | 5.8 | 13.9 | 1 | 0 | 42t | 3/15 | 72.1 | 7 | 36 | 17 | 0 | L | 12-24 |
| 12/29 | Colts | S | 39 | 27 | 295 | 69.2 | 7.6 | 10.9 | 3 | 1 | 45 | 3/9 | 106.2 | 5 | 7 | 7 | 0 | W | 38-20 |
| 2019 TOTALS | | | 14-12 | 470 | 285 | 3,271 | 60.6 | 7.0 | 11.5 | 21 | 6 | 70T | 33/184 | 91.2 | 67 | 344 | 21 | 0 | 6-10 |





2020 GAME-BY-GAME REGULAR-SEASON STATISTICS (JAGUARS)

| DATE | OPPONENT | P/S | PASSING | | | | | | | | | | RUSHING | | | | | W/L | SCORE |
|--------------|-------------|-----|---------------------------|-----|-------|------|-----|------|----|-----|----|--------|---------|-----|-----|----|----|------|--------|
| | | | ATT | CMP | YDS | PCT | Y/A | Y/C | TD | INT | LG | SK/YD | RATE | ATT | YDS | LG | TD | | |
| 09/13 | Colts | S | 20 | 19 | 173 | 95.0 | 8.7 | 9.1 | 3 | 0 | 28 | 4/23 | 142.3 | 5 | 19 | 11 | 0 | W | 27-20 |
| 09/20 | at Titans | S | 45 | 30 | 339 | 66.7 | 7.5 | 11.3 | 3 | 2 | 45 | 2/24 | 92.7 | 4 | 19 | 11 | 0 | L | 30-33 |
| 09/24 | Dolphins | S | 42 | 30 | 275 | 71.4 | 6.5 | 9.2 | 0 | 1 | 24 | 4/29 | 79.0 | 3 | 22 | 16 | 0 | L | 13-31 |
| 10/04 | at Bengals | S | 40 | 27 | 351 | 67.5 | 8.8 | 13.0 | 2 | 1 | 33 | 3/11 | 101.1 | 2 | 9 | 7 | 0 | L | 25-33 |
| 10/11 | at Texans | S | 49 | 31 | 301 | 63.3 | 6.1 | 9.7 | 2 | 0 | 51 | 3/8 | 94.0 | 4 | 18 | 11 | 0 | L | 14-30 |
| 10/18 | Lions | S | 44 | 25 | 243 | 56.8 | 5.5 | 9.7 | 1 | 1 | 51 | 1/12 | 70.5 | 3 | 14 | 9 | 1 | L | 16-34 |
| 10/25 | at Chargers | S | 27 | 14 | 173 | 51.9 | 6.4 | 12.4 | 2 | 0 | 36 | 5/19 | 96.7 | 4 | 21 | 10 | 0 | L | 29-39 |
| 11/08 | Texans | | ON INACTIVE LIST | | | | | | | | | | | | | | | L | 25-27 |
| 11/15 | at Packers | | ON INACTIVE LIST | | | | | | | | | | | | | | | L | 20-24 |
| 11/22 | Steelers | | ON INACTIVE LIST | | | | | | | | | | | | | | | L | 3-27 |
| 11/29 | Browns | | INACTIVE | | | | | | | | | | | | | | | L | 25-27 |
| 12/06 | at Vikings | | DID NOT PLAY (NON-INJURY) | | | | | | | | | | | | | | | L | 24-27+ |
| 12/13 | Titans | P | 31 | 18 | 178 | 58.1 | 5.7 | 9.9 | 1 | 0 | 27 | 0/0 | 85.1 | 2 | 22 | 13 | 0 | L | 10-31 |
| 12/20 | at Ravens | S | 29 | 22 | 226 | 75.9 | 7.8 | 10.3 | 2 | 0 | 28 | 5/21 | 120.8 | 2 | 9 | 10 | 0 | L | 14-40 |
| 12/27 | Bears | | DID NOT PLAY (NON-INJURY) | | | | | | | | | | | | | | | L | 17-41 |
| 01/03 | at Colts | | DID NOT PLAY (NON-INJURY) | | | | | | | | | | | | | | | L | 14-28 |
| 2020 TOTALS | | 9-8 | 327 | 216 | 2,259 | 66.1 | 6.9 | 10.5 | 16 | 5 | 51 | 27/147 | 95.9 | 29 | 153 | 16 | 1 | 1-15 | |
| + - Overtime | | | | | | | | | | | | | | | | | | | |

2021 GAME-BY-GAME REGULAR-SEASON STATISTICS (EAGLES)

| DATE | OPPONENT | P/S | PASSING | | | | | | | | | | RUSHING | | | | W/L | SCORE | |
|-------------|------------------|-----|---------|-----|-----|-------|------|---------------------------|------|-----|-----|-------|---------|-------|-----|----|-----|-------|-------|
| | | | ATT | CMP | YDS | PCT | Y/A | Y/C | TD | INT | LG | SK/YD | RATE | ATT | YDS | LG | | | TD |
| 09/12 | at Falcons | | | | | | | | | | | | | | | | W | 32-6 | |
| 09/19 | 49ers | | | | | | | | | | | | | | | | L | 11-17 | |
| 09/27 | at Cowboys | | | | | | | | | | | | | | | | L | 21-41 | |
| 10/03 | Chiefs | | | | | | | | | | | | | | | | L | 30-42 | |
| 10/10 | at Panthers | | | | | | | | | | | | | | | | W | 21-18 | |
| 10/14 | Buccaneers | | | | | | | | | | | | | | | | L | 22-28 | |
| 10/24 | at Raiders | | | | | | | | | | | | | | | | L | 22-33 | |
| 10/31 | at Lions | P | 2 | 2 | 11 | 100.0 | 5.5 | 5.5 | 0 | 0 | 9 | 0/0 | 89.6 | 0 | 0 | 0 | 0 | W | 44-6 |
| 11/07 | Chargers | | | | | | | DID NOT PLAY (NON-INJURY) | | | | | | | | | L | 24-27 | |
| 11/14 | at Broncos | | | | | | | DID NOT PLAY (NON-INJURY) | | | | | | | | | W | 30-13 | |
| 11/21 | Saints | | | | | | | DID NOT PLAY (NON-INJURY) | | | | | | | | | W | 40-29 | |
| 11/28 | at Giants | | | | | | | DID NOT PLAY (NON-INJURY) | | | | | | | | | L | 7-13 | |
| 12/05 | at Jets | S | 25 | 20 | 242 | 80.0 | 9.7 | 12.1 | 2 | 0 | 36t | 2/9 | 133.7 | 4 | 11 | 9 | 0 | W | 33-18 |
| 12/21 | Football Team | | | | | | | DID NOT PLAY (NON-INJURY) | | | | | | | | | W | 27-17 | |
| 12/26 | Giants | P | 0 | 0 | 0 | 0.0 | 0.0 | 0.0 | 0 | 0 | 0 | 0/0 | 0.0 | 0 | 0 | 0 | 0 | W | 34-10 |
| 01/02 | at Football Team | | | | | | | DID NOT PLAY (NON-INJURY) | | | | | | | | | W | 20-16 | |
| 01/08 | Cowboys | S | 33 | 19 | 186 | 57.6 | 5.6 | 9.8 | 2 | 1 | 36t | 3/22 | 81.1 | 5 | 10 | 4 | 0 | L | 26-51 |
| 2021 TOTALS | | | 4-2 | 60 | 41 | 439 | 68.3 | 7.3 | 10.7 | 4 | 1 | 36T | 5/31 | 104.8 | 9 | 21 | 9 | 0 | 9-8 |





2022 GAME-BY-GAME REGULAR-SEASON STATISTICS (EAGLES)

| DATE | OPPONENT | P/S | PASSING | | | | | | | | | | RUSHING | | | | W/L | SCORE | |
|-------------|---------------|-----|---------|-----|-----|------|------|------|------|-----|-----|-------|---------|------|-----|----|-----|-------|-------|
| | | | ATT | CMP | YDS | PCT | Y/A | Y/C | TD | INT | LG | SK/YD | RATE | ATT | YDS | LG | | | TD |
| 09/11 | at Lions | | | | | | | | | | | | | | | | W | 38-35 | |
| 09/19 | Vikings | | | | | | | | | | | | | | | | W | 24-7 | |
| 09/25 | at Commanders | | | | | | | | | | | | | | | | W | 24-8 | |
| 10/02 | Jaguars | | | | | | | | | | | | | | | | W | 29-21 | |
| 10/09 | at Cardinals | | | | | | | | | | | | | | | | W | 20-17 | |
| 10/16 | Cowboys | | | | | | | | | | | | | | | | W | 26-17 | |
| 10/30 | Steelers | P | 2 | 1 | 23 | 50.0 | 11.5 | 23.0 | 0 | 0 | 23 | 0/0 | 91.7 | 1 | -1 | -1 | 0 | W | 35-13 |
| 11/03 | at Texans | | | | | | | | | | | | | | | | W | 29-17 | |
| 11/14 | Commanders | | | | | | | | | | | | | | | | L | 21-32 | |
| 11/20 | at Colts | | | | | | | | | | | | | | | | W | 17-16 | |
| 11/27 | Packers | | | | | | | | | | | | | | | | W | 40-33 | |
| 12/04 | Titans | P | 2 | 1 | 11 | 50.0 | 5.5 | 11.0 | 0 | 0 | 11 | 0/0 | 66.7 | 0 | 0 | 0 | 0 | W | 35-10 |
| 12/11 | at Giants | P | 0 | 0 | 0 | 0.0 | 0.0 | 0.0 | 0 | 0 | 0 | 0/0 | 0.0 | 1 | -1 | -1 | 0 | W | 48-22 |
| 12/18 | at Bears | | | | | | | | | | | | | | | | W | 25-20 | |
| 12/24 | at Cowboys | S | 40 | 24 | 355 | 60.0 | 8.9 | 14.8 | 2 | 2 | 48 | 0/0 | 84.9 | 4 | 5 | 3 | 1 | L | 34-40 |
| 01/01 | Saints | S | 32 | 18 | 274 | 56.3 | 8.6 | 15.2 | 1 | 1 | 78t | 6/28 | 82.0 | 1 | 0 | 0 | 0 | L | 10-20 |
| 01/08 | Giants | | | | | | | | | | | | | | | | W | 22-16 | |
| 2022 TOTALS | | | 5-2 | 76 | 44 | 663 | 57.9 | 8.7 | 15.1 | 3 | 3 | 78T | 6/28 | 83.4 | 7 | 3 | 3 | 1 | 14-3 |

2023 GAME-BY-GAME REGULAR-SEASON STATISTICS (COLTS)

| DATE | OPPONENT | P/S | PASSING | | | | | | | | | | | RUSHING | | | | | | SCORE |
|-------------|------------|-----|---------|-----|-----|-------|------|------|------|-----|-----|-------|-------|---------|-----|-----|-----|-----|--------|-------|
| | | | ATT | CMP | YDS | PCT | Y/A | Y/C | TD | INT | LG | SK/YD | RATE | ATT | YDS | LG | TD | W/L | | |
| 09/10 | Jaguars | P | 2 | 0 | 0 | 0.0 | 0.0 | 0.0 | 0 | 0 | 0 | 0/0 | 39.6 | 0 | 0 | 0 | 0 | L | 21-31 | |
| 09/17 | at Texans | P | 23 | 19 | 171 | 82.6 | 7.4 | 9.0 | 1 | 0 | 43 | 0/0 | 112.1 | 2 | 3 | 2 | 0 | W | 31-20 | |
| 09/24 | at Ravens | S | 44 | 27 | 227 | 61.4 | 5.2 | 8.4 | 1 | 0 | 34 | 5/39 | 82.3 | 0 | 0 | 0 | 0 | W | 22-19+ | |
| 10/01 | Rams | P | 0 | 0 | 0 | 0.0 | 0.0 | 0.0 | 0 | 0 | 0 | 0/0 | 0.0 | 0 | 0 | 0 | 0 | L | 23-29+ | |
| 10/08 | Titans | P | 14 | 11 | 155 | 78.6 | 11.1 | 14.1 | 0 | 0 | 27 | 0/0 | 112.8 | 2 | 1 | 2 | 0 | W | 23-16 | |
| 10/15 | at Jaguars | S | 55 | 33 | 329 | 60.0 | 6.0 | 10.0 | 1 | 3 | 45 | 3/19 | 60.3 | 2 | 4 | 2 | 0 | L | 20-37 | |
| 10/22 | Browns | S | 23 | 15 | 305 | 65.2 | 13.3 | 20.3 | 2 | 1 | 75t | 4/17 | 119.4 | 3 | 29 | 17t | 2 | L | 38-39 | |
| 2023 TOTALS | | | 7-3 | 161 | 105 | 1,187 | 65.2 | 7.4 | 11.3 | 5 | 4 | 75t | 12/75 | 87.2 | 9 | 37 | 17t | 2 | 3-4 | |

+ - Overtime

2021 GAME-BY-GAME POSTSEASON STATISTICS (EAGLES)

| DATE | OPPONENT | P/S | PASSING | | | | | | | | | | RUSHING | | | | W/L | SCORE | | |
|-------------|---------------|-----|---------------------------|-----|-----|-----|-----|-----|----|-----|----|-------|---------|-----|-----|----|-----|-------|----|-------|
| | | | ATT | CMP | YDS | PCT | Y/A | Y/C | TD | INT | LG | SK/YD | RATE | ATT | YDS | LG | | | TD | |
| 01/16 | at Buccaneers | | DID NOT PLAY (NON-INJURY) | | | | | | | | | | | | | | | | L | 15-31 |
| 2021 TOTALS | | 0-0 | 0 | 0 | 0 | 0.0 | 0.0 | 0.0 | 0 | 0 | 0 | 0/0 | 0.0 | 0 | 0 | 0 | 0 | 0-1 | | |

2022 GAME-BY-GAME POSTSEASON STATISTICS (EAGLES)

| | | | PASSING | | | | | | | | | | RUSHING | | | | | | | |
|-------------|----------|-----|---------------------------|-----|-----|-----|-----|-----|-----|-----|----|-------|---------|-----|-----|----|----|-----|-------|-------|
| DATE | OPPONENT | P/S | ATT | CMP | YDS | PCT | Y/A | Y/C | TD | INT | LG | SK/YD | RATE | ATT | YDS | LG | TD | W/L | SCORE | |
| 01/21 | Giants | P | 0 | 0 | 0 | 0.0 | 0.0 | 0.0 | 0 | 0 | 0 | 0/0 | 0.0 | 0 | 0 | 0 | 0 | W | 38-7 | |
| 01/29 | 49ers | P | 0 | 0 | 0 | 0.0 | 0.0 | 0.0 | 0 | 0 | 0 | 0/0 | 0.0 | 2 | -2 | -1 | 0 | W | 31-7 | |
| 02/12 | Chiefs | | DID NOT PLAY (NON-INJURY) | | | | | | | | | | | | | | | | L | 35-38 |
| 2022 TOTALS | | | 2-0 | 0 | 0 | 0 | 0.0 | 0.0 | 0.0 | 0 | 0 | 0 | 0/0 | 0.0 | 2 | -2 | -1 | 0 | 2-1 | |



23 KENNY MOORE II

CORNERBACK



KENNY MOORE II: CLAIMED BY THE COLTS OFF WAIVERS FROM NEW ENGLAND ON SEPTEMBER 3, 2017.



5-9 • 190 LBS

NFL EXP: 7

(7TH YEAR WITH THE COLTS)

BORN: 8/23/95



**COLLEGE:
VALDOSTA STATE**

4TH-AND-SHORT

- 1x Pro Bowl selection (2021).
- In his first six seasons, he tallied 415 tackles (339 solo), 23.0 tackles for loss, 8.0 sacks, 49 passes defended, 14 interceptions (one returned for a touchdown), four forced fumbles and one fumble recovery in 87 games (74 starts).
- Named AFC Defensive Player of the Week in Week 14 of 2020 at Las Vegas after recording a one-handed interception in the end zone.
- 2021 Colts Walter Payton Man of the Year Nominee.
- Mantra is "love" which means inclusion for all and coming together in love.

DOWN THE STRETCH

Hobbies outside of football: Watching Jeopardy!

What is something interesting about you that most people may not know: I have a twin sister.

What's the one thing you couldn't live without: God

What was your "welcome to the NFL" moment: The first day I was in New England, Tom Brady spoke to me. He knew my name, he introduced himself, so it felt pretty cool coming from Tom Brady. You don't really think you're anyone as a rookie. Just practicing against guys like Julian Edelman and Danny Amendola was cool, too. My first game, I was thinking, "Dang, I'm actually here. I hear all the fans. This is the real deal."

Hobbies outside of football: Photography and doing spontaneous things, whether that's going downtown and taking pictures or just hanging out. I like to get to know people. I'm trying to read more often now. I enjoy doing digital art and illustrations.

Unique jobs growing up: I worked at the pool store in Valdosta every summer in college. I worked in the chlorine room and I was basically like a little chemist. I like to say. I tested people's chlorine water to see the pH and stuff like that.

Favorite athlete: Dwyane Wade. I think he's a great man on and off the court. He expresses himself well and has style. I love fashion.

X @KENNYKENNYMOE3

@KENNYMOORE_II

23 KENNY MOORE II

CORNERBACK



MOORE II LIFE THAN FOOTBALL

As humble of an athlete as they come, Moore II wants to impact as many lives as he can and benefit the world around him. "I just care about people in general and the best way for me to show that is to go out and do it. I'm passionate about community work and helping people. I want to do more than just play football and get a check." A man of his word, Moore II has hosted community events in his hometown of Valdosta, Ga., to help bring the community together. "I feel like my hometown has gone through a lot, so I want to have a community festival at my college to bring everyone together for a day of fun. I want to do that annually and I think we can all have a good time."



THE MOORE YOU CAN DO

While Moore II is making strides in the football world, his talent and creativity transcends the field. Moore II is a self-taught photographer and designer who enjoys capturing the world around him from his own perspective. "I really love landscapes because it's not man-made. But I do love architecture because you do see what man can create. It goes hand in hand. I like to point something out and try to get my own angle on it because everybody has different types of perception." The landscape picture (above) and illustration (to the right) are both Moore II's original creations. Moore II wore No. 42 as a rookie in 2017.



DEFENSIVE PLAYER OF THE WEEK

In 2020, Moore II earned AFC Defensive Player of the Week for Week 14 at Las Vegas after he compiled five solo tackles, one forced fumble, one pass defended and a one-handed interception. His interception in the second quarter came in the end zone and stalled a Raiders' red zone drive, while his forced fumble occurred in the fourth quarter. His two turnovers resulted in scoring drives for Indianapolis. He became the fourth Colts player to earn the honor in the 2020 season.



2021 WALTER PAYTON MAN OF THE YEAR

Moore II was named the team's nominee for the Walter Payton NFL Man of the Year Award. As one of the most prestigious honors in the NFL, the award recognizes one player from each of the 32 teams in the league for not only their performance on the field, but the amazing community service efforts they lead or lend a hand to off the field as well. As the Colts nominee, Moore II wore a special helmet decal during the season as recognition for his accomplishments. "Kenny is just so authentic," said former Head Coach Frank Reich. "Whenever I think about Kenny, I just think, whatever he's going to do, he's going to make an impact, he's going to make a difference because of the amount that he cares and how hard he will work and the length that he will go to, to help somebody else."



HELPING IN A TIME OF NEED

During Moore II's rookie year, he was driving home from a community event when the car in front of him ran over a dog that was running into the street. Moore II got out of his car and helped the dog and its owner. He promptly invited the dog and its owner, Max, into the car to go to the closest vet hospital. The dog had suffered a broken pelvis, but the first vet they visited wasn't able to assist and gave them the address to one that could perform surgery. Moore ended up taking them to the other vet to have the surgery done and thankfully, the dog was going to make it. Max and Moore still keep in contact to this day and Max has even made it out to a Colts game on Moore II's behalf. Moore II attended Max's wedding on June 4, 2021.





NFL HIGHLIGHTS

- Has appeared in 94 games (81 starts) in seven seasons with the Colts (2017-23) and has totaled 461 tackles (373 solo), 30.0 tackles for loss, 9.5 sacks, 52 passes defended, 15 interceptions (one returned for a touchdown), four forced fumbles and one fumble recovery. He has also added eight special teams stops. Has started three postseason contests and tallied 24 tackles (17 solo), 3.0 tackles for loss, 3.0 sacks, three passes defended and one interception.
- Has started all seven games in 2023 and has tallied 46 tackles (34 solo), 7.0 tackles for loss, 1.5 sacks, three passes defended and one interception. In Week 2 at HOU, he tallied six solo tackles and 1.0 tackle for loss. In Week 4 vs. LAR, he recorded eight tackles (five solo), one interception and two passes defended. In Week 5 vs. TEN, he totaled nine tackles (seven solo). In Week 6 at JAX, he totaled six tackles (five solo) and 3.0 tackles for loss. In Week 7 vs. CLE, he compiled 10 tackles (seven solo), 3.0 tackles for loss and 1.5 sacks.
- In 2022, he started 12 games and compiled 65 tackles (50 solo), 4.0 tackles for loss, 1.0 sack and four passes defended. In Week 5 at Denver, he tallied five solo tackles, 1.0 tackle for loss and one pass defended. In Week 7 at Tennessee, he registered four tackles (three solo), 1.0 tackle for loss and 1.0 sack. In Week 8 vs. Washington, he tallied a team-high nine tackles (six solo) and 1.0 tackle for loss. In Week 10 at Las Vegas, he tallied seven tackles (six solo), 1.0 tackle for loss and one pass defended. In Week 12 vs. Pittsburgh, he tied his single-game career high in tackles (10) while also adding seven solo tackles and one pass defended.
- Started all 17 games in 2021 and was named to his first career Pro Bowl after he tallied 101 tackles (81 solo), 6.0 tackles for loss, 1.0 sack, 13 passes defended, four interceptions, one forced fumble and one special teams stop. He was one of two NFL defensive backs to register 100 tackles and at least 10 passes defended in 2021. In Week 3 at Tennessee, he compiled seven solo tackles, 1.0 tackle for loss, two passes defended and one interception. In Week 8 vs. Tennessee, he tallied nine tackles (seven solo), two passes defended and one interception. In Week 10 vs. Jacksonville, he accumulated five tackles (four solo) and three passes defended. His three passes defended tied his single-game career-high. In Week 13 at Houston, he compiled four tackles (three solo), two passes defended, one interception and one forced fumble.
- In 2020, he appeared in all 16 games (14 starts) and recorded 79 tackles (67 solo), 4.0 tackles for loss, 2.0 sacks, 13 passes defended, four interceptions (one returned for a touchdown) and one forced fumble. In Week 2 vs. Minnesota, he tallied five tackles (four solo), two passes defended and one interception. In Week 3 vs. New York Jets, he recorded two solo tackles, 1.0 tackle for loss and 1.0 sack. In Week 8 at Detroit, he contributed three solo tackles, his first-career pick-

NFL HIGHLIGHTS CONT...

- six and two passes defended. In Week 11 vs. Green Bay, he tied his career-high in tackles (10) and set a new career-high in solo tackles (10). In Week 13 at Houston, he accumulated eight tackles (six solo), three passes defended and one interception. His three passes defended tied his single-game career-high. In Week 14 at Las Vegas, he accumulated five solo tackles, one pass defended, a one-handed interception and his third-career forced fumble. It was his second consecutive game with an interception and he set his single-season career-high in interceptions (four). In Week 17 vs. Jacksonville, he registered eight tackles (five solo), 1.0 tackle for loss and 1.0 sack. Started one postseason contest and tallied five tackles (four solo).
- Started 11 games in 2019 and had 61 tackles (50 solo), 4.0 tackles for loss, 2.5 sacks, three passes defended, two interceptions and one fumble recovery. In Week 9 at Pittsburgh, he recorded a season-high eight tackles (seven solo), one pass defended and one interception. In Week 11 vs. Jacksonville, he had a team-high eight solo tackles, 1.0 tackle for loss, 1.0 sack and one pass defended. In Week 12 at Houston, he led the team in tackles (eight) and added one pass defended and one interception.
- In 15 starts in 2018, he had 76 tackles (63 solo), 4.0 tackles for loss, 1.5 sacks, three interceptions, 11 passes defended and one forced fumble along with one special teams stop. In Week 10 vs. Jacksonville, he had six solo tackles, 1.0 tackle for loss, two passes defended and had a forced fumble late in the fourth quarter to seal the win. In Week 11 vs. Tennessee, he led the team in tackles with 10 (nine solo), 1.0 tackle for loss and half a sack. Started two postseason games and had 19 tackles (13 solo), 3.0 tackles for loss, 3.0 sacks, one interception and three passes defended. With 3.0 sacks in the postseason, Moore set a team record for most sacks in a single postseason. Moore also tied Larry Tripplett for the third-most postseason sacks in team history. During the AFC Divisional Round, Moore totaled 13 tackles (eight solo), 2.0 tackles for loss, 2.0 sacks and one pass defended. On his second sack of the day, he tied Dwight Freeney (1/6/07 and 1/3/09) and Robert Mathis (1/3/09) as the only Colts to register 2.0 sacks in a playoff game.
- Appeared in all 16 games (five starts) as a rookie in 2017, finishing with 33 tackles (28 solo), 1.0 tackle for loss, one interception, five passes defended and one forced fumble. Notched his first career interception in Week 15 vs. Denver on *Thursday Night Football*. Compiled eight solo tackles, 1.0 tackle for loss, one pass defended and one forced fumble in Week 16 at Baltimore.

COLLEGE HIGHLIGHTS

- Played in 46 games during his four-year career (2013-16) at Valdosta State and registered 171 tackles (117 solo), 8.5 tackles for loss, 2.0 sacks, 11 interceptions for 236 yards and two touchdowns, 30 passes defended and one forced fumble.



COLLEGE HIGHLIGHTS CONT...

- As a senior in 2016, played in 11 games and totaled 65 tackles (45 solo), 6.5 tackles for loss, 1.0 sack, 13 passes defended and a career-high five interceptions.
- In 2015, appeared in 12 games and tallied 51 tackles (34 solo), 1.5 tackles for loss, 1.0 sack, nine passes defended and three interceptions (two returned for touchdowns).
- As a sophomore in 2014, played in 13 games and racked up 37 tackles (26 solo), seven passes defended, two interceptions and one forced fumble.
- In 2013, saw action in 10 games and recorded 18 tackles (12 solo), half a tackle for loss, one pass defended and one interception.

PERSONAL

- Attended Lowndes High School in Valdosta, Ga. where he tallied 18 tackles, 1.0 tackle for loss and two interceptions for a team that went 9-2 and advanced to the GHSA AAAAAA Playoffs.
- One of seven siblings and has a twin sister.
- For the last four years, he has hosted a "Day of 1ove" Community Festival and a free youth football camp in Valdosta. His mantra is 1ove which means inclusion for all and coming together in love.
- Named the team's 2021 nominee for the Walter Payton Man of the Year Award.
- In 2019, he pledged \$12,500 to Reach Georgia, which is a needs-based scholarship and mentoring program that serves 134 school systems around the state.
- Participated in the NFL's My Cause My Cleats initiative and represented the VOICES Corp (2022), Mighty Mason Fund - Riley Children's Foundation (2021), A Kid Again - Indiana Chapter (2020), A Kid Again (2019), Shoes That Fit (2018) and the Special Olympics (2017).
- In 2020, he volunteered in many Colts community initiatives, including four mobile pantry distributions, attending a Marion County Juvenile Detention Center activation event and participating at the Colts' Election Day tent outside of Lucas Oil Stadium, which included passing out stickers, masks and shirts.
- Has participated in events at Second Helpings, Wheeler Mission and the Marion County Juvenile Detention Center.
- Partakes in Colts Community Ticket Block and provides game tickets to various charitable organizations, including A Kid Again, Indy Police Athletic League and Dream Alive.
- A native of Valdosta, Ga.

ADDITIONAL TRANSACTIONS

- Waived by the New England Patriots on September 2, 2017.
- Signed by the Patriots as an undrafted free agent on May 5, 2017.

KENNY MOORE II'S - NFL REGULAR SEASON STATISTICS

| DATE | TEAM | GP | GS | TACKLES | | | | | | | | QBH | INTERCEPTIONS | | | | | FUMBLES | | | | | ST | | | | MISC | | | |
|--------|-------|----|----|---------|-----|----|-----|-----|-----|------|----|-----|---------------|----|----|----|----|---------|----|-----|----|---|----|----|----|---|------|--|--|--|
| | | | | TK | S | A | TFL | YDS | SK | YDS | NO | | YDS | LG | TD | PD | FF | FR | TD | YDS | TK | S | A | FF | FR | S | A | | | |
| 2017 | Colts | 16 | 5 | 33 | 28 | 5 | 1 | 3 | 0.0 | 0.0 | 0 | 1 | 25 | 25 | 0 | 5 | 1 | 0 | 0 | 0 | 5 | 4 | 1 | 0 | 0 | 0 | 0 | | | |
| 2018 | Colts | 15 | 15 | 76 | 63 | 13 | 4 | 10 | 1.5 | 13.0 | 2 | 3 | 52 | 32 | 0 | 11 | 1 | 0 | 0 | 0 | 1 | 0 | 1 | 0 | 0 | 0 | 0 | | | |
| 2019 | Colts | 11 | 11 | 61 | 50 | 11 | 4 | 16 | 2.5 | 15.0 | 4 | 2 | 36 | 35 | 0 | 3 | 0 | 1 | 0 | 1 | 0 | 0 | 0 | 0 | 0 | 0 | 0 | | | |
| 2020 | Colts | 16 | 14 | 79 | 67 | 12 | 4 | 20 | 2.0 | 11.0 | 3 | 4 | 45 | 29 | 1 | 13 | 1 | 0 | 0 | 0 | 1 | 1 | 0 | 0 | 0 | 0 | 0 | | | |
| 2021 | Colts | 17 | 17 | 101 | 81 | 20 | 6 | 11 | 1.0 | 1.0 | 1 | 4 | 78 | 32 | 0 | 13 | 1 | 0 | 0 | 0 | 1 | 1 | 0 | 0 | 0 | 0 | 0 | | | |
| 2022 | Colts | 12 | 12 | 65 | 50 | 15 | 4 | 19 | 1.0 | 7.0 | 1 | 0 | 0 | 0 | 0 | 4 | 0 | 0 | 0 | 0 | 0 | 0 | 0 | 0 | 0 | 0 | 0 | | | |
| 2023 | Colts | 7 | 7 | 46 | 34 | 12 | 7 | 28 | 1.5 | 13.0 | 2 | 1 | 0 | 0 | 0 | 3 | 0 | 0 | 0 | 0 | 0 | 0 | 0 | 0 | 0 | 0 | 0 | | | |
| TOTALS | | 94 | 81 | 461 | 373 | 88 | 30 | 107 | 9.5 | 60.0 | 13 | 15 | 236 | 35 | 1 | 52 | 4 | 1 | 0 | 1 | 8 | 6 | 2 | 0 | 0 | 0 | 0 | | | |

KENNY MOORE II'S - NFL POSTSEASON STATISTICS

| | | | | TACKLES | | | | | | | | INTERCEPTIONS | | | | | FUMBLES | | | | ST | | | | MISC | | | |
|--------|-------|----|----|---------|----|---|-----|-----|-----|------|-----|---------------|-----|----|----|----|---------|----|----|-----|----|---|---|----|------|---|---|--|
| DATE | TEAM | GP | GS | TK | S | A | TFL | YDS | SK | YDS | QBH | NO | YDS | LG | TD | PD | FF | FR | TD | YDS | TK | S | A | FF | FR | S | A | |
| 2018 | Colts | 2 | 2 | 19 | 13 | 6 | 3 | 22 | 3.0 | 22.0 | 4 | 1 | 10 | 10 | 0 | 3 | 0 | 0 | 0 | 0 | 0 | 0 | 0 | 0 | 0 | 0 | 0 | |
| 2020 | Colts | 1 | 1 | 5 | 4 | 1 | 0 | 0 | 0.0 | 0.0 | 0 | 0 | 0 | 0 | 0 | 0 | 0 | 0 | 0 | 0 | 0 | 0 | 0 | 0 | 0 | 0 | 0 | |
| TOTALS | | 3 | 3 | 24 | 17 | 7 | 3 | 22 | 3.0 | 22.0 | 4 | 1 | 10 | 10 | 0 | 3 | 0 | 0 | 0 | 0 | 0 | 0 | 0 | 0 | 0 | 0 | 0 | |

SINGLE-GAME HIGHS: DEFENSIVE

| | | | |
|--------------------------|--|----------------------------------|--|
| Total Tackles | 10 vs. Cleveland Browns, Oct 22, 2023 ...4 more at 10. | Tackles For Loss | 3 vs. Cleveland Browns, Oct 22, 2023 ...1 more at 3. |
| Solo Tackles | 10 vs. Green Bay Packers, Nov 22, 2020 9 vs. Houston Texans, Oct 17, 2021 ...1 more at 9. | Interceptions | 1 vs. Los Angeles Rams, Oct 01, 2023 ...14 more at 1. |
| Sacks | 1.5 vs. Cleveland Browns, Oct 22, 2023 1.0 at Tennessee Titans, Oct 23, 2022 ...6 more at 1.0. | Interception Return Yards | 35 at Pittsburgh Steelers, Nov 03, 2019 32 vs. Tennessee Titans, Oct 31, 2021 ...2 more at 32. |
| Passes Defensed | 3 vs. Jacksonville Jaguars, Nov 14, 2021 ...2 more at 3. | Special Teams Tackles | 1 vs. Houston Texans, Oct 17, 2021 ...7 more at 1. |
| Forced Fumbles | 1 at Houston Texans, Dec 05, 2021 ...3 more at 1. | Longest Opp Fumble Return | 1 vs. Miami Dolphins, Nov 10, 2019 |
| Fumble Recoveries | 1 vs. Miami Dolphins, Nov 10, 2019 | | |

SINGLE-GAME HIGHS - POSTSEASON: DEFENSIVE

| | | | |
|------------------------|---|----------------------------------|---|
| Total Tackles | 13 at Kansas City Chiefs, Jan 12, 2019 6 at Houston Texans, Jan 05, 2019 5 at Buffalo Bills, Jan 09, 2021 | Tackles For Loss | 2 at Kansas City Chiefs, Jan 12, 2019 1 at Houston Texans, Jan 05, 2019 1 at Houston Texans, Jan 05, 2019 |
| Solo Tackles | 8 at Kansas City Chiefs, Jan 12, 2019 5 at Houston Texans, Jan 05, 2019 4 at Buffalo Bills, Jan 09, 2021 | Interception Return Yards | 10 at Houston Texans, Jan 05, 2019 |
| Sacks | 2.0 at Kansas City Chiefs, Jan 12, 2019 1.0 at Houston Texans, Jan 05, 2019 | | |
| Passes Defensed | 2 at Houston Texans, Jan 05, 2019 1 at Kansas City Chiefs, Jan 12, 2019 | | |



2017 GAME-BY-GAME REGULAR-SEASON STATISTICS (COLTS)

[illegible]

2017 TOTALS

+ - Overtime

2018 GAME-BY-GAME REGULAR-SEASON STATISTICS (COLTS)

[illegible]

2018 TOTALS

+ - Overtime

2019 GAME-BY-GAME REGULAR-SEASON STATISTICS (COLTS)

| | | | TACKLES | | | | | | | | INTERCEPTIONS | | | | FUMBLES | | | | ST | | | MISC | | | | | | |
|-------|---------------|-----|------------------|---|---|-----|-----|-----|-----|-----|---------------|-----|----|----|---------|----|----|----|-----|----|---|------|-------|---|---|---|-----|--------|
| DATE | OPPONENT | P/S | TK | S | A | SK | YDS | TFL | YDS | QBH | NO | YDS | LG | TD | PD | FF | FR | TD | YDS | TK | S | A | FF | R | S | A | W/L | SCORE |
| 09/08 | at Chargers | S | 4 | 3 | 1 | 0.0 | 0.0 | 0 | 0 | 0 | 0 | 0 | 0 | 0 | 0 | 0 | 0 | 0 | 0 | 0 | 0 | 0 | 0 | 0 | 0 | 0 | L | 24-30+ |
| 09/15 | at Titans | S | 3 | 2 | 1 | 0.0 | 0.0 | 0 | 0 | 0 | 0 | 0 | 0 | 0 | 0 | 0 | 0 | 0 | 0 | 0 | 0 | 0 | 0 | 0 | 0 | 0 | W | 19-17 |
| 09/22 | Falcons | S | 7 | 7 | 0 | 0.0 | 0.0 | 0 | 0 | 0 | 0 | 0 | 0 | 0 | 0 | 0 | 0 | 0 | 0 | 0 | 0 | 0 | 0 | 0 | 0 | 0 | W | 27-24 |
| 09/29 | Raiders | S | 4 | 3 | 1 | 0.0 | 0.0 | 0 | 0 | 0 | 0 | 0 | 0 | 0 | 0 | 0 | 0 | 0 | 0 | 0 | 0 | 0 | 0 | 0 | 0 | 0 | L | 24-31 |
| 10/06 | at Chiefs | S | 4 | 3 | 1 | 1.0 | 5.0 | 1 | 5 | 1 | 0 | 0 | 0 | 0 | 0 | 0 | 0 | 0 | 0 | 0 | 0 | 0 | 0 | 0 | 0 | 0 | W | 19-13 |
| 10/20 | Texans | | INACTIVE | | | | | | | | | | | | | | | | | | | W | 30-23 | | | | | |
| 10/27 | Broncos | S | 6 | 4 | 2 | 0.0 | 0.0 | 0 | 0 | 0 | 0 | 0 | 0 | 0 | 0 | 0 | 0 | 0 | 0 | 0 | 0 | 0 | 0 | 0 | 0 | 0 | W | 15-13 |
| 11/03 | at Steelers | S | 8 | 7 | 1 | 0.0 | 0.0 | 0 | 0 | 0 | 1 | 35 | 35 | 0 | 1 | 0 | 0 | 0 | 0 | 0 | 0 | 0 | 0 | 0 | 0 | 0 | L | 24-26 |
| 11/10 | Dolphins | S | 5 | 5 | 0 | 0.0 | 0.0 | 1 | 2 | 0 | 0 | 0 | 0 | 0 | 0 | 0 | 1 | 0 | 1 | 0 | 0 | 0 | 0 | 0 | 0 | 0 | L | 12-16 |
| 11/17 | Jaguars | S | 8 | 8 | 0 | 1.0 | 9.0 | 1 | 9 | 1 | 0 | 0 | 0 | 0 | 1 | 0 | 0 | 0 | 0 | 0 | 0 | 0 | 0 | 0 | 0 | 0 | W | 33-13 |
| 11/21 | at Texans | S | 8 | 5 | 3 | 0.0 | 0.0 | 0 | 0 | 1 | 1 | 1 | 1 | 0 | 1 | 0 | 0 | 0 | 0 | 0 | 0 | 0 | 0 | 0 | 0 | 0 | L | 17-20 |
| 12/01 | Titans | S | 4 | 3 | 1 | 0.5 | 1.0 | 1 | 0 | 1 | 0 | 0 | 0 | 0 | 0 | 0 | 0 | 0 | 0 | 0 | 0 | 0 | 0 | 0 | 0 | 0 | L | 17-31 |
| 12/08 | at Buccaneers | | INACTIVE | | | | | | | | | | | | | | | | | | | L | 35-38 | | | | | |
| 12/16 | at Saints | | INACTIVE | | | | | | | | | | | | | | | | | | | L | 7-34 | | | | | |
| 12/22 | Panthers | | INACTIVE | | | | | | | | | | | | | | | | | | | W | 38-6 | | | | | |
| 12/29 | at Jaguars | | ON INACTIVE LIST | | | | | | | | | | | | | | | | | | | L | 20-38 | | | | | |

2019 TOTALS

+ - Overtime



2020 GAME-BY-GAME REGULAR-SEASON STATISTICS (COLTS)

| DATE | OPPONENT | P/S | TACKLES | | | | | | | INTERCEPTIONS | | | | FUMBLES | | | ST | | | | MISC | | W/L | SCORE | | | | | |
|--------------|-------------|-----|---------|----|----|-----|------|------|-----|---------------|----|-----|----|---------|----|----|----|----|-----|----|------|---|-----|-------|----|----|--------|---|--|
| | | | TK | S | A | SK | YDS | TFL | YDS | QBH | NO | YDS | LG | TD | PD | FF | FR | TD | YDS | TK | S | A | | | FF | FR | S | A | |
| 09/13 | at Jaguars | P | 2 | 2 | 0 | 0.0 | 0.0 | 0 | 0 | 0 | 0 | 0 | 0 | 0 | 1 | 0 | 0 | 0 | 0 | 0 | 0 | 0 | 0 | 0 | 0 | L | 20-27 | | |
| 09/20 | Vikings | S | 5 | 4 | 1 | 0.0 | 0.0 | 0 | 0 | 0 | 1 | 16 | 16 | 0 | 2 | 0 | 0 | 0 | 0 | 0 | 0 | 0 | 0 | 0 | 0 | W | 28-11 | | |
| 09/27 | Jets | S | 2 | 2 | 0 | 1.0 | 11.0 | 1 | 11 | 1 | 0 | 0 | 0 | 0 | 0 | 0 | 0 | 0 | 0 | 0 | 0 | 0 | 0 | 0 | 0 | W | 36-7 | | |
| 10/04 | at Bears | S | 5 | 5 | 0 | 0.0 | 0.0 | 0 | 0 | 0 | 0 | 0 | 0 | 0 | 0 | 0 | 0 | 0 | 0 | 0 | 0 | 0 | 0 | 0 | 0 | W | 19-11 | | |
| 10/11 | at Browns | S | 4 | 2 | 2 | 0.0 | 0.0 | 0 | 0 | 0 | 0 | 0 | 0 | 0 | 0 | 0 | 0 | 0 | 0 | 0 | 0 | 0 | 0 | 0 | 0 | L | 23-32 | | |
| 10/18 | Bengals | S | 8 | 7 | 1 | 0.0 | 0.0 | 1 | 6 | 0 | 0 | 0 | 0 | 0 | 2 | 0 | 0 | 0 | 0 | 0 | 0 | 0 | 0 | 0 | 0 | W | 31-27 | | |
| 11/01 | at Lions | S | 3 | 3 | 0 | 0.0 | 0.0 | 0 | 0 | 1 | 1 | 29 | 29 | 1 | 2 | 0 | 0 | 0 | 0 | 0 | 0 | 0 | 0 | 0 | 0 | W | 41-21 | | |
| 11/08 | Ravens | S | 3 | 3 | 0 | 0.0 | 0.0 | 0 | 0 | 0 | 0 | 0 | 0 | 0 | 0 | 0 | 0 | 0 | 0 | 0 | 0 | 0 | 0 | 0 | 0 | L | 10-24 | | |
| 11/12 | at Titans | P | 0 | 0 | 0 | 0.0 | 0.0 | 0 | 0 | 0 | 0 | 0 | 0 | 0 | 0 | 0 | 0 | 0 | 0 | 1 | 1 | 0 | 0 | 0 | 0 | W | 34-17 | | |
| 11/22 | Packers | S | 10 | 10 | 0 | 0.0 | 0.0 | 0 | 0 | 0 | 0 | 0 | 0 | 0 | 0 | 0 | 0 | 0 | 0 | 0 | 0 | 0 | 0 | 0 | 0 | W | 34-31+ | | |
| 11/29 | Titans | S | 3 | 3 | 0 | 0.0 | 0.0 | 0 | 0 | 0 | 0 | 0 | 0 | 0 | 0 | 0 | 0 | 0 | 0 | 0 | 0 | 0 | 0 | 0 | 0 | L | 26-45 | | |
| 12/06 | at Texans | S | 8 | 6 | 2 | 0.0 | 0.0 | 0 | 0 | 0 | 1 | 0 | 0 | 0 | 3 | 0 | 0 | 0 | 0 | 0 | 0 | 0 | 0 | 0 | 0 | W | 26-20 | | |
| 12/13 | at Raiders | S | 5 | 5 | 0 | 0.0 | 0.0 | 0 | 0 | 0 | 1 | 0 | 0 | 0 | 1 | 1 | 0 | 0 | 0 | 0 | 0 | 0 | 0 | 0 | 0 | W | 44-27 | | |
| 12/20 | Texans | S | 7 | 6 | 1 | 0.0 | 0.0 | 1 | 2 | 0 | 0 | 0 | 0 | 0 | 0 | 0 | 0 | 0 | 0 | 0 | 0 | 0 | 0 | 0 | 0 | W | 27-20 | | |
| 12/27 | at Steelers | S | 6 | 4 | 2 | 0.0 | 0.0 | 0 | 0 | 0 | 0 | 0 | 0 | 0 | 1 | 0 | 0 | 0 | 0 | 0 | 0 | 0 | 0 | 0 | 0 | L | 24-28 | | |
| 01/03 | Jaguars | S | 8 | 5 | 3 | 1.0 | 0.0 | 1 | 1 | 1 | 0 | 0 | 0 | 0 | 1 | 0 | 0 | 0 | 0 | 0 | 0 | 0 | 0 | 0 | 0 | W | 28-14 | | |
| 2020 TOTALS | | | 16-14 | 79 | 67 | 12 | 2.0 | 11.0 | 4 | 20 | 3 | 4 | 45 | 29T | 1 | 13 | 1 | 0 | 0 | 0 | 1 | 1 | 0 | 0 | 0 | 0 | 11-5 | | |
| + - Overtime | | | | | | | | | | | | | | | | | | | | | | | | | | | | | |

2021 GAME-BY-GAME REGULAR-SEASON STATISTICS (COLTS)

| DATE | OPPONENT | P/S | TACKLES | | | | | | | INTERCEPTIONS | | | | FUMBLES | | | ST | | | MISC | | W/L | SCORE | | | | | | |
|--------------|--------------|-----|---------|-----|----|-----|-----|-----|-----|---------------|----|-----|----|---------|----|----|----|----|-----|------|---|-----|-------|---|----|--------|-------|---|--|
| | | | TK | S | A | SK | YDS | TFL | YDS | QBH | NO | YDS | LG | TD | PD | FF | FR | TD | YDS | TK | S | | | A | FF | FR | S | A | |
| 09/12 | Seahawks | S | 3 | 3 | 0 | 1.0 | 1.0 | 1 | 1 | 1 | 0 | 0 | 0 | 0 | 0 | 0 | 0 | 0 | 0 | 0 | 0 | 0 | 0 | 0 | 0 | L | 16-28 | | |
| 09/19 | Rams | S | 8 | 7 | 1 | 0.0 | 0.0 | 0 | 0 | 0 | 0 | 0 | 0 | 0 | 0 | 0 | 0 | 0 | 0 | 0 | 0 | 0 | 0 | 0 | L | 24-27 | | | |
| 09/26 | at Titans | S | 7 | 7 | 0 | 0.0 | 0.0 | 1 | 1 | 0 | 1 | 32 | 32 | 0 | 2 | 0 | 0 | 0 | 0 | 0 | 0 | 0 | 0 | 0 | L | 16-25 | | | |
| 10/03 | at Dolphins | S | 3 | 1 | 2 | 0.0 | 0.0 | 0 | 0 | 0 | 0 | 0 | 0 | 0 | 0 | 0 | 0 | 0 | 0 | 0 | 0 | 0 | 0 | 0 | W | 27-17 | | | |
| 10/11 | at Ravens | S | 7 | 5 | 2 | 0.0 | 0.0 | 1 | 1 | 0 | 0 | 0 | 0 | 0 | 0 | 0 | 0 | 0 | 0 | 0 | 0 | 0 | 0 | 0 | L | 25-31+ | | | |
| 10/17 | Texans | S | 9 | 9 | 0 | 0.0 | 0.0 | 1 | 4 | 0 | 0 | 0 | 0 | 0 | 0 | 0 | 0 | 0 | 0 | 1 | 1 | 0 | 0 | 0 | W | 31-3 | | | |
| 10/24 | at 49ers | S | 7 | 5 | 2 | 0.0 | 0.0 | 0 | 0 | 0 | 0 | 0 | 0 | 0 | 0 | 0 | 0 | 0 | 0 | 0 | 0 | 0 | 0 | 0 | W | 30-18 | | | |
| 10/31 | Titans | S | 9 | 7 | 2 | 0.0 | 0.0 | 0 | 0 | 0 | 1 | 32 | 32 | 0 | 2 | 0 | 0 | 0 | 0 | 0 | 0 | 0 | 0 | 0 | L | 31-34+ | | | |
| 11/04 | Jets | S | 9 | 8 | 1 | 0.0 | 0.0 | 0 | 0 | 0 | 0 | 0 | 0 | 0 | 1 | 0 | 0 | 0 | 0 | 0 | 0 | 0 | 0 | 0 | W | 45-30 | | | |
| 11/14 | Jaguars | S | 5 | 4 | 1 | 0.0 | 0.0 | 0 | 0 | 0 | 0 | 0 | 0 | 0 | 3 | 0 | 0 | 0 | 0 | 0 | 0 | 0 | 0 | 0 | W | 23-17 | | | |
| 11/21 | at Bills | S | 3 | 1 | 2 | 0.0 | 0.0 | 0 | 0 | 0 | 1 | 14 | 14 | 0 | 1 | 0 | 0 | 0 | 0 | 0 | 0 | 0 | 0 | 0 | W | 41-15 | | | |
| 11/28 | Buccaneers | S | 2 | 1 | 1 | 0.0 | 0.0 | 0 | 0 | 0 | 0 | 0 | 0 | 0 | 0 | 0 | 0 | 0 | 0 | 0 | 0 | 0 | 0 | 0 | L | 31-38 | | | |
| 12/05 | at Texans | S | 4 | 3 | 1 | 0.0 | 0.0 | 0 | 0 | 0 | 1 | 0 | 0 | 0 | 2 | 1 | 0 | 0 | 0 | 0 | 0 | 0 | 0 | 0 | W | 31-0 | | | |
| 12/18 | Patriots | S | 6 | 5 | 1 | 0.0 | 0.0 | 1 | 3 | 0 | 0 | 0 | 0 | 0 | 2 | 0 | 0 | 0 | 0 | 0 | 0 | 0 | 0 | 0 | W | 27-17 | | | |
| 12/25 | at Cardinals | S | 4 | 3 | 1 | 0.0 | 0.0 | 0 | 0 | 0 | 0 | 0 | 0 | 0 | 0 | 0 | 0 | 0 | 0 | 0 | 0 | 0 | 0 | 0 | W | 22-16 | | | |
| 01/02 | Raiders | S | 5 | 4 | 1 | 0.0 | 0.0 | 0 | 0 | 0 | 0 | 0 | 0 | 0 | 0 | 0 | 0 | 0 | 0 | 0 | 0 | 0 | 0 | 0 | L | 20-23 | | | |
| 01/09 | at Jaguars | S | 10 | 8 | 2 | 0.0 | 0.0 | 1 | 1 | 0 | 0 | 0 | 0 | 0 | 0 | 0 | 0 | 0 | 0 | 0 | 0 | 0 | 0 | 0 | L | 11-26 | | | |
| 2021 TOTALS | | | 17-17 | 101 | 81 | 20 | 1.0 | 1.0 | 6 | 11 | 1 | 4 | 78 | 32 | 0 | 13 | 1 | 0 | 0 | 0 | 1 | 1 | 0 | 0 | 0 | 9-8 | | | |
| + - Overtime | | | | | | | | | | | | | | | | | | | | | | | | | | | | | |



2022 GAME-BY-GAME REGULAR-SEASON STATISTICS (COLTS)

| DATE | OPPONENT | P/S | TACKLES | | | | | | | INTERCEPTIONS | | | | FUMBLES | | | ST | | | MISC | | W/L | SCORE | | | | | | |
|--------------|-------------|-----|---------|----|----|-----|-----|-----|-----|---------------|------------------|-----|----|---------|----|----|----|----|-----|------|---|-----|-------|---|----|--------|---|---|--------|
| | | | TK | S | A | SK | YDS | TFL | YDS | QBH | NO | YDS | LG | TD | PD | FF | FR | TD | YDS | TK | S | | | A | FF | FR | S | A | |
| 09/11 | at Texans | S | 7 | 6 | 1 | 0.0 | 0.0 | 0 | 0 | 0 | 0 | 0 | 0 | 0 | 0 | 0 | 0 | 0 | 0 | 0 | 0 | 0 | 0 | 0 | T | 20-20 | | | |
| 09/18 | at Jaguars | S | 5 | 4 | 1 | 0.0 | 0.0 | 0 | 0 | 0 | 0 | 0 | 0 | 0 | 0 | 0 | 0 | 0 | 0 | 0 | 0 | 0 | 0 | 0 | L | 0-24 | | | |
| 09/25 | Chiefs | S | 2 | 2 | 0 | 0.0 | 0.0 | 0 | 0 | 0 | 0 | 0 | 0 | 1 | 0 | 0 | 0 | 0 | 0 | 0 | 0 | 0 | 0 | 0 | W | 20-17 | | | |
| 10/02 | Titans | S | 5 | 3 | 2 | 0.0 | 0.0 | 0 | 0 | 0 | 0 | 0 | 0 | 0 | 0 | 0 | 0 | 0 | 0 | 0 | 0 | 0 | 0 | 0 | L | 17-24 | | | |
| 10/06 | at Broncos | S | 6 | 6 | 0 | 0.0 | 0.0 | 1 | 2 | 0 | 0 | 0 | 0 | 0 | 1 | 0 | 0 | 0 | 0 | 0 | 0 | 0 | 0 | 0 | W | 12-9+ | | | |
| 10/16 | Jaguars | S | 2 | 1 | 1 | 0.0 | 0.0 | 0 | 0 | 0 | 0 | 0 | 0 | 0 | 0 | 0 | 0 | 0 | 0 | 0 | 0 | 0 | 0 | 0 | W | 34-27 | | | |
| 10/23 | at Titans | S | 4 | 3 | 1 | 1.0 | 7.0 | 1 | 7 | 1 | 0 | 0 | 0 | 0 | 0 | 0 | 0 | 0 | 0 | 0 | 0 | 0 | 0 | 0 | L | 10-19 | | | |
| 10/30 | Commanders | S | 9 | 6 | 3 | 0.0 | 0.0 | 1 | 7 | 0 | 0 | 0 | 0 | 0 | 0 | 0 | 0 | 0 | 0 | 0 | 0 | 0 | 0 | 0 | L | 16-17 | | | |
| 11/06 | at Patriots | S | 4 | 2 | 2 | 0.0 | 0.0 | 0 | 0 | 0 | 0 | 0 | 0 | 0 | 0 | 0 | 0 | 0 | 0 | 0 | 0 | 0 | 0 | 0 | L | 3-26 | | | |
| 11/13 | at Raiders | S | 7 | 6 | 1 | 0.0 | 0.0 | 1 | 3 | 0 | 0 | 0 | 0 | 0 | 1 | 0 | 0 | 0 | 0 | 0 | 0 | 0 | 0 | 0 | W | 25-20 | | | |
| 11/20 | Eagles | S | 4 | 4 | 0 | 0.0 | 0.0 | 0 | 0 | 0 | 0 | 0 | 0 | 0 | 0 | 0 | 0 | 0 | 0 | 0 | 0 | 0 | 0 | 0 | L | 16-17 | | | |
| 11/28 | Steelers | S | 10 | 7 | 3 | 0.0 | 0.0 | 0 | 0 | 0 | 0 | 0 | 0 | 1 | 0 | 0 | 0 | 0 | 0 | 0 | 0 | 0 | 0 | 0 | L | 17-24 | | | |
| 12/04 | at Cowboys | | | | | | | | | | ON INACTIVE LIST | | | | | | | | | | | | | | | | | L | 19-54 |
| 12/17 | at Vikings | | | | | | | | | | INACTIVE | | | | | | | | | | | | | | | | | L | 36-39+ |
| 12/26 | Chargers | | | | | | | | | | INACTIVE | | | | | | | | | | | | | | | | | L | 3-20 |
| 01/01 | at Giants | | | | | | | | | | INACTIVE | | | | | | | | | | | | | | | | | L | 10-38 |
| 01/08 | Texans | | | | | | | | | | INJURED RESERVE | | | | | | | | | | | | | | | | | L | 31-32 |
| 2022 TOTALS | | | 12-12 | 65 | 50 | 15 | 1.0 | 7.0 | 4 | 19 | 1 | 0 | 0 | 0 | 0 | 4 | 0 | 0 | 0 | 0 | 0 | 0 | 0 | 0 | 0 | 4-12-1 | | | |
| + - Overtime | | | | | | | | | | | | | | | | | | | | | | | | | | | | | |

2023 GAME-BY-GAME REGULAR-SEASON STATISTICS (COLTS)

| | | | TACKLES | | | | | | | | INTERCEPTIONS | | | | FUMBLES | | | ST | | | MISC | | | | | | | | |
|--------------|------------|-----|---------|----|----|-----|------|------|-----|-----|---------------|-----|----|----|---------|----|----|----|-----|----|------|---|----|----|---|---|-----|--------|--|
| DATE | OPPONENT | P/S | TK | S | A | SK | YDS | TFL | YDS | QBH | NO | YDS | LG | TD | PD | FF | FR | TD | YDS | TK | S | A | FF | FR | S | A | W/L | SCORE | |
| 09/10 | Jaguars | S | 3 | 3 | 0 | 0.0 | 0.0 | 0 | 0 | 0 | 0 | 0 | 0 | 0 | 0 | 0 | 0 | 0 | 0 | 0 | 0 | 0 | 0 | 0 | 0 | 0 | L | 21-31 | |
| 09/17 | at Texans | S | 6 | 5 | 1 | 0.0 | 0.0 | 1 | 5 | 0 | 0 | 0 | 0 | 0 | 0 | 0 | 0 | 0 | 0 | 0 | 0 | 0 | 0 | 0 | 0 | 0 | W | 31-20 | |
| 09/24 | at Ravens | S | 4 | 2 | 2 | 0.0 | 0.0 | 0 | 0 | 0 | 0 | 0 | 0 | 0 | 1 | 0 | 0 | 0 | 0 | 0 | 0 | 0 | 0 | 0 | 0 | 0 | W | 22-19+ | |
| 10/01 | Rams | S | 8 | 5 | 3 | 0.0 | 0.0 | 0 | 0 | 0 | 1 | 0 | 0 | 0 | 2 | 0 | 0 | 0 | 0 | 0 | 0 | 0 | 0 | 0 | 0 | 0 | L | 23-29+ | |
| 10/08 | Titans | S | 9 | 7 | 2 | 0.0 | 0.0 | 0 | 0 | 0 | 0 | 0 | 0 | 0 | 0 | 0 | 0 | 0 | 0 | 0 | 0 | 0 | 0 | 0 | 0 | 0 | W | 23-16 | |
| 10/15 | at Jaguars | S | 6 | 5 | 1 | 0.0 | 0.0 | 3 | 7 | 0 | 0 | 0 | 0 | 0 | 0 | 0 | 0 | 0 | 0 | 0 | 0 | 0 | 0 | 0 | 0 | 0 | L | 20-37 | |
| 10/22 | Browns | S | 10 | 7 | 3 | 1.5 | 13.0 | 3 | 16 | 2 | 0 | 0 | 0 | 0 | 0 | 0 | 0 | 0 | 0 | 0 | 0 | 0 | 0 | 0 | 0 | 0 | L | 38-39 | |
| 2023 TOTALS | | | 7-7 | 46 | 34 | 12 | 1.5 | 13.0 | 7 | 28 | 2 | 1 | 0 | 0 | 0 | 3 | 0 | 0 | 0 | 0 | 0 | 0 | 0 | 0 | 0 | 0 | 0 | 3-4 | |
| + - Overtime | | | | | | | | | | | | | | | | | | | | | | | | | | | | | |

2018 GAME-BY-GAME POSTSEASON STATISTICS (COLTS)

| | | | TACKLES | | | | | | | INTERCEPTIONS | | | | FUMBLES | | | ST | | | MISC | | | | | | | | | |
|-------------|-----------|-----|---------|----|----|-----|------|------|-----|---------------|----|-----|----|---------|----|----|----|----|-----|------|---|---|----|----|---|---|-----|-------|--|
| DATE | OPPONENT | P/S | TK | S | A | SK | YDS | TFL | YDS | QBH | NO | YDS | LG | TD | PD | FF | FR | TD | YDS | TK | S | A | FF | FR | S | A | W/L | SCORE | |
| 01/05 | at Texans | S | 6 | 5 | 1 | 1.0 | 9.0 | 1 | 9 | 2 | 1 | 10 | 10 | 0 | 2 | 0 | 0 | 0 | 0 | 0 | 0 | 0 | 0 | 0 | 0 | 0 | W | 21-7 | |
| 01/12 | at Chiefs | S | 13 | 8 | 5 | 2.0 | 13.0 | 2 | 13 | 2 | 0 | 0 | 0 | 0 | 1 | 0 | 0 | 0 | 0 | 0 | 0 | 0 | 0 | 0 | 0 | 0 | L | 13-31 | |
| 2018 TOTALS | | | 2-2 | 19 | 13 | 6 | 3.0 | 22.0 | 3 | 22 | 4 | 1 | 10 | 10 | 0 | 3 | 0 | 0 | 0 | 0 | 0 | 0 | 0 | 0 | 0 | 0 | 0 | 1-1 | |

2020 GAME-BY-GAME POSTSEASON STATISTICS (COLTS)

| DATE | OPPONENT | P/S | TACKLES | | | | | | | INTERCEPTIONS | | | | FUMBLES | | | ST | | | MISC | | SCORE | | | | | |
|-------------|----------|-----|---------|---|---|-----|-----|-----|-----|---------------|----|-----|----|---------|----|----|----|----|-----|------|---|-------|---|----|----|-----|-------|
| | | | TK | S | A | SK | YDS | TFL | YDS | QBH | NO | YDS | LG | TD | PD | FF | FR | TD | YDS | TK | S | | A | FF | FR | S | A |
| 01/09 | at Bills | S | 5 | 4 | 1 | 0.0 | 0.0 | 0 | 0 | 0 | 0 | 0 | 0 | 0 | 0 | 0 | 0 | 0 | 0 | 0 | 0 | 0 | 0 | 0 | 0 | L | 24-27 |
| 2020 TOTALS | | | 1-1 | 5 | 4 | 1 | 0.0 | 0.0 | 0 | 0 | 0 | 0 | 0 | 0 | 0 | 0 | 0 | 0 | 0 | 0 | 0 | 0 | 0 | 0 | 0 | 0-1 | |

21 ZACK MOSS

RUNNING BACK



ZACK MOSS: ACQUIRED BY THE COLTS
IN A TRADE WITH THE BUFFALO BILLS ON
NOVEMBER 1, 2022.

5-9 • 205 LBS
NFL EXP: 4
(2ND YEAR WITH THE COLTS)
BORN: 12/16/97



COLLEGE:
UTAH

4TH-AND-SHORT

- In his first three seasons with the Colts (2022) and Buffalo Bills (2020-22), he appeared in 39 games (three starts) and tallied 301 carries for 1,282 yards and nine touchdowns as well as 48 receptions for 331 yards and two touchdowns.
- He is cousins with former NFL wide receivers Santana Moss and Sinorice Moss.
- Named the 2019 Pac-12 Offensive Player of the Year.

NFL FAMILY PEDIGREE

For the Moss family, the NFL has been a family affair for quite some time. Zach's cousins, Santana and Sinorice, both spent four-plus seasons in the National Football League. Santana spent the 2001-2004 seasons with the New York Jets, where he was drafted 16th overall in 2001, and the 2005-14 seasons with the Washington Commanders. Sinorice was drafted 44th overall to the New York Giants in 2006 and spent the 2006-10 seasons with the team, winning Super Bowl XLII with the club.



 @PresMoss2

 @famousmoss



NFL HIGHLIGHTS

- He has played in 45 games (eight starts) in four seasons with the Colts (2022-23) and Bills (2020-22) and has registered 415 carries for 1,805 yards and 13 touchdowns. Moss also has compiled 63 receptions for 446 yards and three touchdowns. He has also appeared in two postseason contests (one start).
- He has played in six games (five starts) in 2023 and has totaled 114 carries for 523 yards and four touchdowns as well as 15 receptions for 115 yards and one touchdown. In Week 2 at HOU, he led the team in rushing with 18 carries for 88 yards and one touchdown as well as four receptions for 19 yards. In Week 3 at BAL, he paced the team in rushing with 122 yards on 30 carries. He also had two receptions for 23 yards and one touchdown. He set single-game career highs in carries and rushing yards. In Week 5 vs. TEN, he led the team in rushing with 23 carries for a single-game career-high 165 yards and two touchdowns. His 7.2 rushing yard average is a single-game career best (minimum 10 carries). Dating back to 2022, it was his eighth-consecutive game with at least 70 scrimmage yards.
- In 2022, he saw action in 13 total games (three starts) and tallied 93 carries for 456 yards and one touchdown as well as 11 receptions for 39 yards. In Week 15 at Minnesota, he paced the team in rushing with 24 carries for 81 yards. He set a single-game career high in carries and tied his single-game career-high in rushing yards. In Week 16 vs. Los Angeles, he made his first career start and led the team in rushing with 12 carries for 65 yards. In Week 17 at New York, he paced the team in rushing with 15 carries for 74 yards.
- He competed in 13 games in 2021 and recorded 96 carries for 345 yards and four touchdowns. He also added single-season career highs in receptions (23) and receiving yards (197) and also tallied one touchdown. He appeared in one postseason game and compiled one carry.
- In 2020, he saw action in 13 games and registered 112 rushes for 481 yards and four touchdowns as well as 14 receptions for 95 yards and one touchdown. In Week 8 vs. New England, he tallied 14 carries for 81 yards and two touchdowns. He became the first Bills rookie running back to record two rushing touchdowns in a single game since Karlos Williams in 2015. He competed in one postseason contest and tallied seven carries for 21 yards as well as four receptions for 26 yards.

COLLEGE HIGHLIGHTS

- Appeared in 45 games (36 starts) at Utah (2016-19) and totaled 712 carries for 4,067 yards and 38 touchdowns as well as 66 receptions for 685 yards and three touchdowns. He became the first player in school history to record three 1,000-yard rushing seasons. He set school records in carries, rushing yards, rushing touchdowns, total touchdowns (41) and 100-yard rushing games (18).

COLLEGE HIGHLIGHTS CONT...

- As a senior, he was named First Team All-Pac-12 and Pac-12 Offensive Player of the Year after he saw action in 13 games (12 starts) and led the team in rushing with 1,416 yards on 235 carries with 15 touchdowns. Also added 28 receptions for 388 yards and two touchdowns.
- In 2018, he earned Second Team All-Pac-12 honors after he started all nine games he saw action in and tallied 179 rushes for 1,096 yards and 11 touchdowns as well as eight receptions for 50 yards and one touchdown.
- As a sophomore, he competed in all 13 games (12 starts) and had team highs in carries (214), rushing yards (1,173) and rushing touchdowns (10). Also contributed 29 receptions for 243 yards.
- In 2016, he saw action in 10 games (three starts) and recorded 84 carries for 382 yards and two touchdowns as well as one reception for four yards.

PERSONAL

- Attended Hallandale (Fla.) High School.
- As a senior, he tallied 145 carries for 1,098 yards and 27 touchdowns as well as 25 receptions for 425 yards and four touchdowns.
- Played the first three seasons of his high school career at Mater Academy Charter.
- He is cousins with former NFL wide receivers Santana Moss and Sinorice Moss.
- Majored in communications.
- A native of Hialeah Gardens, Fla.

ADDITIONAL TRANSACTIONS

- Selected by the Buffalo Bills in the third round (86th overall) in the 2020 NFL Draft.



ZACK MOSS' - NFL REGULAR SEASON STATISTICS

| DATE | TEAM | GP | GS | RUSHING | | | | | RECEIVING | | | | |
|------------------------------------|-------|----|----|---------|-------|------|-----|----|-----------|------|------|----|----|
| | | | | NO. | YDS. | AVG. | LG | TD | NO. | YDS. | AVG. | LG | TD |
| 2020 | Bills | 13 | 0 | 112 | 481 | 4.3 | 31 | 4 | 14 | 95 | 6.8 | 20 | 1 |
| 2021 | Bills | 13 | 0 | 96 | 345 | 3.6 | 17 | 4 | 23 | 197 | 8.6 | 24 | 1 |
| 2022 | Bills | 5 | 0 | 17 | 91 | 5.4 | 43 | 0 | 7 | 27 | 3.9 | 8 | 0 |
| Went from Buffalo to Indianapolis. | | | | | | | | | | | | | |
| 2022 | Colts | 8 | 3 | 76 | 365 | 4.8 | 34 | 1 | 4 | 12 | 3.0 | 5 | 0 |
| 2022 | TOTAL | 13 | 3 | 93 | 456 | 4.9 | 43 | 1 | 11 | 39 | 3.5 | 8 | 0 |
| 2023 | Colts | 6 | 5 | 114 | 523 | 4.6 | 56t | 4 | 15 | 115 | 7.7 | 26 | 1 |
| TOTALS | | 45 | 8 | 415 | 1,805 | 4.3 | 56T | 13 | 63 | 446 | 7.1 | 26 | 3 |

ZACK MOSS' - NFL POSTSEASON STATISTICS

| DATE | TEAM | GP | GS | RUSHING | | | | | RECEIVING | | | | |
|--------|-------|----|----|---------|------|------|----|----|-----------|------|------|----|----|
| | | | | NO. | YDS. | AVG. | LG | TD | NO. | YDS. | AVG. | LG | TD |
| 2020 | Bills | 1 | 1 | 7 | 21 | 3.0 | 8 | 0 | 4 | 26 | 6.5 | 10 | 0 |
| 2021 | Bills | 1 | 0 | 1 | 0 | 0.0 | 0 | 0 | 0 | 0 | 0.0 | 0 | 0 |
| TOTALS | | 2 | 1 | 8 | 21 | 2.6 | 8 | 0 | 4 | 26 | 6.5 | 10 | 0 |

ZACK MOSS' - NFL REGULAR SEASON STATISTICS

| DATE | TEAM | RET. | KICKOFF RETURNS | | | | | PUNT RETURNS | | | | |
|------------------------------------|-------|------|-----------------|------|----|----|-----|--------------|------|------|----|----|
| | | | YDS. | AVG. | LG | TD | NO. | FC | YDS. | AVG. | LG | TD |
| 2020 | Bills | 0 | 0 | 0.0 | 0 | 0 | 0 | 0 | 0 | 0.0 | 0 | 0 |
| 2021 | Bills | 0 | 0 | 0.0 | 0 | 0 | 0 | 0 | 0 | 0.0 | 0 | 0 |
| 2022 | Bills | 0 | 0 | 0.0 | 0 | 0 | 0 | 0 | 0 | 0.0 | 0 | 0 |
| Went from Buffalo to Indianapolis. | | | | | | | | | | | | |
| 2022 | Colts | 0 | 0 | 0.0 | 0 | 0 | 0 | 0 | 0 | 0.0 | 0 | 0 |
| 2022 | TOTAL | 0 | 0 | 0.0 | 0 | 0 | 0 | 0 | 0 | 0.0 | 0 | 0 |
| 2023 | Colts | 0 | 0 | 0.0 | 0 | 0 | 0 | 0 | 0 | 0.0 | 0 | 0 |
| TOTALS | | 0 | 0 | 0.0 | 0 | 0 | 0 | 0 | 0 | 0.0 | 0 | 0 |

ZACK MOSS' - NFL POSTSEASON STATISTICS

| DATE | TEAM | RET. | KICKOFF RETURNS | | | | | PUNT RETURNS | | | | |
|--------|-------|------|-----------------|------|----|----|-----|--------------|------|------|----|----|
| | | | YDS. | AVG. | LG | TD | NO. | FC | YDS. | AVG. | LG | TD |
| 2020 | Bills | 0 | 0 | 0.0 | 0 | 0 | 0 | 0 | 0 | 0.0 | 0 | 0 |
| 2021 | Bills | 0 | 0 | 0.0 | 0 | 0 | 0 | 0 | 0 | 0.0 | 0 | 0 |
| TOTALS | | 0 | 0 | 0.0 | 0 | 0 | 0 | 0 | 0 | 0.0 | 0 | 0 |



SINGLE-GAME HIGHS: RUSHING/RECEIVING

| | | | |
|------------------------|--|------------------------------|---|
| Rush Attempts | 30 at Baltimore Ravens, Sep 24, 2023 24 at Minnesota Vikings, Dec 17, 2022 23 vs. Tennessee Titans, Oct 08, 2023 | Receiving Average | 18.3 at Kansas City Chiefs, Oct 10, 2021 10.3 vs. Washington Football Team, Sep 26, 2021 8.3 at New York Jets, Oct 25, 2020 |
| Rushing Yards | 165 vs. Tennessee Titans, Oct 08, 2023 122 at Baltimore Ravens, Sep 24, 2023 114 vs. Houston Texans, Jan 08, 2023 | Longest Receptions | 26 vs. Tennessee Titans, Oct 08, 2023 24 at Kansas City Chiefs, Oct 10, 2021 20 vs. Seattle Seahawks, Nov 08, 2020 |
| Rushing Average | 7.2 vs. Tennessee Titans, Oct 08, 2023 6.7 at New York Jets, Oct 25, 2020 6.6 vs. Los Angeles Chargers, Nov 29, 2020 | Receiving TDs | 1 vs. Washington Football Team, Sep 26, 2021 ...1 more at 1. |
| Longest Runs | 56t vs. Tennessee Titans, Oct 08, 2023 43 at Miami Dolphins, Sep 25, 2022 34 vs. Houston Texans, Jan 08, 2023 | All-Purpose Yards | 195 vs. Tennessee Titans, Oct 08, 2023 145 at Baltimore Ravens, Sep 24, 2023 121 vs. Houston Texans, Jan 08, 2023 |
| Rushing TDs | 2 vs. Tennessee Titans, Oct 08, 2023 ...2 more at 2. | Most TDs | 2 vs. Tennessee Titans, Oct 08, 2023 ...2 more at 2. |
| Receptions | 6 at Jacksonville Jaguars, Oct 15, 2023 ...2 more at 6. | Miscellaneous Tackles | 1 at New York Jets, Nov 14, 2021 |
| Receiving Yards | 55 at Kansas City Chiefs, Oct 10, 2021 39 vs. Miami Dolphins, Oct 31, 2021 38 at Jacksonville Jaguars, Oct 15, 2023 | | |

SINGLE-GAME HIGHS - POSTSEASON: RUSHING/RECEIVING

| | | | |
|------------------------|---|---------------------------|--|
| Rush Attempts | 7 vs. Indianapolis Colts, Jan 09, 2021 1 vs. New England Patriots, Jan 15, 2022 | Receiving Yards | 26 vs. Indianapolis Colts, Jan 09, 2021 |
| Rushing Yards | 21 vs. Indianapolis Colts, Jan 09, 2021 | Receiving Average | 6.5 vs. Indianapolis Colts, Jan 09, 2021 |
| Rushing Average | 3.0 vs. Indianapolis Colts, Jan 09, 2021 | Longest Receptions | 10 vs. Indianapolis Colts, Jan 09, 2021 7 vs. Indianapolis Colts, Jan 09, 2021 ...1 more at 7. |
| Longest Runs | 8 vs. Indianapolis Colts, Jan 09, 2021 6 vs. Indianapolis Colts, Jan 09, 2021 3 vs. Indianapolis Colts, Jan 09, 2021 ...1 more at 3. | All-Purpose Yards | 47 vs. Indianapolis Colts, Jan 09, 2021 |
| Receptions | 4 vs. Indianapolis Colts, Jan 09, 2021 | | |

100-YARD RUSHING GAMES (3): REGULAR SEASON

| DATE | TEAM | ATT. | YDS. | AVG. | LG | TD |
|----------|-----------|------|------|------|-----|----|
| 01/08/23 | TEXANS | 18 | 114 | 6.3 | 34 | 1 |
| 09/24/23 | at Ravens | 30 | 122 | 4.1 | 24 | 0 |
| 10/08/23 | TITANS | 23 | 165 | 7.2 | 56t | 2 |

2020 GAME-BY-GAME REGULAR-SEASON STATISTICS (BILLS)

| DATE | OPPONENT | P/S | RUSHING | | | | | RECEIVING | | | | | W/L | SCORE |
|--------------------|--------------|-------------|------------|------------|------------|-----------|----------|-----------|-----------|------------|-----------|----------|-------------|-------|
| | | | NO. | YDS. | AVG. | LG | TD | NO. | YDS. | AVG. | LG | TD | | |
| 09/13 | Jets | P | 9 | 11 | 1.2 | 7 | 0 | 3 | 16 | 5.3 | 8 | 1 | W | 27-17 |
| 09/20 | at Dolphins | P | 8 | 37 | 4.6 | 14 | 0 | 0 | 0 | 0.0 | 0 | 0 | W | 31-28 |
| 09/27 | Rams | | | | | | | | | | | | W | 35-32 |
| 10/04 | at Raiders | | | | | | | | | | | | W | 30-23 |
| 10/13 | at Titans | | | | | | | | | | | | L | 16-42 |
| 10/19 | Chiefs | P | 5 | 10 | 2.0 | 4 | 0 | 0 | 0 | 0.0 | 0 | 0 | L | 17-26 |
| 10/25 | at Jets | P | 7 | 47 | 6.7 | 26 | 0 | 3 | 25 | 8.3 | 17 | 0 | W | 18-10 |
| 11/01 | Patriots | P | 14 | 81 | 5.8 | 21 | 2 | 0 | 0 | 0.0 | 0 | 0 | W | 24-21 |
| 11/08 | Seahawks | P | 9 | 18 | 2.0 | 7 | 1 | 2 | 30 | 15.0 | 20 | 0 | W | 44-34 |
| 11/15 | at Cardinals | P | 7 | 20 | 2.9 | 14 | 0 | 1 | -3 | -3.0 | -3 | 0 | L | 30-32 |
| 11/29 | Chargers | P | 9 | 59 | 6.6 | 31 | 0 | 2 | 9 | 4.5 | 7 | 0 | W | 27-17 |
| 12/07 | at 49ers | P | 3 | 9 | 3.0 | 7 | 0 | 1 | 5 | 5.0 | 5 | 0 | W | 34-24 |
| 12/13 | Steelers | P | 13 | 43 | 3.3 | 13 | 0 | 0 | 0 | 0.0 | 0 | 0 | W | 26-15 |
| 12/19 | at Broncos | P | 13 | 81 | 6.2 | 26 | 0 | 0 | 0 | 0.0 | 0 | 0 | W | 48-19 |
| 12/28 | at Patriots | P | 12 | 57 | 4.8 | 12 | 1 | 1 | 0 | 0.0 | 0 | 0 | W | 38-9 |
| 01/03 | Dolphins | P | 3 | 8 | 2.7 | 4 | 0 | 1 | 13 | 13.0 | 13 | 0 | W | 56-26 |
| 2020 TOTALS | | 13-0 | 112 | 481 | 4.3 | 31 | 4 | 14 | 95 | 6.8 | 20 | 1 | 13-3 | |



2021 GAME-BY-GAME REGULAR-SEASON STATISTICS (BILLS)

| DATE | OPPONENT | P/S | RUSHING | | | | | RECEIVING | | | | | W/L | SCORE |
|--------------------|---------------|-----|-------------|-----------|------------|------------|-----------|------------------|-----------|------------|------------|-----------|----------|-------------|
| | | | NO. | YDS. | AVG. | LG | TD | NO. | YDS. | AVG. | LG | TD | | |
| 09/12 | Steelers | | | | | | | ON INACTIVE LIST | | | | | L | 16-23 |
| 09/19 | at Dolphins | P | 8 | 26 | 3.3 | 10 | 2 | 2 | 8 | 4.0 | 6 | 0 | W | 35-0 |
| 09/26 | Football Team | P | 13 | 60 | 4.6 | 9 | 0 | 3 | 31 | 10.3 | 17 | 1 | W | 43-21 |
| 10/03 | Texans | P | 14 | 61 | 4.4 | 17 | 1 | 0 | 0 | 0.0 | 0 | 0 | W | 40-0 |
| 10/10 | at Chiefs | P | 11 | 37 | 3.4 | 8 | 0 | 3 | 55 | 18.3 | 24 | 0 | W | 38-20 |
| 10/18 | at Titans | P | 8 | 24 | 3.0 | 7 | 0 | 2 | 15 | 7.5 | 12 | 0 | L | 31-34 |
| 10/31 | Dolphins | P | 8 | 19 | 2.4 | 7 | 0 | 6 | 39 | 6.5 | 15 | 0 | W | 26-11 |
| 11/07 | at Jaguars | P | 3 | 6 | 2.0 | 7 | 0 | 2 | 18 | 9.0 | 13 | 0 | L | 6-9 |
| 11/14 | at Jets | P | 7 | 27 | 3.9 | 11 | 1 | 0 | 0 | 0.0 | 0 | 0 | W | 45-17 |
| 11/21 | Colts | P | 3 | 5 | 1.7 | 3 | 0 | 0 | 0 | 0.0 | 0 | 0 | L | 15-41 |
| 11/25 | at Saints | | | | | | | INACTIVE | | | | | W | 31-6 |
| 12/06 | Patriots | P | 8 | 21 | 2.6 | 4 | 0 | 2 | 12 | 6.0 | 7 | 0 | L | 10-14 |
| 12/12 | at Buccaneers | | | | | | | ON INACTIVE LIST | | | | | L | 27-33+ |
| 12/19 | Panthers | | | | | | | ON INACTIVE LIST | | | | | W | 31-14 |
| 12/26 | at Patriots | P | 3 | 12 | 4.0 | 6 | 0 | 1 | 13 | 13.0 | 13 | 0 | W | 33-21 |
| 01/02 | Falcons | P | 5 | 39 | 7.8 | 12 | 0 | 0 | 0 | 0.0 | 0 | 0 | W | 29-15 |
| 01/09 | Jets | P | 5 | 8 | 1.6 | 5 | 0 | 2 | 6 | 3.0 | 3 | 0 | W | 27-10 |
| 2021 TOTALS | | | 13-0 | 96 | 345 | 3.6 | 17 | 4 | 23 | 197 | 8.6 | 24 | 1 | 11-6 |

+ - Overtime

2022 GAME-BY-GAME REGULAR-SEASON STATISTICS (BILLS/COLTS)

| DATE | OPPONENT | P/S | RUSHING | | | | | RECEIVING | | | | | W/L | SCORE |
|--------------------|-------------|-----|-------------|-----------|------------|------------|-----------|--|-----------|-----------|------------|----------|----------|------------|
| | | | NO. | YDS. | AVG. | LG | TD | NO. | YDS. | AVG. | LG | TD | | |
| 09/08 | at Rams | P | 6 | 15 | 2.5 | 8 | 0 | 6 | 21 | 3.5 | 8 | 0 | W | 31-10 |
| 09/19 | Titans | P | 3 | 17 | 5.7 | 17 | 0 | 0 | 0 | 0.0 | 0 | 0 | W | 41-7 |
| 09/25 | at Dolphins | P | 4 | 46 | 11.5 | 43 | 0 | 1 | 6 | 6.0 | 6 | 0 | L | 19-21 |
| 10/02 | at Ravens | P | 3 | 6 | 2.0 | 5 | 0 | 0 | 0 | 0.0 | 0 | 0 | W | 23-20 |
| 10/09 | Steelers | P | 1 | 7 | 7.0 | 7 | 0 | 0 | 0 | 0.0 | 0 | 0 | W | 38-3 |
| 10/16 | at Chiefs | | | | | | | ON INACTIVE LIST | | | | | W | 24-20 |
| 10/30 | Packers | | | | | | | DID NOT PLAY (NON-INJURY) | | | | | W | 27-17 |
| | | | | | | | | Went from Bills to Colts . | | | | | | |
| 11/06 | at Patriots | | | | | | | INACTIVE | | | | | L | 3-26 |
| 11/13 | at Raiders | P | 1 | 4 | 4.0 | 4 | 0 | 0 | 0 | 0.0 | 0 | 0 | W | 25-20 |
| 11/20 | Eagles | P | 2 | 7 | 3.5 | 7 | 0 | 0 | 0 | 0.0 | 0 | 0 | L | 16-17 |
| 11/28 | Steelers | P | 1 | 2 | 2.0 | 2 | 0 | 0 | 0 | 0.0 | 0 | 0 | L | 17-24 |
| 12/04 | at Cowboys | P | 3 | 18 | 6.0 | 9 | 0 | 0 | 0 | 0.0 | 0 | 0 | L | 19-54 |
| 12/17 | at Vikings | P | 24 | 81 | 3.4 | 11 | 0 | 0 | 0 | 0.0 | 0 | 0 | L | 36-39+ |
| 12/26 | Chargers | S | 12 | 65 | 5.4 | 14 | 0 | 1 | 5 | 5.0 | 5 | 0 | L | 3-20 |
| 01/01 | at Giants | S | 15 | 74 | 4.9 | 12 | 0 | 0 | 0 | 0.0 | 0 | 0 | L | 10-38 |
| 01/08 | Texans | S | 18 | 114 | 6.3 | 34 | 1 | 3 | 7 | 2.3 | 4 | 0 | L | 31-32 |
| 2022 TOTALS | | | 13-3 | 93 | 456 | 4.9 | 43 | 1 | 11 | 39 | 3.5 | 8 | 0 | 7-9 |

+ - Overtime

2023 GAME-BY-GAME REGULAR-SEASON STATISTICS (COLTS)

| DATE | OPPONENT | P/S | RUSHING | | | | | RECEIVING | | | | | W/L | SCORE |
|--------------------|------------|-----|------------|------------|------------|------------|------------|-----------|-----------|------------|------------|-----------|----------|------------|
| | | | NO. | YDS. | AVG. | LG | TD | NO. | YDS. | AVG. | LG | TD | | |
| 09/10 | Jaguars | | | | | | | INACTIVE | | | | | L | 21-31 |
| 09/17 | at Texans | S | 18 | 88 | 4.9 | 11t | 1 | 4 | 19 | 4.8 | 7 | 0 | W | 31-20 |
| 09/24 | at Ravens | S | 30 | 122 | 4.1 | 24 | 0 | 2 | 23 | 11.5 | 17t | 1 | W | 22-19+ |
| 10/01 | Rams | S | 18 | 70 | 3.9 | 20 | 0 | 0 | 0 | 0.0 | 0 | 0 | L | 23-29+ |
| 10/08 | Titans | S | 23 | 165 | 7.2 | 56t | 2 | 2 | 30 | 15.0 | 26 | 0 | W | 23-16 |
| 10/15 | at Jaguars | S | 7 | 21 | 3.0 | 9 | 1 | 6 | 38 | 6.3 | 16 | 0 | L | 20-37 |
| 10/22 | Browns | P | 18 | 57 | 3.2 | 21 | 0 | 1 | 5 | 5.0 | 5 | 0 | L | 38-39 |
| 2023 TOTALS | | | 6-5 | 114 | 523 | 4.6 | 56T | 4 | 15 | 115 | 7.7 | 26 | 1 | 3-4 |

+ - Overtime



2020 GAME-BY-GAME POSTSEASON STATISTICS (BILLS)

| DATE | OPPONENT | P/S | RUSHING | | | | TD | RECEIVING | | | | TD | W/L | SCORE |
|-------------|-----------|-----|---------|------|------|----|----|-----------|------|------|----|----|-----|-------|
| | | | NO. | YDS. | AVG. | LG | | NO. | YDS. | AVG. | LG | | | |
| 01/09 | Colts | S | 7 | 21 | 3.0 | 8 | 0 | 4 | 26 | 6.5 | 10 | 0 | W | 27-24 |
| 01/16 | Ravens | | | | | | | | | | | | W | 17-3 |
| 01/24 | at Chiefs | | | | | | | | | | | | L | 24-38 |
| 2020 TOTALS | | 1-1 | 7 | 21 | 3.0 | 8 | 0 | 4 | 26 | 6.5 | 10 | 0 | 2-1 | |

2021 GAME-BY-GAME POSTSEASON STATISTICS (BILLS)

| DATE | OPPONENT | P/S | RUSHING | | | | TD | RECEIVING | | | | TD | W/L | SCORE |
|-------------|-----------|-----|---------|------|------|----|----|-----------|------|------|----|----|-----|--------|
| | | | NO. | YDS. | AVG. | LG | | NO. | YDS. | AVG. | LG | | | |
| 01/15 | Patriots | P | 1 | 0 | 0.0 | 0 | 0 | 0 | 0 | 0.0 | 0 | 0 | W | 47-17 |
| 01/23 | at Chiefs | | | | | | | | | | | | L | 36-42+ |
| 2021 TOTALS | | 1-0 | 1 | 0 | 0.0 | 0 | 0 | 0 | 0 | 0.0 | 0 | 0 | 1-1 | |

+ - Overtime

56 QUENTON NELSON

GUARD

AP AP AP AP
2ND TEAM 1ST TEAM 1ST TEAM 1ST TEAM
'21 '18 '19 '20

Q Q Q Q Q
1ST TEAM 1ST TEAM 1ST TEAM 1ST TEAM 1ST TEAM
'18 '19 '20 '21 '22



QUENTON NELSON: SELECTED BY THE COLTS IN THE FIRST ROUND (SIXTH OVERALL) OF THE 2018 NFL DRAFT.

6-5 • 330 LBS

NFL EXP: 6

(6TH YEAR WITH THE COLTS)

BORN: 3/19/96



**COLLEGE:
NOTRE DAME**

4TH-AND-SHORT

- 4x All-Pro selection (2018-20, First Team; 2021, Second Team). First player in franchise history to earn First Team All-Pro honors in his first three seasons, and only the fifth NFL player since the 1970 merger.
- 5x Pro Bowl selection. He is the first player in franchise history to earn Pro Bowl honors in his first five seasons.
- In his first five seasons, he started all 78 games he's appeared in.
- Has volunteered at the Colts Youth Football Camp, Uniform Blitz, annual Playground Build, a visit to Simon Cancer Center and Caroling at Riley Hospital for Children.

DOWN THE STRETCH

Favorite football memory: Playing in the LSU game. That was our last game at Notre Dame and we capped it off by winning. It was a great game.

Who is someone you look up to: My father and my brother.

What did you want to be growing up: I think I wanted to be a basketball player at first. Then, as I got older, I realized football was my true calling.

What is a superpower you'd like to have: Laser vision

Favorite TV show: "Game of Thrones"

Hobbies outside of football: Fishing

Pregame ritual: I usually just go out on the field and stretch, warmup and walk through some plays. I walk through my footwork and do some pass sets. Then I am game ready.

Bucket list: I want to go see Europe.

Mentors: My position coach at Notre Dame, Coach Hiestand, Nick Martin and Ronnie Stanley. They were all big mentors and teachers for me that taught me a lot.

When did you face adversity: I would say my freshman year in college dealing with the academics at Notre Dame and with going to another level of football. It was a hard transition, but one that was awesome for me.



X @BIGQ56



@QUENTON_NELSON

56 QUENTON NELSON

GUARD

AP 2ND TEAM '21 AP 1ST TEAM '18 AP 1ST TEAM '19 AP 1ST TEAM '20 Q 1ST TEAM '18 Q 1ST TEAM '19 Q 1ST TEAM '20 Q 1ST TEAM '21 Q 1ST TEAM '22



3X FIRST TEAM ALL-PRO

Nelson was named Associated Press First Team All-Pro for the third consecutive season in 2020. Nelson became the first player in franchise history to be selected Associated Press First Team All-Pro in his first three seasons. He also became the first offensive lineman and the fifth player since the 1970 NFL/AFL merger to be named Associated Press First Team All-Pro in his first three seasons, joining Barry Sanders, Keith Jackson, Lawrence Taylor and Earl Campbell. Nelson is the first Colts player to earn Associated Press First Team All-Pro honors in three consecutive seasons since Peyton Manning (2003-05). He has the most total All-Pro selections and the most First Team All-Pro selections by a guard in franchise history.



FIRST TIME SINCE 1965

Nelson and teammate Shaquille Leonard were both named AP First Team All-Pro in 2018. Nelson and Leonard joined Pro Football Hall of Famers Dick Butkus and Gale Sayers (Chicago, 1965) as the second pair of rookie teammates to be selected First Team All-Pro since the Associated Press started selecting All-Pro teams in 1940. Nelson started all 16 games at left guard and played all 1,136 of the Colts' offensive snaps in 2018. He was part of an offensive line that allowed the fewest sacks in the NFL (18.0) and had the lowest sacks allowed per pass attempt rate (2.7 percent). Nelson assisted with an offense that ranked in the top-10 in points per game (27.1, fifth), yards per game (386.2, seventh) and passing yards per game (278.8, sixth). From Weeks 5-12, quarterback Andrew Luck attempted 239 passes without being sacked, which was the third-longest streak in NFL history. Nelson also helped pave the way for running back Marlon Mack to register four 100-yard rushing games in 2018.



ROOKIE OF THE MONTH

In 2018, Nelson was named NFL Offensive Rookie of the Month for the month of October. He became the first guard in NFL history and the seventh offensive lineman overall to win Rookie of the Month honors. In Weeks 5-8, Indianapolis scored 30 or more points in three straight games for the first time since 2010. Nelson provided protection for Andrew Luck, who was sacked only one time in October. In Weeks 7 and 8, the Colts rushed for over 200 yards in two straight games for the first time in the same season since 1985.



BORN FOR THE BIG STAGE

Nelson has always been big. He was born at 10 pounds and 10 ounces and continued growing from there. He was so big that when he played Pop Warner football, he played with kids two years older than him and was forced to lose 20 pounds before each season. Nelson was referenced by his Notre Dame teammates as a refrigerator.



NFL HIGHLIGHTS

- Has started all 85 games he has played in during his five seasons with the Colts. Has started three postseason contests.
- In 2023, he has started all seven games at left guard. In Week 2 at HOU, he started at left guard and was part of an offensive line that did not allow a sack. In Week 3 at BAL, he started at left guard for a line that paved the way for Zack Moss to rush for 122 yards. In Week 5 vs. TEN, he started at left guard for a line that led the way for Zack Moss to rush for 165 yards and two touchdowns.
- Was named to the Pro Bowl after he started all 17 games in 2022 and helped Jonathan Taylor rush for 161 yards in Week 1 at Houston. In Week 6 vs. Jacksonville, he was part of an offensive line that did not allow a sack in 58 pass attempts, which marked the most pass attempts in franchise history without allowing a sack. In Week 10 at Las Vegas, he was part of an offensive line that paved the way for the Colts to rush for 207 yards.
- In 2021, he was named a Second Team Associated Press All-Pro and to his fourth consecutive Pro Bowl after he started 13 games and helped Jonathan Taylor

X @BIGQ56

@QUENTON_NELSON

56 QUENTON NELSON

GUARD

AP AP AP AP AP
2ND TEAM 1ST TEAM 1ST TEAM 1ST TEAM 1ST TEAM
'21 '18 '19 '20 '18 '19 '20 '21 '22



NFL HIGHLIGHTS CONT...

- rush for 100 yards in seven games. He helped block for Taylor, who led the NFL in rushing yards and rushing touchdowns
- Earned Associated Press First Team All-Pro and PFWA All-NFL Team honors after he started all 16 games in 2020 and helped the offensive line allow zero sacks in four different games. He was selected to his third consecutive Pro Bowl. In Week 6 vs. Cincinnati, he helped block for Philip Rivers, who threw for a season-best 371 yards. In Week 14 at Las Vegas, he helped the offense allow zero sacks and the offense rush for 212 yards. In Week 17 vs. Jacksonville, he helped pave the way for Jonathan Taylor who rushed for a franchise-record 253 yards. Started one postseason game and helped the offensive line allow no sacks.
 - Started all 16 games at left guard in 2019 and helped Marlon Mack become the first Colts 1,000-yard single-season rusher since 2016. In Week 1, he helped Mack rush for a career-high 174 yards. In Week 11 vs. Jacksonville, he helped the Colts rush for 264 yards, which was the most for the Colts since 11/21/04 against Chicago (275).
 - In 2019, was named First Team All-Pro by both the Associated Press and *Sporting News* for the second consecutive season. Nelson became the first player in franchise history to be selected Associated Press First Team All-Pro in his first two seasons. He also became the first offensive lineman and the seventh player since the 1970 NFL/AFL merger to be named Associated Press First Team All-Pro in his first two seasons, joining Devin Hester, Barry Sanders, Keith Jackson, Eric Dickerson, Lawrence Taylor and Earl Campbell.
 - He was also selected to the Pro Bowl for the second consecutive season. Nelson became just the fifth player in team history to earn Pro Bowl honors in his first two seasons, joining Andrew Luck, Edgerrin James, Marshall Faulk and Alan Ameche. He also became the first offensive lineman in the NFL to do it in his first two seasons since Zack Martin and was the first Colts player to be selected to back-to-back Pro Bowls since T.Y. Hilton following the 2016 and 2017 seasons.
 - Named to the 2019 PFWA All-NFL and All-AFC teams.
 - Started all 16 games in 2018 at left guard. Was part of an offensive line that ranked first in the NFL for the fewest sacks allowed. He was one of five rookies to start Week 1 vs. Cincinnati for the Colts. Also helped protect Andrew Luck during a 464-yard, four touchdown performance in Week 4 vs. Houston. In Weeks 7 and 8, he started both games and helped the Colts rush for over 200 yards in back-to-back games, which was the first time in the same season since 1985. Was part of an offensive line that didn't allow a sack in five straight games, which tied the New York Giants (2010) and Tennessee Titans (2008) for the third-longest streak since 1982. He was named to his first Pro Bowl and was the first rookie Colts offensive lineman to make the Pro Bowl since 1983 when Chris Hinton did it. Started two postseason games and helped the Colts

NFL HIGHLIGHTS CONT...

- rush for a postseason franchise-record 200 yards during the AFC Wild Card weekend.
- Nelson was named AP First-Team All-Pro. Nelson and Darius Leonard joined Alan Ameche (1955), Milt Davis (1957) and Edgerrin James (1999) as the only Colts rookies to be selected AP First Team All-Pro. Leonard and Nelson became the first rookie tandem to be named AP First Team All-Pro since Dick Butkus and Gale Sayers (Chicago) did it in 1965.
 - Nelson was named to the *Sporting News* All-Pro Team as well as the PFWA All-NFL, All-AFC and All-Rookie Teams.

COLLEGE HIGHLIGHTS

- Started 36-of-37 career games at Notre Dame at left guard.
- As a senior in 2017, named a unanimous All-America selection.
- Earned Second Team All-America honors from The Associated Press and *Sports Illustrated* in 2016.
- Surrendered just 3.0 sacks, none in the last two years, and four quarterback hits, two in the last two years, in 2,474 career snaps.
- As a team captain in 2017, started all 13 games at left guard and helped win the program's first Citrus Bowl appearance by defeating LSU, 21-17.
- Became the 34th unanimous All-American in Notre Dame history, the first Irish offensive lineman to earn such an honor since tackle Aaron Taylor in 1993 and Notre Dame's sixth-ever unanimous All-American offensive lineman.
- Named First Team All-America by the Football Writers Association of America, *The Sporting News*, The Walter Camp Football Foundation, The Associated Press and the American Football Coaches Association (AFCA).
- Was one of three finalists for the Outland Trophy, an award given to the nation's top interior lineman.
- Named Notre Dame's 2017 Monogram Club Most Valuable Player after spearheading an offensive line that won the Joe Moore Award as college football's most outstanding offensive line.
- Surrendered zero sacks, one quarterback hit and three quarterback hurries in 883 offensive snaps.
- Started all 12 games at left guard in 2016 and was named Notre Dame Offensive Lineman of the Year.
- Was part of an offensive line that paved the way for 417.6 total yards per game.
- Started 11-of-12 games at left guard in 2015 on an offensive line which was a finalist for the inaugural Joe Moore Award.
- Assisted the Irish to a 10-3 record and an appearance in the Fiesta Bowl vs. Ohio State.
- Part of an offensive line that helped the Irish average 5.63 rushing yards per carry (eighth-best in the FBS) – a modern (post WWII) school record.

X @BIGQ56

@QUENTON_NELSON



COLLEGE HIGHLIGHTS CONT...

- The Irish ranked 27th nationally in total offense, averaging 466.4 yards per game, its third-best mark since setting a school record in 1970 by averaging 510.5 yards per game.
- Spent his 2014 freshman season on the scout team and did not see the field.

PERSONAL

- Attended Red Bank Catholic (N.J.) High School and garnered Second Team All-America honors from *USA Today* and *MaxPreps* in 2013. Also named an Honorable Mention All-America selection by *Parade Prep*.
- Named to *USA Today* American Family Insurance All-USA New Jersey team for 2013.
- Selected to MSG Varsity all-New Jersey squad.
- Played in the U.S. Army All-American Bowl in San Antonio.
- In 2013, his team finished 9-1 and averaged 279.0 rushing yards and 43.5 points per game.
- Registered 61 tackles and 3.0 sacks on defense.
- Named to *MaxPreps* Junior All-America 2012 second team.
- Helped Red Bank earn a New Jersey state title in 2012 after registering 42 tackles and 7.0 sacks en route to earning second-team all-state honors from the *Newark Star-Ledger*.
- Also assisted with an offense that averaged 38 points and 341.0 yards per game on offense in 2012.
- Participated in the NFL's My Cause My Cleats initiative and represented the American Cancer Society (2022), The V Foundation (2021) and The Andrew Weishar Foundation (2018-19).
- In 2020, he participated in many Colts community initiatives, including three mobile pantry distributions and attending a Marion County Juvenile Detention Center activation event.
- Volunteered at numerous community events with the Colts in 2019, including the Colts Youth Football Camp, Uniform Blitz, annual Playground Build, Team Smile, a visit to Simon Cancer Center and Caroling at Riley Hospital for Children.
- A native of Red Bank, N.J.

QUENTON NELSON'S - NFL REGULAR SEASON STATISTICS

| DATE | TEAM | GP | GS |
|--------|-------|----|----|
| 2018 | Colts | 16 | 16 |
| 2019 | Colts | 16 | 16 |
| 2020 | Colts | 16 | 16 |
| 2021 | Colts | 13 | 13 |
| 2022 | Colts | 17 | 17 |
| 2023 | Colts | 7 | 7 |
| TOTALS | | 85 | 85 |





| QUENTON NELSON'S - NFL POSTSEASON STATISTICS | | | |
|--|-------|----|----|
| DATE | TEAM | GP | GS |
| 2018 | Colts | 2 | 2 |
| 2020 | Colts | 1 | 1 |
| TOTALS | | 3 | 3 |

2018 GAME-BY-GAME REGULAR-SEASON STATISTICS (COLTS)

| DATE | OPPONENT | P/S | W/L | SCORE |
|-------------|-------------|-----|------|--------|
| 09/09 | Bengals | S | L | 23-34 |
| 09/16 | at Redskins | S | W | 21-9 |
| 09/23 | at Eagles | S | L | 16-20 |
| 09/30 | Texans | S | L | 34-37+ |
| 10/04 | at Patriots | S | L | 24-38 |
| 10/14 | at Jets | S | L | 34-42 |
| 10/21 | Bills | S | W | 37-5 |
| 10/28 | at Raiders | S | W | 42-28 |
| 11/11 | Jaguars | S | W | 29-26 |
| 11/18 | Titans | S | W | 38-10 |
| 11/25 | Dolphins | S | W | 27-24 |
| 12/02 | at Jaguars | S | L | 0-6 |
| 12/09 | at Texans | S | W | 24-21 |
| 12/16 | Cowboys | S | W | 23-0 |
| 12/23 | Giants | S | W | 28-27 |
| 12/30 | at Titans | S | W | 33-17 |
| 2018 TOTALS | 16-16 | | 10-6 | |

+ - Overtime

2019 GAME-BY-GAME REGULAR-SEASON STATISTICS (COLTS)

| DATE | OPPONENT | P/S | W/L | SCORE |
|-------------|---------------|-----|-----|--------|
| 09/08 | at Chargers | S | L | 24-30+ |
| 09/15 | at Titans | S | W | 19-17 |
| 09/22 | Falcons | S | W | 27-24 |
| 09/29 | Raiders | S | L | 24-31 |
| 10/06 | at Chiefs | S | W | 19-13 |
| 10/20 | Texans | S | W | 30-23 |
| 10/27 | Broncos | S | W | 15-13 |
| 11/03 | at Steelers | S | L | 24-26 |
| 11/10 | Dolphins | S | L | 12-16 |
| 11/17 | Jaguars | S | W | 33-13 |
| 11/21 | at Texans | S | L | 17-20 |
| 12/01 | Titans | S | L | 17-31 |
| 12/08 | at Buccaneers | S | L | 35-38 |
| 12/16 | at Saints | S | L | 7-34 |
| 12/22 | Panthers | S | W | 38-6 |
| 12/29 | at Jaguars | S | L | 20-38 |
| 2019 TOTALS | 16-16 | | 7-9 | |

+ - Overtime



2020 GAME-BY-GAME REGULAR-SEASON STATISTICS (COLTS)

| DATE | OPPONENT | P/S | W/L | SCORE |
|-------------|-------------|-----|------|--------|
| 09/13 | at Jaguars | S | L | 20-27 |
| 09/20 | Vikings | S | W | 28-11 |
| 09/27 | Jets | S | W | 36-7 |
| 10/04 | at Bears | S | W | 19-11 |
| 10/11 | at Browns | S | L | 23-32 |
| 10/18 | Bengals | S | W | 31-27 |
| 11/01 | at Lions | S | W | 41-21 |
| 11/08 | Ravens | S | L | 10-24 |
| 11/12 | at Titans | S | W | 34-17 |
| 11/22 | Packers | S | W | 34-31+ |
| 11/29 | Titans | S | L | 26-45 |
| 12/06 | at Texans | S | W | 26-20 |
| 12/13 | at Raiders | S | W | 44-27 |
| 12/20 | Texans | S | W | 27-20 |
| 12/27 | at Steelers | S | L | 24-28 |
| 01/03 | Jaguars | S | W | 28-14 |
| 2020 TOTALS | 16-16 | | 11-5 | |

+ - Overtime

2021 GAME-BY-GAME REGULAR-SEASON STATISTICS (COLTS)

| DATE | OPPONENT | P/S | W/L | SCORE |
|-------------|--------------|------------------|-----|--------|
| 09/12 | Seahawks | S | L | 16-28 |
| 09/19 | Rams | S | L | 24-27 |
| 09/26 | at Titans | S | L | 16-25 |
| 10/03 | at Dolphins | INJURED RESERVE | W | 27-17 |
| 10/11 | at Ravens | | L | 25-31+ |
| 10/17 | Texans | | W | 31-3 |
| 10/24 | at 49ers | S | W | 30-18 |
| 10/31 | Titans | S | L | 31-34+ |
| 11/04 | Jets | S | W | 45-30 |
| 11/14 | Jaguars | S | W | 23-17 |
| 11/21 | at Bills | S | W | 41-15 |
| 11/28 | Buccaneers | S | L | 31-38 |
| 12/05 | at Texans | S | W | 31-0 |
| 12/18 | Patriots | S | W | 27-17 |
| 12/25 | at Cardinals | RESERVE/COVID-19 | W | 22-16 |
| 01/02 | Raiders | | L | 20-23 |
| 01/09 | at Jaguars | | L | 11-26 |
| 2021 TOTALS | 13-13 | | 9-8 | |

+ - Overtime

2022 GAME-BY-GAME REGULAR-SEASON STATISTICS (COLTS)

| DATE | OPPONENT | P/S | W/L/T | SCORE |
|-------------|-------------|-----|--------|--------|
| 09/11 | at Texans | S | T | 20-20 |
| 09/18 | at Jaguars | S | L | 0-24 |
| 09/25 | Chiefs | S | W | 20-17 |
| 10/02 | Titans | S | L | 17-24 |
| 10/06 | at Broncos | S | W | 12-9+ |
| 10/16 | Jaguars | S | W | 34-27 |
| 10/23 | at Titans | S | L | 10-19 |
| 10/30 | Commanders | S | L | 16-17 |
| 11/06 | at Patriots | S | L | 3-26 |
| 11/13 | at Raiders | S | W | 25-20 |
| 11/20 | Eagles | S | L | 16-17 |
| 11/28 | Steelers | S | L | 17-24 |
| 12/04 | at Cowboys | S | L | 19-54 |
| 12/17 | at Vikings | S | L | 36-39+ |
| 12/26 | Chargers | S | L | 3-20 |
| 01/01 | at Giants | S | L | 10-38 |
| 01/08 | Texans | S | L | 31-32 |
| 2022 TOTALS | 17-17 | | 4-12-1 | |

+ - Overtime



2023 GAME-BY-GAME REGULAR-SEASON STATISTICS (COLTS)

| DATE | OPPONENT | P/S | W/L | SCORE |
|-------------|------------|-----|-----|--------|
| 09/10 | Jaguars | S | L | 21-31 |
| 09/17 | at Texans | S | W | 31-20 |
| 09/24 | at Ravens | S | W | 22-19+ |
| 10/01 | Rams | S | L | 23-29+ |
| 10/08 | Titans | S | W | 23-16 |
| 10/15 | at Jaguars | S | L | 20-37 |
| 10/22 | Browns | S | L | 38-39 |
| 2023 TOTALS | | | 3-4 | |

+ - Overtime

2018 GAME-BY-GAME POSTSEASON STATISTICS (COLTS)

| DATE | OPPONENT | P/S | W/L | SCORE |
|-------------|-----------|-----|-----|-------|
| 01/05 | at Texans | S | W | 21-7 |
| 01/12 | at Chiefs | S | L | 13-31 |
| 2018 TOTALS | | | 1-1 | |

2020 GAME-BY-GAME POSTSEASON STATISTICS (COLTS)

| DATE | OPPONENT | P/S | W/L | SCORE |
|-------------|----------|-----|-----|-------|
| 01/09 | at Bills | S | L | 24-27 |
| 2020 TOTALS | | | 0-1 | |

54 DAYO ODEYINGBO

DEFENSIVE END

(DIE-oh oh-DANG-boh)



DAYO ODEYINGBO: SELECTED BY
THE COLTS IN THE SECOND ROUND (54TH
OVERALL) OF THE 2021 NFL DRAFT.



6-6 • 286 LBS

NFL EXP: 3

(3RD YEAR WITH THE COLTS)

BORN: 9/24/99



**COLLEGE:
VANDERBILT**

4TH-AND-SHORT

- In his first two seasons, he registered 37 tackles (23 solo), 5.0 tackles for loss, 5.5 sacks and one forced fumble in 27 games (four starts).
- His 31.0 tackles for loss rank fifth in Vanderbilt history.
- Was a senior team captain and earned Second Team All-SEC accolades.
- Full name is Temidayo Jordan Odeyingbo.
- His older brother, Dare, also played football at Vanderbilt and spent time with the Bengals and Buccaneers as a rookie in 2019.

BROTHERS, THEN TEAMMATES

Dayo's older brother, Dare, was a mentor for Dayo growing up. They attended different high schools in Irving, Texas with Dare attending Cistercian Prep and Dayo attending Carrollton Ranchview, so they never competed on the same football team. Dare went on to play at Vanderbilt in 2015 seeing action in eight games as a true freshman. When Dayo was deciding where he wanted to play collegiately in 2016, his brother didn't want to persuade him one way or another. Dayo still ended up choosing Vanderbilt and the brothers became teammates for the first time in their careers. They started together on the defensive line, and they both earned opportunities in the NFL.



@dodeyingbo

@dodeyingbo

**FAMILY. FOOTBALL. FOOD.**

Growing up, Odeyingbo and his brother were only allowed to watch certain channels on TV during the week – Food Network, Animal Planet and Discovery Channel. Odeyingbo enjoyed the Food Network, and naturally as a competitor, loved the shows with food competitions. He enjoyed cooking as a child, often assisting his mom in the kitchen at home. While at Vanderbilt, Odeyingbo decided to move off campus just so he was able to have a kitchen to cook in and would cook for his teammates from time to time.

NFL HIGHLIGHTS

- Has appeared in 34 games (five starts) in three seasons with the Colts (2021-23) and has tallied 53 tackles (32 solo), 7.0 tackles for loss, 7.5 sacks, two passes defended and three forced fumbles.
- Has seen action in all seven games (one start) in 2023 and has compiled 16 tackles (nine solo), 2.0 tackles for loss, 2.0 sacks, two passes defended and two forced fumbles. In Week 4 vs. LAR, he tallied seven tackles (five solo), 1.0 tackle for loss, 1.5 sacks one pass defended and one forced fumble. In Week 7 vs. CLE, he collected two tackles (one solo), 0.5 sack and 1.0 tackle for loss.
- In 2022, he competed in all 17 games (four starts) and recorded 31 tackles (18 solo), 5.0 tackles for loss and 5.5 sacks. In Week 4 vs. Tennessee, he tallied two tackles (one solo), 1.0 tackle for loss and his first full sack. In Week 11 vs. Philadelphia, he made his first career start. In Week 15 at Minnesota, he registered five tackles (four solo), 1.0 tackle for loss and a single-game career-high 2.0 sacks.
- Appeared in 10 games in 2021 and tallied six tackles (five solo), half a sack and one forced fumble. In Week 10 vs. Jacksonville, he recorded one tackle and his first-career sack-fumble to help seal the win.

COLLEGE HIGHLIGHTS

- Appeared in 44 games (29 starts) at Vanderbilt (2017-20) and recorded 125 tackles (62 solo), 31.0 tackles for loss, 12.0 sacks, three passes defended, one interception, one forced fumble and two fumble recoveries. His 31.0 tackles for loss rank fifth in Vanderbilt history.
- As a senior team captain, he garnered Second Team All-SEC honors after he started all eight games he appeared in and accumulated 32 tackles (15 solo), a team-high 8.0 tackles for loss and a team-high 5.5 sacks.
- In 2019, he appeared in 12 games (11 starts) and registered 45 tackles (20 solo), a team-high 12.0 tackles for loss and 1.5 sacks. Tallied at least four tackles in six of his last eight games. Against East Tennessee State, he recorded seven tackles (three solo), 3.5 tackles for loss and 1.5 sacks.

COLLEGE HIGHLIGHTS CONT ...

- As a sophomore, he saw action in 12 games (10 starts) and accumulated 28 tackles (17 solo), 6.5 tackles for loss, 2.5 sacks, two passes defended, one forced fumble and two fumble recoveries (one returned for a touchdown). Ranked second in tackles for loss among Commodores. Had a team-high two fumble recoveries and returned one for a touchdown. Against Mississippi, he recorded four solo tackles, 2.0 tackles for loss, 2.0 sacks and one pass defended.
- In 2017, he competed in 12 games and tallied 20 tackles (10 solo), 4.5 tackles for loss, 2.5 sacks, one pass defended and one interception. He was one of six Vanderbilt true freshmen to see game action. Recorded multiple tackles in eight games. Against Alabama A&M, he recorded two tackles, half a tackle for loss and his first-career interception.

PERSONAL

- Attended Carrollton Ranchview High School in Irving, Texas and was rated a four-star prospect by ESPN and *Scout*.
- As a senior, he totaled 47 tackles, 20.0 tackles for loss, 7.0 sacks and three forced fumbles.
- Earned all-area honors in 2015 and 2016.
- Lettered in track as well in hurdles and shot put.
- His parents are natives of Nigeria.
- His older brother, Dare, also played football at Vanderbilt (2015-18) and spent time with the Bengals and Buccaneers as a rookie in 2019.
- Participated in the NFL's My Cause My Cleats initiative and represented Turner's Heroes (2021).
- Majored in medicine, health and society.
- Full name is Temidayo Jordan Odeyingbo.
- First name is pronounced DIE-oh.
- Last name is pronounced oh-DANG-boh.
- Grew up in Irving, Texas.





DAYO ODEYINGBO'S - NFL REGULAR SEASON STATISTICS

| DATE | TEAM | GP | GS | TACKLES | | | | | | | | INTERCEPTIONS | | | | | | FUMBLES | | | | | | ST | | | | MISC | | | |
|--------|-------|----|----|---------|----|----|-----|-----|-----|------|-----|---------------|-----|----|----|----|----|---------|----|-----|----|---|---|----|----|---|---|------|----|---|---|
| | | | | TK | S | A | TFL | YDS | SK | YDS | QBH | NO | YDS | LG | TD | PD | FF | FR | TD | YDS | TK | S | A | FF | FR | S | A | FF | FR | S | A |
| 2021 | Colts | 10 | 0 | 6 | 5 | 1 | 0 | 0 | 0.5 | 0.0 | 1 | 0 | 0 | 0 | 0 | 0 | 0 | 1 | 0 | 0 | 0 | 0 | 0 | 0 | 0 | 0 | 0 | 0 | 0 | 0 | 0 |
| 2022 | Colts | 17 | 4 | 31 | 18 | 13 | 5 | 41 | 5.0 | 36.5 | 11 | 0 | 0 | 0 | 0 | 0 | 0 | 0 | 0 | 0 | 0 | 0 | 0 | 0 | 0 | 0 | 0 | 0 | 0 | 0 | 0 |
| 2023 | Colts | 7 | 1 | 16 | 9 | 7 | 2 | 12 | 2.0 | 16.5 | 6 | 0 | 0 | 0 | 0 | 2 | 2 | 0 | 0 | 0 | 0 | 0 | 0 | 0 | 0 | 0 | 0 | 0 | 0 | 0 | 0 |
| TOTALS | | 34 | 5 | 53 | 32 | 21 | 7 | 53 | 7.5 | 53.0 | 18 | 0 | 0 | 0 | 0 | 2 | 3 | 0 | 0 | 0 | 0 | 0 | 0 | 0 | 0 | 0 | 0 | 0 | 0 | 0 | 0 |

SINGLE-GAME HIGHS: DEFENSIVE

| | | | |
|----------------------|---|-----------------------|--------------------------------------|
| Total Tackles | 7 vs. Los Angeles Rams, Oct 01, 2023 | Forced Fumbles | 1 vs. Los Angeles Rams, Oct 01, 2023 |
| | 5 at Minnesota Vikings, Dec 17, 2022 | | ...2 more at 1. |
| | 4 vs. Pittsburgh Steelers, Nov 28, 2022 | | Tackles For Loss |
| | ...1 more at 4. | | 1 vs. Cleveland Browns, Oct 22, 2023 |
| Solo Tackles | 5 vs. Los Angeles Rams, Oct 01, 2023 | | ...6 more at 1. |
| | 4 at Minnesota Vikings, Dec 17, 2022 | | |
| | 2 vs. Houston Texans, Jan 08, 2023 | | |
| | ...5 more at 2. | | |
| Sacks | 2.0 at Minnesota Vikings, Dec 17, 2022 | | |
| | 1.5 vs. Los Angeles Rams, Oct 01, 2023 | | |
| | ...1 more at 1.5. | | |
| | | | |

2021 GAME-BY-GAME REGULAR-SEASON STATISTICS (COLTS)

| DATE | OPPONENT | P/S | TACKLES | | | | | | | | INTERCEPTIONS | | | | FUMBLES | | | | ST | | | | MISC | | | | SCORE | | | | |
|-------------|--------------|-----|---------|---|---|-----|-----|-----|-----|-----|--------------------------|-----|----|----|---------|----|----|----|-----|----|---|---|------|----|---|---|-------|----|----|--------|---|
| | | | TK | S | A | SK | YDS | TFL | YDS | QBH | NO | YDS | LG | TD | PD | FF | FR | TD | YDS | TK | S | A | FF | FR | S | A | | FF | FR | S | A |
| 09/12 | Seahawks | | | | | | | | | | NON-FOOTBALL INJURY (NF) | | | | | | | | | | | | | | | | | | L | 16-28 | |
| 09/19 | Rams | | | | | | | | | | NON-FOOTBALL INJURY (NF) | | | | | | | | | | | | | | | | | | L | 24-27 | |
| 09/26 | at Titans | | | | | | | | | | NON-FOOTBALL INJURY (NF) | | | | | | | | | | | | | | | | | | L | 16-25 | |
| 10/03 | at Dolphins | | | | | | | | | | NON-FOOTBALL INJURY (NF) | | | | | | | | | | | | | | | | | | W | 27-17 | |
| 10/11 | at Ravens | | | | | | | | | | NON-FOOTBALL INJURY (NF) | | | | | | | | | | | | | | | | | | L | 25-31+ | |
| 10/17 | Texans | | | | | | | | | | NON-FOOTBALL INJURY (NF) | | | | | | | | | | | | | | | | | | W | 31-3 | |
| 10/24 | at 49ers | | | | | | | | | | NON-FOOTBALL INJURY (NF) | | | | | | | | | | | | | | | | | | W | 30-18 | |
| 10/31 | Titans | P | 0 | 0 | 0 | 0.0 | 0.0 | 0 | 0 | 0 | 0 | 0 | 0 | 0 | 0 | 0 | 0 | 0 | 0 | 0 | 0 | 0 | 0 | 0 | 0 | 0 | 0 | 0 | L | 31-34+ | |
| 11/04 | Jets | P | 1 | 1 | 0 | 0.0 | 0.0 | 0 | 0 | 0 | 0 | 0 | 0 | 0 | 0 | 0 | 0 | 0 | 0 | 0 | 0 | 0 | 0 | 0 | 0 | 0 | 0 | 0 | W | 45-30 | |
| 11/14 | Jaguars | P | 1 | 0 | 1 | 0.5 | 0.0 | 0 | 0 | 0 | 0 | 0 | 0 | 0 | 0 | 1 | 0 | 0 | 0 | 0 | 0 | 0 | 0 | 0 | 0 | 0 | 0 | 0 | W | 23-17 | |
| 11/21 | at Bills | P | 2 | 2 | 0 | 0.0 | 0.0 | 0 | 0 | 0 | 0 | 0 | 0 | 0 | 0 | 0 | 0 | 0 | 0 | 0 | 0 | 0 | 0 | 0 | 0 | 0 | 0 | 0 | W | 41-15 | |
| 11/28 | Buccaneers | P | 0 | 0 | 0 | 0.0 | 0.0 | 0 | 0 | 0 | 0 | 0 | 0 | 0 | 0 | 0 | 0 | 0 | 0 | 0 | 0 | 0 | 0 | 0 | 0 | 0 | 0 | 0 | L | 31-38 | |
| 12/05 | at Texans | P | 0 | 0 | 0 | 0.0 | 0.0 | 0 | 0 | 0 | 0 | 0 | 0 | 0 | 0 | 0 | 0 | 0 | 0 | 0 | 0 | 0 | 0 | 0 | 0 | 0 | 0 | 0 | W | 31-0 | |
| 12/18 | Patriots | P | 0 | 0 | 0 | 0.0 | 0.0 | 0 | 0 | 0 | 0 | 0 | 0 | 0 | 0 | 0 | 0 | 0 | 0 | 0 | 0 | 0 | 0 | 0 | 0 | 0 | 0 | 0 | W | 27-17 | |
| 12/25 | at Cardinals | P | 1 | 1 | 0 | 0.0 | 0.0 | 0 | 0 | 0 | 0 | 0 | 0 | 0 | 0 | 0 | 0 | 0 | 0 | 0 | 0 | 0 | 0 | 0 | 0 | 0 | 0 | 0 | W | 22-16 | |
| 01/02 | Raiders | P | 1 | 1 | 0 | 0.0 | 0.0 | 0 | 0 | 0 | 0 | 0 | 0 | 0 | 0 | 0 | 0 | 0 | 0 | 0 | 0 | 0 | 0 | 0 | 0 | 0 | 0 | 0 | L | 20-23 | |
| 01/09 | at Jaguars | P | 0 | 0 | 0 | 0.0 | 0.0 | 0 | 0 | 1 | 0 | 0 | 0 | 0 | 0 | 0 | 0 | 0 | 0 | 0 | 0 | 0 | 0 | 0 | 0 | 0 | 0 | 0 | L | 11-26 | |
| 2021 TOTALS | | | 10-0 | 6 | 5 | 1 | 0.5 | 0.0 | 0 | 0 | 1 | 0 | 0 | 0 | 0 | 0 | 1 | 0 | 0 | 0 | 0 | 0 | 0 | 0 | 0 | 0 | 0 | 0 | 0 | 9-8 | |

+ - Overtime



2022 GAME-BY-GAME REGULAR-SEASON STATISTICS (COLTS)

| DATE | OPPONENT | P/S | TACKLES | | | | | | | INTERCEPTIONS | | | | | FUMBLES | | | ST | | | MISC | | SCORE | | | | |
|-------------|-------------|-----|---------|----|----|------|------|-----|-----|---------------|----|-----|----|----|---------|----|----|----|-----|----|------|---|-------|----|----|--------|--------|
| | | | TK | S | A | SK | YDS | TFL | YDS | QBH | NO | YDS | LG | TD | PD | FF | FR | TD | YDS | TK | S | A | | FF | FR | S | A |
| 09/11 | at Texans | P | 0 | 0 | 0 | 0.0 | 0.0 | 0 | 0 | 0 | 0 | 0 | 0 | 0 | 0 | 0 | 0 | 0 | 0 | 0 | 0 | 0 | 0 | 0 | 0 | T | 20-20 |
| 09/18 | at Jaguars | P | 0 | 0 | 0 | 0.0 | 0.0 | 0 | 0 | 0 | 0 | 0 | 0 | 0 | 0 | 0 | 0 | 0 | 0 | 0 | 0 | 0 | 0 | 0 | 0 | L | 0-24 |
| 09/25 | Chiefs | P | 2 | 2 | 0 | 0.0 | 0.0 | 1 | 3 | 0 | 0 | 0 | 0 | 0 | 0 | 0 | 0 | 0 | 0 | 0 | 0 | 0 | 0 | 0 | 0 | W | 20-17 |
| 10/02 | Titans | P | 2 | 1 | 1 | 1.0 | 12.0 | 1 | 12 | 1 | 0 | 0 | 0 | 0 | 0 | 0 | 0 | 0 | 0 | 0 | 0 | 0 | 0 | 0 | 0 | L | 17-24 |
| 10/06 | at Broncos | P | 4 | 1 | 3 | 0.5 | 3.5 | 0 | 0 | 2 | 0 | 0 | 0 | 0 | 0 | 0 | 0 | 0 | 0 | 0 | 0 | 0 | 0 | 0 | 0 | W | 12-9+ |
| 10/16 | Jaguars | P | 1 | 1 | 0 | 0.0 | 0.0 | 0 | 0 | 0 | 0 | 0 | 0 | 0 | 0 | 0 | 0 | 0 | 0 | 0 | 0 | 0 | 0 | 0 | 0 | W | 34-27 |
| 10/23 | at Titans | P | 0 | 0 | 0 | 0.0 | 0.0 | 0 | 0 | 1 | 0 | 0 | 0 | 0 | 0 | 0 | 0 | 0 | 0 | 0 | 0 | 0 | 0 | 0 | 0 | L | 10-19 |
| 10/30 | Commanders | P | 1 | 0 | 1 | 0.0 | 0.0 | 0 | 0 | 0 | 0 | 0 | 0 | 0 | 0 | 0 | 0 | 0 | 0 | 0 | 0 | 0 | 0 | 0 | 0 | L | 16-17 |
| 11/06 | at Patriots | P | 0 | 0 | 0 | 0.0 | 0.0 | 0 | 0 | 0 | 0 | 0 | 0 | 0 | 0 | 0 | 0 | 0 | 0 | 0 | 0 | 0 | 0 | 0 | 0 | L | 3-26 |
| 11/13 | at Raiders | P | 0 | 0 | 0 | 0.0 | 0.0 | 0 | 0 | 2 | 0 | 0 | 0 | 0 | 0 | 0 | 0 | 0 | 0 | 0 | 0 | 0 | 0 | 0 | 0 | W | 25-20 |
| 11/20 | Eagles | S | 3 | 2 | 1 | 0.0 | 0.0 | 0 | 0 | 1 | 0 | 0 | 0 | 0 | 0 | 0 | 0 | 0 | 0 | 0 | 0 | 0 | 0 | 0 | 0 | L | 16-17 |
| 11/28 | Steelers | S | 4 | 2 | 2 | 0.0 | 0.0 | 0 | 0 | 0 | 0 | 0 | 0 | 0 | 0 | 0 | 0 | 0 | 0 | 0 | 0 | 0 | 0 | 0 | 0 | L | 17-24 |
| 12/04 | at Cowboys | P | 2 | 0 | 2 | 0.0 | 0.0 | 0 | 0 | 0 | 0 | 0 | 0 | 0 | 0 | 0 | 0 | 0 | 0 | 0 | 0 | 0 | 0 | 0 | 0 | L | 19-54 |
| 12/17 | at Vikings | P | 5 | 4 | 1 | 2.0 | 8.0 | 1 | 8 | 2 | 0 | 0 | 0 | 0 | 0 | 0 | 0 | 0 | 0 | 0 | 0 | 0 | 0 | 0 | 0 | L | 36-39+ |
| 12/26 | Chargers | P | 3 | 2 | 1 | 1.5 | 13.0 | 1 | 11 | 2 | 0 | 0 | 0 | 0 | 0 | 0 | 0 | 0 | 0 | 0 | 0 | 0 | 0 | 0 | 0 | L | 3-20 |
| 01/01 | at Giants | S | 1 | 1 | 0 | 0.0 | 0.0 | 0 | 0 | 0 | 0 | 0 | 0 | 0 | 0 | 0 | 0 | 0 | 0 | 0 | 0 | 0 | 0 | 0 | 0 | L | 10-38 |
| 01/08 | Texans | S | 3 | 2 | 1 | 0.0 | 0.0 | 1 | 7 | 0 | 0 | 0 | 0 | 0 | 0 | 0 | 0 | 0 | 0 | 0 | 0 | 0 | 0 | 0 | 0 | L | 31-32 |
| 2022 TOTALS | | | 17-4 | 31 | 18 | 13.0 | 36.5 | 5 | 41 | 11 | 0 | 0 | 0 | 0 | 0 | 0 | 0 | 0 | 0 | 0 | 0 | 0 | 0 | 0 | 0 | 4-12-1 | |

+ - Overtime

2023 GAME-BY-GAME REGULAR-SEASON STATISTICS (COLTS)

| DATE | OPPONENT | P/S | TACKLES | | | | | | | INTERCEPTIONS | | | | | FUMBLES | | | ST | | | MISC | | W/L | SCORE | | |
|-------------|------------|-----|---------|----|---|-----|------|------|-----|---------------|----|-----|----|----|---------|----|----|----|-----|----|------|---|-----|-------|-----|--------|
| | | | TK | S | A | SK | YDS | TFL | YDS | QBH | NO | YDS | LG | TD | PD | FF | FR | TD | YDS | TK | S | A | | | FF | FR |
| 09/10 | Jaguars | P | 0 | 0 | 0 | 0.0 | 0.0 | 0 | 0 | 0 | 0 | 0 | 0 | 1 | 0 | 0 | 0 | 0 | 0 | 0 | 0 | 0 | 0 | 0 | L | 21-31 |
| 09/17 | at Texans | P | 1 | 0 | 1 | 0.0 | 0.0 | 0 | 0 | 0 | 0 | 0 | 0 | 0 | 1 | 0 | 0 | 0 | 0 | 0 | 0 | 0 | 0 | 0 | W | 31-20 |
| 09/24 | at Ravens | P | 2 | 1 | 1 | 0.0 | 0.0 | 0 | 0 | 0 | 0 | 0 | 0 | 0 | 0 | 0 | 0 | 0 | 0 | 0 | 0 | 0 | 0 | 0 | W | 22-19 |
| 10/01 | Rams | P | 7 | 5 | 2 | 1.5 | 12.5 | 1 | 9 | 4 | 0 | 0 | 0 | 0 | 1 | 1 | 0 | 0 | 0 | 0 | 0 | 0 | 0 | 0 | L | 23-29+ |
| 10/08 | Titans | S | 3 | 1 | 2 | 0.0 | 0.0 | 0 | 0 | 0 | 0 | 0 | 0 | 0 | 0 | 0 | 0 | 0 | 0 | 0 | 0 | 0 | 0 | 0 | W | 23-16 |
| 10/15 | at Jaguars | P | 1 | 1 | 0 | 0.0 | 0.0 | 0 | 0 | 0 | 0 | 0 | 0 | 0 | 0 | 0 | 0 | 0 | 0 | 0 | 0 | 0 | 0 | 0 | L | 20-37 |
| 10/22 | Browns | P | 2 | 1 | 1 | 0.5 | 4.0 | 1 | 3 | 2 | 0 | 0 | 0 | 0 | 0 | 0 | 0 | 0 | 0 | 0 | 0 | 0 | 0 | 0 | L | 38-39 |
| 2023 TOTALS | | | 7-1 | 16 | 9 | 7 | 2.0 | 16.5 | 2 | 12 | 6 | 0 | 0 | 0 | 2 | 2 | 0 | 0 | 0 | 0 | 0 | 0 | 0 | 0 | 3-4 | |

+ - Overtime

85 DREW OGLETREE

TIGHT END



DREW OGLETREE: SELECTED BY THE COLTS IN THE SIXTH ROUND (192ND OVERALL) OF THE 2022 NFL DRAFT.



6-5 • 260 LBS

NFL EXP: 2

(2ND YEAR WITH THE COLTS)

BORN: 7/28/98




**COLLEGE:
YOUNGSTOWN
STATE**

4TH-AND-SHORT

- Spent the 2022 season on the Colts Injured Reserve list.
- Played in 17 games (12 starts) in two seasons (2020-21) at Youngstown State and compiled 40 receptions for 391 yards.
- Appeared in 27 games (10 starts) at Findlay (2018-19) and totaled 54 receptions for 785 yards and 10 touchdowns.
- All-Great Midwest Athletic Conference honorable mention selection in 2018.
- Was the Ohio High School Basketball Coaches Association Division 3 Player of the Year.

A PATH LESS TRAVELED

Becoming a standout football player is hard enough, but imagine being a father at the same time. Ogletree was 16 years old when he had his son, Andrew Jr., who was actually born during one of Ogletree's games. Ogletree was warming up when he heard that his girlfriend was giving birth two months before the due date so he went to the hospital, saw Andrew Jr. be born, and returned for the second half of his football game. As Ogletree earned a half-scholarship to Findlay and worked his way to Youngstown State, he had Andrew Jr. watching his every move and being his biggest supporter.



 **@DrewOgletree**

 **@callmetree81**



NFL HIGHLIGHTS

- Has played in six games (four starts) in 2023 and has totaled seven receptions for 95 yards and one touchdown. In Week 4 vs. LAR, he led the team in receptions(three), receiving yards (48) and tied for the team-high in receiving touchdowns (one).
- In 2022, he spent the entire season on the Injured Reserve list.

COLLEGE HIGHLIGHTS

- Played in 17 games (12 starts) in two seasons (2020-21) at Youngstown State and compiled 40 receptions for 391 yards. Before transferring to Youngstown State, he appeared in 27 games (10 starts) at Findlay (2016-19) and totaled 54 receptions for 785 yards and 10 touchdowns.
- In 2021, he started all 10 games and had team highs in receptions (28) and receiving yards (282). Earned Missouri Valley Football Conference Honor Roll accolades.
- Saw action in seven games (two starts) in 2020 and registered 12 receptions for 109 yards. He tied for the team high in receptions and ranked third in receiving yards.
- Did not see game action in the 2019 season.
- In 2018, he earned All-Great Midwest Athletic Conference honorable mention accolades after he started all 10 games he appeared in and finished with 28 receptions for 428 yards and five touchdowns.
- As a sophomore, he appeared in 11 games and compiled 23 receptions for 328 yards and five touchdowns. Finished with single-game career highs in receptions (six) and receiving yards (81) in first round playoff win vs No. 2 Shepherd.
- In 2016, he saw action in six games and caught three passes for 29 yards.

PERSONAL

- Attended Northridge (Ohio) High School.
- Named first team all-Ohio in both football and basketball.
- Was the Ohio High School Basketball Coaches Association Division 3 Player of the Year.
- Has a son, Andrew Jr.
- A native of Dayton, Ohio.

DREW OGLETREE'S - NFL REGULAR SEASON STATISTICS

| DATE | TEAM | RECEIVING | | | | | | | RUSHING | | | | |
|--------|-------|-----------|----|-----|------|------|----|----|---------|------|------|----|----|
| | | GP | GS | NO. | YDS. | AVG. | LG | TD | NO. | YDS. | AVG. | LG | TD |
| 2022 | Colts | 0 | 0 | 0 | 0 | 0.0 | 0 | 0 | 0 | 0 | 0.0 | 0 | 0 |
| 2023 | Colts | 6 | 4 | 7 | 95 | 13.6 | 22 | 1 | 0 | 0 | 0.0 | 0 | 0 |
| TOTALS | | 6 | 4 | 7 | 95 | 13.6 | 22 | 1 | 0 | 0 | 0.0 | 0 | 0 |



DREW OGLETREE'S - NFL REGULAR SEASON STATISTICS

| DATE | TEAM | KICKOFF RETURNS | | | | | PUNT RETURNS | | | | | |
|--------|-------|-----------------|------|------|----|----|--------------|----|------|------|----|----|
| | | RET. | YDS. | AVG. | LG | TD | NO. | FC | YDS. | AVG. | LG | TD |
| 2022 | Colts | 0 | 0 | 0.0 | 0 | 0 | 0 | 0 | 0 | 0.0 | 0 | 0 |
| 2023 | Colts | 0 | 0 | 0.0 | 0 | 0 | 0 | 0 | 0 | 0.0 | 0 | 0 |
| TOTALS | | 0 | 0 | 0.0 | 0 | 0 | 0 | 0 | 0 | 0.0 | 0 | 0 |

SINGLE-GAME HIGHS: RECEIVING

| | | | |
|--------------------------|---|------------------------------|---|
| Receptions | 3 vs. Los Angeles Rams, Oct 01, 2023 | Receiving TDs | 1 vs. Los Angeles Rams, Oct 01, 2023 |
| | 2 vs. Tennessee Titans, Oct 08, 2023 | | 48 vs. Los Angeles Rams, Oct 01, 2023 |
| | 1 at Baltimore Ravens, Sep 24, 2023 | | 20 vs. Jacksonville Jaguars, Sep 10, 2023 |
| | ...1 more at 1. | | 16 vs. Tennessee Titans, Oct 08, 2023 |
| Receiving Yards | 48 vs. Los Angeles Rams, Oct 01, 2023 | Special Teams Tackles | 2 vs. Cleveland Browns, Oct 22, 2023 |
| | 20 vs. Jacksonville Jaguars, Sep 10, 2023 | | 1 vs. Los Angeles Rams, Oct 01, 2023 |
| | 16 vs. Tennessee Titans, Oct 08, 2023 | | ...1 more at 1. |
| Receiving Average | 16.0 vs. Los Angeles Rams, Oct 01, 2023 | Most TDs | 1 vs. Los Angeles Rams, Oct 01, 2023 |
| | 22 vs. Los Angeles Rams, Oct 01, 2023 | | |
| | 21 vs. Los Angeles Rams, Oct 01, 2023 | | |
| | 20 vs. Jacksonville Jaguars, Sep 10, 2023 | | |

2022 GAME-BY-GAME REGULAR-SEASON STATISTICS (COLTS)

| DATE | OPPONENT | P/S | RECEIVING | | | | | RUSHING | | | | | TD | W/L/T | SCORE |
|-------------|-------------|-----|-----------|------|------|----|----|-----------------|------|------|----|----|----|--------|--------|
| | | | NO. | YDS. | AVG. | LG | TD | NO. | YDS. | AVG. | LG | TD | | | |
| 09/11 | at Texans | | | | | | | INJURED RESERVE | | | | | | T | 20-20 |
| 09/18 | at Jaguars | | | | | | | INJURED RESERVE | | | | | | L | 0-24 |
| 09/25 | Chiefs | | | | | | | INJURED RESERVE | | | | | | W | 20-17 |
| 10/02 | Titans | | | | | | | INJURED RESERVE | | | | | | L | 17-24 |
| 10/06 | at Broncos | | | | | | | INJURED RESERVE | | | | | | W | 12-9+ |
| 10/16 | Jaguars | | | | | | | INJURED RESERVE | | | | | | W | 34-27 |
| 10/23 | at Titans | | | | | | | INJURED RESERVE | | | | | | L | 10-19 |
| 10/30 | Commanders | | | | | | | INJURED RESERVE | | | | | | L | 16-17 |
| 11/06 | at Patriots | | | | | | | INJURED RESERVE | | | | | | L | 3-26 |
| 11/13 | at Raiders | | | | | | | INJURED RESERVE | | | | | | W | 25-20 |
| 11/20 | Eagles | | | | | | | INJURED RESERVE | | | | | | L | 16-17 |
| 11/28 | Steelers | | | | | | | INJURED RESERVE | | | | | | L | 17-24 |
| 12/04 | at Cowboys | | | | | | | INJURED RESERVE | | | | | | L | 19-54 |
| 12/17 | at Vikings | | | | | | | INJURED RESERVE | | | | | | L | 36-39+ |
| 12/26 | Chargers | | | | | | | INJURED RESERVE | | | | | | L | 3-20 |
| 01/01 | at Giants | | | | | | | INJURED RESERVE | | | | | | L | 10-38 |
| 01/08 | Texans | | | | | | | INJURED RESERVE | | | | | | L | 31-32 |
| 2022 TOTALS | | 0-0 | 0 | 0 | 0.0 | 0 | 0 | 0 | 0 | 0.0 | 0 | 0 | 0 | 4-12-1 | |

+ - Overtime

2023 GAME-BY-GAME REGULAR-SEASON STATISTICS (COLTS)

| DATE | OPPONENT | P/S | RECEIVING | | | | | RUSHING | | | | | TD | W/L | SCORE |
|-------------|------------|-----|-----------|------|------|----|----|----------|------|------|----|----|----|-----|--------|
| | | | NO. | YDS. | AVG. | LG | TD | NO. | YDS. | AVG. | LG | TD | | | |
| 09/10 | Jaguars | S | 1 | 20 | 20.0 | 20 | 0 | 0 | 0 | 0.0 | 0 | 0 | 0 | L | 21-31 |
| 09/17 | at Texans | | | | | | | INACTIVE | | | | | | W | 31-20 |
| 09/24 | at Ravens | P | 1 | 11 | 11.0 | 11 | 0 | 0 | 0 | 0.0 | 0 | 0 | 0 | W | 22-19+ |
| 10/01 | Rams | S | 3 | 48 | 16.0 | 22 | 1 | 0 | 0 | 0.0 | 0 | 0 | 0 | L | 23-29+ |
| 10/08 | Titans | S | 2 | 16 | 8.0 | 13 | 0 | 0 | 0 | 0.0 | 0 | 0 | 0 | W | 23-16 |
| 10/15 | at Jaguars | P | 0 | 0 | 0.0 | 0 | 0 | 0 | 0 | 0.0 | 0 | 0 | 0 | L | 20-37 |
| 10/22 | Browns | S | 0 | 0 | 0.0 | 0 | 0 | 0 | 0 | 0.0 | 0 | 0 | 0 | L | 38-39 |
| 2023 TOTALS | | 6-4 | 7 | 95 | 13.6 | 22 | 1 | 0 | 0 | 0.0 | 0 | 0 | 0 | 3-4 | |

+ - Overtime

50 SEGUN OLUBI

LINEBACKER

(SUH-goon uh-LOO-bee)



SEGUN OLUBI: ORIGINALLY SIGNED
TO THE COLTS PRACTICE SQUAD ON
SEPTEMBER 1, 2022.



6-0 • 220 LBS

NFL EXP: 1

(2ND YEAR WITH THE COLTS)

BORN: 11/1/99



COLLEGE:
SAN DIEGO STATE

4TH-AND-SHORT

- In his first season, he appeared in two games with the Colts, but didn't record any statistics.
- Appeared 21 games (seven starts) at San Diego State (2020-21) and recorded 68 tackles (34 solo), 4.0 tackles for loss, 2.0 sacks, two passes defended, one interception returned for a touchdown and two forced fumbles.
- Also played collegiately at Harding University (2019), Saddlebrook College (2018) and College of Idaho (2017).

DOWN THE STRETCH

What is on your bucket list: Visit every state

Do you have a nickname: Goon

What is the best advice you've been given: You control your own reality.

Who is your mentor: David Thornton

Who is your favorite artist: Michael Jackson

What is your favorite childhood food: Rice and dodo

What is your favorite vacation spot: Southern California

Do you have any hidden talents: I speak a little French.

What is one thing you can't live without: God

What are your hobbies off the field: Pilates, hair, yoga, breathing, cars and gaming



@segun_olubi

50 SEGUN OLUBI

LINEBACKER
(SUH-goon uh-LOO-bee)



NFL HIGHLIGHTS

- Has appeared in nine games in two seasons (2022-23) with the Colts and has recorded three tackles (one solo) and three special teams stops.
- He has competed in all seven games in 2023 and has totaled three tackles (one solo) and two special teams stops.
- In 2022, he appeared in two games and tallied one special teams tackle.

COLLEGE HIGHLIGHTS

- Appeared 21 games (seven starts) at San Diego State (2020-21) and recorded 68 tackles (34 solo), 4.0 tackles for loss, 2.0 sacks, two passes defended, one interception returned for a touchdown and two forced fumbles. He also competed at Harding University (2019), Saddlebrook College (2018) and College of Idaho (2017).
- In 2021, he was named a team captain and saw action in 14 games (seven starts) and tallied 53 tackles (29 solo), 3.5 tackles for loss, 2.0 sacks, one pass defended and two forced fumbles. Named to the Mountain West All-Academic team.
- As a senior, he competed in seven games and compiled 15 tackles (five solo), one pass defended and one interception returned for a touchdown. Selected to the Mountain West All-Academic team.
- In 2019 at Harding University, he appeared in all 12 games and tallied 23 tackles (12 solo), 6.5 tackles for loss, 5.5 sacks, one forced fumble and one fumble recovery.
- At Saddlebrook College in 2018, he tallied a team-high 54 tackles, 5.5 tackles for loss, 2.0 sacks, two passes defended and one interception.
- In 2017 at the College of Idaho, he registered 85 tackles (48 solo), 1.5 tackles for loss, half a sack, 10 passes defended, one forced fumble and a blocked kick.

PERSONAL

- Attended Centennial High School in Corona, Calif.
- As a senior, he recorded 38 tackles, one pass defended and one interception and was an all-league selection.
- Also competed in track and field.
- Majored in economics
- Grew up in Corona, Calif.

ADDITIONAL TRANSACTIONS

- Signed by Indianapolis to a reserve/future contract on January 9, 2023.
- Signed to the Colts practice squad on January 2, 2023.
- Signed to the Indianapolis active roster from the practice squad on December 31, 2022.
- Signed to the Colts practice squad on December 27, 2022.
- Signed to the Indianapolis active roster from the practice squad on December 25, 2022.
- Signed to the Colts practice squad on September 1, 2022.
- Waived by the San Francisco 49ers on August 30, 2022.
- Signed by the 49ers as an undrafted free agent on May 13, 2022.

SEGUN OLUBI'S - NFL REGULAR SEASON STATISTICS

| DATE | TEAM | GP | GS | TK | S | A | TACKLES | | | | INTERCEPTIONS | | | | FUMBLES | | | | ST | | MISC | | | |
|--|-------|----|----|----|---|---|---------|-----|-----|-----|---------------|----|-----|----|---------|----|----|----|----|-----|------|---|---|----|
| | | | | | | | TFL | YDS | SK | YDS | QBH | NO | YDS | LG | TD | PD | FF | FR | TD | YDS | TK | S | A | FF |
| 2022 | 49ers | 0 | 0 | 0 | 0 | 0 | 0 | 0 | 0.0 | 0.0 | 0 | 0 | 0 | 0 | 0 | 0 | 0 | 0 | 0 | 0 | 0 | 0 | 0 | |
| Went from San Francisco to Indianapolis. | | | | | | | | | | | | | | | | | | | | | | | | |
| 2022 | Colts | 2 | 0 | 0 | 0 | 0 | 0 | 0 | 0.0 | 0.0 | 0 | 0 | 0 | 0 | 0 | 0 | 0 | 0 | 0 | 1 | 0 | 0 | 0 | |
| 2022 | TOTAL | 2 | 0 | 0 | 0 | 0 | 0 | 0 | 0.0 | 0.0 | 0 | 0 | 0 | 0 | 0 | 0 | 0 | 0 | 0 | 1 | 0 | 0 | 0 | |
| 2023 | Colts | 7 | 0 | 3 | 1 | 2 | 0 | 0 | 0.0 | 0.0 | 0 | 0 | 0 | 0 | 0 | 0 | 0 | 0 | 0 | 2 | 2 | 0 | 0 | |
| TOTALS | | 9 | 0 | 3 | 1 | 2 | 0 | 0 | 0.0 | 0.0 | 0 | 0 | 0 | 0 | 0 | 0 | 0 | 0 | 0 | 3 | 2 | 1 | 0 | |



@segun_olubi



• Overtime

51

KWITY PAYE

DEFENSIVE END

(QWIT-tee PAY)



KWITY PAYE: SELECTED BY THE COLTS IN THE FIRST ROUND (21ST OVERALL) OF THE 2021 NFL DRAFT.



6-3 • 265 LBS

NFL EXP: 3

(3RD YEAR WITH THE COLTS)

BORN: 11/19/98

M COLLEGE:
MICHIGAN

4TH-AND-SHORT

- In his first two seasons, he started 27 games and compiled 77 tackles (48 solo), 13.0 tackles for loss, 10.0 sacks, one pass defended, one forced fumble and three fumble recoveries.
- In 2020, he was selected a team captain and earned Second Team All-Big Ten honors from the media.
- His mother moved their family from the Republic of Guinea to Rhode Island when he was six months old.
- Named the 2016 Rhode Island Gatorade Player of the Year.

DOWN THE STRETCH

What is on your bucket list: I want to go skydiving.

What is the best advice you've been given: If your name is on it, make sure it's the best representation of you.

Who is your mentor: My mom

Who is your favorite artist: J. Cole

What is your favorite vacation spot: South Africa

What is your favorite TV show: "Dexter"

What is your favorite movie: "Friday Night Lights"

What are your pet peeves: Loud chewing, lying, selfishness

What is one thing you can't live without: My phone

Who was your favorite athlete growing up: LeBron James

What are your hobbies off the field: Watch TV shows

 @OfficialKwity

 @kwitypaye



AN IMPROBABLE JOURNEY

Paye's family has gone through a lot for him to have the opportunity to play in the NFL. Paye's mother, Agnes, grew up in Liberia, but when she was 12 years old, a civil war broke out and the area became very unsafe. Her father had his house burned down, and she wasn't able to even check on him because of the war going on. Agnes moved the family when Paye was six months old from the Republic of Guinea to the Lockwood projects in Providence, R.I. Paye started playing football and decided to attend Bishop Hendricken, where former NFL player Will Blackmon played high school football. The only issue was that it was a private school that didn't come cheap, and Agnes would have to work two or even three jobs to cover the expenses. Paye had to convince his mom to let him attend because he felt that if he went there, received good grades and starred on the field, that he would have a good chance to land a scholarship to play football collegiately. Paye made it all worth it, earning Rhode Island's Gatorade Player of the Year award as well as being named Rhode Island's Defensive Player of the Year by *USA Today*. He was a part of four state championship teams en route to earning scholarship offers from many Division I programs, before selecting Michigan. At Michigan, he registered 100 tackles (56 solo), 23.5 tackles for loss and 11.5 sacks, setting him up to be a first-round draft pick. In an interview right after he was drafted, Paye was able to express his gratitude to his mother for helping him get where he is, saying, "She's done working. She's retired."



TUFF (THE UNIFORM FUNDING FOUNDATION)

While in college, one of Paye's teammates, Adam Shibley, had an idea to help under-served youth sports teams. He created the non-profit, TUFF (The Uniform Funding Foundation), that raises money to supply uniforms to youth sports teams that may not have the resources. Paye served as a board member, specifically the multicultural and player relations director throughout college. On draft night, Paye decided to release a 1-of-1 NFT (non-fungible token) that people could bid on with all proceeds going to TUFF. He also signed four pairs of limited-edition Jordan cleats that were up for auction benefiting TUFF.



ALWAYS CARRYING MOTIVATION

Paye is a goal-driven man, and always wants to make sure he is staying focused on the prize. He has achieved the goal of making it to the NFL, but he is far from done. Paye has had the same wallet since sixth grade with a notecard that keeps him motivated. Some of the quotes on it are: "Nothing worth having comes easy," "Nothing will get in the way of me achieving my dreams," "Work hard and take care of my family," "God gives his toughest battles to his strongest soldiers" and "Remember when you wanted what you currently have." He also carries another notecard that includes different things he is thankful for, including his mom, his brothers, his coaches, his teammates, his athletic ability, his education, his close friends, the things he has and then his life. Paye says, "Those keep me grounded, keep me humble and remind me where I came from."



NFL HIGHLIGHTS

- Has started 33 games in three seasons with the Colts (2021-23) and has tallied 96 tackles (61 solo), 17.0 tackles for loss, 13.0 sacks, one pass defended, one forced fumble and five fumble recoveries.
- He has started six games in 2023 and has compiled 19 tackles (13 solo), 4.0 tackles for loss, 3.0 sacks and two fumble recoveries. In Week 1 vs. JAX, he registered four tackles (three solo), 2.0 tackles for loss and 1.0 sack. In Week 2 at HOU, he totaled five tackles (three solo), 1.0 tackle for loss, 1.0 sack and one fumble recovery. In Week 3 at BAL, he tallied three solo tackles, 1.0 tackle for loss, 1.0 sack and one fumble recovery.
- In 2022, he started 12 games and recorded 45 tackles (32 solo), 10.0 tackles for loss, 6.0 sacks and one forced fumble. In Week 1 at Houston, he registered 2.0 sacks for his first multi-sack game. In Week 9 at New England, he registered eight tackles (seven solo) and added 1.0 tackle for loss and 1.0 sack. In Week 13 at Dallas, he registered a single game career-high nine tackles (six solo), 1.0 tackle for loss and 1.0 sack.
- Started 15 games in 2021 and registered 32 tackles (16 solo), 3.0 tackles for loss, 4.0 sacks, one pass defended, one forced fumble and two fumble recoveries. In Week 10 vs. Jacksonville, he tallied one solo tackle, 1.0 tackle for loss and his first-career sack. In Week 11 at Buffalo, he tallied one solo tackle and one strip-sack. In Week 12 vs. Tampa Bay, he recorded two solo tackles, 1.0 tackle for loss and 1.0 sack. He registered at least one sack in three consecutive games to become the first Colts rookie to accomplish that feat since Shaquille Leonard from Weeks 2-4 of 2018. In Week 17 vs. Las Vegas, he tallied three tackles and 1.0 sack.

COLLEGE HIGHLIGHTS

- Appeared in 38 games (20 starts) at Michigan (2017-20) and totaled 100 tackles (56 solo), 23.5 tackles for loss, 11.5 sacks, one pass defended, one forced fumble and one fumble recovery.
- As a senior team captain, he was selected Second Team All-Big Ten by the media after he started all four games he appeared in and registered 16 tackles (12 solo), a team-high 4.0 tackles for loss and 2.0 sacks. He also was named a Senior CLASS Award finalist and earned Academic All-Big Ten honors. Paye was selected as the team's Defensive Lineman of the Week against Minnesota after he started the game and recorded four solo tackles, 3.0 tackles for loss and 2.0 sacks.
- In 2019, he earned Second Team All-Big Ten accolades from the coaches after he started all 12 games and accumulated a single-season career-high 50 tackles (26 solo), a team-high 12.5 tackles for loss, 6.5 sacks and one fumble recovery. He was selected as the co-recipient of the Richard Katcher Award (Michigan's best defensive lineman or outside linebacker) along with Aidan Hutchinson. Paye earned Academic All-Big Ten accolades. Named the team's Defensive Player of the Week against Rutgers after he started the game and

COLLEGE HIGHLIGHTS CONT...

- tallied six tackles (four solo), 3.5 tackles for loss and 1.5 sacks.
- As a sophomore, he saw action in 13 games (four starts) and registered 29 tackles (18 solo), 5.5 tackles for loss, 2.0 sacks, one pass defended and one forced fumble. He was named the team's Defensive Lineman of the Week for his performances at Northwestern, vs. Maryland and vs. Indiana. Started against Northwestern and accumulated four solo tackles, 2.0 tackles for loss and 2.0 sacks. Paye garnered Academic All-Big Ten honors.
- In 2017, he appeared in nine games and tallied five tackles, 1.5 tackles for loss and 1.0 sack. Registered three tackles, 1.0 tackle for loss and his first-career sack at Penn State.

PERSONAL

- Attended Bishop Hendricken High School in Warwick, R.I. and was rated the No.1 player coming out of the state by ESPN.
- As a senior, he was named the 2016 Rhode Island Gatorade Player of the Year after he led the team to their seventh-consecutive state title and tallied 65 tackles, 12.0 tackles for loss and 4.5 sacks. He also registered 651 rushing yards and 13 touchdowns at running back.
- In 2016, he was named the *USA Today* Rhode Island Defensive Player of the Year.
- As a senior, he earned Under Armour All-America accolades.
- As a junior, he recorded 54 tackles and 3.5 sacks.
- Also competed in track and was a state champion in the long jump and part of the state champion 4x100 relay team.
- Participated in the NFL's My Cause My Cleats initiative and represented TUFF (The Uniform Funding Foundation) in 2021 and 2022.
- Born in the Republic of Guinea and moved to Rhode Island when he was six months old.
- His brother, Komotay Koffie, was a defensive back at Northern Colorado and New Mexico State (2017-19).
- Majored in Afro-American and African studies.
- First name is pronounced QWIT-tee.
- Last name is pronounced PAY.
- Grew up in Providence, R.I.



KWITY PAYE'S - NFL REGULAR SEASON STATISTICS

| DATE | TEAM | GP | GS | TACKLES | | | | | | | | INTERCEPTIONS | | | | | | FUMBLES | | | | | ST | | | | MISC | | |
|--------|-------|----|----|---------|----|----|-----|-----|------|------|-----|---------------|-----|----|----|----|----|---------|----|-----|----|---|----|----|----|---|------|----|----|
| | | | | TK | S | A | TFL | YDS | SK | YDS | QBH | NO | YDS | LG | TD | PD | FF | FR | TD | YDS | TK | S | A | FF | FR | S | A | FF | FR |
| 2021 | Colts | 15 | 15 | 32 | 16 | 16 | 3 | 11 | 4.0 | 23.0 | 10 | 0 | 0 | 0 | 0 | 1 | 1 | 2 | 0 | 0 | 0 | 0 | 0 | 0 | 0 | 0 | 0 | 0 | 0 |
| 2022 | Colts | 12 | 12 | 45 | 32 | 13 | 10 | 39 | 6.0 | 35.0 | 10 | 0 | 0 | 0 | 0 | 0 | 0 | 1 | 0 | 0 | 0 | 0 | 0 | 0 | 0 | 0 | 0 | 0 | |
| 2023 | Colts | 6 | 6 | 19 | 13 | 6 | 4 | 20 | 3.0 | 19.0 | 4 | 0 | 0 | 0 | 0 | 0 | 0 | 2 | 0 | 0 | 0 | 0 | 0 | 0 | 0 | 0 | 0 | 0 | |
| TOTALS | | 33 | 33 | 96 | 61 | 35 | 17 | 70 | 13.0 | 77.0 | 24 | 0 | 0 | 0 | 0 | 1 | 1 | 5 | 0 | 0 | 0 | 0 | 0 | 0 | 0 | 0 | 0 | 0 | |

SINGLE-GAME HIGHS: DEFENSIVE

| | | | |
|-----------------|---|-------------------|--|
| Total Tackles | 9 at Dallas Cowboys, Dec 04, 2022 | Forced Fumbles | 1 at Buffalo Bills, Nov 21, 2021 |
| | 8 at New England Patriots, Nov 06, 2022 | Fumble Recoveries | 1 at Baltimore Ravens, Sep 24, 2023 |
| | 7 at Houston Texans, Sep 11, 2022 | | ...4 more at 1. |
| Solo Tackles | 7 at New England Patriots, Nov 06, 2022 | Tackles For Loss | 2 vs. Jacksonville Jaguars, Sep 10, 2023 |
| | 6 at Dallas Cowboys, Dec 04, 2022 | | ...2 more at 2. |
| | ...1 more at 6. | | |
| Sacks | 2.0 at Houston Texans, Sep 11, 2022 | | |
| | 1.0 at Baltimore Ravens, Sep 24, 2023 | | |
| | ...10 more at 1.0. | | |
| Passes Defensed | 1 vs. New York Jets, Nov 04, 2021 | | |

2021 GAME-BY-GAME REGULAR-SEASON STATISTICS (COLTS)

| DATE | OPPONENT | P/S | TACKLES | | | | | | | | INTERCEPTIONS | | | | | | FUMBLES | | | ST | | | | MISC | | | W/L | SCORE | |
|-------------|--------------|-----|---------|----|----|-----|-----|------|-----|-----|---------------|-----|----|----|----|----|---------|----|-----|----|---|---|----|------|---|---|-----|--------|-------|
| | | | TK | S | A | SK | YDS | TFL | YDS | QBH | NO | YDS | LG | TD | PD | FF | FR | TD | YDS | TK | S | A | FF | FR | S | A | | | FF |
| 09/12 | Seahawks | S | 3 | 2 | 1 | 0.0 | 0.0 | 1 | 3 | 0 | 0 | 0 | 0 | 0 | 0 | 1 | 0 | 0 | 0 | 0 | 0 | 0 | 0 | 0 | 0 | 0 | 0 | L | 16-28 |
| 09/19 | Rams | S | 5 | 4 | 1 | 0.0 | 0.0 | 0 | 0 | 0 | 0 | 0 | 0 | 0 | 0 | 0 | 0 | 0 | 0 | 0 | 0 | 0 | 0 | 0 | 0 | 0 | L | 24-27 | |
| 09/26 | at Titans | S | 0 | 0 | 0 | 0.0 | 0.0 | 0 | 0 | 0 | 0 | 0 | 0 | 0 | 0 | 0 | 0 | 0 | 0 | 0 | 0 | 0 | 0 | 0 | 0 | 0 | L | 16-25 | |
| 10/03 | at Dolphins | | | | | | | | | | INACTIVE | | | | | | | | | | | | | | | | W | 27-17 | |
| 10/11 | at Ravens | | | | | | | | | | INACTIVE | | | | | | | | | | | | | | | | L | 25-31+ | |
| 10/17 | Texans | S | 1 | 1 | 0 | 0.0 | 0.0 | 0 | 0 | 0 | 0 | 0 | 0 | 0 | 0 | 0 | 0 | 0 | 0 | 0 | 0 | 0 | 0 | 0 | 0 | 0 | W | 31-3 | |
| 10/24 | at 49ers | S | 4 | 1 | 3 | 0.0 | 0.0 | 0 | 0 | 0 | 0 | 0 | 0 | 0 | 0 | 1 | 0 | 0 | 0 | 0 | 0 | 0 | 0 | 0 | 0 | 0 | W | 30-18 | |
| 10/31 | Titans | S | 1 | 0 | 1 | 0.0 | 0.0 | 0 | 0 | 0 | 0 | 0 | 0 | 0 | 0 | 0 | 0 | 0 | 0 | 0 | 0 | 0 | 0 | 0 | 0 | 0 | L | 31-34+ | |
| 11/04 | Jets | S | 2 | 1 | 1 | 0.0 | 0.0 | 0 | 0 | 2 | 0 | 0 | 0 | 0 | 1 | 0 | 0 | 0 | 0 | 0 | 0 | 0 | 0 | 0 | 0 | 0 | W | 45-30 | |
| 11/14 | Jaguars | S | 1 | 1 | 0 | 1.0 | 6.0 | 1 | 6 | 3 | 0 | 0 | 0 | 0 | 0 | 0 | 0 | 0 | 0 | 0 | 0 | 0 | 0 | 0 | 0 | 0 | W | 23-17 | |
| 11/21 | at Bills | S | 1 | 1 | 0 | 1.0 | 8.0 | 0 | 0 | 0 | 0 | 0 | 0 | 0 | 0 | 1 | 0 | 0 | 0 | 0 | 0 | 0 | 0 | 0 | 0 | 0 | W | 41-15 | |
| 11/28 | Buccaneers | S | 2 | 2 | 0 | 1.0 | 2.0 | 1 | 2 | 1 | 0 | 0 | 0 | 0 | 0 | 0 | 0 | 0 | 0 | 0 | 0 | 0 | 0 | 0 | 0 | 0 | L | 31-38 | |
| 12/05 | at Texans | S | 2 | 1 | 1 | 0.0 | 0.0 | 0 | 0 | 1 | 0 | 0 | 0 | 0 | 0 | 0 | 0 | 0 | 0 | 0 | 0 | 0 | 0 | 0 | 0 | 0 | W | 31-0 | |
| 12/18 | Patriots | S | 1 | 0 | 1 | 0.0 | 0.0 | 0 | 0 | 1 | 0 | 0 | 0 | 0 | 0 | 0 | 0 | 0 | 0 | 0 | 0 | 0 | 0 | 0 | 0 | 0 | W | 27-17 | |
| 12/25 | at Cardinals | S | 1 | 1 | 0 | 0.0 | 0.0 | 0 | 0 | 0 | 0 | 0 | 0 | 0 | 0 | 0 | 0 | 0 | 0 | 0 | 0 | 0 | 0 | 0 | 0 | 0 | W | 22-16 | |
| 01/02 | Raiders | S | 3 | 0 | 3 | 1.0 | 7.0 | 0 | 0 | 2 | 0 | 0 | 0 | 0 | 0 | 0 | 0 | 0 | 0 | 0 | 0 | 0 | 0 | 0 | 0 | 0 | L | 20-23 | |
| 01/09 | at Jaguars | S | 5 | 1 | 4 | 0.0 | 0.0 | 0 | 0 | 0 | 0 | 0 | 0 | 0 | 0 | 0 | 0 | 0 | 0 | 0 | 0 | 0 | 0 | 0 | 0 | 0 | L | 11-26 | |
| 2021 TOTALS | | | 15-15 | 32 | 16 | 16 | 4.0 | 23.0 | 3 | 11 | 10 | 0 | 0 | 0 | 0 | 1 | 1 | 2 | 0 | 0 | 0 | 0 | 0 | 0 | 0 | 0 | 0 | 9-8 | |

+ - Overtime



2022 GAME-BY-GAME REGULAR-SEASON STATISTICS (COLTS)

| DATE | OPPONENT | P/S | TACKLES | | | | | | | | INTERCEPTIONS | | | | FUMBLES | | | | ST | | | | MISC | | W/L | SCORE | | |
|-------------|-------------|-----|---------|----|----|-----|------|------|-----|-----|---------------|-----|----|----|---------|----|----|----|-----|----|---|---|------|----|-----|-------|--------|---|
| | | | TK | S | A | SK | YDS | TFL | YDS | QBH | NO | YDS | LG | TD | PD | FF | FR | TD | YDS | TK | S | A | FF | FR | | | S | A |
| 09/11 | at Texans | S | 7 | 6 | 1 | 2.0 | 11.0 | 2 | 11 | 2 | 0 | 0 | 0 | 0 | 0 | 0 | 0 | 0 | 0 | 0 | 0 | 0 | 0 | 0 | 0 | T | 20-20 | |
| 09/18 | at Jaguars | S | 3 | 2 | 1 | 0.0 | 0.0 | 1 | 1 | 0 | 0 | 0 | 0 | 0 | 0 | 0 | 0 | 0 | 0 | 0 | 0 | 0 | 0 | 0 | 0 | L | 0-24 | |
| 09/25 | Chiefs | S | 3 | 3 | 0 | 0.0 | 0.0 | 1 | 1 | 0 | 0 | 0 | 0 | 0 | 0 | 0 | 0 | 0 | 0 | 0 | 0 | 0 | 0 | 0 | 0 | W | 20-17 | |
| 10/02 | Titans | S | 3 | 1 | 2 | 1.0 | 9.0 | 1 | 9 | 2 | 0 | 0 | 0 | 0 | 0 | 0 | 0 | 0 | 0 | 0 | 0 | 0 | 0 | 0 | 0 | L | 17-24 | |
| 10/06 | at Broncos | S | 0 | 0 | 0 | 0.0 | 0.0 | 0 | 0 | 1 | 0 | 0 | 0 | 0 | 0 | 0 | 0 | 0 | 0 | 0 | 0 | 0 | 0 | 0 | 0 | W | 12-9+ | |
| 10/16 | Jaguars | | | | | | | | | | INACTIVE | | | | | | | | | | | | | | | W | 34-27 | |
| 10/23 | at Titans | | | | | | | | | | INACTIVE | | | | | | | | | | | | | | | L | 10-19 | |
| 10/30 | Commanders | | | | | | | | | | INACTIVE | | | | | | | | | | | | | | | L | 16-17 | |
| 11/06 | at Patriots | S | 8 | 7 | 1 | 1.0 | 6.0 | 1 | 6 | 1 | 0 | 0 | 0 | 0 | 0 | 0 | 0 | 0 | 0 | 0 | 0 | 0 | 0 | 0 | 0 | L | 3-26 | |
| 11/13 | at Raiders | S | 0 | 0 | 0 | 0.0 | 0.0 | 0 | 0 | 0 | 0 | 0 | 0 | 0 | 0 | 0 | 0 | 0 | 0 | 0 | 0 | 0 | 0 | 0 | 0 | W | 25-20 | |
| 11/20 | Eagles | | | | | | | | | | INACTIVE | | | | | | | | | | | | | | | L | 16-17 | |
| 11/28 | Steelers | | | | | | | | | | INACTIVE | | | | | | | | | | | | | | | L | 17-24 | |
| 12/04 | at Cowboys | S | 9 | 6 | 3 | 1.0 | 5.0 | 1 | 5 | 1 | 0 | 0 | 0 | 0 | 0 | 0 | 0 | 0 | 0 | 0 | 0 | 0 | 0 | 0 | 0 | L | 19-54 | |
| 12/17 | at Vikings | S | 6 | 5 | 1 | 1.0 | 4.0 | 2 | 5 | 2 | 0 | 0 | 0 | 0 | 0 | 0 | 0 | 0 | 0 | 0 | 0 | 0 | 0 | 0 | 0 | L | 36-39+ | |
| 12/26 | Chargers | S | 3 | 1 | 2 | 0.0 | 0.0 | 1 | 1 | 1 | 0 | 0 | 0 | 0 | 0 | 0 | 1 | 0 | 0 | 0 | 0 | 0 | 0 | 0 | 0 | L | 3-20 | |
| 01/01 | at Giants | S | 2 | 1 | 1 | 0.0 | 0.0 | 0 | 0 | 0 | 0 | 0 | 0 | 0 | 0 | 0 | 0 | 0 | 0 | 0 | 0 | 0 | 0 | 0 | 0 | L | 10-38 | |
| 01/08 | Texans | S | 1 | 0 | 1 | 0.0 | 0.0 | 0 | 0 | 0 | 0 | 0 | 0 | 0 | 0 | 0 | 0 | 0 | 0 | 0 | 0 | 0 | 0 | 0 | 0 | L | 31-32 | |
| 2022 TOTALS | | | 12-12 | 45 | 32 | 13 | 6.0 | 35.0 | 10 | 39 | 10 | 0 | 0 | 0 | 0 | 0 | 1 | 0 | 0 | 0 | 0 | 0 | 0 | 0 | 0 | 0 | 4-12-1 | |

+ - Overtime

2023 GAME-BY-GAME REGULAR-SEASON STATISTICS (COLTS)

| DATE | OPPONENT | P/S | TACKLES | | | | | | | INTERCEPTIONS | | | | | FUMBLES | | | ST | | | | MISC | | W/L | SCORE | | |
|-------------|------------|-----|---------|----|----|-----|------|------|-----|---------------|----------|-----|----|----|---------|----|----|----|-----|----|---|------|----|-----|-------|-----|--------|
| | | | TK | S | A | SK | YDS | TFL | YDS | QBH | NO | YDS | LG | TD | PD | FF | FR | TD | YDS | TK | S | A | FF | | | FR | S |
| 09/10 | Jaguars | S | 4 | 3 | 1 | 1.0 | 3.0 | 2 | 4 | 1 | 0 | 0 | 0 | 0 | 0 | 0 | 0 | 0 | 0 | 0 | 0 | 0 | 0 | 0 | 0 | L | 21-31 |
| 09/17 | at Texans | S | 5 | 3 | 2 | 1.0 | 6.0 | 1 | 6 | 1 | 0 | 0 | 0 | 0 | 0 | 0 | 1 | 0 | 0 | 0 | 0 | 0 | 0 | 0 | 0 | W | 31-20 |
| 09/24 | at Ravens | S | 3 | 3 | 0 | 1.0 | 10.0 | 1 | 10 | 1 | 0 | 0 | 0 | 0 | 0 | 0 | 1 | 0 | 0 | 0 | 0 | 0 | 0 | 0 | 0 | W | 22-19 |
| 10/01 | Rams | S | 0 | 0 | 0 | 0.0 | 0.0 | 0 | 0 | 0 | 1 | 0 | 0 | 0 | 0 | 0 | 0 | 0 | 0 | 0 | 0 | 0 | 0 | 0 | 0 | L | 23-29+ |
| 10/08 | Titans | | | | | | | | | | INACTIVE | | | | | | | | | | | | | | | W | 23-16 |
| 10/15 | at Jaguars | S | 2 | 0 | 2 | 0.0 | 0.0 | 0 | 0 | 0 | 0 | 0 | 0 | 0 | 0 | 0 | 0 | 0 | 0 | 0 | 0 | 0 | 0 | 0 | 0 | L | 20-37 |
| 10/22 | Browns | S | 5 | 4 | 1 | 0.0 | 0.0 | 0 | 0 | 0 | 0 | 0 | 0 | 0 | 0 | 0 | 0 | 0 | 0 | 0 | 0 | 0 | 0 | 0 | 0 | L | 38-39 |
| 2023 TOTALS | | | 6-6 | 19 | 13 | 6 | 3.0 | 19.0 | 4 | 20 | 4 | 0 | 0 | 0 | 0 | 0 | 2 | 0 | 0 | 0 | 0 | 0 | 0 | 0 | 0 | 3-4 | |

+ - Overtime

14

ALEC PIERCE

WIDE RECEIVER



ALEC PIERCE: SELECTED BY THE COLTS IN THE SECOND ROUND (53RD OVERALL) OF THE 2022 NFL DRAFT.



6-3 • 211 LBS

NFL EXP: 2

(2ND YEAR WITH THE COLTS)

BORN: 5/2/00

COLLEGE:
CINCINNATI

4TH-AND-SHORT

- In his rookie season, he appeared in 16 games (12 starts) and recorded 41 receptions for 593 yards and two touchdowns.
- Finished his rookie season with 593 yards, which was the most by a Colts rookie since T.Y. Hilton in 2012 (861).
- Finished ninth in Cincinnati history in career receiving yards.
- Earned Second Team All-AAC honors in 2021.
- Graduated with a degree in mechanical engineering in 3.5 years.

DOWN THE STRETCH

What is on your bucket list: See all seven continents.

Do you have any pets: I have a dog at home, her name is Misty.

What is the best advice you've been given: Good things come to those that work.

Who was your favorite athlete growing up: Usain Bolt

Do you have any hidden talents: I'm very good at math.

What is your favorite food: Buffalo chicken wings

What are your hobbies off the field: I enjoy golfing, watching TV and playing video games.

X @alecpierce



@alecpierce



FAMILY OF ATHLETES

Growing up in Glen Ellyn, Ill., the Pierces were known around town for being a family full of athletes. It's not everyday that one household has five Division I athletes under the same roof. His parents were both student-athletes at Northwestern, where the couple met. Greg played football, while Stephanie was a standout volleyball player. The couple had three kids, Justin, Alec and Caden. Justin led the way with playing basketball at William & Mary before he played his last season at North Carolina. He currently plays professional basketball overseas in Europe. Caden plays basketball at Princeton and helped the team reach the Sweet 16 in 2023.

NFL HIGHLIGHTS

- He has played in 22 games (18 starts) in two seasons with the Colts (2022-23) and has recorded 52 receptions for 742 yards and two touchdowns.
- Has started all six games in 2023 and has totaled 11 receptions for 149 yards. In Week 3 at BAL, he caught three passes for 43 yards.
- In 2022, he appeared in 16 games (12 starts) and tallied 41 receptions for 593 yards and two touchdowns. In Week 13 at Dallas, he led the team in receiving with four receptions for 86 yards and one touchdown. In Week 18 vs. Houston, he compiled three receptions for 42 yards. He finished the season with 593 yards, which is the most by a Colts rookie since T.Y. Hilton in 2012 (861). Pierce finished sixth in the NFL among rookies in receiving yards (593).

COLLEGE HIGHLIGHTS

- Appeared in 45 games (30 starts) at Cincinnati (2018-21) and compiled 106 receptions for 1,851 yards (17.5 avg.) and 13 touchdowns. He finished ninth in Cincinnati history in career receiving yards.
- As a team captain in 2021, he earned Second Team All-AAC honors after he played in all 14 games (13 starts) and led the team in receiving with 52 receptions for 884 yards (17.0 avg.) and eight touchdowns. Became Cincinnati's first CoSIDA Academic All-America First Team honoree since 1997. Also was a CoSIDA Academic All-District honoree. Registered three 100-yard receiving games against East Carolina (136), Tulsa (113) and Notre Dame (144).
- As a junior, he appeared in six games (four starts) and tallied 17 receptions for 315 yards (18.5 avg.) and three touchdowns. He missed four games due to injury. He led the team in yards per reception. Compiled five receptions for 146 yards and one touchdown in Cincinnati's win over No. 20 Tulsa in the AAC Championship game. His receiving yardage total was a single-game career high.
- In 2019, he played in all 14 games (13 starts) and registered 37 receptions for 652 yards (17.6 avg.) and two touchdowns. He led the team in receiving yards and receiving average. Named to the AAC All-Academic Team.

COLLEGE HIGHLIGHTS CONT...

- As a true freshman, he saw action in 11 games. Appearing mostly on special teams, he finished with six tackles and briefly practiced at linebacker in preparation for the Military Bowl against Virginia Tech.

PERSONAL

- Attended Glenbard West (Ill.) High School, where he helped the team to a West Suburban Silver Conference Championship as a two-way player.
- Named a three-star prospect and the No. 24 player in the state of Illinois by *247Sports*.
- In 2017, he was an Illinois High School Football Coaches Association (IHSFCA) Class 8A selection, earned a spot on the DuPage County All-Area Team and the Suburban Life All-Area team, MVP of the West Suburban Silver and a first team all-league selection after he recorded 25 receptions for 372 yards and five touchdowns in addition to 3.0 sacks and four interceptions. He also returned punts.
- In 2016, he was part of the team's state semifinal squad. Also earned Illinois High School Football Coaches Association First Team All-State Class 8A honors, DuPage County football All-Area team accolades and All-West Suburban Silver honors after averaging nearly 30 yards on 28 catches and recording seven touchdowns.
- Also played volleyball, basketball and ran track.
- Graduated with a degree in mechanical engineering in 3.5 years.
- His father, Greg, played football at Northwestern and his mother, Stephanie, played volleyball at Northwestern. His brother, Justin, played basketball at William & Mary and North Carolina. His younger brother, Caden, plays basketball at Princeton.



ALEC PIERCE'S - NFL REGULAR SEASON STATISTICS

| DATE | TEAM | GP | GS | RECEIVING | | | | TD | RUSHING | | | | |
|--------|-------|----|----|-----------|------|------|----|----|---------|------|------|----|----|
| | | | | NO. | YDS. | AVG. | LG | | NO. | YDS. | AVG. | LG | TD |
| 2022 | Colts | 16 | 12 | 41 | 593 | 14.5 | 47 | 2 | 0 | 0 | 0.0 | 0 | 0 |
| 2023 | Colts | 7 | 7 | 14 | 202 | 14.4 | 38 | 0 | 0 | 0 | 0.0 | 0 | 0 |
| TOTALS | | 23 | 19 | 55 | 795 | 14.5 | 47 | 2 | 0 | 0 | 0.0 | 0 | 0 |

ALEC PIERCE'S - NFL REGULAR SEASON STATISTICS

| | | KICKOFF RETURNS | | | | | PUNT RETURNS | | | | | |
|--------|-------|-----------------|------|------|----|----|--------------|----|------|------|----|----|
| DATE | TEAM | RET. | YDS. | AVG. | LG | TD | NO. | FC | YDS. | AVG. | LG | TD |
| 2022 | Colts | 0 | 0 | 0.0 | 0 | 0 | 0 | 0 | 0 | 0.0 | 0 | 0 |
| 2023 | Colts | 0 | 0 | 0.0 | 0 | 0 | 0 | 0 | 0 | 0.0 | 0 | 0 |
| TOTALS | | 0 | 0 | 0.0 | 0 | 0 | 0 | 0 | 0 | 0.0 | 0 | 0 |

SINGLE-GAME HIGHS: RECEIVING

| | | | |
|--------------------|---|-------------------|---|
| Receptions | 8 at Denver Broncos, Oct 06, 2022 4 at Dallas Cowboys, Dec 04, 2022 ...1 more at 4. | Receiving TDs | 1 at Dallas Cowboys, Dec 04, 2022 ...1 more at 1. |
| Receiving Yards | 86 at Dallas Cowboys, Dec 04, 2022 81 at Denver Broncos, Oct 06, 2022 80 vs. Tennessee Titans, Oct 02, 2022 | All-Purpose Yards | 86 at Dallas Cowboys, Dec 04, 2022 81 at Denver Broncos, Oct 06, 2022 80 vs. Tennessee Titans, Oct 02, 2022 |
| Receiving Average | 21.7 vs. Washington Commanders, Oct 30, 2022 21.5 at Dallas Cowboys, Dec 04, 2022 20.3 vs. Kansas City Chiefs, Sep 25, 2022 | Most TDs | 1 at Dallas Cowboys, Dec 04, 2022 ...1 more at 1. |
| Longest Receptions | 47 vs. Washington Commanders, Oct 30, 2022 45 at Dallas Cowboys, Dec 04, 2022 44 vs. Tennessee Titans, Oct 02, 2022 | | |

2022 GAME-BY-GAME REGULAR-SEASON STATISTICS (COLTS)

| DATE | OPPONENT | P/S | RECEIVING | | | | | RUSHING | | | | | TD | W/L/T | SCORE |
|-------------|-------------|-------|-----------|------|------|-----|----|------------------|------|------|----|----|----|--------|--------|
| | | | NO. | YDS. | AVG. | LG | TD | NO. | YDS. | AVG. | LG | TD | | | |
| 09/11 | at Texans | S | 0 | 0 | 0.0 | 0 | 0 | 0 | 0 | 0.0 | 0 | 0 | T | | 20-20 |
| 09/18 | at Jaguars | | | | | | | ON INACTIVE LIST | | | | | | | 0-24 |
| 09/25 | Chiefs | P | 3 | 61 | 20.3 | 30 | 0 | 0 | 0 | 0.0 | 0 | 0 | W | | 20-17 |
| 10/02 | Titans | S | 4 | 80 | 20.0 | 44 | 0 | 0 | 0 | 0.0 | 0 | 0 | L | | 17-24 |
| 10/06 | at Broncos | S | 8 | 81 | 10.1 | 17 | 0 | 0 | 0 | 0.0 | 0 | 0 | W | | 12-9+ |
| 10/16 | Jaguars | S | 3 | 49 | 16.3 | 32t | 1 | 0 | 0 | 0.0 | 0 | 0 | W | | 34-27 |
| 10/23 | at Titans | S | 3 | 37 | 12.3 | 20 | 0 | 0 | 0 | 0.0 | 0 | 0 | L | | 10-19 |
| 10/30 | Commanders | S | 3 | 65 | 21.7 | 47 | 0 | 0 | 0 | 0.0 | 0 | 0 | L | | 16-17 |
| 11/06 | at Patriots | S | 1 | 23 | 23.0 | 23 | 0 | 0 | 0 | 0.0 | 0 | 0 | L | | 3-26 |
| 11/13 | at Raiders | P | 0 | 0 | 0.0 | 0 | 0 | 0 | 0 | 0.0 | 0 | 0 | W | | 25-20 |
| 11/20 | Eagles | P | 3 | 28 | 9.3 | 17 | 0 | 0 | 0 | 0.0 | 0 | 0 | L | | 16-17 |
| 11/28 | Steelers | S | 0 | 0 | 0.0 | 0 | 0 | 0 | 0 | 0.0 | 0 | 0 | L | | 17-24 |
| 12/04 | at Cowboys | S | 4 | 86 | 21.5 | 45 | 1 | 0 | 0 | 0.0 | 0 | 0 | L | | 19-54 |
| 12/17 | at Vikings | S | 0 | 0 | 0.0 | 0 | 0 | 0 | 0 | 0.0 | 0 | 0 | L | | 36-39+ |
| 12/26 | Chargers | S | 3 | 26 | 8.7 | 15 | 0 | 0 | 0 | 0.0 | 0 | 0 | L | | 3-20 |
| 01/01 | at Giants | P | 3 | 15 | 5.0 | 10 | 0 | 0 | 0 | 0.0 | 0 | 0 | L | | 10-38 |
| 01/08 | Texans | S | 3 | 42 | 14.0 | 18 | 0 | 0 | 0 | 0.0 | 0 | 0 | L | | 31-32 |
| 2022 TOTALS | | 16-12 | 41 | 593 | 14.5 | 47 | 2 | 0 | 0 | 0.0 | 0 | 0 | 0 | 4-12-1 | |

+ - Overtime



2023 GAME-BY-GAME REGULAR-SEASON STATISTICS (COLTS)

| DATE | OPPONENT | P/S | RECEIVING | | | | | RUSHING | | | | | W/L | SCORE |
|-------------|------------|-----|-----------|------|------|----|----|---------|------|------|----|----|-----|--------|
| | | | NO. | YDS. | AVG. | LG | TD | NO. | YDS. | AVG. | LG | TD | | |
| 09/10 | Jaguars | S | 1 | 5 | 5.0 | 5 | 0 | 0 | 0 | 0.0 | 0 | 0 | L | 21-31 |
| 09/17 | at Texans | S | 2 | 28 | 14.0 | 20 | 0 | 0 | 0 | 0.0 | 0 | 0 | W | 31-20 |
| 09/24 | at Ravens | S | 3 | 43 | 14.3 | 23 | 0 | 0 | 0 | 0.0 | 0 | 0 | W | 22-19+ |
| 10/01 | Rams | S | 1 | 38 | 38.0 | 38 | 0 | 0 | 0 | 0.0 | 0 | 0 | L | 23-29+ |
| 10/08 | Titans | S | 1 | 10 | 10.0 | 10 | 0 | 0 | 0 | 0.0 | 0 | 0 | W | 23-16 |
| 10/15 | at Jaguars | S | 3 | 25 | 8.3 | 14 | 0 | 0 | 0 | 0.0 | 0 | 0 | L | 20-37 |
| 10/22 | Browns | S | 3 | 53 | 17.7 | 32 | 0 | 0 | 0 | 0.0 | 0 | 0 | L | 38-39 |
| 2023 TOTALS | | 7-7 | 14 | 202 | 14.4 | 38 | 0 | 0 | 0 | 0.0 | 0 | 0 | 3-4 | |

+ - Overtime

11

MICHAEL PITTMAN JR.

WIDE RECEIVER



MICHAEL PITTMAN JR.: SELECTED BY THE COLTS IN THE SECOND ROUND (34TH OVERALL) OF THE 2020 NFL DRAFT.



6-4 • 223 LBS

NFL EXP: 4

(4TH YEAR WITH THE COLTS)

BORN: 10/5/97

COLLEGE:
USC

4TH-AND-SHORT

- In his first three seasons, he tallied 227 receptions for 2,510 yards and 11 touchdowns in 46 games (41 starts).
- In the 2020 AFC Wild Card matchup at Buffalo, he had 90 receiving yards, which were the second-most receiving yards by a Colts player in a playoff game in franchise history.
- His father, Michael, played 11 seasons in the NFL with the Cardinals (1998-2001), Buccaneers (2002-07) and Broncos (2008). He won Super Bowl XXXVII with the Buccaneers.
- Has over 440,000 subscribers and over 100 videos posted on his YouTube channel.

DOWN THE STRETCH

Do you have any pets: I have two cats and one dog.

Do you have any nicknames: Pitt

What is the best advice you've been given: Never be disadvantaged by giving your best effort.

Who is your mentor: My father and coaches

What is your favorite food: Spaghetti

What is your favorite vacation spot: Costa Rica

What is your favorite TV show: "Game of Thrones"

What is your favorite movie: "Lion King"

What are your pet peeves: Driving slow and walking slow

Do you have any hidden talents: Fishing

Who was your favorite athlete growing up: Kobe Bryant

Who was your favorite athlete growing up: Fishing and traveling

X @MikePitt_Jr




@michael_pittman_jr



A FAMILY BUSINESS

Pittman Jr. had a front-row seat to what it takes to make it to the NFL. His father, Michael Pittman Sr., played in the NFL for the Cardinals, Buccaneers and Broncos for a combined 11 seasons and accumulated 5,627 rushing yards and 3,512 receiving yards. He also won Super Bowl XXXVII with the Bucs. Pittman Jr. leaned on his dad for advice throughout his journey to the NFL. "It's just awesome to have him because he's pretty much coached me up my whole life about the NFL, dealing with coaches, locker-room life and basically teaching me to be a football player throughout my whole life," Pittman Jr. said. His dad also always knew he would be a wide receiver. "He predicted that I was going to be a receiver because when I was in high school I played linebacker, I played safety and I played running back. So not until my junior year of high school is when I really started playing wideout. Then my freshman year when I was struggling, he told me that one day that I was going to be one of the top wideouts and I ended up being a finalist for the Biletnikoff."



A YOUTUBE HOBBY

Off the field, Pittman Jr. enjoys creating content for his YouTube channel. He and his wife Kianna, document everything from his path to the draft, pranks with his family as well as moves and endorsement signings. Their account, "Michael and Kianna" has over 440,000 subscribers and over 100 videos posted.

NFL HIGHLIGHTS

- In four seasons with Indianapolis (2020-23), he has appeared in 53 games (48 starts) and has tallied 269 receptions for 2,999 yards and 13 touchdowns as well as 11 carries for 100 yards. Has started one postseason contest and had five receptions for 90 yards.
- He has started all seven games in 2023 and has compiled 42 receptions for 489 yards and two touchdowns. In Week 1 vs. JAX, he passed Bill Brooks (233) for the third-most receptions by a Colts player in their first four seasons with 235. In Week 3 at BAL, he collected nine receptions for 77 yards. He recorded eight receptions in three consecutive games for the first time in his career and is the first Colt to accomplish that feat since Reggie Wayne (Week 16-17 of 2011 and Week 1 of 2012). In

NFL HIGHLIGHTS CONT...

Week 5 vs. TEN, he caught five passes for 52 yards. He passed John Mackey (2,775) for the fifth-most receiving yards by a Colts player in their first four seasons. In Week 6 at JAX, he tallied nine receptions for 109 yards. In Week 7 vs. CLE, he recorded two receptions for 83 yards and a career-long 75-yard touchdown reception. He passed Nyheim Hines (52) for the seventh-longest streak with at least one reception in franchise history.

- In 2022, he started 16 games and recorded 99 receptions for 925 yards and four touchdowns as well as three carries for 30 yards. In Week 1 against Houston, he became the first Colts player to hit at least 100 receiving yards in Week 1 since Reggie Wayne (135) in 2012. In Week 6 vs. Jacksonville, he led the team in receiving with a single-game career-high 13 receptions for 134 yards. It marked his fifth career 100-yard receiving game. In a Colts player's first 35 games, he ranks second all-time in 100-yard receiving games, trailing only T.Y. Hilton (11). He tallied the most receptions by a Colts player in a single game since Reggie Wayne in Week 5 of 2012 vs. Green Bay (13). In Week 11 vs. Philadelphia, he led the team in receiving with six receptions for 75 yards. In Week 12 vs. Pittsburgh, he recorded seven receptions for 61 yards and one touchdown. In Week 17 at New York, he recorded a team-high six receptions for 41 yards and one touchdown.
- Started all 17 games in 2021 and compiled 88 receptions for 1,082 yards and six touchdowns. He also added five carries for 44 yards. Pittman Jr. became just the 10th player in team history to register 1,000 receiving yards in a single season. In Week 2 vs. the Los Angeles Rams, he recorded then-single-game career highs in receptions (eight) and receiving yards (123). His 123 receiving yards were the most by an Indianapolis wide receiver since T.Y. Hilton (138) against the New York Giants in Week 16 of 2018. In Week 5 at Baltimore, he compiled six receptions for 89 yards and one touchdown. He registered four consecutive games with at least six receptions. In Week 7 at San Francisco, he led the team in receiving with four receptions for 105 yards and one touchdown. He had the most receiving yards by a Colt through the first seven games of a season since Hilton in 2017. In Week 8 vs. Tennessee, he tallied then-single-game career highs in receptions (10) and receiving touchdowns (two) while accumulating 86 yards. He became the first Indianapolis wide receiver with two receiving touchdowns in the first quarter since Brandon Stokley on Thanksgiving in 2004 at Detroit (per NFL Research). In Week 17 vs. Las Vegas, he led the team in receiving with six receptions for 47 yards. He reached 1,000 receiving yards for the season. It marked his first career 1,000-yard receiving season. Pittman Jr. joined Hilton as the only players in team history to register 1,000 receiving yards in their second season. It marked the first time Indianapolis has had a 1,000-yard rusher (Jonathan Taylor) and 1,000-yard receiver in the same season since



NFL HIGHLIGHTS CONT...

2016 (Frank Gore, T.Y. Hilton).

- In 2020, he competed in 13 games (eight starts) and tallied 40 receptions for 503 yards and one touchdown as well as three carries for 26 yards. In Week 9 vs. Baltimore, he registered four receptions for a game-high 56 yards. In Week 10 at Tennessee, he recorded then-career-highs in receptions (seven) and receiving yards (101). He became the first Colts' rookie to have 100 receiving yards in a single game since Donte Moncrief in 2014. In Week 11 vs. Green Bay, he led the team in receiving for the second consecutive week with three receptions for 66 yards and his first-career touchdown. He recorded at least 55 receiving yards in three consecutive games and became only the fifth Colts rookie to log 55-plus receiving yards in three consecutive games (Edgerrin James, Marvin Harrison, Andre Rison and Bill Brooks, who did it twice). Started one postseason contest and had five receptions for 90 yards. His 90 yards were the second-most receiving yards by a Colts player in a playoff game in franchise history.

COLLEGE HIGHLIGHTS

- Appeared in 48 games (30 starts) at USC (2016-19) and tallied 171 receptions for 2,519 yards (14.7 avg.) and 19 touchdowns. He had nine 100-yard receiving games in his career and his 171 career receptions rank 12th in school history.
- In 2019, he was a team captain and started all 13 games and totaled 101 receptions for 1,275 yards (12.6 avg.) and 11 touchdowns. He ranked near the top of the nation per game in receptions (fifth), receiving yards (15th) and receiving touchdowns (19th). Among Pac-12 receivers, he ranked in the top three in receptions (first), receiving yards (third) and receiving touchdowns (second). He made the 2019 Associated Press All-America second-team, Football Coaches All-America second-team, Walter Camp All-America second-team and Phil Steele All-America second-team. He was awarded the 2019 Pop Warner College Football Award, which is given to a senior who made an impact on the field, classroom and community. Was a finalist for the Biletnikoff Award and for the Witten Award. Named the team's MVP and also won USC's Community Service Award and Lifters Award. Against Utah, he tallied 10 receptions for a career-high 232 yards and one touchdown. It was the fifth-most receiving yards in a game by a Trojan in school history.
- As a junior, he earned All-Pac-12 honorable mention honors after he recorded 41 receptions for 758 yards (18.5 avg.) and six touchdowns. Also was named to the Phil Steele All-Pac-12 second-team. His yards per reception ranked first in the Pac-12 and ranked 19th nationally and he earned USC's Offensive Perimeter Player of the Year Award.
- In 2017, he saw action in 11 games (six starts) and accumulated 23 receptions for 404 yards (17.6 avg.) and two touchdowns. He also added six tackles, one blocked punt and two punt returns for 90 yards and one

COLLEGE HIGHLIGHTS CONT...

touchdown. Named a First Team All-Pac-12 selection as a special teams player and was selected as USC's Co-Special Teams Player of the Year. Against UCLA, he returned a punt for a 72-yard touchdown and went on to win Pac-12 Special Teams Player of the Week.

- As a true freshman, he appeared in 13 games on offense and special teams and totaled six receptions for 82 yards (13.7). He also tallied two punt returns for 63 yards (31.5 avg.) and four kickoff returns for 31 yards (7.8 avg.). On special teams, he added seven tackles, one forced fumble and a blocked punt.

PERSONAL

- Attended Oaks Christian High School in Westlake Village, Calif. and was named a 2015 Parade First Team All-America and *USA Today's* All-California Offensive Player of the Year.
- As a senior, he played both wide receiver and safety and totaled 81 receptions for 1,990 yards and 24 touchdowns as well as 31 tackles and an interception. Also added 17 kickoff returns for 477 yards and one touchdown.
- As a junior, he was named a Cal-Hi Sports All-State Junior second-team choice, *Los Angeles Daily News* All-Area first-team selection and All-Marmonte League Co-Receiver of the Year after recording 47 receptions for 914 yards and 12 touchdowns.
- His father, Michael, played 11 seasons in the NFL with the Cardinals (1998-2001), Buccaneers (2002-07) and Broncos (2008). He won Super Bowl XXXVII with the Buccaneers.
- His brother, Mycah, is a wide receiver at Florida State. Mycah previously played at the University of Oregon (2019-21). The duo played each other on Nov. 2, 2019 when USC hosted Oregon. Michael (eight receptions for 37 yards) and Mycah (three receptions for 36 yards) each registered a receiving touchdown as the Ducks won, 56-24.
- He was also recruited as a safety and linebacker.
- Participated in the NFL's My Cause My Cleats initiative and represented the National Stuttering Association (2020).
- In 2020, he met with kids virtually from Riley Hospital for Children.
- Majored in sociology at USC.
- Him and his wife, Kianna, have a daughter, Mila, and son, Michael Pittman III.
- A native of Woodland Hills, Calif.





MICHAEL PITTMAN JR.'S - NFL REGULAR SEASON STATISTICS

| DATE | TEAM | GP | GS | RECEIVING | | | | | TD | RUSHING | | | | |
|--------|-------|----|----|-----------|-------|------|-----|----|----|---------|------|------|----|----|
| | | | | NO. | YDS. | AVG. | LG | | | NO. | YDS. | AVG. | LG | TD |
| 2020 | Colts | 13 | 8 | 40 | 503 | 12.6 | 45t | 1 | | 3 | 26 | 8.7 | 21 | 0 |
| 2021 | Colts | 17 | 17 | 88 | 1,082 | 12.3 | 57 | 6 | | 5 | 44 | 8.8 | 25 | 0 |
| 2022 | Colts | 16 | 16 | 99 | 925 | 9.3 | 28 | 4 | | 3 | 30 | 10.0 | 19 | 0 |
| 2023 | Colts | 7 | 7 | 42 | 489 | 11.6 | 75t | 2 | | 0 | 0 | 0.0 | 0 | 0 |
| TOTALS | | 53 | 48 | 269 | 2,999 | 11.1 | 75T | 13 | | 11 | 100 | 9.1 | 25 | 0 |

MICHAEL PITTMAN JR.'S - NFL POSTSEASON STATISTICS

| DATE | TEAM | GP | GS | RECEIVING | | | | | TD | RUSHING | | | | |
|--------|-------|----|----|-----------|------|------|----|---|----|---------|------|------|----|----|
| | | | | NO. | YDS. | AVG. | LG | | | NO. | YDS. | AVG. | LG | TD |
| 2020 | Colts | 1 | 1 | 5 | 90 | 18.0 | 32 | 0 | | 1 | 11 | 11.0 | 11 | 0 |
| TOTALS | | 1 | 1 | 5 | 90 | 18.0 | 32 | 0 | | 1 | 11 | 11.0 | 11 | 0 |

MICHAEL PITTMAN JR.'S - NFL REGULAR SEASON STATISTICS

| KICKOFF RETURNS | | | | | | PUNT RETURNS | | | | | | |
|-----------------|-------|------|------|------|----|--------------|-----|----|------|------|----|----|
| DATE | TEAM | RET. | YDS. | AVG. | LG | TD | NO. | FC | YDS. | AVG. | LG | TD |
| 2020 | Colts | 0 | 0 | 0.0 | 0 | 0 | 0 | 0 | 0 | 0.0 | 0 | 0 |
| 2021 | Colts | 0 | 0 | 0.0 | 0 | 0 | 0 | 0 | 0 | 0.0 | 0 | 0 |
| 2022 | Colts | 0 | 0 | 0.0 | 0 | 0 | 0 | 0 | 0 | 0.0 | 0 | 0 |
| 2023 | Colts | 0 | 0 | 0.0 | 0 | 0 | 0 | 0 | 0 | 0.0 | 0 | 0 |
| TOTALS | | 0 | 0 | 0.0 | 0 | 0 | 0 | 0 | 0 | 0.0 | 0 | 0 |

MICHAEL PITTMAN JR.'S - NFL POSTSEASON STATISTICS

| | | KICKOFF RETURNS | | | | | PUNT RETURNS | | | | | |
|--------|-------|-----------------|------|------|----|----|--------------|----|------|------|----|----|
| DATE | TEAM | RET. | YDS. | AVG. | LG | TD | NO. | FC | YDS. | AVG. | LG | TD |
| 2020 | Colts | 0 | 0 | 0.0 | 0 | 0 | 0 | 0 | 0 | 0.0 | 0 | 0 |
| TOTALS | | 0 | 0 | 0.0 | 0 | 0 | 0 | 0 | 0 | 0.0 | 0 | 0 |

SINGLE-GAME HIGHS: RUSHING/RECEIVING

Rush Attempts 2 at Minnesota Vikings, Dec 17, 2022
...1 more at 2.

Rushing Yards 33 at Houston Texans, Dec 05, 2021
30 at Minnesota Vikings, Dec 17, 2022
21 at Tennessee Titans, Nov 12, 2020
25 at Houston Texans, Dec 05, 2021

Longest Runs 21 at Tennessee Titans, Nov 12, 2020
19 at Minnesota Vikings, Dec 17, 2022
13 vs. Jacksonville Jaguars, Oct 16, 2022
10 at Minnesota Vikings, Dec 17, 2022
...1 more at 10.

Receptions 134 vs. Jacksonville Jaguars, Oct 16, 2022
123 vs. Los Angeles Rams, Sep 19, 2021
121 at Houston Texans, Sep 11, 2022

Receiving Yards 26.3 at San Francisco 49ers, Oct 24, 2021
22.0 vs. Green Bay Packers, Nov 22, 2020
15.4 vs. Los Angeles Rams, Sep 19, 2021

Receiving Average

Longest Receptions 75t vs. Cleveland Browns, Oct 22, 2023
57 at San Francisco 49ers, Oct 24, 2021
45t vs. Green Bay Packers, Nov 22, 2020

Receiving TDs 2 vs. Tennessee Titans, Oct 31, 2021
1 vs. Cleveland Browns, Oct 22, 2023
...10 more at 1.

All-Purpose Yards 134 vs. Jacksonville Jaguars, Oct 16, 2022
123 vs. Los Angeles Rams, Sep 19, 2021
122 at Tennessee Titans, Nov 12, 2020

Most TDs 2 vs. Tennessee Titans, Oct 31, 2021
1 vs. Cleveland Browns, Oct 22, 2023
...10 more at 1.

Miscellaneous Tackles 1 vs. Tampa Bay Buccaneers, Nov 28, 2021
...1 more at 1.



SINGLE-GAME HIGHS - POSTSEASON: RUSHING/RECEIVING

Rush Attempts 1 at Buffalo Bills, Jan 09, 2021
Rushing Yards 11 at Buffalo Bills, Jan 09, 2021
Longest Runs 11 at Buffalo Bills, Jan 09, 2021
Receptions 5 at Buffalo Bills, Jan 09, 2021

Receiving Yards 90 at Buffalo Bills, Jan 09, 2021
Receiving Average 18.0 at Buffalo Bills, Jan 09, 2021
Longest Receptions 32 at Buffalo Bills, Jan 09, 2021
 31 at Buffalo Bills, Jan 09, 2021
 22 at Buffalo Bills, Jan 09, 2021
All-Purpose Yards 101 at Buffalo Bills, Jan 09, 2021

100-YARD RECEIVING GAMES (6): REGULAR SEASON

| DATE | TEAM | NO. | YDS. | AVG. | LG | TD |
|----------|------------|-----|------|------|----|----|
| 11/12/20 | at Titans | 7 | 101 | 14.4 | 40 | 0 |
| 09/19/21 | RAMS | 8 | 123 | 15.4 | 42 | 0 |
| 10/24/21 | at 49ers | 4 | 105 | 26.3 | 57 | 1 |
| 09/11/22 | at Texans | 9 | 121 | 13.4 | 28 | 1 |
| 10/16/22 | JAGUARS | 13 | 134 | 10.3 | 20 | 0 |
| 10/15/23 | at Jaguars | 9 | 109 | 12.1 | 40 | 0 |

2020 GAME-BY-GAME REGULAR-SEASON STATISTICS (COLTS)

| | | | RECEIVING | | | | | RUSHING | | | | | | |
|--------------|-------------|------|-----------|------|------|-----|----|---------|------|------|----|----|------|--------|
| DATE | OPPONENT | P/S | NO. | YDS. | AVG. | LG | TD | NO. | YDS. | AVG. | LG | TD | W/L | SCORE |
| 09/13 | at Jaguars | P | 2 | 10 | 5.0 | 5 | 0 | 0 | 0 | 0.0 | 0 | 0 | L | 20-27 |
| 09/20 | Vikings | P | 4 | 37 | 9.3 | 16 | 0 | 0 | 0 | 0.0 | 0 | 0 | W | 28-11 |
| 09/27 | Jets | S | 3 | 26 | 8.7 | 13 | 0 | 0 | 0 | 0.0 | 0 | 0 | W | 36-7 |
| 10/04 | at Bears | | | | | | | | | | | | W | 19-11 |
| 10/11 | at Browns | | | | | | | | | | | | L | 23-32 |
| 10/18 | Bengals | | | | | | | | | | | | W | 31-27 |
| 11/01 | at Lions | P | 1 | 6 | 6.0 | 6 | 0 | 0 | 0 | 0.0 | 0 | 0 | W | 41-21 |
| 11/08 | Ravens | S | 4 | 56 | 14.0 | 18 | 0 | 0 | 0 | 0.0 | 0 | 0 | L | 10-24 |
| 11/12 | at Titans | S | 7 | 101 | 14.4 | 40 | 0 | 1 | 21 | 21.0 | 21 | 0 | W | 34-17 |
| 11/22 | Packers | S | 3 | 66 | 22.0 | 45t | 1 | 0 | 0 | 0.0 | 0 | 0 | W | 34-31+ |
| 11/29 | Titans | S | 2 | 28 | 14.0 | 14 | 0 | 0 | 0 | 0.0 | 0 | 0 | L | 26-45 |
| 12/06 | at Texans | P | 5 | 46 | 9.2 | 13 | 0 | 0 | 0 | 0.0 | 0 | 0 | W | 26-20 |
| 12/13 | at Raiders | P | 2 | 42 | 21.0 | 23 | 0 | 1 | 3 | 3.0 | 3 | 0 | W | 44-27 |
| 12/20 | Texans | S | 2 | 19 | 9.5 | 13 | 0 | 0 | 0 | 0.0 | 0 | 0 | W | 27-20 |
| 12/27 | at Steelers | S | 3 | 38 | 12.7 | 26 | 0 | 0 | 0 | 0.0 | 0 | 0 | L | 24-28 |
| 01/03 | Jaguars | S | 2 | 28 | 14.0 | 15 | 0 | 1 | 2 | 2.0 | 2 | 0 | W | 28-14 |
| 2020 TOTALS | | 13-8 | 40 | 503 | 12.6 | 45T | 1 | 3 | 26 | 8.7 | 21 | 0 | 11-5 | |
| + - Overtime | | | | | | | | | | | | | | |

+ - Overtime

2021 GAME-BY-GAME REGULAR-SEASON STATISTICS (COLTS)

| DATE | OPPONENT | P/S | RECEIVING | | | | | RUSHING | | | | | W/L | SCORE |
|-------------|--------------|-------|-----------|-------|------|-----|----|---------|------|------|----|----|-----|--------|
| | | | NO. | YDS. | AVG. | LG | TD | NO. | YDS. | AVG. | LG | TD | | |
| 09/12 | Seahawks | S | 3 | 29 | 9.7 | 14 | 0 | 0 | 0 | 0.0 | 0 | 0 | L | 16-28 |
| 09/19 | Rams | S | 8 | 123 | 15.4 | 42 | 0 | 0 | 0 | 0.0 | 0 | 0 | L | 24-27 |
| 09/26 | at Titans | S | 6 | 68 | 11.3 | 18 | 0 | 1 | 5 | 5.0 | 5 | 0 | L | 16-25 |
| 10/03 | at Dolphins | S | 6 | 59 | 9.8 | 20 | 0 | 0 | 0 | 0.0 | 0 | 0 | W | 27-17 |
| 10/11 | at Ravens | S | 6 | 89 | 14.8 | 42t | 1 | 0 | 0 | 0.0 | 0 | 0 | L | 25-31+ |
| 10/17 | Texans | S | 2 | 35 | 17.5 | 18 | 0 | 1 | 3 | 3.0 | 3 | 0 | W | 31-3 |
| 10/24 | at 49ers | S | 4 | 105 | 26.3 | 57 | 1 | 0 | 0 | 0.0 | 0 | 0 | W | 30-18 |
| 10/31 | Titans | S | 10 | 86 | 8.6 | 38 | 2 | 0 | 0 | 0.0 | 0 | 0 | L | 31-34+ |
| 11/04 | Jets | S | 5 | 64 | 12.8 | 19 | 1 | 0 | 0 | 0.0 | 0 | 0 | W | 45-30 |
| 11/14 | Jaguars | S | 5 | 71 | 14.2 | 27 | 0 | 0 | 0 | 0.0 | 0 | 0 | W | 23-17 |
| 11/21 | at Bills | S | 2 | 23 | 11.5 | 18 | 0 | 0 | 0 | 0.0 | 0 | 0 | W | 41-15 |
| 11/28 | Buccaneers | S | 4 | 53 | 13.3 | 23 | 0 | 0 | 0 | 0.0 | 0 | 0 | L | 31-38 |
| 12/05 | at Texans | S | 6 | 77 | 12.8 | 17 | 0 | 2 | 33 | 16.5 | 25 | 0 | W | 31-0 |
| 12/18 | Patriots | S | 1 | 7 | 7.0 | 7 | 0 | 0 | 0 | 0.0 | 0 | 0 | W | 27-17 |
| 12/25 | at Cardinals | S | 8 | 82 | 10.3 | 20 | 0 | 1 | 3 | 3.0 | 3 | 0 | W | 22-16 |
| 01/02 | Raiders | S | 6 | 47 | 7.8 | 12 | 0 | 0 | 0 | 0.0 | 0 | 0 | L | 20-23 |
| 01/09 | at Jaguars | S | 6 | 64 | 10.7 | 21 | 1 | 0 | 0 | 0.0 | 0 | 0 | L | 11-26 |
| 2021 TOTALS | | 17-17 | 88 | 1,082 | 12.3 | 57 | 6 | 5 | 44 | 8.8 | 25 | 0 | 9-8 | |

+ - Overtime





2022 GAME-BY-GAME REGULAR-SEASON STATISTICS (COLTS)

| | | | RECEIVING | | | | | RUSHING | | | | | | | |
|-------------|-------------|-----|------------------|------|------|-----|----|---------|------|------|------|----|-------|--------|------|
| DATE | OPPONENT | P/S | NO. | YDS. | AVG. | LG | TD | NO. | YDS. | AVG. | LG | TD | W/L/T | SCORE | |
| 09/11 | at Texans | S | 9 | 121 | 13.4 | 28 | 1 | 0 | 0 | 0.0 | 0 | 0 | T | 20-20 | |
| 09/18 | at Jaguars | | ON INACTIVE LIST | | | | | | | | | | | L | 0-24 |
| 09/25 | Chiefs | S | 8 | 72 | 9.0 | 26 | 0 | 0 | 0 | 0.0 | 0 | 0 | W | 20-17 | |
| 10/02 | Titans | S | 3 | 31 | 10.3 | 14 | 0 | 0 | 0 | 0.0 | 0 | 0 | L | 17-24 | |
| 10/06 | at Broncos | S | 5 | 59 | 11.8 | 19 | 0 | 0 | 0 | 0.0 | 0 | 0 | W | 12-9+ | |
| 10/16 | Jaguars | S | 13 | 134 | 10.3 | 20 | 0 | 0 | 0 | 0.0 | 0 | 0 | W | 34-27 | |
| 10/23 | at Titans | S | 6 | 58 | 9.7 | 14 | 0 | 0 | 0 | 0.0 | 0 | 0 | L | 10-19 | |
| 10/30 | Commanders | S | 7 | 53 | 7.6 | 16 | 0 | 0 | 0 | 0.0 | 0 | 0 | L | 16-17 | |
| 11/06 | at Patriots | S | 3 | 22 | 7.3 | 10 | 0 | 0 | 0 | 0.0 | 0 | 0 | L | 3-26 | |
| 11/13 | at Raiders | S | 7 | 53 | 7.6 | 18 | 0 | 0 | 0 | 0.0 | 0 | 0 | W | 25-20 | |
| 11/20 | Eagles | S | 6 | 75 | 12.5 | 24 | 0 | 0 | 0 | 0.0 | 0 | 0 | L | 16-17 | |
| 11/28 | Steelers | S | 7 | 61 | 8.7 | 28 | 1 | 0 | 0 | 0.0 | 0 | 0 | L | 17-24 | |
| 12/04 | at Cowboys | S | 2 | 16 | 8.0 | 11 | 0 | 0 | 0 | 0.0 | 0 | 0 | L | 19-54 | |
| 12/17 | at Vikings | S | 10 | 60 | 6.0 | 15 | 0 | 2 | 30 | 15.0 | 19 | 0 | L | 36-39+ | |
| 12/26 | Chargers | S | 4 | 39 | 9.8 | 19 | 0 | 0 | 0 | 0.0 | 0 | 0 | L | 3-20 | |
| 01/01 | at Giants | S | 6 | 41 | 6.8 | 15 | 1 | 0 | 0 | 0.0 | 0 | 0 | L | 10-38 | |
| 01/08 | Texans | S | 3 | 30 | 10.0 | 23 | 1 | 1 | 0 | 0.0 | 0 | 0 | L | 31-32 | |
| 2022 TOTALS | | | 16-16 | 99 | 925 | 9.3 | 28 | 4 | 3 | 30 | 10.0 | 19 | 0 | 4-12-1 | |

+ - Overtime

2023 GAME-BY-GAME REGULAR-SEASON STATISTICS (COLTS)

| DATE | OPPONENT | P/S | RECEIVING | | | | | RUSHING | | | | | TD | W/L | SCORE |
|-------------|------------|-----|-----------|------|------|------|-----|---------|------|------|-----|----|----|-----|--------|
| | | | NO. | YDS. | AVG. | LG | TD | NO. | YDS. | AVG. | LG | TD | | | |
| 09/10 | Jaguars | S | 8 | 97 | 12.1 | 39t | 1 | 0 | 0 | 0.0 | 0 | 0 | 0 | L | 21-31 |
| 09/17 | at Texans | S | 8 | 56 | 7.0 | 12 | 0 | 0 | 0 | 0.0 | 0 | 0 | 0 | W | 31-20 |
| 09/24 | at Ravens | S | 9 | 77 | 8.6 | 34 | 0 | 0 | 0 | 0.0 | 0 | 0 | 0 | W | 22-19+ |
| 10/01 | Rams | S | 1 | 15 | 15.0 | 15 | 0 | 0 | 0 | 0.0 | 0 | 0 | 0 | L | 23-29+ |
| 10/08 | Titans | S | 5 | 52 | 10.4 | 27 | 0 | 0 | 0 | 0.0 | 0 | 0 | 0 | W | 23-16 |
| 10/15 | at Jaguars | S | 9 | 109 | 12.1 | 40 | 0 | 0 | 0 | 0.0 | 0 | 0 | 0 | L | 20-37 |
| 10/22 | Browns | S | 2 | 83 | 41.5 | 75t | 1 | 0 | 0 | 0.0 | 0 | 0 | 0 | L | 38-39 |
| 2023 TOTALS | | | 7-7 | 42 | 489 | 11.6 | 75T | 2 | 0 | 0 | 0.0 | 0 | 0 | 3-4 | |

+ - Overtime

2020 GAME-BY-GAME POSTSEASON STATISTICS (COLTS)

| DATE | OPPONENT | P/S | RECEIVING | | | | | RUSHING | | | | | TD | W/L | SCORE |
|-------------|----------|-----|-----------|------|------|------|----|---------|------|------|------|----|----|-----|-------|
| | | | NO. | YDS. | AVG. | LG | TD | NO. | YDS. | AVG. | LG | TD | | | |
| 01/09 | at Bills | S | 5 | 90 | 18.0 | 32 | 0 | 1 | 11 | 11.0 | 11 | 0 | 0 | L | 24-27 |
| 2020 TOTALS | | | 1-1 | 5 | 90 | 18.0 | 32 | 0 | 1 | 11 | 11.0 | 11 | 0 | 0-1 | |

79 BERNHARD RAIMANN

TACKLE

(BERR-mard RY-man)



BERNHARD RAIMANN: SELECTED BY THE COLTS IN THE THIRD ROUND (77TH OVERALL) OF THE 2022 NFL DRAFT.



6-6 • 303 LBS

NFL EXP: 2

(2ND YEAR WITH THE COLTS)

BORN: 9/23/97



**COLLEGE:
CENTRAL
MICHIGAN**

4TH-AND-SHORT

- In his rookie season, he appeared in 16 games (11 starts) at left tackle.
- In 2021, he was named a First Team All-MAC selection.
- Made the transition from tight end to left tackle after the 2019 season.
- First encountered football as a 14-year-old with the American football club Vienna Vikings in Austria.

DOWN THE STRETCH

What is on your bucket list: I want to sky dive.

Do you have any pets: A rabbit and a dog.


What is the best advice you've been given: To always live in the moment.

Who is your favorite artist: I don't really have one specific artist. I like a bunch of different genres.

What is your favorite TV show: "The Walking Dead"

What is your favorite food: Gulasch mit Semmelknödel

What are your hobbies off the field: I enjoy playing other sports like soccer, beach volleyball and skiing. I fish, I love hanging out with family, my wife and friends.


 @BernhardRaimann

 @bernhard_raimann



TAKING A DIFFERENT ROUTE

Raimann didn't know the game of American football existed until he was 13 years old. He was fascinated by the game and decided he wanted to pursue it. Raimann tried out for the Vienna Vikings as a 14-year-old, which is similar to a local club team. He trained with the team, which has a program similar to what European soccer clubs do with different levels for different age groups. He played wide receiver and learned the game. As a junior in high school, Raimann was a foreign exchange student and spent the year in Delton, Mich. He played tight end and defensive end that season before returning to Austria. He gained enough recognition to receive interest from Central Michigan. After completing a six-month military service obligation in Austria, he returned to Michigan to continue his football career and the rest is history.



NFL HIGHLIGHTS

- He has played in 21 games (16 starts) in two seasons with the Colts (2022-23).
- In 2023, he has started five games at left tackle. In Week 2 at HOU, he started at left tackle and was part of an offensive line that did not allow a sack. In Week 3 at BAL, he started at left tackle for a line that paved the way for Zack Moss to rush for a career-high 122 yards.
- He appeared in 16 games (11 starts) in 2022 at left tackle. He made his first career start in Week 5 at Denver. In Week 10 at Las Vegas, he was part of an offensive line that paved the way for the Colts to rush for 207 yards.

COLLEGE HIGHLIGHTS

- Appeared in 44 games (29 starts) at Central Michigan (2018-21) and made 18 starts at left tackle and 11 starts at tight end.
- In 2021, he was named a First Team All-MAC choice after he started all 12 games at left tackle and helped the Central Michigan offense average 32.21 points per game and 179.2 rushing yards per game. Named the MAC Medal of Excellence award winner, which is presented annually to one male and one female student-athlete from each of the MAC schools. The student had to compete in a varsity sport, have at least a 3.5 grade-point average and show athletics excellence, leadership and service.

COLLEGE HIGHLIGHTS CONT...

- Started all six games at left tackle in 2020 and helped pave the way for an offense that averaged 218.2 rushing yards per game. Named to Phil Steele's All-MAC Fourth Team and garnered Academic All-MAC accolades.
- In 2019, he saw action in 14 games (seven starts) at tight end and compiled 10 receptions for 76 yards. Named an Academic All-MAC selection. In a win against Toledo, he tallied a single-season career-high 21-yard reception.
- Competed in 12 games (four starts) in 2018 and registered 10 receptions for 88 yards. Recorded single-game career highs in receptions (three) and receiving yards (26) against Kansas.

PERSONAL

- Played one season of football at Delton Kellogg (Mich.) High School as a foreign exchange student his junior year before returning to Austria.
- Competed at wide receiver in high school and helped his team reach the postseason for the first time since 2001.
- Also lettered in wrestling and track at Delton Kellogg.
- Received offers from Eastern Michigan and Central Michigan after one season of high school football.
- Competed in the 2022 Senior Bowl.
- His host father, Rollie Ferris, played offensive line at Central Michigan (1995-97). Rollie's son, Tyden, will be entering his redshirt senior season in 2022 as a starting guard for the Chippewas.
- After his high school graduation, he had to complete a six-month military service obligation in Austria and officially grayshirted the 2017 season.
- First encountered football as a 14-year-old with the American football club Vienna Vikings in Austria. Began career as a wide receiver, participated on the U19 national team and won the Austrian Bowl in his last year.
- Graduated with a double major in actuarial science and statistics.
- Has gained nearly 90 pounds since he arrived in the U.S.
- First name is pronounced BERR-nard.
- Last name is pronounced RY-man.
- A native of Steinbrunn, Austria.



BERNHARD RAIMANN'S - NFL REGULAR SEASON STATISTICS

| DATE | TEAM | GP | GS |
|---------------|-------|-----------|-----------|
| 2022 | Colts | 16 | 11 |
| 2023 | Colts | 5 | 5 |
| TOTALS | | 21 | 16 |

2022 GAME-BY-GAME REGULAR-SEASON STATISTICS (COLTS)

| DATE | OPPONENT | P/S | W/L/T | SCORE |
|--------------------|--------------|-----|---------------|--------|
| 09/11 | at Texans | P | T | 20-20 |
| 09/18 | at Jaguars | P | L | 0-24 |
| 09/25 | Chiefs | | W | 20-17 |
| 10/02 | Titans | P | L | 17-24 |
| 10/06 | at Broncos | S | W | 12-9+ |
| 10/16 | Jaguars | S | W | 34-27 |
| 10/23 | at Titans | P | L | 10-19 |
| 10/30 | Commanders | P | L | 16-17 |
| 11/06 | at Patriots | S | L | 3-26 |
| 11/13 | at Raiders | S | W | 25-20 |
| 11/20 | Eagles | S | L | 16-17 |
| 11/28 | Steelers | S | L | 17-24 |
| 12/04 | at Cowboys | S | L | 19-54 |
| 12/17 | at Vikings | S | L | 36-39+ |
| 12/26 | Chargers | S | L | 3-20 |
| 01/01 | at Giants | S | L | 10-38 |
| 01/08 | Texans | S | L | 31-32 |
| 2022 TOTALS | 16-11 | | 4-12-1 | |

+ - Overtime

2023 GAME-BY-GAME REGULAR-SEASON STATISTICS (COLTS)

| DATE | OPPONENT | P/S | W/L | SCORE |
|--------------------|------------|-----|------------|--------|
| 09/10 | Jaguars | S | L | 21-31 |
| 09/17 | at Texans | S | W | 31-20 |
| 09/24 | at Ravens | S | W | 22-19+ |
| 10/01 | Rams | | L | 23-29+ |
| 10/08 | Titans | | W | 23-16 |
| 10/15 | at Jaguars | S | L | 20-37 |
| 10/22 | Browns | S | L | 38-39 |
| 2023 TOTALS | 5-5 | | 3-4 | |

+ - Overtime

46 LUKE RHODES

LONG SNAPPER

AP 2ND TEAM '20 AP 1ST TEAM '21 Q 2021



LUKE RHODES: ORIGINALLY SIGNED TO THE COLTS PRACTICE SQUAD ON OCTOBER 5, 2016.



6-2 • 238 LBS

NFL EXP: 7

(8TH YEAR WITH THE COLTS)

BORN: 12/2/92



**COLLEGE:
WILLIAM &
MARY**

4TH-AND-SHORT

- 2x Associated Press All-Pro selection (2021, First Team; 2020, Second Team).
- 1x Pro Bowl selection (2021).
- In his first seven seasons, he recorded 11 special teams stops in 101 games.
- Started his NFL career as a linebacker before switching to long snapper after the 2016 season.

DOWN THE STRETCH

Favorite team and/or athlete outside of football: Pittsburgh Penguins

Favorite musician and/or song: Eminem or Chainsmokers

Hobbies outside of football: Skiing

What is something interesting about you that most people may not know: I was adopted

Favorite vacation spot: Bethany Beach, Del.

Favorite movie: "The Day After Tomorrow"

What's the one thing you couldn't live without: Family

Do you have any pets: I have a Pit Bull named Harper.

What is your pregame ritual: I wouldn't say a ritual, but more of just relaxing, listening to music and joking around. Try to stay calm and not get too tight.

Who is your inspiration: I would say my dad. He played college football as a guard at Navy and was in the military for a long time and he got sick and fought through it and is still living today so he is definitely most of my inspiration.

@L_RHODES50

@L_RHODES50

46 LUKE RHODES
LONG SNAPPER





COLLEGE HIGHLIGHTS

- Started 45-of-47 games played at William & Mary, finishing with 341 tackles (172 solo), 20.0 tackles for loss, 5.5 sacks, 19 passes defended, one interception, six forced fumbles and two fumble recoveries.
- Was a three-time First Team All-Colonial Athletic Association selection, while earning Virginia Sports Information Directors All-State honors all three seasons.
- Started all 12 games he played in as a senior in 2015, totaling 78 tackles (44 solo), 5.5 tackles for loss, four passes defended, two forced fumbles and one fumble recovery.
- Selected as the only Football Championship Series player named to the Butkus Award Watch list and was invited to participate in the NFLPA Collegiate Bowl.
- As a junior in 2014, started all 12 games played, compiling 93 tackles (55 solo), 7.5 tackles for loss, a career-high 4.0 sacks, five passes defended, one forced fumble and one fumble recovery.
- Earned the team's John A. Stewart Winter Warrior Award for his work on the field and in the offseason training program.
- Started all 12 games played as a sophomore in 2013, registering a career-high 98 tackles (42 solo), 3.0 tackles for loss, 1.5 sacks, seven passes defended, two forced fumbles and one interception.
- Appeared in 11 games (nine starts) as a redshirt freshman in 2012, posting 72 tackles (31 solo), 4.0 tackles for loss, three passes defended and one forced fumble.
- Named to the Jerry Rice Award Watch List, awarded to the most outstanding freshman player in the FCS.
- Selected as the William & Mary Quarterback Club Rookie of the Year.

PERSONAL

- Attended Hollidaysburg (Pa.) Area High School where he was a four-year letterman and graduated holding school records for touchdowns and points scored.
- Was selected to the Pennsylvania Sports Writers Class 3A All-State second-team in 2009 and 2010.
- Earned All-Keystone Conference honors as a linebacker in 2010 and was an All-Mountain Athletic Conference selection as a junior and sophomore.
- Was a four-year letterman on the basketball team.
- Participated in the NFL's My Cause My Cleats initiative and represented Damar (2022), Children of Fallen Patriots (2021), the Children's Bureau (2019) and the National Brain Tumor Society (2017-18).
- Spent time at a local high school and veteran's hospital as part of the team's Salute to Service initiative in 2016.
- Fitted students for new shoes and hats as part of the team's 2016 Cold Feet Warm Shoes event.
- Visited Riley Hospital during the holidays in 2016 and sang carols and distributed gifts to patients.
- Was a member of Sigma Mu Sigma and majored in kinesiology with a minor in public health.
- Married to his wife, Hannah, and they have a son, Judge.
- A native of Hollidaysburg, Pa.

ADDITIONAL TRANSACTIONS

- Signed to the Colts active roster from the practice squad on December 7, 2016.
- Signed to the Indianapolis practice squad on October 5, 2016.
- Waived by the Tampa Bay Buccaneers on September 3, 2016.
- Signed by the Buccaneers as an undrafted free agent on May 2, 2016.



| LUKE RHODES' - NFL REGULAR SEASON STATISTICS | | | | | | | | | | | | | | | | | | | | | | | | | | | |
|--|-------|-----|----|---------|---|---|-----|-----|-----|-----|-----|---------------|-----|----|----|----|---------|----|----|-----|----|---|---|----|------|---|---|
| DATE | TEAM | GP | GS | TACKLES | | | | | | | | INTERCEPTIONS | | | | | FUMBLES | | | | ST | | | | MISC | | |
| | | | | TK | S | A | TFL | YDS | SK | YDS | QBH | NO | YDS | LG | TD | PD | FF | FR | TD | YDS | TK | S | A | FF | FR | S | A |
| 2016 | Colts | 4 | 0 | 0 | 0 | 0 | 0 | 0 | 0.0 | 0.0 | 0 | 0 | 0 | 0 | 0 | 0 | 0 | 0 | 0 | 0 | 0 | 0 | 0 | 0 | 0 | 0 | |
| 2017 | Colts | 16 | 0 | 0 | 0 | 0 | 0 | 0 | 0.0 | 0.0 | 0 | 0 | 0 | 0 | 0 | 0 | 0 | 0 | 0 | 0 | 0 | 0 | 0 | 0 | 0 | 0 | |
| 2018 | Colts | 16 | 0 | 0 | 0 | 0 | 0 | 0 | 0.0 | 0.0 | 0 | 0 | 0 | 0 | 0 | 0 | 0 | 0 | 0 | 4 | 4 | 0 | 0 | 0 | 0 | 0 | |
| 2019 | Colts | 16 | 0 | 0 | 0 | 0 | 0 | 0 | 0.0 | 0.0 | 0 | 0 | 0 | 0 | 0 | 0 | 0 | 0 | 1 | 1 | 0 | 0 | 0 | 0 | 0 | 0 | |
| 2020 | Colts | 16 | 0 | 0 | 0 | 0 | 0 | 0 | 0.0 | 0.0 | 0 | 0 | 0 | 0 | 0 | 0 | 0 | 0 | 3 | 3 | 0 | 0 | 0 | 0 | 0 | 0 | |
| 2021 | Colts | 16 | 0 | 0 | 0 | 0 | 0 | 0 | 0.0 | 0.0 | 0 | 0 | 0 | 0 | 0 | 0 | 0 | 0 | 0 | 0 | 0 | 0 | 0 | 0 | 0 | 0 | |
| 2022 | Colts | 17 | 0 | 0 | 0 | 0 | 0 | 0 | 0.0 | 0.0 | 0 | 0 | 0 | 0 | 0 | 0 | 0 | 0 | 3 | 2 | 1 | 0 | 0 | 0 | 0 | 0 | |
| 2023 | Colts | 7 | 0 | 0 | 0 | 0 | 0 | 0 | 0.0 | 0.0 | 0 | 0 | 0 | 0 | 0 | 0 | 0 | 0 | 2 | 1 | 1 | 0 | 0 | 0 | 0 | 0 | |
| TOTALS | | 108 | 0 | 0 | 0 | 0 | 0 | 0 | 0.0 | 0.0 | 0 | 0 | 0 | 0 | 0 | 0 | 0 | 0 | 13 | 11 | 2 | 0 | 0 | 0 | 0 | 0 | |

| LUKE RHODES' - NFL POSTSEASON STATISTICS | | | | | | | | | | | | | | | | | | | | | | | | | | | |
|--|-------|----|----|----|---|---|---------|-----|-----|-----|-----|---------------|-----|----|----|----|---------|----|----|-----|----|---|---|----|------|---|---|
| DATE | TEAM | GP | GS | TK | S | A | TACKLES | | | | | INTERCEPTIONS | | | | | FUMBLES | | | | ST | | | | MISC | | |
| | | | | | | | TFL | YDS | SK | YDS | QBH | NO | YDS | LG | TD | PD | FF | FR | TD | YDS | TK | S | A | FF | FR | S | A |
| 2018 | Colts | 2 | 0 | 0 | 0 | 0 | 0 | 0 | 0.0 | 0.0 | 0 | 0 | 0 | 0 | 0 | 0 | 0 | 0 | 0 | 0 | 0 | 0 | 0 | 0 | 0 | 0 | 0 |
| 2020 | Colts | 1 | 0 | 0 | 0 | 0 | 0 | 0 | 0.0 | 0.0 | 0 | 0 | 0 | 0 | 0 | 0 | 0 | 0 | 0 | 0 | 0 | 0 | 0 | 0 | 0 | 0 | 0 |
| TOTALS | | 3 | 0 | 0 | 0 | 0 | 0 | 0 | 0.0 | 0.0 | 0 | 0 | 0 | 0 | 0 | 0 | 0 | 0 | 0 | 0 | 0 | 0 | 0 | 0 | 0 | 0 | 0 |

SINGLE-GAME HIGHS: DEFENSIVE

Special Teams Tackles

2 vs. Los Angeles Rams, Oct 01, 2023
1 at Las Vegas Raiders, Nov 13, 2022
...10 more at 1.

2016 GAME-BY-GAME REGULAR-SEASON STATISTICS (COLTS)

| DATE | OPPONENT | W/L | SCORE |
|-------------|--------------|-----|--------|
| 09/11 | Lions | L | 35-39 |
| 09/18 | at Broncos | L | 20-34 |
| 09/25 | Chargers | W | 26-22 |
| 10/09 | Bears | W | 29-23 |
| 10/16 | at Texans | L | 23-26+ |
| 10/23 | at Titans | W | 34-26 |
| 10/30 | Chiefs | L | 14-30 |
| 11/06 | at Packers | W | 31-26 |
| 11/20 | Titans | W | 24-17 |
| 11/24 | Steelers | L | 7-28 |
| 12/05 | at Jets | W | 41-10 |
| 12/11 | Texans P | L | 17-22 |
| 12/18 | at Vikings P | W | 34-6 |
| 12/24 | at Raiders P | L | 25-33 |
| 01/01 | Jaguars P | W | 24-20 |
| 2016 TOTALS | | 4 | 8-7 |

+ - Overtime



2017 GAME-BY-GAME REGULAR-SEASON STATISTICS (COLTS)

| DATE | OPPONENT | | W/L | SCORE |
|--------------------|-------------|-----------|-------------|--------|
| 09/10 | at Rams | P | L | 9-46 |
| 09/17 | Cardinals | P | L | 13-16+ |
| 09/24 | Browns | P | W | 31-28 |
| 10/01 | at Seahawks | P | L | 18-46 |
| 10/08 | 49ers | P | W | 26-23+ |
| 10/16 | at Titans | P | L | 22-36 |
| 10/22 | Jaguars | P | L | 0-27 |
| 10/29 | at Bengals | P | L | 23-24 |
| 11/05 | at Texans | P | W | 20-14 |
| 11/12 | Steelers | P | L | 17-20 |
| 11/26 | Titans | P | L | 16-20 |
| 12/03 | at Jaguars | P | L | 10-30 |
| 12/10 | at Bills | P | L | 7-13+ |
| 12/14 | Broncos | P | L | 13-25 |
| 12/23 | at Ravens | P | L | 16-23 |
| 12/31 | Texans | P | W | 22-13 |
| 2017 TOTALS | | 16 | 4-12 | |

+ - Overtime

2018 GAME-BY-GAME REGULAR-SEASON STATISTICS (COLTS)

| DATE | OPPONENT | | W/L | SCORE |
|--------------------|-------------|-----------|-------------|--------|
| 09/09 | Bengals | P | L | 23-34 |
| 09/16 | at Redskins | P | W | 21-9 |
| 09/23 | at Eagles | P | L | 16-20 |
| 09/30 | Texans | P | L | 34-37+ |
| 10/04 | at Patriots | P | L | 24-38 |
| 10/14 | at Jets | P | L | 34-42 |
| 10/21 | Bills | P | W | 37-5 |
| 10/28 | at Raiders | P | W | 42-28 |
| 11/11 | Jaguars | P | W | 29-26 |
| 11/18 | Titans | P | W | 38-10 |
| 11/25 | Dolphins | P | W | 27-24 |
| 12/02 | at Jaguars | P | L | 0-6 |
| 12/09 | at Texans | P | W | 24-21 |
| 12/16 | Cowboys | P | W | 23-0 |
| 12/23 | Giants | P | W | 28-27 |
| 12/30 | at Titans | P | W | 33-17 |
| 2018 TOTALS | | 16 | 10-6 | |

+ - Overtime

2019 GAME-BY-GAME REGULAR-SEASON STATISTICS (COLTS)

| DATE | OPPONENT | | W/L | SCORE |
|--------------------|---------------|-----------|------------|--------|
| 09/08 | at Chargers | P | L | 24-30+ |
| 09/15 | at Titans | P | W | 19-17 |
| 09/22 | Falcons | P | W | 27-24 |
| 09/29 | Raiders | P | L | 24-31 |
| 10/06 | at Chiefs | P | W | 19-13 |
| 10/20 | Texans | P | W | 30-23 |
| 10/27 | Broncos | P | W | 15-13 |
| 11/03 | at Steelers | P | L | 24-26 |
| 11/10 | Dolphins | P | L | 12-16 |
| 11/17 | Jaguars | P | W | 33-13 |
| 11/21 | at Texans | P | L | 17-20 |
| 12/01 | Titans | P | L | 17-31 |
| 12/08 | at Buccaneers | P | L | 35-38 |
| 12/16 | at Saints | P | L | 7-34 |
| 12/22 | Panthers | P | W | 38-6 |
| 12/29 | at Jaguars | P | L | 20-38 |
| 2019 TOTALS | | 16 | 7-9 | |

+ - Overtime



2020 GAME-BY-GAME REGULAR-SEASON STATISTICS (COLTS)

| DATE | OPPONENT | | W/L | SCORE |
|--------------------|-------------|---|-------------|--------|
| 09/13 | at Jaguars | P | L | 20-27 |
| 09/20 | Vikings | P | W | 28-11 |
| 09/27 | Jets | P | W | 36-7 |
| 10/04 | at Bears | P | W | 19-11 |
| 10/11 | at Browns | P | L | 23-32 |
| 10/18 | Bengals | P | W | 31-27 |
| 11/01 | at Lions | P | W | 41-21 |
| 11/08 | Ravens | P | L | 10-24 |
| 11/12 | at Titans | P | W | 34-17 |
| 11/22 | Packers | P | W | 34-31+ |
| 11/29 | Titans | P | L | 26-45 |
| 12/06 | at Texans | P | W | 26-20 |
| 12/13 | at Raiders | P | W | 44-27 |
| 12/20 | Texans | P | W | 27-20 |
| 12/27 | at Steelers | P | L | 24-28 |
| 01/03 | Jaguars | P | W | 28-14 |
| 2020 TOTALS | 16 | | 11-5 | |

+ - Overtime

2021 GAME-BY-GAME REGULAR-SEASON STATISTICS (COLTS)

| DATE | OPPONENT | | W/L | SCORE |
|--------------------|--------------|---|------------|--------|
| 09/12 | Seahawks | P | L | 16-28 |
| 09/19 | Rams | P | L | 24-27 |
| 09/26 | at Titans | P | L | 16-25 |
| 10/03 | at Dolphins | P | W | 27-17 |
| 10/11 | at Ravens | P | L | 25-31+ |
| 10/17 | Texans | P | W | 31-3 |
| 10/24 | at 49ers | P | W | 30-18 |
| 10/31 | Titans | P | L | 31-34+ |
| 11/04 | Jets | P | W | 45-30 |
| 11/14 | Jaguars | P | W | 23-17 |
| 11/21 | at Bills | P | W | 41-15 |
| 11/28 | Buccaneers | P | L | 31-38 |
| 12/05 | at Texans | P | W | 31-0 |
| 12/18 | Patriots | P | W | 27-17 |
| 12/25 | at Cardinals | P | W | 22-16 |
| 01/02 | Raiders | | L | 20-23 |
| 01/09 | at Jaguars | P | L | 11-26 |
| 2021 TOTALS | 16 | | 9-8 | |

RESERVE/COVID-19

+ - Overtime

2022 GAME-BY-GAME REGULAR-SEASON STATISTICS (COLTS)

| DATE | OPPONENT | | W/L/T | SCORE |
|--------------------|-------------|---|---------------|--------|
| 09/11 | at Texans | P | T | 20-20 |
| 09/18 | at Jaguars | P | L | 0-24 |
| 09/25 | Chiefs | P | W | 20-17 |
| 10/02 | Titans | P | L | 17-24 |
| 10/06 | at Broncos | P | W | 12-9+ |
| 10/16 | Jaguars | P | W | 34-27 |
| 10/23 | at Titans | P | L | 10-19 |
| 10/30 | Commanders | P | L | 16-17 |
| 11/06 | at Patriots | P | L | 3-26 |
| 11/13 | at Raiders | P | W | 25-20 |
| 11/20 | Eagles | P | L | 16-17 |
| 11/28 | Steelers | P | L | 17-24 |
| 12/04 | at Cowboys | P | L | 19-54 |
| 12/17 | at Vikings | P | L | 36-39+ |
| 12/26 | Chargers | P | L | 3-20 |
| 01/01 | at Giants | P | L | 10-38 |
| 01/08 | Texans | P | L | 31-32 |
| 2022 TOTALS | 17 | | 4-12-1 | |

+ - Overtime



2023 GAME-BY-GAME REGULAR-SEASON STATISTICS (COLTS)

| DATE | OPPONENT | | W/L | SCORE |
|-------------|------------|---|-----|--------|
| 09/10 | Jaguars | P | L | 21-31 |
| 09/17 | at Texans | P | W | 31-20 |
| 09/24 | at Ravens | P | W | 22-19+ |
| 10/01 | Rams | P | L | 23-29+ |
| 10/08 | Titans | P | W | 23-16 |
| 10/15 | at Jaguars | P | L | 20-37 |
| 10/22 | Browns | P | L | 38-39 |
| 2023 TOTALS | 7 | | 3-4 | |

+ - Overtime

2018 GAME-BY-GAME POSTSEASON STATISTICS (COLTS)

| DATE | OPPONENT | | W/L | SCORE |
|-------------|-----------|---|-----|-------|
| 01/05 | at Texans | P | W | 21-7 |
| 01/12 | at Chiefs | P | L | 13-31 |
| 2018 TOTALS | 2 | | 1-1 | |

2020 GAME-BY-GAME POSTSEASON STATISTICS (COLTS)

| DATE | OPPONENT | | W/L | SCORE |
|-------------|----------|---|-----|-------|
| 01/09 | at Bills | P | L | 24-27 |
| 2020 TOTALS | 1 | | 0-1 | |

2016 GAME-BY-GAME REGULAR-SEASON STATISTICS (COLTS)

| DATE | OPPONENT | P/S | TACKLES | | | | | | | INTERCEPTIONS | | | | FUMBLES | | | | ST | | | | MISC | | W/L | SCORE | | |
|-------------|------------|-----|---------|---|---|-----|-----|-----|-----|---------------|----------------|-----|----|---------|----|----|----|----|-----|----|---|------|----|-----|-------|--------|-------|
| | | | TK | S | A | SK | YDS | TFL | YDS | QBH | NO | YDS | LG | TD | PD | FF | FR | TD | YDS | TK | S | A | FF | | | FR | S |
| 09/11 | Lions | | | | | | | | | | NOT ON ROSTER | | | | | | | | | | | | | | L | 35-39 | |
| 09/18 | at Broncos | | | | | | | | | | NOT ON ROSTER | | | | | | | | | | | | | | L | 20-34 | |
| 09/25 | Chargers | | | | | | | | | | NOT ON ROSTER | | | | | | | | | | | | | | W | 26-22 | |
| 10/09 | Bears | | | | | | | | | | PRACTICE SQUAD | | | | | | | | | | | | | | W | 29-23 | |
| 10/16 | at Texans | | | | | | | | | | PRACTICE SQUAD | | | | | | | | | | | | | | L | 23-26+ | |
| 10/23 | at Titans | | | | | | | | | | PRACTICE SQUAD | | | | | | | | | | | | | | W | 34-26 | |
| 10/30 | Chiefs | | | | | | | | | | PRACTICE SQUAD | | | | | | | | | | | | | | L | 14-30 | |
| 11/06 | at Packers | | | | | | | | | | PRACTICE SQUAD | | | | | | | | | | | | | | W | 31-26 | |
| 11/20 | Titans | | | | | | | | | | PRACTICE SQUAD | | | | | | | | | | | | | | W | 24-17 | |
| 11/24 | Steelers | | | | | | | | | | PRACTICE SQUAD | | | | | | | | | | | | | | L | 7-28 | |
| 12/05 | at Jets | | | | | | | | | | PRACTICE SQUAD | | | | | | | | | | | | | | W | 41-10 | |
| 12/11 | Texans | P | 0 | 0 | 0 | 0.0 | 0.0 | 0 | 0 | 0 | 0 | 0 | 0 | 0 | 0 | 0 | 0 | 0 | 0 | 0 | 0 | 0 | 0 | 0 | 0 | L | 17-22 |
| 12/18 | at Vikings | P | 0 | 0 | 0 | 0.0 | 0.0 | 0 | 0 | 0 | 0 | 0 | 0 | 0 | 0 | 0 | 0 | 0 | 0 | 0 | 0 | 0 | 0 | 0 | 0 | W | 34-6 |
| 12/24 | at Raiders | P | 0 | 0 | 0 | 0.0 | 0.0 | 0 | 0 | 0 | 0 | 0 | 0 | 0 | 0 | 0 | 0 | 0 | 0 | 0 | 0 | 0 | 0 | 0 | 0 | L | 25-33 |
| 01/01 | Jaguars | P | 0 | 0 | 0 | 0.0 | 0.0 | 0 | 0 | 0 | 0 | 0 | 0 | 0 | 0 | 0 | 0 | 0 | 0 | 0 | 0 | 0 | 0 | 0 | 0 | W | 24-20 |
| 2016 TOTALS | | | 4-0 | 0 | 0 | 0 | 0.0 | 0.0 | 0 | 0 | 0 | 0 | 0 | 0 | 0 | 0 | 0 | 0 | 0 | 0 | 0 | 0 | 0 | 0 | 0 | 8-7 | |

+ - Overtime

+ - Overtime

‡ - Overtime

+ - Overtime



2020 GAME-BY-GAME REGULAR-SEASON STATISTICS (COLTS)

| DATE | OPPONENT | P/S | TACKLES | | | | | | | INTERCEPTIONS | | | | | FUMBLES | | | | ST | | | | MISC | | W/L | SCORE | |
|--------------|-------------|-----|---------|---|---|-----|-----|-----|-----|---------------|----|-----|----|----|---------|----|----|----|-----|----|---|---|------|----|-----|-------|--------|
| | | | TK | S | A | SK | YDS | TFL | YDS | QBH | NO | YDS | LG | TD | PD | FF | FR | TD | YDS | TK | S | A | FF | FR | | | S |
| 09/13 | at Jaguars | P | 0 | 0 | 0 | 0.0 | 0.0 | 0 | 0 | 0 | 0 | 0 | 0 | 0 | 0 | 0 | 0 | 0 | 0 | 0 | 0 | 0 | 0 | 0 | 0 | L | 20-27 |
| 09/20 | Vikings | P | 0 | 0 | 0 | 0.0 | 0.0 | 0 | 0 | 0 | 0 | 0 | 0 | 0 | 0 | 0 | 0 | 0 | 0 | 0 | 0 | 0 | 0 | 0 | 0 | W | 28-11 |
| 09/27 | Jets | P | 0 | 0 | 0 | 0.0 | 0.0 | 0 | 0 | 0 | 0 | 0 | 0 | 0 | 0 | 0 | 0 | 0 | 0 | 0 | 0 | 0 | 0 | 0 | 0 | W | 36-7 |
| 10/04 | at Bears | P | 0 | 0 | 0 | 0.0 | 0.0 | 0 | 0 | 0 | 0 | 0 | 0 | 0 | 0 | 0 | 0 | 0 | 0 | 0 | 0 | 0 | 0 | 0 | 0 | W | 19-11 |
| 10/11 | at Browns | P | 0 | 0 | 0 | 0.0 | 0.0 | 0 | 0 | 0 | 0 | 0 | 0 | 0 | 0 | 0 | 0 | 0 | 0 | 0 | 0 | 0 | 0 | 0 | 0 | L | 23-32 |
| 10/18 | Bengals | P | 0 | 0 | 0 | 0.0 | 0.0 | 0 | 0 | 0 | 0 | 0 | 0 | 0 | 0 | 0 | 0 | 0 | 1 | 1 | 0 | 0 | 0 | 0 | 0 | W | 31-27 |
| 11/01 | at Lions | P | 0 | 0 | 0 | 0.0 | 0.0 | 0 | 0 | 0 | 0 | 0 | 0 | 0 | 0 | 0 | 0 | 0 | 0 | 0 | 0 | 0 | 0 | 0 | 0 | W | 41-21 |
| 11/08 | Ravens | P | 0 | 0 | 0 | 0.0 | 0.0 | 0 | 0 | 0 | 0 | 0 | 0 | 0 | 0 | 0 | 0 | 0 | 1 | 1 | 0 | 0 | 0 | 0 | 0 | L | 10-24 |
| 11/12 | at Titans | P | 0 | 0 | 0 | 0.0 | 0.0 | 0 | 0 | 0 | 0 | 0 | 0 | 0 | 0 | 0 | 0 | 0 | 0 | 0 | 0 | 0 | 0 | 0 | 0 | W | 34-17 |
| 11/22 | Packers | P | 0 | 0 | 0 | 0.0 | 0.0 | 0 | 0 | 0 | 0 | 0 | 0 | 0 | 0 | 0 | 0 | 0 | 0 | 0 | 0 | 0 | 0 | 0 | 0 | W | 34-31+ |
| 11/29 | Titans | P | 0 | 0 | 0 | 0.0 | 0.0 | 0 | 0 | 0 | 0 | 0 | 0 | 0 | 0 | 0 | 0 | 0 | 1 | 1 | 0 | 0 | 0 | 0 | 0 | L | 26-45 |
| 12/06 | at Texans | P | 0 | 0 | 0 | 0.0 | 0.0 | 0 | 0 | 0 | 0 | 0 | 0 | 0 | 0 | 0 | 0 | 0 | 0 | 0 | 0 | 0 | 0 | 0 | 0 | W | 26-20 |
| 12/13 | at Raiders | P | 0 | 0 | 0 | 0.0 | 0.0 | 0 | 0 | 0 | 0 | 0 | 0 | 0 | 0 | 0 | 0 | 0 | 0 | 0 | 0 | 0 | 0 | 0 | 0 | W | 44-27 |
| 12/20 | Texans | P | 0 | 0 | 0 | 0.0 | 0.0 | 0 | 0 | 0 | 0 | 0 | 0 | 0 | 0 | 0 | 0 | 0 | 0 | 0 | 0 | 0 | 0 | 0 | 0 | W | 27-20 |
| 12/27 | at Steelers | P | 0 | 0 | 0 | 0.0 | 0.0 | 0 | 0 | 0 | 0 | 0 | 0 | 0 | 0 | 0 | 0 | 0 | 0 | 0 | 0 | 0 | 0 | 0 | 0 | L | 24-28 |
| 01/03 | Jaguars | P | 0 | 0 | 0 | 0.0 | 0.0 | 0 | 0 | 0 | 0 | 0 | 0 | 0 | 0 | 0 | 0 | 0 | 0 | 0 | 0 | 0 | 0 | 0 | 0 | W | 28-14 |
| 2020 TOTALS | | | 16-0 | 0 | 0 | 0.0 | 0.0 | 0 | 0 | 0 | 0 | 0 | 0 | 0 | 0 | 0 | 0 | 0 | 3 | 3 | 0 | 0 | 0 | 0 | 0 | 11-5 | |
| + - Overtime | | | | | | | | | | | | | | | | | | | | | | | | | | | |

2021 GAME-BY-GAME REGULAR-SEASON STATISTICS (COLTS)

| | | | TACKLES | | | | | | | INTERCEPTIONS | | | | | FUMBLES | | | | ST | | | MISC | | | | | | |
|--------------|--------------|------|------------------|---|---|-----|-----|-----|-----|---------------|----|-----|----|----|---------|----|----|----|-----|----|---|------|----|----|---|---|-------|--------|
| DATE | OPPONENT | P/S | TK | S | A | SK | YDS | TFL | YDS | QBH | NO | YDS | LG | TD | PD | FF | FR | TD | YDS | TK | S | A | FF | FR | S | A | W/L | SCORE |
| 09/12 | Seahawks | P | 0 | 0 | 0 | 0.0 | 0.0 | 0 | 0 | 0 | 0 | 0 | 0 | 0 | 0 | 0 | 0 | 0 | 0 | 0 | 0 | 0 | 0 | 0 | 0 | 0 | L | 16-28 |
| 09/19 | Rams | P | 0 | 0 | 0 | 0.0 | 0.0 | 0 | 0 | 0 | 0 | 0 | 0 | 0 | 0 | 0 | 0 | 0 | 0 | 0 | 0 | 0 | 0 | 0 | 0 | 0 | L | 24-27 |
| 09/26 | at Titans | P | 0 | 0 | 0 | 0.0 | 0.0 | 0 | 0 | 0 | 0 | 0 | 0 | 0 | 0 | 0 | 0 | 0 | 0 | 0 | 0 | 0 | 0 | 0 | 0 | 0 | L | 16-25 |
| 10/03 | at Dolphins | P | 0 | 0 | 0 | 0.0 | 0.0 | 0 | 0 | 0 | 0 | 0 | 0 | 0 | 0 | 0 | 0 | 0 | 0 | 0 | 0 | 0 | 0 | 0 | 0 | 0 | W | 27-17 |
| 10/11 | at Ravens | P | 0 | 0 | 0 | 0.0 | 0.0 | 0 | 0 | 0 | 0 | 0 | 0 | 0 | 0 | 0 | 0 | 0 | 0 | 0 | 0 | 0 | 0 | 0 | 0 | 0 | L | 25-31+ |
| 10/17 | Texans | P | 0 | 0 | 0 | 0.0 | 0.0 | 0 | 0 | 0 | 0 | 0 | 0 | 0 | 0 | 0 | 0 | 0 | 0 | 0 | 0 | 0 | 0 | 0 | 0 | 0 | W | 31-3 |
| 10/24 | at 49ers | P | 0 | 0 | 0 | 0.0 | 0.0 | 0 | 0 | 0 | 0 | 0 | 0 | 0 | 0 | 0 | 0 | 0 | 0 | 0 | 0 | 0 | 0 | 0 | 0 | 0 | W | 30-18 |
| 10/31 | Titans | P | 0 | 0 | 0 | 0.0 | 0.0 | 0 | 0 | 0 | 0 | 0 | 0 | 0 | 0 | 0 | 0 | 0 | 0 | 0 | 0 | 0 | 0 | 0 | 0 | 0 | L | 31-34+ |
| 11/04 | Jets | P | 0 | 0 | 0 | 0.0 | 0.0 | 0 | 0 | 0 | 0 | 0 | 0 | 0 | 0 | 0 | 0 | 0 | 0 | 0 | 0 | 0 | 0 | 0 | 0 | 0 | W | 45-30 |
| 11/14 | Jaguars | P | 0 | 0 | 0 | 0.0 | 0.0 | 0 | 0 | 0 | 0 | 0 | 0 | 0 | 0 | 0 | 0 | 0 | 0 | 0 | 0 | 0 | 0 | 0 | 0 | 0 | W | 23-17 |
| 11/21 | at Bills | P | 0 | 0 | 0 | 0.0 | 0.0 | 0 | 0 | 0 | 0 | 0 | 0 | 0 | 0 | 0 | 0 | 0 | 0 | 0 | 0 | 0 | 0 | 0 | 0 | 0 | W | 41-15 |
| 11/28 | Buccaneers | P | 0 | 0 | 0 | 0.0 | 0.0 | 0 | 0 | 0 | 0 | 0 | 0 | 0 | 0 | 0 | 0 | 0 | 0 | 0 | 0 | 0 | 0 | 0 | 0 | 0 | L | 31-38 |
| 12/05 | at Texans | P | 0 | 0 | 0 | 0.0 | 0.0 | 0 | 0 | 0 | 0 | 0 | 0 | 0 | 0 | 0 | 0 | 0 | 0 | 0 | 0 | 0 | 0 | 0 | 0 | 0 | W | 31-0 |
| 12/18 | Patriots | P | 0 | 0 | 0 | 0.0 | 0.0 | 0 | 0 | 0 | 0 | 0 | 0 | 0 | 0 | 0 | 0 | 0 | 0 | 0 | 0 | 0 | 0 | 0 | 0 | 0 | W | 27-17 |
| 12/25 | at Cardinals | P | 0 | 0 | 0 | 0.0 | 0.0 | 0 | 0 | 0 | 0 | 0 | 0 | 0 | 0 | 0 | 0 | 0 | 0 | 0 | 0 | 0 | 0 | 0 | 0 | 0 | W | 22-16 |
| 01/02 | Raiders | | RESERVE/COVID-19 | | | | | | | | | | | | | | | | | | | | | | | L | 20-23 | |
| 01/09 | at Jaguars | P | 0 | 0 | 0 | 0.0 | 0.0 | 0 | 0 | 0 | 0 | 0 | 0 | 0 | 0 | 0 | 0 | 0 | 0 | 0 | 0 | 0 | 0 | 0 | 0 | 0 | L | 11-26 |
| 2021 TOTALS | | 16-0 | 0 | 0 | 0 | 0.0 | 0.0 | 0 | 0 | 0 | 0 | 0 | 0 | 0 | 0 | 0 | 0 | 0 | 0 | 0 | 0 | 0 | 0 | 0 | 0 | 0 | 9-8 | |
| + - Overtime | | | | | | | | | | | | | | | | | | | | | | | | | | | | |



2022 GAME-BY-GAME REGULAR-SEASON STATISTICS (COLTS)

| DATE | OPPONENT | P/S | TACKLES | | | | | | | INTERCEPTIONS | | | | | FUMBLES | | | | ST | | | MISC | | W/L | SCORE | | |
|-------------|-------------|-----|---------|---|---|-----|-----|-----|-----|---------------|----|-----|----|----|---------|----|----|----|-----|----|---|------|----|-----|-------|----|--------|
| | | | TK | S | A | SK | YDS | TFL | YDS | QBH | NO | YDS | LG | TD | PD | FF | FR | TD | YDS | TK | S | A | FF | | | FR | S |
| 09/11 | at Texans | P | 0 | 0 | 0 | 0.0 | 0.0 | 0 | 0 | 0 | 0 | 0 | 0 | 0 | 0 | 0 | 0 | 0 | 0 | 0 | 0 | 0 | 0 | 0 | 0 | T | 20-20 |
| 09/18 | at Jaguars | P | 0 | 0 | 0 | 0.0 | 0.0 | 0 | 0 | 0 | 0 | 0 | 0 | 0 | 0 | 0 | 0 | 0 | 0 | 0 | 0 | 0 | 0 | 0 | 0 | L | 0-24 |
| 09/25 | Chiefs | P | 0 | 0 | 0 | 0.0 | 0.0 | 0 | 0 | 0 | 0 | 0 | 0 | 0 | 0 | 0 | 0 | 0 | 0 | 1 | 0 | 1 | 0 | 0 | 0 | W | 20-17 |
| 10/02 | Titans | P | 0 | 0 | 0 | 0.0 | 0.0 | 0 | 0 | 0 | 0 | 0 | 0 | 0 | 0 | 0 | 0 | 0 | 0 | 0 | 0 | 0 | 0 | 0 | 0 | L | 17-24 |
| 10/06 | at Broncos | P | 0 | 0 | 0 | 0.0 | 0.0 | 0 | 0 | 0 | 0 | 0 | 0 | 0 | 0 | 0 | 0 | 0 | 0 | 0 | 0 | 0 | 0 | 0 | 0 | W | 12-9+ |
| 10/16 | Jaguars | P | 0 | 0 | 0 | 0.0 | 0.0 | 0 | 0 | 0 | 0 | 0 | 0 | 0 | 0 | 0 | 0 | 0 | 0 | 0 | 0 | 0 | 0 | 0 | 0 | W | 34-27 |
| 10/23 | at Titans | P | 0 | 0 | 0 | 0.0 | 0.0 | 0 | 0 | 0 | 0 | 0 | 0 | 0 | 0 | 0 | 0 | 0 | 0 | 0 | 0 | 0 | 0 | 0 | 0 | L | 10-19 |
| 10/30 | Commanders | P | 0 | 0 | 0 | 0.0 | 0.0 | 0 | 0 | 0 | 0 | 0 | 0 | 0 | 0 | 0 | 0 | 0 | 0 | 0 | 0 | 0 | 0 | 0 | 0 | L | 16-17 |
| 11/06 | at Patriots | P | 0 | 0 | 0 | 0.0 | 0.0 | 0 | 0 | 0 | 0 | 0 | 0 | 0 | 0 | 0 | 0 | 0 | 0 | 1 | 1 | 0 | 0 | 0 | 0 | L | 3-26 |
| 11/13 | at Raiders | P | 0 | 0 | 0 | 0.0 | 0.0 | 0 | 0 | 0 | 0 | 0 | 0 | 0 | 0 | 0 | 0 | 0 | 0 | 1 | 1 | 0 | 0 | 0 | 0 | W | 25-20 |
| 11/20 | Eagles | P | 0 | 0 | 0 | 0.0 | 0.0 | 0 | 0 | 0 | 0 | 0 | 0 | 0 | 0 | 0 | 0 | 0 | 0 | 0 | 0 | 0 | 0 | 0 | 0 | L | 16-17 |
| 11/28 | Steelers | P | 0 | 0 | 0 | 0.0 | 0.0 | 0 | 0 | 0 | 0 | 0 | 0 | 0 | 0 | 0 | 0 | 0 | 0 | 0 | 0 | 0 | 0 | 0 | 0 | L | 17-24 |
| 12/04 | at Cowboys | P | 0 | 0 | 0 | 0.0 | 0.0 | 0 | 0 | 0 | 0 | 0 | 0 | 0 | 0 | 0 | 0 | 0 | 0 | 0 | 0 | 0 | 0 | 0 | 0 | L | 19-54 |
| 12/17 | at Vikings | P | 0 | 0 | 0 | 0.0 | 0.0 | 0 | 0 | 0 | 0 | 0 | 0 | 0 | 0 | 0 | 0 | 0 | 0 | 0 | 0 | 0 | 0 | 0 | 0 | L | 36-39+ |
| 12/26 | Chargers | P | 0 | 0 | 0 | 0.0 | 0.0 | 0 | 0 | 0 | 0 | 0 | 0 | 0 | 0 | 0 | 0 | 0 | 0 | 0 | 0 | 0 | 0 | 0 | 0 | L | 3-20 |
| 01/01 | at Giants | P | 0 | 0 | 0 | 0.0 | 0.0 | 0 | 0 | 0 | 0 | 0 | 0 | 0 | 0 | 0 | 0 | 0 | 0 | 0 | 0 | 0 | 0 | 0 | 0 | L | 10-38 |
| 01/08 | Texans | P | 0 | 0 | 0 | 0.0 | 0.0 | 0 | 0 | 0 | 0 | 0 | 0 | 0 | 0 | 0 | 0 | 0 | 0 | 0 | 0 | 0 | 0 | 0 | 0 | L | 31-32 |
| 2022 TOTALS | | | 17-0 | 0 | 0 | 0 | 0.0 | 0.0 | 0 | 0 | 0 | 0 | 0 | 0 | 0 | 0 | 0 | 0 | 0 | 3 | 2 | 1 | 0 | 0 | 0 | 0 | 4-12-1 |

-- Overtime

2023 GAME-BY-GAME REGULAR-SEASON STATISTICS (COLTS)

| DATE | OPPONENT | P/S | TACKLES | | | | | | | INTERCEPTIONS | | | | | FUMBLES | | | ST | | | MISC | | W/L | SCORE | | | |
|-------------|------------|-----|---------|---|---|-----|-----|-----|-----|---------------|----|-----|----|----|---------|----|----|----|-----|----|------|---|-----|-------|----|-----|--------|
| | | | TK | S | A | SK | YDS | TFL | YDS | QBH | NO | YDS | LG | TD | PD | FF | FR | TD | YDS | TK | S | A | | | FF | FR | S |
| 09/10 | Jaguars | P | 0 | 0 | 0 | 0.0 | 0.0 | 0 | 0 | 0 | 0 | 0 | 0 | 0 | 0 | 0 | 0 | 0 | 0 | 0 | 0 | 0 | 0 | 0 | 0 | L | 21-31 |
| 09/17 | at Texans | P | 0 | 0 | 0 | 0.0 | 0.0 | 0 | 0 | 0 | 0 | 0 | 0 | 0 | 0 | 0 | 0 | 0 | 0 | 0 | 0 | 0 | 0 | 0 | 0 | W | 31-20 |
| 09/24 | at Ravens | P | 0 | 0 | 0 | 0.0 | 0.0 | 0 | 0 | 0 | 0 | 0 | 0 | 0 | 0 | 0 | 0 | 0 | 0 | 0 | 0 | 0 | 0 | 0 | 0 | W | 22-19+ |
| 10/01 | Rams | P | 0 | 0 | 0 | 0.0 | 0.0 | 0 | 0 | 0 | 0 | 0 | 0 | 0 | 0 | 0 | 0 | 0 | 0 | 0 | 2 | 1 | 1 | 0 | 0 | L | 23-29+ |
| 10/08 | Titans | P | 0 | 0 | 0 | 0.0 | 0.0 | 0 | 0 | 0 | 0 | 0 | 0 | 0 | 0 | 0 | 0 | 0 | 0 | 0 | 0 | 0 | 0 | 0 | 0 | W | 23-16 |
| 10/15 | at Jaguars | P | 0 | 0 | 0 | 0.0 | 0.0 | 0 | 0 | 0 | 0 | 0 | 0 | 0 | 0 | 0 | 0 | 0 | 0 | 0 | 0 | 0 | 0 | 0 | 0 | L | 20-37 |
| 10/22 | Browns | P | 0 | 0 | 0 | 0.0 | 0.0 | 0 | 0 | 0 | 0 | 0 | 0 | 0 | 0 | 0 | 0 | 0 | 0 | 0 | 0 | 0 | 0 | 0 | 0 | L | 38-39 |
| 2023 TOTALS | | | 7-0 | 0 | 0 | 0.0 | 0.0 | 0 | 0 | 0 | 0 | 0 | 0 | 0 | 0 | 0 | 0 | 0 | 0 | 2 | 1 | 1 | 0 | 0 | 0 | 3-4 | |

-- Overtime

2018 GAME-BY-GAME POSTSEASON STATISTICS (COLTS)

| | | TACKLES | | | | | | | | INTERCEPTIONS | | | | FUMBLES | | | | ST | | | MISC | | | | | | | |
|-------------|-----------|---------|----|---|---|-----|-----|-----|-----|---------------|----|-----|----|---------|----|----|----|----|-----|----|------|---|----|----|---|---|-----|-------|
| DATE | OPPONENT | P/S | TK | S | A | SK | YDS | TFL | YDS | QBH | NO | YDS | LG | TD | PD | FF | FR | TD | YDS | TK | S | A | FF | FR | S | A | W/L | SCORE |
| 01/05 | at Texans | P | 0 | 0 | 0 | 0.0 | 0.0 | 0 | 0 | 0 | 0 | 0 | 0 | 0 | 0 | 0 | 0 | 0 | 0 | 0 | 0 | 0 | 0 | 0 | 0 | 0 | W | 21-7 |
| 01/12 | at Chiefs | P | 0 | 0 | 0 | 0.0 | 0.0 | 0 | 0 | 0 | 0 | 0 | 0 | 0 | 0 | 0 | 0 | 0 | 0 | 0 | 0 | 0 | 0 | 0 | 0 | 0 | L | 13-31 |
| 2018 TOTALS | | 2-0 | 0 | 0 | 0 | 0.0 | 0.0 | 0 | 0 | 0 | 0 | 0 | 0 | 0 | 0 | 0 | 0 | 0 | 0 | 0 | 0 | 0 | 0 | 0 | 0 | 0 | 1-1 | |

2020 GAME-BY-GAME POSTSEASON STATISTICS (COLTS)

| | | | TACKLES | | | | | | | INTERCEPTIONS | | | | | FUMBLES | | | ST | | | MISC | | | | | | | |
|-------------|----------|-----|---------|---|---|-----|-----|-----|-----|---------------|----|-----|----|----|---------|----|----|----|-----|----|------|---|----|----|---|---|-----|-------|
| DATE | OPPONENT | P/S | TK | S | A | SK | YDS | TFL | YDS | QBH | NO | YDS | LG | TD | PD | FF | FR | TD | YDS | TK | S | A | FF | FR | S | A | W/L | SCORE |
| 01/09 | at Bills | P | 0 | 0 | 0 | 0.0 | 0.0 | 0 | 0 | 0 | 0 | 0 | 0 | 0 | 0 | 0 | 0 | 0 | 0 | 0 | 0 | 0 | 0 | 0 | 0 | 0 | L | 24-27 |
| 2020 TOTALS | | | 1 | 0 | 0 | 0.0 | 0.0 | 0 | 0 | 0 | 0 | 0 | 0 | 0 | 0 | 0 | 0 | 0 | 0 | 0 | 0 | 0 | 0 | 0 | 0 | 0 | 0-1 | |

8

RIGOBERTO SANCHEZ

PUNTER

(REE-go-BEAR-toe)



RIGOBERTO SANCHEZ: SIGNED BY
THE COLTS AS AN UNDRAFTED FREE AGENT
ON MAY 4, 2017.

6-0 • 195 LBS

NFL EXP: 7

(7TH YEAR WITH THE COLTS)

BORN: 9/8/94

COLLEGE:
HAWAII

4TH-AND-SHORT

- In his first six seasons, he totaled 301 punts for 13,579 yards (45.1 avg./41.4 net avg.) and 116 pinned inside the 20-yard line. Also contributed 244 kickoff touchbacks.
- Recipient of the Colts' 2020 Ed Block Courage Award.
- Owns franchise rookie records in total punts (84) and punt yards (3,764).
- Helped with the Colts Hispanic Heritage Month Youth Football Camps in 2018 and 2019.
- Assisted with a Thanksgiving meal distribution to 50 low-income elementary school families back in his hometown in 2019.

DOWN THE STRETCH

Who was your childhood sports idol: Ronaldinho, for sure. Just the way he danced with the ball and scored his free kicks. I'd love to meet him some day.

Hobbies outside of football: Playing pool, fishing and playing/watching soccer.

What is the weirdest food you've ever tried: Musubi. It is super popular in Hawaii – kind of what hot dogs and corn dogs are to the mainland. It's a little block that's half rice and half sausage. I tried it, but it was a one-time thing for me.

If you could have lunch with three people, living or dead, who would they be: Ronaldinho, Adam Vinatieri and Lionel Messi

What is your pregame ritual: I say a prayer of thanks.

What is your proudest moment outside of football: Graduating from the University of Hawaii in the spring of 2018. I had to take online classes to get it done.

What is your most memorable game played: Playing in the Buffalo snow as a rookie and having a punt stick at the one-yard line.



X @RIGOJIO88



@RJSANCHEZ




2020 ED BLOCK COURAGE AWARD WINNER

The Wednesday before Thanksgiving in 2020, Sanchez had a normal practice, but something didn't feel right. He usually is one to play through any aches and pains, but he mentioned it to a special teams coach who pointed him to the medical staff. They recommended doing MRIs, and then something completely unexpected was found. Sanchez was informed he had a cancerous tumor, and that it needed to be removed. Even though he was shocked by this unexpected turn, he still went on to play the game against the Titans the following Sunday because he didn't want to let his teammates down. He had surgery the following Tuesday to remove the tumor, and days after that the doctors informed him that he was cancer free and that it hadn't spread. He missed two games, but was able to return and finish the season with the team. Sanchez was voted as the Colts' Ed Block Courage Award winner for the way he attacked the entire process. "I've always admired the people around the league who have made the list and I'm blessed to be one of the 32 recipients," Sanchez said. "I'm thankful for everyone who categorized me for this distinguished award. Just know, to always keep going and be the change."



SURPASSING ELAM

At Hawaii, Sanchez served as the team's punter, placekicker and kickoff specialist. In the 2016 season, he went a perfect 13-of-13 on his field goal attempts (100.0 percent), breaking the school's single-season mark set by Jason Elam in 1989 (90.9 percent). Sanchez's career mark of 87.5 percent on field goals topped Elam's former record of 79.0 percent and Sanchez's career 44.8 punting average leapfrogged Elam's former record of 43.5 yards per punt. Before starting an NFL career that spanned 15 seasons and included three Associated Press First Team All-Pro honors and two Super Bowl championships, Elam scored the third-most points in NCAA history (397) and tied for the second-most field goals made (79). In the NFL, Elam notched a then-record 63-yard field goal and owns nearly every career kicking record in Denver Broncos history.



FORK IN THE ROAD

While soccer was Sanchez's first love, he obliged to a friend's request to give football a try. After converting a 30-yard field goal attempt on his first ever kick in practice as a high school sophomore, Sanchez propelled a football career that left him with a major decision to make prior to entering college. With opportunities to play either soccer or football at the junior college level, Sanchez passed on pursuing his first love and pursued a football career that has since seen him excel at the NCAA FBS and NFL levels.

As a high school student, Sanchez set numerous goals to push him and drive him to excellence, both in the classroom and in athletics. When Sanchez, a captain at Hamilton (Calif.) High School, was progressing as a promising soccer player, he set a goal to represent the U.S. in the 2018 FIFA World Cup in Russia. He specifically targeted the 2018 FIFA World Cup in Russia because he felt it would give him enough time to develop and make an impression to the United States Men's National Team, but his soccer dreams shifted to football ambitions by the end of his high school career.



HISPANIC HERITAGE

Sanchez grew up in his household speaking Spanish with his mom and dad and is still fluent in the language today. He still tries to speak it today, and communicates in Spanish with his wife here and there. He tries to keep up with it because he wants to teach it to his kids one day. Both of his parents are from Mexico and when they were around the age of 15, they came to the United States. His mom is from Guanajuato and his dad is from Michoacán. Being one of a few players with a hispanic heritage, he says it motivates him and he is proud to represent for them. At the Colts Hispanic Heritage Month Youth Football Camp in 2018, he was excited to engage with the kids. "I was talking to them in English and then started talking to them in Spanish and asked who spoke Spanish. They all raised their hands and it was a pretty cool thing to watch. They were all excited to talk with me in Spanish."





FROM BUTTE TO THE BIG LEAGUES

Sanchez is not the only Chico, Calif., native to go through Butte College en route to launching a professional sports career. Sanchez attended Hamilton (Calif.) High School and his graduation class was only 73 students. The only other professional athlete to ever come out of Hamilton is Kyle Lohse, who split 16 Major League Baseball seasons with Minnesota, Cincinnati, Philadelphia, St. Louis, Milwaukee and Texas. Like Sanchez, Lohse went from Hamilton to Butte College, a junior college that participates in the California Community College Athletic Association. Roughly 12 miles from Hamilton lays Pleasant Valley High School, which produced Jets quarterback Aaron Rodgers. Rodgers also attended Butte College to keep his professional sports ambitions alive. Following their tenures at Butte, Sanchez transferred to the University of Hawaii, Rodgers transferred to the University of California and Lohse entered the MLB.



NFL HIGHLIGHTS

- In six seasons with the Colts, he has competed in 86 games and has totaled 331 punts for 14,978 yards, (45.3 avg./41.4 net avg.) and 125 kicks pinned inside the 20-yard line. Also contributed with 244 kickoff touchbacks. Has seen action in three postseason contests and recorded 13 punts for 559 yards (43.0 avg. (41.0 net avg.) with six pinned inside the 20-yard line.
- In 2023, he has appeared in all seven games and has tallied 30 punts for 1,399 yards (46.6 avg./40.7 net avg.) with nine pinned inside the 20-yard line. In Week 7 vs. CLE, he tallied five punts for 260 yards (52.0 avg./47.6 net avg.) with one pinned inside the 20-yard line. He passed Chris Gardocki and David Lee (nine) for the fourth-most games with a 50.0+ punting average in franchise history.
- Spent the entire 2022 season on the Injured Reserve list.
- In 2021, he appeared in all 17 games and tallied 59 punts for 2,627 yards (44.5 avg./39.7 net avg.) with 24 downed inside the 20-yard line. In Week 4 at Miami, he was named AFC Special Teams Player of the Week after he tallied four punts for 200 yards (50.0 avg./46.8 net avg.) with two punts pinned inside the 20-yard line and tied Chris Gardocki and David Lee (nine) for the fourth-most games with a 50.0-plus punting average in franchise history. In Week 7 at San Francisco, he earned AFC Special Teams Player of the Week honors after he tallied six punts for 273 yards (45.5 avg./38.7 net avg.) with two punts pinned inside the 20-yard line. He registered a 79-yard punt in the second quarter, which is the longest punt in franchise history.
- Saw action in 14 games in 2020 and recorded 42 punts

2X AFC SPECIAL TEAMS PLAYER OF THE WEEK

In 2021, Sanchez has earned AFC Special Teams Player of the Week twice for his performances in Week 4 at Miami and Week 7 at San Francisco. In Week 7, he registered a 79-yard punt, which is the longest punt in franchise history. Sanchez became the first Indianapolis player to earn multiple AFC Special Teams Player of the Week honors in the same season since Adam Vinatieri in 2013 (Weeks 11 and 17).



NFL HIGHLIGHTS CONT...

- for 1,940 yards (46.2 avg./40.0 net avg.) with 18 punts pinned inside the 20-yard line. In Week 2 vs. Minnesota, he pinned a 39-yard punt at the two-yard line that led to an Indianapolis safety. In Week 3 vs. New York Jets, he had four punts for 175 yards (43.8 avg.) with three kicks pinned inside of the 10-yard line. In Week 5 at Cleveland, he had one punt for 54 yards with one downed inside the 20-yard line. With one punt inside the 20-yard line, he passed Chris Gardocki (80) for the fourth-most punts inside the 20-yard line in franchise history. In Week 8 at Detroit, he had four punts for 184 yards (46.0 avg.) with three downed inside the 20-yard line. In Week 11 vs. Green Bay, he recorded two punts for 71 yards with two downed inside the 20-yard line. Competed in one postseason contest and recorded two punts for 73 yards (36.5 avg.) with two pinned inside the 20-yard line.
- In 2019, appeared in all 16 games and had 59 punts for 2,619 yards (44.4 avg./41.2 net avg.) and 22 pinned inside the 20. Also added 60 kickoff touchbacks.
- Appearing in all 16 games in 2018, he had 57 punts for 2,629 yards (46.1 avg./42.7 net avg.) and 24 punts downed inside the 20-yard line. Also totaled 59 kickoff touchbacks. He ranked third in the NFL (first in the AFC) in net punting average, ninth in punting average and fifth in kickoff touchbacks. In two postseason contests, he punted 11 times for 486 yards (44.2 avg./41.8 net avg.) and downed four punts inside the 20-yard line. He also had four kickoff touchbacks.
- In his 2017 rookie season, he competed in all 16 games and totaled 84 punts for 3,764 yards (44.8 avg./42.6 net avg.) and 28 kicks pinned inside the 20-yard line. Also contributed with 46 kickoff touchbacks.
- Was named to the 2017 PFWA All-Rookie team.
- Set franchise rookie records for total punts and punt yards.
- Set the NFL record for net punting average (42.6) by a rookie punter. His total ranked fourth in the NFL in 2017.



COLLEGE HIGHLIGHTS

- Played in 26 games in two seasons (2015-16) at Hawaii. Over his career with the Warriors, served as the team's punter, kicker and kickoff specialist.
- Converted 21-of-24 field goal attempts (87.5 percent) with a long of 55 yards. Compiled 144 punts for 6,457 yards (44.8 avg.) with 49 punts inside the 20-yard line and 45 punts of 50-plus yards. Recorded 39 touchbacks on 93 kickoffs.
- Set Hawaii's career punting average record (44.8).
- Played in 26 games in two seasons (2015-16) at Hawaii. Over his career with the Warriors, served as the team's punter, kicker and kickoff specialist.
- Converted 21-of-24 field goal attempts (87.5 percent) with a long of 55 yards. Compiled 144 punts for 6,457 yards (44.8 avg.) with 49 punts inside the 20-yard line and 45 punts of 50-plus yards. Recorded 39 touchbacks on 93 kickoffs.
- Set Hawaii's career punting average record (44.8).
- Received All-Mountain West honorable mention recognition twice (2015 and 2016) and participated in the NFLPA Collegiate Bowl.
- In 2016, appeared in all 14 games and was a perfect 13-for-13 on field goals, breaking Jason Elam's single-season field goal percentage record. Selected to the team's leadership council and received the Coach Dick Tomey Special Teams MVP Award at the annual Na Koa football banquet.
- Named Mountain West Special Teams Player of the Week on Oct. 10, following his six-punt, two-field goal performance at San Jose State.
- Saw action in 12 games in 2015 and was one of only five athletes nationally who handled all four kicking duties for their program. Earned Hawaii's Special Teams Player of the Year award.
- In 2015, punted 74 times for 3,335 yards, the second-most season punt yards and fifth-most punts on record at Hawaii. Averaged 45.1 yards per punt, the fourth-best single-season average in school history. His punting average also ranked third in the Mountain West and 13th nationally.
- Tied the fifth-longest punt in Warriors history with a 73-yarder against Air Force, highlighting a 52.0 yards per punt performance which earned him Ray Guy Punter of the Week honors nationally.
- Prior to Hawaii, played two seasons at Butte College in California. Was named a First Team All-California Region I selection and set a school record for career field goals (22) and the longest converted field goal (54 yards).
- Was second in the California Community College Athletic Association (CCCAA) in scoring in 2013 with 109 points, putting up school records of 76-for-77 on extra points and 11 field goals.
- Made 43-of-44 PATs with 11 field goals in 2012.

PERSONAL

- Attended Hamilton High School in Hamilton City, Calif.
- Combined for 10 made field goals between his junior and senior campaigns, with 50-of-59 PATs. Made a long field goal of 57 yards.
- Named to the *MaxPreps* California Division IV All-State first-team as a 2012 senior and earned First Team All-Northern Section honors.
- Also lettered twice in soccer and earned all-league honors.
- Was a merit roll student.
- Helped with a Colts Hispanic Heritage Month Youth Football Camp in 2018 and 2019.
- Hosted his first annual Rigo Sanchez Football Camp at his alma mater, Hamilton High School, in the summer of 2019. The free football camp was provided to more than 200 kids.
- Participated in the NFL's My Cause My Cleats initiative and represented the American Cancer Society (2021-22), the National Alliance of Mental Illness (2020), the Lupus Foundation of America (2019) and the Lung Cancer Foundation of America (2017-18)
- In 2020, he participated in a Colts' mobile pantry distribution as part of the No One Runs on Empty program.
- Participated in the Colts Horseshoe Helpings event in 2019.
- Named the 2020 recipient of the Colts' Ed Block Courage Award.
- Studied sociology at Hawaii.
- Married to his wife, Cynthia, and they have a daughter, Bali.
- A native of Chico, Calif.



RIGOBERTO SANCHEZ'S - NFL REGULAR SEASON STATISTICS

| DATE | TEAM | GP | NO. | YDS. | AVG. | OPP. RET. | YDS. | NET YDS. | AVG. | TB | IN20 | LG | BK |
|---------------|-------|-----------|------------|---------------|-------------|------------|------------|---------------|-------------|-----------|------------|-----------|----------|
| 2017 | Colts | 16 | 84 | 3,764 | 44.8 | 19 | 80 | 3,624 | 42.6 | 3 | 28 | 61 | 1 |
| 2018 | Colts | 16 | 57 | 2,629 | 46.1 | 21 | 93 | 2,436 | 42.7 | 5 | 24 | 63 | 0 |
| 2019 | Colts | 16 | 59 | 2,619 | 44.4 | 28 | 166 | 2,433 | 41.2 | 1 | 22 | 60 | 0 |
| 2020 | Colts | 14 | 42 | 1,940 | 46.2 | 23 | 141 | 1,719 | 40.0 | 4 | 18 | 60 | 1 |
| 2021 | Colts | 17 | 59 | 2,627 | 44.5 | 28 | 267 | 2,340 | 39.7 | 1 | 24 | 79 | 0 |
| 2022 | Colts | 0 | 0 | 0 | 0.0 | 0 | 0 | 0 | 0.0 | 0 | 0 | 0 | 0 |
| 2023 | Colts | 7 | 30 | 1,399 | 46.6 | 17 | 178 | 1,221 | 40.7 | 0 | 9 | 57 | 0 |
| TOTALS | | 86 | 331 | 14,978 | 45.3 | 136 | 925 | 13,773 | 41.4 | 14 | 125 | 79 | 2 |

RIGOBERTO SANCHEZ'S - NFL POSTSEASON STATISTICS

| DATE | TEAM | GP | NO. | YDS. | AVG. | OPP. RET. | YDS. | NET YDS. | AVG. | TB | IN20 | LG | BK |
|---------------|-------|----------|-----------|------------|-------------|-----------|----------|------------|-------------|----------|----------|-----------|----------|
| 2018 | Colts | 2 | 11 | 486 | 44.2 | 5 | 6 | 460 | 41.8 | 1 | 4 | 57 | 0 |
| 2020 | Colts | 1 | 2 | 73 | 36.5 | 0 | 0 | 73 | 36.5 | 0 | 2 | 37 | 0 |
| TOTALS | | 3 | 13 | 559 | 43.0 | 5 | 6 | 533 | 41.0 | 1 | 6 | 57 | 0 |

SINGLE-GAME HIGHS: PUNTER

Punts 7 at Baltimore Ravens, Sep 24, 2023
...6 more at 7.

Gross Punting Yards 328 vs. Pittsburgh Steelers, Nov 12, 2017
325 at Baltimore Ravens, Sep 24, 2023
320 vs. Cleveland Browns, Sep 24, 2017

Gross Punting Avg 54.0 at Cleveland Browns, Oct 11, 2020
53.3 at Tennessee Titans, Oct 16, 2017
53.0 vs. Atlanta Falcons, Sep 22, 2019

Net Punting Yards 321 vs. Pittsburgh Steelers, Nov 12, 2017
314 vs. Jacksonville Jaguars, Oct 22, 2017
300 vs. Cleveland Browns, Sep 24, 2017

Net Punting Avg 50.0 vs. Dallas Cowboys, Dec 16, 2018
49.0 at Cleveland Browns, Oct 11, 2020
48.3 at Tennessee Titans, Oct 16, 2017

Longest Punts 79 at San Francisco 49ers, Oct 24, 2021
63 vs. Tennessee Titans, Oct 31, 2021
...1 more at 63.

Inside the 20 4 vs. Jacksonville Jaguars, Oct 22, 2017
...1 more at 4.

Special Teams Tackles 2 vs. Las Vegas Raiders, Jan 02, 2022
1 at San Francisco 49ers, Oct 24, 2021
...3 more at 1.

SINGLE-GAME HIGHS - POSTSEASON: PUNTER

Punts 7 at Kansas City Chiefs, Jan 12, 2019
4 at Houston Texans, Jan 05, 2019
2 at Buffalo Bills, Jan 09, 2021

Gross Punting Yards 338 at Kansas City Chiefs, Jan 12, 2019
148 at Houston Texans, Jan 05, 2019
73 at Buffalo Bills, Jan 09, 2021

Gross Punting Avg 48.3 at Kansas City Chiefs, Jan 12, 2019
37.0 at Houston Texans, Jan 05, 2019

Net Punting Yards 312 at Kansas City Chiefs, Jan 12, 2019
148 at Houston Texans, Jan 05, 2019
73 at Buffalo Bills, Jan 09, 2021

Net Punting Avg 44.6 at Kansas City Chiefs, Jan 12, 2019
37.0 at Houston Texans, Jan 05, 2019
57 at Kansas City Chiefs, Jan 12, 2019

Longest Punts 44 at Houston Texans, Jan 05, 2019
37 at Buffalo Bills, Jan 09, 2021
2 at Buffalo Bills, Jan 09, 2021
...2 more at 2.



2017 GAME-BY-GAME REGULAR-SEASON STATISTICS (COLTS)

| DATE | OPPONENT | | NO. | YDS. | AVG. | OPP. RET. | YDS. | NET YDS. | AVG | TB | IN20 | LG | BK | W/L | SCORE |
|--------------------|-------------|---|-----------|-----------|--------------|--------------|-----------|-------------|--------------|-------------|----------|-----------|-----------|----------|-------------|
| 09/10 | at Rams | P | 6 | 302 | 50.3 | 3 | 15 | 287 | 47.8 | 0 | 2 | 53 | 0 | L | 9-46 |
| 09/17 | Cardinals | P | 7 | 303 | 43.3 | 1 | 6 | 297 | 42.4 | 0 | 3 | 53 | 0 | L | 13-16+ |
| 09/24 | Browns | P | 7 | 320 | 45.7 | 1 | 0 | 300 | 42.9 | 1 | 2 | 51 | 0 | W | 31-28 |
| 10/01 | at Seahawks | P | 6 | 250 | 41.7 | 0 | 0 | 250 | 41.7 | 0 | 2 | 61 | 0 | L | 18-46 |
| 10/08 | 49ers | P | 4 | 191 | 47.8 | 1 | 0 | 191 | 47.8 | 0 | 4 | 56 | 0 | W | 26-23+ |
| 10/16 | at Titans | P | 3 | 160 | 53.3 | 2 | 15 | 145 | 48.3 | 0 | 0 | 58 | 0 | L | 22-36 |
| 10/22 | Jaguars | P | 7 | 314 | 44.9 | 0 | 0 | 314 | 44.9 | 0 | 4 | 58 | 0 | L | 0-27 |
| 10/29 | at Bengals | P | 4 | 183 | 45.8 | 3 | 29 | 154 | 30.8 | 0 | 0 | 51 | 1 | L | 23-24 |
| 11/05 | at Texans | P | 6 | 249 | 41.5 | 2 | 4 | 245 | 40.8 | 0 | 1 | 50 | 0 | W | 20-14 |
| 11/12 | Steelers | P | 7 | 328 | 46.9 | 1 | 7 | 321 | 45.9 | 0 | 2 | 59 | 0 | L | 17-20 |
| 11/26 | Titans | P | 5 | 235 | 47.0 | 2 | 7 | 228 | 45.6 | 0 | 1 | 54 | 0 | L | 16-20 |
| 12/03 | at Jaguars | P | 4 | 187 | 46.8 | 0 | 0 | 167 | 41.8 | 1 | 0 | 56 | 0 | L | 10-30 |
| 12/10 | at Bills | P | 7 | 269 | 38.4 | 0 | 0 | 249 | 35.6 | 1 | 2 | 47 | 0 | L | 7-13+ |
| 12/14 | Broncos | P | 4 | 164 | 41.0 | 1 | 0 | 164 | 41.0 | 0 | 2 | 47 | 0 | L | 13-25 |
| 12/23 | at Ravens | P | 2 | 74 | 37.0 | 1 | 0 | 74 | 37.0 | 0 | 0 | 38 | 0 | L | 16-23 |
| 12/31 | Texans | P | 5 | 235 | 47.0 | 1 | -3 | 238 | 47.6 | 0 | 3 | 50 | 0 | W | 22-13 |
| 2017 TOTALS | | | 16 | 84 | 3,764 | 44.8 | 19 | 80 | 3,624 | 42.6 | 3 | 28 | 61 | 1 | 4-12 |

+ - Overtime

2018 GAME-BY-GAME REGULAR-SEASON STATISTICS (COLTS)

| DATE | OPPONENT | | NO. | YDS. | AVG. | OPP. RET. | YDS. | NET YDS. | AVG | TB | IN20 | LG | BK | W/L | SCORE |
|--------------------|-------------|---|-----------|-----------|--------------|--------------|-----------|-------------|--------------|-------------|----------|-----------|-----------|----------|-------------|
| 09/09 | Bengals | P | 2 | 95 | 47.5 | 1 | -1 | 96 | 48.0 | 0 | 0 | 49 | 0 | L | 23-34 |
| 09/16 | at Redskins | P | 5 | 235 | 47.0 | 1 | 6 | 209 | 41.8 | 1 | 1 | 59 | 0 | W | 21-9 |
| 09/23 | at Eagles | P | 5 | 222 | 44.4 | 4 | 4 | 218 | 43.6 | 0 | 2 | 53 | 0 | L | 16-20 |
| 09/30 | Texans | P | 5 | 220 | 44.0 | 2 | 20 | 200 | 40.0 | 0 | 2 | 57 | 0 | L | 34-37+ |
| 10/04 | at Patriots | P | 3 | 142 | 47.3 | 2 | 20 | 122 | 40.7 | 0 | 1 | 51 | 0 | L | 24-38 |
| 10/14 | at Jets | P | 2 | 93 | 46.5 | 1 | 6 | 87 | 43.5 | 0 | 0 | 48 | 0 | L | 34-42 |
| 10/21 | Bills | P | 4 | 188 | 47.0 | 0 | 0 | 188 | 47.0 | 0 | 2 | 61 | 0 | W | 37-5 |
| 10/28 | at Raiders | P | 1 | 46 | 46.0 | 1 | -1 | 47 | 47.0 | 0 | 0 | 46 | 0 | W | 42-28 |
| 11/11 | Jaguars | P | 3 | 138 | 46.0 | 1 | 1 | 137 | 45.7 | 0 | 1 | 52 | 0 | W | 29-26 |
| 11/18 | Titans | P | 3 | 142 | 47.3 | 0 | 0 | 142 | 47.3 | 0 | 3 | 53 | 0 | W | 38-10 |
| 11/25 | Dolphins | P | 3 | 103 | 34.3 | 1 | 0 | 103 | 34.3 | 0 | 1 | 49 | 0 | W | 27-24 |
| 12/02 | at Jaguars | P | 6 | 298 | 49.7 | 1 | 8 | 250 | 41.7 | 2 | 3 | 57 | 0 | L | 0-6 |
| 12/09 | at Texans | P | 6 | 278 | 46.3 | 2 | 18 | 220 | 36.7 | 2 | 2 | 55 | 0 | W | 24-21 |
| 12/16 | Cowboys | P | 1 | 52 | 52.0 | 1 | 2 | 50 | 50.0 | 0 | 1 | 52 | 0 | W | 23-0 |
| 12/23 | Giants | P | 4 | 186 | 46.5 | 1 | 0 | 186 | 46.5 | 0 | 3 | 63 | 0 | W | 28-27 |
| 12/30 | at Titans | P | 4 | 191 | 47.8 | 2 | 10 | 181 | 45.3 | 0 | 2 | 57 | 0 | W | 33-17 |
| 2018 TOTALS | | | 16 | 57 | 2,629 | 46.1 | 21 | 93 | 2,436 | 42.7 | 5 | 24 | 63 | 0 | 10-6 |

+ - Overtime

2019 GAME-BY-GAME REGULAR-SEASON STATISTICS (COLTS)

| DATE | OPPONENT | | NO. | YDS. | AVG. | OPP. RET. | YDS. | NET YDS. | AVG | TB | IN20 | LG | BK | W/L | SCORE |
|--------------------|---------------|---|-----------|-----------|--------------|--------------|-----------|-------------|--------------|-------------|----------|-----------|-----------|----------|------------|
| 09/08 | at Chargers | P | 3 | 108 | 36.0 | 1 | 0 | 108 | 36.0 | 0 | 0 | 49 | 0 | L | 24-30+ |
| 09/15 | at Redskins | P | 5 | 248 | 49.6 | 2 | 26 | 202 | 40.4 | 1 | 1 | 60 | 0 | W | 19-17 |
| 09/22 | Falcons | P | 1 | 53 | 53.0 | 1 | 10 | 43 | 43.0 | 0 | 0 | 53 | 0 | W | 27-24 |
| 09/29 | Raiders | P | 4 | 186 | 46.5 | 2 | 4 | 182 | 45.5 | 0 | 2 | 55 | 0 | L | 24-31 |
| 10/06 | at Chiefs | P | 3 | 123 | 41.0 | 2 | 1 | 122 | 40.7 | 0 | 1 | 49 | 0 | W | 19-13 |
| 10/20 | Texans | P | 4 | 174 | 43.5 | 1 | 3 | 171 | 42.8 | 0 | 2 | 48 | 0 | W | 30-23 |
| 10/27 | Broncos | P | 5 | 232 | 46.4 | 3 | 22 | 210 | 42.0 | 0 | 2 | 58 | 0 | W | 15-13 |
| 11/03 | at Steelers | P | 3 | 135 | 45.0 | 1 | 0 | 135 | 45.0 | 0 | 1 | 48 | 0 | L | 24-26 |
| 11/10 | Dolphins | P | 4 | 172 | 43.0 | 2 | 16 | 156 | 39.0 | 0 | 1 | 54 | 0 | L | 12-16 |
| 11/17 | Jaguars | P | 3 | 129 | 43.0 | 1 | 0 | 129 | 43.0 | 0 | 0 | 44 | 0 | W | 33-13 |
| 11/21 | at Texans | P | 5 | 239 | 47.8 | 2 | 23 | 216 | 43.2 | 0 | 3 | 52 | 0 | L | 17-20 |
| 12/01 | Titans | P | 3 | 148 | 49.3 | 2 | 8 | 140 | 46.7 | 0 | 1 | 51 | 0 | L | 17-31 |
| 12/08 | at Buccaneers | P | 4 | 177 | 44.3 | 2 | 3 | 174 | 43.5 | 0 | 2 | 51 | 0 | L | 35-38 |
| 12/16 | at Saints | P | 6 | 222 | 37.0 | 3 | 29 | 193 | 32.2 | 0 | 2 | 50 | 0 | L | 7-34 |
| 12/22 | Panthers | P | 3 | 140 | 46.7 | 2 | 16 | 124 | 41.3 | 0 | 1 | 53 | 0 | W | 38-6 |
| 12/29 | at Jaguars | P | 3 | 133 | 44.3 | 1 | 5 | 128 | 42.7 | 0 | 3 | 54 | 0 | L | 20-38 |
| 2019 TOTALS | | | 16 | 59 | 2,619 | 44.4 | 28 | 166 | 2,433 | 41.2 | 1 | 22 | 60 | 0 | 7-9 |

+ - Overtime



2020 GAME-BY-GAME REGULAR-SEASON STATISTICS (COLTS)

| DATE | OPPONENT | | NO. | YDS. | AVG. | OPP. RET. | YDS. | NET YDS. | AVG | TB | IN20 | LG | BK | W/L | SCORE |
|--------------------|-------------|---|-----------|-----------|--------------|--------------|-----------|-------------|--------------|-------------|----------|-----------|-----------|----------|-------------|
| 09/13 | at Jaguars | P | 0 | 0 | 0.0 | 0 | 0 | 0 | 0.0 | 0 | 0 | 0 | 0 | L | 20-27 |
| 09/20 | Vikings | P | 2 | 87 | 43.5 | 0 | 0 | 87 | 43.5 | 0 | 1 | 48 | 0 | W | 28-11 |
| 09/27 | Jets | P | 4 | 175 | 43.8 | 0 | 0 | 175 | 43.8 | 0 | 3 | 50 | 0 | W | 36-7 |
| 10/04 | at Bears | P | 5 | 252 | 50.4 | 3 | 18 | 214 | 42.8 | 1 | 2 | 60 | 0 | W | 19-11 |
| 10/11 | at Browns | P | 1 | 54 | 54.0 | 1 | 5 | 49 | 49.0 | 0 | 1 | 54 | 0 | L | 23-32 |
| 10/18 | Bengals | P | 3 | 137 | 45.7 | 2 | 12 | 125 | 41.7 | 0 | 1 | 51 | 0 | W | 31-27 |
| 11/01 | at Lions | P | 4 | 184 | 46.0 | 1 | 2 | 182 | 36.4 | 0 | 3 | 51 | 1 | W | 41-21 |
| 11/08 | Ravens | P | 4 | 204 | 51.0 | 2 | 13 | 151 | 37.8 | 2 | 0 | 59 | 0 | L | 10-24 |
| 11/12 | at Titans | P | 1 | 46 | 46.0 | 1 | 2 | 44 | 44.0 | 0 | 1 | 46 | 0 | W | 34-17 |
| 11/22 | Packers | P | 2 | 71 | 35.5 | 0 | 0 | 71 | 35.5 | 0 | 2 | 38 | 0 | W | 34-31+ |
| 11/29 | Titans | P | 5 | 254 | 50.8 | 4 | 52 | 202 | 40.4 | 0 | 1 | 58 | 0 | L | 26-45 |
| 12/06 | at Texans | | | | | | INACTIVE | | | | | | | W | 26-20 |
| 12/13 | at Raiders | | | | | | INACTIVE | | | | | | | W | 44-27 |
| 12/20 | Texans | P | 2 | 91 | 45.5 | 0 | 0 | 91 | 45.5 | 0 | 1 | 47 | 0 | W | 27-20 |
| 12/27 | at Steelers | P | 5 | 212 | 42.4 | 3 | 21 | 191 | 38.2 | 0 | 1 | 51 | 0 | L | 24-28 |
| 01/03 | Jaguars | P | 4 | 173 | 43.3 | 2 | 16 | 137 | 34.3 | 1 | 1 | 53 | 0 | W | 28-14 |
| 2020 TOTALS | | | 14 | 42 | 1,940 | 46.2 | 19 | 141 | 1,719 | 40.0 | 4 | 18 | 60 | 1 | 11-5 |

+ - Overtime

2021 GAME-BY-GAME REGULAR-SEASON STATISTICS (COLTS)

| DATE | OPPONENT | | NO. | YDS. | AVG. | OPP. RET. | YDS. | NET YDS. | AVG | TB | IN20 | LG | BK | W/L | SCORE |
|--------------------|--------------|---|-----------|-----------|--------------|--------------|-----------|-------------|--------------|-------------|----------|-----------|-----------|----------|------------|
| 09/12 | Seahawks | P | 4 | 187 | 46.8 | 2 | 15 | 172 | 43.0 | 0 | 1 | 52 | 0 | L | 16-28 |
| 09/19 | Rams | P | 2 | 85 | 42.5 | 1 | 0 | 85 | 42.5 | 0 | 1 | 45 | 0 | L | 24-27 |
| 09/26 | at Titans | P | 4 | 197 | 49.3 | 3 | 44 | 153 | 38.3 | 0 | 1 | 56 | 0 | L | 16-25 |
| 10/03 | at Dolphins | P | 4 | 200 | 50.0 | 3 | 13 | 187 | 46.8 | 0 | 2 | 57 | 0 | W | 27-17 |
| 10/11 | at Ravens | P | 2 | 90 | 45.0 | 1 | 0 | 90 | 45.0 | 0 | 1 | 52 | 0 | L | 25-31+ |
| 10/17 | Texans | P | 5 | 217 | 43.4 | 1 | 3 | 214 | 42.8 | 0 | 2 | 50 | 0 | W | 31-3 |
| 10/24 | at 49ers | P | 6 | 273 | 45.5 | 3 | 21 | 232 | 38.7 | 1 | 2 | 79 | 0 | W | 30-18 |
| 10/31 | Titans | P | 4 | 182 | 45.5 | 2 | 21 | 161 | 40.3 | 0 | 2 | 63 | 0 | L | 31-34+ |
| 11/04 | Jets | P | 2 | 85 | 42.5 | 0 | 0 | 85 | 42.5 | 0 | 1 | 47 | 0 | W | 45-30 |
| 11/14 | Jaguars | P | 7 | 319 | 45.6 | 4 | 30 | 289 | 41.3 | 0 | 1 | 55 | 0 | W | 23-17 |
| 11/21 | at Bills | P | 1 | 31 | 31.0 | 0 | 0 | 31 | 31.0 | 0 | 1 | 31 | 0 | W | 41-15 |
| 11/28 | Buccaneers | P | 3 | 134 | 44.7 | 2 | 3 | 131 | 43.7 | 0 | 2 | 47 | 0 | L | 31-38 |
| 12/05 | at Texans | P | 3 | 124 | 41.3 | 1 | 4 | 120 | 40.0 | 0 | 3 | 43 | 0 | W | 31-0 |
| 12/18 | Patriots | P | 2 | 87 | 43.5 | 1 | 1 | 86 | 43.0 | 0 | 1 | 46 | 0 | W | 27-17 |
| 12/25 | at Cardinals | P | 3 | 115 | 38.3 | 1 | 48 | 67 | 22.3 | 0 | 2 | 44 | 0 | W | 22-16 |
| 01/02 | Raiders | P | 5 | 223 | 44.6 | 3 | 64 | 159 | 31.8 | 0 | 1 | 55 | 0 | L | 20-23 |
| 01/09 | at Jaguars | P | 2 | 78 | 39.0 | 0 | 0 | 78 | 39.0 | 0 | 0 | 45 | 0 | L | 11-26 |
| 2021 TOTALS | | | 17 | 59 | 2,627 | 44.5 | 28 | 267 | 2,340 | 39.7 | 1 | 24 | 79 | 0 | 9-8 |

+ - Overtime



2022 GAME-BY-GAME REGULAR-SEASON STATISTICS (COLTS)

| DATE | OPPONENT | NO. | YDS. | AVG. | OPP. RET. | YDS. | NET YDS. | AVG | TB | IN20 | LG | BK | W/L/T | SCORE |
|-------------|-------------|-----|------|------|--------------|------|-----------------|-----|-----|------|----|----|-------|--------|
| 09/11 | at Texans | | | | | | INJURED RESERVE | | | | | | T | 20-20 |
| 09/18 | at Jaguars | | | | | | INJURED RESERVE | | | | | | L | 0-24 |
| 09/25 | Chiefs | | | | | | INJURED RESERVE | | | | | | W | 20-17 |
| 10/02 | Titans | | | | | | INJURED RESERVE | | | | | | L | 17-24 |
| 10/06 | at Broncos | | | | | | INJURED RESERVE | | | | | | W | 12-9+ |
| 10/16 | Jaguars | | | | | | INJURED RESERVE | | | | | | W | 34-27 |
| 10/23 | at Titans | | | | | | INJURED RESERVE | | | | | | L | 10-19 |
| 10/30 | Commanders | | | | | | INJURED RESERVE | | | | | | L | 16-17 |
| 11/06 | at Patriots | | | | | | INJURED RESERVE | | | | | | L | 3-26 |
| 11/13 | at Raiders | | | | | | INJURED RESERVE | | | | | | W | 25-20 |
| 11/20 | Eagles | | | | | | INJURED RESERVE | | | | | | L | 16-17 |
| 11/28 | Steelers | | | | | | INJURED RESERVE | | | | | | L | 17-24 |
| 12/04 | at Cowboys | | | | | | INJURED RESERVE | | | | | | L | 19-54 |
| 12/17 | at Vikings | | | | | | INJURED RESERVE | | | | | | L | 36-39+ |
| 12/26 | Chargers | | | | | | INJURED RESERVE | | | | | | L | 3-20 |
| 01/01 | at Giants | | | | | | INJURED RESERVE | | | | | | L | 10-38 |
| 01/08 | Texans | | | | | | INJURED RESERVE | | | | | | L | 31-32 |
| 2022 TOTALS | | 0 | 0 | 0 | 0.0 | 0 | 0 | 0 | 0.0 | 0 | 0 | 0 | 0 | 4-12-1 |

+ - Overtime

2023 GAME-BY-GAME REGULAR-SEASON STATISTICS (COLTS)

| DATE | OPPONENT | | NO. | YDS. | AVG. | OPP. RET. | YDS. | NET YDS. | AVG | TB | IN20 | LG | BK | W/L | SCORE |
|-------------|------------|---|-----|-------|------|--------------|------|-------------|------|----|------|----|----|-----|--------|
| 09/10 | Jaguars | P | 5 | 208 | 41.6 | 2 | 58 | 150 | 30.0 | 0 | 0 | 46 | 0 | L | 21-31 |
| 09/17 | at Texans | P | 5 | 220 | 44.0 | 2 | 20 | 200 | 40.0 | 0 | 2 | 51 | 0 | W | 31-20 |
| 09/24 | at Ravens | P | 7 | 325 | 46.4 | 4 | 45 | 280 | 40.0 | 0 | 3 | 54 | 0 | W | 22-19+ |
| 10/01 | Rams | P | 4 | 193 | 48.3 | 4 | 15 | 178 | 44.5 | 0 | 1 | 54 | 0 | L | 23-29+ |
| 10/08 | Titans | P | 1 | 50 | 50.0 | 1 | 12 | 38 | 38.0 | 0 | 1 | 50 | 0 | W | 23-16 |
| 10/15 | at Jaguars | P | 3 | 143 | 47.7 | 1 | 6 | 137 | 45.7 | 0 | 1 | 52 | 0 | L | 20-37 |
| 10/22 | Browns | P | 5 | 260 | 52.0 | 3 | 22 | 238 | 47.6 | 0 | 1 | 57 | 0 | L | 38-39 |
| 2023 TOTALS | 7 | | 30 | 1,399 | 46.6 | 17 | 178 | 1,221 | 40.7 | 0 | 9 | 57 | 0 | 3-4 | |

+ - Overtime

2018 GAME-BY-GAME POSTSEASON STATISTICS (COLTS)

| DATE | OPPONENT | | NO. | YDS. | AVG. | OPP. RET. | YDS. | NET YDS. | AVG | TB | IN20 | LG | BK | W/L | SCORE |
|-------------|-----------|---|-----|------|------|--------------|------|-------------|------|------|------|----|----|-----|-------|
| 01/05 | at Texans | P | 4 | 148 | 37.0 | 0 | 0 | 148 | 37.0 | 0 | 2 | 44 | 0 | W | 21-7 |
| 01/12 | at Chiefs | P | 7 | 338 | 48.3 | 5 | 6 | 312 | 44.6 | 1 | 2 | 57 | 0 | L | 13-31 |
| 2018 TOTALS | | | 2 | 11 | 486 | 44.2 | 5 | 6 | 460 | 41.8 | 1 | 4 | 57 | 0 | 1-1 |

2020 GAME-BY-GAME POSTSEASON STATISTICS (COLTS)

| DATE | OPPONENT | | NO. | YDS. | AVG. | OPP. RET. | YDS. | NET YDS. | AVG | TB | IN20 | LG | BK | W/L | SCORE |
|-------------|----------|---|-----|------|------|--------------|------|-------------|------|----|------|----|----|-----|-------|
| 01/09 | at Bills | P | 2 | 73 | 36.5 | 0 | 0 | 73 | 36.5 | 0 | 2 | 37 | 0 | L | 24-27 |
| 2020 TOTALS | | 1 | 2 | 73 | 36.5 | 0 | 0 | 73 | 36.5 | 0 | 2 | 37 | 0 | 0-1 | |

27 TREY SERMON

RUNNING BACK



TREY SERMON: SIGNED TO THE COLTS PRACTICE SQUAD ON SEPTEMBER 19, 2023.

6-0 • 215 LBS
NFL EXP: 3
(1ST YEAR WITH THE COLTS)
BORN: 1/30/99



COLLEGE:
OHIO STATE

4TH-AND-SHORT

- In his first two seasons he played in 11 career games (two starts) in his time with the Eagles (2022) and 49ers (2021). He compiled 43 carries for 186 yards (4.3 avg.) and one touchdown. Sermon also caught three passes for 26 yards (8.7 avg.) and recorded two special teams tackles. He appeared in one postseason contest and has tallied one special teams tackle.
- 2020 Big Ten Championship MVP.
- All-Big 12 Honorable Mention Freshman of the Year (2017).

NFL HIGHLIGHTS

- Has played in 16 career games (two starts) in his time with the Colts (2023), Eagles (2022) and 49ers (2021). He has compiled 51 carries for 210 yards and one touchdown. Has also caught four passes for 30 yards (7.5 avg.) and has recorded two special teams tackles. He has appeared in one postseason contest and has tallied one special teams tackle.
- He has played in five games in 2023 and has recorded eight carries for 24 yards and one reception for four yards.
- In 2022, he saw action in two games and recorded two carries for 19 yards.
- Appeared in nine games (two starts) in 2021 and tallied 41 carries for 167 yards and one touchdown as well as three receptions for 26 yards. Also added two special teams tackles. He competed in one postseason contest.



 @trevera

 @tserm_



COLLEGE HIGHLIGHTS

- Appeared in 46 games (15 starts) at Ohio State (2020) and Oklahoma (2017-19) and totaled 455 carries for 2,946 yards and 26 touchdowns. Also contributed 48 receptions for 486 yards and three touchdowns.
- In 2020 at Ohio State, he saw action in eight games and tallied 116 carries for 870 yards and four touchdowns as well as 12 receptions for 95 yards. He was named the Big Ten Championship MVP after a win over Northwestern.
- As a junior, he competed in nine games and compiled 54 carries for 385 yards and four touchdowns. Also added eight receptions for 71 yards and one touchdown.
- In 2018, he earned All-Big 12 Honorable Mention accolades after he appeared in all 14 games (12 starts) and registered a single-season career-high 947 rushing yards on 164 carries with 13 touchdowns as well as 12 receptions for 181 yards.
- As a true freshman, he competed in all 14 games (three starts) and recorded 121 carries for 744 yards and five touchdowns. Also tallied 16 receptions for 139 yards and two touchdowns. He earned All-Big 12 Honorable Mention Offensive Freshman of the Year accolades from the league's coaches.

PERSONAL

- Attended Sprayberry High School in Marietta, Ga.
- As a senior, he totaled 166 carries for 1,227 yards and 16 touchdowns.
- Rated a four-star recruit by 247Sports, Rivals and ESPN.
- Majored in human relations at Oklahoma.
- A native of Marietta, Ga.

ADDITIONAL TRANSACTIONS

- Waived by the Philadelphia Eagles on September 15, 2023.
- Acquired by the Eagles off waivers (San Francisco) on August 31, 2022.
- Selected by the 49ers in the third round (88th overall) of the 2021 NFL Draft.

TREY SERMON'S - NFL REGULAR SEASON STATISTICS

| | | RUSHING | | | | | | | RECEIVING | | | | |
|---|--------|---------|----|-----|------|------|----|----|-----------|------|------|----|----|
| DATE | TEAM | GP | GS | NO. | YDS. | AVG. | LG | TD | NO. | YDS. | AVG. | LG | TD |
| 2021 | 49ers | 9 | 2 | 41 | 167 | 4.1 | 16 | 1 | 3 | 26 | 8.7 | 23 | 0 |
| 2022 | 49ers | 0 | 0 | 0 | 0 | 0.0 | 0 | 0 | 0 | 0 | 0.0 | 0 | 0 |
| Went from San Francisco to Philadelphia . | | | | | | | | | | | | | |
| 2022 | Eagles | 0 | 0 | 2 | 19 | 9.5 | 14 | 0 | 0 | 0 | 0.0 | 0 | 0 |
| 2022 | TOTAL | 0 | 0 | 2 | 19 | 9.5 | 14 | 0 | 0 | 0 | 0.0 | 0 | 0 |
| 2023 | Eagles | 0 | 0 | 0 | 0 | 0.0 | 0 | 0 | 0 | 0 | 0.0 | 0 | 0 |
| Went from Philadelphia to Indianapolis . | | | | | | | | | | | | | |
| 2023 | Colts | 5 | 0 | 8 | 24 | 3.0 | 5 | 0 | 1 | 4 | 4.0 | 4 | 0 |
| 2023 | TOTAL | 5 | 0 | 8 | 24 | 3.0 | 5 | 0 | 1 | 4 | 4.0 | 4 | 0 |
| TOTALS | | 14 | 2 | 51 | 210 | 4.1 | 16 | 1 | 4 | 30 | 7.5 | 23 | 0 |



TREY SERMON'S - NFL POSTSEASON STATISTICS

| RUSHING | | | | | | | | | | | | | | RECEIVING | | | | |
|---------|--------|----|----|-----|------|------|----|----|-----|------|------|----|----|-----------|--|--|--|--|
| DATE | TEAM | GP | GS | NO. | YDS. | AVG. | LG | TD | NO. | YDS. | AVG. | LG | TD | | | | | |
| 2021 | 49ers | 1 | 0 | 0 | 0 | 0.0 | 0 | 0 | 0 | 0 | 0.0 | 0 | 0 | | | | | |
| 2022 | Eagles | 0 | 0 | 0 | 0 | 0.0 | 0 | 0 | 0 | 0 | 0.0 | 0 | 0 | | | | | |
| TOTALS | | 1 | 0 | 0 | 0 | 0.0 | 0 | 0 | 0 | 0 | 0.0 | 0 | 0 | | | | | |

TREY SERMON'S - NFL REGULAR SEASON STATISTICS

| KICKOFF RETURNS | | | | | | | | | | | | | PUNT RETURNS | | | | | |
|--|--------|------|------|------|----|----|-----|----|------|------|----|----|--------------|--|--|--|--|--|
| DATE | TEAM | RET. | YDS. | AVG. | LG | TD | NO. | FC | YDS. | AVG. | LG | TD | | | | | | |
| 2021 | 49ers | 0 | 0 | 0.0 | 0 | 0 | 0 | 0 | 0 | 0.0 | 0 | 0 | | | | | | |
| 2022 | 49ers | 0 | 0 | 0.0 | 0 | 0 | 0 | 0 | 0 | 0.0 | 0 | 0 | | | | | | |
| Went from San Francisco to Philadelphia. | | | | | | | | | | | | | | | | | | |
| 2022 | Eagles | 0 | 0 | 0.0 | 0 | 0 | 0 | 0 | 0 | 0.0 | 0 | 0 | | | | | | |
| 2022 | TOTAL | 0 | 0 | 0.0 | 0 | 0 | 0 | 0 | 0 | 0.0 | 0 | 0 | | | | | | |
| 2023 | Eagles | 0 | 0 | 0.0 | 0 | 0 | 0 | 0 | 0 | 0.0 | 0 | 0 | | | | | | |
| Went from Philadelphia to Indianapolis. | | | | | | | | | | | | | | | | | | |
| 2023 | Colts | 0 | 0 | 0.0 | 0 | 0 | 0 | 0 | 0 | 0.0 | 0 | 0 | | | | | | |
| 2023 | TOTAL | 0 | 0 | 0.0 | 0 | 0 | 0 | 0 | 0 | 0.0 | 0 | 0 | | | | | | |
| TOTALS | | 0 | 0 | 0.0 | 0 | 0 | 0 | 0 | 0 | 0.0 | 0 | 0 | | | | | | |

TREY SERMON'S - NFL POSTSEASON STATISTICS

| | | KICKOFF RETURNS | | | | | PUNT RETURNS | | | | | |
|--------|--------|-----------------|------|------|----|----|--------------|----|------|------|----|----|
| DATE | TEAM | RET. | YDS. | AVG. | LG | TD | NO. | FC | YDS. | AVG. | LG | TD |
| 2021 | 49ers | 0 | 0 | 0.0 | 0 | 0 | 0 | 0 | 0 | 0.0 | 0 | 0 |
| 2022 | Eagles | 0 | 0 | 0.0 | 0 | 0 | 0 | 0 | 0 | 0.0 | 0 | 0 |
| TOTALS | | 0 | 0 | 0.0 | 0 | 0 | 0 | 0 | 0 | 0.0 | 0 | 0 |

SINGLE-GAME HIGHS: RUSHING/RECEIVING

| | | | |
|-----------------|---|-----------------------|--|
| Rush Attempts | 19 vs. Seattle Seahawks, Oct 03, 2021 | Receiving Yards | 23 at Jacksonville Jaguars, Nov 21, 2021 |
| | 10 at Jacksonville Jaguars, Nov 21, 2021 | | 3 vs. Green Bay Packers, Sep 26, 2021 |
| Rushing Yards | ...1 more at 10. | Longest Receptions | 23 at Jacksonville Jaguars, Nov 21, 2021 |
| | 89 vs. Seattle Seahawks, Oct 03, 2021 | | 4 at Baltimore Ravens, Sep 24, 2023 |
| Rushing Average | 32 at Jacksonville Jaguars, Nov 21, 2021 | All-Purpose Yards | 3 vs. Green Bay Packers, Sep 26, 2021 |
| | 31 vs. Green Bay Packers, Sep 26, 2021 | | 89 vs. Seattle Seahawks, Oct 03, 2021 |
| Longest Runs | 4.7 vs. Seattle Seahawks, Oct 03, 2021 | Special Teams Tackles | 55 at Jacksonville Jaguars, Nov 21, 2021 |
| | 3.2 at Jacksonville Jaguars, Nov 21, 2021 | | 34 vs. Green Bay Packers, Sep 26, 2021 |
| Rushing TDs | 3.1 vs. Green Bay Packers, Sep 26, 2021 | Most TDs | 2 vs. Los Angeles Rams, Nov 15, 2021 |
| | 14 at Philadelphia Eagles, Oct 02, 2022 | | 1 vs. Green Bay Packers, Sep 26, 2021 |
| Receptions | 1 vs. Green Bay Packers, Sep 26, 2021 | | |
| | 2 vs. Green Bay Packers, Sep 26, 2021 | | |
| | 1 at Jacksonville Jaguars, Nov 21, 2021 | | |

SINGLE-GAME HIGHS - POSTSEASON: RUSHING/RECEIVING

| | |
|-----------------------|-------------------------------------|
| Special Teams Tackles | 1 at Los Angeles Rams, Jan 30, 2022 |
|-----------------------|-------------------------------------|



2021 GAME-BY-GAME REGULAR-SEASON STATISTICS (49ERS)

| DATE | OPPONENT | P/S | RUSHING | | | | TD | RECEIVING | | | | TD | W/L | SCORE |
|--------------------|--------------|-----|------------|-----------|------------|------------|--------------|-----------|----------|-----------|------------|-----------|----------|-------------|
| | | | NO. | YDS. | AVG. | LG | | NO. | YDS. | AVG. | LG | | | |
| 09/12 | at Lions | | | | | | INACTIVE | | | | | | W | 41-33 |
| 09/19 | at Eagles | P | 1 | 8 | 8.0 | 8 | 0 | 0 | 0 | 0.0 | 0 | 0 | W | 17-11 |
| 09/26 | Packers | S | 10 | 31 | 3.1 | 16 | 1 | 2 | 3 | 1.5 | 3 | 0 | L | 28-30 |
| 10/03 | Seahawks | S | 19 | 89 | 4.7 | 15 | 0 | 0 | 0 | 0.0 | 0 | 0 | L | 21-28 |
| 10/10 | at Cardinals | P | 1 | 7 | 7.0 | 7 | 0 | 0 | 0 | 0.0 | 0 | 0 | L | 10-17 |
| 10/24 | Colts | P | 0 | 0 | 0.0 | 0 | 0 | 0 | 0 | 0.0 | 0 | 0 | L | 18-30 |
| 10/31 | at Bears | P | 0 | 0 | 0.0 | 0 | 0 | 0 | 0 | 0.0 | 0 | 0 | W | 33-22 |
| 11/07 | Cardinals | | | | | | INACTIVE | | | | | | L | 17-31 |
| 11/15 | Rams | P | 0 | 0 | 0.0 | 0 | 0 | 0 | 0 | 0.0 | 0 | 0 | W | 31-10 |
| 11/21 | at Jaguars | P | 10 | 32 | 3.2 | 12 | 0 | 1 | 23 | 23.0 | 23 | 0 | W | 30-10 |
| 11/28 | Vikings | P | 0 | 0 | 0.0 | 0 | 0 | 0 | 0 | 0.0 | 0 | 0 | W | 34-26 |
| 12/05 | at Seahawks | | | | | | DID NOT PLAY | | | | | | L | 23-30 |
| 12/12 | at Bengals | | | | | | DID NOT PLAY | | | | | | W | 26-23+ |
| 12/19 | Falcons | | | | | | DID NOT PLAY | | | | | | W | 31-13 |
| 12/23 | at Titans | | | | | | DID NOT PLAY | | | | | | L | 17-20 |
| 01/02 | Texans | | | | | | DID NOT PLAY | | | | | | W | 23-7 |
| 01/09 | at Rams | | | | | | DID NOT PLAY | | | | | | W | 27-24+ |
| 2021 TOTALS | | | 9-2 | 41 | 167 | 4.1 | 16 | 1 | 3 | 26 | 8.7 | 23 | 0 | 10-7 |

+ - Overtime

2022 GAME-BY-GAME REGULAR-SEASON STATISTICS (EAGLES)

| DATE | OPPONENT | P/S | RUSHING | | | | TD | RECEIVING | | | | TD | W/L | SCORE |
|--------------------|-----------|-----|------------|----------|----------|------------|----------|-----------|----------|------------|----------|----------|------------|-------|
| | | | NO. | YDS. | AVG. | LG | | NO. | YDS. | AVG. | LG | | | |
| 11/03 | at Texans | | | | | | INACTIVE | | | | | | W | 29-17 |
| 2022 TOTALS | | | 0-0 | 0 | 0 | 0.0 | 0 | 0 | 0 | 0.0 | 0 | 0 | 1-0 | |

2023 GAME-BY-GAME REGULAR-SEASON STATISTICS (EAGLES/COLTS)

| DATE | OPPONENT | P/S | RUSHING | | | | TD | RECEIVING | | | | TD | W/L | SCORE |
|--------------------|------------|-----|------------|----------|-----------|------------|----------------------------|-----------|----------|----------|------------|----------|----------|------------|
| | | | NO. | YDS. | AVG. | LG | | NO. | YDS. | AVG. | LG | | | |
| 09/14 | Vikings | | | | | | DID NOT PLAY | | | | | | W | 34-28 |
| | | | | | | | Went from Eagles to Colts. | | | | | | | |
| 09/24 | at Ravens | P | 5 | 17 | 3.4 | 5 | 0 | 1 | 4 | 4.0 | 4 | 0 | W | 22-19+ |
| 10/01 | Rams | P | 3 | 7 | 2.3 | 4 | 0 | 0 | 0 | 0.0 | 0 | 0 | L | 23-29+ |
| 10/08 | Titans | P | 0 | 0 | 0.0 | 0 | 0 | 0 | 0 | 0.0 | 0 | 0 | W | 23-16 |
| 10/15 | at Jaguars | P | 0 | 0 | 0.0 | 0 | 0 | 0 | 0 | 0.0 | 0 | 0 | L | 20-37 |
| 10/22 | Browns | P | 0 | 0 | 0.0 | 0 | 0 | 0 | 0 | 0.0 | 0 | 0 | L | 38-39 |
| 2023 TOTALS | | | 5-0 | 8 | 24 | 3.0 | 5 | 0 | 1 | 4 | 4.0 | 4 | 0 | 3-3 |

+ - Overtime

2021 GAME-BY-GAME POSTSEASON STATISTICS (49ERS)

| DATE | OPPONENT | P/S | RUSHING | | | | TD | RECEIVING | | | | TD | W/L | SCORE |
|--------------------|------------|-----|------------|----------|----------|------------|----------|-----------|----------|------------|----------|----------|------------|-------|
| | | | NO. | YDS. | AVG. | LG | | NO. | YDS. | AVG. | LG | | | |
| 01/16 | at Cowboys | | | | | | INACTIVE | | | | | | W | 23-17 |
| 01/22 | at Packers | | | | | | INACTIVE | | | | | | W | 13-10 |
| 01/30 | at Rams | P | 0 | 0 | 0.0 | 0 | 0 | 0 | 0 | 0.0 | 0 | 0 | L | 17-20 |
| 2021 TOTALS | | | 1-0 | 0 | 0 | 0.0 | 0 | 0 | 0 | 0.0 | 0 | 0 | 2-1 | |

2022 GAME-BY-GAME POSTSEASON STATISTICS (EAGLES)

| DATE | OPPONENT | P/S | RUSHING | | | | TD | RECEIVING | | | | TD | W/L | SCORE |
|--------------------|----------|-----|------------|----------|----------|------------|----------|-----------|----------|------------|----------|----------|------------|-------|
| | | | NO. | YDS. | AVG. | LG | | NO. | YDS. | AVG. | LG | | | |
| 01/21 | Giants | | | | | | INACTIVE | | | | | | W | 38-7 |
| 01/29 | 49ers | | | | | | INACTIVE | | | | | | W | 31-7 |
| 02/12 | Chiefs | | | | | | INACTIVE | | | | | | L | 35-38 |
| 2022 TOTALS | | | 0-0 | 0 | 0 | 0.0 | 0 | 0 | 0 | 0.0 | 0 | 0 | 2-1 | |

65 JOSH SILLS

GUARD



JOSH SILLS: ACQUIRED BY THE COLTS
OFF OF WAIVERS (PHILADELPHIA) ON
AUGUST 30, 2023.

6-6 • 325 LBS
NFL EXP: 2
(1ST YEAR WITH THE COLTS)
BORN: 1/26/98



COLLEGE:
OKLAHOMA STATE

4TH-AND-SHORT

- Saw action in one game for Philadelphia in 2022
- Saw action in 52 games (47 starts) at Oklahoma State (2020-21) and West Virginia (2016-19).
- As a team captain in 2021, he earned First Team All-Big 12 honors after he saw action in 14 games (12 starts).

NFL HIGHLIGHTS

- Has played in eight games in two seasons with the Colts (2023) and Philadelphia Eagles (2022).
- In 2023, he has appeared in all seven games.
- Saw action in one game for Philadelphia in 2022. Spent the entire season on the team's active roster.

COLLEGE HIGHLIGHTS

- Saw action in 52 games (47 starts) at Oklahoma State (2020-21) and West Virginia (2016-19).
- As a team captain in 2021, he earned First Team All-Big 12 honors after he saw action in 14 games (12 starts). He was on the watch list for the Outland Trophy.
- In his first season at Oklahoma State, he garnered First Team All-Big 12 accolades after he started all 11 games, with starts at left guard (six), left tackle (one) and right tackle (four).
- In 2019 at West Virginia, he started the first two games of the season before missing the remainder of the year.
- As a redshirt sophomore, he earned Second Team All-Big 12 honors after he appeared in 13 games (12 starts) at guard. He helped the offense rank second in the Big 12 in total offensive yards per game (512.3 avg.) and in points per game (40.3 avg.).
- In 2017, he saw action in 13 games (10 starts) with five starts coming at right guard and five starts at left guard. He was part of an offensive line that only allowed 4.1 tackles for loss per game, which ranked first in the Big 12.
- Redshirted the 2016 season.





PERSONAL

- Attended Meadowbrook High School in Byesville, Ohio.
- Selected to compete in the North-South All-Star Game in 2016.
- In 2015, he earned first-team all-division honors.
- Also handled kicking and punting duties and averaged 41.9 yards per punt.
- Set the school records for extra points in a single season (27) and career (69).
- Majored in agribusiness management.
- A native of Sarahsville, Ohio.

ADDITIONAL TRANSACTIONS

- Waived by the Philadelphia Eagles on August 29, 2023.
- Signed by the Eagles as an undrafted free agent on May 6, 2022.

JOSH SILLS' - NFL REGULAR SEASON STATISTICS

| DATE | TEAM | GP | GS |
|--------|--------|----|----|
| 2022 | Eagles | 1 | 0 |
| 2023 | Colts | 7 | 0 |
| TOTALS | | 8 | 0 |

JOSH SILLS' - NFL POSTSEASON STATISTICS

| DATE | TEAM | GP | GS |
|--------|--------|----|----|
| 2022 | Eagles | 0 | 0 |
| TOTALS | | 0 | 0 |

2022 GAME-BY-GAME REGULAR-SEASON STATISTICS (EAGLES)

| DATE | OPPONENT | P/S | | W/L | SCORE |
|-------------|---------------|-----|---------------------------|------|-------|
| 09/11 | at Lions | | INACTIVE | W | 38-35 |
| 09/19 | Vikings | | INACTIVE | W | 24-7 |
| 09/25 | at Commanders | | INACTIVE | W | 24-8 |
| 10/02 | Jaguars | | INACTIVE | W | 29-21 |
| 10/09 | at Cardinals | P | | W | 20-17 |
| 10/16 | Cowboys | | INACTIVE | W | 26-17 |
| 10/30 | Steelers | | INACTIVE | W | 35-13 |
| 11/03 | at Texans | | INACTIVE | W | 29-17 |
| 11/14 | Commanders | | INACTIVE | L | 21-32 |
| 11/20 | at Colts | | INACTIVE | W | 17-16 |
| 11/27 | Packers | | INACTIVE | W | 40-33 |
| 12/04 | Titans | | INACTIVE | W | 35-10 |
| 12/11 | at Giants | | INACTIVE | W | 48-22 |
| 12/18 | at Bears | | INACTIVE | W | 25-20 |
| 12/24 | at Cowboys | | INACTIVE | L | 34-40 |
| 01/01 | Saints | | DID NOT PLAY (NON-INJURY) | L | 10-20 |
| 01/08 | Giants | | DID NOT PLAY (NON-INJURY) | W | 22-16 |
| 2022 TOTALS | | 1-0 | | 14-3 | |



2023 GAME-BY-GAME REGULAR-SEASON STATISTICS (COLTS)

| DATE | OPPONENT | P/S | W/L | SCORE |
|-------------|------------|-----|-----|--------|
| 09/10 | Jaguars | P | L | 21-31 |
| 09/17 | at Texans | P | W | 31-20 |
| 09/24 | at Ravens | P | W | 22-19+ |
| 10/01 | Rams | P | L | 23-29+ |
| 10/08 | Titans | P | W | 23-16 |
| 10/15 | at Jaguars | P | L | 20-37 |
| 10/22 | Browns | P | L | 38-39 |
| 2023 TOTALS | | | 3-4 | |

+ - Overtime

2022 GAME-BY-GAME POSTSEASON STATISTICS (EAGLES)

| DATE | OPPONENT | P/S | W/L | SCORE |
|-------------|----------|-----|-----|-------|
| 01/21 | Giants | | W | 38-7 |
| 01/29 | 49ers | | W | 31-7 |
| 2022 TOTALS | | | 2-0 | |

72 BRADEN SMITH

TACKLE

(BRAY-den)



BRADEN SMITH: SELECTED BY THE COLTS IN THE SECOND ROUND (37TH OVERALL) OF THE 2018 NFL DRAFT.



SMITH

6-6 • 312 LBS

NFL EXP: 6

(6TH YEAR WITH THE COLTS)

BORN: 3/25/96



**COLLEGE:
AUBURN**

4TH-AND-SHORT

- In his first five seasons, he competed in 72 games (70 starts).
- Named to the PFWA All-Rookie Team in 2018.
- Enjoys offering gardening tips and fishing tips (#TackleTalkTipOfTheDay) on his social media accounts.

DOWN THE STRETCH

Do you have a pregame ritual: It kind of varies. I have a few nuances and superstitions but it changes week to week. There are usually small things.

What's on your bucket list: I want to be able to see most of the world. I don't want to be constricted to one area. The first place I would want to go is Greece.

Pets: I have two dogs named Rocket and Groot. They are named after "Guardians of the Galaxy" characters. Groot is a German Shepherd and Rocket is a Cavalier King Charles Spaniard.

Who is your inspiration: My parents. My dad is one of my driving factors. He has always pushed me. He has guided me in the right direction and I would do anything for him.

Who are some of your mentors: Some of the guys in college took me under their wing. It was Alex Kozan and Shon Coleman. They brought me in and helped me a lot.

Do you have a nickname: I have had a lot. Gigantor, Hulk and Terminator.

Favorite TV show: "Stranger Things"

What are your pet peeves: People coughing on me and people that eat loud.

Hobbies off the field: I like to garden and fish.

 @BradenSmith72


 @BRADENSMITH71

**A GARDENER AT HEART**

Growing up in Olathe, Kan., Smith found a hobby that has developed into a passion. "I am a really good gardener. That is one of the things that I like to pride myself on." Smith said he started helping his mom with a little planter in their backyard in the fourth grade and his interest grew from there. Even while playing at Auburn, Smith was able to continue gardening. "I had two areas in college – one was on campus and the other was about 30 minutes away – where I could have a little bit more space to do some stuff. I just did it to volunteer." He says it helps him relax and clear his head. "It is something that I like doing in my free time and kind of is a safe haven for me. It helps me get away from the chaos of everything."

**TIPS ON TWITTER**

Although he hasn't been on Twitter for a long time, Smith is using that platform to help others. With the username @BradenSmith72, he provides followers with tips on fishing and gardening using #GardeningTip and #TackleTipOfTheDay. He also hosts videos on his Instagram (@bradensmith71) and YouTube page called "Tackle Talk with Braden Smith" and gives followers info on different fishing supplies.

**NFL HIGHLIGHTS**

- Has appeared in 77 games (75 starts) in five seasons with the Colts. Has started three postseason contests.
- In 2023, he has started all five games at right tackle. In Week 2 at HOU, he started and was part of an offensive line that did not allow a sack. In Week 3 at BAL, he started at right tackle for a line that paved the way for Zack Moss to rush for 122 yards. In Week 5 vs. TEN, he started at right tackle for a line that led the way for Zack Moss to rush for 165 yards and two touchdowns.
- He started 16 games in 2022 and was part of an offensive line that helped Jonathan Taylor rush for 161 yards in Week 1 at Houston. In Week 6 vs. Jacksonville, he was part of an offensive line that did not allow a sack in 58 pass attempts, which marks the most pass attempts in franchise history without allowing a sack. In Week 10 at Las Vegas, he was part of an offensive line that paved the way for the Colts to rush for 207 yards.

A NIGHT TO REMEMBER

Most draft picks have draft parties or go to the city where the draft is hosted. Smith had different plans. "I was at Texas A&M watching my fiancée play some softball." Smith's now wife, Courtney Shea, was playing catcher for Auburn on the night when he got drafted. Smith was watching from the stands and Shea's mom made sure to bring an iPad to check in on the draft. If she didn't know that he got drafted by the loud applause from the Auburn fan section, Shea's parents had it covered. "They brought a little poster board in case something happened so they could relay the message." Smith says it was an easy decision to support Shea on draft night. "I was definitely going to go to it. I mean, my fiancée wanted to be here with me when it happened. I mean, happy wife, happy life."

**NFL HIGHLIGHTS CONT...**

- In 2021, he started 11 games at right tackle and helped pave the way for six of Jonathan Taylor's 100-yard rushing games. He blocked for Taylor, who led the NFL in rushing yards and rushing touchdowns.
- Started 14 games in 2020 and helped the offensive line allow zero sacks in four different games. He also blocked for Taylor, who reached 1,000 rushing yards on the season. In Week 6 vs. Cincinnati, he helped block for Philip Rivers, who threw for a season-best 371 yards. In Week 14 at Las Vegas, he helped the offense allow zero sacks and the offense rush for 212 yards. In Week 17 vs. Jacksonville, he helped pave the way for Taylor who rushed for a franchise-record 253 yards. Started one postseason contest and helped the offensive line not allow a sack.
- Started all 16 games in 2019 and helped Marlon Mack become the first Colts 1,000-yard single-season rusher since 2016. In Week 1, he helped Mack rush for a career-high 174 yards. In Week 11 vs. Jacksonville, he helped the Colts rush for 264 yards, which is the 12th highest total in team history and the most for the Colts since 11/21/04 against Chicago (275).
- Appeared in 15 games (13 starts) in 2018. Was part of an offensive line that ranked first in the NFL for the fewest sacks allowed. He was one of five Colts rookies to start in Week 1. In Weeks 7 and 8, helped the Colts rush for over 200 yards in back-to-back games, which was the first time since 1985. Was part of an offensive line that didn't allow a sack in five straight games, which tied the New York Giants (2010) and Tennessee Titans (2008) for the third-longest streak since 1982. Started two postseason games and helped the Colts rush for a postseason franchise-record 200 yards during AFC Wild Card weekend.
- Named to the PFWA All-Rookie Team.



COLLEGE HIGHLIGHTS

- Played in 53 games (41 starts) in four seasons (2014-17) as an offensive lineman at Auburn.
- Started in 41 consecutive games, beginning with the final game of his freshman year in 2014, to finish out his career.
- Earned All-America honors in both 2016 and 2017.
- Won the SEC Jacobs Blocking Trophy, given to the conference's best blocker in 2017.
- Named a team captain and started all 14 games at right guard for the Tigers in 2017.
- Earned First Team All-America honors from The Associated Press, *CBS Sports* and *SB Nation*.
- Selected to the All-SEC first-team.
- Started all 13 games at right guard for Auburn in 2016.
- Selected to the All-America second-team by *CBS Sports*.
- Garnered All-SEC first-team honors from the media and second-team recognition from the conference coaches.
- Started all 13 games on the offensive line, primarily at right guard in 2015.
- Named a Second Team All-SEC choice by The Associated Press.
- Appeared in all 13 games (one start) in 2014 and saw action on both the offensive line and as a tight end in jumbo sets.
- Named to the All-SEC Freshman Team.
- His first career start came in the Outback Bowl vs. Wisconsin.

PERSONAL

- Attended Olathe (Kan.) South High School, where he was a two-way player on the football team.
- Finished with 82 pancake blocks on offense and 59 tackles on defense in his senior season.
- Was a two-year Buck Buchanan Award finalist, an award given to the best lineman in the Kansas City metro area.
- Participated in track and field and was a Kansas state shot put and discus champion.
- Rated as the No. 1 guard by *Scout.com* and No. 3 offensive lineman by *Rivals.com*.
- Participated in the NFL's My Cause My Cleats initiative and represented IndyHumane (2021-22), the National Breast Cancer Foundation (2020) and American Breast Cancer Foundation (2019).
- Volunteered at multiple community events with the Colts, including the Team Smile event, Horseshoe Helpings and Shop with a Colt.
- Married to his wife, Courtney.
- His father, David Smith, played football and ran track at Kansas and his sister, Megan, was a thrower at TCU.

BRADEN SMITH'S - NFL REGULAR SEASON STATISTICS

| DATE | TEAM | GP | GS |
|---------------|-------|-----------|-----------|
| 2018 | Colts | 15 | 13 |
| 2019 | Colts | 16 | 16 |
| 2020 | Colts | 14 | 14 |
| 2021 | Colts | 11 | 11 |
| 2022 | Colts | 16 | 16 |
| 2023 | Colts | 5 | 5 |
| TOTALS | | 77 | 75 |

BRADEN SMITH'S - NFL POSTSEASON STATISTICS

| DATE | TEAM | GP | GS |
|---------------|-------|----------|----------|
| 2018 | Colts | 2 | 2 |
| 2020 | Colts | 1 | 1 |
| TOTALS | | 3 | 3 |



2018 GAME-BY-GAME REGULAR-SEASON STATISTICS (COLTS)

| DATE | OPPONENT | P/S | | W/L | SCORE |
|--------------------|-------------|--------------|---------------------------|-------------|--------|
| 09/09 | Bengals | S | | L | 23-34 |
| 09/16 | at Redskins | | DID NOT PLAY (NON-INJURY) | W | 21-9 |
| 09/23 | at Eagles | P | | L | 16-20 |
| 09/30 | Texans | P | | L | 34-37+ |
| 10/04 | at Patriots | S | | L | 24-38 |
| 10/14 | at Jets | S | | L | 34-42 |
| 10/21 | Bills | S | | W | 37-5 |
| 10/28 | at Raiders | S | | W | 42-28 |
| 11/11 | Jaguars | S | | W | 29-26 |
| 11/18 | Titans | S | | W | 38-10 |
| 11/25 | Dolphins | S | | W | 27-24 |
| 12/02 | at Jaguars | S | | L | 0-6 |
| 12/09 | at Texans | S | | W | 24-21 |
| 12/16 | Cowboys | S | | W | 23-0 |
| 12/23 | Giants | S | | W | 28-27 |
| 12/30 | at Titans | S | | W | 33-17 |
| 2018 TOTALS | | 15-13 | | 10-6 | |

+ - Overtime

2019 GAME-BY-GAME REGULAR-SEASON STATISTICS (COLTS)

| DATE | OPPONENT | P/S | | W/L | SCORE |
|--------------------|---------------|--------------|--|------------|--------|
| 09/08 | at Chargers | S | | L | 24-30+ |
| 09/15 | at Titans | S | | W | 19-17 |
| 09/22 | Falcons | S | | W | 27-24 |
| 09/29 | Raiders | S | | L | 24-31 |
| 10/06 | at Chiefs | S | | W | 19-13 |
| 10/20 | Texans | S | | W | 30-23 |
| 10/27 | Broncos | S | | W | 15-13 |
| 11/03 | at Steelers | S | | L | 24-26 |
| 11/10 | Dolphins | S | | L | 12-16 |
| 11/17 | Jaguars | S | | W | 33-13 |
| 11/21 | at Texans | S | | L | 17-20 |
| 12/01 | Titans | S | | L | 17-31 |
| 12/08 | at Buccaneers | S | | L | 35-38 |
| 12/16 | at Saints | S | | L | 7-34 |
| 12/22 | Panthers | S | | W | 38-6 |
| 12/29 | at Jaguars | S | | L | 20-38 |
| 2019 TOTALS | | 16-16 | | 7-9 | |

+ - Overtime

2020 GAME-BY-GAME REGULAR-SEASON STATISTICS (COLTS)

| DATE | OPPONENT | P/S | | W/L | SCORE |
|--------------------|-------------|--------------|------------------|-------------|--------|
| 09/13 | at Jaguars | S | | L | 20-27 |
| 09/20 | Vikings | S | | W | 28-11 |
| 09/27 | Jets | S | | W | 36-7 |
| 10/04 | at Bears | S | | W | 19-11 |
| 10/11 | at Browns | S | | L | 23-32 |
| 10/18 | Bengals | S | | W | 31-27 |
| 11/01 | at Lions | S | | W | 41-21 |
| 11/08 | Ravens | S | | L | 10-24 |
| 11/12 | at Titans | S | | W | 34-17 |
| 11/22 | Packers | | INACTIVE | W | 34-31+ |
| 11/29 | Titans | S | | L | 26-45 |
| 12/06 | at Texans | S | | W | 26-20 |
| 12/13 | at Raiders | S | | W | 44-27 |
| 12/20 | Texans | S | | W | 27-20 |
| 12/27 | at Steelers | | RESERVE/COVID-19 | L | 24-28 |
| 01/03 | Jaguars | S | | W | 28-14 |
| 2020 TOTALS | | 14-14 | | 11-5 | |

+ - Overtime





2021 GAME-BY-GAME REGULAR-SEASON STATISTICS (COLTS)

| DATE | OPPONENT | P/S | | W/L | SCORE |
|--------------------|--------------|--------------|----------|------------|--------|
| 09/12 | Seahawks | S | | L | 16-28 |
| 09/19 | Rams | | INACTIVE | L | 24-27 |
| 09/26 | at Titans | | INACTIVE | L | 16-25 |
| 10/03 | at Dolphins | | INACTIVE | W | 27-17 |
| 10/11 | at Ravens | | INACTIVE | L | 25-31+ |
| 10/17 | Texans | | INACTIVE | W | 31-3 |
| 10/24 | at 49ers | | INACTIVE | W | 30-18 |
| 10/31 | Titans | S | | L | 31-34+ |
| 11/04 | Jets | S | | W | 45-30 |
| 11/14 | Jaguars | S | | W | 23-17 |
| 11/21 | at Bills | S | | W | 41-15 |
| 11/28 | Buccaneers | S | | L | 31-38 |
| 12/05 | at Texans | S | | W | 31-0 |
| 12/18 | Patriots | S | | W | 27-17 |
| 12/25 | at Cardinals | S | | W | 22-16 |
| 01/02 | Raiders | S | | L | 20-23 |
| 01/09 | at Jaguars | S | | L | 11-26 |
| 2021 TOTALS | | 11-11 | | 9-8 | |

+ - Overtime

2022 GAME-BY-GAME REGULAR-SEASON STATISTICS (COLTS)

| DATE | OPPONENT | P/S | | W/L/T | SCORE |
|--------------------|-------------|--------------|----------|---------------|--------|
| 09/11 | at Texans | S | | T | 20-20 |
| 09/18 | at Jaguars | S | | L | 0-24 |
| 09/25 | Chiefs | S | | W | 20-17 |
| 10/02 | Titans | S | | L | 17-24 |
| 10/06 | at Broncos | S | | W | 12-9+ |
| 10/16 | Jaguars | S | | W | 34-27 |
| 10/23 | at Titans | S | | L | 10-19 |
| 10/30 | Commanders | S | | L | 16-17 |
| 11/06 | at Patriots | S | | L | 3-26 |
| 11/13 | at Raiders | S | | W | 25-20 |
| 11/20 | Eagles | S | | L | 16-17 |
| 11/28 | Steelers | S | | L | 17-24 |
| 12/04 | at Cowboys | | INACTIVE | L | 19-54 |
| 12/17 | at Vikings | S | | L | 36-39+ |
| 12/26 | Chargers | S | | L | 3-20 |
| 01/01 | at Giants | S | | L | 10-38 |
| 01/08 | Texans | S | | L | 31-32 |
| 2022 TOTALS | | 16-16 | | 4-12-1 | |

+ - Overtime

2023 GAME-BY-GAME REGULAR-SEASON STATISTICS (COLTS)

| DATE | OPPONENT | P/S | | W/L | SCORE |
|--------------------|------------|------------|------------------|------------|--------|
| 09/10 | Jaguars | S | | L | 21-31 |
| 09/17 | at Texans | S | | W | 31-20 |
| 09/24 | at Ravens | S | | W | 22-19+ |
| 10/01 | Rams | S | | L | 23-29+ |
| 10/08 | Titans | S | | W | 23-16 |
| 10/15 | at Jaguars | | ON INACTIVE LIST | L | 20-37 |
| 10/22 | Browns | | ON INACTIVE LIST | L | 38-39 |
| 2023 TOTALS | | 5-5 | | 3-4 | |

+ - Overtime

2018 GAME-BY-GAME POSTSEASON STATISTICS (COLTS)

| DATE | OPPONENT | P/S | | W/L | SCORE |
|--------------------|-----------|------------|--|------------|-------|
| 01/05 | at Texans | S | | W | 21-7 |
| 01/12 | at Chiefs | S | | L | 13-31 |
| 2018 TOTALS | | 2-2 | | 1-1 | |





2020 GAME-BY-GAME POSTSEASON STATISTICS (COLTS)

| DATE | OPPONENT | P/S | W/L | SCORE |
|-------------|----------|-----|-----|-------|
| 01/09 | at Bills | S | L | 24-27 |
| 2020 TOTALS | | 1-1 | 0-1 | |

37 AMEER SPEED

CORNERBACK



AMEER SPEED: CLAIMED BY THE COLTS OFF WAIVERS (NEW ENGLAND) ON OCTOBER 20, 2023.



6-3 • 215 LBS
NFL EXP: R
(1ST YEAR WITH THE COLTS)
BORN: 10/11/99



COLLEGE:
MICHIGAN STATE

4TH-AND-SHORT

- He started 11-of-12 games at Michigan State in 2022 and totaled 62 tackles (36 solo), 1.0 tackle for loss and five passes defended. Prior to Michigan State, he played in 48 games (three starts) at Georgia (2017-21) and compiled 25 tackles (18 solo) and one pass defended.
- Was a member of the Georgia Bulldogs 2021 National Championship team.

NFL HIGHLIGHTS

- Has appeared in five games with the Patriots and recorded two tackles.

COLLEGE HIGHLIGHTS

- Appeared in 60 games (14 starts) in his time at Michigan State (2022) and Georgia (2017-21) and totaled 87 tackles (54 solo), 1.0 tackle for loss and six passes defended.
- In 2022 at Michigan State, he played in all 12 games (11 starts) and recorded 62 tackles (36 solo), 1.0 tackle for loss and five passes defended.
- Saw action in 13 games (three starts) as a redshirt senior at Georgia in 2021 and tallied 13 tackles (seven solo).
- In 2020, he played in nine games and collected one solo tackle.
- He appeared in 13 games in 2019 and tallied five solo tackles.
- In 2018, he saw action in two games and registered one tackle.
- As a freshman in 2017, he played in 11 games and recorded five solo tackles and one pass defended.



PERSONAL

- Attended Sandalwood (Fla.) High School.
- Rated a four-star prospect by ESPN.com and PrepStar Magazine.
- Earned a bachelor's degree in sociology from Georgia in 2021.
- A native of Jacksonville, Fla.

ADDITIONAL TRANSACTIONS

- Waived by the New England Patriots on October 19, 2023.
- Drafted by the Patriots in the sixth round (214th overall) of the 2023 NFL Draft.

REGULAR SEASON COMPARISON: DEFENSIVE - NEW ORLEANS SAINTS

| DATE | OPP | W/L | GP/GS | TACKLES | | | | ASST | SACK | YDS. | INT | TFL | PD | QBH | MISC | | | |
|---------|-----------|-----|-------|---------|------|--|--|------|------|------|-----|-----|----|-----|------|----|----|---|
| | | | | TOT | SOLO | | | | | | | | | | TD | FF | FR | |
| 10/8/23 | NE vs. NO | L | P | 2 | 2 | | | 0 | 0.0 | 0.0 | 0 | 0 | 0 | 0 | 0 | 0 | 0 | 0 |
| TOTALS | | 0/1 | 1/0 | 2 | 2 | | | 0 | 0.0 | 0.0 | 0 | 0 | 0 | 0 | 0 | 0 | 0 | 0 |

AMEER SPEED'S - NFL REGULAR SEASON STATISTICS

| DATE | TEAM | GP | GS | TK | S | A | TACKLES | | | | QBH | INTERCEPTIONS | | | | FUMBLES | | | | ST | | | | MISC | | |
|--|----------|----|----|----|---|---|---------|-----|-----|-----|-----|---------------|-----|----|----|---------|----|----|----|-----|----|---|---|------|----|---|
| | | | | | | | TFL | YDS | SK | YDS | | NO | YDS | LG | TD | PD | FF | FR | TD | YDS | TK | S | A | FF | FR | S |
| 2023 | Patriots | 5 | 0 | 2 | 2 | 0 | 0 | 0 | 0.0 | 0.0 | 0 | 0 | 0 | 0 | 0 | 0 | 0 | 0 | 0 | 1 | 1 | 0 | 0 | 0 | 0 | |
| Went from New England to Indianapolis. | | | | | | | | | | | | | | | | | | | | | | | | | | |
| 2023 | Colts | 0 | 0 | 0 | 0 | 0 | 0 | 0 | 0.0 | 0.0 | 0 | 0 | 0 | 0 | 0 | 0 | 0 | 0 | 0 | 0 | 0 | 0 | 0 | 0 | 0 | |
| 2023 | TOTAL | 5 | 0 | 2 | 2 | 0 | 0 | 0 | 0.0 | 0.0 | 0 | 0 | 0 | 0 | 0 | 0 | 0 | 0 | 0 | 1 | 1 | 0 | 0 | 0 | 0 | |
| TOTALS | | 5 | 0 | 2 | 2 | 0 | 0 | 0 | 0.0 | 0.0 | 0 | 0 | 0 | 0 | 0 | 0 | 0 | 0 | 0 | 1 | 1 | 0 | 0 | 0 | 0 | |

2023 GAME-BY-GAME REGULAR-SEASON STATISTICS (PATRIOTS/COLTS)

| DATE | OPPONENT | P/S | TACKLES | | | | | | | INTERCEPTIONS | | | | FUMBLES | | | ST | | | | MISC | | W/L | SCORE | | | | |
|------------------------------|------------|-----|----------|---|---|-----|-----|-----|-----|---------------|----|-----|----|---------|----|----|----|----|-----|----|------|---|-----|-------|------|-------|-----|-------|
| | | | TK | S | A | SK | YDS | TFL | YDS | QBH | NO | YDS | LG | TD | PD | FF | FR | TD | YDS | TK | S | A | | | FF | FR | S | A |
| 09/10 | Eagles | P | 0 | 0 | 0 | 0.0 | 0.0 | 0 | 0 | 0 | 0 | 0 | 0 | 0 | 0 | 0 | 0 | 0 | 0 | 0 | 0 | 0 | 0 | 0 | L | 20-25 | | |
| 09/17 | Dolphins | | INACTIVE | | | | | | | | | | | | | | | | | | | | | | | | L | 17-24 |
| 09/24 | at Jets | P | 0 | 0 | 0 | 0.0 | 0.0 | 0 | 0 | 0 | 0 | 0 | 0 | 0 | 0 | 0 | 0 | 0 | 1 | 1 | 0 | 0 | 0 | 0 | W | 15-10 | | |
| 10/01 | at Cowboys | P | 0 | 0 | 0 | 0.0 | 0.0 | 0 | 0 | 0 | 0 | 0 | 0 | 0 | 0 | 0 | 0 | 0 | 0 | 0 | 0 | 0 | 0 | 0 | L | 3-38 | | |
| 10/08 | Saints | P | 2 | 2 | 0 | 0.0 | 0.0 | 0 | 0 | 0 | 0 | 0 | 0 | 0 | 0 | 0 | 0 | 0 | 0 | 0 | 0 | 0 | 0 | 0 | L | 0-34 | | |
| 10/15 | at Raiders | P | 0 | 0 | 0 | 0.0 | 0.0 | 0 | 0 | 0 | 0 | 0 | 0 | 0 | 0 | 0 | 0 | 0 | 0 | 0 | 0 | 0 | 0 | 0 | L | 17-21 | | |
| Went from Patriots to Colts. | | | | | | | | | | | | | | | | | | | | | | | | | | | | |
| 10/22 | Browns | | INACTIVE | | | | | | | | | | | | | | | | | | | | | | | | L | 38-39 |
| 2023 TOTALS | | | 5-0 | 2 | 2 | 0 | 0.0 | 0.0 | 0 | 0 | 0 | 0 | 0 | 0 | 0 | 0 | 0 | 0 | 1 | 1 | 0 | 0 | 0 | 0 | MISC | 0 | 1-6 | |

45 E.J. SPEED

LINEBACKER



E.J. SPEED: SELECTED BY THE COLTS
IN THE FIFTH ROUND (164TH OVERALL) OF
THE 2019 NFL DRAFT.



6-4 • 227 LBS

NFL EXP: 5

(5TH YEAR WITH THE COLTS)

BORN: 6/1/95



COLLEGE:
**TARLETON
STATE**

4TH-AND-SHORT

- In his first four seasons, he registered 79 tackles (49 solo), 8.0 tackles for loss, 1.0 sack, three passes defended, three forced fumbles, 31 special teams stops, one blocked punt and two touchdowns off of blocked punts in 61 games (six starts).
- 2x AFC Special Teams Player of the Week.
- Played quarterback in high school before switching to wide receiver in college and then finally linebacker.
- Highest drafted player in Tarleton State history.

DOWN THE STRETCH

What is on your bucket list: I want to go skydiving and snorkeling. I also want to start a shoe collection.

Do you have any nicknames: General, General-5, 5 and Speed.

Do you have a pregame ritual: I eat pasta before each game. I pray and I also like to call family members before the game. I usually listen to Kodak and Kevin Gates.

What is your favorite movie: "Get Rich or Die Trying"

Who is your mentor: My father is great at mentoring. Also, I really listen to anyone who has been through the situation I'm going through that is older. I tend to listen a lot to those people.

What is one of your pet peeves: I don't like people who talk a lot with no action.

What are your hidden talents: Cooking

What are your hobbies outside of football: I am kind of a foodie. I like to restaurant hop.

What is one thing you can't live without: Prayer

Who was your favorite athlete growing up: Devin Hester

 @EJ_SPEED

 @district.5_



STAYING CLOSE TO HOME

Like any high school football prospect, Speed had a tough decision to make. He was recruited by FBS schools, including Oklahoma State, Colorado and Colorado State. However, life for him changed his senior year. "My brother got diagnosed with cancer in December of my senior year in high school. So I decided to stay close to him with the chances that he would get over cancer and come and play with me at a closer school, about 45 minutes away from my house." Unfortunately, Speed's brother, Paul, passed in April of 2019. But Speed doesn't regret choosing a Division II school and thinks he was as prepared as any Division I athlete coming into the NFL. "I wouldn't say it was tough because we had a great strength and conditioning coach. We always lifted like DI athletes and trained like DI athletes."



SPECIAL TEAMS PLAYER OF THE WEEK

Speed earned AFC Special Teams Player of the Week for Week 10 of 2020 at Tennessee after he blocked a Titans' punt late in the third quarter that cornerback T.J. Carrie recovered and returned for a touchdown. Speed became the first Indianapolis player to earn AFC Special Teams Player of the Week recognition since running back Nyheim Hines earned the distinction in Week 16 of the 2019 season.



NFL HIGHLIGHTS

- In five seasons with the Colts, he has appeared in 68 games (11 starts) and has totaled 110 tackles (69 solo), 14.0 tackles for loss, 2.0 sacks, five passes defended, four forced fumbles, 33 special teams stops, one blocked punt and two touchdowns off of blocked punts. Has competed in one postseason contest and tallied one

MAKING THE SWITCH

Speed has switched positions multiple times throughout his career. During his high school career at North Crowley (Texas) High School, he played quarterback and was named first-team all-district his senior year. When he arrived at Tarleton, he was converted to wide receiver and was redshirted. Then his sophomore year, he received a medical redshirt and finally ended up making the switch to linebacker in 2015. He credits his successful change in positions to his defensive coordinator at Tarleton State. "My defensive career started to blossom when Coach (Marcus) Patton got there. He did a great job of teaching me the game — run fits, pass drops and tendencies."

SPECIAL TEAMS PLAYER OF THE WEEK

Speed earned AFC Special Teams Player of the Week in Week 10 of 2021 vs. Jacksonville after he recovered a blocked punt and returned it 12 yards for a touchdown and also registered one special teams tackle. It marked the second time in his career that Speed has garnered Player of the Week honors and became the second Indianapolis player to win AFC Special Teams Player of the Week honors in 2021, joining punter Rigoberto Sanchez.



NFL HIGHLIGHTS CONT...

- special teams stop.
- Has appeared in all seven games (four starts) in 2023 and has tallied 31 tackles (20 solo), 6.0 tackles for loss, 1.0 sack, two passes defended and one forced fumble. He also has two special teams tackles. In Week 2 at HOU, he and tallied six solo tackles, 2.0 tackles for loss and 1.0 sack.
- In 2022, he competed in all 17 games (five starts) and compiled 55 tackles (32 solo), 7.0 tackles for loss, 1.0 sack, two passes defended and three forced fumbles. In Week 18 vs. Houston, he tied for the team high in tackles (eight), while also adding four solo tackles, one pass defended and one forced fumble. He recorded a forced fumble in the second quarter that was recovered by safety Julian Blackmon and returned 34 yards. It marked his second forced fumble in 2022, which sets a new single-season career high.
- Appeared in all 17 games (one start) in 2021 and recorded 18 tackles (14 solo), one pass defended, one forced fumble, 12 special teams stops and two blocked punts returned for touchdowns. In Week 2 vs. the Los Angeles Rams, he forced a fumble that was recovered in the end zone by Ashton Dulin. In Week 5 at Baltimore, he registered a single-game career-high three special teams stops. In Week 10 vs.



NFL HIGHLIGHTS CONT...

- Jacksonville, he was named AFC Special Teams Player of the Week after he recovered a blocked punt and ran the ball in the end zone for a 12-yard touchdown. In Week 15 vs. New England, he recovered a blocked punt in the end zone for a touchdown. In Week 16 at Arizona, he made his first-career start and led the team in tackles (nine) and solo tackles (eight) while adding one pass defended.
- In 2020, he played in 15 games and totaled nine special teams stops and one blocked punt. In Week 10 at Tennessee, he earned AFC Special Teams Player of the Week after he blocked a punt that was then recovered for a touchdown. It marked the Colts' first blocked punt since 2017 and the team's first touchdown off a blocked punt since Week 13 of 2010. Appeared in one postseason game and tallied one special teams tackle.
 - Appeared in 12 games in 2019 and totaled six tackles (three solo), 1.0 tackle for loss and one special teams stop.

COLLEGE HIGHLIGHTS

- Played in 35 games and totaled 231 tackles (118 solo), 36.0 tackles for loss, 11.5 sacks, 10 passes defended, three interceptions, eight forced fumbles, four fumble recoveries and three blocked kicks. He became the highest drafted player in Tarleton State history.
- In 2018, he earned Second Team All-LSC honors after he appeared in 12 games and recorded 106 tackles (55 solo), 12.5 tackles for loss, 5.0 sacks, five passes defended, one interception and two forced fumbles. He totaled 17 tackles (nine solo), half a tackle for loss and one interception at Minnesota State. Also finished with 15 tackles (11 solo), 2.0 tackles for loss, 1.0 sack and one forced fumble against Texas A&M-Commerce.
- Played in five games in 2017 after dealing with injuries and finished with 41 tackles (24 solo), 8.5 tackles for loss, half a sack, two passes defended, one interception, one forced fumble, two fumble recoveries and one blocked kick. He had a season-high 12 tackles against Delta State.
- In 2016, he was a Second Team All-LSC choice after appearing in 11 games and totaling 68 tackles (35 solo), 13.0 tackles for loss, 6.0 sacks, three passes defended, one interception, five forced fumbles, two fumble recoveries and two blocked kicks. His five forced fumbles led the nation and he forced a career-high three forced fumbles at Eastern New Mexico.
- Played in seven games in 2015 and accumulated 16 tackles (four solo) and 2.0 tackles for loss.
- He received a medical redshirt in 2014 and missed the entire season. He converted from wide receiver to linebacker in the spring.
- Redshirted as a true freshman and converted to wide receiver after playing quarterback in high school.

PERSONAL

- Attended North Crowley High School in Fort Worth, Texas.
- Ranked a two-star prospect by *Rivals*.
- Named a Top-30 prospect in *Dave Campbell's Texas Football* magazine.
- As a senior, he was named first team all-district after he passed for over 3,000 yards and rushed for 350 yards and one touchdown.
- Volunteered at numerous community events with the Colts in 2019, including the Colts Youth Football Camp, the Team Smile event, Lids for Kids and the Pros vs. GI Joes event.
- Participated in the NFL's My Cause My Cleats initiative and represented the Leukemia & Lymphoma Society (2020-22) and the Lymphoma Research Foundation (2019).
- In 2020, he participated in a Colts' mobile pantry distribution and attended a Marion County Juvenile Detention Center activation event.
- Majored in kinesiology.
- A native of Fort Worth, Texas.



E.J. SPEED'S - NFL REGULAR SEASON STATISTICS

| DATE | TEAM | GP | GS | TACKLES | | | | | | | INTERCEPTIONS | | | | | FUMBLES | | | | | ST | | | | MISC | | |
|--------|-------|----|----|---------|----|----|-----|-----|-----|------|---------------|----|-----|----|----|---------|----|----|----|-----|----|----|---|----|------|----|---|
| | | | | TK | S | A | TFL | YDS | SK | YDS | QBH | NO | YDS | LG | TD | PD | FF | FR | TD | YDS | TK | S | A | FF | | FR | S |
| 2019 | Colts | 12 | 0 | 6 | 3 | 3 | 1 | 1 | 0.0 | 0.0 | 0 | 0 | 0 | 0 | 0 | 0 | 0 | 0 | 0 | 1 | 1 | 0 | 0 | 0 | 0 | 0 | |
| 2020 | Colts | 15 | 0 | 0 | 0 | 0 | 0 | 0 | 0.0 | 0.0 | 0 | 0 | 0 | 0 | 0 | 0 | 0 | 0 | 0 | 9 | 7 | 2 | 0 | 0 | 0 | 0 | |
| 2021 | Colts | 17 | 1 | 18 | 14 | 4 | 0 | 0 | 0.0 | 0.0 | 0 | 0 | 0 | 0 | 1 | 1 | 0 | 0 | 0 | 13 | 9 | 4 | 0 | 0 | 0 | 0 | |
| 2022 | Colts | 17 | 5 | 55 | 32 | 23 | 7 | 9 | 1.0 | 7.0 | 1 | 0 | 0 | 0 | 0 | 2 | 2 | 0 | 0 | 8 | 5 | 3 | 0 | 0 | 0 | 0 | |
| 2023 | Colts | 7 | 5 | 31 | 20 | 11 | 6 | 16 | 1.0 | 9.0 | 2 | 0 | 0 | 0 | 0 | 2 | 1 | 0 | 0 | 2 | 2 | 0 | 0 | 0 | 0 | 0 | |
| TOTALS | | 68 | 11 | 110 | 69 | 41 | 14 | 26 | 2.0 | 16.0 | 3 | 0 | 0 | 0 | 0 | 5 | 4 | 0 | 0 | 0 | 33 | 24 | 9 | 0 | 0 | 0 | 0 |

E.J. SPEED'S - NFL POSTSEASON STATISTICS

| DATE | TEAM | GP | GS | TK | S | A | TACKLES | | | | | INTERCEPTIONS | | | | | FUMBLES | | | | | ST | | | | MISC | | | | | | |
|--------|-------|----|----|----|---|---|---------|-----|-----|-----|-----|---------------|-----|----|----|----|---------|----|----|-----|----|----|---|----|----|------|---|---|---|---|---|---|
| | | | | | | | TFL | YDS | SK | YDS | QBH | NO | YDS | LG | TD | PD | FF | FR | TD | YDS | TK | S | A | FF | FR | | | | | | | |
| 2020 | Colts | 1 | 0 | 0 | 0 | 0 | 0 | 0 | 0.0 | 0.0 | 0 | 0 | 0 | 0 | 0 | 0 | 0 | 0 | 0 | 0 | 0 | 0 | 0 | 0 | 0 | 1 | 1 | 0 | 0 | 0 | 0 | 0 |
| TOTALS | | 1 | 0 | 0 | 0 | 0 | 0 | 0 | 0.0 | 0.0 | 0 | 0 | 0 | 0 | 0 | 0 | 0 | 0 | 0 | 0 | 0 | 0 | 0 | 0 | 0 | 1 | 1 | 0 | 0 | 0 | 0 | 0 |

SINGLE-GAME HIGHS: DEFENSIVE

| | | | |
|-----------------|---|-----------------------|---|
| Total Tackles | 9 at Arizona Cardinals, Dec 25, 2021 8 vs. Houston Texans, Jan 08, 2023 7 at Houston Texans, Sep 11, 2022 8 at Arizona Cardinals, Dec 25, 2021 6 at Houston Texans, Sep 17, 2023 5 at Jacksonville Jaguars, Sep 18, 2022 1.0 at Houston Texans, Sep 17, 2023 ...1 more at 1.0. | Forced Fumbles | 1 vs. Houston Texans, Jan 08, 2023 ...2 more at 1. |
| Solo Tackles | 8 at Arizona Cardinals, Dec 25, 2021 6 at Houston Texans, Sep 17, 2023 5 at Jacksonville Jaguars, Sep 18, 2022 1.0 at Houston Texans, Sep 17, 2023 ...1 more at 1.0. | Tackles For Loss | 2 at Houston Texans, Sep 17, 2023 ...1 more at 2. |
| Sacks | 1.0 at Houston Texans, Sep 17, 2023 ...1 more at 1.0. | Special Teams Tackles | 3 at San Francisco 49ers, Oct 24, 2021 ...1 more at 3. |
| Passes Defensed | 1 vs. Tennessee Titans, Oct 08, 2023 ...4 more at 1. | | |

SINGLE-GAME HIGHS - POSTSEASON: DEFENSIVE

| | |
|-----------------------|----------------------------------|
| Special Teams Tackles | 1 at Buffalo Bills, Jan 09, 2021 |
|-----------------------|----------------------------------|

2019 GAME-BY-GAME REGULAR-SEASON STATISTICS (COLTS)

| DATE | OPPONENT | P/S | TACKLES | | | | | | | INTERCEPTIONS | | | | | FUMBLES | | | | ST | | | | MISC | | W/L | SCORE | | | | | |
|-------------|---------------|------|---------|---|---|-----|-----|-----|-----|---------------|----------|-----|----|----|---------|----|----|----|-----|----|---|---|------|----|-----|-------|---|-----|---|-------|--------|
| | | | TK | S | A | SK | YDS | TFL | YDS | QBH | NO | YDS | LG | TD | PD | FF | FR | TD | YDS | TK | S | A | FF | FR | | | S | A | | | |
| 09/08 | at Chargers | | | | | | | | | | INACTIVE | | | | | | | | | | | | | | | | | | | L | 24-30+ |
| 09/15 | at Titans | P | 0 | 0 | 0 | 0.0 | 0.0 | 0 | 0 | 0 | 0 | 0 | 0 | 0 | 0 | 0 | 0 | 0 | 0 | 0 | 0 | 0 | 0 | 0 | 0 | 0 | 0 | 0 | W | 19-17 | |
| 09/22 | Falcons | P | 0 | 0 | 0 | 0.0 | 0.0 | 0 | 0 | 0 | 0 | 0 | 0 | 0 | 0 | 0 | 0 | 0 | 0 | 0 | 0 | 0 | 0 | 0 | 0 | 0 | 0 | 0 | W | 27-24 | |
| 09/29 | Raiders | P | 6 | 3 | 3 | 0.0 | 0.0 | 1 | 1 | 0 | 0 | 0 | 0 | 0 | 0 | 0 | 0 | 0 | 0 | 0 | 0 | 0 | 0 | 0 | 0 | 0 | 0 | 0 | L | 24-31 | |
| 10/06 | at Chiefs | P | 0 | 0 | 0 | 0.0 | 0.0 | 0 | 0 | 0 | 0 | 0 | 0 | 0 | 0 | 0 | 0 | 0 | 0 | 0 | 0 | 0 | 0 | 0 | 0 | 0 | 0 | 0 | W | 19-13 | |
| 10/20 | Texans | P | 0 | 0 | 0 | 0.0 | 0.0 | 0 | 0 | 0 | 0 | 0 | 0 | 0 | 0 | 0 | 0 | 0 | 0 | 0 | 0 | 0 | 0 | 0 | 0 | 0 | 0 | 0 | W | 30-23 | |
| 10/27 | Broncos | P | 0 | 0 | 0 | 0.0 | 0.0 | 0 | 0 | 0 | 0 | 0 | 0 | 0 | 0 | 0 | 0 | 0 | 1 | 1 | 0 | 0 | 0 | 0 | 0 | 0 | 0 | 0 | W | 15-13 | |
| 11/03 | at Steelers | P | 0 | 0 | 0 | 0.0 | 0.0 | 0 | 0 | 0 | 0 | 0 | 0 | 0 | 0 | 0 | 0 | 0 | 0 | 0 | 0 | 0 | 0 | 0 | 0 | 0 | 0 | 0 | L | 24-26 | |
| 11/10 | Dolphins | | | | | | | | | | INACTIVE | | | | | | | | | | | | | | | | | | | L | 12-16 |
| 11/17 | Jaguars | P | 0 | 0 | 0 | 0.0 | 0.0 | 0 | 0 | 0 | 0 | 0 | 0 | 0 | 0 | 0 | 0 | 0 | 0 | 0 | 0 | 0 | 0 | 0 | 0 | 0 | 0 | 0 | W | 33-13 | |
| 11/21 | at Texans | P | 0 | 0 | 0 | 0.0 | 0.0 | 0 | 0 | 0 | 0 | 0 | 0 | 0 | 0 | 0 | 0 | 0 | 0 | 0 | 0 | 0 | 0 | 0 | 0 | 0 | 0 | 0 | L | 17-20 | |
| 12/01 | Titans | P | 0 | 0 | 0 | 0.0 | 0.0 | 0 | 0 | 0 | 0 | 0 | 0 | 0 | 0 | 0 | 0 | 0 | 0 | 0 | 0 | 0 | 0 | 0 | 0 | 0 | 0 | 0 | L | 17-31 | |
| 12/08 | at Buccaneers | | | | | | | | | | INACTIVE | | | | | | | | | | | | | | | | | | | L | 35-38 |
| 12/16 | at Saints | | | | | | | | | | INACTIVE | | | | | | | | | | | | | | | | | | | L | 7-34 |
| 12/22 | Panthers | P | 0 | 0 | 0 | 0.0 | 0.0 | 0 | 0 | 0 | 0 | 0 | 0 | 0 | 0 | 0 | 0 | 0 | 0 | 0 | 0 | 0 | 0 | 0 | 0 | 0 | 0 | 0 | W | 38-6 | |
| 12/29 | at Jaguars | P | 0 | 0 | 0 | 0.0 | 0.0 | 0 | 0 | 0 | 0 | 0 | 0 | 0 | 0 | 0 | 0 | 0 | 0 | 0 | 0 | 0 | 0 | 0 | 0 | 0 | 0 | 0 | L | 20-38 | |
| 2019 TOTALS | | 12-0 | 6 | 3 | 3 | 0.0 | 0.0 | 1 | 1 | 0 | 0 | 0 | 0 | 0 | 0 | 0 | 0 | 1 | 1 | 0 | 0 | 0 | 0 | 0 | 0 | 0 | 0 | 7-9 | | | |

+ - Overtime



2020 GAME-BY-GAME REGULAR-SEASON STATISTICS (COLTS)

| DATE | OPPONENT | P/S | TACKLES | | | | | | | INTERCEPTIONS | | | | FUMBLES | | | | ST | | | | MISC | | W/L | SCORE | | | |
|--------------|-------------|-----|----------|---|---|-----|-----|-----|-----|---------------|----|-----|----|---------|----|----|----|----|-----|----|---|------|----|-----|-------|-------|--------|-------|
| | | | TK | S | A | SK | YDS | TFL | YDS | QBH | NO | YDS | LG | TD | PD | FF | FR | TD | YDS | TK | S | A | FF | | | S | A | |
| 09/13 | at Jaguars | P | 0 | 0 | 0 | 0.0 | 0.0 | 0 | 0 | 0 | 0 | 0 | 0 | 0 | 0 | 0 | 0 | 0 | 0 | 0 | 0 | 0 | 0 | 0 | L | 20-27 | | |
| 09/20 | Vikings | | INACTIVE | | | | | | | | | | | | | | | | | | | | | | | | W | 28-11 |
| 09/27 | Jets | P | 0 | 0 | 0 | 0.0 | 0.0 | 0 | 0 | 0 | 0 | 0 | 0 | 0 | 0 | 0 | 0 | 0 | 0 | 1 | 1 | 0 | 0 | 0 | 0 | W | 36-7 | |
| 10/04 | at Bears | P | 0 | 0 | 0 | 0.0 | 0.0 | 0 | 0 | 0 | 0 | 0 | 0 | 0 | 0 | 0 | 0 | 0 | 0 | 1 | 1 | 0 | 0 | 0 | 0 | W | 19-11 | |
| 10/11 | at Browns | P | 0 | 0 | 0 | 0.0 | 0.0 | 0 | 0 | 0 | 0 | 0 | 0 | 0 | 0 | 0 | 0 | 0 | 0 | 2 | 1 | 1 | 0 | 0 | 0 | L | 23-32 | |
| 10/18 | Bengals | P | 0 | 0 | 0 | 0.0 | 0.0 | 0 | 0 | 0 | 0 | 0 | 0 | 0 | 0 | 0 | 0 | 0 | 0 | 0 | 0 | 0 | 0 | 0 | 0 | W | 31-27 | |
| 11/01 | at Lions | P | 0 | 0 | 0 | 0.0 | 0.0 | 0 | 0 | 0 | 0 | 0 | 0 | 0 | 0 | 0 | 0 | 0 | 0 | 0 | 0 | 0 | 0 | 0 | 0 | W | 41-21 | |
| 11/08 | Ravens | P | 0 | 0 | 0 | 0.0 | 0.0 | 0 | 0 | 0 | 0 | 0 | 0 | 0 | 0 | 0 | 0 | 0 | 0 | 0 | 0 | 0 | 0 | 0 | 0 | L | 10-24 | |
| 11/12 | at Titans | P | 0 | 0 | 0 | 0.0 | 0.0 | 0 | 0 | 0 | 0 | 0 | 0 | 0 | 0 | 0 | 0 | 0 | 0 | 0 | 0 | 0 | 0 | 0 | 0 | W | 34-17 | |
| 11/22 | Packers | P | 0 | 0 | 0 | 0.0 | 0.0 | 0 | 0 | 0 | 0 | 0 | 0 | 0 | 0 | 0 | 0 | 0 | 0 | 1 | 1 | 0 | 0 | 0 | 0 | W | 34-31+ | |
| 11/29 | Titans | P | 0 | 0 | 0 | 0.0 | 0.0 | 0 | 0 | 0 | 0 | 0 | 0 | 0 | 0 | 0 | 0 | 0 | 0 | 0 | 0 | 0 | 0 | 0 | 0 | L | 26-45 | |
| 12/06 | at Texans | P | 0 | 0 | 0 | 0.0 | 0.0 | 0 | 0 | 0 | 0 | 0 | 0 | 0 | 0 | 0 | 0 | 0 | 0 | 0 | 0 | 0 | 0 | 0 | 0 | W | 26-20 | |
| 12/13 | at Raiders | P | 0 | 0 | 0 | 0.0 | 0.0 | 0 | 0 | 0 | 0 | 0 | 0 | 0 | 0 | 0 | 0 | 0 | 0 | 0 | 0 | 0 | 0 | 0 | 0 | W | 44-27 | |
| 12/20 | Texans | P | 0 | 0 | 0 | 0.0 | 0.0 | 0 | 0 | 0 | 0 | 0 | 0 | 0 | 0 | 0 | 0 | 0 | 0 | 1 | 1 | 0 | 0 | 0 | 0 | W | 27-20 | |
| 12/27 | at Steelers | P | 0 | 0 | 0 | 0.0 | 0.0 | 0 | 0 | 0 | 0 | 0 | 0 | 0 | 0 | 0 | 0 | 0 | 0 | 2 | 1 | 1 | 0 | 0 | 0 | L | 24-28 | |
| 01/03 | Jaguars | P | 0 | 0 | 0 | 0.0 | 0.0 | 0 | 0 | 0 | 0 | 0 | 0 | 0 | 0 | 0 | 0 | 0 | 0 | 1 | 1 | 0 | 0 | 0 | 0 | W | 28-14 | |
| 2020 TOTALS | | | 15-0 | 0 | 0 | 0 | 0.0 | 0.0 | 0 | 0 | 0 | 0 | 0 | 0 | 0 | 0 | 0 | 0 | 0 | 9 | 7 | 2 | 0 | 0 | 0 | 11-5 | | |
| + - Overtime | | | | | | | | | | | | | | | | | | | | | | | | | | | | |

2021 GAME-BY-GAME REGULAR-SEASON STATISTICS (COLTS)

| DATE | OPPONENT | P/S | TACKLES | | | | | | | INTERCEPTIONS | | | | FUMBLES | | | | ST | | | | MISC | | W/L | SCORE | |
|--------------|--------------|-----|---------|----|----|-----|-----|-----|-----|---------------|----|-----|----|---------|----|----|----|----|-----|----|---|------|----|-----|-------|--------|
| | | | TK | S | A | SK | YDS | TFL | YDS | QBH | NO | YDS | LG | TD | PD | FF | FR | TD | YDS | TK | S | A | FF | | | S |
| 09/12 | Seahawks | P | 0 | 0 | 0 | 0.0 | 0.0 | 0 | 0 | 0 | 0 | 0 | 0 | 0 | 0 | 0 | 0 | 0 | 0 | 0 | 0 | 0 | 0 | 0 | L | 16-28 |
| 09/19 | Rams | P | 1 | 1 | 0 | 0.0 | 0.0 | 0 | 0 | 0 | 0 | 0 | 0 | 0 | 1 | 0 | 0 | 0 | 0 | 0 | 0 | 0 | 0 | 0 | L | 24-27 |
| 09/26 | at Titans | P | 0 | 0 | 0 | 0.0 | 0.0 | 0 | 0 | 0 | 0 | 0 | 0 | 0 | 0 | 0 | 0 | 0 | 1 | 1 | 0 | 0 | 0 | 0 | L | 16-25 |
| 10/03 | at Dolphins | P | 0 | 0 | 0 | 0.0 | 0.0 | 0 | 0 | 0 | 0 | 0 | 0 | 0 | 0 | 0 | 0 | 0 | 0 | 0 | 0 | 0 | 0 | 0 | W | 27-17 |
| 10/11 | at Ravens | P | 0 | 0 | 0 | 0.0 | 0.0 | 0 | 0 | 0 | 0 | 0 | 0 | 0 | 0 | 0 | 0 | 0 | 3 | 2 | 1 | 0 | 0 | 0 | L | 25-31+ |
| 10/17 | Texans | P | 1 | 1 | 0 | 0.0 | 0.0 | 0 | 0 | 0 | 0 | 0 | 0 | 0 | 0 | 0 | 0 | 0 | 1 | 1 | 0 | 0 | 0 | 0 | W | 31-3 |
| 10/24 | at 49ers | P | 0 | 0 | 0 | 0.0 | 0.0 | 0 | 0 | 0 | 0 | 0 | 0 | 0 | 0 | 0 | 0 | 0 | 3 | 2 | 1 | 0 | 0 | 0 | W | 30-18 |
| 10/31 | Titans | P | 3 | 2 | 1 | 0.0 | 0.0 | 0 | 0 | 0 | 0 | 0 | 0 | 0 | 0 | 0 | 0 | 0 | 0 | 0 | 0 | 0 | 0 | 0 | L | 31-34+ |
| 11/04 | Jets | P | 0 | 0 | 0 | 0.0 | 0.0 | 0 | 0 | 0 | 0 | 0 | 0 | 0 | 0 | 0 | 0 | 0 | 1 | 1 | 0 | 0 | 0 | 0 | W | 45-30 |
| 11/14 | Jaguars | P | 0 | 0 | 0 | 0.0 | 0.0 | 0 | 0 | 0 | 0 | 0 | 0 | 0 | 0 | 0 | 0 | 0 | 1 | 1 | 0 | 0 | 0 | 0 | W | 23-17 |
| 11/21 | at Bills | P | 2 | 1 | 1 | 0.0 | 0.0 | 0 | 0 | 0 | 0 | 0 | 0 | 0 | 0 | 0 | 0 | 0 | 0 | 0 | 0 | 0 | 0 | 0 | W | 41-15 |
| 11/28 | Buccaneers | P | 0 | 0 | 0 | 0.0 | 0.0 | 0 | 0 | 0 | 0 | 0 | 0 | 0 | 0 | 0 | 0 | 0 | 0 | 0 | 0 | 0 | 0 | 0 | L | 31-38 |
| 12/05 | at Texans | P | 1 | 1 | 0 | 0.0 | 0.0 | 0 | 0 | 0 | 0 | 0 | 0 | 0 | 0 | 0 | 0 | 0 | 1 | 0 | 1 | 0 | 0 | 0 | W | 31-0 |
| 12/18 | Patriots | P | 1 | 0 | 1 | 0.0 | 0.0 | 0 | 0 | 0 | 0 | 0 | 0 | 0 | 0 | 0 | 0 | 0 | 1 | 1 | 0 | 0 | 0 | 0 | W | 27-17 |
| 12/25 | at Cardinals | S | 9 | 8 | 1 | 0.0 | 0.0 | 0 | 0 | 0 | 0 | 0 | 0 | 1 | 0 | 0 | 0 | 0 | 0 | 0 | 0 | 0 | 0 | 0 | W | 22-16 |
| 01/02 | Raiders | P | 0 | 0 | 0 | 0.0 | 0.0 | 0 | 0 | 0 | 0 | 0 | 0 | 0 | 0 | 0 | 0 | 0 | 1 | 0 | 1 | 0 | 0 | 0 | L | 20-23 |
| 01/09 | at Jaguars | P | 0 | 0 | 0 | 0.0 | 0.0 | 0 | 0 | 0 | 0 | 0 | 0 | 0 | 0 | 0 | 0 | 0 | 0 | 0 | 0 | 0 | 0 | 0 | L | 11-26 |
| 2021 TOTALS | | | 17-1 | 18 | 14 | 4 | 0.0 | 0.0 | 0 | 0 | 0 | 0 | 0 | 0 | 1 | 1 | 0 | 0 | 13 | 9 | 4 | 0 | 0 | 0 | 9-8 | |
| + - Overtime | | | | | | | | | | | | | | | | | | | | | | | | | | |





2022 GAME-BY-GAME REGULAR-SEASON STATISTICS (COLTS)

| DATE | OPPONENT | P/S | TACKLES | | | | | | | INTERCEPTIONS | | | | | FUMBLES | | | ST | | | MISC | | W/L | SCORE | | | |
|-------------|-------------|-----|---------|----|----|-----|-----|-----|-----|---------------|----|-----|----|----|---------|----|----|----|-----|----|------|---|-----|-------|----|----|--------|
| | | | TK | S | A | SK | YDS | TFL | YDS | QBH | NO | YDS | LG | TD | PD | FF | FR | TD | YDS | TK | S | A | | | FF | FR | S |
| 09/11 | at Texans | S | 7 | 3 | 4 | 1.0 | 7.0 | 0 | 0 | 1 | 0 | 0 | 0 | 0 | 0 | 1 | 0 | 0 | 0 | 0 | 0 | 0 | 0 | 0 | 0 | T | 20-20 |
| 09/18 | at Jaguars | S | 5 | 5 | 0 | 0.0 | 0.0 | 2 | 3 | 0 | 0 | 0 | 0 | 0 | 0 | 0 | 0 | 0 | 0 | 0 | 0 | 0 | 0 | 0 | 0 | L | 0-24 |
| 09/25 | Chiefs | P | 1 | 0 | 1 | 0.0 | 0.0 | 0 | 0 | 0 | 0 | 0 | 0 | 0 | 1 | 0 | 0 | 0 | 0 | 1 | 1 | 0 | 0 | 0 | 0 | W | 20-17 |
| 10/02 | Titans | S | 3 | 1 | 2 | 0.0 | 0.0 | 0 | 0 | 0 | 0 | 0 | 0 | 0 | 0 | 0 | 0 | 0 | 0 | 0 | 0 | 0 | 0 | 0 | 0 | L | 17-24 |
| 10/06 | at Broncos | S | 1 | 0 | 1 | 0.0 | 0.0 | 0 | 0 | 0 | 0 | 0 | 0 | 0 | 0 | 0 | 0 | 0 | 0 | 0 | 0 | 0 | 0 | 0 | 0 | W | 12-9+ |
| 10/16 | Jaguars | P | 4 | 2 | 2 | 0.0 | 0.0 | 1 | 2 | 0 | 0 | 0 | 0 | 0 | 0 | 0 | 0 | 0 | 2 | 0 | 2 | 0 | 0 | 0 | 0 | W | 34-27 |
| 10/23 | at Titans | P | 4 | 4 | 0 | 0.0 | 0.0 | 1 | 1 | 0 | 0 | 0 | 0 | 0 | 0 | 0 | 0 | 0 | 0 | 0 | 0 | 0 | 0 | 0 | 0 | L | 10-19 |
| 10/30 | Commanders | P | 3 | 2 | 1 | 0.0 | 0.0 | 1 | 1 | 0 | 0 | 0 | 0 | 0 | 0 | 0 | 0 | 0 | 0 | 0 | 0 | 0 | 0 | 0 | 0 | L | 16-17 |
| 11/06 | at Patriots | P | 0 | 0 | 0 | 0.0 | 0.0 | 0 | 0 | 0 | 0 | 0 | 0 | 0 | 0 | 0 | 0 | 0 | 1 | 1 | 0 | 0 | 0 | 0 | 0 | L | 3-26 |
| 11/13 | at Raiders | P | 3 | 2 | 1 | 0.0 | 0.0 | 0 | 0 | 0 | 0 | 0 | 0 | 0 | 0 | 0 | 0 | 0 | 0 | 0 | 0 | 0 | 0 | 0 | 0 | W | 25-20 |
| 11/20 | Eagles | P | 1 | 1 | 0 | 0.0 | 0.0 | 0 | 0 | 0 | 0 | 0 | 0 | 0 | 0 | 0 | 0 | 0 | 0 | 0 | 0 | 0 | 0 | 0 | 0 | L | 16-17 |
| 11/28 | Steelers | P | 6 | 2 | 4 | 0.0 | 0.0 | 1 | 0 | 0 | 0 | 0 | 0 | 0 | 0 | 0 | 0 | 0 | 1 | 1 | 0 | 0 | 0 | 0 | 0 | L | 17-24 |
| 12/04 | at Cowboys | P | 2 | 1 | 1 | 0.0 | 0.0 | 0 | 0 | 0 | 0 | 0 | 0 | 0 | 0 | 0 | 0 | 0 | 1 | 1 | 0 | 0 | 0 | 0 | 0 | L | 19-54 |
| 12/17 | at Vikings | S | 1 | 1 | 0 | 0.0 | 0.0 | 0 | 0 | 0 | 0 | 0 | 0 | 0 | 0 | 0 | 0 | 0 | 2 | 1 | 1 | 0 | 0 | 0 | 0 | L | 36-39+ |
| 12/26 | Chargers | P | 5 | 3 | 2 | 0.0 | 0.0 | 0 | 0 | 0 | 0 | 0 | 0 | 0 | 0 | 0 | 0 | 0 | 0 | 0 | 0 | 0 | 0 | 0 | 0 | L | 3-20 |
| 01/01 | at Giants | P | 1 | 1 | 0 | 0.0 | 0.0 | 1 | 2 | 0 | 0 | 0 | 0 | 0 | 0 | 0 | 0 | 0 | 0 | 0 | 0 | 0 | 0 | 0 | 0 | L | 10-38 |
| 01/08 | Texans | P | 8 | 4 | 4 | 0.0 | 0.0 | 0 | 0 | 0 | 0 | 0 | 0 | 0 | 1 | 1 | 0 | 0 | 0 | 0 | 0 | 0 | 0 | 0 | 0 | L | 31-32 |
| 2022 TOTALS | | | 17-5 | 55 | 32 | 23 | 1.0 | 7.0 | 7 | 9 | 1 | 0 | 0 | 0 | 0 | 2 | 2 | 0 | 0 | 0 | 8 | 5 | 3 | 0 | 0 | 0 | 4-12-1 |

+- Overtime

2023 GAME-BY-GAME REGULAR-SEASON STATISTICS (COLTS)

| DATE | OPPONENT | P/S | TACKLES | | | | | | | INTERCEPTIONS | | | | | FUMBLES | | | ST | | | MISC | | W/L | SCORE | | | |
|-------------|------------|-----|---------|----|----|-----|-----|-----|-----|---------------|----|-----|----|----|---------|----|----|----|-----|----|------|---|-----|-------|----|--------|---|
| | | | TK | S | A | SK | YDS | TFL | YDS | QBH | NO | YDS | LG | TD | PD | FF | FR | TD | YDS | TK | S | A | | | FF | FR | S |
| 09/10 | Jaguars | P | 5 | 3 | 2 | 0.0 | 0.0 | 1 | 0 | 0 | | | | | 1 | 0 | 0 | 0 | 0 | 0 | 0 | 0 | 0 | 0 | L | 21-31 | |
| 09/17 | at Texans | S | 6 | 6 | 0 | 1.0 | 9.0 | 2 | 10 | 1 | 0 | 0 | 0 | 0 | 0 | 0 | 0 | 0 | 0 | 0 | 0 | 0 | 0 | 0 | W | 31-20 | |
| 09/24 | at Ravens | S | 4 | 4 | 0 | 0.0 | 0.0 | 1 | 2 | 0 | 0 | 0 | 0 | 0 | 0 | 0 | 0 | 0 | 0 | 0 | 0 | 0 | 0 | 0 | W | 22-19+ | |
| 10/01 | Rams | P | 4 | 2 | 2 | 0.0 | 0.0 | 0 | 0 | 1 | 0 | 0 | 0 | 0 | 1 | 0 | 0 | 0 | 0 | 0 | 0 | 0 | 0 | 0 | L | 23-29+ | |
| 10/08 | Titans | S | 6 | 2 | 4 | 0.0 | 0.0 | 0 | 0 | 0 | 0 | 0 | 0 | 0 | 1 | 0 | 0 | 0 | 0 | 1 | 1 | 0 | 0 | 0 | W | 23-16 | |
| 10/15 | at Jaguars | S | 2 | 2 | 0 | 0.0 | 0.0 | 1 | 0 | 0 | 0 | 0 | 0 | 0 | 0 | 0 | 0 | 0 | 0 | 0 | 0 | 0 | 0 | 0 | L | 20-37 | |
| 10/22 | Browns | S | 4 | 1 | 3 | 0.0 | 0.0 | 1 | 4 | 0 | 0 | 0 | 0 | 0 | 0 | 0 | 0 | 0 | 0 | 1 | 1 | 0 | 0 | 0 | L | 38-39 | |
| 2023 TOTALS | | | 7-5 | 31 | 20 | 11 | 1.0 | 9.0 | 6 | 16 | 2 | 0 | 0 | 0 | 0 | 2 | 1 | 0 | 0 | 0 | 2 | 2 | 0 | 0 | 0 | 3-4 | |

+- Overtime

2020 GAME-BY-GAME POSTSEASON STATISTICS (COLTS)

| DATE | OPPONENT | P/S | TACKLES | | | | | | | INTERCEPTIONS | | | | | FUMBLES | | | ST | | | MISC | | SCORE | | | | |
|-------------|----------|-----|---------|---|---|-----|-----|-----|-----|---------------|----|-----|----|----|---------|----|----|----|-----|----|------|---|-------|----|----|-----|-------|
| | | | TK | S | A | SK | YDS | TFL | YDS | QBH | NO | YDS | LG | TD | PD | FF | FR | TD | YDS | TK | S | A | | FF | FR | S | A |
| 01/09 | at Bills | P | 0 | 0 | 0 | 0.0 | 0.0 | 0 | 0 | 0 | 0 | 0 | 0 | 0 | 0 | 0 | 0 | 0 | 1 | 1 | 0 | 0 | 0 | 0 | 0 | L | 24-27 |
| 2020 TOTALS | | | 1-0 | 0 | 0 | 0.0 | 0.0 | 0 | 0 | 0 | 0 | 0 | 0 | 0 | 0 | 0 | 0 | 0 | 1 | 1 | 0 | 0 | 0 | 0 | 0 | 0-1 | |

41

GRANT STUARD

LINEBACKER

(STOO-urd)



GRANT STUARD: ACQUIRED BY THE COLTS IN A TRADE WITH THE TAMPA BAY BUCCANEERS ON AUGUST 30, 2022.

5-11 • 230 ^{LBS}

NFL EXP: 3

(2ND YEAR WITH THE COLTS)

BORN: 10/15/98

COLLEGE:
HOUSTON

4TH-AND-SHORT

- In his first two seasons, he played in 32 games for the Colts (2022) and Buccaneers (2021) and compiled four tackles (one solo), one forced fumble and 22 special teams stops.
- "Mr. Irrelevant" of the 2021 NFL Draft.
- Led the American Athletic Conference in tackles a game (8.7) in 2020.

NFL HIGHLIGHTS

- In three seasons with the Colts (2022-23) and Tampa Bay Buccaneers (2021), he has seen action in 39 games and has compiled six tackles (three solo), one forced fumble and 25 special teams stops. He also appeared in two postseason contests and tallied three special teams tackles.
- In 2023, he has seen action in all seven games and has recorded two solo tackles and three special teams stops.
- He appeared in 15 games on special teams in 2022 and recorded 11 tackles.
- In 2021, he played in all 17 games for the Buccaneers and compiled four tackles (one solo), one forced fumble and 11 special teams stops. He also appeared in two postseason contests and tallied three special teams tackles.



@grantstuard



COLLEGE HIGHLIGHTS

- Appeared in 39 games (21 starts) at Houston (2017-20) and recorded 190 tackles (115 solo), 17.0 tackles for loss, 2.0 sacks, four passes defended and one fumble recovery.
- In 2020, he was named First Team American Athletic All-Conference after he started all seven games and compiled a team-high 61 tackles (35 solo), 5.0 tackles for loss, 1.0 sack and one fumble recovery. He was a team captain and led the American Athletic Conference with 8.7 tackles a game and finished fifth in the AAC with 5.0 solo tackles per game.
- As a junior, he started 12 games and led the team with 97 tackles (62 solo), 9.5 tackles for loss, 1.0 sack and four passes defended. He was selected Second Team American Athletic All-Conference. Finished third in the AAC in total tackles.
- In 2018, he appeared in 13 games (one start) and tallied 30 tackles (18 solo), 2.5 tackles for loss and had a team-high 11 special teams stops. He also saw time as a running back during the season and rushed five times for 35 yards.
- As a freshman, he saw action in seven games and compiled two tackles.

ADDITIONAL TRANSACTIONS

- Selected by the Buccaneers in the seventh round (259th overall) of the 2021 NFL Draft.

PERSONAL

- Attended Oak Ridge High School in Conroe, Texas.
- Finished his career with 154 tackles and 7.5 sacks.
- As a senior, he compiled 68 tackles, 1.5 sacks, two interceptions and two fumble recoveries. Also had 43 rushing attempts for 233 yards and three touchdowns.
- Named to the first team 12-6A all-district teams in both 2015 and 2016.
- Competed in tack and field as well.
- He was the final selection in the 2021 NFL Draft and earned the nickname, "Mr. Irrelevant."
- Qualified for the 2015 AAU Junior Olympic Championships as a member of The Wings Track Club.
- A native of Conroe, Texas.

GRANT STUARD'S - NFL REGULAR SEASON STATISTICS

| | | TACKLES | | | | | | | | | | INTERCEPTIONS | | | | | | FUMBLES | | | | ST | | | | MISC | | |
|--------|------------|---------|----|----|---|---|-----|-----|-----|-----|-----|---------------|-----|----|----|----|----|---------|----|-----|----|----|----|----|----|------|---|---|
| DATE | TEAM | GP | GS | TK | S | A | TFL | YDS | SK | YDS | QBH | NO | YDS | LG | TD | PD | FF | FR | TD | YDS | TK | S | A | FF | FR | S | A | |
| 2021 | Buccaneers | 17 | 0 | 4 | 1 | 3 | 0 | 0 | 0.0 | 0.0 | 0 | 0 | 0 | 0 | 0 | 0 | 0 | 0 | 0 | 0 | 0 | 11 | 7 | 4 | 1 | 0 | 0 | 0 |
| 2022 | Colts | 15 | 0 | 0 | 0 | 0 | 0 | 0 | 0.0 | 0.0 | 0 | 0 | 0 | 0 | 0 | 0 | 0 | 0 | 0 | 0 | 0 | 11 | 9 | 2 | 0 | 0 | 0 | 0 |
| 2023 | Colts | 7 | 0 | 2 | 2 | 0 | 0 | 0 | 0.0 | 0.0 | 1 | 0 | 0 | 0 | 0 | 0 | 0 | 0 | 0 | 0 | 0 | 3 | 2 | 1 | 0 | 0 | 0 | 0 |
| TOTALS | | 39 | 0 | 6 | 3 | 3 | 0 | 0 | 0.0 | 0.0 | 1 | 0 | 0 | 0 | 0 | 0 | 0 | 0 | 0 | 0 | 0 | 25 | 18 | 7 | 1 | 0 | 0 | 0 |





GRANT STUARD'S - NFL POSTSEASON STATISTICS

| | | | | TACKLES | | | | | | | | INTERCEPTIONS | | | | | FUMBLES | | | | ST | | | | MISC | | |
|--------|------------|----|----|---------|---|---|-----|-----|-----|-----|-----|---------------|-----|----|----|----|---------|----|----|-----|----|---|---|----|------|---|---|
| DATE | TEAM | GP | GS | TK | S | A | TFL | YDS | SK | YDS | QBH | NO | YDS | LG | TD | PD | FF | FR | TD | YDS | TK | S | A | FF | FR | S | A |
| 2021 | Buccaneers | 2 | 0 | 0 | 0 | 0 | 0 | 0 | 0.0 | 0.0 | 0 | 0 | 0 | 0 | 0 | 0 | 0 | 0 | 0 | 0 | 3 | 2 | 1 | 0 | 0 | 0 | 0 |
| TOTALS | | 2 | 0 | 0 | 0 | 0 | 0 | 0 | 0.0 | 0.0 | 0 | 0 | 0 | 0 | 0 | 0 | 0 | 0 | 0 | 0 | 3 | 2 | 1 | 0 | 0 | 0 | 0 |

SINGLE-GAME HIGHS: DEFENSIVE

Total Tackles 2 vs. Tennessee Titans, Oct 08, 2023
...1 more at 2.

Special Teams Tackles

3 at Minnesota Vikings, Dec 17, 2022

Solo Tackles 2 vs. Tennessee Titans, Oct 08, 2023
1 vs. Chicago Bears, Oct 24, 2021

Special Teams Forced Fumbles

...2 more at 3.

1 at Atlanta Falcons, Dec 05, 2021

SINGLE-GAME HIGHS - POSTSEASON: DEFENSIVE

Special Teams Tackles

2 vs. Philadelphia Eagles, Jan 16, 2022

1 vs. Los Angeles Rams, Jan 23, 2022

2021 GAME-BY-GAME REGULAR-SEASON STATISTICS (BUCCANEERS)

| DATE | OPPONENT | P/S | TACKLES | | | | | | | INTERCEPTIONS | | | | | FUMBLES | | | | ST | | | MISC | | | W/L | SCORE | |
|-------------|------------------|-----|---------|---|---|----|-----|-----|-----|---------------|----|-----|----|----|---------|----|----|----|-----|----|---|------|----|----|-----|-------|--------|
| | | | TK | S | A | SK | YDS | TFL | YDS | QBH | NO | YDS | LG | TD | PD | FF | FR | TD | YDS | TK | S | A | FF | FR | | | S |
| 09/09 | Cowboys | P | 0 | 0 | 0 | 0 | 0 | 0 | 0 | 0 | 0 | 0 | 0 | 0 | 0 | 0 | 0 | 0 | 1 | 1 | 0 | 0 | 0 | 0 | 0 | W | 31-29 |
| 09/19 | Falcons | P | 0 | 0 | 0 | 0 | 0 | 0 | 0 | 0 | 0 | 0 | 0 | 0 | 0 | 0 | 0 | 0 | 0 | 0 | 0 | 0 | 0 | 0 | 0 | W | 48-25 |
| 09/26 | at Rams | P | 0 | 0 | 0 | 0 | 0 | 0 | 0 | 0 | 0 | 0 | 0 | 0 | 0 | 0 | 0 | 0 | 0 | 0 | 0 | 0 | 0 | 0 | 0 | L | 24-34 |
| 10/03 | at Patriots | P | 0 | 0 | 0 | 0 | 0 | 0 | 0 | 0 | 0 | 0 | 0 | 0 | 0 | 0 | 0 | 0 | 1 | 1 | 0 | 0 | 0 | 0 | 0 | W | 19-17 |
| 10/10 | Dolphins | P | 0 | 0 | 0 | 0 | 0 | 0 | 0 | 0 | 0 | 0 | 0 | 0 | 0 | 0 | 0 | 0 | 0 | 0 | 0 | 0 | 0 | 0 | 0 | W | 45-17 |
| 10/14 | at Eagles | P | 0 | 0 | 0 | 0 | 0 | 0 | 0 | 0 | 0 | 0 | 0 | 0 | 0 | 0 | 0 | 0 | 0 | 0 | 0 | 0 | 0 | 0 | 0 | W | 28-22 |
| 10/24 | Bears | P | 2 | 1 | 1 | 0 | 0 | 0 | 0 | 0 | 0 | 0 | 0 | 0 | 0 | 0 | 0 | 0 | 0 | 0 | 0 | 0 | 0 | 0 | 0 | W | 38-3 |
| 10/31 | at Saints | P | 0 | 0 | 0 | 0 | 0 | 0 | 0 | 0 | 0 | 0 | 0 | 0 | 0 | 0 | 0 | 0 | 0 | 0 | 0 | 0 | 0 | 0 | 0 | L | 27-36 |
| 11/14 | at Football Team | P | 0 | 0 | 0 | 0 | 0 | 0 | 0 | 0 | 0 | 0 | 0 | 0 | 0 | 0 | 0 | 0 | 1 | 1 | 0 | 0 | 0 | 0 | 0 | L | 19-29 |
| 11/22 | Giants | P | 0 | 0 | 0 | 0 | 0 | 0 | 0 | 0 | 0 | 0 | 0 | 0 | 0 | 0 | 0 | 0 | 0 | 0 | 0 | 0 | 0 | 0 | 0 | W | 30-10 |
| 11/28 | at Colts | P | 0 | 0 | 0 | 0 | 0 | 0 | 0 | 0 | 0 | 0 | 0 | 0 | 0 | 0 | 0 | 0 | 1 | 0 | 1 | 0 | 0 | 0 | 0 | W | 38-31 |
| 12/05 | at Falcons | P | 0 | 0 | 0 | 0 | 0 | 0 | 0 | 0 | 0 | 0 | 0 | 0 | 0 | 0 | 0 | 0 | 1 | 1 | 0 | 1 | 0 | 0 | 0 | W | 30-17 |
| 12/12 | Bills | P | 0 | 0 | 0 | 0 | 0 | 0 | 0 | 0 | 0 | 0 | 0 | 0 | 0 | 0 | 0 | 0 | 3 | 1 | 2 | 0 | 0 | 0 | 0 | W | 33-27+ |
| 12/19 | Saints | P | 0 | 0 | 0 | 0 | 0 | 0 | 0 | 0 | 0 | 0 | 0 | 0 | 0 | 0 | 0 | 0 | 0 | 0 | 0 | 0 | 0 | 0 | 0 | L | 0-9 |
| 12/26 | at Panthers | P | 1 | 0 | 1 | 0 | 0 | 0 | 0 | 0 | 0 | 0 | 0 | 0 | 0 | 0 | 0 | 0 | 3 | 2 | 1 | 0 | 0 | 0 | 0 | W | 32-6 |
| 01/02 | at Jets | P | 0 | 0 | 0 | 0 | 0 | 0 | 0 | 0 | 0 | 0 | 0 | 0 | 0 | 0 | 0 | 0 | 0 | 0 | 0 | 0 | 0 | 0 | 0 | W | 28-24 |
| 01/09 | Panthers | P | 1 | 0 | 1 | 0 | 0 | 0 | 0 | 0 | 0 | 0 | 0 | 0 | 0 | 0 | 0 | 0 | 0 | 0 | 0 | 0 | 0 | 0 | 0 | W | 41-17 |
| 2021 TOTALS | | | 17-0 | 4 | 1 | 3 | 0 | 0.0 | 0 | 0 | 0 | 0 | 0 | 0 | 0 | 0 | 0 | 0 | 11 | 7 | 4 | 1 | 0 | 0 | 0 | 13-4 | |

+ - Overtime

2022 GAME-BY-GAME REGULAR-SEASON STATISTICS (COLTS)

| | | | TACKLES | | | | | | | INTERCEPTIONS | | | | | FUMBLES | | | | ST | | | MISC | | | | | | |
|-------------|-------------|-----|---------|---|---|----|-----|-----|-----|---------------|----------|-----|----|----|---------|----|----|----|-----|----|----|------|----|----|-------|---|--------|--------|
| DATE | OPPONENT | P/S | TK | S | A | SK | YDS | TFL | YDS | QBH | NO | YDS | LG | TD | PD | FF | FR | TD | YDS | TK | S | A | FF | FR | S | A | SCORE | |
| 09/11 | at Texans | P | 0 | 0 | 0 | 0 | 0.0 | 0.0 | 0 | 0 | 0 | 0 | 0 | 0 | 0 | 0 | 0 | 0 | 0 | 0 | 0 | 0 | 0 | 0 | 0 | 0 | T | 20-20 |
| 09/18 | at Jaguars | P | 0 | 0 | 0 | 0 | 0.0 | 0.0 | 0 | 0 | 0 | 0 | 0 | 0 | 0 | 0 | 0 | 0 | 0 | 0 | 1 | 0 | 1 | 0 | 0 | 0 | L | 0-24 |
| 09/25 | Chiefs | P | 0 | 0 | 0 | 0 | 0.0 | 0.0 | 0 | 0 | 0 | 0 | 0 | 0 | 0 | 0 | 0 | 0 | 0 | 0 | 1 | 1 | 0 | 0 | 0 | 0 | W | 20-17 |
| 10/02 | Titans | P | 0 | 0 | 0 | 0 | 0.0 | 0.0 | 0 | 0 | 0 | 0 | 0 | 0 | 0 | 0 | 0 | 0 | 0 | 0 | 0 | 0 | 0 | 0 | 0 | 0 | L | 17-24 |
| 10/06 | at Broncos | P | 0 | 0 | 0 | 0 | 0.0 | 0.0 | 0 | 0 | 0 | 0 | 0 | 0 | 0 | 0 | 0 | 0 | 0 | 0 | 1 | 1 | 0 | 0 | 0 | 0 | W | 12-9+ |
| 10/16 | Jaguars | P | 0 | 0 | 0 | 0 | 0.0 | 0.0 | 0 | 0 | 0 | 0 | 0 | 0 | 0 | 0 | 0 | 0 | 0 | 0 | 2 | 1 | 1 | 0 | 0 | 0 | W | 34-27 |
| 10/23 | at Titans | P | 0 | 0 | 0 | 0 | 0.0 | 0.0 | 0 | 0 | 0 | 0 | 0 | 0 | 0 | 0 | 0 | 0 | 0 | 0 | 0 | 0 | 0 | 0 | 0 | 0 | L | 10-19 |
| 10/30 | Commanders | | | | | | | | | | INACTIVE | | | | | | | | | | | | | L | 16-17 | | | |
| 11/06 | at Patriots | | | | | | | | | | INACTIVE | | | | | | | | | | | | | L | 3-26 | | | |
| 11/13 | at Raiders | P | 0 | 0 | 0 | 0 | 0.0 | 0.0 | 0 | 0 | 0 | 0 | 0 | 0 | 0 | 0 | 0 | 0 | 0 | 0 | 0 | 0 | 0 | 0 | 0 | 0 | W | 25-20 |
| 11/20 | Eagles | P | 0 | 0 | 0 | 0 | 0.0 | 0.0 | 0 | 0 | 0 | 0 | 0 | 0 | 0 | 0 | 0 | 0 | 0 | 0 | 0 | 0 | 0 | 0 | 0 | 0 | L | 16-17 |
| 11/28 | Steelers | P | 0 | 0 | 0 | 0 | 0.0 | 0.0 | 0 | 0 | 0 | 0 | 0 | 0 | 0 | 0 | 0 | 0 | 0 | 0 | 0 | 0 | 0 | 0 | 0 | 0 | L | 17-24 |
| 12/04 | at Cowboys | P | 0 | 0 | 0 | 0 | 0.0 | 0.0 | 0 | 0 | 0 | 0 | 0 | 0 | 0 | 0 | 0 | 0 | 0 | 0 | 1 | 1 | 0 | 0 | 0 | 0 | L | 19-54 |
| 12/17 | at Vikings | P | 0 | 0 | 0 | 0 | 0.0 | 0.0 | 0 | 0 | 0 | 0 | 0 | 0 | 0 | 0 | 0 | 0 | 0 | 0 | 3 | 3 | 0 | 0 | 0 | 0 | L | 36-39+ |
| 12/26 | Chargers | P | 0 | 0 | 0 | 0 | 0.0 | 0.0 | 0 | 0 | 0 | 0 | 0 | 0 | 0 | 0 | 0 | 0 | 0 | 0 | 1 | 1 | 0 | 0 | 0 | 0 | L | 3-20 |
| 01/01 | at Giants | P | 0 | 0 | 0 | 0 | 0.0 | 0.0 | 0 | 0 | 0 | 0 | 0 | 0 | 0 | 0 | 0 | 0 | 0 | 0 | 0 | 0 | 0 | 0 | 0 | 0 | L | 10-38 |
| 01/08 | Texans | P | 0 | 0 | 0 | 0 | 0.0 | 0.0 | 0 | 0 | 0 | 0 | 0 | 0 | 0 | 0 | 0 | 0 | 0 | 0 | 1 | 1 | 0 | 0 | 0 | 0 | L | 31-32 |
| 2022 TOTALS | | | 15-0 | 0 | 0 | 0 | 0.0 | 0.0 | 0 | 0 | 0 | 0 | 0 | 0 | 0 | 0 | 0 | 0 | 0 | 0 | 11 | 9 | 2 | 0 | 0 | 0 | 4-12-1 | |

+ - Overtime





2023 GAME-BY-GAME REGULAR-SEASON STATISTICS (COLTS)

| DATE | OPPONENT | P/S | TACKLES | | | | | | | INTERCEPTIONS | | | | FUMBLES | | | ST | | | | MISC | | SCORE | | | | | |
|-------------|------------|-----|---------|---|---|-----|-----|-----|-----|---------------|----|-----|----|---------|----|----|----|----|-----|----|------|---|-------|----|----|---|--------|-----|
| | | | TK | S | A | SK | YDS | TFL | YDS | QBH | NO | YDS | LG | TD | PD | FF | FR | TD | YDS | TK | S | A | | FF | FR | S | A | W/L |
| 09/10 | Jaguars | P | 0 | 0 | 0 | 0.0 | 0.0 | 0 | 0 | 0 | 0 | 0 | 0 | 0 | 0 | 0 | 0 | 0 | 1 | 1 | 0 | 0 | 0 | 0 | 0 | L | 21-31 | |
| 09/17 | at Texans | P | 0 | 0 | 0 | 0.0 | 0.0 | 0 | 0 | 0 | 0 | 0 | 0 | 0 | 0 | 0 | 0 | 0 | 0 | 0 | 0 | 0 | 0 | 0 | 0 | W | 31-20 | |
| 09/24 | at Ravens | P | 0 | 0 | 0 | 0.0 | 0.0 | 0 | 0 | 0 | 0 | 0 | 0 | 0 | 0 | 0 | 0 | 0 | 1 | 1 | 0 | 0 | 0 | 0 | 0 | W | 22-19+ | |
| 10/01 | Rams | P | 0 | 0 | 0 | 0.0 | 0.0 | 0 | 0 | 0 | 0 | 0 | 0 | 0 | 0 | 0 | 0 | 0 | 1 | 0 | 1 | 0 | 0 | 0 | 0 | L | 23-29+ | |
| 10/08 | Titans | P | 2 | 2 | 0 | 0.0 | 0.0 | 0 | 0 | 1 | 0 | 0 | 0 | 0 | 0 | 0 | 0 | 0 | 0 | 0 | 0 | 0 | 0 | 0 | 0 | W | 23-16 | |
| 10/15 | at Jaguars | P | 0 | 0 | 0 | 0.0 | 0.0 | 0 | 0 | 0 | 0 | 0 | 0 | 0 | 0 | 0 | 0 | 0 | 0 | 0 | 0 | 0 | 0 | 0 | 0 | L | 20-37 | |
| 10/22 | Browns | P | 0 | 0 | 0 | 0.0 | 0.0 | 0 | 0 | 0 | 0 | 0 | 0 | 0 | 0 | 0 | 0 | 0 | 0 | 0 | 0 | 0 | 0 | 0 | 0 | L | 38-39 | |
| 2023 TOTALS | | | 7-0 | 2 | 2 | 0 | 0.0 | 0.0 | 0 | 0 | 1 | 0 | 0 | 0 | 0 | 0 | 0 | 0 | 3 | 2 | 1 | 0 | 0 | 0 | 0 | 0 | 3-4 | |

+ - Overtime

2021 GAME-BY-GAME POSTSEASON STATISTICS (BUCCANEERS)

| | | | TACKLES | | | | | | | INTERCEPTIONS | | | | | FUMBLES | | | | ST | | | | MISC | | | | | | |
|-------------|----------|-----|---------|---|---|-----|-----|-----|-----|---------------|----|-----|----|----|---------|----|----|----|-----|----|---|---|------|----|---|---|-----|-------|--|
| DATE | OPPONENT | P/S | TK | S | A | SK | YDS | TFL | YDS | QBH | NO | YDS | LG | TD | PD | FF | FR | TD | YDS | TK | S | A | FF | FR | S | A | W/L | SCORE | |
| 01/16 | Eagles | P | 0 | 0 | 0 | 0.0 | 0.0 | 0 | 0 | 0 | 0 | 0 | 0 | 0 | 0 | 0 | 0 | 0 | 0 | 2 | 1 | 1 | 0 | 0 | 0 | 0 | W | 31-15 | |
| 01/23 | Rams | P | 0 | 0 | 0 | 0.0 | 0.0 | 0 | 0 | 0 | 0 | 0 | 0 | 0 | 0 | 0 | 0 | 0 | 0 | 1 | 1 | 0 | 0 | 0 | 0 | 0 | L | 27-30 | |
| 2021 TOTALS | | | 2-0 | 0 | 0 | 0.0 | 0.0 | 0 | 0 | 0 | 0 | 0 | 0 | 0 | 0 | 0 | 0 | 0 | 0 | 3 | 2 | 1 | 0 | 0 | 0 | 0 | 0 | 1-1 | |

28 JONATHAN TAYLOR

RUNNING BACK



JONATHAN TAYLOR: SELECTED BY THE COLTS IN THE SECOND ROUND (41ST OVERALL) OF THE 2020 NFL DRAFT.

5-10 • 226 LBS

NFL EXP: 4

(4TH YEAR WITH THE COLTS)

BORN: 1/19/99



**COLLEGE:
WISCONSIN**

4TH-AND-SHORT

- 1x Associated Press First Team All-Pro selection (2021).
- 1x Pro Bowl selection (2021).
- In his first three seasons, he recorded 756 carries for 3,841 yards and 33 touchdowns in 43 games (41 starts). He also had 104 receptions for 802 yards and three touchdowns.
- In 2021, he set the single-season franchise records for rushing yards (1,811) and rushing touchdowns (18).
- In Week 11 of 2021 at Buffalo, he set the single-game franchise record for total touchdowns (five) and points scored (30).
- Set the single-game franchise record for most rushing yards (253) in Week 17 of 2020 vs. Jacksonville.
- Only the seventh player in FBS history to rush for 6,000 yards and is the only player to rush for 1,900 yards in three straight seasons.

DOWN THE STRETCH

What's on your bucket list: I want to visit Mount Rushmore.

Who is your mentor: The greats that came before me.

What is your favorite vacation spot: Universal Studios

What are your pet peeves: People who don't use their turn signals

Who was your favorite athlete growing up: Arian Foster



@JayT23

@jayt23

28 JONATHAN TAYLOR

RUNNING BACK



HISTORICAL COLLEGE CAREER

In just three years with the Badgers, Taylor made his mark on both the university as well as the NCAA. He tallied 926 carries for 6,174 yards and 50 touchdowns, while also adding 42 receptions for 407 yards and five touchdowns. His career rushing yards rank No. 6 all-time among FBS players and is No. 2 all-time among the Big Ten. Taylor became only the seventh player in FBS history to rush for 6,000 yards and was the first ever to do so in just three seasons, and is the only player in FBS history to rush for at least 1,900 yards in three consecutive seasons.

JONATHAN TAYLOR

URB

AT WISCONSIN...

NO. 6 ALL-TIME AMONG FBS PLAYERS IN RUSHING (6,174 YARDS) AND NO. 2 ALL-TIME AMONG BIG TEN PLAYERS

TWO-TIME DOAK WALKER AWARD WINNER (2018, 2019)

TWO-TIME UNANIMOUS FIRST-TEAM ALL-AMERICAN (2018, 2019)

THIRD PLAYER IN FBS HISTORY WITH MULTIPLE 2,000-YARD RUSHING SEASONS

ONLY PLAYER IN FBS HISTORY TO RUSH FOR AT LEAST 1,900 YARDS IN THREE CONSECUTIVE SEASONS

BROKE FBS RECORD FOR MOST RUSHING YARDS BY A PLAYER IN ANY THREE-YEAR SPAN

AVERAGE OF 6.67 YARDS PER CARRY RANKS NO. 2 IN SCHOOL HISTORY

RUSHED FOR AT LEAST 100 YARDS IN 32 GAMES, THIRD-MOST IN FBS HISTORY

HAD 12 GAMES OF 200-PLUS YARDS

SCORED 50 RUSHING TOUCHDOWNS AND 55 TDs IN TOTAL

FIRST PLAYER IN SCHOOL HISTORY TO RECORD THREE GAMES OF 200-PLUS RUSHING YARDS AGAINST A SINGLE OPPONENT

RECORD-SETTING DAY

In Week 17 of 2020 vs. Jacksonville, Taylor tallied 30 carries for a single-game franchise-high 253 yards and two touchdowns. He broke the previous single-game franchise-record of 219 yards previously held by Edgerrin James. Taylor became only the second player in franchise history to hit the 200-yard mark in a single game. He tied DeMarco Murray (253) for the second-most rushing yards by a rookie in a single game in NFL history and tied Murray for the ninth-most by any player in a single game. Taylor also passed Alan Ameche (194) for the most rushing yards by a rookie in a single game in team history.



OFFENSIVE ROOKIE OF THE MONTH

Taylor earned AFC Offensive Rookie of the Month in December of 2020 after he totaled 97 carries for 651 yards (6.7 avg.) and seven touchdowns from Weeks 13-17. He also caught 10 passes for 72 yards and one touchdown. Taylor had one 250-yard rushing performance, a 150-yard rushing game and three games with multiple touchdowns over the final five weeks of the regular season. In Week 17 vs. Jacksonville, he tallied 30 carries for a franchise-record 253 yards and two touchdowns.



28 JONATHAN TAYLOR

RUNNING BACK



AFC OFFENSIVE PLAYER OF THE WEEK

Taylor was named the AFC Offensive Player of the Week for Week 11 of 2021. In the Colts' 41-15 win against the Buffalo Bills, Taylor compiled a career-high 32 carries for 185 yards (5.8 avg.) and a career-high four touchdowns. He also registered three receptions for 19 yards and one touchdown. Taylor set the single-game franchise record for total touchdowns and total points (30). His five total touchdowns are tied for the fourth-most by a single player in NFL history. Taylor is the only player in NFL history to record 175-plus rushing yards, four rushing touchdowns and one receiving touchdown in a single game. It marked his fourth-career game with at least 150 rushing yards and multiple touchdowns, which is the most in franchise history.




AFC OFFENSIVE PLAYER OF THE MONTH

Taylor earned AFC Player of the Month in October 2021 after he compiled 79 carries for 478 yards (6.1 avg.) and six touchdowns. He also tallied 13 receptions for 195 yards and one touchdown. From Weeks 4-8, Taylor led the NFL in scrimmage yards and rushing average, while ranking in the top-two in overall touchdowns (tied-first), rushing yards (second) and rushing touchdowns (tied-second). He was the only player in the league to register at least 100 scrimmage yards in all five games. Taylor recorded at least one rushing touchdown in each game and eclipsed 100 rushing yards three times (tied for most in the league in October). He became the first Indianapolis player to earn AFC Offensive Player of the Month honors since Andrew Luck in November 2018 and the first running back since Edgerrin James in October 2005.



TOPPING THE COMPETITION

Before being selected in the 2020 NFL Draft, Taylor knew he wanted to invest in his future. He went over different opportunities with his marketing team and agent, and decided to invest in a brand he knew really well. Taylor enjoyed pizza at Toppers down the road from his residence during his three years at Wisconsin and decided that he wanted a piece of the pie. He now has a lifetime partnership with the brand and has co-ownership of four Madison, Wisconsin franchise locations.



AFC OFFENSIVE PLAYER OF THE WEEK

Taylor was named the AFC Offensive Player of the Week for Week 10 of 2022. In the Colts' 25-20 road win against the Las Vegas Raiders, Taylor registered 22 carries for 147 yards (6.7 avg.) and one touchdown. He also compiled two receptions for 16 yards. In the third quarter, Taylor recorded a 66-yard rushing touchdown, which was the longest play by Indianapolis in 2022 and was his longest run since Week 15 of last season. It marked his fourth career rushing touchdown of at least 60 yards, which tied Lenny Moore for the most in franchise history.



2X AFC OFFENSIVE PLAYER OF THE MONTH

Taylor earned AFC Player of the Month for the second consecutive month in November 2021. He totaled 88 carries for 556 yards (6.3 avg.) and eight touchdowns. He also registered 15 receptions for 71 yards and one touchdown. From Weeks 9-12, Taylor led the NFL in scrimmage yards, total touchdowns, rushing yards, rushing touchdowns and 100-yard games (three). He was the only player in the NFL to tally at least one rushing touchdown in each game. Taylor was named AFC Offensive Player of the Week for Week 11 after compiling a career-high 32 carries for 185 yards (5.8 avg.) and a career-high four touchdowns against the Buffalo Bills. He also registered three receptions for 19 yards and one touchdown. Taylor set the single-game franchise record for total touchdowns and total points (30).



28 JONATHAN TAYLOR

RUNNING BACK



MAKING A TOUGH CALL

After breaking the New Jersey high school single-season rushing record and being a standout in track and field, Taylor had the tough decision to make on his next step. He had interest from many schools, including Wisconsin, Rutgers, Yale, Harvard and Army. He originally committed to Rutgers to stay closer to home, before decommitting and deciding on Wisconsin. However, the chance to go to an Ivy League school like Harvard or Yale was not lost on him. He even visited Yale three times in the process. "I enjoyed myself every time I went up there. That was tough. It was a tough decision to decide between Ivy League and the University of Wisconsin."



NFL HIGHLIGHTS

- In four seasons with the Colts, he has appeared in 46 games (42 starts) and has accumulated 788 carries for 3,953 yards and 34 touchdowns. Also has added 113 receptions for 909 yards and three touchdowns.
- He has played in three games (one start) in 2023 and has recorded 32 carries for 112 yards and one touchdown as well as nine receptions for 107 yards. In Week 7 vs. CLE, he led the team in rushing with 18 carries for 75 yards and one touchdown. He also contributed three receptions for 45 yards. He passed Joseph Addai (4,756) for the third-most yards from scrimmage by a Colts player in their first four seasons.
- In 2022, he started 11 games and tallied 192 rushes for 861 yards and four touchdowns. He also added 28 receptions for 143 yards. In Week 1 at Houston, he eclipsed 3,000 career rushing yards. Taylor is the second-fastest player in team history (33 games) to reach that plateau (Edgerrin James did it in 30 games and just the 11th player to do so in Colts history. In Week 7 at Tennessee, he rushed 10 times for 58 yards and also tallied a single-game career-high seven receptions for 27 yards. In Week 10 at Las Vegas, he led the team in rushing with 22 carries for 147 yards and one touchdown. Taylor passed Marshall Faulk (33) and tied Lenny Moore (34) for the second-most total touchdowns by a Colts player in their first three seasons. Taylor passed Eric Dickerson (13) for the second-most games with 100-plus rushing yards and at least one touchdown in franchise

NFL HIGHLIGHTS CONT...

history. He passed Curtis Dickey (3,490) for the 10th-most rushing yards in team history. Taylor recorded a 66-yard touchdown rush in the third quarter, which was the longest play by the Colts in 2022 and was his longest rush since Week 15 of 2021 vs. New England. According to ESPN Stats & Info, it marked Taylor's fourth career rushing touchdown of at least 60 yards, which ties Lenny Moore for the most in franchise history. In Week 11 vs. Philadelphia, he led the team in rushing with 22 carries for 84 yards and one touchdown. He passed Lenny Moore (204) for the fifth-most points by a Colts player in their first three seasons and Moore (34) for the second-most touchdowns by a Colts player in their first three seasons. In Week 12 vs. Pittsburgh, he led the team in rushing with 20 carries for 86 yards and one touchdown. He passed Eric Dickerson (32) for the eighth-most rushing touchdowns in team history. In Week 13 at Dallas, he led the team in rushing with 21 carries for 82 yards as well as three receptions for 21 yards.

- Started all 17 games in 2021 and was named a unanimous Associated Press First Team All-Pro and was selected to the Pro Bowl after he tallied 332 carries for 1,811 yards and 18 touchdowns as well as 40 receptions for 360 yards and two touchdowns. Taylor led the NFL in scrimmage yards (2,171), rushing yards, rushing touchdowns, 100-yard rushing games (10) and first down runs (107). He finished tied for first in total touchdowns (20). Taylor ranked second in the league in total points (120) by non-kickers. He set franchise single-season records for rushing yards, rushing touchdowns and fewest carries to reach 1,000 rushing yards (173). In Week 4 at Miami, he led the team in rushing with 16 carries for 103 yards and one touchdown. In Week 5 at Baltimore, he led the team in rushing with 15 carries for 53 yards and one touchdown. He also led the team in receiving with three receptions for a single-game career-high 116 yards and one touchdown. He tallied his first 100-yard receiving game and became the first Colt to register a 100-yard rushing game the previous week and follow it up with a 100-yard receiving game since Joseph Addai in Weeks 8 and 9 of 2007. He passed Joseph Addai (1,488) for the third-most rushing yards by a Colts player in their first 20 career games. In Week 6 vs. Houston, he recorded then single-game season highs in rushing yards (145) and rushing touchdowns (two) on 14 carries. He reached 2,000 career scrimmage yards and 1,500 career rushing yards and became just the sixth player in team history to reach each of those plateaus in their first two seasons. Taylor registered an 83-yard carry in the third quarter. It was the longest rush by a Colts player ever and the longest carry by an NFL player this season. In Week 7 at San Francisco, he led the team in rushing with 18 carries for 107 yards and one touchdown. In Week 9 vs. New York Jets, he led the team in rushing with 19 carries for 172 yards and two touchdowns. He also added two receptions for 28 yards. He eclipsed 2,000 career scrimmage yards. Taylor



NFL HIGHLIGHTS CONT...

is just the fourth player in team history to reach that plateau in their first two seasons. In Week 10 vs. Jacksonville, Taylor led the team in rushing with 21 carries for 116 yards and one touchdown. He eclipsed 2,000 career rushing yards. Taylor became just the fourth player in team history to reach that plateau in their first two seasons. In Week 11 at Buffalo, he led the team in rushing with a career-high 32 carries for 185 yards and a career-high four rushing touchdowns. He also added three receptions for 19 yards and one receiving touchdown. He scored five total touchdowns (four rushing, one receiving) and accumulated 30 total points, which is the most in single-game franchise history. His five total touchdowns are tied for the fourth-most by a single player in NFL history. He tied Eric Dickerson and Joseph Addai (four) for the most rushing touchdowns in a single game in team history. Taylor is the only player in NFL history to record 175-plus rushing yards, four rushing touchdowns and one receiving touchdown in a single game. He tallied a rushing touchdown and 100 yards from scrimmage in eight consecutive games and became just the third player ever to do so (LaDainian Tomlinson in 2006 and Lydell Mitchell from 1975-76). Taylor set the franchise record for fewest carries to reach 1,000 rushing yards in a single season (173). He became the fourth player since 2000 and the first since Adrian Peterson (2007-08) to record at least 1,000 rushing yards and 10 rushing touchdowns in each of their first two seasons (per NFL Research). He passed Joseph Addai (2,153) for the third-most scrimmage yards (2,842) by a Colts player in their first two seasons. In Week 12 vs. Tampa Bay, he led the team in rushing with 16 carries for 83 yards and one touchdown. Taylor passed Marshall Faulk (2,360) for the second-most rushing yards by a Colts player in their first two seasons. He passed Joseph Addai (15 in 2007), Eric Dickerson (15 in 1988), Marvin Harrison (15 in 2001 and 2004), Lydell Mitchell (15 in 1975) and Lenny Moore (15 in 1961) for the fourth-most total touchdowns in single-season team history. In Week 13 at Houston, he tallied 32 carries for 143 yards and two touchdowns. He passed Edgerrin James (26) for the most rushing touchdowns by a Colts player in their first two seasons. In Week 15 vs. New England, he led the team in rushing with 29 carries for 170 yards and one touchdown. He registered a 67-yard rushing touchdown to ice the game in the fourth quarter. According to Next Gen Stats, he hit 22.13 miles per hour on the rush, which is the fastest speed by a ball carrier this season. He passed Lenny Moore (16 in 1964) for the most rushing touchdowns in single-season team history. It marks Taylor's 11th consecutive game with a rushing touchdown, which ties Lenny Moore (BAL, 1963-64), Emmitt Smith (DAL, 1994-95), Emmitt Smith (DAL, 1995) and Priest Holmes (KC, 2002) for the fourth-longest streak in NFL history. He also tied Lenny Moore (11) for the franchise record. Taylor tied Clinton Portis (31) for the second-most touchdowns by an NFL player before turning

NFL HIGHLIGHTS CONT...

23 years old. He passed Edgerrin James (18 in 2000) for the second-most total touchdowns in single-season team history. It also marked Taylor's 11th consecutive game with a touchdown and he joined Lenny Moore (18) as the only players in team history to accomplish that feat. In Week 17 vs. Las Vegas, he recorded 20 carries for 108 yards and one touchdown. He passed Edgerrin James (1,709 in 2000) for the most rushing yards in single-season team history. Taylor tied Lenny Moore (20 in 1964) for the most total touchdowns in single-season franchise history. He also passed Clinton Portis (31) for the second-most touchdowns by an NFL player before turning 23 years old. He became just the fourth player in team history to register 2,000 scrimmage yards in a single season. He passed Eric Dickerson (2,036 in 1988) for the fourth-most scrimmage yards in single-season team history. Per NFL Research, Taylor (age 22) became the youngest player in NFL history with 2,000-plus scrimmage yards & 20-plus touchdowns in a single season (Eric Dickerson was the previous youngest at age 23 in 1983). He tied Edgerrin James (1999) for the most 100-yard games (10) in single-season Colts history. Taylor tied Earl Campbell (1979), Terrell Davis (1998), Larry Johnson (2005) and LaDainian Tomlinson (2006) for the fourth-most games (nine) with 100-plus rushing yards and at least one rushing touchdown in a single-season in NFL history.

- In 2020, he earned PFWA All-Rookie Team honors after he saw action in 15 games (13 starts) and recorded 232 carries for 1,169 yards and 11 touchdowns as well as 36 receptions for 299 yards and one touchdown. His 1,169 rushing yards ranked third in the NFL and were the most by a Colts running back since Edgerrin James in 2005 (1,506). In Week 1 at Jacksonville, he tallied nine carries for 22 yards and six receptions for 67 yards. He became only the second Colts running back in team history to record more than 60 receiving yards in Week 1 (Ahmad Bradshaw, 2014). In Week 2 vs. Minnesota, he made his first career start and tallied 26 carries for 101 yards and one touchdown. He became the first Colts rookie to rush for at least 100 yards in a single game since Vick Ballard at Houston on 12/16/12 (105). He finished with 18 carries in the first half. It was the most by a running back in the NFL since Derrick Henry (21) on 12/16/18. It is also tied for the fourth-most carries by a Colts running back in team history in the first half (Edgerrin James had 19 three different times). In Week 3 vs. the New York Jets, he led the team in rushing with 13 rushes for 59 yards and one touchdown. It was his second consecutive game with a rushing touchdown and marked the first time a Colts rookie had rushing touchdowns in consecutive games since Javaris James did it in Weeks 13 and 14 of the 2010 season. In Week 13 at Houston, he led the team in rushing with 13 carries for 91 yards and also added three receptions for 44 yards and his first-career receiving touchdown. In Week 14 at Las Vegas, he led the team in rushing with 20 carries for 150 yards and two touchdowns and also added two

28 JONATHAN TAYLOR

RUNNING BACK



NFL HIGHLIGHTS CONT...

receptions for 15 yards. With his first 120 scrimmage yards, he became only the fourth Colts player to reach 1,000 scrimmage yards in their first 12 games, joining Edgerrin James, Marshall Faulk and Joseph Addai. He was one of five rookies in 2020 to have multiple 100-yard rushing games (James Robinson, Clyde Edwards-Helaire, J.K. Dobbins and Antonio Gibson) and is the first Colts rookie to have multiple 100-yard rushing games since Joseph Addai (2006). He became the first Colts rookie to have multiple rushing touchdowns in the same game since Andrew Luck in 2012 and he is the first Colts rookie running back since Javaris James in 2010. In Week 15 vs. Houston, he led the team in rushing with 16 carries for 83 yards and one touchdown and also added four receptions for 12 yards. It was his fourth consecutive game with 80 rushing yards, becoming only the third NFL player this season to do so, joining Dalvin Cook and Nick Chubb. He was the first Indianapolis player to accomplish the feat since Joseph Addai (2007) and the first NFL rookie to do it since Saquon Barkley (2018). In Week 16 at Pittsburgh, he led the team in rushing with 18 carries for 74 yards and two touchdowns. In Week 17 vs. Jacksonville, he led the team in rushing with a season-high 30 carries for a single-game franchise-high 253 yards and two touchdowns. He broke the previous single-game franchise-record of 219 yards previously held by Edgerrin James. Taylor became only the second player in franchise history to hit the 200-yard mark in a single game (Edgerrin James did it twice). He tied DeMarco Murray (253) for the second-most rushing yards by a rookie in a single game in NFL history and tied Murray for the ninth-most by any player in a single game. He also passed Alan Ameche (194) for the most rushing yards by a rookie in a single game in team history. He passed Joseph Addai (1,406) for the third-most yards from scrimmage by a rookie in franchise history. Taylor reached 1,000 rushing yards for the season becoming just the fifth rookie in franchise history to reach that plateau. He was the first rookie to hit 1,000-plus yards since Joseph Addai in 2006. Taylor passed Dominic Rhodes (1,104) for the third-most rushing yards by a rookie in franchise history. His 30 carries were the most for a Colts running back since Frank Gore (36) in Week 14 of 2017. In the first quarter, Taylor posted over 100 rushing yards. He was the first player to reach 100 rushing yards in the first quarter since Saquon Barkley did it in Week 16 of 2019. He was just the fifth rookie to do so since at least 1991, joining Leonard Fournette, Edgerrin James, Robert Edwards and Jerome Bettis. He was also the third Colts player in team history to accomplish the feat, since at least 1991. He accumulated 137 rushing yards in the first half, which is the most by a player in team history, since at least 1991. Taylor passed Dominic Rhodes and Alan Ameche (nine) and tied Marshall Faulk and Curtis Dickey (11) for the second-most rushing touchdowns in franchise history by a rookie. He also tied Alan Ameche, Curtis Dickey and Edgerrin James for the

NFL HIGHLIGHTS CONT...

most games with a rushing touchdown by a rookie (eight). Taylor became only the third rookie running back in team history to have at least 10 rushing touchdowns and 1,000 rushing yards, joining Marshall Faulk and Edgerrin James. He was the first player with 11 rushing touchdowns in a single season since Joseph Addai in 2007. It was Taylor's fourth consecutive game with a rushing touchdown, becoming only the third Colts rookie to accomplish the feat and the first since James Munro in 2002. Taylor finished the regular season with a 5.04 rushing average, which is the third-best average for a rookie running back in team history. Started one postseason contest and led the team in rushing with 21 carries for 78 yards and one touchdown. It was his fifth consecutive game with a rushing touchdown totaling the most consecutive games with a rushing touchdown by a Colts player since Marlon Mack in 2018 (regular season and postseason combined). He became the first Colts rookie to have a rushing touchdown in his playoff debut since Joseph Addai in the 2006 Wild Card.

COLLEGE HIGHLIGHTS

- Appeared in 41 games (40 starts) at Wisconsin (2017-19) and totaled 926 carries for 6,174 yards and 50 touchdowns. Also added 42 receptions for 407 yards and five touchdowns. Named the Doak Walker Award winner, a unanimous All-America choice, First Team All-Big Ten and Big Ten Running Back of the Year in both 2018 and 2019. He became the seventh player in FBS history to rush for 6,000 yards and the first ever to do so in just three seasons. His 6,174 career rushing yards ranked No. 6 all-time among FBS players and No. 2 all-time among the Big Ten. He became the third player in FBS history with multiple 2,000-yard rushing seasons and the only player in FBS history to rush for at least 1,900 yards in three consecutive seasons. Rushed for at least 100 yards in 32 games. Tallied 12 games of 200-plus yards.
- In 2019, as a team captain he was named the Doak Walker Award winner, a unanimous All-America choice, First Team All-Big Ten and Big Ten Running Back of the Year after starting 14 games and totaling 2,003 yards on 320 carries with 21 touchdowns. Also added 26 receptions for 252 yards and five touchdowns. He led the nation with 26 total touchdowns. He was a four-time Big Ten Offensive Player of the Week and accumulated four 200-yard rushing performances, including three straight in November in wins over Iowa, Nebraska and Purdue.
- As a sophomore, he was named the Doak Walker Award winner, a unanimous All-America choice, First Team All-Big Ten and Big Ten Running Back of the Year after he started 13 games and recorded 307 carries for a nation-high 2,194 yards and 16 touchdowns as well as eight receptions for 60 yards. He led the nation in rushing yards per game (168.8) and topped the 100-yard mark in 12-of-13 games, including seven games of 150-plus and five games of 200-plus. Was selected as a two-time Big

28 JONATHAN TAYLOR

RUNNING BACK



COLLEGE HIGHLIGHTS CONT...

Ten Offensive Player of the Week and named the New Era Pin Stripe Bowl MVP after rushing for 205 yards and one touchdown in a win over Miami.

- In 2017, he was named Big Ten Freshman of the Year, First Team All-Big Ten and Second Team All-America after he saw action in 14 games (13 starts) and accumulated 299 carries for 1,977 yards and 13 touchdowns. He also contributed eight receptions for 95 yards. He hit the 100-yard rushing mark in 10 games with five games of 150-plus rushing yards and three 200-rushing yard performances. He was selected as a two-time Big Ten Offensive Player of the Week and an eight-time Big Ten Freshman of the Week.

PERSONAL

- Attended Salem (N.J.) High School and finished his career with 4,642 rushing yards and 51 total touchdowns.
- As a senior, he was named first team all-state and *South Jersey Times* Offensive Player of the Year after he set a New Jersey single-season record with 2,510 rushing yards and also added 35 touchdowns.
- As a junior, he earned first team all-conference honors after he rushed for 1,383 yards and 15 touchdowns.
- He earned second team all-conference honors as a sophomore after rushing for 500 yards and five touchdowns.
- Selected as a two-time team MVP and team captain.
- Won back-to-back New Jersey Meet of Champions titles in 100 meters as a junior and senior.
- Selected as the *South Jersey Times* Boys Track Athlete of the Year as a junior and senior.
- His father, Jonathan, played basketball at San Francisco State (1982-86).
- Volunteered with a community food drive, as a peer tutor and helped with a project to rebuild a classroom for students in India.
- Participated in the NFL's My Cause My Cleats initiative and represented Boys 2 Men (2021) and No Kid Hungry (2020).
- In 2020, he met with kids virtually from Riley Hospital for Children.
- Currently a co-owner of four Toppers Pizza locations.
- Majored in philosophy at Wisconsin.
- Married to his wife, Ayanna.
- A native of Salem, N.J.

MOST RUSHING YARDS BY A COLT IN A SINGLE SEASON

| | |
|-----------------|--------------|
| JONATHAN TAYLOR | 1,811 (2021) |
| EDGERIN JAMES | 1,709 (2000) |
| ERIC DICKERSON | 1,659 (1988) |

MOST RUSHING YARDS IN THE NFL, SINCE 2020

| | |
|-----------------|-------|
| DERRICK HENRY | 4,927 |
| NICK CHUBB | 4,021 |
| DALVIN COOK | 3,998 |
| JOSH JACOBS | 3,953 |
| JONATHAN TAYLOR | 3,937 |

MOST RUSHING TOUCHDOWNS IN THE NFL, SINCE 2020

| | |
|-----------------|----|
| DERRICK HENRY | 43 |
| JOSH JACOBS | 35 |
| JONATHAN TAYLOR | 34 |
| NICK CHUBB | 32 |
| JALEN HURTS | 32 |
| DALVIN COOK | 30 |
| JAMES CONNER | 30 |
| EZEKIEL ELLIOTT | 30 |

28 JONATHAN TAYLOR

RUNNING BACK



JONATHAN TAYLOR'S - NFL REGULAR SEASON STATISTICS

| DATE | TEAM | RUSHING | | | | | | | RECEIVING | | | | |
|--------|-------|---------|----|-----|-------|------|-----|----|-----------|------|------|-----|----|
| | | GP | GS | NO. | YDS. | AVG. | LG | TD | NO. | YDS. | AVG. | LG | TD |
| 2020 | Colts | 15 | 13 | 232 | 1,169 | 5.0 | 62t | 11 | 36 | 299 | 8.3 | 39t | 1 |
| 2021 | Colts | 17 | 17 | 332 | 1,811 | 5.5 | 83 | 18 | 40 | 360 | 9.0 | 76t | 2 |
| 2022 | Colts | 11 | 11 | 192 | 861 | 4.5 | 66t | 4 | 28 | 143 | 5.1 | 19 | 0 |
| 2023 | Colts | 3 | 1 | 32 | 112 | 3.5 | 24 | 1 | 9 | 107 | 11.9 | 40 | 0 |
| TOTALS | | 46 | 42 | 788 | 3,953 | 5.0 | 83 | 34 | 113 | 909 | 8.0 | 76T | 3 |

JONATHAN TAYLOR'S - NFL POSTSEASON STATISTICS

| DATE | TEAM | RUSHING | | | | | | | RECEIVING | | | | |
|--------|-------|---------|----|-----|------|------|----|----|-----------|------|------|----|----|
| | | GP | GS | NO. | YDS. | AVG. | LG | TD | NO. | YDS. | AVG. | LG | TD |
| 2020 | Colts | 1 | 1 | 21 | 78 | 3.7 | 20 | 1 | 2 | 6 | 3.0 | 6 | 0 |
| TOTALS | | 1 | 1 | 21 | 78 | 3.7 | 20 | 1 | 2 | 6 | 3.0 | 6 | 0 |

JONATHAN TAYLOR'S - NFL REGULAR SEASON STATISTICS

| DATE | TEAM | KICKOFF RETURNS | | | | | | PUNT RETURNS | | | | | |
|--------|-------|-----------------|------|------|----|----|-----|--------------|------|------|----|----|----|
| | | RET. | YDS. | AVG. | LG | TD | NO. | FC | YDS. | AVG. | LG | TD | TD |
| 2020 | Colts | 0 | 0 | 0.0 | 0 | 0 | 0 | 0 | 0 | 0.0 | 0 | 0 | 0 |
| 2021 | Colts | 0 | 0 | 0.0 | 0 | 0 | 0 | 0 | 0 | 0.0 | 0 | 0 | 0 |
| 2022 | Colts | 0 | 0 | 0.0 | 0 | 0 | 0 | 0 | 0 | 0.0 | 0 | 0 | 0 |
| 2023 | Colts | 0 | 0 | 0.0 | 0 | 0 | 0 | 0 | 0 | 0.0 | 0 | 0 | 0 |
| TOTALS | | 0 | 0 | 0.0 | 0 | 0 | 0 | 0 | 0 | 0.0 | 0 | 0 | 0 |

JONATHAN TAYLOR'S - NFL POSTSEASON STATISTICS

| DATE | TEAM | KICKOFF RETURNS | | | | | | PUNT RETURNS | | | | | |
|--------|-------|-----------------|------|------|----|----|-----|--------------|------|------|----|----|----|
| | | RET. | YDS. | AVG. | LG | TD | NO. | FC | YDS. | AVG. | LG | TD | TD |
| 2020 | Colts | 0 | 0 | 0.0 | 0 | 0 | 0 | 0 | 0 | 0.0 | 0 | 0 | 0 |
| TOTALS | | 0 | 0 | 0.0 | 0 | 0 | 0 | 0 | 0 | 0.0 | 0 | 0 | 0 |

SINGLE-GAME HIGHS: RUSHING/RECEIVING

Rush Attempts 32 at Houston Texans, Dec 05, 2021
...1 more at 32.

Rushing Yards 253 vs. Jacksonville Jaguars, Jan 03, 2021
185 at Buffalo Bills, Nov 21, 2021
172 vs. New York Jets, Nov 04, 2021

Rushing Average 10.4 vs. Houston Texans, Oct 17, 2021
9.1 vs. New York Jets, Nov 04, 2021
8.4 vs. Jacksonville Jaguars, Jan 03, 2021

Longest Runs 83 vs. Houston Texans, Oct 17, 2021
78t vs. New York Jets, Nov 04, 2021
67t vs. New England Patriots, Dec 18, 2021

Rushing TDs 4 at Buffalo Bills, Nov 21, 2021
2 at Houston Texans, Dec 05, 2021
...5 more at 2.

Receptions 7 at Tennessee Titans, Oct 23, 2022
6 vs. Jacksonville Jaguars, Nov 14, 2021
...2 more at 6.

Receiving Yards 116 at Baltimore Ravens, Oct 11, 2021
67 at Jacksonville Jaguars, Sep 13, 2020
60 vs. Seattle Seahawks, Sep 12, 2021

Receiving Average 38.7 at Baltimore Ravens, Oct 11, 2021
17.3 vs. Tennessee Titans, Oct 31, 2021
15.0 vs. Cleveland Browns, Oct 22, 2023

Longest Receptions 76t at Baltimore Ravens, Oct 11, 2021
40 at Jacksonville Jaguars, Oct 15, 2023
39t at Houston Texans, Dec 06, 2020

Receiving TDs 1 at Buffalo Bills, Nov 21, 2021
...2 more at 1.

All-Purpose Yards 254 vs. Jacksonville Jaguars, Jan 03, 2021
204 at Buffalo Bills, Nov 21, 2021
200 vs. New York Jets, Nov 04, 2021

Most TDs 5 at Buffalo Bills, Nov 21, 2021
2 at Houston Texans, Dec 05, 2021
...6 more at 2.

Miscellaneous Tackles 1 at Pittsburgh Steelers, Dec 27, 2020

28

JONATHAN TAYLOR

RUNNING BACK



SINGLE-GAME HIGHS - POSTSEASON: RUSHING/RECEIVING

Rush Attempts 21 at Buffalo Bills, Jan 09, 2021
Rushing Yards 78 at Buffalo Bills, Jan 09, 2021
Rushing Average 3.7 at Buffalo Bills, Jan 09, 2021
Longest Runs 20 at Buffalo Bills, Jan 09, 2021
12 at Buffalo Bills, Jan 09, 2021
10 at Buffalo Bills, Jan 09, 2021
Rushing TDs 1 at Buffalo Bills, Jan 09, 2021

Receptions 2 at Buffalo Bills, Jan 09, 2021
Receiving Yards 6 at Buffalo Bills, Jan 09, 2021
Longest Receptions 6 at Buffalo Bills, Jan 09, 2021
All-Purpose Yards 84 at Buffalo Bills, Jan 09, 2021
Most TDs 1 at Buffalo Bills, Jan 09, 2021

100-YARD RECEIVING GAMES (1): REGULAR SEASON

| DATE | TEAM | NO. | YDS. | AVG. | LG | TD |
|----------|-----------|-----|------|------|-----|----|
| 10/11/21 | at Ravens | 3 | 116 | 38.7 | 76t | 1 |

100-YARD RUSHING GAMES (15): REGULAR SEASON

| DATE | TEAM | ATT. | YDS. | AVG. | LG | TD |
|----------|--------------|------|------|------|-----|----|
| 09/20/20 | VIKINGS | 26 | 101 | 3.9 | 13 | 1 |
| 12/13/20 | at Raiders | 20 | 150 | 7.5 | 62t | 2 |
| 01/03/21 | JAGUARS | 30 | 253 | 8.4 | 56 | 2 |
| 10/03/21 | at Dolphins | 16 | 103 | 6.4 | 38 | 1 |
| 10/17/21 | TEXANS | 14 | 145 | 10.4 | 83 | 2 |
| 10/24/21 | at 49ers | 18 | 107 | 5.9 | 33 | 1 |
| 11/04/21 | JETS | 19 | 172 | 9.1 | 78t | 2 |
| 11/14/21 | JAGUARS | 21 | 116 | 5.5 | 34 | 1 |
| 11/21/21 | at Bills | 32 | 185 | 5.8 | 40 | 4 |
| 12/05/21 | at Texans | 32 | 143 | 4.5 | 16 | 2 |
| 12/18/21 | PATRIOTS | 29 | 170 | 5.9 | 67t | 1 |
| 12/25/21 | at Cardinals | 27 | 108 | 4.0 | 43 | 0 |
| 01/02/22 | RAIDERS | 20 | 108 | 5.4 | 24 | 1 |
| 09/11/22 | at Texans | 31 | 161 | 5.2 | 17 | 1 |
| 11/13/22 | at Raiders | 22 | 147 | 6.7 | 66t | 1 |

2020 GAME-BY-GAME REGULAR-SEASON STATISTICS (COLTS)

| DATE | OPPONENT | P/S | RUSHING | | | | | RECEIVING | | | | | W/L | SCORE |
|-------------|-------------|-----|---------|------|-------|-----|-----|-----------|------|------|-----|-----|-----|--------|
| | | | NO. | YDS. | AVG. | LG | TD | NO. | YDS. | AVG. | LG | TD | | |
| 09/13 | at Jaguars | P | 9 | 22 | 2.4 | 9 | 0 | 6 | 67 | 11.2 | 35 | 0 | L | 20-27 |
| 09/20 | Vikings | S | 26 | 101 | 3.9 | 13 | 1 | 2 | 9 | 4.5 | 5 | 0 | W | 28-11 |
| 09/27 | Jets | S | 13 | 59 | 4.5 | 16 | 1 | 1 | 3 | 3.0 | 3 | 0 | W | 36-7 |
| 10/04 | at Bears | S | 17 | 68 | 4.0 | 16 | 0 | 1 | 11 | 11.0 | 11 | 0 | W | 19-11 |
| 10/11 | at Browns | S | 12 | 57 | 4.8 | 10 | 1 | 2 | 17 | 8.5 | 13 | 0 | L | 23-32 |
| 10/18 | Bengals | S | 12 | 60 | 5.0 | 21 | 0 | 4 | 55 | 13.8 | 22 | 0 | W | 31-27 |
| 11/01 | at Lions | S | 11 | 22 | 2.0 | 6 | 0 | 2 | 9 | 4.5 | 5 | 0 | W | 41-21 |
| 11/08 | Ravens | S | 6 | 27 | 4.5 | 11 | 1 | 2 | 7 | 3.5 | 5 | 0 | L | 10-24 |
| 11/12 | at Titans | S | 7 | 12 | 1.7 | 4 | 0 | 2 | 25 | 12.5 | 14 | 0 | W | 34-17 |
| 11/22 | Packers | P | 22 | 90 | 4.1 | 18 | 0 | 4 | 24 | 6.0 | 9 | 0 | W | 34-31+ |
| 11/29 | Titans | | | | | | | | | | | | L | 26-45 |
| 12/06 | at Texans | S | 13 | 91 | 7.0 | 24 | 0 | 3 | 44 | 14.7 | 39t | 1 | W | 26-20 |
| 12/13 | at Raiders | S | 20 | 150 | 7.5 | 62t | 2 | 2 | 15 | 7.5 | 20 | 0 | W | 44-27 |
| 12/20 | Texans | S | 16 | 83 | 5.2 | 14 | 1 | 4 | 12 | 3.0 | 7 | 0 | W | 27-20 |
| 12/27 | at Steelers | S | 18 | 74 | 4.1 | 18 | 2 | 0 | 0 | 0.0 | 0 | 0 | L | 24-28 |
| 01/03 | Jaguars | S | 30 | 253 | 8.4 | 56 | 2 | 1 | 1 | 1.0 | 1 | 0 | W | 28-14 |
| 2020 TOTALS | | | 15-13 | 232 | 1,169 | 5.0 | 62T | 11 | 36 | 299 | 8.3 | 39T | 1 | 11-5 |

+ - Overtime

28 JONATHAN TAYLOR

RUNNING BACK



2021 GAME-BY-GAME REGULAR-SEASON STATISTICS (COLTS)

| DATE | OPPONENT | P/S | RUSHING | | | | | RECEIVING | | | | | W/L | SCORE |
|--------------------|--------------|-----|--------------|------------|--------------|------------|-----------|-----------|-----------|------------|------------|------------|----------|------------|
| | | | NO. | YDS. | AVG. | LG | TD | NO. | YDS. | AVG. | LG | TD | | |
| 09/12 | Seahawks | S | 17 | 56 | 3.3 | 12 | 0 | 6 | 60 | 10.0 | 15 | 0 | L | 16-28 |
| 09/19 | Rams | S | 15 | 51 | 3.4 | 13 | 0 | 1 | 2 | 2.0 | 2 | 0 | L | 24-27 |
| 09/26 | at Titans | S | 10 | 64 | 6.4 | 23 | 0 | 1 | 8 | 8.0 | 8 | 0 | L | 16-25 |
| 10/03 | at Dolphins | S | 16 | 103 | 6.4 | 38 | 1 | 3 | 11 | 3.7 | 7 | 0 | W | 27-17 |
| 10/11 | at Ravens | S | 15 | 53 | 3.5 | 19 | 1 | 3 | 116 | 38.7 | 76t | 1 | L | 25-31+ |
| 10/17 | Texans | S | 14 | 145 | 10.4 | 83 | 2 | 1 | 13 | 13.0 | 13 | 0 | W | 31-3 |
| 10/24 | at 49ers | S | 18 | 107 | 5.9 | 33 | 1 | 3 | 3 | 1.0 | 5 | 0 | W | 30-18 |
| 10/31 | Titans | S | 16 | 70 | 4.4 | 12 | 1 | 3 | 52 | 17.3 | 37 | 0 | L | 31-34+ |
| 11/04 | Jets | S | 19 | 172 | 9.1 | 78t | 2 | 2 | 28 | 14.0 | 20 | 0 | W | 45-30 |
| 11/14 | Jaguars | S | 21 | 116 | 5.5 | 34 | 1 | 6 | 10 | 1.7 | 6 | 0 | W | 23-17 |
| 11/21 | at Bills | S | 32 | 185 | 5.8 | 40 | 4 | 3 | 19 | 6.3 | 23t | 1 | W | 41-15 |
| 11/28 | Buccaneers | S | 16 | 83 | 5.2 | 15 | 1 | 4 | 14 | 3.5 | 8 | 0 | L | 31-38 |
| 12/05 | at Texans | S | 32 | 143 | 4.5 | 16 | 2 | 0 | 0 | 0.0 | 0 | 0 | W | 31-0 |
| 12/18 | Patriots | S | 29 | 170 | 5.9 | 67t | 1 | 0 | 0 | 0.0 | 0 | 0 | W | 27-17 |
| 12/25 | at Cardinals | S | 27 | 108 | 4.0 | 43 | 0 | 0 | 0 | 0.0 | 0 | 0 | W | 22-16 |
| 01/02 | Raiders | S | 20 | 108 | 5.4 | 24 | 1 | 1 | 6 | 6.0 | 6 | 0 | L | 20-23 |
| 01/09 | at Jaguars | S | 15 | 77 | 5.1 | 23 | 0 | 3 | 18 | 6.0 | 11 | 0 | L | 11-26 |
| 2021 TOTALS | | | 17-17 | 332 | 1,811 | 5.5 | 83 | 18 | 40 | 360 | 9.0 | 76T | 2 | 9-8 |

+ - Overtime

2022 GAME-BY-GAME REGULAR-SEASON STATISTICS (COLTS)

| DATE | OPPONENT | P/S | RUSHING | | | | | RECEIVING | | | | | W/L/T | SCORE |
|--------------------|-------------|-----|--------------|------------|------------|------------|------------|-----------|-----------|------------|------------|-----------|----------|---------------|
| | | | NO. | YDS. | AVG. | LG | TD | NO. | YDS. | AVG. | LG | TD | | |
| 09/11 | at Texans | S | 31 | 161 | 5.2 | 17 | 1 | 4 | 14 | 3.5 | 5 | 0 | T | 20-20 |
| 09/18 | at Jaguars | S | 9 | 54 | 6.0 | 21 | 0 | 1 | 9 | 9.0 | 9 | 0 | L | 0-24 |
| 09/25 | Chiefs | S | 21 | 71 | 3.4 | 13 | 0 | 3 | 20 | 6.7 | 9 | 0 | W | 20-17 |
| 10/02 | Titans | S | 20 | 42 | 2.1 | 11 | 0 | 1 | 1 | 1.0 | 1 | 0 | L | 17-24 |
| 10/06 | at Broncos | | | | | | | | | | | | W | 12-9+ |
| 10/16 | Jaguars | | | | | | | | | | | | W | 34-27 |
| 10/23 | at Titans | S | 10 | 58 | 5.8 | 14 | 0 | 7 | 27 | 3.9 | 9 | 0 | L | 10-19 |
| 10/30 | Commanders | S | 16 | 76 | 4.8 | 27 | 0 | 0 | 0 | 0.0 | 0 | 0 | L | 16-17 |
| 11/06 | at Patriots | | | | | | | | | | | | L | 3-26 |
| 11/13 | at Raiders | S | 22 | 147 | 6.7 | 66t | 1 | 2 | 16 | 8.0 | 12 | 0 | W | 25-20 |
| 11/20 | Eagles | S | 22 | 84 | 3.8 | 28 | 1 | 3 | 10 | 3.3 | 9 | 0 | L | 16-17 |
| 11/28 | Steelers | S | 20 | 86 | 4.3 | 13 | 1 | 3 | 12 | 4.0 | 9 | 0 | L | 17-24 |
| 12/04 | at Cowboys | S | 21 | 82 | 3.9 | 19 | 0 | 3 | 21 | 7.0 | 19 | 0 | L | 19-54 |
| 12/17 | at Vikings | S | 0 | 0 | 0.0 | 0 | 0 | 1 | 13 | 13.0 | 13 | 0 | L | 36-39+ |
| 12/26 | Chargers | | | | | | | | | | | | L | 3-20 |
| 01/01 | at Giants | | | | | | | | | | | | L | 10-38 |
| 01/08 | Texans | | | | | | | | | | | | L | 31-32 |
| 2022 TOTALS | | | 11-11 | 192 | 861 | 4.5 | 66T | 4 | 28 | 143 | 5.1 | 19 | 0 | 4-12-1 |

+ - Overtime

2023 GAME-BY-GAME REGULAR-SEASON STATISTICS (COLTS)

| DATE | OPPONENT | P/S | RUSHING | | | | | RECEIVING | | | | | W/L | SCORE |
|--------------------|------------|-----|------------|-----------|------------|------------|-----------|-----------|----------|------------|-------------|-----------|----------|------------|
| | | | NO. | YDS. | AVG. | LG | TD | NO. | YDS. | AVG. | LG | TD | | |
| 09/10 | Jaguars | | | | | | | | | | | | L | 21-31 |
| 09/17 | at Texans | | | | | | | | | | | | W | 31-20 |
| 09/24 | at Ravens | | | | | | | | | | | | W | 22-19+ |
| 10/01 | Rams | | | | | | | | | | | | L | 23-29+ |
| 10/08 | Titans | P | 6 | 18 | 3.0 | 5 | 0 | 1 | 16 | 16.0 | 16 | 0 | W | 23-16 |
| 10/15 | at Jaguars | P | 8 | 19 | 2.4 | 5 | 0 | 5 | 46 | 9.2 | 40 | 0 | L | 20-37 |
| 10/22 | Browns | S | 18 | 75 | 4.2 | 24 | 1 | 3 | 45 | 15.0 | 20 | 0 | L | 38-39 |
| 2023 TOTALS | | | 3-1 | 32 | 112 | 3.5 | 24 | 1 | 9 | 107 | 11.9 | 40 | 0 | 3-4 |

+ - Overtime

28 JONATHAN TAYLOR

RUNNING BACK



2020 GAME-BY-GAME POSTSEASON STATISTICS (COLTS)

| DATE | OPPONENT | P/S | RUSHING | | | | | RECEIVING | | | | | W/L | SCORE |
|-------------|----------|-----|---------|------|------|----|----|-----------|------|------|----|----|-----|-------|
| | | | NO. | YDS. | AVG. | LG | TD | NO. | YDS. | AVG. | LG | TD | | |
| 01/09 | at Bills | S | 21 | 78 | 3.7 | 20 | 1 | 2 | 6 | 3.0 | 6 | 0 | L | 24-27 |
| 2020 TOTALS | | 1-1 | 21 | 78 | 3.7 | 20 | 1 | 2 | 6 | 3.0 | 6 | 0 | 0-1 | |

25 RODNEY THOMAS II

SAFETY



RODNEY THOMAS II: SELECTED BY THE COLTS IN THE SEVENTH ROUND (239TH OVERALL) OF THE 2022 NFL DRAFT.



6-1 • 196 LBS

NFL EXP: 2

(2ND YEAR WITH THE COLTS)

BORN: 6/26/98



**COLLEGE:
YALE**

4TH-AND-SHORT

- Appeared in all 17 games (nine starts) in his rookie season and recorded 50 tackles (33 solo), six passes defended, a team-high four interceptions and two special teams tackles.
- First Yale player selected in the NFL Draft since 2018.
- In 2021, he was named First Team All-Ivy League and All-New England team.
- Also competed in basketball and track and was captain of the track team in high school.

A LATE BLOOMER

Thomas II was one of the smaller players on the football team, let alone the school as a freshman in high school. He was 5-3 and 130 pounds as a freshman before gaining nearly 35 pounds and eight inches of height during his high school career. Thomas II started gaining attention of colleges as a senior, and decided on Yale because they had a good football program, but he also wanted a school that had a great academic program. Even though he was playing Division I football, he wasn't done growing. Thomas II sprouted up to 6-2, 200 pounds, as a senior at Yale and played multiple positions, including defensive back and linebacker. He compares his growth spurt to NBA player Anthony Davis, who gained nearly 10 inches of height during his high school career before starring at Kentucky.



NFL HIGHLIGHTS

- In two seasons with the Colts (2022-23), he has played in 24 games (17 starts) and has totaled 69 tackles (48 solo), nine passes defended and five interceptions. He also has two special teams tackles.
- In 2023, he has started all seven games and has tallied 19 tackles (15 solo), three passes defended and one interception. In Week 7 vs. CLE, he totaled two tackles (one solo), two passes defended and one interception.
- He appeared in all 17 games (10 starts) in 2022 and recorded 50 tackles (33 solo), six passes defended, a team-high four interceptions and two special teams tackles. Made his first career start in Week 4 vs. Tennessee. In Week 5 at Denver, he recorded five tackles (two solo), two passes defended and his first career interception. He became the first Colts rookie to tally an interception since Julian Blackmon in Week 6 of 2020 vs. Cincinnati. In Week 16 vs. Los Angeles, he tallied six tackles (five solo), two passes defended and one interception. He became the first Colts rookie to tally two consecutive games with an interception since Malik Hooker (2017). In Week 18 vs. Houston, he compiled two solo tackles, one pass defended and one interception. He finished with the most interceptions by a Colts rookie since Jason David in 2004 (four).

COLLEGE HIGHLIGHTS

- Appeared in 33 games at linebacker and defensive back in four seasons at Yale (2017-21) and compiled 134 tackles (95 solo), 8.0 tackles for loss, 1.0 sack, 21 passes defended and six interceptions.
- In 2021, he earned First Team All-Ivy League honors after he started 10 games (nine at defensive back and one at linebacker) and recorded 50 tackles (35 solo), 1.0 tackle for loss, 11 passes defended and two interceptions. Also garnered All-New England team honors and finished third in the Ivy League in passes defended and second on the team in total tackles.
- The 2020 season was cancelled due to COVID-19.
- In 2019, he garnered All-Ivy League honorable mention recognition after he started nine games at linebacker and tallied 39 tackles (26 solo), 7.0 tackles for loss, 1.0 sack, five passes defended, two interceptions and one forced fumble.
- Appeared in nine games at defensive back in 2018 and recorded 44 tackles (34 solo), five passes defended, two interceptions and one fumble recovery (returned for a touchdown).
- In 2017, he saw action in five games in a backup role at defensive back and registered one tackle.

PERSONAL

- Attended Central Catholic High School in Pittsburgh.
- Named First-Team All-Conference as a defensive back.
- Selected to Western Pennsylvania Football Gold All-Academic Team in 2017.
- Was a member of the 2016 district champion and state runner-up team as well as the 2015 state championship team.
- Also competed in basketball and track and was captain of the track team.
- A native of Pittsburgh.



RODNEY THOMAS II'S - NFL REGULAR SEASON STATISTICS

| | | TACKLES | | | | | | | | | | INTERCEPTIONS | | | | | FUMBLES | | | | | ST | | | | | MISC | |
|--------|-------|---------|----|----|----|----|-----|-----|-----|-----|-----|---------------|-----|----|----|----|---------|----|----|-----|----|----|---|----|----|---|------|---|
| DATE | TEAM | GP | GS | TK | S | A | TFL | YDS | SK | YDS | QBH | NO | YDS | LG | TD | PD | FF | FR | TD | YDS | TK | S | A | FF | FR | S | A | |
| 2022 | Colts | 17 | 10 | 50 | 33 | 17 | 0 | 0 | 0.0 | 0.0 | 0 | 4 | 51 | 35 | 0 | 6 | 0 | 0 | 0 | 0 | 2 | 1 | 1 | 0 | 0 | 0 | 0 | 0 |
| 2023 | Colts | 7 | 7 | 19 | 15 | 4 | 0 | 0 | 0.0 | 0.0 | 0 | 1 | 0 | 0 | 0 | 3 | 0 | 0 | 0 | 0 | 0 | 0 | 0 | 0 | 0 | 0 | 0 | 0 |
| TOTALS | | 24 | 17 | 69 | 48 | 21 | 0 | 0 | 0.0 | 0.0 | 0 | 5 | 51 | 35 | 0 | 9 | 0 | 0 | 0 | 0 | 2 | 1 | 1 | 0 | 0 | 0 | 0 | 0 |

SINGLE-GAME HIGHS: DEFENSIVE

| | | | |
|-----------------|--|---------------------------|---|
| Total Tackles | 7 at New York Giants, Jan 01, 2023 ...1 more at 7. | Interceptions | 1 vs. Houston Texans, Jan 08, 20233 more at 1. |
| Solo Tackles | 6 at New York Giants, Jan 01, 2023 5 vs. Los Angeles Chargers, Dec 26, 2022 4 at Baltimore Ravens, Sep 24, 2023 ...3 more at 4. | Interception Return Yards | 35 at Denver Broncos, Oct 06, 2022 11 vs. Houston Texans, Jan 08, 2023 5 vs. Los Angeles Chargers, Dec 26, 2022 |
| Passes Defensed | 2 vs. Cleveland Browns, Oct 22, 2023 ...2 more at 2. | Special Teams Tackles | 1 vs. Tennessee Titans, Oct 02, 2022 |

2022 GAME-BY-GAME REGULAR-SEASON STATISTICS (COLTS)

| DATE | OPPONENT | P/S | TACKLES | | | | | | | INTERCEPTIONS | | | | | FUMBLES | | | ST | | | | MISC | | | SCORE | | | |
|-------------|-------------|-----|---------|----|----|-----|-----|-----|-----|---------------|----|-----|----|----|---------|----|----|----|-----|----|---|------|----|----|-------|---|--------|--------|
| | | | TK | S | A | SK | YDS | TFL | YDS | QBH | NO | YDS | LG | TD | PD | FF | FR | TD | YDS | TK | S | A | FF | FR | | S | A | W/L |
| 09/11 | at Texans | P | 0 | 0 | 0 | 0.0 | 0.0 | 0 | 0 | 0 | 0 | 0 | 0 | 0 | 0 | 0 | 0 | 0 | 0 | 0 | 0 | 0 | 0 | 0 | 0 | T | 20-20 | |
| 09/18 | at Jaguars | P | 0 | 0 | 0 | 0.0 | 0.0 | 0 | 0 | 0 | 0 | 0 | 0 | 0 | 0 | 0 | 0 | 0 | 0 | 0 | 0 | 0 | 0 | 0 | 0 | L | 0-24 | |
| 09/25 | Chiefs | P | 2 | 2 | 0 | 0.0 | 0.0 | 0 | 0 | 0 | 0 | 0 | 0 | 0 | 0 | 0 | 0 | 0 | 0 | 0 | 0 | 0 | 0 | 0 | 0 | W | 20-17 | |
| 10/02 | Titans | S | 2 | 2 | 0 | 0.0 | 0.0 | 0 | 0 | 0 | 0 | 0 | 0 | 0 | 0 | 0 | 0 | 0 | 1 | 1 | 0 | 0 | 0 | 0 | 0 | L | 17-24 | |
| 10/06 | at Broncos | S | 5 | 2 | 3 | 0.0 | 0.0 | 0 | 0 | 0 | 1 | 35 | 35 | 0 | 2 | 0 | 0 | 0 | 0 | 0 | 0 | 0 | 0 | 0 | 0 | 0 | W | 12-9+ |
| 10/16 | Jaguars | S | 7 | 4 | 3 | 0.0 | 0.0 | 0 | 0 | 0 | 0 | 0 | 0 | 0 | 0 | 0 | 0 | 0 | 0 | 0 | 0 | 0 | 0 | 0 | 0 | W | 34-27 | |
| 10/23 | at Titans | S | 1 | 1 | 0 | 0.0 | 0.0 | 0 | 0 | 0 | 0 | 0 | 0 | 0 | 0 | 0 | 0 | 0 | 0 | 0 | 0 | 0 | 0 | 0 | 0 | L | 10-19 | |
| 10/30 | Commanders | S | 2 | 1 | 1 | 0.0 | 0.0 | 0 | 0 | 0 | 0 | 0 | 0 | 0 | 0 | 0 | 0 | 0 | 0 | 0 | 0 | 0 | 0 | 0 | 0 | L | 16-17 | |
| 11/06 | at Patriots | S | 4 | 4 | 0 | 0.0 | 0.0 | 0 | 0 | 0 | 0 | 0 | 0 | 0 | 0 | 0 | 0 | 0 | 0 | 0 | 0 | 0 | 0 | 0 | 0 | L | 3-26 | |
| 11/13 | at Raiders | P | 2 | 0 | 2 | 0.0 | 0.0 | 0 | 0 | 0 | 0 | 0 | 0 | 0 | 0 | 0 | 0 | 0 | 1 | 0 | 1 | 0 | 0 | 0 | 0 | W | 25-20 | |
| 11/20 | Eagles | P | 1 | 1 | 0 | 0.0 | 0.0 | 0 | 0 | 0 | 0 | 0 | 0 | 0 | 0 | 0 | 0 | 0 | 0 | 0 | 0 | 0 | 0 | 0 | 0 | L | 16-17 | |
| 11/28 | Steelers | P | 2 | 1 | 1 | 0.0 | 0.0 | 0 | 0 | 0 | 0 | 0 | 0 | 0 | 0 | 0 | 0 | 0 | 0 | 0 | 0 | 0 | 0 | 0 | 0 | L | 17-24 | |
| 12/04 | at Cowboys | S | 3 | 1 | 2 | 0.0 | 0.0 | 0 | 0 | 0 | 0 | 0 | 0 | 0 | 0 | 0 | 0 | 0 | 0 | 0 | 0 | 0 | 0 | 0 | 0 | L | 19-54 | |
| 12/17 | at Vikings | P | 4 | 1 | 3 | 0.0 | 0.0 | 0 | 0 | 0 | 1 | 0 | 0 | 0 | 1 | 0 | 0 | 0 | 0 | 0 | 0 | 0 | 0 | 0 | 0 | L | 36-39+ | |
| 12/26 | Chargers | S | 6 | 5 | 1 | 0.0 | 0.0 | 0 | 0 | 0 | 1 | 5 | 5 | 0 | 2 | 0 | 0 | 0 | 0 | 0 | 0 | 0 | 0 | 0 | 0 | L | 3-20 | |
| 01/01 | at Giants | S | 7 | 6 | 1 | 0.0 | 0.0 | 0 | 0 | 0 | 0 | 0 | 0 | 0 | 0 | 0 | 0 | 0 | 0 | 0 | 0 | 0 | 0 | 0 | 0 | L | 10-38 | |
| 01/08 | Texans | S | 2 | 2 | 0 | 0.0 | 0.0 | 0 | 0 | 0 | 1 | 11 | 11 | 0 | 1 | 0 | 0 | 0 | 0 | 0 | 0 | 0 | 0 | 0 | 0 | L | 31-32 | |
| 2022 TOTALS | | | 17-10 | 50 | 33 | 17 | 0.0 | 0.0 | 0 | 0 | 0 | 4 | 51 | 35 | 0 | 6 | 0 | 0 | 0 | 0 | 2 | 1 | 1 | 0 | 0 | 0 | 0 | 4-12-1 |

+ - Overtime

2023 GAME-BY-GAME REGULAR-SEASON STATISTICS (COLTS)

| DATE | OPPONENT | P/S | TACKLES | | | | | | | INTERCEPTIONS | | | | | FUMBLES | | | | ST | | | | MISC | | | W/L | SCORE |
|-------------|------------|-----|---------|----|-----|-----|-----|-----|-----|---------------|----|-----|----|----|---------|----|----|----|-----|----|---|---|------|----|---|-----|--------|
| | | | TK | S | A | SK | YDS | TFL | YDS | QBH | NO | YDS | LG | TD | PD | FF | FR | TD | YDS | TK | S | A | FF | FR | S | A | |
| 09/10 | Jaguars | S | 3 | 3 | 0.0 | 0.0 | 0 | 0 | 0 | 0 | 0 | 0 | 0 | 0 | 0 | 0 | 0 | 0 | 0 | 0 | 0 | 0 | 0 | 0 | 0 | L | 21-31 |
| 09/17 | at Texans | S | 4 | 4 | 0.0 | 0.0 | 0 | 0 | 0 | 0 | 0 | 0 | 0 | 0 | 0 | 0 | 0 | 0 | 0 | 0 | 0 | 0 | 0 | 0 | 0 | W | 31-20 |
| 09/24 | at Ravens | S | 5 | 4 | 1.0 | 0.0 | 0 | 0 | 0 | 0 | 0 | 0 | 0 | 0 | 0 | 0 | 0 | 0 | 0 | 0 | 0 | 0 | 0 | 0 | 0 | W | 22-19+ |
| 10/01 | Rams | S | 3 | 2 | 1.0 | 0.0 | 0 | 0 | 0 | 0 | 0 | 0 | 0 | 0 | 1 | 0 | 0 | 0 | 0 | 0 | 0 | 0 | 0 | 0 | 0 | L | 23-29+ |
| 10/08 | Titans | S | 2 | 1 | 1.0 | 0.0 | 0 | 0 | 0 | 0 | 0 | 0 | 0 | 0 | 0 | 0 | 0 | 0 | 0 | 0 | 0 | 0 | 0 | 0 | 0 | W | 23-16 |
| 10/15 | at Jaguars | S | 0 | 0 | 0.0 | 0.0 | 0 | 0 | 0 | 0 | 0 | 0 | 0 | 0 | 0 | 0 | 0 | 0 | 0 | 0 | 0 | 0 | 0 | 0 | 0 | L | 20-37 |
| 10/22 | Browns | S | 2 | 1 | 1.0 | 0.0 | 0 | 0 | 0 | 0 | 1 | 0 | 0 | 0 | 2 | 0 | 0 | 0 | 0 | 0 | 0 | 0 | 0 | 0 | 0 | L | 38-39 |
| 2023 TOTALS | | 7-7 | 19 | 15 | 4 | 0.0 | 0.0 | 0 | 0 | 0 | 1 | 0 | 0 | 0 | 3 | 0 | 0 | 0 | 0 | 0 | 0 | 0 | 0 | 0 | 0 | 0 | 3-4 |

+ - Overtime

9

JUWANN WINFREE

WIDE RECEIVER

(jwb-WAHN)



JUWANN WINFREE: SIGNED BY
THE COLTS AS A FREE AGENT ON MAY 9,
2023.

6-1 • 210^{LBS}
NFL EXP: 3
(1ST YEAR WITH THE COLTS)
BORN: 9/4/96



COLLEGE:
COLORADO

4TH-AND-SHORT

- In his first four seasons, he played in 15 games in his time with the Packers (2020-22) and Broncos (2019) and has compiled nine receptions for 75 yards.
- His dad, Carl, played basketball professionally in Israel after competing at Sacred Heart University.

NFL HIGHLIGHTS

- Has competed in 19 career games in his time with the Colts (2023), Green Bay Packers (2020-22) and Denver Broncos (2019) and has compiled nine receptions for 75 yards. He has also appeared in one postseason contest.
- Has appeared in four games in 2023, but did not record any stats.
- In 2022, he appeared in three games with Green Bay and recorded one reception for 17 yards. Spent the majority of the season on the practice squad.
- Competed in seven games in 2021 and tallied eight receptions for 58 yards. He saw action in one postseason contest.
- Appeared in two games during the 2021 season, but did not register any statistics. Spent the majority of the season on the practice squad.
- He saw action in three games in 2019, but did not record any statistics.



X @onlyone_JW



@kingfree9



COLLEGE HIGHLIGHTS

- Appeared in 38 total games (seven starts) at Colorado (2016-18), Coffeyville Community College (2015) and Maryland (2014) and totaled 115 receptions for 1,643 yards and 13 touchdowns.
- As a senior, he saw action in eight games (six starts) and tallied 28 receptions for 324 yards and two touchdowns.
- In 2017, he competed in all 12 games (one start) and accumulated 21 receptions for 325 yards and two touchdowns. Against No. 15 USC, he recorded five receptions for 163 yards and two touchdowns. He recorded a 79-yard touchdown reception, which was the team's longest offensive play of the season.
- Redshirted the 2016 season at Colorado.
- In 2015 at Coffeyville Community College, he earned honorable mention All-Kansas Jayhawk Community College Conference accolades after he compiled 55 receptions for 837 yards and seven touchdowns.
- As a true freshman at Maryland, he appeared in eight games and tallied 11 receptions for 158 yards and two touchdowns. In a win at No. 14 Michigan State, he recorded a season-high four receptions for 80 yards and one touchdown.

PERSONAL

- Attended Dwight Morrow High School in Englewood, N.J.
- As a senior, he earned first team all-county honors after he recorded 33 receptions for 733 yards and eight touchdowns. Also added 42 tackles and two interceptions on defense.
- Also competed in track and basketball.
- His dad, Carl, played basketball professionally in Israel after competing at Sacred Heart University.
- First name is pronounced juh-WANN.
- A native of Englewood, N.J.

ADDITIONAL TRANSACTIONS

- Signed to the Colts active roster from the practice squad on October 17, 2023.
- Released from the Indianapolis practice squad on October 10, 2023.
- Signed to the Colts practice squad on September 25, 2023.
- Signed to the Indianapolis active roster from the practice squad on September 23, 2023.
- Signed to the Colts practice squad on September 18, 2023.
- Signed to the Indianapolis active roster from the practice squad on September 16, 2023.
- Signed to the Colts practice squad on September 11, 2023.
- Signed to the Indianapolis active roster from the practice squad on September 9, 2023.
- Signed to the Colts practice squad on August 30, 2023.
- Waived by Indianapolis on August 29, 2023.
- Released from the Green Bay Packers practice squad on January 16, 2023.

ADDITIONAL TRANSACTIONS CONT...

- Signed to the Packers practice squad on October 17, 2022.
- Signed to the Green Bay active roster from the practice squad on October 15, 2022.
- Signed to the Packers practice squad on September 26, 2022.
- Signed to the Green Bay active roster from the practice squad on September 24, 2022.
- Signed to the Packers practice squad on September 12, 2022.
- Signed to the Green Bay active roster from the practice squad on September 10, 2022.
- Signed to the Packers practice squad on September 1, 2022.
- Waived by Green Bay on August 30, 2022.
- Signed to the Packers active roster from the practice squad on December 14, 2021.
- Signed to the Green Bay practice squad on November 22, 2021.
- Signed to the Packers active roster from the practice squad on November 20, 2021.
- Signed to the Green Bay practice squad on October 29, 2021.
- Signed to the Packers active roster from the practice squad on October 28, 2021.
- Signed to the Green Bay practice squad on October 18, 2021.
- Signed to the Packers active roster from the practice squad on October 16, 2021.
- Signed to the Green Bay practice squad on September 1, 2021.
- Waived by the Packers on August 31, 2021.
- Signed by Green Bay to a reserve/future contract on January 26, 2021.
- Signed to the Packers practice squad on December 14, 2020.
- Signed to the Green Bay active roster from the practice squad on December 12, 2020.
- Signed to the Packers practice squad on November 16, 2020.
- Signed to the Green Bay active roster from the practice squad on November 14, 2020.
- Signed to the Packers practice squad on October 1, 2020.
- Waived by the Denver Broncos on September 5, 2020.
- Selected by the Broncos in the sixth round (187th overall) of the 2019 NFL Draft.



JUWANN WINFREE'S - NFL REGULAR SEASON STATISTICS

| DATE | TEAM | GP | GS | RECEIVING | | | | | NO. | RUSHING | | | LG | TD |
|--------|---------|----|----|-----------|------|------|----|----|-----|---------|------|----|----|----|
| | | | | NO. | YDS. | AVG. | LG | TD | | YDS. | AVG. | LG | | |
| 2019 | Broncos | 3 | 0 | 0 | 0 | 0.0 | 0 | 0 | 0 | 0 | 0.0 | 0 | 0 | 0 |
| 2020 | Packers | 2 | 0 | 0 | 0 | 0.0 | 0 | 0 | 0 | 0 | 0.0 | 0 | 0 | 0 |
| 2021 | Packers | 7 | 0 | 8 | 58 | 7.3 | 12 | 0 | 0 | 0 | 0.0 | 0 | 0 | 0 |
| 2022 | Packers | 3 | 0 | 1 | 17 | 17.0 | 17 | 0 | 0 | 0 | 0.0 | 0 | 0 | 0 |
| 2023 | Colts | 4 | 0 | 0 | 0 | 0.0 | 0 | 0 | 0 | 0 | 0.0 | 0 | 0 | 0 |
| TOTALS | | 19 | 0 | 9 | 75 | 8.3 | 17 | 0 | 0 | 0 | 0.0 | 0 | 0 | 0 |

JUWANN WINFREE'S - NFL POSTSEASON STATISTICS

| | | RECEIVING | | | | | | | | RUSHING | | | | |
|--------|---------|-----------|----|-----|------|------|----|----|-----|---------|------|----|----|--|
| DATE | TEAM | GP | GS | NO. | YDS. | AVG. | LG | TD | NO. | YDS. | AVG. | LG | TD | |
| 2020 | Packers | 0 | 0 | 0 | 0 | 0.0 | 0 | 0 | 0 | 0 | 0.0 | 0 | 0 | |
| 2021 | Packers | 1 | 0 | 0 | 0 | 0.0 | 0 | 0 | 0 | 0 | 0.0 | 0 | 0 | |
| TOTALS | | 1 | 0 | 0 | 0 | 0.0 | 0 | 0 | 0 | 0 | 0.0 | 0 | 0 | |

JUWANN WINFREE'S - NFL REGULAR SEASON STATISTICS

| | | KICKOFF RETURNS | | | | | PUNT RETURNS | | | | | | |
|--------|---------|-----------------|------|------|----|----|--------------|----|------|------|----|----|--|
| DATE | TEAM | RET. | YDS. | AVG. | LG | TD | NO. | FC | YDS. | AVG. | LG | TD | |
| 2019 | Broncos | 0 | 0 | 0.0 | 0 | 0 | 0 | 0 | 0 | 0.0 | 0 | 0 | |
| 2020 | Packers | 0 | 0 | 0.0 | 0 | 0 | 0 | 0 | 0 | 0.0 | 0 | 0 | |
| 2021 | Packers | 0 | 0 | 0.0 | 0 | 0 | 0 | 0 | 0 | 0.0 | 0 | 0 | |
| 2022 | Packers | 0 | 0 | 0.0 | 0 | 0 | 0 | 0 | 0 | 0.0 | 0 | 0 | |
| 2023 | Colts | 0 | 0 | 0.0 | 0 | 0 | 0 | 0 | 0 | 0.0 | 0 | 0 | |
| TOTALS | | 0 | 0 | 0.0 | 0 | 0 | 0 | 0 | 0 | 0.0 | 0 | 0 | |

JUWANN WINFREE'S - NFL POSTSEASON STATISTICS

| KICKOFF RETURNS | | | | | | | PUNT RETURNS | | | | | | |
|-----------------|---------|------|------|------|----|----|--------------|----|------|------|----|----|--|
| DATE | TEAM | RET. | YDS. | AVG. | LG | TD | NO. | FC | YDS. | AVG. | LG | TD | |
| 2020 | Packers | 0 | 0 | 0.0 | 0 | 0 | 0 | 0 | 0 | 0.0 | 0 | 0 | |
| 2021 | Packers | 0 | 0 | 0.0 | 0 | 0 | 0 | 0 | 0 | 0.0 | 0 | 0 | |
| TOTALS | | 0 | 0 | 0.0 | 0 | 0 | 0 | 0 | 0 | 0.0 | 0 | 0 | |

SINGLE-GAME HIGHS: RECEIVING

Receptions

4 at Arizona Cardinals, Oct 28, 2021
3 at Detroit Lions, Jan 09, 2022

Receiving Yards

1 vs. Minnesota Vikings, Jan 02, 2022
30 at Arizona Cardinals, Oct 28, 2021
16 at Detroit Lions, Jan 09, 2022

Receiving Average

12 vs. Minnesota Vikings, Jan 02, 2022
7.5 at Arizona Cardinals, Oct 28, 2021
5.3 at Detroit Lions, Jan 09, 2022

Longest Receptions

17 at Minnesota Vikings, Sep 11, 2022
12 at Detroit Lions, Jan 09, 2022
...2 more at 12.

All-Purpose Yards

30 at Arizona Cardinals, Oct 28, 2021
16 at Detroit Lions, Jan 09, 2022
12 vs. Minnesota Vikings, Jan 02, 2022



2019 GAME-BY-GAME REGULAR-SEASON STATISTICS (BRONCOS)

| DATE | OPPONENT | P/S | RECEIVING | | | | | RUSHING | | | | | W/L | SCORE |
|--------------------|-------------|-----|------------|----------|----------|------------|----------|--------------|----------|------------|----------|----------|------------|-------|
| | | | NO. | YDS. | AVG. | LG | TD | NO. | YDS. | AVG. | LG | TD | | |
| 09/09 | at Raiders | | | | | | | INACTIVE | | | | | L | 16-24 |
| 09/15 | Bears | | | | | | | INACTIVE | | | | | L | 14-16 |
| 09/22 | at Packers | P | 0 | 0 | 0.0 | 0 | 0 | 0 | 0 | 0.0 | 0 | 0 | L | 16-27 |
| 09/29 | Jaguars | | | | | | | INACTIVE | | | | | L | 24-26 |
| 10/06 | at Chargers | | | | | | | INACTIVE | | | | | W | 20-13 |
| 10/13 | Titans | | | | | | | INACTIVE | | | | | W | 16-0 |
| 10/17 | Chiefs | | | | | | | INACTIVE | | | | | L | 6-30 |
| 10/27 | at Colts | P | 0 | 0 | 0.0 | 0 | 0 | 0 | 0 | 0.0 | 0 | 0 | L | 13-15 |
| 11/03 | Browns | P | 0 | 0 | 0.0 | 0 | 0 | 0 | 0 | 0.0 | 0 | 0 | W | 24-19 |
| 11/17 | at Vikings | | | | | | | INACTIVE | | | | | L | 23-27 |
| 11/24 | at Bills | | | | | | | INACTIVE | | | | | L | 3-20 |
| 12/01 | Chargers | | | | | | | INACTIVE | | | | | W | 23-20 |
| 12/08 | at Texans | | | | | | | INACTIVE | | | | | W | 38-24 |
| 12/15 | at Chiefs | | | | | | | DID NOT PLAY | | | | | L | 3-23 |
| 12/22 | Lions | | | | | | | DID NOT PLAY | | | | | W | 27-17 |
| 12/29 | Raiders | | | | | | | DID NOT PLAY | | | | | W | 16-15 |
| 2019 TOTALS | | | 3-0 | 0 | 0 | 0.0 | 0 | 0 | 0 | 0.0 | 0 | 0 | 7-9 | |

2020 GAME-BY-GAME REGULAR-SEASON STATISTICS (PACKERS)

| DATE | OPPONENT | P/S | RECEIVING | | | | | RUSHING | | | | | W/L | SCORE |
|--------------------|---------------|-----|------------|----------|----------|------------|----------|----------------|----------|------------|----------|----------|-------------|--------|
| | | | NO. | YDS. | AVG. | LG | TD | NO. | YDS. | AVG. | LG | TD | | |
| 09/13 | at Vikings | | | | | | | NOT ON ROSTER | | | | | W | 43-34 |
| 09/20 | Lions | | | | | | | NOT ON ROSTER | | | | | W | 42-21 |
| 09/27 | at Saints | | | | | | | NOT ON ROSTER | | | | | W | 37-30 |
| 10/05 | Falcons | | | | | | | PRACTICE SQUAD | | | | | W | 30-16 |
| 10/18 | at Buccaneers | | | | | | | PRACTICE SQUAD | | | | | L | 10-38 |
| 10/25 | at Texans | | | | | | | PRACTICE SQUAD | | | | | W | 35-20 |
| 11/01 | Vikings | | | | | | | PRACTICE SQUAD | | | | | L | 22-28 |
| 11/05 | at 49ers | | | | | | | PRACTICE SQUAD | | | | | W | 34-17 |
| 11/15 | Jaguars | P | 0 | 0 | 0.0 | 0 | 0 | 0 | 0 | 0.0 | 0 | 0 | W | 24-20 |
| 11/22 | at Colts | | | | | | | PRACTICE SQUAD | | | | | L | 31-34+ |
| 11/29 | Bears | | | | | | | PRACTICE SQUAD | | | | | W | 41-25 |
| 12/06 | Eagles | | | | | | | PRACTICE SQUAD | | | | | W | 30-16 |
| 12/13 | at Lions | P | 0 | 0 | 0.0 | 0 | 0 | 0 | 0 | 0.0 | 0 | 0 | W | 31-24 |
| 12/19 | Panthers | | | | | | | PRACTICE SQUAD | | | | | W | 24-16 |
| 12/27 | Titans | | | | | | | PRACTICE SQUAD | | | | | W | 40-14 |
| 01/03 | at Bears | | | | | | | PRACTICE SQUAD | | | | | W | 35-16 |
| 2020 TOTALS | | | 2-0 | 0 | 0 | 0.0 | 0 | 0 | 0 | 0.0 | 0 | 0 | 13-3 | |

+ - Overtime

2021 GAME-BY-GAME REGULAR-SEASON STATISTICS (PACKERS)

| DATE | OPPONENT | P/S | RECEIVING | | | | | RUSHING | | | | | W/L | SCORE |
|--------------------|---------------|-----|------------|----------|-----------|------------|-----------|----------------|----------|------------|----------|----------|-------------|--------|
| | | | NO. | YDS. | AVG. | LG | TD | NO. | YDS. | AVG. | LG | TD | | |
| 09/12 | at Saints | | | | | | | PRACTICE SQUAD | | | | | L | 3-38 |
| 09/20 | Lions | | | | | | | PRACTICE SQUAD | | | | | W | 35-17 |
| 09/26 | at 49ers | | | | | | | PRACTICE SQUAD | | | | | W | 30-28 |
| 10/03 | Steelers | | | | | | | PRACTICE SQUAD | | | | | W | 27-17 |
| 10/10 | at Bengals | | | | | | | PRACTICE SQUAD | | | | | W | 25-22+ |
| 10/17 | at Bears | P | 0 | 0 | 0.0 | 0 | 0 | 0 | 0 | 0.0 | 0 | 0 | W | 24-14 |
| 10/24 | Football Team | | | | | | | PRACTICE SQUAD | | | | | W | 24-10 |
| 10/28 | at Cardinals | P | 4 | 30 | 7.5 | 12 | 0 | 0 | 0 | 0.0 | 0 | 0 | W | 24-21 |
| 11/07 | at Chiefs | | | | | | | PRACTICE SQUAD | | | | | L | 7-13 |
| 11/14 | Seahawks | | | | | | | PRACTICE SQUAD | | | | | W | 17-0 |
| 11/21 | at Vikings | P | 0 | 0 | 0.0 | 0 | 0 | 0 | 0 | 0.0 | 0 | 0 | L | 31-34 |
| 11/28 | Rams | | | | | | | PRACTICE SQUAD | | | | | W | 36-28 |
| 12/12 | Bears | | | | | | | PRACTICE SQUAD | | | | | W | 45-30 |
| 12/19 | at Ravens | P | 0 | 0 | 0.0 | 0 | 0 | 0 | 0 | 0.0 | 0 | 0 | W | 31-30 |
| 12/25 | Browns | P | 0 | 0 | 0.0 | 0 | 0 | 0 | 0 | 0.0 | 0 | 0 | W | 24-22 |
| 01/02 | Vikings | P | 1 | 12 | 12.0 | 12 | 0 | 0 | 0 | 0.0 | 0 | 0 | W | 37-10 |
| 01/09 | at Lions | P | 3 | 16 | 5.3 | 12 | 0 | 0 | 0 | 0.0 | 0 | 0 | L | 30-37 |
| 2021 TOTALS | | | 7-0 | 8 | 58 | 7.3 | 12 | 0 | 0 | 0.0 | 0 | 0 | 13-4 | |

+ - Overtime



2022 GAME-BY-GAME REGULAR-SEASON STATISTICS (PACKERS)

| DATE | OPPONENT | P/S | RECEIVING | | | | | RUSHING | | | | | W/L | SCORE |
|--------------------|---------------|------------|-----------|----------|------------|----------|----------|----------------|----------|------------|----------|----------|------------|--------|
| | | | NO. | YDS. | AVG. | LG | TD | NO. | YDS. | AVG. | LG | TD | | |
| 09/11 | at Vikings | | | | | | | PRACTICE SQUAD | | | | | L | 7-23 |
| 09/18 | Bears | | | | | | | PRACTICE SQUAD | | | | | W | 27-10 |
| 09/25 | at Buccaneers | | | | | | | PRACTICE SQUAD | | | | | W | 14-12 |
| 10/02 | Patriots | | | | | | | PRACTICE SQUAD | | | | | W | 27-24+ |
| 10/09 | Giants | | | | | | | PRACTICE SQUAD | | | | | L | 22-27 |
| 10/16 | Jets | | | | | | | PRACTICE SQUAD | | | | | L | 10-27 |
| 10/23 | at Commanders | | | | | | | PRACTICE SQUAD | | | | | L | 21-23 |
| 10/30 | at Bills | | | | | | | PRACTICE SQUAD | | | | | L | 17-27 |
| 11/06 | at Lions | | | | | | | PRACTICE SQUAD | | | | | L | 9-15 |
| 11/13 | Cowboys | | | | | | | PRACTICE SQUAD | | | | | W | 31-28+ |
| 11/17 | Titans | | | | | | | PRACTICE SQUAD | | | | | L | 17-27 |
| 11/27 | at Eagles | | | | | | | PRACTICE SQUAD | | | | | L | 33-40 |
| 12/04 | at Bears | | | | | | | PRACTICE SQUAD | | | | | W | 28-19 |
| 12/19 | Rams | | | | | | | PRACTICE SQUAD | | | | | W | 24-12 |
| 12/25 | at Dolphins | | | | | | | PRACTICE SQUAD | | | | | W | 26-20 |
| 01/01 | Vikings | | | | | | | PRACTICE SQUAD | | | | | W | 41-17 |
| 01/08 | Lions | | | | | | | PRACTICE SQUAD | | | | | L | 16-20 |
| 2022 TOTALS | | 0-0 | 0 | 0 | 0.0 | 0 | 0 | 0 | 0 | 0.0 | 0 | 0 | 8-9 | |

+ - Overtime

2023 GAME-BY-GAME REGULAR-SEASON STATISTICS (COLTS)

| DATE | OPPONENT | P/S | RECEIVING | | | | | RUSHING | | | | | W/L | SCORE |
|--------------------|------------|------------|-----------|----------|------------|----------|----------|----------------|----------|------------|----------|----------|------------|--------|
| | | | NO. | YDS. | AVG. | LG | TD | NO. | YDS. | AVG. | LG | TD | | |
| 09/10 | Jaguars | P | 0 | 0 | 0.0 | 0 | 0 | 0 | 0 | 0.0 | 0 | 0 | L | 21-31 |
| 09/17 | at Texans | P | 0 | 0 | 0.0 | 0 | 0 | 0 | 0 | 0.0 | 0 | 0 | W | 31-20 |
| 09/24 | at Ravens | P | 0 | 0 | 0.0 | 0 | 0 | 0 | 0 | 0.0 | 0 | 0 | W | 22-19+ |
| 10/01 | Rams | | | | | | | PRACTICE SQUAD | | | | | L | 23-29+ |
| 10/08 | Titans | | | | | | | PRACTICE SQUAD | | | | | W | 23-16 |
| 10/15 | at Jaguars | | | | | | | NOT ON ROSTER | | | | | L | 20-37 |
| 10/22 | Browns | P | 0 | 0 | 0.0 | 0 | 0 | 0 | 0 | 0.0 | 0 | 0 | L | 38-39 |
| 2023 TOTALS | | 4-0 | 0 | 0 | 0.0 | 0 | 0 | 0 | 0 | 0.0 | 0 | 0 | 3-4 | |

+ - Overtime

2020 GAME-BY-GAME POSTSEASON STATISTICS (PACKERS)

| DATE | OPPONENT | P/S | RECEIVING | | | | | RUSHING | | | | | W/L | SCORE |
|--------------------|------------|------------|-----------|----------|------------|----------|----------|----------------|----------|------------|----------|----------|------------|-------|
| | | | NO. | YDS. | AVG. | LG | TD | NO. | YDS. | AVG. | LG | TD | | |
| 01/16 | Rams | | | | | | | PRACTICE SQUAD | | | | | W | 32-18 |
| 01/24 | Buccaneers | | | | | | | PRACTICE SQUAD | | | | | L | 26-31 |
| 2020 TOTALS | | 0-0 | 0 | 0 | 0.0 | 0 | 0 | 0 | 0 | 0.0 | 0 | 0 | 1-1 | |

2021 GAME-BY-GAME POSTSEASON STATISTICS (PACKERS)

| DATE | OPPONENT | P/S | RECEIVING | | | | | RUSHING | | | | | W/L | SCORE |
|--------------------|----------|------------|-----------|----------|------------|----------|----------|----------|----------|------------|----------|----------|------------|-------|
| | | | NO. | YDS. | AVG. | LG | TD | NO. | YDS. | AVG. | LG | TD | | |
| 01/22 | 49ers | P | 0 | 0 | 0.0 | 0 | 0 | 0 | 0 | 0.0 | 0 | 0 | L | 10-13 |
| 2021 TOTALS | | 1-0 | 0 | 0 | 0.0 | 0 | 0 | 0 | 0 | 0.0 | 0 | 0 | 0-1 | |

BRADEN SMITH

TACKLE



GAME SUMMARIES

GAME SUMMARIES



31

WEEK 1

Jacksonville Jaguars 31, Indianapolis Colts 21
65,749 U Lucas Oil Stadium U Sep 10, 2023



21

| | | | | | | |
|----------------------|---|---|----|----|---|----|
| Jacksonville Jaguars | 7 | 7 | 3 | 14 | — | 31 |
| Indianapolis Colts | 0 | 7 | 14 | 0 | — | 21 |

SCORING DRIVES

| TEAM | QTR | TIME | SCORING PLAY | JAX | IND |
|---------|-----|-------|---|-----|-----|
| Jaguars | 1 | 05:18 | C.Ridley 9 yd. pass from T.Lawrence (B.McManus kick) (9-61, 5:07) | 7 | 0 |
| Colts | 2 | 14:57 | A.Richardson 2 yd. run (M.Gay kick) (11-75, 5:21) | 7 | 7 |
| Jaguars | 2 | 04:56 | Z.Jones 18 yd. pass from T.Lawrence (B.McManus kick) (7-57, 3:55) | 14 | 7 |
| Colts | 3 | 11:25 | M.Pittman 39 yd. pass from A.Richardson (M.Gay kick) (6-63, 2:35) | 14 | 14 |
| Jaguars | 3 | 08:31 | B.McManus 45 yd. Field Goal (8-48, 2:54) | 17 | 14 |
| Colts | 3 | 02:27 | D.Buckner 26 yd. fumble return (M.Gay kick) | 17 | 21 |
| Jaguars | 4 | 05:14 | T.Bigsby 1 yd. run (B.McManus kick) (10-46, 5:32) | 24 | 21 |
| Jaguars | 4 | 04:08 | T.Etienne 26 yd. run (B.McManus kick) (3-44, 0:52) | 31 | 21 |

JACKSONVILLE JAGUARS

| PASSING | ATT | CP | YDS | SK/YD | TD | LG | INT | RTG |
|-----------------|-----------|-----------|------------|------------|----------|-----------|----------|--------------|
| Trevor Lawrence | 32 | 24 | 241 | 2/4 | 2 | 29 | 1 | 103.8 |
| TOTAL | 32 | 24 | 241 | 2/4 | 2 | 29 | 1 | 103.8 |

| RUSHING | ATT | YDS | AVG | LG | TD |
|--------------------|-----------|------------|------------|------------|----------|
| Travis Etienne Jr. | 18 | 77 | 4.3 | 26t | 1 |
| Trevor Lawrence | 7 | 21 | 3.0 | 11 | 0 |
| Tank Bigsby | 7 | 13 | 1.9 | 4 | 1 |
| Jamal Agnew | 2 | -2 | -1.0 | 0 | 0 |
| D'Ernest Johnson | 1 | -4 | -4.0 | -4 | 0 |
| TOTAL | 35 | 105 | 3.0 | 26T | 2 |

| RECEIVING | NO | YDS | AVG | LG | TD |
|--------------------|-----------|------------|-------------|-----------|----------|
| Calvin Ridley | 8 | 101 | 12.6 | 29 | 1 |
| Zay Jones | 5 | 55 | 11.0 | 18t | 1 |
| Evan Engram | 5 | 49 | 9.8 | 26 | 0 |
| Travis Etienne Jr. | 5 | 27 | 5.4 | 10 | 0 |
| Christian Kirk | 1 | 9 | 9.0 | 9 | 0 |
| TOTAL | 24 | 241 | 10.0 | 29 | 2 |

| TOP DEFENSE | TOT | SOLO | AST | SCK | YDS | INT |
|------------------|-----|------|-----|-----|-----|-----|
| Foyesade Oluokun | 13 | 8 | 5 | 0.0 | 0.0 | 0 |
| Josh Allen | 10 | 7 | 3 | 3.0 | 3.0 | 0 |
| Andre Cisco | 10 | 7 | 3 | 0.0 | 0.0 | 0 |

| FIELD GOALS | FGM/FGA | PERCENT | RESULTS |
|-----------------|------------|--------------|---------|
| Brandon McManus | 1-1 | 100.0 | 45G |
| TOTAL | 1-1 | 100.0 | |

The Colts fell to the Jacksonville Jaguars, 31-21, in the 2023 season opener in front of 65,749 fans at Lucas Oil Stadium. Jacksonville took a 7-0 lead in the first quarter on Calvin Ridley's nine-yard touchdown catch. Indianapolis then responded with Anthony Richardson's two-yard touchdown run to tie the game. The Jaguars added their second score on a Zay Jones 18-yard touchdown in the second quarter to take a 14-7 halftime advantage. On the Colts opening drive of the second half, Richardson threw his first NFL touchdown to Michael Pittman Jr. on a 39-yard catch at run. Following a Jacksonville field goal, defensive tackle DeForest Buckner sacked Trevor Lawrence while forcing a fumble and ultimately, he recovered the ball for a 26-yard touchdown to give Indianapolis a 21-17 advantage. The Jaguars responded with a one-yard touchdown run at the 5:14 mark in the fourth quarter and a Travis Etienne 26-yard rushing touchdown following a Richardson interception put the game away. In his first NFL start, Richardson completed 24-of-37 passes for 223 yards, one touchdown and one interception for a 79.0 passer rating. Pittman led the team in receiving with eight catches for 97 yards. Defensively, Zaire Franklin compiled 18 tackles, the fourth most in a single game in Colts history while Buckner totaled seven stops, 1.0 sack, one forced fumble, and one fumble recovery for a touchdown.

INDIANAPOLIS COLTS

| PASSING | ATT | CP | YDS | SK/YD | TD | LG | INT | RTG |
|--------------------|-----------|-----------|------------|------------|----------|------------|----------|-------------|
| Anthony Richardson | 37 | 24 | 223 | 4/8 | 1 | 39t | 1 | 79.0 |
| Gardner Minshew II | 2 | 0 | 0 | 0/0 | 0 | 0 | 0 | 39.6 |
| TOTAL | 39 | 24 | 223 | 4/8 | 1 | 39T | 1 | 75.1 |

| RUSHING | ATT | YDS | AVG | LG | TD |
|--------------------|-----------|-----------|------------|-----------|----------|
| Anthony Richardson | 10 | 40 | 4.0 | 12 | 1 |
| Deon Jackson | 13 | 14 | 1.1 | 7 | 0 |
| Jake Funk | 2 | 10 | 5.0 | 7 | 0 |
| Evan Hull | 1 | 1 | 1.0 | 1 | 0 |
| TOTAL | 26 | 65 | 2.5 | 12 | 1 |

| RECEIVING | NO | YDS | AVG | LG | TD |
|---------------------|-----------|------------|------------|------------|----------|
| Michael Pittman Jr. | 8 | 97 | 12.1 | 39t | 1 |
| Deon Jackson | 5 | 14 | 2.8 | 8 | 0 |
| Kyllen Granson | 4 | 39 | 9.8 | 14 | 0 |
| Josh Downs | 3 | 30 | 10.0 | 22 | 0 |
| Drew Ogletree | 1 | 20 | 20.0 | 20 | 0 |
| Jake Funk | 1 | 12 | 12.0 | 12 | 0 |
| Evan Hull | 1 | 6 | 6.0 | 6 | 0 |
| Alec Pierce | 1 | 5 | 5.0 | 5 | 0 |
| TOTAL | 24 | 223 | 9.3 | 39T | 1 |

| TOP DEFENSE | TOT | SOLO | AST | SCK | YDS | INT |
|-------------------|-----|------|-----|-----|-----|-----|
| Zaire Franklin | 17 | 10 | 7 | 0.0 | 0.0 | 0 |
| Shaquille Leonard | 8 | 3 | 5 | 0.0 | 0.0 | 0 |
| DeForest Buckner | 7 | 4 | 3 | 1.0 | 1.0 | 0 |

| FIELD GOALS | FGM/FGA | PERCENT | RESULTS |
|-------------|----------------|---------|---------|
| | No Field Goals | | |

TEAM STATISTICS

| | JAGUARS | COLTS |
|------------------------------|----------|----------|
| First Downs | 20 | 18 |
| 3rd-Down Eff. (Made/Att/Pct) | 3/12/25% | 2/12/17% |
| 4th-Down Eff. (Made/Att/Pct) | 1/3/33% | 1/5/20% |
| Total Net Yards | 342 | 280 |
| Total Plays | 69 | 69 |
| Yards Per Play | 5.0 | 4.1 |
| Rushes/Net Yards | 35/105 | 26/65 |
| Net Passing | 237 | 215 |
| Pass Attempts/Completions | 32/24 | 39/24 |
| Had Intercepted | 1 | 1 |
| Sacked/Yards Lost | 2/4 | 4/8 |
| Punts/Average | 5/44.6 | 5/41.6 |
| Penalties/Yards | 4/45 | 4/35 |
| Fumbles/Lost | 3/1 | 2/2 |
| Possession Time | 33:37 | 26:23 |



GAME SUMMARIES



31

WEEK 2

Indianapolis Colts 31, Houston Texans 20
71,159 U NRG Stadium U Sep 17, 2023



20

| | | | | | | |
|--------------------|----|----|---|----|---|----|
| Indianapolis Colts | 14 | 14 | 3 | 0 | — | 31 |
| Houston Texans | 7 | 3 | 0 | 10 | — | 20 |

SCORING DRIVES

| TEAM | QTR | TIME | SCORING PLAY | IND | HOU |
|--------|-----|-------|---|-----|-----|
| Colts | 1 | 10:44 | A.Richardson 18 yd. run (M.Gay kick) (10-75, 4:16) | 7 | 0 |
| Colts | 1 | 09:13 | A.Richardson 15 yd. run (M.Gay kick) (1-15, 0:05) | 14 | 0 |
| Texans | 1 | 03:14 | N.Collins 8 yd. pass from C.Stroud (K.Fairbairn kick) (13-68, 5:58) | 14 | 7 |
| Colts | 2 | 09:43 | Z.Moss 11 yd. run (M.Gay kick) (8-76, 3:02) | 21 | 7 |
| Texans | 2 | 04:25 | K.Fairbairn 29 yd. Field Goal (9-84, 5:18) | 21 | 10 |
| Colts | 2 | 00:10 | K.Granson 4 yd. pass from G.Minshew (M.Gay kick) (14-75, 4:15) | 28 | 10 |
| Colts | 3 | 05:50 | M.Gay 42 yd. Field Goal (9-56, 3:18) | 31 | 10 |
| Texans | 4 | 13:24 | K.Fairbairn 36 yd. Field Goal (13-57, 7:26) | 31 | 13 |
| Texans | 4 | 09:48 | N.Dell 23 yd. pass from C.Stroud (K.Fairbairn kick) (5-67, 1:41) | 31 | 20 |

INDIANAPOLIS COLTS

| PASSING | ATT | CP | YDS | SK/YD | TD | LG | INT | RTG |
|--------------------|-----|----|-----|-------|----|----|-----|-------|
| Gardner Minshew II | 23 | 19 | 171 | 0/0 | 1 | 43 | 0 | 112.1 |
| Anthony Richardson | 10 | 6 | 56 | 0/0 | 0 | 15 | 0 | 75.4 |
| TOTAL | 33 | 25 | 227 | 0/0 | 1 | 43 | 0 | 104.0 |

| RUSHING | ATT | YDS | AVG | LG | TD |
|--------------------|-----|-----|------|-----|----|
| Zack Moss | 18 | 88 | 4.9 | 11t | 1 |
| Anthony Richardson | 3 | 35 | 11.7 | 18t | 2 |
| Gardner Minshew II | 2 | 3 | 1.5 | 2 | 0 |
| TOTAL | 23 | 126 | 5.5 | 18T | 3 |

| RECEIVING | NO | YDS | AVG | LG | TD |
|---------------------|----|-----|------|----|----|
| Michael Pittman Jr. | 8 | 56 | 7.0 | 12 | 0 |
| Josh Downs | 4 | 37 | 9.3 | 12 | 0 |
| Zack Moss | 4 | 19 | 4.8 | 7 | 0 |
| Kylen Granson | 3 | 16 | 5.3 | 11 | 1 |
| Will Mallory | 2 | 49 | 24.5 | 43 | 0 |
| Alec Pierce | 2 | 28 | 14.0 | 20 | 0 |
| Mo Alie-Cox | 1 | 15 | 15.0 | 15 | 0 |
| Isaiah McKenzie | 1 | 7 | 7.0 | 7 | 0 |
| TOTAL | 25 | 227 | 9.1 | 43 | 1 |

| TOP DEFENSE | TOT | SOLO | AST | SCK | YDS | INT |
|-----------------|-----|------|-----|-----|-----|-----|
| Zaire Franklin | 13 | 8 | 5 | 0.0 | 0.0 | 0 |
| Julian Blackmon | 10 | 7 | 3 | 0.0 | 0.0 | 0 |
| E.J. Speed | 6 | 6 | 0 | 1.0 | 9.0 | 0 |

| FIELD GOALS | FGM/FGA | PERCENT | RESULTS |
|-------------|---------|---------|---------|
| Matt Gay | 1-1 | 100.0 | 42G |
| TOTAL | 1-1 | 100.0 | |

HOUSTON TEXANS

| PASSING | ATT | CP | YDS | SK/YD | TD | LG | INT | RTG |
|-------------|-----|----|-----|-------|----|----|-----|-------|
| C.J. Stroud | 47 | 30 | 384 | 6/47 | 2 | 32 | 0 | 103.5 |
| TOTAL | 47 | 30 | 384 | 6/47 | 2 | 32 | 0 | 103.5 |

| RUSHING | ATT | YDS | AVG | LG | TD |
|------------------|-----|-----|-----|----|----|
| Dameon Pierce | 15 | 31 | 2.1 | 10 | 0 |
| Devin Singletary | 4 | 14 | 3.5 | 5 | 0 |
| Dare Ogunbowale | 2 | 4 | 2.0 | 2 | 0 |
| Andrew Beck | 2 | 2 | 1.0 | 2 | 0 |
| C.J. Stroud | 3 | 1 | 0.3 | 2 | 0 |
| TOTAL | 26 | 52 | 2.0 | 10 | 0 |

| RECEIVING | NO | YDS | AVG | LG | TD |
|-------------------|----|-----|------|-----|----|
| Nico Collins | 7 | 146 | 20.9 | 32 | 1 |
| Tank Dell | 7 | 72 | 10.3 | 29t | 1 |
| Robert Woods | 6 | 74 | 12.3 | 25 | 0 |
| Dalton Schultz | 4 | 34 | 8.5 | 14 | 0 |
| Brevin Jordan | 2 | 27 | 13.5 | 16 | 0 |
| Dameon Pierce | 2 | 4 | 2.0 | 9 | 0 |
| John Metchile III | 1 | 17 | 17.0 | 17 | 0 |
| Devin Singletary | 1 | 10 | 10.0 | 10 | 0 |
| TOTAL | 30 | 384 | 12.8 | 32 | 2 |

| TOP DEFENSE | TOT | SOLO | AST | SCK | YDS | INT |
|-----------------|-----|------|-----|-----|-----|-----|
| M.J. Stewart | 10 | 6 | 4 | 0.0 | 0.0 | 0 |
| Denzel Perryman | 7 | 5 | 2 | 0.0 | 0.0 | 0 |
| Henry To'o'o | 7 | 4 | 3 | 0.0 | 0.0 | 0 |

| FIELD GOALS | FGM/FGA | PERCENT | RESULTS |
|------------------|---------|---------|----------------|
| Ka'imi Fairbairn | 2-3 | 66.7 | 29G, 36G, 51WL |
| TOTAL | 2-3 | 66.0 | |

The Colts earned their first win of the season with a 31-20 victory against the Houston Texans at NRG Stadium. Indianapolis took a 14-0 lead on back-to-back rushing touchdowns from quarterback Anthony Richardson (18 yards and 15 yards) prior to his departure from the game with a concussion. Houston found the end zone at the end of the first quarter before Zack Moss logged an 11-yard rushing touchdown at the 9:43 mark of the second quarter. The Texans notched a field goal on their next drive, however Minshew increased Indy's lead at halftime to 28-10 following a four-yard touchdown reception to Kylen Granson. Matt Gay tallied his first field goal in a Colts uniform for the only scoring in the third quarter. Houston then added a touchdown and a field goal in the final stanza, but their comeback fell short. Richardson started under center and completed 6-of-10 passes for 56 yards and two rushing touchdowns. Minshew finished the game having completed 19-of-23 passes for 171 yards and one touchdown for a 112.1 passer rating. Michael Pittman Jr. led the team in receiving with eight catches for 56 yards while Moss led the team in rushing with 18 carries for 88 yards and one score. Defensively, the Colts finished with 6.0 sacks from six different players while Zaire Franklin led the team in tackles for the second consecutive week with 13.

TEAM STATISTICS

| | COLTS | TEXANS |
|------------------------------|----------|----------|
| First Downs | 19 | 24 |
| 3rd-Down Eff. (Made/Att/Pct) | 6/12/50% | 9/19/47% |
| 4th-Down Eff. (Made/Att/Pct) | 0/0/0% | 2/2/100% |
| Total Net Yards | 353 | 389 |
| Total Plays | 56 | 79 |
| Yards Per Play | 6.3 | 4.9 |
| Rushes/Net Yards | 23/126 | 26/52 |
| Net Passing | 227 | 337 |
| Pass Attempts/Completions | 33/25 | 47/30 |
| Had Intercepted | 0 | 0 |
| Sacked/Yards Lost | 0/0 | 6/47 |
| Punts/Average | 5/44.0 | 3/42.3 |
| Penalties/Yards | 8/42 | 3/20 |
| Fumbles/Lost | 1/0 | 3/1 |
| Possession Time | 25:02 | 34:58 |

GAME SUMMARIES



22

WEEK 3

Indianapolis Colts 22, Baltimore Ravens 19 (OT)
70,038 M&T Bank Stadium Sep 24, 2023



19

| | | | | | | | |
|--------------------|---|----|---|---|---|---|----|
| Indianapolis Colts | 0 | 10 | 3 | 6 | 3 | — | 22 |
| Baltimore Ravens | 7 | 0 | 7 | 5 | 0 | — | 19 |

SCORING DRIVES

| TEAM | QTR | TIME | SCORING PLAY | IND | BAL |
|--------|-----|-------|---|-----|-----|
| Ravens | 1 | 06:35 | L.Jackson 8 yd. run (J.Tucker kick) (12-80, 6:31) | 0 | 7 |
| Colts | 2 | 06:07 | Z.Moss 17 yd. pass from G.Minshew (M.Gay kick) (9-73, 4:29) | 7 | 7 |
| Colts | 2 | 03:26 | M.Gay 31 yd. Field Goal (7-7, 2:32) | 10 | 7 |
| Colts | 3 | 08:33 | M.Gay 54 yd. Field Goal (6-19, 2:21) | 13 | 7 |
| Ravens | 3 | 00:13 | L.Jackson 10 yd. run (J.Tucker kick) (10-81, 5:16) | 13 | 14 |
| Colts | 4 | 11:22 | M.Gay 53 yd. Field Goal (8-40, 3:51) | 16 | 14 |
| Ravens | 4 | 07:33 | J.Tucker 50 yd. Field Goal (8-43, 3:49) | 16 | 17 |
| Ravens | 4 | 02:03 | | 16 | 19 |
| Colts | 4 | 00:57 | M.Gay 53 yd. Field Goal (6-28, 0:44) | 19 | 19 |
| Colts | OT | 01:09 | M.Gay 53 yd. Field Goal (5-18, 2:12) | 22 | 19 |

INDIANAPOLIS COLTS

| PASSING | ATT | CP | YDS | SK/YD | TD | LG | INT | RTG |
|--------------------|-----|----|-----|-------|----|----|-----|------|
| Gardner Minshew II | 44 | 27 | 227 | 5/39 | 1 | 34 | 0 | 82.3 |
| TOTAL | 44 | 27 | 227 | 5/39 | 1 | 34 | 0 | 82.3 |

| RUSHING | ATT | YDS | AVG | LG | TD |
|-------------|-----|-----|-----|----|----|
| Zack Moss | 30 | 122 | 4.1 | 24 | 0 |
| Trey Sermon | 5 | 17 | 3.4 | 5 | 0 |
| TOTAL | 35 | 139 | 4.0 | 24 | 0 |

| RECEIVING | NO | YDS | AVG | LG | TD |
|---------------------|----|-----|------|----|----|
| Michael Pittman Jr. | 9 | 77 | 8.6 | 34 | 0 |
| Josh Downs | 8 | 57 | 7.1 | 12 | 0 |
| Alec Pierce | 3 | 43 | 14.3 | 23 | 0 |
| Zack Moss | 2 | 23 | 11.5 | 17 | 1 |
| Kylen Granson | 2 | 9 | 4.5 | 7 | 0 |
| Drew Ogletree | 1 | 11 | 11.0 | 11 | 0 |
| Trey Sermon | 1 | 4 | 4.0 | 4 | 0 |
| Isaiah McKenzie | 1 | 3 | 3.0 | 3 | 0 |
| TOTAL | 27 | 227 | 8.4 | 34 | 1 |

| TOP DEFENSE | TOT | SOLO | AST | SCK | YDS | INT |
|-------------------|-----|------|-----|-----|-----|-----|
| Zaire Franklin | 15 | 11 | 4 | 1.0 | 4.0 | 0 |
| Julian Blackmon | 12 | 6 | 6 | 0.0 | 0.0 | 0 |
| Shaquille Leonard | 6 | 2 | 4 | 0.0 | 0.0 | 0 |

| FIELD GOALS | FGM/FGA PERCENT | RESULTS |
|-------------|-----------------|-------------------------|
| Matt Gay | 5-5 100.0 | 31G, 54G, 53G, 53G, 53G |
| TOTAL | 5-5 100.0 | |

BALTIMORE RAVENS

| PASSING | ATT | CP | YDS | SK/YD | TD | LG | INT | RTG |
|---------------|-----|----|-----|-------|----|----|-----|------|
| Lamar Jackson | 31 | 22 | 202 | 4/24 | 0 | 24 | 0 | 88.4 |
| TOTAL | 31 | 22 | 202 | 4/24 | 0 | 24 | 0 | 88.4 |

| RUSHING | ATT | YDS | AVG | LG | TD |
|-------------------|-----|-----|-----|----|----|
| Lamar Jackson | 14 | 101 | 7.2 | 16 | 2 |
| Gus Edwards | 11 | 51 | 4.6 | 14 | 0 |
| Melvin Gordon III | 10 | 32 | 3.2 | 15 | 0 |
| Zay Flowers | 1 | 2 | 2.0 | 2 | 0 |
| Kenyan Drake | 1 | 0 | 0.0 | 0 | 0 |
| TOTAL | 37 | 186 | 5.0 | 16 | 2 |

| RECEIVING | NO | YDS | AVG | LG | TD |
|-------------------|----|-----|------|----|----|
| Zay Flowers | 8 | 48 | 6.0 | 8 | 0 |
| Nelson Agholor | 4 | 39 | 9.8 | 18 | 0 |
| Mark Andrews | 4 | 35 | 8.8 | 20 | 0 |
| Kenyan Drake | 2 | 31 | 15.5 | 24 | 0 |
| Melvin Gordon III | 2 | 23 | 11.5 | 12 | 0 |
| Isaiah Likely | 1 | 20 | 20.0 | 20 | 0 |
| Rashod Bateman | 1 | 6 | 6.0 | 6 | 0 |
| TOTAL | 22 | 202 | 9.2 | 24 | 0 |

| TOP DEFENSE | TOT | SOLO | AST | SCK | YDS | INT |
|------------------|-----|------|-----|-----|-----|-----|
| Patrick Queen | 12 | 7 | 5 | 0.0 | 0.0 | 0 |
| Roquan Smith | 12 | 4 | 8 | 0.5 | 1.0 | 0 |
| Brandon Stephens | 11 | 8 | 3 | 0.0 | 0.0 | 0 |

| FIELD GOALS | FGM/FGA PERCENT | RESULTS |
|---------------|-----------------|-----------|
| Justin Tucker | 1-2 50.0 | 50G, 61SH |
| TOTAL | 1-2 50.0 | |

The Colts won an overtime thriller and improved to 2-1 after defeating the Baltimore Ravens, 22-19, at M&T Bank Stadium. Indianapolis kicker Matt Gay became the first player in NFL history to make four field goals of 50-plus yards (54, 53, 53, 53) in the same game, including the overtime winner from 53 yards. The Ravens took a 7-0 lead in the first quarter on Lamar Jackson's eight-yard touchdown run. The Colts responded with Zack Moss's 17-yard touchdown reception from Gardner Minshew followed by a 31-yard field goal from Gay to give Indy a 10-7 halftime advantage. Gay tallied a 54-yard field goal in the third quarter before the Ravens regained the lead on Jackson's 10-yard touchdown run. Both teams traded field goals before Minshew took at safety at the 2:03 mark of the fourth quarter. After the Indy defense made a stop, the Colts drove 28 yards to set up Gay's 53-yard game-tying field goal. On the team's third possession of the extra period, Minshew and Moss moved the ball 18 yards to set up Gay's overtime winner. Minshew completed 27-of-44 passes for 227 yards and one touchdown for an 82.3 passer rating. Moss led the team in rushing with 30 carries for 122 yards and one receiving touchdown while Michael Pittman Jr. paced all receivers with nine catches for 77 yards. Defensively, Zaire Franklin led the team with 15 tackles (11 solo), 1.0 sack, and 1.0 tackle for loss. Defensive end Kwity Paye finished with three tackles, 1.0 sack, 1.0 tackle for loss and one fumble recovery.

TEAM STATISTICS

| | COLTS | RAVENS |
|------------------------------|----------|----------|
| First Downs | 19 | 20 |
| 3rd-Down Eff. (Made/Att/Pct) | 8/22/36% | 6/16/38% |
| 4th-Down Eff. (Made/Att/Pct) | 0/1/0% | 0/1/0% |
| Total Net Yards | 327 | 364 |
| Total Plays | 84 | 72 |
| Yards Per Play | 3.9 | 5.1 |
| Rushes/Net Yards | 35/139 | 37/186 |
| Net Passing | 188 | |
| Pass Attempts/Completions | 44/27 | 31/22 |
| Had Intercepted | 0 | 0 |
| Sacked/Yards Lost | 5/39 | 4/24 |
| Punts/Average | 7/46.4 | 7/47.0 |
| Penalties/Yards | 6/31 | 1/5 |
| Fumbles/Lost | 1/0 | 4/2 |
| Possession Time | 36:33 | 32:18 |



GAME SUMMARIES



29

WEEK 4

Los Angeles Rams 29, Indianapolis Colts 23 (OT)
65,337 U Lucas Oil Stadium U Oct 1, 2023



23

| | | | | | | | |
|--------------------|----|---|---|----|---|---|----|
| Los Angeles Rams | 14 | 6 | 3 | 0 | 6 | — | 29 |
| Indianapolis Colts | 0 | 0 | 8 | 15 | 0 | — | 23 |

SCORING DRIVES

| TEAM | QTR | TIME | SCORING PLAY | LAR | IND |
|-------|-----|-------|---|-----|-----|
| Rams | 1 | 11:35 | K.Williams 3 yd. run (B.Maher kick) (9-75, 3:25) (8-75, 4:11) (8-75, 4:11) | 7 | 0 |
| Rams | 1 | 03:40 | K.Williams 3 yd. run (B.Maher kick) (10-94, 4:38) | 14 | 0 |
| Rams | 2 | 12:52 | B.Maher 40 yd. Field Goal (7-38, 4:40) | 17 | 0 |
| Rams | 2 | 05:48 | B.Maher 54 yd. Field Goal (10-50, 5:29) | 20 | 0 |
| Rams | 3 | 07:17 | B.Maher 51 yd. Field Goal (9-38, 5:25) | 23 | 0 |
| Colts | 3 | 05:26 | M.Allie-Cox 35 yd. pass from A.Richardson (A.Richardson-Z.Moss pass) (4-75, 1:51) | 23 | 8 |
| Colts | 4 | 11:45 | A.Richardson 1 yd. run (M.Gay kick) (6-62, 2:31) | 23 | 15 |
| Colts | 4 | 01:56 | A.Ogletree 5 yd. pass from A.Richardson (A.Richardson-M.Pittman pass) (13-83, 5:33) | 23 | 23 |
| Rams | OT | 05:49 | P.Nacua 22 yd. pass from M.Stafford | 29 | 23 |

LOS ANGELES RAMS

| PASSING | ATT | CP | YDS | SK/YD | TD | LG | INT | RTG |
|------------------|-----------|-----------|------------|-------------|----------|-----------|----------|-------------|
| Matthew Stafford | 40 | 27 | 319 | 2/16 | 1 | 33 | 1 | 89.5 |
| TOTAL | 40 | 27 | 319 | 2/16 | 1 | 33 | 1 | 89.5 |

| RUSHING | ATT | YDS | AVG | LG | TD |
|------------------|-----------|------------|------------|-----------|----------|
| Kyren Williams | 25 | 103 | 4.1 | 20 | 2 |
| Ronnie Rivers | 9 | 47 | 5.2 | 9 | 0 |
| Matthew Stafford | 2 | 14 | 7.0 | 8 | 0 |
| TOTAL | 36 | 164 | 4.6 | 20 | 2 |

| RECEIVING | NO | YDS | AVG | LG | TD |
|----------------|-----------|------------|-------------|-----------|----------|
| Puka Nacua | 9 | 163 | 18.1 | 32 | 1 |
| Tyler Higbee | 5 | 64 | 12.8 | 33 | 0 |
| Tutu Atwell | 5 | 24 | 4.8 | 11 | 0 |
| Kyren Williams | 3 | 24 | 8.0 | 13 | 0 |
| Van Jefferson | 2 | 29 | 14.5 | 16 | 0 |
| Ronnie Rivers | 2 | 10 | 5.0 | 10 | 0 |
| Brycen Hopkins | 1 | 5 | 5.0 | 5 | 0 |
| TOTAL | 27 | 319 | 11.8 | 33 | 1 |

| TOP DEFENSE | TOT | SOLO | AST | SCK | YDS | INT |
|--------------------|-----|------|-----|-----|-----|-----|
| Ernest Jones IV | 10 | 4 | 6 | 1.0 | 3.0 | 0 |
| Bobby Brown III | 6 | 2 | 4 | 0.0 | 0.0 | 0 |
| Christian Rozeboom | 5 | 5 | 0 | 0.0 | 0.0 | 0 |

| FIELD GOALS | FGM/FGA | PERCENT | RESULTS |
|--------------|------------|-------------|---------------------------|
| Brett Maher | 3-5 | 60.0 | 40G, 54G, 46WL, 51G, 48WL |
| TOTAL | 3-5 | 60.0 | |

The Colts fell to the Los Angeles Rams in overtime, 29-23, in a Week 4 meeting at Lucas Oil Stadium. The Rams took a 20-0 lead at halftime following two Kyren Williams rushing touchdowns and two Brett Maher field goals. Maher split the uprights again from 51 yards on Los Angeles's first possession of the third quarter giving the Rams a 23-0 advantage. Indianapolis responded with three touchdowns in their next four possessions. Mo Allie-Cox put the Colts on the board with a 35-yard touchdown reception. Anthony Richardson posted a one-yard rushing touchdown followed by a five-yard touchdown from Drew Ogletree with 1:56 remaining in the fourth quarter. Richardson threw for two-point conversions on two of the three touchdowns. Los Angeles won the toss in overtime and drove 75 yards in eight plays as Matthew Stafford found Puka Nacua for the game-winning 22-yard touchdown reception. Richardson completed 11-of-25 passes for 200 yards and two touchdowns for a 98.8 passer rating. Zack Moss led the team in rushing with 18 carries for 70 yards and Drew Ogletree led Indy with three receptions for 48 yards and one touchdown. Defensively, Zaire Franklin tallied his fourth consecutive game with 10-plus tackles (12) in addition to half of a sack.

INDIANAPOLIS COLTS

| PASSING | ATT | CP | YDS | SK/YD | TD | LG | INT | RTG |
|--------------------|-----------|-----------|------------|------------|----------|-----------|----------|-------------|
| Anthony Richardson | 25 | 11 | 200 | 2/4 | 2 | 38 | 0 | 98.8 |
| TOTAL | 25 | 11 | 200 | 2/4 | 2 | 38 | 0 | 98.8 |

| RUSHING | ATT | YDS | AVG | LG | TD |
|--------------------|-----------|------------|------------|-----------|----------|
| Zack Moss | 18 | 70 | 3.9 | 20 | 0 |
| Anthony Richardson | 10 | 56 | 5.6 | 23 | 1 |
| Trey Sermon | 3 | 7 | 2.3 | 4 | 0 |
| TOTAL | 31 | 133 | 4.3 | 23 | 1 |

| RECEIVING | NO | YDS | AVG | LG | TD |
|---------------------|-----------|------------|-------------|-----------|----------|
| Drew Ogletree | 3 | 48 | 16.0 | 22 | 1 |
| Josh Downs | 2 | 34 | 17.0 | 30 | 0 |
| Kylen Granson | 2 | 24 | 12.0 | 17 | 0 |
| Alec Pierce | 1 | 38 | 38.0 | 38 | 0 |
| Mo Allie-Cox | 1 | 35 | 35.0 | 35 | 1 |
| Michael Pittman Jr. | 1 | 15 | 15.0 | 15 | 0 |
| Isaiah McKenzie | 1 | 6 | 6.0 | 6 | 0 |
| TOTAL | 11 | 200 | 18.2 | 38 | 2 |

| TOP DEFENSE | TOT | SOLO | AST | SCK | YDS | INT |
|-----------------|-----|------|-----|-----|-----|-----|
| Zaire Franklin | 12 | 7 | 5 | 0.5 | 3.5 | 0 |
| JuJu Brents | 9 | 8 | 1 | 0.0 | 0.0 | 0 |
| Julian Blackmon | 9 | 7 | 2 | 0.0 | 0.0 | 0 |

| FIELD GOALS | FGM/FGA | PERCENT | RESULTS |
|--------------|------------|------------|---------|
| Matt Gay | 0-1 | 0.0 | 47WR |
| TOTAL | 0-1 | 0.0 | |

TEAM STATISTICS

| | RAMS | COLTS |
|------------------------------|----------|----------|
| First Downs | 27 | 19 |
| 3rd-Down Eff. (Made/Att/Pct) | 6/15/40% | 3/10/30% |
| 4th-Down Eff. (Made/Att/Pct) | 1/1/100% | 1/2/50% |
| Total Net Yards | 467 | 329 |
| Total Plays | 78 | 58 |
| Yards Per Play | 6.0 | 5.7 |
| Rushes/Net Yards | 36/164 | 31/133 |
| Net Passing | 303 | 196 |
| Pass Attempts/Completions | 40/27 | 25/11 |
| Held Intercepted | 1 | 0 |
| Sacked/Yards Lost | 2/16 | 2/4 |
| Punts/Average | 3/41.0 | 4/48.3 |
| Penalties/Yards | 8/85 | 8/80 |
| Fumbles/Lost | 1/0 | 2/1 |
| Possession Time | 39:46 | 24:25 |

GAME SUMMARIES



16

WEEK 5

Tennessee Titans 16, Indianapolis Colts 23
65,287 U Lucas Oil Stadium U Oct 8, 2023



23

| | | | | | | |
|--------------------|---|---|----|---|---|----|
| Tennessee Titans | 3 | 3 | 10 | 0 | — | 16 |
| Indianapolis Colts | 7 | 3 | 7 | 6 | — | 23 |

SCORING DRIVES

| TEAM | QTR | TIME | SCORING PLAY | TEN | IND |
|--------|-----|-------|--|-----|-----|
| Titans | 1 | 03:13 | N.Folk 27 yd. Field Goal (16-75, 8:31) | 3 | 0 |
| Colts | 1 | 00:41 | Z.Moss 56 yd. run (M.Gay kick) (5-75, 2:32) | 3 | 7 |
| Colts | 2 | 09:32 | M.Gay 43 yd. Field Goal (10-40, 5:06) | 3 | 10 |
| Titans | 2 | 04:39 | N.Folk 53 yd. Field Goal (10-48, 4:53) | 6 | 10 |
| Titans | 3 | 12:48 | T.Spears 19 yd. run (N.Folk kick) (4-75, 2:12) | 13 | 10 |
| Colts | 3 | 08:00 | Z.Moss 3 yd. run (M.Gay kick) (9-75, 4:48) | 13 | 17 |
| Titans | 3 | 02:02 | N.Folk 34 yd. Field Goal (11-59, 5:58) | 16 | 17 |
| Colts | 4 | 13:22 | M.Gay 35 yd. Field Goal (7-58, 3:40) | 16 | 20 |
| Colts | 4 | 01:00 | M.Gay 28 yd. Field Goal (14-84, 7:03) | 16 | 23 |

TENNESSEE TITANS

| PASSING | ATT | CP | YDS | SK/YD | TD | LG | INT | RTG |
|----------------|-----|----|-----|-------|----|----|-----|------|
| Ryan Tannehill | 34 | 23 | 264 | 1/5 | 0 | 36 | 1 | 78.6 |
| Derrick Henry | 1 | 0 | 0 | 0/0 | 0 | 0 | 0 | 39.6 |
| TOTAL | 35 | 23 | 264 | 1/5 | 0 | 36 | 1 | 76.4 |

| RUSHING | ATT | YDS | AVG | LG | TD |
|----------------|-----|-----|-----|-----|----|
| Derrick Henry | 13 | 43 | 3.3 | 8 | 0 |
| Tyjae Spears | 7 | 34 | 4.9 | 19t | 1 |
| Ryan Tannehill | 2 | 12 | 6.0 | 13 | 0 |
| TOTAL | 22 | 89 | 4.0 | 19T | 1 |

| RECEIVING | NO | YDS | AVG | LG | TD |
|-----------------------|----|-----|------|----|----|
| DeAndre Hopkins | 8 | 140 | 17.5 | 36 | 0 |
| Chig Okonkwo | 5 | 33 | 6.6 | 11 | 0 |
| Tyjae Spears | 4 | 35 | 8.8 | 14 | 0 |
| Derrick Henry | 3 | 19 | 6.3 | 13 | 0 |
| Trevon Wesco | 1 | 21 | 21.0 | 21 | 0 |
| Nick Westbrook-Ikhine | 1 | 9 | 9.0 | 9 | 0 |
| Josh Whyte | 1 | 7 | 7.0 | 7 | 0 |
| TOTAL | 23 | 264 | 11.5 | 36 | 0 |

| TOP DEFENSE | TOT | SOLO | AST | SCK | YDS | INT |
|-----------------|-----|------|-----|-----|-----|-----|
| Azeez Al-Shaair | 15 | 7 | 8 | 0.0 | 0.0 | 0 |
| Jack Gibbens | 10 | 7 | 3 | 0.0 | 0.0 | 0 |
| Kevin Byard | 9 | 3 | 6 | 0.0 | 0.0 | 0 |

| FIELD GOALS | FGM/FGA | PERCENT | RESULTS |
|-------------|---------|---------|---------------|
| Nick Folk | 3-3 | 100.0 | 27G, 53G, 34G |
| TOTAL | 3-3 | 100.0 | |

The Colts improved to 3-2 on the season following a 23-16 victory against the Tennessee Titans at Lucas Oil Stadium. It marks Indy's first win against Tennessee since Week 10 of 2020 and the team's first home win against the Titans since Week 11 of 2018. Following a Titans first quarter field goal, the Colts hit paydirt with Zack Moss's career-long 56-yard touchdown run. Both teams traded field goals in the second quarter as Indianapolis took a 10-6 lead at halftime. The Titans recorded their first touchdown of the game on their first possession of the second half when Tyjae Spears ran for a 19-yard score. Indianapolis responded with Moss's second touchdown of the game on the ensuing drive to regain a 17-13 advantage. Nick Folk hit a 34-yard field goal to bring Tennessee within one point, however Matt Gay split the uprights on 35 and 28-yard field goals in the fourth quarter to seal the victory. Moss established a single-game career-high with 165 rushing yards and two touchdowns while rookie Josh Downs led Colts receivers with six catches for 97 yards. Defensively, Zaire Franklin finished with 12 tackles and one pass defended while Julian Blackmon totaled five tackles and one interception.

INDIANAPOLIS COLTS

| PASSING | ATT | CP | YDS | SK/YD | TD | LG | INT | RTG |
|--------------------|-----|----|-----|-------|----|----|-----|-------|
| Gardner Minshew II | 14 | 11 | 155 | 0/0 | 0 | 27 | 0 | 112.8 |
| Anthony Richardson | 12 | 9 | 98 | 1/17 | 0 | 38 | 0 | 98.6 |
| TOTAL | 26 | 20 | 253 | 1/17 | 0 | 38 | 0 | 106.7 |

| RUSHING | ATT | YDS | AVG | LG | TD |
|--------------------|-----|-----|-----|-----|----|
| Zack Moss | 23 | 165 | 7.2 | 56t | 2 |
| Jonathan Taylor | 6 | 18 | 3.0 | 5 | 0 |
| Anthony Richardson | 2 | 5 | 2.5 | 4 | 0 |
| Isaiah McKenzie | 1 | 4 | 4.0 | 4 | 0 |
| Gardner Minshew II | 2 | 1 | 0.5 | 2 | 0 |
| TOTAL | 34 | 193 | 5.7 | 56T | 2 |

| RECEIVING | NO | YDS | AVG | LG | TD |
|---------------------|----|-----|------|----|----|
| Josh Downs | 6 | 97 | 16.2 | 38 | 0 |
| Michael Pittman Jr. | 5 | 52 | 10.4 | 27 | 0 |
| Zack Moss | 2 | 30 | 15.0 | 26 | 0 |
| Drew Ogletree | 2 | 16 | 8.0 | 13 | 0 |
| Kylen Granson | 2 | 15 | 7.5 | 9 | 0 |
| Mo Alie-Cox | 1 | 17 | 17.0 | 17 | 0 |
| Jonathan Taylor | 1 | 16 | 16.0 | 16 | 0 |
| Alec Pierce | 1 | 10 | 10.0 | 10 | 0 |
| TOTAL | 20 | 253 | 12.7 | 38 | 0 |

| TOP DEFENSE | TOT | SOLO | AST | SCK | YDS | INT |
|----------------|-----|------|-----|-----|-----|-----|
| Zaire Franklin | 12 | 7 | 5 | 0.0 | 0.0 | 0 |
| Kenny Moore II | 9 | 7 | 2 | 0.0 | 0.0 | 0 |
| E.J. Speed | 6 | 2 | 4 | 0.0 | 0.0 | 0 |

| FIELD GOALS | FGM/FGA | PERCENT | RESULTS |
|-------------|---------|---------|---------------|
| Matt Gay | 3-3 | 100.0 | 43G, 35G, 28G |
| TOTAL | 3-3 | 100.0 | |

TEAM STATISTICS

| | TITANS | COLTS |
|------------------------------|----------|----------|
| First Downs | 19 | 21 |
| 3rd-Down Eff. (Made/Att/Pct) | 5/12/42% | 8/13/62% |
| 4th-Down Eff. (Made/Att/Pct) | 1/2/50% | 0/1/0% |
| Total Net Yards | 348 | 429 |
| Total Plays | 58 | 61 |
| Yards Per Play | 6.0 | 7.0 |
| Rushes/Net Yards | 22/89 | 34/193 |
| Net Passing | 253 | 236 |
| Pass Attempts/Completions | 35/23 | 26/20 |
| Had Intercepted | 1 | 0 |
| Sacked/Yards Lost | 1/5 | 1/17 |
| Punts/Average | 1/43.0 | 1/50.0 |
| Penalties/Yards | 4/58 | 8/55 |
| Fumbles/Lost | 0/0 | 1/0 |
| Possession Time | 28:57 | 31:03 |



GAME SUMMARIES



20

WEEK 6

Indianapolis Colts 20, Jacksonville Jaguars 37
64,851 U EverBank Stadium U Oct 15, 2023



37

| | | | | | | |
|----------------------|---|----|----|----|---|----|
| Indianapolis Colts | 3 | 3 | 0 | 14 | — | 20 |
| Jacksonville Jaguars | 0 | 21 | 10 | 6 | — | 37 |

SCORING DRIVES

| TEAM | QTR | TIME | SCORING PLAY | IND | JAX |
|---------|-----|-------|--|-----|-----|
| Colts | 1 | 06:27 | M. Gay 28 yd. Field Goal (16-65, 8:33) | 3 | 0 |
| Jaguars | 2 | 14:17 | T. Etienne 2 yd. run (B. McManus kick) (13-75, 7:10) | 3 | 7 |
| Jaguars | 2 | 14:01 | T. Etienne 22 yd. run (B. McManus kick) (1-22, 0:09) | 3 | 14 |
| Jaguars | 2 | 01:40 | C. Kirk 29 yd. pass from T. Lawrence (B. McManus kick) (9-65, 2:59) | 3 | 21 |
| Colts | 2 | 00:05 | M. Gay 56 yd. Field Goal (9-37, 1:34) | 6 | 21 |
| Jaguars | 3 | 10:44 | B. McManus 48 yd. Field Goal (4-9, 1:47) | 6 | 24 |
| Jaguars | 3 | 03:51 | B. Strange 10 yd. pass from T. Lawrence (B. McManus kick) (9-69, 4:42) | 6 | 31 |
| Colts | 4 | 14:14 | J. Downs 2 yd. pass from G. Minshew (M. Gay kick) (12-75, 4:37) | 13 | 31 |
| Colts | 4 | 07:14 | Z. Moss 3 yd. run (M. Gay kick) (4-72, 1:28) | 20 | 31 |
| Jaguars | 4 | 04:50 | B. McManus 49 yd. Field Goal (4-6, 2:24) | 20 | 34 |
| Jaguars | 4 | 03:00 | B. McManus 51 yd. Field Goal (4-14, 0:19) | 20 | 37 |

INDIANAPOLIS COLTS

| PASSING | ATT | CP | YDS | SK/YD | TD | LG | INT | RTG |
|--------------------|-----------|-----------|------------|-------------|----------|-----------|----------|-------------|
| Gardner Minshew II | 55 | 33 | 329 | 3/19 | 1 | 45 | 3 | 60.3 |
| TOTAL | 55 | 33 | 329 | 3/19 | 1 | 45 | 3 | 60.3 |

| RUSHING | ATT | YDS | AVG | LG | TD |
|--------------------|-----------|-----------|------------|----------|----------|
| Zack Moss | 7 | 21 | 3.0 | 9 | 1 |
| Jonathan Taylor | 8 | 19 | 2.4 | 5 | 0 |
| Gardner Minshew II | 2 | 4 | 2.0 | 2 | 0 |
| TOTAL | 17 | 44 | 2.6 | 9 | 1 |

| RECEIVING | NO | YDS | AVG | LG | TD |
|---------------------|-----------|------------|-------------|-----------|----------|
| Michael Pittman Jr. | 9 | 109 | 12.1 | 40 | 0 |
| Zack Moss | 6 | 38 | 6.3 | 16 | 0 |
| Jonathan Taylor | 5 | 46 | 9.2 | 40 | 0 |
| Josh Downs | 5 | 21 | 4.2 | 9 | 1 |
| Kylen Granson | 3 | 67 | 22.3 | 45 | 0 |
| Alec Pierce | 3 | 25 | 8.3 | 14 | 0 |
| Isaiah McKenzie | 2 | 23 | 11.5 | 12 | 0 |
| TOTAL | 33 | 329 | 10.0 | 45 | 1 |

| TOP DEFENSE | TOT | SOLO | AST | SCK | YDS | INT |
|-------------------|-----|------|-----|-----|-----|-----|
| Zaire Franklin | 8 | 6 | 2 | 0.0 | 0.0 | 0 |
| JuJu Brents | 7 | 5 | 2 | 0.0 | 0.0 | 1 |
| Shaquille Leonard | 7 | 5 | 2 | 0.0 | 0.0 | 0 |

| FIELD GOALS | FGM/FGA | PERCENT | RESULTS |
|--------------|------------|--------------|----------|
| Matt Gay | 2-2 | 100.0 | 28G, 56G |
| TOTAL | 2-2 | 100.0 | |

The Colts were defeated by the Jacksonville Jaguars, 37-20, at EverBank Stadium falling to 3-3 on the year. Indy took a 3-0 lead in the first quarter prior to Jacksonville scoring three consecutive touchdowns, two of which included scoring runs from Travis Etienne. Matt Gay connected on his second field goal of the game with six seconds remaining in the second quarter to cut the Jaguars lead to 21-6. Jacksonville added a field goal and a touchdown in the third quarter to take a 25-point lead. The Colts responded with a Josh Downs two-yard touchdown followed by a three-yard Zack Moss scoring run, but Indianapolis could not make up the difference. Gardner Minshew completed 53-of-55 passes for 329 yards, one touchdown, and four interceptions for a 60.3 passer rating. Michael Pittman Jr. led the team in receiving with nine catches for 109 yards while Moss led the team with 21 rushing yards. Defensively, Zaire Franklin led the team with eight tackles while rookie cornerback JuJu Brents totaled seven tackles and his first career interception.

JACKSONVILLE JAGUARS

| PASSING | ATT | CP | YDS | SK/YD | TD | LG | INT | RTG |
|-----------------|-----------|-----------|------------|-------------|----------|------------|----------|-------------|
| Trevor Lawrence | 30 | 20 | 181 | 3/33 | 2 | 29t | 1 | 91.1 |
| TOTAL | 30 | 20 | 181 | 3/33 | 2 | 29T | 1 | 91.1 |

| RUSHING | ATT | YDS | AVG | LG | TD |
|--------------------|-----------|-----------|------------|------------|----------|
| Travis Etienne Jr. | 18 | 55 | 3.1 | 22t | 2 |
| D'Ernest Johnson | 1 | 19 | 19.0 | 19 | 0 |
| Trevor Lawrence | 3 | 15 | 5.0 | 8 | 0 |
| Tank Bigsby | 3 | 2 | 0.7 | 3 | 0 |
| C. J. Beathard | 3 | -2 | -0.7 | 0 | 0 |
| Calvin Ridley | 1 | -4 | -4.0 | 0 | 0 |
| TOTAL | 29 | 85 | 2.9 | 22T | 2 |

| RECEIVING | NO | YDS | AVG | LG | TD |
|--------------------|-----------|------------|------------|------------|----------|
| Evan Engram | 7 | 41 | 5.9 | 19 | 0 |
| Calvin Ridley | 4 | 30 | 7.5 | 10 | 0 |
| Christian Kirk | 3 | 49 | 16.3 | 29t | 1 |
| Travis Etienne Jr. | 3 | 28 | 9.3 | 13 | 0 |
| Brenton Strange | 2 | 27 | 13.5 | 17 | 1 |
| Tank Bigsby | 1 | 6 | 6.0 | 6 | 0 |
| TOTAL | 20 | 181 | 9.1 | 29T | 2 |

| TOP DEFENSE | TOT | SOLO | AST | SCK | YDS | INT |
|------------------|-----|------|-----|-----|-----|-----|
| Foyesade Oluokun | 15 | 10 | 5 | 0.0 | 0.0 | 0 |
| Devin Lloyd | 9 | 7 | 2 | 0.0 | 0.0 | 0 |
| Rayshawn Jenkins | 8 | 3 | 5 | 0.0 | 0.0 | 1 |

| FIELD GOALS | FGM/FGA | PERCENT | RESULTS |
|-----------------|------------|--------------|---------------|
| Brandon McManus | 3-3 | 100.0 | 48G, 49G, 51G |
| TOTAL | 3-3 | 100.0 | |

TEAM STATISTICS

| | COLTS | JAGUARS |
|------------------------------|----------|----------|
| First Downs | 18 | 17 |
| 3rd-Down Eff. (Made/Att/Pct) | 6/17/35% | 4/14/29% |
| 4th-Down Eff. (Made/Att/Pct) | 3/6/50% | 1/1/100% |
| Total Net Yards | 354 | 233 |
| Total Plays | 75 | 62 |
| Yards Per Play | 4.7 | 3.8 |
| Rushes/Net Yards | 17/44 | 29/85 |
| Net Passing | 310 | 148 |
| Pass Attempts/Completions | 55/33 | 30/20 |
| Had Intercepted | 3 | 1 |
| Sacked/Yards Lost | 3/19 | 3/33 |
| Punts/Average | 3/47.7 | 4/50.8 |
| Penalties/Yards | 6/46 | 5/25 |
| Fumbles/Lost | 1/1 | 0/0 |
| Possession Time | 31:19 | 28:41 |

GAME SUMMARIES



39

WEEK 7

Cleveland Browns 39, Indianapolis Colts 38
65,552 U Lucas Oil Stadium U Oct 22, 2023



38

| | | | | | | |
|--------------------|----|----|---|----|---|----|
| Cleveland Browns | 7 | 20 | 3 | 9 | — | 39 |
| Indianapolis Colts | 14 | 7 | 7 | 10 | — | 38 |

SCORING DRIVES

| TEAM | QTR | TIME | SCORING PLAY | CLE | IND |
|--------|-----|-------|--|-----|-----|
| Browns | 1 | 14:03 | J.Ford 69 yd. run (D.Hopkins kick) (3-77, 0:57) | 7 | 0 |
| Colts | 1 | 11:38 | J.Downs 59 yd. pass from G.Minshew (M.Gay kick) (6-75, 2:25) | 7 | 6 |
| Colts | 1 | 04:28 | G.Minshew 17 yd. run (M.Gay kick) (6-57, 2:21) | 7 | 14 |
| Browns | 2 | 14:22 | K.Hunt 2 yd. run (D.Hopkins kick) (5-36, 2:05) | 14 | 14 |
| Browns | 2 | 08:39 | D.Hopkins 44 yd. Field Goal (4-0, 1:31) | 17 | 14 |
| Colts | 2 | 03:51 | G.Minshew 4 yd. run (M.Gay kick) (8-75, 4:47) | 17 | 21 |
| Browns | 2 | 01:42 | T.Fields fumble recovery in end zone (D.Hopkins kick) | 24 | 21 |
| Browns | 2 | 00:00 | D.Hopkins 54 yd. Field Goal (7-34, 1:17) | 27 | 21 |
| Browns | 3 | 09:23 | D.Hopkins 54 yd. Field Goal (4-6, 0:53) | 30 | 21 |
| Colts | 3 | 05:11 | J.Taylor 5 yd. run (M.Gay kick) (8-75, 4:12) | 30 | 28 |
| Colts | 4 | 14:09 | M.Gay 27 yd. Field Goal (7-41, 3:09) | 30 | 31 |
| Browns | 4 | 06:33 | D.Hopkins 58 yd. Field Goal (6-17, 2:29) | 33 | 31 |
| Colts | 4 | 05:38 | M.Pittman 75 yd. pass from G.Minshew (M.Gay kick) (2-75, 0:55) | 33 | 38 |
| Browns | 4 | 00:15 | K.Hunt 1 yd. run (run failed) (12-80, 2:20) | 39 | 38 |

CLEVELAND BROWNS

| PASSING | ATT | CP | YDS | SK/YD | TD | LG | INT | RTG |
|-----------------|-----------|-----------|------------|-------------|----------|-----------|----------|-------------|
| P.J. Walker | 32 | 15 | 178 | 2/17 | 0 | 30 | 1 | 51.3 |
| Breshawn Watson | 5 | 1 | 5 | 0/0 | 0 | 5 | 1 | 0.0 |
| TOTAL | 37 | 16 | 183 | 2/17 | 0 | 30 | 2 | 36.2 |

| RUSHING | ATT | YDS | AVG | LG | TD |
|-------------------|-----------|------------|------------|------------|----------|
| Jerome Ford | 11 | 74 | 6.7 | 69t | 1 |
| Kareem Hunt | 10 | 31 | 3.1 | 11 | 2 |
| Pierre Strong Jr. | 8 | 25 | 3.1 | 13 | 0 |
| Marquise Goodwin | 1 | 17 | 17.0 | 17 | 0 |
| P.J. Walker | 3 | 3 | 1.0 | 4 | 0 |
| TOTAL | 33 | 150 | 4.5 | 69T | 3 |

| RECEIVING | NO | YDS | AVG | LG | TD |
|-----------------------|-----------|------------|-------------|-----------|----------|
| David Njoku | 5 | 54 | 10.8 | 26 | 0 |
| Elijah Moore | 4 | 59 | 14.8 | 30 | 0 |
| Amari Cooper | 2 | 22 | 11.0 | 13 | 0 |
| Donovan Peoples-Jones | 2 | 22 | 11.0 | 17 | 0 |
| Jerome Ford | 2 | 20 | 10.0 | 12 | 0 |
| Marquise Goodwin | 1 | 6 | 6.0 | 6 | 0 |
| TOTAL | 16 | 183 | 11.4 | 30 | 0 |

| TOP DEFENSE | TOT | SOLO | AST | SCK | YDS | INT |
|--------------------|-----|------|-----|-----|------|-----|
| Grant Delpit | 10 | 7 | 3 | 0.0 | 0.0 | 0 |
| Myles Garrett | 9 | 7 | 2 | 2.0 | 12.0 | 0 |
| Anthony Walker Jr. | 8 | 2 | 6 | 0.0 | 0.0 | 0 |

| FIELD GOALS | FGM/FGA | PERCENT | RESULTS |
|----------------|------------|--------------|--------------------|
| Dustin Hopkins | 4-4 | 100.0 | 44G, 54G, 54G, 59G |
| TOTAL | 4-4 | 100.0 | |

Indianapolis fell to 3-4 after being defeated by the Cleveland Browns, 39-38, at Lucas Oil Stadium. Following a Browns touchdown on their opening offensive possession, the Colts responded with a Josh Downs 59-yard touchdown reception. Gardner Minshew tackled on his first of two rushing touchdowns with 4:28 remaining in the opening stanza to give Indy a 14-7 advantage. Cleveland outscored the Colts in the second quarter, 20-7, on a Kareem Hunt two-yard touchdown run, a sack-fumble recovery in the end zone, and two Dustin Hopkins field goals. Hopkins notched his second of three 50-plus yard field goals in the third quarter before Jonathan Taylor notched his first rushing touchdown of the season on a five-yard carry for Indy. Both teams traded field goals before Michael Pittman Jr. gave the Colts a 38-33 lead with a 75-yard touchdown catch. On Cleveland's last drive of the game, the Browns moved the ball 80 yards in 12 plays and scored on Kareem Hunt's 4th- and 1-rushing attempt from the one-yard line to clinch the victory. Minshew completed 15-of-23 passes for 305 yards, two touchdowns, and one interception for a 119.4 passer rating. Taylor led the Indianapolis in rushing with 75 yards and one score while Downs contributed with five receptions for 125 yards and one touchdown. Defensively, Zaire Franklin led the team with 11 tackles while Julian Blackmon posted five stops and one interception.

INDIANAPOLIS COLTS

| PASSING | ATT | CP | YDS | SK/YD | TD | LG | INT | RTG |
|--------------------|-----------|-----------|------------|-------------|----------|------------|----------|--------------|
| Gardner Minshew II | 23 | 15 | 305 | 4/17 | 2 | 75t | 1 | 119.4 |
| TOTAL | 23 | 15 | 305 | 4/17 | 2 | 75T | 1 | 119.4 |

| RUSHING | ATT | YDS | AVG | LG | TD |
|--------------------|-----------|------------|------------|-----------|----------|
| Jonathan Taylor | 18 | 75 | 4.2 | 24 | 1 |
| Zack Moss | 18 | 57 | 3.2 | 21 | 0 |
| Gardner Minshew II | 3 | 29 | 9.7 | 17t | 2 |
| Isaiah McKenzie | 1 | 7 | 7.0 | 7 | 0 |
| TOTAL | 40 | 168 | 4.2 | 24 | 3 |

| RECEIVING | NO | YDS | AVG | LG | TD |
|---------------------|-----------|------------|-------------|------------|----------|
| Josh Downs | 5 | 125 | 25.0 | 59t | 1 |
| Alec Pierce | 3 | 53 | 17.7 | 32 | 0 |
| Jonathan Taylor | 3 | 45 | 15.0 | 20 | 0 |
| Michael Pittman Jr. | 2 | 83 | 41.5 | 75t | 1 |
| Zack Moss | 1 | 5 | 5.0 | 5 | 0 |
| Mo Alie-Cox | 1 | -6 | -6.0 | -6 | 0 |
| TOTAL | 15 | 305 | 20.3 | 75T | 2 |

| TOP DEFENSE | TOT | SOLO | AST | SCK | YDS | INT |
|-------------------|-----|------|-----|-----|------|-----|
| Zaire Franklin | 11 | 9 | 2 | 0.0 | 0.0 | 0 |
| Kenny Moore II | 10 | 7 | 3 | 1.5 | 13.0 | 0 |
| Shaquille Leonard | 7 | 3 | 4 | 0.0 | 0.0 | 0 |

| FIELD GOALS | FGM/FGA | PERCENT | RESULTS |
|--------------|------------|-------------|----------|
| Matt Gay | 1-2 | 50.0 | 60B, 27G |
| TOTAL | 1-2 | 50.0 | |

TEAM STATISTICS

| | BROWNS | COLTS |
|------------------------------|----------|----------|
| First Downs | 18 | 20 |
| 3rd-Down Eff. (Made/Att/Pct) | 4/16/25% | 7/15/47% |
| 4th-Down Eff. (Made/Att/Pct) | 1/2/50% | 0/0/0% |
| Total Net Yards | 316 | 456 |
| Total Plays | 72 | 67 |
| Yards Per Play | 4.4 | 6.8 |
| Rushes/Net Yards | 33/150 | 40/168 |
| Net Passing | 166 | 288 |
| Pass Attempts/Completions | 37/16 | 23/15 |
| Had Intercepted | 2 | 1 |
| Sacked/Yards Lost | 2/17 | 4/17 |
| Punts/Average | 5/54.4 | 5/52.0 |
| Penalties/Yards | 4/20 | 8/67 |
| Fumbles/Lost | 1/0 | 4/3 |
| Possession Time | 27:29 | 32:31 |

GAME SUMMARY - LAST TIME WE PLAYED THE SAINTS



7

2019 WEEK 15
Indianapolis Colts 7, New Orleans Saints 34
73,053 **Mercedes-Benz Superdome** **Dec 16, 2019**



34

| | | | | | | |
|--------------------------|---|----|----|---|---|----|
| Indianapolis Colts | 0 | 0 | 0 | 7 | — | 7 |
| New Orleans Saints | 3 | 17 | 14 | 0 | — | 34 |

SCORING DRIVES

| TEAM | QTR | TIME | SCORING PLAY | IND | NO |
|--------|-----|-------|---|-----|----|
| Saints | 1 | 07:28 | W.Lutz 33 yd. Field Goal (6-18, 3:35) | 0 | 3 |
| Saints | 2 | 12:37 | M.Thomas 15 yd. pass from D.Brees (W.Lutz kick) (12-90, 6:17) | 0 | 10 |
| Saints | 2 | 06:11 | T.Smith 21 yd. pass from D.Brees (W.Lutz kick) (10-85, 6:09) | 0 | 17 |
| Saints | 2 | 00:00 | W.Lutz 26 yd. Field Goal (10-80, 3:02) | 0 | 20 |
| Saints | 3 | 07:08 | J.Hill 5 yd. pass from D.Brees (W.Lutz kick) (12-75, 7:52) | 0 | 27 |
| Saints | 3 | 00:35 | T.Hill 28 yd. pass from D.Brees (W.Lutz kick) (3-51, 1:23) | 0 | 34 |
| Colts | 4 | 03:56 | J.Wilkins 1 yd. run (C.McLaughlin kick) (11-80, 3:21) | 7 | 34 |

INDIANAPOLIS COLTS

| PASSING | ATT | CP | YDS | SK/YD | TD | LG | INT | RTG |
|-----------------|-----------|-----------|------------|------------|----------|-----------|----------|-------------|
| Jacoby Brissett | 34 | 18 | 165 | 1/6 | 0 | 24 | 0 | 66.4 |
| TOTAL | 34 | 18 | 165 | 1/6 | 0 | 24 | 0 | 66.4 |

| RUSHING | ATT | YDS | AVG | LG | TD |
|-----------------|-----------|-----------|------------|----------|----------|
| Marlon Mack | 11 | 19 | 1.7 | 7 | 0 |
| Jordan Wilkins | 3 | 10 | 3.3 | 5 | 1 |
| Nyheim Hines | 2 | 10 | 5.0 | 5 | 0 |
| Jacoby Brissett | 1 | 7 | 7.0 | 7 | 0 |
| TOTAL | 17 | 46 | 2.7 | 7 | 1 |

| RECEIVING | NO | YDS | AVG | LG | TD |
|-----------------|-----------|------------|------------|-----------|----------|
| Zach Pascal | 4 | 44 | 11.0 | 24 | 0 |
| T.Y. Hilton | 4 | 25 | 6.3 | 11 | 0 |
| Marcus Johnson | 2 | 37 | 18.5 | 20 | 0 |
| Dontrelle Inman | 2 | 25 | 12.5 | 22 | 0 |
| Jack Doyle | 2 | 21 | 10.5 | 11 | 0 |
| Nyheim Hines | 2 | 2 | 1.0 | 1 | 0 |
| Jordan Wilkins | 1 | 7 | 7.0 | 7 | 0 |
| Ashton Dulin | 1 | 4 | 4.0 | 4 | 0 |
| TOTAL | 18 | 165 | 9.2 | 24 | 0 |

| TOP DEFENSE | TOT | SOLO | AST | SCK | YDS | INT |
|-------------------|-----|------|-----|-----|-----|-----|
| Shaquille Leonard | 12 | 6 | 6 | 0.0 | 0.0 | 0 |
| Rock Ya-Sin | 10 | 8 | 2 | 0.0 | 0.0 | 0 |
| Khari Willis | 10 | 6 | 4 | 0.0 | 0.0 | 0 |

| FIELD GOALS | FGM/FGA | PERCENT | RESULTS |
|----------------|---------|---------|---------|
| No Field Goals | | | |

NEW ORLEANS SAINTS

| PASSING | ATT | CP | YDS | SK/YD | TD | LG | INT | RTG |
|--------------|-----------|-----------|------------|------------|----------|------------|----------|--------------|
| Drew Brees | 30 | 29 | 307 | 0/0 | 4 | 28t | 0 | 148.9 |
| TOTAL | 30 | 29 | 307 | 0/0 | 4 | 28t | 0 | 148.9 |

| RUSHING | ATT | YDS | AVG | LG | TD |
|-------------------|-----------|------------|------------|-----------|----------|
| Alvin Kamara | 14 | 66 | 4.7 | 15 | 0 |
| Latavius Murray | 9 | 29 | 3.2 | 8 | 0 |
| Dwayne Washington | 3 | 20 | 6.7 | 12 | 0 |
| Zach Line | 2 | 4 | 2.0 | 3 | 0 |
| Taysom Hill | 2 | 1 | 0.5 | 5 | 0 |
| Teddy Bridgewater | 3 | -3 | -1.0 | -1 | 0 |
| TOTAL | 33 | 117 | 3.5 | 15 | 0 |

| RECEIVING | NO | YDS | AVG | LG | TD |
|-----------------|-----------|------------|-------------|------------|----------|
| Michael Thomas | 12 | 128 | 10.7 | 24 | 1 |
| Alvin Kamara | 5 | 23 | 4.6 | 7 | 0 |
| Jared Cook | 4 | 54 | 13.5 | 20 | 0 |
| Taysom Hill | 2 | 42 | 21.0 | 28t | 1 |
| Latavius Murray | 2 | 20 | 10.0 | 10 | 0 |
| TreQuan Smith | 1 | 21 | 21.0 | 21t | 1 |
| Ted Ginn Jr. | 1 | 13 | 13.0 | 13 | 0 |
| Josh Hill | 1 | 5 | 5.0 | 5t | 1 |
| Deonte Harty | 1 | 1 | 1.0 | 1 | 0 |
| TOTAL | 29 | 307 | 10.6 | 28t | 4 |

| TOP DEFENSE | TOT | SOLO | AST | SCK | YDS | INT |
|----------------------|-----|------|-----|-----|-----|-----|
| C.J. Gardner-Johnson | 8 | 6 | 2 | 0.0 | 0.0 | 0 |
| Eli Apple | 6 | 5 | 1 | 0.0 | 0.0 | 0 |
| A.J. Klein | 6 | 1 | 5 | 0.5 | 3.0 | 0 |

| FIELD GOALS | FGM/FGA | PERCENT | RESULTS |
|--------------|------------|--------------|----------|
| Wil Lutz | 2-2 | 100.0 | (33, 26) |
| TOTAL | 2-2 | 100.0 | |

TEAM STATISTICS

| | COLTS | SAINTS |
|------------------------------|----------|---------|
| First Downs | 16 | 27 |
| 3rd-Down Eff. (Made/Att/Pct) | 3/12/25% | 5/9/56% |
| 4th-Down Eff. (Made/Att/Pct) | 1/2/50% | 0/0/0% |
| Total Net Yards | 205 | 424 |
| Total Plays | 52 | 63 |
| Yards Per Play | 3.9 | 6.7 |
| Rushes/Net Yards | 17/46 | 33/117 |
| Net Passing | 159 | 307 |
| Pass Attempts/Completions | 34/18 | 30/29 |
| Had Intercepted | 0 | 0 |
| Sacked/Yards Lost | 1/6 | 0/0 |
| Punts/Average | 6/37.0 | 2/43.5 |
| Penalties/Yards | 7/49 | 6/52 |
| Fumbles/Lost | 0/0 | 0/0 |
| Possession Time | 23:38 | 36:22 |



GAME SUMMARY - LAST TIME WE PLAYED THE SAINTS



RECORDS

WIDE RECEIVER





SERVICE

MOST GAMES PLAYED

| | |
|-----|--------------------------|
| 211 | Reggie Wayne, 2001-14 |
| 208 | Peyton Manning, 1998-10 |
| 206 | John Unitas, 1956-72 |
| 205 | Adam Vinatieri, 2006-19 |
| 198 | Eugene Daniel, 1984-96 |
| 197 | Rohn Stark, 1982-94 |
| 197 | Jeff Saturday, 1999-11 |
| 192 | Justin Snow, 2000-11 |
| 192 | Robert Mathis, 2003-16 |
| 190 | Marvin Harrison, 1996-08 |
| 184 | David Lee, 1966-78 |
| 184 | Ray Donaldson, 1980-92 |

MOST CONSECUTIVE GAMES PLAYED

| | |
|-----|-------------------------|
| 208 | Peyton Manning, 1998-10 |
| 192 | Justin Snow, 2000-11 |
| 189 | Reggie Wayne, 2001-13 |
| 160 | Hunter Smith, 1999-08 |
| 155 | Jerry Logan, 1963-72 |

MOST SEASONS

| | |
|----|-------------------------------|
| 17 | John Unitas, 1956-72 |
| 14 | Peyton Manning, 1998-11 |
| 14 | Reggie Wayne, 2001-14 |
| 14 | Robert Mathis, 2003-16 |
| 14 | Adam Vinatieri, 2006-19 |
| 13 | Gino Marchetti, 1953-64, 1966 |
| 13 | Raymond Berry, 1955-67 |
| 13 | Dick Szymanski, 1955, 1957-68 |
| 13 | David Lee, 1966-78 |
| 13 | Ray Donaldson, 1980-92 |
| 13 | Rohn Stark, 1982-94 |
| 13 | Eugene Daniel, 1984-96 |
| 13 | Marvin Harrison, 1996-08 |
| 13 | Jeff Saturday, 1999-11 |

SCORING

SCORING

MOST CONSECUTIVE GAMES SCORING

| | |
|-----|------------------------------------|
| 130 | Adam Vinatieri, G1-2006/G16-2014 |
| 118 | Mike Vanderjagt, G10-1998/G16-2005 |
| 58 | Lou Michaels, G13-1965/G14-1969 |
| 55 | Steve Myhra, G8-1957/G14-1961 |
| 55 | Dean Biasucci, G11-1987/G2-1991 |

MOST CONSECUTIVE GAMES SCORING (ROOKIE)

| | |
|----|--------------------------------------|
| 16 | Rodrigo Blankenship, G1-16, 2020 |
| 14 | Jim O'Brien, G1-14, 1970 |
| 11 | Raul Allegre, G1-11, 1983 |
| 10 | Buck McPhail, G1-10, 1953 |
| 7 | Curtis Dickey, G7-13, 1980 |
| 5 | Alan Ameche, G1-5, 1955 |
| 5 | Steve Myhra, G8-12, 1957 |
| 5 | Jonathan Taylor, G12-16, 2020 |

MOST SEASONS LEADING TEAM

| | |
|----|----------------------------------|
| 12 | Adam Vinatieri, 2006-08, 2010-18 |
| 9 | Dean Biasucci, 1986-94 |
| 8 | Mike Vanderjagt, 1998-05 |
| 5 | Lenny Moore, 1956-58, 1960, 1964 |
| 4 | Lou Michaels, 1965-68 |
| 4 | Toni Linhart, 1974, 1976-78 |

MOST CONSECUTIVE SEASONS LEADING TEAM

| | |
|----|--------------------------|
| 10 | Adam Vinatieri, 2010-19 |
| 9 | Dean Biasucci, 1986-94 |
| 8 | Mike Vanderjagt, 1998-05 |
| 4 | Lou Michaels, 1965-68 |
| 3 | Lenny Moore, 1956-58 |
| 3 | Jim O'Brien, 1970-72 |
| 3 | Toni Linhart, 1976-78 |
| 3 | Raul Allegre, 1983-85 |

3 Adam Vinatieri, 2006-08

POINTS

MOST POINTS (GAME)

| | |
|----|--|
| 30 | Jonathan Taylor at Buf, Nov. 21, 2021 |
| 24 | Lenny Moore vs. Chi, Oct. 4, 1958 |
| 24 | Lenny Moore vs. L.A. Rams, Oct. 16, 1960 |
| 24 | Lenny Moore vs. Min, Oct. 1, 1961 |
| 24 | Lydell Mitchell vs. Buf, Oct. 12, 1975 |
| 24 | Eric Dickerson vs. Den, Oct. 31, 1988 |
| 24 | Joseph Addai vs. Phi, Nov. 26, 2006 |

MOST POINTS (ROOKIE-GAME)

| | |
|----|--|
| 24 | Joseph Addai vs. Phi, Nov. 26, 2006 |
| 18 | Billy Vessels vs. L.A. Rams, Nov. 25, 1956 |
| 18 | Marshall Faulk vs. Hou, Sept. 4, 1994 |
| 18 | Marvin Harrison at K.C., Dec. 15, 1996 |
| 18 | Edgerrin James at Phi, Nov. 21, 1999 |
| 18 | Edgerrin James at Cle, Dec. 26, 1999 |

MOST KICK-SCORING POINTS (GAME)

| | |
|----|--|
| 18 | Chase McLaughlin at MIN, Dec. 17, 2022 |
| 18 | Lou Michaels vs. S.F., Sept. 25, 1966 |
| 17 | Lou Michaels vs. Stl, Oct. 12, 1964 |
| 17 | Cary Blanchard at Buf, Sept. 21, 1997 |
| 17 | Mike Vanderjagt vs. Den, Jan. 6, 2002 |
| 17 | Mike Vanderjagt at Ten, Dec. 7, 2003 |
| 17 | Adam Vinatieri vs. Chi, Oct. 9, 2016 |

MOST POINTS (SEASON)

| | |
|-----|---------------------------|
| 157 | Mike Vanderjagt, 2003 |
| 145 | Mike Vanderjagt, 1999 |
| 140 | Adam Vinatieri, 2014 |
| 140 | Adam Vinatieri, 2013 |
| 139 | Rodrigo Blankenship, 2020 |
| 135 | Cary Blanchard, 1996 |
| 129 | Adam Vinatieri, 2010 |
| 125 | Mike Vanderjagt, 2001 |
| 125 | Adam Vinatieri, 2016 |
| 121 | Mike Vanderjagt, 2000 |
| 121 | Mike Vanderjagt, 2005 |

MOST POINTS (ROOKIE)

| | |
|-----|---------------------------|
| 139 | Rodrigo Blankenship, 2020 |
| 112 | Raul Allegre, 1983 |
| 104 | Mike Vanderjagt, 1998 |
| 102 | Edgerrin James, 1999 |
| 93 | Jim O'Brien, 1970 |
| 78 | Curtis Dickey, 1980 |

MOST NON KICK-SCORING POINTS (SEASON)

| | |
|-----|------------------------------|
| 120 | Lenny Moore, 1964 |
| 120 | Jonathan Taylor, 2021 |
| 110 | Edgerrin James, 2000 |
| 102 | Edgerrin James, 1999 |
| 92 | Joseph Addai, 2007 |

MOST SEASONS 100+ POINTS

| | |
|----|--|
| 11 | Adam Vinatieri, 2006-08, 2010, 2012-18 |
| 8 | Mike Vanderjagt, 1998-05 |
| 4 | Lou Michaels, 1964-65, 1967-68 |
| 2 | Cary Blanchard, 1996-97 |
| 2 | Edgerrin James, 1999-00 |
| 1 | Allegre/Biasucci/Linhart/Martin/Moore/Blankenship/ Taylor/ McLaughlin |

MOST CONSECUTIVE SEASONS 100+ POINTS

| | |
|---|--------------------------------|
| 8 | Mike Vanderjagt, 1998-05 |
| 7 | Adam Vinatieri, 2012-18 |
| 3 | Adam Vinatieri, 2006-08 |
| 2 | Lou Michaels, 1964-65, 1967-68 |
| 2 | Cary Blanchard, 1996-97 |
| 2 | Edgerrin James, 1999-00 |

MOST POINTS (CAREER)

| | |
|-------|------------------------------|
| 1,515 | Adam Vinatieri, 2006-19 |
| 995 | Mike Vanderjagt, 1998-05 |
| 783 | Dean Biasucci, 1984, 1986-94 |
| 778 | Marvin Harrison, 1996-08 |
| 678 | Lenny Moore, 1956-67 |





TOUCHDOWNS

GAME

MOST (GAME)

| | |
|---|--|
| 5 | Jonathan Taylor at Buf, Nov. 21, 2021 |
| 4 | Lenny Moore vs. Chi, Oct. 4, 1958 |
| 4 | Lenny Moore vs. L.A. Rams, Oct. 16, 1960 |
| 4 | Lenny Moore vs. Min, Oct. 1, 1961 |
| 4 | Lydell Mitchell vs. Buf, Oct. 12, 1975 |
| 4 | Eric Dickerson vs. Den, Oct. 31, 1988 |
| 4 | Joseph Addai vs. Phi, Nov. 26, 2006 |

MOST (ROOKIE-GAME)

| | |
|---|--|
| 4 | Joseph Addai vs. Phi, Nov. 26, 2006 |
| 3 | Billy Vessels vs. L.A. Rams, Nov. 25, 1956 |
| 3 | Marshall Faulk vs. Hou, Sept. 4, 1994 |
| 3 | Marvin Harrison at K.C., Dec. 15, 1996 |
| 3 | Edgerrin James at Phi, Nov. 21, 1999 |
| 3 | Edgerrin James at Cle, Dec. 26, 1999 |

MOST CONSECUTIVE GAMES SCORING TD

| | |
|----|---|
| 18 | Lenny Moore, G7-9-1963, G1-1964/G1-1965 |
| 11 | Lydell Mitchell, G6-1975/G2-1976 |

11 **Jonathan Taylor, G4-15, 2021**

| | |
|---|--------------------------------|
| 8 | Edgerrin James, G3-10, 2005 |
| 7 | Raymond Berry, G8-1959/G2-1960 |
| 7 | Curtis Dickey, G7-13, 1980 |

MOST CONSECUTIVE GAMES SCORING TD (ROOKIE)

| | |
|---|----------------------------|
| 7 | Curtis Dickey, G7-13, 1980 |
| 5 | Alan Ameche, G1-5, 1955 |

5 **Jonathan Taylor, G12-16, 2020**

| | |
|---|-----------------------------|
| 4 | Lenny Moore, G3-6, 1956 |
| 4 | Marshall Faulk, G8-11, 1994 |
| 4 | James Munfro, G11-14, 2002 |

SEASON

MOST (SEASON)

| | |
|----|------------------------------|
| 20 | Lenny Moore, 1964 |
| 18 | Edgerrin James, 2000 |
| 18 | Jonathan Taylor, 2021 |
| 17 | Edgerrin James, 1999 |
| 15 | Lenny Moore, 1961 |
| 15 | Lydell Mitchell, 1975 |
| 15 | Eric Dickerson, 1988 |
| 15 | Marvin Harrison, 2001 |
| 15 | Marvin Harrison, 2004 |
| 15 | Joseph Addai, 2007 |

MOST SEASONS LEADING TEAM

| | |
|---|--|
| 6 | Lenny Moore, 1956-58, 1960-61, 1964 |
| 5 | Marvin Harrison, 1996, 2001-02, 2004, 2006 |
| 4 | Marshall Faulk, 1994-95, 1997-98 |
| 4 | Edgerrin James, 1999-00, 2003, 2005 |
| 3 | Tom Matte, 1967-69 |
| 3 | Curtis Dickey, 1980-81, 1983 |

MOST CONSECUTIVE SEASONS LEADING TEAM

| | |
|---|----------------------|
| 3 | Lenny Moore, 1956-58 |
| 3 | Tom Matte, 1967-69 |

MOST 10+ TD SEASONS

| | |
|---|--|
| 8 | Marvin Harrison, 1999-06 |
| 5 | Lenny Moore, 1957-58, 1960-61, 1964 |
| 4 | Edgerrin James, 1999-00, 2003, 2005 |
| 3 | Tom Matte, 1967-69 |
| 3 | Marshall Faulk, 1994-95, 1998 |
| 3 | Reggie Wayne, 2004, 2007, 2009 |
| 2 | Addai/Berry/Clark/Dickey/McCauley/Orr/Taylor |
| 1 | Bulaich/Carr/Dickerson/Mitchell/Rhodes/Stokley/Ebron |

MOST CONSECUTIVE 10+ TD SEASONS

| | |
|---|-------------------------------|
| 8 | Marvin Harrison, 1999-06 |
| 3 | Tom Matte, 1967-69 |
| 2 | Lenny Moore, 1957-58, 1960-61 |
| 2 | Raymond Berry, 1959-60 |
| 2 | Don McCauley, 1975-76 |

| | |
|---|---------------------------------|
| 2 | Curtis Dickey, 1980-81 |
| 2 | Marshall Faulk, 1994-95 |
| 2 | Edgerrin James, 1999-00 |
| 2 | Jonathan Taylor, 2020-21 |

MOST (ROOKIE)

| | |
|----|------------------------------|
| 17 | Edgerrin James, 1999 |
| 13 | Curtis Dickey, 1980 |
| 12 | Marshall Faulk, 1994 |
| 12 | Jonathan Taylor, 2020 |
| 10 | Dominic Rhodes, 2001 |

CAREER

MOST (CAREER)

| | |
|-----|--------------------------|
| 128 | Marvin Harrison, 1996-08 |
| 113 | Lenny Moore, 1956-67 |
| 82 | Reggie Wayne, 2001-14 |
| 75 | Edgerrin James, 1999-05 |
| 68 | Raymond Berry, 1955-67 |

P.A.T.S

GAME

MOST MADE (GAME)

| | |
|---|--|
| 8 | Tom Feamster vs. L.A. Rams, Nov. 5, 1956 |
| 8 | Steve Myhra vs. G.B., Nov. 2, 1958 |
| 7 | Steve Myhra vs. Chi, Oct. 4, 1958 |
| 7 | Lou Michaels vs. Chi, Sept. 27, 1964 |
| 7 | Lou Michaels at Atl, Nov. 12, 1967 |
| 7 | Toni Linhart vs. NYJ, Nov. 16, 1975 |
| 7 | Toni Linhart vs. Buf, Dec. 12, 1976 |
| 7 | Raul Allegre vs. Buf, Oct. 6, 1985 |
| 7 | Dean Biasucci vs. Den, Oct. 31, 1988 |
| 7 | Mike Vanderjagt at N.O., Sept. 28, 2003 |
| 7 | Mike Vanderjagt vs. Hou, Nov. 14, 2004 |
| 7 | Adam Vinatieri vs. Was, Nov. 30, 2014 |

MOST MADE (ROOKIE-GAME)

| | |
|---|--|
| 8 | Tom Feamster vs. LA Rams, Nov. 5, 1956 |
|---|--|

SEASON

MOST ATTEMPTS (SEASON)

| | |
|----|-----------------------|
| 60 | Mike Vanderjagt, 2004 |
| 54 | Lou Michaels, 1964 |
| 52 | Toni Linhart, 1975 |
| 52 | Mike Vanderjagt, 2005 |
| 51 | Steve Myhra, 1958 |
| 51 | Steve Myhra, 1959 |
| 51 | Adam Vinatieri, 2007 |
| 51 | Adam Vinatieri, 2010 |

MOST ATTEMPTS (ROOKIE)

| | |
|----|---------------------------|
| 45 | Rodrigo Blankenship, 2020 |
| 38 | Jim O'Brien, 1970 |
| 26 | Tom Feamster, 1956 |
| 24 | George Hunt, 1973 |
| 24 | Raul Allegre, 1983 |
| 23 | Buck McPhail, 1953 |
| 23 | Mike Vanderjagt, 1998 |

MOST MADE (SEASON)

| | |
|----|-----------------------|
| 59 | Mike Vanderjagt, 2004 |
| 53 | Lou Michaels, 1964 |
| 52 | Mike Vanderjagt, 2005 |
| 51 | Toni Linhart, 1975 |
| 51 | Adam Vinatieri, 2010 |

MOST MADE (ROOKIE)

| | |
|----|---------------------------|
| 43 | Rodrigo Blankenship, 2020 |
| 36 | Jim O'Brien, 1970 |
| 24 | Tom Feamster, 1956 |
| 22 | George Hunt, 1973 |
| 22 | Raul Allegre, 1983 |
| 22 | Buck McPhail, 1953 |



REGULAR INDIVIDUAL



HIGHEST PERCENTAGE (SEASON-20 ATT.)

| | |
|-----|--|
| 100 | Lou Michaels, 1965 |
| 100 | Jim O'Brien, 1972 |
| 100 | Toni Linhart, 1974 |
| 100 | Dean Biasucci (3), 1987, 1992, 1994 |
| 100 | Cary Blanchard (3), 1995-97 |
| 100 | Mike Vanderjagt (6), 1998-00, 2002-03, 2005 |
| 100 | Adam Vinatieri (8) 2006, 2008, 2010-14, 2016 |
| 100 | Matt Stover, 2009 |
| 100 | Michael Badgley, 2021 |
| 100 | Chase McLaughlin, 2022 |

HIGHEST PERCENTAGE (ROOKIE-SEASON-20 ATT.)

| | |
|------|---------------------------|
| 100 | Mike Vanderjagt, 1998 |
| 95.6 | Rodrigo Blankenship, 2020 |
| 94.7 | Jim O'Brien, 1970 |
| 92.3 | Tom Feamster, 1956 |
| 91.7 | George Hunt, 1973 |
| 91.7 | Raul Allegre, 1983 |

CAREER

MOST ATTEMPTS (CAREER)

| | |
|-----|------------------------------|
| 524 | Adam Vinatieri, 2006-19 |
| 346 | Mike Vanderjagt, 1998-05 |
| 270 | Lou Michaels, 1964-69 |
| 261 | Dean Biasucci, 1984, 1986-94 |
| 194 | Toni Linhart, 1974-79 |

MOST MADE (CAREER)

| | |
|-----|------------------------------|
| 507 | Adam Vinatieri, 2006-19 |
| 344 | Mike Vanderjagt, 1998-05 |
| 263 | Lou Michaels, 1964-69 |
| 255 | Dean Biasucci, 1984, 1986-94 |
| 184 | Toni Linhart, 1974-79 |

MOST CONSECUTIVE PATS

| | |
|-----|--------------------------|
| 209 | Adam Vinatieri, 2010-15 |
| 149 | Mike Vanderjagt, 2001-04 |
| 125 | Mike Vanderjagt, 1998-01 |
| 103 | Lou Michaels, 1964-66 |
| 97 | Adam Vinatieri, 2007-09 |

HIGHEST PERCENTAGE (CAREER-50 MIN.)

| | |
|------|------------------------------|
| 100 | Cary Blanchard, 1995-97 |
| 99.4 | Mike Vanderjagt, 1998-05 |
| 97.7 | Dean Biasucci, 1984, 1986-94 |
| 97.4 | Lou Michaels, 1964-69 |
| 96.8 | Adam Vinatieri, 2006-19 |

FIELD GOALS

GAME

MOST ATTEMPTS (GAME)

| | |
|---|--|
| 6 | Steve Myhra vs. Stl Cardinals, Nov. 19, 1961 |
| 6 | Lou Michaels at Atl, Nov. 13, 1966 |
| 6 | Toni Linhart vs. NYJ, Nov. 28, 1976 |
| 6 | Raul Allegre at Phi, Oct. 30, 1983 |
| 6 | Dean Biasucci vs. Mia, Sept. 25, 1988 |

MOST ATTEMPTS (ROOKIE-GAME)

| | |
|---|---|
| 6 | Raul Allegre at Phi, Oct. 30, 1983 |
| 5 | Jim O'Brien vs. Phi, Dec. 6, 1970 |
| 5 | Raul Allegre at Den, Nov. 11, 1983 |
| 5 | Rodrigo Blankenship vs. GB, Nov. 22, 2020 |

MOST FGS MADE (GAME)

| | |
|---|--|
| 5 | Lou Michaels vs. S.F., Sept. 25, 1966 |
| 5 | Raul Allegre at Phi, Oct. 30, 1983 |
| 5 | Dean Biasucci vs. Mia, Sept. 25, 1988 |
| 5 | Cary Blanchard at Buf, Sept. 21, 1997 |
| 5 | Mike Vanderjagt vs. Den, 1/6/2002 |
| 5 | Mike Vanderjagt vs. Bal, Oct. 13, 2002 |
| 5 | Mike Vanderjagt at Ten, Dec. 7, 2003 |
| 5 | Adam Vinatieri vs. Ten, Dec. 1, 2013 |
| 5 | Adam Vinatieri vs. Chi, Oct. 9, 2016 |
| 5 | Chase McLaughlin at Min, Dec. 17, 2022 |
| 5 | Matt Gay at Bal, Sept. 24, 2023 |

MOST FGS MADE (ROOKIE-GAME)

| | |
|---|---|
| 5 | Raul Allegre at Phi, Oct. 30, 1983 |
| 4 | Raul Allegre at Den, Dec. 11, 1983 |
| 4 | Mike Vanderjagt vs. Buf, Oct. 11, 1998 |
| 4 | Mike Vanderjagt vs. Car, Dec. 27, 1998 |
| 4 | Rodrigo Blankenship vs. Min, Sept. 30, 2020 |
| 4 | Rodrigo Blankenship at Chi, Oct. 4, 2020 |
| 4 | Rodrigo Blankenship vs. G.B. Nov. 23, 2020 |

HIGHEST PERCENTAGE (GAME-5 MIN.)

| | |
|-----|---|
| 100 | Lou Michaels vs. S.F., Sept. 25, 1966 |
| 100 | Cary Blanchard at Buf, Sept. 21, 1997 |
| 100 | Mike Vanderjagt vs. Den, Jan. 6, 2002 |
| 100 | Mike Vanderjagt vs. Bal, Oct. 13, 2002 |
| 100 | Mike Vanderjagt at Ten, Dec. 7, 2003 |
| 100 | Adam Vinatieri vs. Ten, Dec. 1, 2013 |
| 100 | Adam Vinatieri vs. Chi, Oct. 9, 2016 |
| 100 | Chase McLaughlin, at Min, Dec. 17, 2022 |
| 100 | Matt Gay at Bal, Sept. 24, 2023 |

MOST 50+ FIELD GOALS (GAME)

| | |
|---|---|
| 4 | *Matt Gay at Bal, Sept. 24, 2023 |
| 2 | Dean Biasucci vs. Mia, Sept. 25, 1988 |
| 2 | Mike Vanderjagt vs. Den, Nov. 24, 2002 |
| 2 | Adam Vinatieri vs. Den, Oct. 27, 2019 |
| 2 | Adam Vinatieri at S.D., Oct. 14, 2013 |
| 2 | Adam Vinatieri vs. Chi, Oct. 9, 2016 |
| 2 | Adam Vinatieri vs. S.F., Oct. 8, 2017 |
| 2 | Chase McLaughlin, at Den, Oct. 6, 2022 |
| | * = NFL Record |

LONGEST FIELD GOAL

| | |
|----|--|
| 58 | Dan Miller at S.D., Dec. 26, 1982 |
| 56 | Bert Rechichar vs. Chi, Sept. 27, 1953 |
| 55 | Raul Allegre at Den, Dec. 11, 1983 |
| 55 | Dean Biasucci at Den, Oct. 15, 1989 |
| 55 | Dean Biasucci at Mia, Dec. 30, 1990 |
| 55 | Adam Vinatieri vs. Den, Oct. 27, 2019 |
| 55 | Adam Vinatieri vs. Den, Nov. 8, 2015 |
| 54 | Raul Allegre vs. S.D., Nov. 4, 1984 |
| 54 | Dean Biasucci at N.E., Nov. 11, 1990 |
| 54 | Dean Biasucci at Sea, Sept. 29, 1991 |
| 54 | Mike Vanderjagt at Den, Nov. 24, 2002 |
| 54 | Adam Vinatieri vs. Jax, Oct. 4, 2015 |
| 54 | Adam Vinatieri vs. Chi, Oct. 9, 2016 |
| 54 | Adam Vinatieri vs. Hou, Dec. 31, 2017 |
| 54 | Adam Vinatieri at N.E., Oct. 4, 2018 |
| 54 | Adam Vinatieri at Hou, Dec. 9, 2018 |
| 54 | Chase McLaughlin vs. Hou, Jan. 8, 2023 |

54 Matt Gay at Bal, Sept. 24, 2023

LONGEST FIELD GOAL (ROOKIE)

| | |
|----|--|
| 58 | Dan Miller at S.D., Dec. 26, 1982 |
| 55 | Raul Allegre at Den, Dec. 11, 1983 |
| 53 | Raul Allegre at Cin, Oct. 2, 1983 |
| 53 | Mike Vanderjagt at Bal, Nov. 29, 1998 |
| 53 | Rodrigo Blankenship vs. Hou, Dec. 20, 2020 |
| 52 | Mike Vanderjagt vs. N.O., Sept. 27, 1998 |

MOST CONSECUTIVE GAMES SCORING FIELD GOALS

| | |
|----|--|
| 23 | Mike Vanderjagt, G15-16, 2002/G1-4, G6, 2004 |
| 21 | Cary Blanchard, G3-1996/G1-7, 1997 |
| 21 | Mike Vanderjagt, G3-16, 1999/G1-7, 2000 |
| 18 | Dean Biasucci, G8-16, 1988/G1-9, 1989 |
| 16 | Adam Vinatieri, G8-16, 2015/G1-7, 2016 |

SEASON

MOST ATTEMPTS (SEASON)

| | |
|----|----------------------|
| 41 | Cary Blanchard, 1997 |
| 40 | Cary Blanchard, 1996 |
| 40 | Adam Vinatieri, 2013 |
| 39 | Steve Myhra, 1961 |
| 39 | Jim Martin, 1963 |
| 39 | Lou Michaels, 1966 |

MOST ATTEMPTS (ROOKIE)

| | |
|----|---------------------------|
| 37 | Rodrigo Blankenship, 2020 |
| 35 | Raul Allegre, 1983 |



REGULAR INDIVIDUAL



34 Jim O'Brien, 1970

MOST FGS MADE (SEASON-16 MIN.)

37 Mike Vanderjagt, 2003
36 Cary Blanchard, 1996
35 Adam Vinatieri, 2013
34 Mike Vanderjagt, 1999
32 Cary Blanchard, 1997
32 Rodrigo Blankenship, 2020

HIGHEST PERCENTAGE (SEASON-20 MIN.)

100 Mike Vanderjagt, 2003
96.8 Adam Vinatieri, 2014
92.9 Adam Vinatieri, 2010
92.6 Mike Vanderjagt, 2000
92.6 Adam Vinatieri, 2015

HIGHEST PERCENTAGE (ROOKIE-20 MIN.)

87.1 Mike Vanderjagt, 1998
86.5 Rodrigo Blankenship, 2020
85.7 Raul Allegre, 1983
57.1 George Hunt, 1973

MOST FGS MADE (ROOKIE)

32 Rodrigo Blankenship, 2020
30 Raul Allegre, 1983
27 Mike Vanderjagt, 1998
19 Jim O'Brien, 1970

MOST 50+ FIELD GOALS (SEASON)

9 Chase McLaughlin, 2022
7 Adam Vinatieri, 2016
6 Dean Biasucci, 1988
6 Mike Vanderjagt, 1998
5 Cary Blanchard, 1996
5 Adam Vinatieri, 2017

5 Matt Gay, 2023

4 Raul Allegre, 1983
4 Adam Vinatieri, 2012
4 Adam Vinatieri, 2013
4 Adam Vinatieri, 2015
4 Adam Vinatieri, 2018

MOST SEASONS 50+ FIELD GOALS

10 Dean Biasucci, 1984, 1986-94
10 Adam Vinatieri, 2008, 2011-19
5 Mike Vanderjagt, 1998-99, 2001-03
3 Cary Blanchard, 1995-97
2 Allegre/Michaels/Rechichar

MOST CONSC. SEASONS 50+ FGS

10 Dean Biasucci, 1984, 1986-94
8 Adam Vinatieri, 2011-18
3 Cary Blanchard, 1995-97
3 Mike Vanderjagt, 2001-03
2 Raul Allegre, 1983-84
2 Mike Vanderjagt, 1998-99

CAREER

MOST ATTEMPTS (CAREER)

394 Adam Vinatieri, 2006-19
250 Dean Biasucci, 1984, 1986-94
248 Mike Vanderjagt, 1998-05
197 Lou Michaels, 1964-69
116 Toni Linhart, 1974-79

MOST FGS MADE (CAREER)

336 Adam Vinatieri, 2006-19
217 Mike Vanderjagt, 1998-05
176 Dean Biasucci, 1984, 1986-94
107 Lou Michaels, 1964-69
87 Cary Blanchard, 1995-97

HIGHEST PERCENTAGE (CAREER-30 MIN.)

87.5 Mike Vanderjagt, 1998-05
85.3 Adam Vinatieri, 2006-19
83.3 Rodrigo Blankenship, 2020-21
83.3 Chase McLaughlin, 2019, 2022
82.9 Cary Blanchard, 1995-97
72.2 Raul Allegre, 1983-85
70.4 Dean Biasucci, 1984, 1986-94

MOST CONSECUTIVE SUCCESSFUL FIELD GOALS

*44 Adam Vinatieri, G4-16, 2015/G1-9, 2016
42 Mike Vanderjagt, G15-16, 2002/G1, 2004
35 Adam Vinatieri, G14-16, 2013/G1-16, 2014
28 Mike Vanderjagt, G7-16, 1999/G1-2000
20 Adam Vinatieri, G2-11, 2017

*= NFL Record

MOST 50+ FIELD GOALS (CAREER)

37 Adam Vinatieri, 2006-19
18 Dean Biasucci, 1984, 1986-94
14 Mike Vanderjagt, 1998-05
11 Chase McLaughlin, 2019, 2022
7 Raul Allegre, 1983-85
7 Cary Blanchard, 1995-97

MOST CONSC. SUCCESSFUL 50+ FIELD GOALS

9 Adam Vinatieri, 2015-16
7 Adam Vinatieri, 2013-14
6 Cary Blanchard, 1995-96
5 Mike Vanderjagt, 2001-03
5 Adam Vinatieri, 2016-17

5 Matt Gay, 2023

RUSHING

RUSHING ATTEMPTS

MOST ATTEMPTS (GAME)

40 Lydell Mitchell at NYJ, Oct. 20, 1974
38 Edgerrin James at Sea, Oct. 15, 2000
36 Eric Dickerson vs. Buf, Dec. 18, 1988
36 Edgerrin James vs. NYJ, Nov. 16, 2003
36 Frank Gore at Buf, Dec. 11, 2017

MOST ATTEMPTS (ROOKIE-GAME)

34 Dominic Rhodes at Buf, Nov. 4, 2001
32 Edgerrin James at N.E., Sept. 19, 1999
31 Frank Middleton at NYJ, Nov. 11, 1984
31 Dominic Rhodes vs. Den, Jan. 6, 2002
30 Jonathan Taylor vs. Jax, Jan. 4, 2020
29 Dominic Rhodes vs. Atl, Dec. 16, 2001

MOST ATTEMPTS (SEASON)

388 Eric Dickerson, 1988
387 Edgerrin James, 2000
369 Edgerrin James, 1999
360 Edgerrin James, 2005
334 Edgerrin James, 2004

MOST ATTEMPTS (ROOKIE)

369 Edgerrin James, 1999
314 Marshall Faulk, 1994
233 Dominic Rhodes, 2001
232 Jonathan Taylor, 2020
226 Joseph Addai, 2006
213 Alan Ameche, 1955

MOST SEASONS LEADING TEAM

6 Edgerrin James, 1999-00, 2002-05
5 Alan Ameche, 1955-59
5 Tom Matte, 1963, 1967-69, 1971
5 Lydell Mitchell, 1973-77
5 Eric Dickerson, 1987-91
5 Marshall Faulk, 1994-98

MOST CONSC. SEASONS LEADING TEAM

5 Alan Ameche, 1955-59
5 Lydell Mitchell, 1973-77
5 Lydell Mitchell, 1973-77
5 Marshall Faulk, 1994-98
4 Edgerrin James, 2002-05
4 Joseph Addai, 2006-09

MOST SEASONS 100+ ATTEMPTS

7 Edgerrin James, 1999-05
6 Randy McMillan, 1981-86
6 Joseph Addai, 2006-11
5 Alan Ameche, 1955-59
5 Tom Matte, 1963, 1967-69, 1971



REGULAR INDIVIDUAL



5 Lydell Mitchell, 1973-77
5 Eric Dickerson, 1987-91
5 Marshall Faulk, 1994-98

MOST CONSC. SEASONS 100+ ATTEMPTS

7 Edgerrin James, 1999-05
6 Randy McMillan, 1981-86
6 Joseph Addai, 2006-11
5 Alan Ameche, 1955-59
5 Lydell Mitchell, 1973-77
5 Eric Dickerson, 1987-91
5 Marshall Faulk, 1994-98

MOST GAMES WITH ATTEMPTS (CAREER)

163 John Unitas, 1956-72
154 Peyton Manning, 1998-11
134 Lenny Moore, 1956-67
127 Tom Matte, 1961-72
126 Don McCauley, 1971-81

MOST ATTEMPTS (CAREER)

2,188 Edgerrin James, 1999-05
1,391 Lydell Mitchell, 1972-77
1,389 Marshall Faulk, 1994-98
1,258 Eric Dickerson, 1987-91
1,200 Tom Matte, 1961-72

RUSHING YARDS

MOST YARDS (GAME)

253 Jonathan Taylor vs. Jax, Jan. 4, 2020
219 Edgerrin James at Sea, Oct. 15, 2000
204 Edgerrin James at Chi, Nov. 21, 2004
198 Norm Bulaich vs. NYJ, Sept. 19, 1971
196 Eric Dickerson vs. T.B., Dec. 27, 1987
194 Alan Ameche vs. Chi, Sept. 25, 1955

MOST YARDS (ROOKIE-GAME 150+ YARDS)

253 Jonathan Taylor vs. Jax, Jan. 4, 2020
194 Alan Ameche vs. Chi, Sept. 25, 1955
185 Lenny Moore vs. G.B., Oct. 28, 1956
177 Dominic Rhodes vs. Atl, Dec. 16, 2001
171 Joseph Addai vs. Phi, Nov. 26, 2006
153 Alan Ameche vs. Det, Oct. 1, 1955

MOST CONSC. 100+ GAMES

5 Edgerrin James, G14-16, 2000/G1-2, 2001
5 Edgerrin James, G5-9, 2005
4 Eric Dickerson, G8-11, 1987
4 Edgerrin James, G7-10, 1999
4 Edgerrin James, G10-13, 2004
4 Jonathan Taylor, G13-17, 2021

MOST 100+ GAMES (ROOKIE)

10 Edgerrin James, 1999
5 Dominic Rhodes, 2001
4 Marshall Faulk, 1994
3 Alan Ameche, 1955
3 Jonathan Taylor, 2020
2 Lenny Moore, 1956
2 Roosevelt Potts, 1993
2 Joseph Addai, 2006

MOST YARDS (SEASON)

1,811 Jonathan Taylor, 2021
1,709 Edgerrin James, 2000
1,659 Eric Dickerson, 1988
1,553 Edgerrin James, 1999
1,548 Edgerrin James, 2004
1,506 Edgerrin James, 2005

MOST YARDS (ROOKIE)

1,553 Edgerrin James, 1999
1,282 Marshall Faulk, 1994
1,169 Jonathan Taylor, 2020
1,104 Dominic Rhodes, 2001
1,081 Joseph Addai, 2006
961 Alan Ameche, 1955

MOST 100+ GAMES (SEASON)

10 Edgerrin James, 1999
10 Jonathan Taylor, 2021

9 Edgerrin James, 2000
9 Edgerrin James, 2005
8 Eric Dickerson, 1988
8 Edgerrin James, 2004

MOST SEASONS LEADING TEAM

6 Edgerrin James, 1999-00, 2002-05
5 Alan Ameche, 1955-59
5 Lydell Mitchell, 1973-77
5 Eric Dickerson, 1987-91
5 Marshall Faulk, 1994-98

MOST YARDS TWO RUSHERS (SEASON)

2,087 Taylor (1,811)/Hines (276), 2021
1,924 Dickey (1,122)/McMillan (802), 1983
1,889 Dickerson (1,659)/Bentley (230), 1988
1,825 James (1,709)/Manning (116), 2000
1,802 James (1,548)/Rhodes (254), 2004
1,766 Rhodes (1,104)/James (662), 2001

MOST CONSC. SEASONS LEADING TEAM

5 Alan Ameche, 1955-59
5 Lydell Mitchell, 1973-77
5 Eric Dickerson, 1987-91
5 Marshall Faulk, 1994-98
4 Edgerrin James, 2002-05
4 Joseph Addai, 2006-09

MOST 100+ GAMES (CAREER)

49 Edgerrin James, 1999-05
24 Eric Dickerson, 1987-91
16 Lydell Mitchell, 1972-77
15 Jonathan Taylor, 2020-22
14 Marshall Faulk, 1994-98

MOST YARDS (CAREER)

9,226 Edgerrin James, 1999-05
5,487 Lydell Mitchell, 1972-77
5,320 Marshall Faulk, 1994-98
5,194 Eric Dickerson, 1987-91
5,174 Lenny Moore, 1956-67

RUSHING TOUCHDOWNS

MOST TOUCHDOWNS (GAME)

4 Jonathan Taylor at Buf, Nov. 21, 2021
4 Eric Dickerson vs. Den, Oct. 31, 1988
4 Joseph Addai vs. Phi, Nov. 26, 2006
3 Alan Ameche at G.B., Oct. 13, 1957
3 Lenny Moore vs. L.A. Rams, Oct. 16, 1960
3 Tom Matte vs. Was, Nov. 2, 1969
3 Don McCauley at Mia, Nov. 23, 1975
3 Randy McMillan vs. N.E., Dec. 1, 1985
3 Marshall Faulk vs. Hou, Sept. 4, 1994
3 Marshall Faulk vs. Stl, Oct. 1, 1995
3 Edgerrin James at Cle, Dec. 26, 1999
3 Edgerrin James at Sea, Oct. 15, 2000
3 Edgerrin James vs. Buf, Dec. 11, 2000
3 Edgerrin James vs. NYJ, Nov. 16, 2003
3 Edgerrin James vs. Stl, Oct. 17, 2005

MOST TOUCHDOWNS (ROOKIE-GAME)

4 Joseph Addai vs. Phi, Nov. 26, 2006
3 Marshall Faulk vs. Hou, Sept. 4, 1994
3 Edgerrin James at Cle, Dec. 26, 1999
2 (26times) Last: **Anthony Richardson at Hou, Sept. 17, 2023**

MOST CONSC. GAMES RUSHING TDS

11 Lenny Moore, G8-9-1963/G9, 1964
11 Jonathan Taylor, G4-15, 2021
9 Lydell Mitchell, G8-14-1975/G1, 1976
7 Curtis Dickey, G9-15, 1980
6 Tom Matte, G2-7, 1969
6 Edgerrin James, G5-10, 2005

MOST CONSC. GAMES RUSHING TDS (ROOKIE)



REGULAR INDIVIDUAL



| | |
|---|--------------------------------------|
| 7 | Curtis Dickey, G9-15, 1980 |
| 5 | Alan Ameche, G1-5, 1955 |
| 4 | Lenny Moore, G3-6, 1956 |
| 4 | James Munro, G11-14, 2002 |
| 4 | Jonathan Taylor, G13-16, 2020 |

MOST TOUCHDOWNS (SEASON)

| | |
|----|-----------------------------------|
| 18 | Jonathan Taylor, 2021 |
| 16 | Lenny Moore, 1964 |
| 14 | Eric Dickerson, 1988 |
| 13 | Edgerrin James (3), 1999-00, 2005 |
| 12 | Joseph Addai, 2007 |
| 11 | Tom Matte, 1969 |
| 11 | Lydell Mitchell, 1975 |
| 11 | Curtis Dickey, 1980 |
| 11 | Marshall Faulk (2), 1994-95 |
| 11 | Edgerrin James, 2003 |
| 11 | Jonathan Taylor, 2020 |

MOST TOUCHDOWNS (ROOKIE)

| | |
|----|------------------------------|
| 13 | Edgerrin James, 1999 |
| 11 | Curtis Dickey, 1980 |
| 11 | Marshall Faulk, 1994 |
| 11 | Jonathan Taylor, 2020 |
| 9 | Alan Ameche, 1955 |
| 9 | Dominic Rhodes, 2001 |

MOST GAMES WITH TOUCHDOWNS (SEASON)

| | |
|----|--------------------------------|
| 12 | Lenny Moore, 1964 |
| 12 | Jonathan Taylor, 2021 |
| 9 | Lydell Mitchell, 1975 |
| 9 | Eric Dickerson, 1988 |
| 9 | Edgerrin James (2), 2000, 2005 |
| 9 | Joseph Addai (2), 2007, 2009 |

MOST GAMES WITH TOUCHDOWNS (ROOKIE)

| | |
|---|------------------------------|
| 8 | Alan Ameche, 1955 |
| 8 | Curtis Dickey, 1980 |
| 8 | Edgerrin James, 1999 |
| 8 | Jonathan Taylor, 2020 |
| 7 | Rodney Culver, 1992 |
| 7 | Marshall Faulk, 1994 |
| 7 | Dominic Rhodes, 2001 |

MOST SEASONS LEADING TEAM

| | |
|---|---|
| 6 | Lenny Moore, 1956*, 1960-61, 1964, 1965*, 1966* |
| 5 | Alan Ameche, 1955, 1956*, 1957-59 |
| 5 | Randy McMillan, 1982*, 1983-84, 1986* |
| 5 | Marshall Faulk, 1994-98 |
| 5 | Edgerrin James, 1999-00, 2003-05 |

*= Tied for Team Lead

MOST CONSEC. SEASONS LEADING TEAM

| | |
|---|--|
| 5 | Alan Ameche, 1955-59 (1956*) |
| 5 | Randy McMillan, 1982-86 (1982*, 1986*) |
| 5 | Marshall Faulk, 1994-98 |
| 4 | Eric Dickerson, 1988-91 (1990*) |

*= Tied for Team Lead

MOST GAMES WITH TOUCHDOWNS (CAREER)

| | |
|----|-------------------------|
| 44 | Edgerrin James, 1999-05 |
| 37 | Tom Matte, 1961-72 |
| 33 | Lenny Moore, 1956-67 |
| 32 | Don McCauley, 1971-81 |
| 32 | Marshall Faulk, 1994-98 |

MOST TOUCHDOWNS (CAREER)

| | |
|----|-------------------------|
| 64 | Edgerrin James, 1999-05 |
| 63 | Lenny Moore, 1956-67 |
| 45 | Tom Matte, 1961-72 |
| 42 | Marshall Faulk, 1994-98 |
| 40 | Alan Ameche, 1955-60 |
| 40 | Don McCauley, 1971-81 |

RUSHING AVERAGE

HIGHEST AVERAGE (GAME-10 ATT)

| | |
|------|---------------------------------------|
| 14.2 | *Lenny Moore vs. G.B., Oct. 28, 1956 |
| 11.3 | Lenny Moore at Det., Oct. 19, 1958 |
| 11.3 | Marshall Faulk at Bal., Nov. 29, 1998 |
| 10.9 | *Lenny Moore at Cle., Nov. 11, 1956 |

10.4 Jonathan Taylor vs. Hou, Oct. 17, 2021

*= Rookie

HIGHEST AVERAGE (SEASON-80 ATT)

| | |
|-----|------------------------------|
| 7.5 | Lenny Moore, 1956 |
| 7.3 | Lenny Moore, 1958 |
| 7.0 | Lenny Moore, 1961 |
| 5.5 | Jonathan Taylor, 2021 |
| 5.3 | Donald Brown, 2013 |
| 5.2 | George Wonsley, 1985 |

HIGHEST AVERAGE (ROOKIE-80 ATT, 4.5+)

| | |
|-----|------------------------------|
| 7.5 | Lenny Moore, 1956 |
| 5.1 | Tony Loric, 1964 |
| 5.0 | Jonathan Taylor, 2020 |
| 4.8 | Joseph Addai, 2006 |
| 4.7 | Dominic Rhodes, 2001 |
| 4.5 | Curtis Dickey, 1980 |
| 4.5 | Alan Ameche, 1955 |

LONGEST RUSHES

83 Jonathan Taylor vs. Hou, Oct. 17, 2021

| | |
|-----|---------------------------------------|
| 80t | Tom Matte vs. Stl., Oct. 12, 1964 |
| 80t | Donald Brown vs. Ten., Dec. 18, 2011 |
| 79t | *Alan Ameche vs. Chi., Sept. 25, 1955 |
| 79t | *Lenny Moore vs. G.B., Oct. 28, 1956 |

*= Rookie

HIGHEST AVERAGE (CAREER-300 ATT/4.0)

| | |
|-----|---------------------------------|
| 5.1 | Jonathan Taylor, 2020-22 |
| 4.8 | Lenny Moore, 1956-67 |
| 4.5 | Albert Bentley, 1985-91 |
| 4.4 | Curtis Dickey, 1980-85 |
| 4.4 | Marlon Mack, 2017-21 |
| 4.3 | Donald Brown, 2009-13 |
| 4.2 | Alan Ameche, 1955-60 |
| 4.2 | Edgerrin James, 1999-05 |

PASSING

PASSING ATTEMPTS

MOST ATTEMPTS (GAME)

| | |
|----|---------------------------------------|
| 62 | Andrew Luck vs. Hou, Sept. 30, 2018 |
| 59 | Jeff George at Was., Nov. 7, 1993 |
| 59 | Andrew Luck at N.E., Oct. 4, 2018 |
| 58 | Matt Ryan vs. Jax, Oct. 16, 2022 |
| 57 | Jack Trudeau at NYJ, Nov. 16, 1986 |
| 57 | Peyton Manning at Hou, Sept. 12, 2010 |
| 56 | Peyton Manning at S.D., Nov. 11, 2007 |

MOST ATTEMPTS (ROOKIE-GAME)

| | |
|----|---------------------------------------|
| 57 | Jack Trudeau at NYJ, Nov. 16, 1986 |
| 55 | Andrew Luck vs. G.B., Oct. 7, 2012 |
| 54 | Andrew Luck at Det., Dec. 2, 2012 |
| 53 | Jack Trudeau vs. NYJ, Sept. 28, 1986 |
| 52 | Peyton Manning vs. N.E., Nov. 1, 1998 |

MOST 40+ ATTEMPT GAMES

| | |
|----|-------------------------|
| 59 | Peyton Manning, 1998-11 |
| 36 | Andrew Luck, 2012-18 |
| 9 | Jack Trudeau, 1986-93 |
| 8 | John Unitas, 1956-72 |
| 8 | Bert Jones, 1973-81 |
| 8 | Jeff George, 1990-93 |

MOST GAMES WITH ATTEMPTS (CAREER)

| | |
|-----|-------------------------|
| 208 | Peyton Manning, 1998-11 |
| 202 | John Unitas, 1956-72 |
| 97 | Bert Jones, 1973-81 |
| 86 | Andrew Luck, 2012-18 |
| 61 | Jack Trudeau, 1986-93 |

MOST ATTEMPTS (SEASON)

| | |
|-----|----------------------|
| 679 | Peyton Manning, 2010 |
| 639 | Andrew Luck, 2018 |
| 627 | Andrew Luck, 2012 |
| 616 | Andrew Luck, 2014 |
| 591 | Peyton Manning, 2002 |

MOST ATTEMPTS (ROOKIE)



REGULAR INDIVIDUAL



| | |
|------|----------------------|
| 627* | Andrew Luck, 2012 |
| 575 | Peyton Manning, 1998 |
| 417 | Jack Trudeau, 1986 |
| 334 | Jeff George, 1990 |
| 237 | George Shaw, 1955 |

* = NFL Record

MOST SEASONS LEADING TEAM (ATT/COMP)

| | |
|----|-------------------------------|
| 15 | John Unitas, 1956-67, 1969-71 |
| 13 | Peyton Manning, 1998-10 |
| 6 | Bert Jones, 1974-77, 1980-81 |
| 6 | Andrew Luck, 2012-16, 2018 |
| 4 | Mike Pagel, 1982-85 |
| 4 | Jeff George, 1990-93 |
| 4 | Jim Harbaugh, 1994-97 |

MOST SEASONS 200+ ATTEMPTS

| | |
|----|-------------------------------|
| 13 | John Unitas, 1957-67, 1969-70 |
| 13 | Peyton Manning, 1998-10 |
| 6 | Bert Jones, 1974-77, 1980-81 |
| 6 | Andrew Luck, 2012-18 |
| 4 | Mike Pagel, 1982-85 |
| 4 | Jeff George, 1990-93 |
| 4 | Jim Harbaugh, 1994-97 |

MOST CONSC. SEASONS LEADING TEAM (ATT/COMP)

| | |
|----|-------------------------|
| 13 | Peyton Manning, 1998-10 |
| 12 | John Unitas, 1956-67 |
| 5 | Andrew Luck, 2012-16 |
| 4 | Bert Jones, 1974-77 |
| 4 | Mike Pagel, 1982-85 |
| 4 | Jeff George, 1990-93 |
| 4 | Jim Harbaugh, 1994-97 |

CONSC. SEASONS 200+ ATTEMPTS

| | |
|----|-------------------------|
| 13 | Peyton Manning, 1998-10 |
| 11 | John Unitas, 1957-67 |
| 6 | Andrew Luck, 2012-18 |
| 4 | Bert Jones, 1974-77 |
| 4 | Mike Pagel, 1982-85 |
| 4 | Jeff George, 1990-93 |
| 4 | Jim Harbaugh, 1994-97 |

MOST ATTEMPTS (CAREER)

| | |
|-------|-------------------------|
| 7,210 | Peyton Manning, 1998-11 |
| 5,110 | John Unitas, 1956-72 |
| 3,290 | Andrew Luck, 2012-18 |
| 2,464 | Bert Jones, 1973-81 |
| 1,536 | Jack Trudeau, 1986-93 |

COMPLETIONS

MOST COMPLETIONS (GAME)

| | |
|----|---------------------------------------|
| 42 | Matt Ryan vs. Jax, Oct. 16, 2022 |
| 40 | Peyton Manning at Hou, Sept. 12, 2010 |
| 40 | Andrew Luck vs. Hou, Sept. 30, 2018 |
| 39 | Andrew Luck vs. Cin, Sept. 9, 2018 |
| 38 | Peyton Manning at N.E., Nov. 21, 2010 |
| 38 | Andrew Luck at N.E., Oct. 4, 2018 |
| 37 | Jeff George at Was, Nov. 7, 1993 |
| 37 | Peyton Manning vs. Ten, Nov. 3, 2002 |

MOST COMPLETIONS (ROOKIE-GAME)

| | |
|----|---------------------------------------|
| 31 | Andrew Luck vs. G.B., Oct. 7, 2012 |
| 30 | Peyton Manning vs. N.E., Nov. 1, 1998 |
| 30 | Andrew Luck vs. Mia, Nov. 4, 2012 |
| 27 | Jack Trudeau at NYJ, Nov. 16, 1986 |
| 27 | Peyton Manning at Bal, Nov. 29, 1998 |
| 27 | Andrew Luck at N.E., Nov. 18, 2012 |

MOST GAMES WITH COMPLETIONS

| | |
|-----|-------------------------|
| 208 | Peyton Manning, 1998-11 |
| 200 | John Unitas, 1956-72 |
| 96 | Bert Jones, 1973-81 |
| 86 | Andrew Luck, 2012-18 |
| 61 | Jack Trudeau, 1986-93 |

MOST GAMES 20+ COMPLETIONS (CAREER)

| | |
|-----|-------------------------|
| 153 | Peyton Manning, 1998-11 |
| 63 | Andrew Luck, 2012-18 |
| 33 | John Unitas, 1956-72 |

| | |
|----|----------------------|
| 20 | Bert Jones, 1973-81 |
| 17 | Jeff George, 1990-93 |

MOST CONSC. GAMES 20+ COMPLETIONS

| | |
|----|--|
| 14 | Peyton Manning, G1-14, 2010 |
| 13 | Andrew Luck, G15-16, 2013, G1-11, 2014 |
| 12 | Peyton Manning, G3-14, 2003 |
| 12 | Peyton Manning, G3-14, 2009 |
| 11 | Andrew Luck, G4-G7, 2015/G1-G7, 2016 |

MOST COMPLETIONS (SEASON)

| | |
|-----|----------------------|
| 450 | Peyton Manning, 2010 |
| 430 | Andrew Luck, 2018 |
| 393 | Peyton Manning, 2009 |
| 392 | Peyton Manning, 2002 |
| 380 | Andrew Luck, 2014 |
| 379 | Peyton Manning, 2003 |

MOST COMPLETIONS (ROOKIE)

| | |
|-----|----------------------|
| 339 | Andrew Luck, 2012 |
| 326 | Peyton Manning, 1998 |
| 204 | Jack Trudeau, 1986 |
| 181 | Jeff George, 1990 |
| 129 | Chris Chandler, 1988 |

MOST SEASONS 150+ COMPLETIONS

| | |
|----|-------------------------------|
| 13 | Peyton Manning, 1998-11 |
| 12 | John Unitas, 1959-67, 1969-70 |
| 6 | Andrew Luck, 2012-18 |
| 5 | Bert Jones, 1975-77, 1980-81 |
| 4 | Jeff George, 1990-93 |

MOST CONSECUTIVE COMPLETIONS

| | |
|----|--|
| 23 | Peyton Manning vs. Det/at Jax, Dec. 14-Dec. 18, 2008 |
| 17 | Bert Jones vs. NYJ, Dec. 15, 1974 |
| 17 | Peyton Manning vs. Cle/at Ten, Sept. 25-Oct. 2, 2005 |
| 17 | Peyton Manning vs. Den/at Jax, Dec. 13-Dec. 17, 2009 |
| 16 | Peyton Manning at Ten, Oct. 11, 2009 |
| 16 | Jacoby Brissett vs. Atl, Sept. 22, 2019 |

CONSC. SEASONS 150+ COMPLETIONS

| | |
|----|-------------------------|
| 13 | Peyton Manning, 1998-10 |
| 9 | John Unitas, 1959-67 |
| 6 | Andrew Luck, 2012-18 |
| 4 | Jeff George, 1990-93 |
| 3 | Bert Jones, 1975-77 |
| 3 | Jim Harbaugh, 1995-97 |

MOST COMPLETIONS (CAREER)

| | |
|-------|-------------------------|
| 4,682 | Peyton Manning, 1998-11 |
| 2,796 | John Unitas, 1956-72 |
| 2,000 | Andrew Luck, 2012-18 |
| 1,382 | Bert Jones, 1973-81 |
| 874 | Jeff George, 1990-93 |

COMPLETION PERCENTAGE

HIGHEST PERCENTAGE (GAME-15 ATT)

| | |
|------|---|
| 87.5 | Peyton Manning vs. Ten, Dec. 30, 2007 (14-16) |
| 85.3 | Peyton Manning at Jax, Dec. 18, 2008 (29-34) |
| 85.0 | John Unitas at Atl, Nov. 12, 1967 (17-20) |
| 84.2 | John Unitas vs. Mia, Dec. 11, 1971 (16-19) |
| 83.3 | Peyton Manning vs. Atl, Dec. 14, 2003 (25-30) |

HIGHEST PERCENTAGE (ROOKIE-GAME-20 ATT)

| | |
|------|--|
| 75 | John Unitas vs. L.A. Rams, Nov. 25, 1956 (18-24) |
| 70.4 | Peyton Manning at Atl, Dec. 6, 1998 (19-27) |
| 69.2 | Andrew Luck at Jax, Nov. 8, 2012 (18-26) |
| 68.4 | Andrew Luck at Ten, Oct. 28, 2012 (26-38) |
| 68.2 | George Shaw at L.A. Rams, Dec. 5, 1955 (15-22) |

HIGHEST PERCENTAGE (SEASON-200 ATT)

| | |
|------|----------------------|
| 68.8 | Peyton Manning, 2009 |
| 68.0 | Philip Rivers, 2020 |
| 67.6 | Peyton Manning, 2004 |
| 67.3 | Peyton Manning, 2005 |
| 67.3 | Andrew Luck, 2018 |
| 67 | Peyton Manning, 2003 |
| 66.8 | Peyton Manning, 2008 |



REGULAR INDIVIDUAL



HIGHEST PERCENTAGE (ROOKIE-SEASON-100 ATT)

| | |
|------|----------------------|
| 56.7 | Peyton Manning, 1998 |
| 55.6 | John Unitas, 1956 |
| 55.4 | Chris Chandler, 1988 |
| 54.2 | Jeff George, 1990 |
| 54.1 | Andrew Luck, 2012 |

HIGHEST PERCENTAGE (CAREER-1,000 ATT)

| | |
|------|-------------------------|
| 64.9 | Peyton Manning, 1998-11 |
| 60.8 | Andrew Luck, 2012-18 |
| 60.7 | Jim Harbaugh, 1994-97 |
| 57.0 | Jeff George, 1990-93 |
| 56.1 | Bert Jones, 1973-81 |

PASSING YARDS

MOST YARDS (GAME)

| | |
|-----|--|
| 472 | Peyton Manning at K.C., Oct. 31, 2004 |
| 464 | Andrew Luck vs. Hou, Sept. 30, 2018 |
| 440 | Peyton Manning vs. Jax, Sept. 25, 2000 |
| 433 | Peyton Manning at Hou, Sept. 12, 2010 |
| 433 | Andrew Luck vs. Mia, Nov. 4, 2012 |
| 425 | Peyton Manning vs. Ten, Dec. 5, 2004 |

MOST YARDS (ROOKIE-GAME)

| | |
|------|--------------------------------------|
| 433* | Andrew Luck vs. Mia, Nov. 4, 2012 |
| 391 | Andrew Luck at Det, Dec. 2, 2012 |
| 362 | Andrew Luck vs. G.B., Oct. 7, 2012 |
| 359 | Jack Trudeau at NYJ, Nov. 16, 1986 |
| 357 | Peyton Manning at Bal, Nov. 29, 1998 |

*= NFL Record

MOST 300+ GAMES (SEASON)

| | |
|----|--------------------------------|
| 10 | Andrew Luck, 2014 |
| 9 | Peyton Manning, 2009 |
| 7 | Peyton Manning, 2010 |
| 7 | Andrew Luck, 2018 |
| 6 | Peyton Manning (2), 2004, 2006 |
| 6 | Andrew Luck, 2012 |

MOST 300+ GAMES (ROOKIE)

| | |
|----|----------------------|
| 6* | Andrew Luck, 2012 |
| 4 | Peyton Manning, 1998 |
| 2 | Jack Trudeau, 1986 |
| 1 | John Unitas, 1956 |

*= NFL Record

MOST 300+ GAMES (CAREER)

| | |
|----|-------------------------|
| 63 | Peyton Manning, 1998-11 |
| 33 | Andrew Luck, 2012-18 |
| 26 | John Unitas, 1956-72 |
| 8 | Bert Jones, 1973-81 |
| 7 | Jeff George, 1990-93 |

MOST CONSC. 300+ GAMES

| | |
|---|----------------------------|
| 8 | Andrew Luck, G3-10, 2014 |
| 5 | Peyton Manning, G1-5, 2009 |
| 3 | John Unitas, G12-14, 1963 |
| 3 | Peyton Manning, G6-8, 2006 |
| 3 | Peyton Manning, G7-9, 2009 |
| 3 | Andrew Luck, G4-6, 2018 |

MOST YARDS (SEASON)

| | |
|-------|----------------------|
| 4,761 | Andrew Luck, 2014 |
| 4,700 | Peyton Manning, 2010 |
| 4,593 | Andrew Luck, 2018 |
| 4,557 | Peyton Manning, 2004 |
| 4,500 | Peyton Manning, 2009 |
| 4,413 | Peyton Manning, 2000 |

MOST YARDS (ROOKIE)

| | |
|---------|----------------------|
| 4,374 * | Andrew Luck, 2012 |
| 3,739 | Peyton Manning, 1998 |
| 2,225 | Jack Trudeau, 1986 |
| 2,152 | Jeff George, 1990 |
| 1,619 | Chris Chandler, 1988 |

*= NFL Record

MOST SEASONS LEADING TEAM (YDS/TDS)

| | |
|----|------------------------------|
| 14 | John Unitas, 1956-67, 69-70 |
| 13 | Peyton Manning, 1998-11 |
| 6 | Bert Jones, 1974-77, 1980-81 |

| | |
|---|-----------------------|
| 6 | Andrew Luck, 2012-18 |
| 4 | Mike Pagel, 1982-85 |
| 4 | Jeff George, 1990-93 |
| 4 | Jim Harbaugh, 1994-97 |

MOST CONSC. SEASONS LEADING TEAM (YDS/TDS)

| | |
|----|-------------------------|
| 13 | Peyton Manning, 1998-10 |
| 12 | John Unitas, 1956-67 |
| 5 | Andrew Luck, 2012-16 |
| 4 | Bert Jones, 1974-77 |
| 4 | Mike Pagel, 1982-85 |
| 4 | Jeff George, 1990-93 |
| 4 | Jim Harbaugh, 1994-97 |

MOST 2,000+ SEASONS

| | |
|----|----------------------------------|
| 13 | John Unitas, 1957-67, 1969-70 |
| 13 | Peyton Manning, 1998-10 |
| 5 | Bert Jones, 1975-77, 1980-81 |
| 5 | Andrew Luck, 2012-14, 2016, 2018 |
| 3 | Jeff George, 1990-91, 1993 |
| 3 | Jim Harbaugh, 1995-97 |

MOST CONSC. 2,000+ SEASONS

| | |
|----|-------------------------|
| 13 | Peyton Manning, 1998-10 |
| 11 | John Unitas, 1957-67 |
| 3 | Bert Jones, 1975-77 |
| 3 | Jim Harbaugh, 1995-97 |
| 3 | Andrew Luck, 2012-14 |

MOST YARDS (CAREER)

| | |
|--------|-------------------------|
| 54,828 | Peyton Manning, 1998-11 |
| 39,768 | John Unitas, 1956-72 |
| 23,671 | Andrew Luck, 2012-18 |
| 17,663 | Bert Jones, 1973-81 |
| 9,647 | Jack Trudeau, 1986-93 |

PASSING TOUCHDOWNS

MOST TOUCHDOWNS (GAME)

| | |
|---|---|
| 6 | Peyton Manning at N.O., Sept. 28, 2003 |
| 6 | Peyton Manning at Det, Nov. 25, 2004 |
| 5 | Gary Cuzzo at Min, Nov. 14, 1965 |
| 5 | Gary Hogeboom at Buf, Oct. 4, 1987 |
| 5 | Peyton Manning vs. Atl, Dec. 14, 2003 |
| 5 | Peyton Manning vs. G.B., Sept. 26, 2004 |
| 5 | Peyton Manning at K.C., Oct. 31, 2004 |
| 5 | Peyton Manning vs. Hou, Nov. 14, 2004 |
| 5 | Andrew Luck vs. Was, Nov. 30, 2014 |

MOST TOUCHDOWNS (ROOKIE-GAME)

| | |
|---|--|
| 4 | Andrew Luck at Det, Dec. 2, 2012 |
| 3 | John Unitas vs. L.A. Rams, Nov. 25, 1956 |
| 3 | Jeff George at Cin, Nov. 25, 1990 |
| 3 | Jeff George vs. Was, Dec. 22, 1990 |
| 3 | Peyton Manning at S.F., Oct. 18, 1998 |
| 3 | Peyton Manning vs. NYJ, Nov. 15, 1998 |
| 3 | Peyton Manning at Bal, Nov. 29, 1998 |
| 3 | Peyton Manning vs. Cin, Dec. 13, 1998 |

HIGHEST TD PCT. (GAME-20 ATT)

| | |
|-------|--|
| 24.00 | Peyton Manning at N.O., Sept. 28, 2003 |
| 23.53 | Peyton Manning at Balt, Dec. 9, 2007 |
| 21.43 | Peyton Manning at Det, Nov. 25, 2004 |
| 20.00 | John Unitas at Atl, Nov. 12, 1967 |
| 20.00 | Gary Hogeboom at Buf, Oct. 4, 1987 |

HIGHEST TD PCT. (ROOKIE-GAME-20 ATT)

| | |
|-------|--|
| 12.50 | John Unitas vs. L.A. Rams, Nov. 25, 1956 |
| 11.54 | Peyton Manning vs. Cin, Dec. 13, 1998 |
| 10.00 | Mike Pagel vs. Cin, Dec. 5, 1982 |
| 10.00 | Peyton Manning at S.F., Oct. 18, 1998 |
| 9.68 | Jeff George at Cin, Nov. 25, 1990 |

MOST GAMES WITH TOUCHDOWNS (SEASON)

| | |
|----|--|
| 15 | Peyton Manning (5), 1998, 2000, 2002, 2004, 2006 |
| 15 | Andrew Luck (2), 2014, 2016 |
| 15 | Carson Wentz, 2021 |
| 14 | Andrew Luck, 2018 |
| 14 | Peyton Manning (5), 1999, 2001, 2007-08, 2010 |
| 14 | Philip Rivers, 2020 |
| 13 | Earl Morrall, 1968 |





13 Peyton Manning, 2009
13 Andrew Luck, 2012

MOST GAMES WITH TOUCHDOWNS (ROOKIE)

15 Peyton Manning, 1998
13 Andrew Luck, 2012
9 Jeff George, 1990
8 Chris Chandler, 1988
7 George Shaw, 1955
7 Jack Trudeau, 1986

MOST TOUCHDOWNS (SEASON)

49 Peyton Manning, 2004
40 Andrew Luck, 2014
39 Andrew Luck, 2018
33 Peyton Manning (3), 2000, 2009-10
32 John Unitas, 1959
31 Peyton Manning (2), 2006-07
31 Andrew Luck, 2016

MOST TOUCHDOWNS (ROOKIE)

26 Peyton Manning, 1998
23 Andrew Luck, 2012
16 Jeff George, 1990
10 George Shaw, 1955
9 John Unitas, 1956

MOST GAMES WITH TOUCHDOWNS (CAREER)

182 Peyton Manning, 1998-11
144 John Unitas, 1956-72
76 Andrew Luck, 2012-18
68 Bert Jones, 1973-81
31 Mike Pagel, 1982-85
31 Jim Harbaugh, 1994-97

MOST CONSC. GAMES PASSING TDS

47 John Unitas, G10-1956/G10-1960
33 Andrew Luck, G1-2014-G9-2015/G1-2016-G16-2016/G1-2018-G11-2018
27 Peyton Manning, G4-1998/G14-1999
18 Andrew Luck, G13-16-2013/G14-2014
16 Peyton Manning, G16-2003/G15-2004
13 Peyton Manning, G1-13-2000
13 Peyton Manning, G15-16-2000/G11-2001

MOST CONSC. GAMES PASSING TDS (ROOKIE)

13 Peyton Manning, G4-16, 1998
7 Andrew Luck, G10-16, 2012
4 Bert Jones, G1-4, 1973
4 Jack Trudeau, G4-7, 1986
4 Jeff George, G9-12, 1990
4 Andrew Luck, G1-4, 2012

MOST CONSC. GAMES 2+ TD PASSES

13 Peyton Manning, G1-13, 2004
12 John Unitas, G1-12, 1959
8 Peyton Manning, G6-13, 2005
8 Andrew Luck, G4-11, 2018
8 Andrew Luck, G10-16 2016/G2 2018
7 John Unitas, G4-8, 10-11, 1965
7 Peyton Manning, G10-16, 2010

HIGHEST TD PCT. (CAREER-1000 ATT)

5.62 John Unitas, 1956-72
5.53 Peyton Manning, 1998-11
5.19 Andrew Luck, 2012-18
4.95 Bert Jones, 1973-81
3.98 Jim Harbaugh, 1994-97

HIGHEST TD PCT. (SEASON-200 ATT)

9.86 Peyton Manning, 2004
8.72 John Unitas, 1959
8.2 Earl Morrall, 1968
8.16 John Unitas, 1965
7.97 John Unitas, 1957

HIGHEST TD PCT. (ROOKIE-SEASON-100 ATT)

4.79 Jeff George, 1990

4.55 John Unitas, 1956
4.52 Peyton Manning, 1998
4.22 George Shaw, 1955
3.7 Bert Jones, 1973

LONGEST TOUCHDOWN PASSES

90t Jones to Roger Carr vs. NYJ, Nov. 16, 1975
89t Unitas to John Mackey at L.A. Rams, Oct. 30, 1966
89t Jones to Roger Carr at Buf, Nov. 9, 1975
88t Unitas to Tom Matte vs. Atl, Sept. 17, 1967
87t Painter to Pierre Garcon at T.B., Oct. 3, 2011
87t Luck to T.Y. Hilton vs. N.O., Oct. 25, 2015

LONGEST TOUCHDOWN PASSES (ROOKIE)

84t Trudeau to Bill Brooks at S.F., Oct. 5, 1986
82t Shaw to Buddy Young at G.B., Oct. 8, 1955
78t Manning to Marshall Faulk vs. N.O., Sept. 27, 1998
71t Sorgi to Reggie Wayne at Den, Jan. 2, 2005
70t Luck to T.Y. Hilton vs. Hou, Dec. 30, 2012

MOST TOUCHDOWNS (CAREER)

399 Peyton Manning, 1998-11
287 John Unitas, 1956-72
171 Andrew Luck, 2012-18
122 Bert Jones, 1973-81
49 Jim Harbaugh, 1994-97

PASSING AVERAGE

HIGHEST AVG. PER ATTEMPT (GAME-20 ATT)

18.50 John Unitas at Atl, Nov. 12, 1967
15.67 John Unitas vs. Det, Nov. 10, 1963
15.64 John Unitas vs. Min, Dec. 8, 1963
14.65 Peyton Manning at Bal, Dec. 9, 2007

HIGHEST AVG. PER ATTEMPT (ROOKIE-GAME-20 ATT)

12.21 John Unitas vs. L.A. Rams, Nov. 25, 1956
11.32 Jeff George vs. NYJ, Nov. 18, 1990
10.47 John Unitas at Det, Nov. 18, 1956

HIGHEST AVG. PER ATTEMPT (SEASON-200 ATT)

9.26t John Unitas, 1964
9.18t John Unitas, 1968
9.17t Peyton Manning, 2004
9.05t Bert Jones, 1976

HIGHEST AVG. PER ATTEMPT (ROOKIE-SEASON-100 ATT)

7.57 John Unitas, 1956
6.98 Andrew Luck, 2012
6.95 Chris Chandler, 1988
6.69 George Shaw, 1955
6.50 Peyton Manning, 1998

HIGHEST AVG. PER ATTEMPT (CAREER-1,000 ATT)

7.78 John Unitas, 1956-72
7.60 Peyton Manning, 1998-11
7.19 Andrew Luck, 2012-18
7.17 Bert Jones, 1973-81
7.08 Jim Harbaugh, 1994-97

HIGHEST AVG. PER COMP (GAME-20 ATT)

22.25 John Unitas vs. S.F., Nov. 26, 1960
22.12 John Unitas vs. Det, Nov. 10, 1963
21.93 John Unitas vs. Chi, Oct. 2, 1960
21.86 Bert Jones at Buf, Nov. 9, 1975
21.85 John Unitas vs. Min, Oct. 1, 1961

HIGHEST AVG. PER COMP (ROOKIE-GAME-20 ATT)

18.47 John Unitas at Det, Nov. 18, 1956
17.79 Jeff George vs. NYJ, Nov. 18, 1990
17.67 Jeff George at N.E., Nov. 11, 1990
16.67 George Shaw vs. S.F., Nov. 27, 1955
16.29 Andrew Luck at Det, Dec. 2, 2012

HIGHEST AVG. PER COMP (SEASON-200 ATT)

17.87 John Unitas, 1964
16.31 John Unitas, 1960
15.98 Earl Morrall, 1968
15.43 John Unitas, 1965
15.02 John Unitas, 1959





HIGHEST AVG. PER COMP (ROOKIE-SEASON-100 ATT)

| | |
|-------|----------------------|
| 13.62 | John Unitas, 1956 |
| 13.33 | George Shaw, 1955 |
| 12.90 | Andrew Luck, 2012 |
| 12.55 | Chris Chandler, 1988 |
| 12.53 | Bert Jones, 1973 |

HIGHEST AVG. PER COMP (CAREER-1,000 ATT)

| | |
|-------|-----------------------|
| 14.22 | John Unitas, 1956-72 |
| 12.78 | Bert Jones, 1973-81 |
| 12.45 | Mike Pagel, 1982-85 |
| 11.88 | Jack Trudeau, 1986-93 |
| 11.83 | Andrew Luck, 2012-18 |

INTERCEPTIONS

MOST INTERCEPTIONS (GAME)

| | |
|---|---------------------------------------|
| 6 | Peyton Manning at S.D., Nov. 11, 2007 |
| 5 | Fred Enke at G.B., Oct. 18, 1953 |
| 5 | Fred Enke at Det. Nov. 17, 1953 |
| 5 | John Unitas vs. S.F., Nov. 26, 1960 |
| 5 | John Unitas at G.B., Oct. 8, 1961 |
| 5 | John Unitas at Det. Nov. 20, 1966 |
| 5 | John Unitas vs. Chi. Nov. 29, 1970 |
| 5 | Bill Troup vs. Mia, Sept. 10, 1978 |

MOST INTERCEPTIONS (ROOKIE-GAME)

| | |
|---|--------------------------------------|
| 4 | George Shaw vs. G.B., Oct. 29, 1955 |
| 4 | Bert Jones vs. NYJ, Sept. 23, 1973 |
| 4 | Bert Jones vs. N.O., Sept. 30, 1973 |
| 4 | Mike Kirkland at Mia, Oct. 29, 1978 |
| 4 | Jack Trudeau vs. N.E., Nov. 9, 1986 |
| 4 | Jack Trudeau at NYJ, Nov. 16, 1986 |
| 4 | Jeff George vs. N.E., Sept. 16, 1990 |

MOST INTERCEPTIONS (SEASON-200 ATT)

| | |
|----|----------------------|
| 28 | Peyton Manning, 1998 |
| 24 | John Unitas, 1960 |
| 24 | John Unitas, 1961 |
| 24 | John Unitas, 1966 |
| 23 | John Unitas, 1962 |
| 23 | Peyton Manning, 2001 |

MOST INTERCEPTIONS (ROOKIE-SEASON-100 ATT)

| | |
|----|----------------------|
| 28 | Peyton Manning, 1998 |
| 19 | George Shaw, 1955 |
| 18 | Jack Trudeau, 1986 |
| 18 | Andrew Luck, 2012 |
| 13 | Jeff George, 1990 |

MOST INTERCEPTIONS (CAREER)

| | |
|-----|-------------------------|
| 246 | John Unitas, 1956-72 |
| 198 | Peyton Manning, 1998-11 |
| 97 | Bert Jones, 1973-81 |
| 83 | Andrew Luck, 2012-18 |
| 62 | Jack Trudeau, 1986-93 |

FEWEST INTERCEPTIONS (SEASON-200 ATT)

| | |
|---|-----------------------------|
| 4 | Jim Harbaugh, 1997 (309) |
| 5 | Matt Hasselbeck, 2015 (256) |
| 5 | Jim Harbaugh, 1995 (314) |
| 6 | Jacoby Brissett, 2019 (447) |
| 6 | John Unitas, 1964 (305) |
| 6 | Marty Domres, 1972 (222) |
| 6 | Jack Trudeau, 1987 (229) |
| 6 | Jeff George, 1993 (407) |
| 6 | Jim Harbaugh, 1994 (202) |

FEWEST INTERCEPTIONS (ROOKIE-SEASON-100 ATT)

| | |
|----|----------------------------|
| 7 | Mike Pagel, 1982 (221) |
| 10 | John Unitas, 1956 (198) |
| 12 | Bert Jones, 1973 (108) |
| 12 | Chris Chandler, 1988 (233) |
| 13 | Jeff George, 1990 (334) |

LOWEST INTERCEPTION PCT. (SEASON-200 ATT)

| | |
|------|-----------------------|
| 1.29 | Jim Harbaugh, 1997 |
| 1.3 | Jacoby Brissett, 2019 |

| | |
|------|-----------------------|
| 1.4 | Carson Wentz, 2021 |
| 1.48 | Jeff George, 1993 |
| 1.49 | Jacoby Brissett, 2017 |
| 1.58 | Andrew Luck, 2013 |

LOWEST INTERCEPTION PCT. (ROOKIE-SEASON-100 ATT)

| | |
|------|----------------------|
| 2.87 | Andrew Luck, 2012 |
| 3.17 | Mike Pagel, 1982 |
| 3.89 | Jeff George, 1990 |
| 4.32 | Jack Trudeau, 1986 |
| 4.87 | Peyton Manning, 1998 |

LOWEST INTERCEPTION PCT. (CAREER-1,000 ATT)

| | |
|-----|-------------------------|
| 2.1 | Jim Harbaugh, 1994-97 |
| 2.5 | Andrew Luck, 2012-18 |
| 2.7 | Peyton Manning, 1998-11 |
| 3.0 | Jeff George, 1990-93 |
| 3.9 | Bert Jones, 1973-81 |

MOST CONSC. PASSES WITHOUT INTERCEPTION (CAREER)

| | |
|-----|---|
| 212 | Carson Wentz, G2-8, 2021 |
| 202 | Jeff George, G10-16, 1993 |
| 190 | Peyton Manning, G13-16, 2006/G1-2, 2007 |
| 179 | Jim Harbaugh, G3-10, 1996 |
| 170 | Jim Harbaugh, G6-16, 1997 |
| 167 | Jacoby Brissett, G12, 2017 - G2, 2019 |
| 165 | Peyton Manning, G16, 2009/G1-4, 2010 |
| 165 | Andrew Luck, G13-16 2012/G1-2, 2013 |

PASSER RATING

HIGHEST RATING (SEASON-200 ATT)

| | |
|-------|----------------------|
| 121.1 | Peyton Manning, 2004 |
| 104.1 | Peyton Manning, 2005 |
| 102.5 | Bert Jones, 1976 |
| 101.0 | Peyton Manning, 2006 |

HIGHEST RATING (ROOKIE-SEASON-100 ATT)

| | |
|------|----------------------|
| 76.5 | Andrew Luck, 2012 |
| 74.0 | John Unitas, 1956 |
| 73.8 | Jeff George, 1990 |
| 71.2 | Peyton Manning, 1998 |
| 67.2 | Chris Chandler, 1988 |

HIGHEST RATING (CAREER-1,000 ATT)

| | |
|------|-------------------------|
| 94.9 | Peyton Manning, 1998-11 |
| 89.5 | Andrew Luck, 2012-18 |
| 86.6 | Jim Harbaugh, 1994-97 |
| 78.8 | John Unitas, 1956-72 |
| 78.8 | Bert Jones, 1973-81 |

RECEIVING

RECEPTIONS

MOST RECEPTIONS (GAME)

| | |
|----|--|
| 15 | Reggie Wayne at Jax, Oct. 3, 2010 |
| 14 | Marvin Harrison at Cle, Dec. 26, 1999 |
| 14 | Marvin Harrison vs. Dal, Nov. 17, 2002 |
| 14 | Dallas Clark vs. Hou, Nov. 8, 2009 |
| 14 | Reggie Wayne vs. Dal, Dec. 5, 2010 |

MOST RECEPTIONS (ROOKIE-GAME)

| | |
|----|--|
| 11 | Randy McMillan vs. NYJ, Nov. 8, 1981 |
| 9 | Randy McMillan at Mia, Nov. 1, 1981 |
| 9 | Bill Brooks at NYJ, Nov. 16, 1986 |
| 9 | Nyheim Hines vs. Hou., Sept. 30, 2018 |
| 8 | Sean Dawkins vs. Dal, Oct. 10, 1993 |
| 8 | Marshall Faulk vs. Was, Oct. 23, 1994 |
| 8 | Austin Collie at Ten, Oct. 11, 2009 |
| 8 | Alec Pierce at Den, Oct. 6, 2022 |
| 8 | Josh Downs at Bal, Sept. 24, 2023 |

MOST CONSC. GAMES WITH RECEPTION

| | |
|-----|-----------------------------------|
| 190 | Marvin Harrison, G1-1996/G16-2008 |
| 134 | Reggie Wayne, G1-2006/G16-2014 |
| 97 | T.Y. Hilton, G1-2015/G18-2021 |
| 77 | Marshall Faulk, G1-1994/G16-1998 |
| 64 | Dallas Clark, G1-2006/G6-2010 |
| 62 | Jessie Hester, G3-1990/G16-1993 |





MOST GAMES 10+ RECEPTIONS (SEASON)

| | |
|---|---------------------------------|
| 6 | Marvin Harrison, 2002 |
| 3 | Raymond Berry, 1960 |
| 3 | Joe Washington, 1979 |
| 3 | Marvin Harrison, 2000 |
| 3 | Reggie Wayne (3), 2007, 2009-10 |

MOST RECEPTIONS (SEASON)

| | |
|-----|-----------------------|
| 143 | Marvin Harrison, 2002 |
| 115 | Marvin Harrison, 1999 |
| 111 | Reggie Wayne, 2010 |
| 109 | Marvin Harrison, 2001 |
| 106 | Reggie Wayne, 2012 |

MOST RECEPTIONS (ROOKIE)

| | |
|----|-----------------------|
| 65 | Bill Brooks, 1986 |
| 64 | Marvin Harrison, 1996 |
| 63 | Nyheim Hines, 2018 |
| 62 | Edgerrin James, 1999 |
| 60 | Austin Collie, 2009 |
| 52 | Andre Rison, 1989 |

MOST SEASONS LEADING TEAM

| | |
|---|---|
| 9 | Marvin Harrison, 1996-97, 1999-04, 2006 |
| 8 | Raymond Berry, 1957-61, 1964-66 |
| 7 | Reggie Wayne, 2005, 2007-08, 2009*-12 |
| 6 | T.Y. Hilton, 2013-16, 2018-19 |
| 4 | Lydell Mitchell, 1974-77 |
| 4 | Bill Brooks, 1987-89, 1991 |

*= Tied for Team Lead

MOST CONSC. SEASONS LEADING TEAM

| | |
|---|---------------------------------|
| 6 | Marvin Harrison, 1999-04 |
| 6 | Reggie Wayne, 2007-08, 2009*-12 |
| 5 | Raymond Berry, 1957-61 |
| 4 | Lydell Mitchell, 1974-77 |
| 4 | T.Y. Hilton, 2013-16 |

*= Tied for Team Lead

MOST SEASONS 50+ RECEPTIONS

| | |
|----|----------------------------------|
| 12 | Marvin Harrison, 1996-06, 2008 |
| 11 | Reggie Wayne, 2003-12, 2014 |
| 8 | T.Y. Hilton, 2012-18, 20 |
| 7 | Raymond Berry, 1958-62, 1965-66 |
| 6 | Bill Brooks, 1986-91 |
| 5 | Edgerrin James, 1999-00, 2002-04 |

CONSC. SEASONS 50+ RECEPTIONS

| | |
|----|--------------------------|
| 11 | Marvin Harrison, 1996-06 |
| 10 | Reggie Wayne, 2003-12 |
| 7 | T.Y. Hilton, 2012-18 |
| 6 | Bill Brooks, 1986-91 |
| 5 | Raymond Berry, 1958-62 |

MOST RECEPTIONS 2 PLAYERS (SEASON)

| | |
|-----|---|
| 204 | Harrison (143)/James (61), 2002 |
| 200 | Clark (100)/Wayne (100), 2009 |
| 181 | Harrison (95)/Wayne (86), 2006 |
| 178 | Wayne (111)/Garcon (67)/Tammie (67), 2010 |
| 177 | Harrison (115)/James (62), 1999 |

MOST RECEPTIONS 3 PLAYERS (SEASON)

| | |
|-----|---|
| 260 | Clark (100)/Wayne (100)/Collie (60), 2009 |
| 253 | Harrison (143)/James (61)/Wayne (49), 2002 |
| 245 | Wayne (111)/Garcon (67)/Tammie (67), 2010 |
| 231 | Harrison (86)/Wayne (77)/Stokley (68), 2004 |
| 221 | Harrison (95)/Wayne (86)/Addai (40), 2006 |

TRIO OF 50+ SEASONAL RECEIVERS

| |
|---|
| Brooks (63)/Rison (52)/Bentley (52), 1989 |
| Bentley (71)/Brooks (62)/Hester (54), 1990 |
| Langhorne (85)/Hester (64)/Johnson (55), 1993 |
| Turner (52)/Faulk (52)/Dawkins (51), 1994 |
| Harrison (64)/Faulk (56)/Dawkins (54), 1996 |
| Faulk (86)/Harrison (59)/Pathon (50), 1998 |
| Harrison (102)/James (63)/Pathon (50), 2000 |
| Harrison (94)/Wayne (68)/James (51), 2003 |
| Harrison (86)/Wayne (77)/Stokley (68)/James (51), 2004 |
| Wayne (82)/Clark (77)/Harrison (60)/Gonzalez (57), 2008 |
| Clark (100)/Wayne (100)/Collie (60)/Addai (51), 2009 |
| Wayne (111)/Garcon (67)/Tammie (67)/Collie (58), 2010 |

Wayne (106)/Avery (60)/Hilton (50), 2012
Hilton (82)/Wayne (64)/Fleener (51), 2014
Hilton (69)/Moncrief (64)/Fleener (54), 2015
Hilton (76)/Ebron (66)/Hines (63)/Rogers (53) 2018

LONGEST RECEPTIONS

| | |
|-----|--|
| 90t | Carr from Jones vs. NYJ, Nov. 16, 1975 |
| 89t | Mackey from Unitas at LA Rams, Oct. 30, 1966 |
| 89t | Carr from Jones at Buf, Nov. 9, 1975 |
| 88t | Matte from Unitas vs. Atl, Sept. 17, 1967 |
| 87t | Garcon from Painter at T.B., Oct. 3, 2011 |
| 87t | Hilton from Luck vs. N.O., Oct. 25, 2015 |

LONGEST RECEPTIONS (ROOKIE)

| | |
|-----|---|
| 85t | Faulk from Jim Harbaugh vs. Was, Oct. 23, 1994 |
| 84t | Brooks from Jack Trudeau at S.F., Oct. 5, 1986 |
| 80t | Wilkins from Peyton Manning at Phi, Nov. 21, 1999 |
| 79t | Moncrief from Andrew Luck vs. Was, Nov. 30, 2014 |
| 78t | Womble from Garry Kerkorian vs. S.F., Nov. 28, 1954 |

MOST GAMES WITH RECEPTIONS (CAREER)

| | |
|-----|--------------------------|
| 205 | Reggie Wayne, 2001-14 |
| 190 | Marvin Harrison, 1996-08 |
| 142 | Raymond Berry, 1955-67 |
| 139 | T.Y. Hilton, 2012-21 |
| 116 | Lenny Moore, 1956-67 |

MOST GAMES 10+ RECEPTIONS (CAREER)

| | |
|----|--------------------------|
| 16 | Marvin Harrison, 1996-08 |
| 15 | Reggie Wayne, 2001-14 |
| 11 | Raymond Berry, 1955-67 |
| 3 | Don McCauley, 1971-81 |
| 3 | Lydell Mitchell, 1972-77 |
| 3 | Joe Washington, 1978-80 |
| 3 | Anthony Johnson, 1990-93 |
| 3 | Dallas Clark, 2003-11 |
| 3 | T.Y. Hilton, 2012-18 |

3 Michael Pittman Jr., 2020-22

MOST RECEPTIONS (CAREER)

| | |
|-------|--------------------------|
| 1,102 | Marvin Harrison, 1996-08 |
| 1,070 | Reggie Wayne, 2001-14 |
| 631 | Raymond Berry, 1955-67 |
| 631 | T.Y. Hilton, 2012-21 |
| 427 | Dallas Clark, 2003-11 |

RECEIVING YARDS

MOST YARDS (GAME)

| | |
|-----|---------------------------------------|
| 224 | Raymond Berry at Was, Nov. 10, 1957 |
| 223 | T.Y. Hilton at Hou, Oct. 9, 2014 |
| 212 | Reggie Wayne vs. G.B., Oct. 7, 2012 |
| 210 | Roger Carr at NYJ, Oct. 24, 1976 |
| 203 | Reggie Langhorne at Was, Nov. 7, 1993 |
| 200 | Reggie Wayne vs. Dal, Dec. 5, 2010 |

MOST YARDS (ROOKIE-GAME)

| | |
|-----|---|
| 177 | Bill Brooks at NYJ, Nov. 16, 1986 |
| 144 | John Mackey vs. Min, Dec. 8, 1963 |
| 135 | Andre Rison vs. Cle, Dec. 10, 1989 |
| 134 | (4 times) Last: Donte Moncrief vs. Was, Nov. 30, 2014 |

MOST 100+ GAMES (SEASON)

| | |
|----|--|
| 10 | Marvin Harrison, 2002 |
| 9 | Marvin Harrison, 1999 |
| 8 | Marvin Harrison, 2000 |
| 7 | Raymond Berry, 1960 |
| 6 | Marvin Harrison (4), 2001, 2003, 2005-06 |
| 6 | Reggie Wayne, 2007 |
| 6 | T.Y. Hilton, 2014 |
| 6 | T.Y. Hilton, 2016 |

MOST 100+ GAMES (ROOKIE)

| | |
|---|------------------------|
| 5 | T.Y. Hilton, 2012 |
| 3 | Andre Rison, 1989 |
| 2 | Ray Perkins, 1967 |
| 2 | Bill Brooks, 1986 |
| 2 | Marvin Harrison, 1996 |
| 2 | Anthony Gonzalez, 2007 |
| 2 | Donte Moncrief, 2014 |

MOST 100+ GAMES (CAREER)



REGULAR INDIVIDUAL



| | |
|----|--------------------------|
| 59 | Marvin Harrison, 1996-08 |
| 43 | Reggie Wayne, 2001-14 |
| 34 | T.Y. Hilton, 2012-20 |
| 23 | Raymond Berry, 1955-67 |
| 18 | Jimmy Orr, 1961-70 |

MOST CONSC. 100+ GAMES

| | |
|---|-------------------------------|
| 6 | Raymond Berry, G5-10, 1960 |
| 4 | Marvin Harrison, G12-15, 1999 |
| 4 | Marvin Harrison, G5-8, 2000 |
| 4 | Marvin Harrison, G2-5, 2002 |
| 4 | Marvin Harrison, G9-12, 2002 |
| 4 | Marvin Harrison, G4-7, 2003 |

MOST YARDS (SEASON)

| | |
|-------|-----------------------|
| 1,722 | Marvin Harrison, 2002 |
| 1,663 | Marvin Harrison, 1999 |
| 1,524 | Marvin Harrison, 2001 |
| 1,510 | Reggie Wayne, 2007 |
| 1,448 | T.Y. Hilton, 2016 |

MOST YARDS (ROOKIE)

| | |
|-------|-----------------------|
| 1,131 | Bill Brooks, 1986 |
| 861 | T.Y. Hilton, 2012 |
| 836 | Marvin Harrison, 1996 |
| 820 | Andre Rison, 1989 |
| 726 | John Mackey, 1963 |

1,000-YARD SEASONS

| | |
|---|----------------------------|
| 8 | Marvin Harrison, 1996-2008 |
| 8 | Reggie Wayne, 2001-14 |
| 5 | T.Y. Hilton, 2012-21 |
| 1 | Raymond Berry, 1955-67 |
| 1 | Roger Carr, 1974-81 |
| 1 | Bill Brooks, 1986-92 |
| 1 | Reggie Langhorne, 1992-93 |
| 1 | Brandon Stokley, 2003-06 |
| 1 | Dallas Clark, 2003-11 |

1 Michael Pittman Jr., 2020-23

MOST SEASONS LEADING TEAM

| | |
|---|--|
| 9 | Marvin Harrison, 1996-97, 1999-03, 2005-06 |
| 7 | Reggie Wayne, 2004, 2007-12 |
| 7 | T.Y. Hilton, 2013-18, 20 |
| 5 | Jimmy Orr, 1962-65, 1968 |
| 5 | Bill Brooks, 1986-89, 1991 |

MOST CONSC. SEASONS LEADING TEAM

| | |
|---|--------------------------|
| 6 | Reggie Wayne, 2007-12 |
| 6 | T.Y. Hilton, 2013-18 |
| 5 | Marvin Harrison, 1999-03 |
| 4 | Jimmy Orr, 1962-65 |
| 4 | Bill Brooks, 1986-89 |

MOST YARDS (CAREER)

| | |
|--------|--------------------------|
| 14,580 | Marvin Harrison, 1996-08 |
| 14,345 | Reggie Wayne, 2001-14 |
| 9,691 | T.Y. Hilton, 2012-21 |
| 9,275 | Raymond Berry, 1955-67 |
| 6,039 | Lenny Moore, 1956-67 |

RECEIVING TOUCHDOWNS

MOST TOUCHDOWNS (GAME)

| | |
|---|---|
| 3 | Jim Mutscheller at G.B. Oct. 13, 1957 |
| 3 | Raymond Berry at Dal, Oct. 30, 1960 |
| 3 | Raymond Berry vs. G.B., Nov. 6, 1960 |
| 3 | Lenny Moore vs. Min, Oct. 1, 1961 |
| 3 | Jimmy Orr vs. Was, Dec. 8, 1962 |
| 3 | Jimmy Orr vs. L.A. Rams, Oct. 4, 1964 |
| 3 | Roger Carr vs. Cin, Sept. 19, 1976 |
| 3 | Marvin Harrison at K.C., Dec. 15, 1996 |
| 3 | Ken Dilger vs. Mia, Dec. 14, 1997 |
| 3 | Marvin Harrison at S.F., Oct. 18, 1998 |
| 3 | Marvin Harrison at N.E., Sept. 19, 1999 |
| 3 | Marvin Harrison vs. Min, Dec. 24, 2000 |
| 3 | Marvin Harrison vs. Buf, Sept. 23, 2001 |
| 3 | Marvin Harrison vs. Mia, Nov. 11, 2001 |
| 3 | Marvin Harrison at N.O., Sept. 28, 2003 |
| 3 | Brandon Stokley at Det, Nov. 25, 2004 |

| | |
|---|--|
| 3 | Marvin Harrison at Det, Nov. 25, 2004 |
| 3 | Reggie Wayne at Den, Oct. 29, 2006 |
| 3 | Marvin Harrison vs. Cin, Dec. 18, 2006 |
| 3 | Dallas Clark vs. Den, Dec. 13, 2009 |
| 3 | T.Y. Hilton at Hou, Nov. 3, 2013 |
| 3 | Dwayne Allen at NYJ, Dec. 5, 2016 |

MOST TOUCHDOWNS (ROOKIE-GAME)

| | |
|---|--|
| 3 | Marvin Harrison at K.C., Dec. 15, 1996 |
| 2 | John Mackey vs. Min, Dec. 8, 1963 |
| 2 | Ray Perkins vs. S.F., Oct. 1, 1967 |
| 2 | Marshall Johnson at NYJ, Oct. 26, 1975 |
| 2 | Bill Brooks at Hou, Nov. 23, 1986 |
| 2 | Anthony Gonzalez at Bal, Dec. 9, 2007 |
| 2 | Austin Collie at Ten, Oct. 11, 2009 |
| 2 | Blair White at N.E., Nov. 21, 2010 |
| 2 | T.Y. Hilton at N.E., Nov. 18, 2012 |
| 2 | Da'Rick Rogers at Cin, Dec. 8, 2013 |
| 2 | Donte Moncrief vs. Was, Nov. 30, 2014 |
| 2 | Nyheim Hines vs. Hou, Sept. 30, 2018 |
| 2 | Jelani Woods vs. K.C., Sept. 25, 2022 |

MOST GAMES WITH TOUCHDOWNS (SEASON)

| | |
|----|-------------------------------|
| 11 | Marvin Harrison, 2004 |
| 10 | Raymond Berry, 1959 |
| 10 | Marvin Harrison, 2000 |
| 10 | Eric Ebron, 2018 |
| 10 | Reggie Wayne, 2004 |
| 9 | Marvin Harrison (2), 2001, 05 |
| 9 | Reggie Wayne (2), 2007, 09 |

MOST GAMES WITH TOUCHDOWNS (CAREER)

| | |
|----|--------------------------|
| 90 | Marvin Harrison, 1996-08 |
| 73 | Reggie Wayne, 2001-14 |
| 56 | Raymond Berry, 1955-67 |
| 42 | T.Y. Hilton, 2012-2021 |
| 39 | Lenny Moore, 1956-67 |
| 38 | Dallas Clark, 2003-11 |

MOST CONSC. GAMES RECEIVING TDS

| | |
|---|--------------------------------------|
| 7 | Raymond Berry, G8-12-1959/G2-1960 |
| 5 | Jim Mutscheller, G12-1956/G4-1957 |
| 5 | Jim Mutscheller, G11-12-1958/G3-1959 |
| 5 | Raymond Berry, G10-11-1958/G3-1959 |
| 5 | Jimmy Orr, G12-14-1962/G2-1963 |
| 5 | Raymond Berry, G5-9, 1965 |
| 5 | Marvin Harrison, G10-14, 2004 |
| 5 | Dallas Clark, G2-6, 2007 |
| 5 | Reggie Wayne, G3-7, 2009 |
| 5 | Donte Moncrief, G8-12, 2016 |

MOST TOUCHDOWNS (SEASON)

| | |
|----|------------------------------------|
| 15 | Marvin Harrison (2), 2001, 2004 |
| 14 | Marvin Harrison, 2000 |
| 14 | Raymond Berry, 1959 |
| 13 | Eric Ebron, 2018 |
| 12 | Marvin Harrison (3), 1999, 2005-06 |
| 12 | Reggie Wayne, 2004 |

MOST TOUCHDOWNS (ROOKIE)

| | |
|---|-----------------------|
| 8 | Bill Brooks, 1986 |
| 8 | Marvin Harrison, 1996 |
| 7 | John Mackey, 1963 |
| 7 | Austin Collie, 2009 |
| 7 | T.Y. Hilton, 2012 |

MOST SEASONS LEADING TEAM

| | |
|----|---|
| 11 | Marvin Harrison, 1996-97, 1998*, 1999-06 |
| 4 | Raymond Berry, 1958-60, 1964* |
| 4 | Glenn Doughty, 1973*, 1974*, 1975*, 1977* |

*= Tied for Team Lead

MOST CONSC. SEASONS LEADING TEAM

| | |
|----|--|
| 11 | Marvin Harrison, 1996-97, 98*, 1999-06 |
| 3 | Glenn Doughty, 1973*, 1974*, 1975* |
| 3 | Raymond Berry, 1958-60 |
| 3 | Jim Mutscheller 1955-57 |
| 3 | Willie Richardson, 1967-68, 1969* |
| 3 | Dallas Clark, 2007, 2008*, 2009* |

*= Tied for Team Lead



REGULAR INDIVIDUAL



MOST TOUCHDOWNS (CAREER)

| | |
|-----|--------------------------|
| 128 | Marvin Harrison, 1996-08 |
| 82 | Reggie Wayne, 2001-14 |
| 68 | Raymond Berry, 1955-67 |
| 55 | T.Y. Hilton, 2012-2021 |
| 50 | Jimmy Orr, 1961-70 |
| 48 | Lenny Moore, 1956-67 |

RECEIVING AVERAGE

HIGHEST AVERAGE (GAME-3 REC)

| | |
|------|---------------------------------------|
| 48.8 | Raymond Berry at Dal, Oct. 30, 1960 |
| 44.7 | Donte Moncrief vs. Was, Nov. 30, 2014 |
| 42.0 | Roger Carr at NYJ, Oct. 24, 1976 |
| 42.0 | Marcus Pollard at N.O., Nov. 18, 2001 |
| 40.0 | Torrance Small at Sea, Dec. 20, 1998 |

HIGHEST AVERAGE (ROOKIE-GAME-3 REC)

| | |
|------|--|
| 44.7 | Donte Moncrief vs. Was, Nov. 30, 2014 |
| 35.0 | Marshall Johnson at NYJ, Oct. 26, 1975 |
| 28.8 | John Mackey vs. Min, Dec. 8, 1963 |
| 28.3 | Royce Womble vs. S.F., Nov. 22, 1954 |
| 28.3 | T.Y. Hilton vs. Jax, Sept. 23, 2012 |

HIGHEST AVERAGE (SEASON-30 REC)

| | |
|------|-------------------|
| 25.9 | Roger Carr, 1976 |
| 21.7 | Jimmy Orr, 1964 |
| 21.0 | Roger Carr, 1978 |
| 20.8 | Lenny Moore, 1960 |
| 20.7 | John Mackey, 1963 |

HIGHEST AVERAGE (ROOKIE-30 REC)

| | |
|------|-------------------|
| 20.7 | John Mackey, 1963 |
| 17.4 | Bill Brooks, 1986 |
| 17.2 | T.Y. Hilton, 2012 |
| 16.9 | Ray Butler, 1980 |
| 15.8 | Andre Rison, 1989 |

HIGHEST AVERAGE (CAREER-100 REC)

| | |
|------|--------------------------|
| 19.3 | Jimmy Orr, 1961-70 |
| 18.8 | Roger Carr, 1974-81 |
| 17.1 | Ray Butler, 1980-85 |
| 16.8 | Jim Mutscheller, 1954-61 |
| 16.6 | Lenny Moore, 1956-67 |

PUNT RETURNS

GAME

MOST (GAME)

| | |
|---|--|
| 9 | Nesby Glasgow at K.C., Sept. 2, 1979 |
| 8 | Howard Stevens vs. T.B., Oct. 3, 1976 |
| 7 | Alvin Haymond vs. Det, Oct. 10, 1965 |
| 7 | Alvin Haymond vs. L.A. Rams, Nov. 27, 1966 |
| 7 | Larry Anderson vs. Den, Sept. 11, 1983 |
| 7 | Robbie Martin at S.F., Oct. 5, 1986 |

MOST (ROOKIE-GAME)

| | |
|---|--------------------------------------|
| 9 | Nesby Glasgow at K.C., Sept. 2, 1979 |
| 6 | Bruce Laird vs. Buf, Dec. 3, 1972 |

MOST YARDS (GAME)

| | |
|-----|--|
| 195 | Nyheim Hines vs. Car, Dec. 22, 2019 |
| 148 | Carl Taseff at G.B., Oct. 14, 1956 |
| 141 | Ray Buchanan vs. S.D., Nov. 3, 1996 |
| 124 | Clarence Verdin at N.E., Nov. 11, 1990 |
| 111 | T.Y. Hilton, vs. Buf, Nov. 25, 2012 |
| 110 | Ron Gardin vs. Mia, Nov. 1, 1970 |

MOST YARDS (GAME-ROOKIE)

| | |
|-----|--|
| 111 | T.Y. Hilton vs. Buf, Nov. 25, 2012 |
| 110 | Ron Gardin vs. Mia, Nov. 1, 1970 |
| 107 | Dewell Brewer vs. Mia, Dec. 18, 1994 |
| 102 | Marvin Harrison at NYJ, Sept. 8, 1996 |
| 87 | Leonard Dunlap vs. NYJ, Sept. 19, 1971 |

HIGHEST AVERAGE (GAME-2 MIN)

| | |
|------|-------------------------------------|
| 65.0 | Nyheim Hines vs. Car, Dec. 22, 2019 |
|------|-------------------------------------|

| | |
|------|---------------------------------------|
| 47.0 | T.J. Rushing at Oak, Dec. 16, 2007 |
| 37.5 | Ron Gardin vs. NYJ, Sept. 19, 1971 |
| 37.0 | Carl Taseff at G.B., Oct. 14, 1956 |
| 36.7 | *Ron Gardin vs. Mia, Nov. 1, 1970 |
| 32.3 | Clarence Verdin at Mia, Oct. 25, 1992 |

*= Rookie

MOST FAIR CATCHES (GAME)

| | |
|---|---------------------------------------|
| 6 | Griff Whalen vs. Cin, Oct. 19, 2014 |
| 6 | Griff Whalen vs. Jax, Oct. 5, 2015 |
| 5 | *T.Y. Hilton vs. G.B., Oct. 7, 2012 |
| 4 | Timmy Brown at NYG, Nov. 2, 1968 |
| 4 | *Ron Gardin at Mia, Nov. 22, 1970 |
| 4 | *Marvin Harrison at Buf, Oct. 6, 1996 |
| 4 | *Brad Pyatt vs. Hou, Oct. 26, 2003 |
| 4 | Griff Whalen at Ten, Sept. 27, 2015 |
| 4 | Chester Rogers vs. Buf, Oct. 21, 2018 |

*= Rookie

LONGEST TOUCHDOWN RETURN

| | |
|-----|--|
| 90t | Carl Taseff at G.B., Oct. 14, 1956 |
| 90t | T.J. Rushing at Oak, Dec. 16, 2007 |
| 84t | Nyheim Hines vs. Car, Dec. 22, 2019 |
| 84t | Clarence Verdin at Mia, Oct. 25, 1992 |
| 82t | Ray Buchanan vs. S.D., Nov. 3, 1996 |
| 82t | Terrence Wilkins vs. Jax, Sept. 24, 2006 |

SEASON

MOST (SEASON)

| | |
|----|-------------------------|
| 44 | *Nesby Glasgow, 1979 |
| 42 | *Dewell Brewer, 1994 |
| 41 | Alvin Haymond, 1965 |
| 41 | *Terrence Wilkins, 1999 |
| 40 | Alvin Haymond, 1966 |
| 40 | Robbie Martin, 1985 |

*= Rookie

MOST YARDAGE (SEASON)

| | |
|-----|-------------------------|
| 443 | Robbie Martin, 1985 |
| 403 | Alvin Haymond, 1965 |
| 396 | Howard Stevens, 1975 |
| 396 | Clarence Verdin, 1990 |
| 388 | *Terrence Wilkins, 1999 |

*= Rookie

HIGHEST AVERAGE (SEASON-14 MIN)

| | |
|------|-----------------------|
| 13.1 | T.J. Rushing, 2007 |
| 12.9 | Clarence Verdin, 1989 |
| 12.8 | Clarence Verdin, 1990 |
| 12.6 | Wendell Harris, 1964 |
| 11.8 | Ron Gardin, 1970 |

HIGHEST AVERAGE (ROOKIE-14 MIN)

| | |
|------|------------------------|
| 11.8 | Ron Gardin, 1970 |
| 11.5 | T.Y. Hilton, 2012 |
| 10.0 | Jerry Logan, 1963 |
| 9.8 | Marvin Harrison, 1996 |
| 9.5 | Terrence Wilkins, 1999 |

MOST FAIR CATCHES (SEASON)

| | |
|----|----------------------|
| 28 | Chester Rogers, 2018 |
| 25 | Troy Walters, 2005 |
| 22 | T.J. Rushing, 2009 |
| 20 | *Ron Gardin, 1970 |
| 20 | Rick Volk, 1971 |
| 18 | *T.Y. Hilton, 2012 |
| 18 | Griff Whalen, 2015 |

*= Rookie

MOST TOUCHDOWNS (SEASON)

| | |
|---|-----------------------|
| 2 | Nyheim Hines, 2019 |
| 2 | Clarence Verdin, 1992 |

CAREER

PUNT RETURNS MOST (CAREER)

| | |
|-----|--------------------------|
| 155 | Clarence Verdin, 1988-93 |
|-----|--------------------------|



REGULAR INDIVIDUAL



| | |
|-----|---------------------------------------|
| 119 | Terrence Wilkins, 1999-01, 2003, 2006 |
| 112 | Carl Taseff, 1953-61 |
| 109 | Howard Stevens, 1975-77 |
| 108 | Alvin Haymond, 1964-67 |

MOST YARDAGE (CAREER)

| | |
|-------|---------------------------------------|
| 1,537 | Clarence Verdin, 1988-93 |
| 1,065 | Terrence Wilkins, 1999-01, 2003, 2006 |
| 1,012 | Howard Stevens, 1975-77 |
| 911 | Alvin Haymond, 1964-67 |
| 826 | Carl Taseff, 1953-61 |

HIGHEST AVERAGE (CAREER-30 MIN)

| | |
|------|--------------------------|
| 13.5 | Ron Gardin, 1970-71 |
| 11.8 | Nyheim Hines, 2018-22 |
| 9.9 | Clarence Verdin, 1988-93 |
| 9.8 | T.Y. Hilton, 2012-20 |
| 9.7 | Robbie Martin, 1985-86 |
| 9.3 | Howard Stevens, 1975-77 |

MOST FAIR CATCHES (CAREER)

| | |
|----|---------------------------------------|
| 55 | Rick Volk, 1967-75 |
| 54 | Clarence Verdin, 1988-93 |
| 53 | Troy Walters, 2002-05 |
| 47 | Terrence Wilkins, 1999-01, 2003, 2006 |
| 45 | Chester Rogers, 2016-18 |
| 42 | Griff Whalen, 2013-15 |

MOST TOUCHDOWNS (CAREER)

| | |
|---|---|
| 4 | Clarence Verdin, 1988-93 |
| 3 | Terrence Wilkins, 1999-01, 03, 06 |
| 2 | Nyheim Hines, 2018-19 |
| 2 | Carl Taseff, 1953-62 |
| 1 | Brewer/Gardin/Glasgow/Hilton/Logan/Martin/Rushing |

PLAYS FROM SCRIMMAGE

ATTEMPTS

MOST ATTEMPTS (GAME)

| | |
|----|---------------------------------------|
| 42 | Lydell Mitchell at NYJ, Oct. 20, 1974 |
| 42 | Edgerrin James vs. NYJ, Nov. 16, 2003 |
| 39 | Eric Dickerson vs. Buf, Dec. 18, 1988 |
| 39 | Edgerrin James at Sea, Oct. 15, 2000 |
| 39 | Edgerrin James at Jax, Dec. 11, 2005 |

MOST ATTEMPTS (ROOKIE-GAME)

| | |
|----|--|
| 38 | Dominic Rhodes at Buf, Nov. 4, 2001 |
| 34 | Edgerrin James vs. Dal, Oct. 31, 1999 |
| 33 | Rodney Culver at N.E., Dec. 6, 1992 |
| 33 | Edgerrin James at N.E., Sept. 19, 1999 |
| 33 | Dominic Rhodes vs. S.F., Nov. 25, 2001 |
| 33 | Dominic Rhodes vs. Den, Jan. 6, 2002 |
| 33 | Kenton Keith vs. T.B., Oct. 7, 2007 |

MOST ATTEMPTS (SEASON)

| | |
|-----|----------------------|
| 450 | Edgerrin James, 2000 |
| 431 | Edgerrin James, 1999 |
| 424 | Eric Dickerson, 1988 |
| 410 | Marshall Faulk, 1998 |
| 404 | Edgerrin James, 2005 |

MOST ATTEMPTS (ROOKIE)

| | |
|-----|------------------------------|
| 431 | Edgerrin James, 1999 |
| 366 | Marshall Faulk, 1994 |
| 268 | Jonathan Taylor, 2020 |
| 267 | Dominic Rhodes, 2001 |
| 266 | Joseph Addai, 2006 |
| 240 | Alan Ameche, 1955 |

MOST SEASONS 200+ ATTEMPTS

| | |
|---|----------------------------------|
| 6 | Edgerrin James, 1999-00, 2002-05 |
| 5 | Lydell Mitchell, 1973-77 |
| 5 | Marshall Faulk, 1994-98 |
| 4 | Eric Dickerson, 1987-89, 1991 |
| 3 | Tom Matte, 1968-69, 1971 |

| | |
|---|-------------------------------|
| 3 | Curtis Dickey, 1980-81, 1983 |
| 3 | Randy McMillan, 1983, 1985-86 |
| 3 | Joseph Addai, 2006-07, 2009 |
| 3 | Frank Gore, 2015-17 |

CONSC. SEASONS 200+ ATTEMPTS

| | |
|---|--|
| 5 | Lydell Mitchell, 1973-77 |
| 5 | Marshall Faulk, 1994-98 |
| 4 | Edgerrin James, 2002-05 |
| 3 | Eric Dickerson, 1987-89 |
| 3 | Frank Gore, 2015-17 |
| 2 | Addai/Ameche/Dickey/James/Matte/McMillan/Washington/Taylor |

MOST ATTEMPTS (CAREER)

| | |
|------|--------------------------|
| 2544 | Edgerrin James, 1999-05 |
| 1689 | Lydell Mitchell, 1972-77 |
| 1686 | Marshall Faulk, 1994-98 |
| 1449 | Tom Matte, 1961-72 |
| 1431 | Lenny Moore, 1956-67 |

YARDS

MOST YARDS (GAME)

| | |
|-----|--|
| 267 | Marshall Faulk at Bal, Nov. 29, 1998 |
| 254 | Jonathan Taylor vs. Jax, Jan. 4, 2020 |
| 240 | Anthony Johnson vs. N.E., Nov. 15, 1992 |
| 229 | Eric Dickerson vs. T.B., Dec. 27, 1987 |
| 228 | Edgerrin James at Sea, Oct. 15, 2000 |
| 226 | Joseph Addai vs. N.E., Nov. 4, 2007 |

MOST YARDS (ROOKIE-GAME)

| | |
|-----|--|
| 254 | Jonathan Taylor vs. Jax, Jan. 4, 2020 |
| 213 | Marshall Faulk vs. Was, Oct. 23, 1994 |
| 212 | Lenny Moore vs. G.B., Oct. 28, 1956 |
| 209 | Edgerrin James vs. Dal, Oct. 31, 1999 |
| 208 | Joseph Addai vs. Phi, Nov. 26, 2006 |
| 199 | Edgerrin James vs. K.C., Nov. 7, 1999 |
| 199 | Edgerrin James at Phi, Nov. 21, 1999 |

MOST 100+ GAMES (SEASON)

| | |
|----|------------------------------|
| 15 | Edgerrin James, 2000 |
| 13 | Marshall Faulk, 1998 |
| 13 | Edgerrin James, 2004 |
| 13 | Edgerrin James, 2005 |
| 13 | Jonathan Taylor, 2021 |
| 12 | Edgerrin James, 1999 |

MOST 100+ GAMES (ROOKIE)

| | |
|----|------------------------------|
| 12 | Edgerrin James, 1999 |
| 9 | Marshall Faulk, 1994 |
| 6 | Joseph Addai, 2006 |
| 6 | Jonathan Taylor, 2020 |
| 5 | Dominic Rhodes, 2001 |
| 5 | T.Y. Hilton, 2012 |

MOST CONSC. 100+ GAMES

| | |
|----|--|
| 16 | Lydell Mitchell, G8-14-1975/G1-Sep.1, 1976 |
| 13 | Edgerrin James, G1-13, 2005 |
| 12 | Edgerrin James, G1-12, 2000 |
| 10 | Edgerrin James, G4-13, 2004 |
| 9 | Marshall Faulk, G6-14, 1998 |
| 9 | Edgerrin James, G7-15, 1999 |

MOST CONSC. 100+ GAMES (ROOKIE)

| | |
|---|--|
| 9 | Edgerrin James, G7-15, 1999 |
| 3 | Marshall Faulk, G8-10, 1994 |
| 3 | Tony Loric, G7-9, 1964 |
| 2 | Addai/Ameche/Brooks/Harrison/McMillan/Moore/Rhodes |

MOST 100+ GAMES (CAREER)

| | |
|----|--------------------------|
| 75 | Edgerrin James, 1999-05 |
| 59 | Marvin Harrison, 1996-07 |
| 47 | Lenny Moore, 1956-67 |
| 43 | Reggie Wayne, 2001-14 |
| 42 | Lydell Mitchell, 1972-77 |

MOST 150+ GAMES (SEASON)

| | |
|---|----------------------|
| 7 | Edgerrin James, 2000 |
| 6 | Marshall Faulk, 1998 |
| 5 | Lenny Moore, 1958 |
| 5 | Eric Dickerson, 1988 |
| 5 | Edgerrin James, 2004 |

MOST 150+ GAMES (ROOKIE)



REGULAR INDIVIDUAL



| | |
|----------|------------------------------|
| 4 | Edgerrin James, 1999 |
| 3 | Marshall Faulk, 1994 |
| 3 | Dominic Rhodes, 2001 |
| 2 | Alan Ameche, 1955 |
| 2 | Jonathan Taylor, 2020 |
| 1 | Addai/Brooks/McMillan/Moore |

MOST 150+ GAMES (CAREER)

| | |
|----|--------------------------|
| 25 | Edgerrin James, 1999-05 |
| 16 | Lenny Moore, 1956-67 |
| 13 | Marshall Faulk, 1994-98 |
| 12 | Eric Dickerson, 1987-91 |
| 12 | T.Y. Hilton, 2012-2020 |
| 11 | Lydell Mitchell, 1972-77 |

MOST YARDS (SEASON)

| | |
|--------------|------------------------------|
| 2,303 | Edgerrin James, 2000 |
| 2,227 | Marshall Faulk, 1998 |
| 2,171 | Jonathan Taylor, 2021 |
| 2,139 | Edgerrin James, 1999 |
| 2,036 | Eric Dickerson, 1988 |
| 2,031 | Edgerrin James, 2004 |

MOST YARDS (ROOKIE)

| | |
|--------------|------------------------------|
| 2,139 | Edgerrin James, 1999 |
| 1,804 | Marshall Faulk, 1994 |
| 1,468 | Jonathan Taylor, 2020 |
| 1,406 | Joseph Addai, 2006 |
| 1,328 | Dominic Rhodes, 2001 |

MOST 1,000+ SEASONS

| | |
|---|----------------------------------|
| 8 | Marvin Harrison, 1999-06 |
| 8 | Reggie Wayne, 2004-14 |
| 6 | Lenny Moore, 1957-61, 1964 |
| 6 | Edgerrin James, 1999-00, 2002-05 |
| 5 | Lydell Mitchell, 1973-77 |
| 5 | Marshall Faulk, 1994-98 |
| 5 | T.Y. Hilton, 2013-18 |

MOST CONSC. 1,000+ SEASONS

| | |
|---|--------------------------|
| 8 | Marvin Harrison, 1999-06 |
| 7 | Reggie Wayne, 2004-10 |
| 5 | Lenny Moore, 1957-61 |
| 5 | Lydell Mitchell, 1973-77 |
| 5 | Marshall Faulk, 1994-98 |

MOST 1,500+ SEASONS

| | |
|---|----------------------------------|
| 5 | Edgerrin James, 1999-00, 2003-05 |
| 4 | Marshall Faulk, 1994-95, 1997-98 |
| 3 | Lydell Mitchell, 1975-77 |
| 3 | Marvin Harrison, 1999, 2001-02 |
| 2 | Eric Dickerson, 1988-89 |

PCT. OF NET YARDAGE SEASONAL LEADERS

| | |
|------|-------------------------------------|
| 43.5 | Marshall Faulk, 1998 (2,227-5,116) |
| 41.8 | Eric Dickerson, 1988 (2,036-4,870) |
| 40.9 | Marshall Faulk, 1994 (1,804-4,413) |
| 38.8 | Lydell Mitchell, 1977 (1,779-4,588) |
| 38.6 | Lydell Mitchell, 1975 (1,737-4,498) |

MOST YARDS (CAREER)

| | |
|--------|--------------------------|
| 14,608 | Marvin Harrison, 1996-08 |
| 14,345 | Reggie Wayne, 2001-14 |
| 12,065 | Edgerrin James, 1999-05 |
| 11,213 | Lenny Moore, 1956-67 |
| 9,487 | T.Y. Hilton, 2012-21 |
| 9,275 | Raymond Berry, 1955-67 |

SACKS

GAME

MOST (GAME)

| | |
|-----|--|
| 4.5 | Johnnie Cooks at L.A. Raiders, Nov. 25, 1984 |
| 4 | Chip Banks vs. Cle, Sept. 6, 1992 |
| 4 | Duane Bickett at NYJ, Nov. 1, 1987 |
| 3.5 | Duane Bickett at N.E., Dec. 6, 1992 |

| | |
|---|---|
| 3 | (23 times) Last: DeForest Buckner vs. Hou, Dec. 21, 2020 |
|---|---|

MOST (ROOKIE-GAME)

| | |
|---|---|
| 3 | Vernon Maxwell vs. Den, Sept. 11, 1983 |
| 2 | (13 times) Last: T. Lewis, Dec. 16, 2018 |

SEASON

MOST (SEASON)

| | |
|------|----------------------|
| 19.5 | Robert Mathis, 2013 |
| 16 | Dwight Freeney, 2004 |
| 13.5 | Dwight Freeney, 2009 |
| 13 | Dwight Freeney, 2002 |
| 12 | Chad Bratzke, 1999 |

MOST GAMES SACKS (SEASON)

| | |
|----|----------------------|
| 12 | Robert Mathis, 2013 |
| 11 | Dwight Freeney, 2009 |
| 11 | Robert Mathis, 2005 |
| 10 | Dwight Freeney, 2002 |
| 10 | Justin Houston, 2019 |
| 9 | Dwight Freeney, 2004 |
| 9 | Dwight Freeney, 2005 |
| 9 | Robert Mathis, 2010 |
| 9 | Erik Walden, 2016 |

MOST GAMES MULTI-SACKS (SEASON)

| | |
|---|----------------------|
| 7 | Robert Mathis, 2013 |
| 5 | Chad Bratzke, 1999 |
| 5 | Dwight Freeney, 2004 |
| 4 | Robert Mathis, 2006 |
| 4 | Robert Mathis, 2008 |

MOST (ROOKIE)

| | |
|----------|--------------------------------|
| 13 | Dwight Freeney, 2002 |
| 11 | Vernon Maxwell, 1983 |
| 7 | Shaquille Leonard, 2018 |
| 6.5 | Jonathan Newsome, 2014 |
| 6 | Duane Bickett, 1985 |
| 5 | Jon Hand, 1986 |

CAREER

MOST (CAREER)

| | |
|-------|---------------------------|
| 123 | Robert Mathis, 2003-16 |
| 107.5 | Dwight Freeney, 2002-12 |
| 50 | Duane Bickett, 1985-93 |
| 40 | Donnell Thompson, 1981-91 |
| 37 | Chad Bratzke, 1999-03 |

MOST GAMES SACKS (CAREER)

| | |
|----|---------------------------|
| 94 | Robert Mathis, 2003-16 |
| 81 | Dwight Freeney, 2002-12 |
| 38 | Duane Bickett, 1985-93 |
| 37 | Donnell Thompson, 1982-91 |
| 32 | Jon Hand, 1986-93 |

MOST GAMES MULTI-SACKS (CAREER)

| | |
|----|-------------------------|
| 29 | Robert Mathis, 2003-16 |
| 25 | Dwight Freeney, 2002-12 |
| 10 | Duane Bickett, 1986-93 |
| 10 | Chad Bratzke, 1999-01 |

INTERCEPTIONS

GAME

MOST (GAME)

| | |
|---|---|
| 3 | Bert Rechichar vs. Chi, Sept. 27, 1953 |
| 3 | Tom Keane at Phi, Nov. 15, 1953 |
| 3 | Tom Keane at L.A. Rams, Dec. 4, 1954 |
| 3 | Gary Glick at Was, Nov. 26, 1961 |
| 3 | Jerry Logan at NYJ, Oct. 18, 1970 |
| 3 | Jackie Wallace at N.E., Sept. 12, 1976 |
| 3 | Lyle Blackwood vs. NYJ, Nov. 20, 1977 |
| 3 | Eugene Daniel vs. G.B., Oct. 27, 1985 |
| 3 | Leonard Coleman vs. N.O., Oct. 12, 1986 |
| 3 | Mike Prior vs. Phx, Dec. 20, 1992 |

MOST (ROOKIE-GAME)



REGULAR INDIVIDUAL



2 (15 times) Most: Milt Davis (3)/Ray Brown (3)/Bobby Boyd (2)/Last: Clint Session at S.D., Nov. 11, 2007

MOST YARDS RETURNED (GAME)

121 *Milt Davis at Chi, Nov. 17, 1957
116 Andy Nelson vs. G.B., Nov. 2, 1958
113 Ray Buchanan at N.E., Dec. 11, 1994
107 Kelvin Hayden vs. Cin, Dec. 7, 2008
97 Eugene Daniel vs. NYJ, Oct. 29, 1995

* = Rookie

HIGHEST RETURN AVERAGE (GAME-2 INT)

60.5 *Milt Davis at Chi, Nov. 17, 1957
58 Andy Nelson vs. G.B., Nov. 2, 1958
56.5 Ray Buchanan at N.E., Dec. 11, 1994
53.5 Kelvin Hayden vs. Cin, Dec. 7, 2008
47.5 Dwight Lowery at Ten., Sept. 27, 2015

* = Rookie

LONGEST RETURN

97t Eugene Daniel vs. NYJ, Oct. 29, 1995
94t *Rick Volk at Chi, Oct. 8, 1967
94t *James Burroughs at Min, Dec. 12, 1982
90t Rick Volk at S.F., Oct. 13, 1968
90t *Steve Emtman at Mia, Oct. 25, 1992
90t Ray Buchanan at N.E., Dec. 11, 1994

* = Rookie

SEASON

MOST (SEASON)

11 Tom Keane, 1953
10 Milt Davis, 1957
10 Lyle Blackwood, 1977
9 Bobby Boyd, 1964
9 Bobby Boyd, 1965

MOST (ROOKIE)

10 Milt Davis, 1957
8 Ray Brown, 1958
7 Bobby Boyd, 1960
6 Rick Volk, 1967
6 Eugene Daniel, 1984

MOST GAMES INTERCEPTIONS (SEASON)

8 Bobby Boyd, 1964
7 Tom Keane, 1953
7 Milt Davis, 1957
7 Bobby Boyd, 1962, 1965
7 Ray Buchanan, 1994

MOST GAMES INTERCEPTIONS (ROOKIE)

7 Milt Davis, 1957
6 Eugene Daniel, 1984
5 Ray Brown, 1958
5 Bobby Boyd, 1960
5 Rick Volk, 1967

MOST CONSC. GAMES INTERCEPTIONS (ROOKIE)

3 Milt Davis, G1-3, 1957
3 Don Shinnick, G1-3, 1957
3 Eugene Daniel, G13-15, 1984
3 Malik Hooker, G2-4, 2017

MOST GAMES 2+ INTERCEPTIONS (ROOKIE)

3 Milt Davis, 1957
3 Ray Brown, 1958
2 Bobby Boyd, 1960
1 Brazziel/Daniel/Eggers/Jones/Nelson/Session/Volk

MOST YARDS RETURNED (SEASON)

225 Keith Taylor, 1989
221 Ray Buchanan, 1994
219 Milt Davis, 1957
199 Andy Nelson, 1958
185 Bobby Boyd, 1964

MOST YARDS RETURNED (ROOKIE)

219 Milt Davis, 1957
149 Ray Brown, 1958
145 Rick Volk, 1967
132 Bobby Boyd, 1960
94 James Burroughs, 1982

HIGHEST RETURN AVERAGE (ROOKIE-4 INT)

24.2 Rick Volk, 1967
21.9 Milt Davis, 1957
18.9 Bobby Boyd, 1960
18.6 Ray Brown, 1958

HIGHEST RETURN AVERAGE (SEASON-4 INT)

36.5 Lyle Blackwood, 1978
32.1 Keith Taylor, 1989
32.0 Gary Brackett, 2007
31.5 Jackie Wallace, 1975
30.3 Nick Harper, 2003

MOST TOUCHDOWNS (SEASON)

3 Ray Buchanan, 1994
2 Milt Davis*, 1957
2 Jerry Logan, 1965, 1970
2 Jackie Wallace, 1975
2 Lyle Blackwood, 1978
2 Jason Belser, 1996
2 Cato June, 2005
2 Kelvin Hayden, 2010
2 Darius Butler, 2012

* = Rookie

CAREER

MOST (CAREER)

57 Bobby Boyd, 1960-68
37 Don Shinnick, 1957-68
35 Eugene Daniel, 1984-96
34 Jerry Logan, 1963-72
32 Andy Nelson, 1957-63

MOST GAMES INTERCEPTIONS (CAREER)

48 Bobby Boyd, 1960-68
31 Jerry Logan, 1963-72
31 Eugene Daniel, 1984-96
29 Rick Volk, 1967-75
28 Don Shinnick, 1957-68

MOST CONSC. GAMES INTERCEPTIONS (CAREER)

5 Ray Buchanan, G10-14, 1994
4 Carl Taseff, G8-11, 1958
4 Don Shinnick, G11-12-1959/G1-2-1960
4 Charlie Stukes, G2-5, 1971

MOST GAMES 2+ INTERCEPTIONS (CAREER)

9 Bobby Boyd, 1960-68
9 Don Shinnick, 1957-68
6 Milt Davis, 1957-60
6 Andy Nelson, 1957-63
5 Stan White, 1972-79

MOST YARDS RETURNED (CAREER)

994 Bobby Boyd, 1960-68
518 Rick Volk, 1967-75
423 Eugene Daniel, 1984-96
410 Milt Davis, 1957-60
397 Jerry Logan, 1963-72

HIGHEST RETURN AVERAGE (CAREER-12 INT)

22.5 Jason Belser, 1992-00
22.2 Ray Buchanan, 1993-94
20.5 Gary Brackett, 2003-11
19.9 Bruce Laird, 1972-81
19.6 Lyle Blackwood, 1977-80

MOST TOUCHDOWNS (CAREER)

5 Jerry Logan, 1963-72
4 Bobby Boyd, 1960-68
3 Milt Davis, 1957-60
3 Andy Nelson, 1957-63
3 Ray Buchanan, 1993-94
3 Eugene Daniel, 1984-96
3 Jason Belser, 1992-00
3 Kelvin Hayden, 2005-10
3 Darius Butler, 2012-17

CONSC. GAMES WITH TOUCHDOWNS

2 Ray Buchanan, G13-14, 1994





PUNTING

GAME

MOST (GAME)

| | |
|----|---------------------------------------|
| 12 | Chris Gardocki at Buf, Oct. 6, 1996 |
| 11 | Cotton Davidson at Chi, Oct. 10, 1954 |
| 11 | Joe Don Looney at S.F., Nov. 29, 1964 |
| 11 | David Lee at Mia, Nov. 11, 1973 |
| 11 | David Lee at N.E., Oct. 19, 1975 |

MOST (ROOKIE-GAME)

| | |
|----|--|
| 11 | Cotton Davidson at Chi, Oct. 10, 1954 |
| 11 | Joe Don Looney at S.F., Nov. 29, 1964 |
| 9 | Ray Brown at Chi, Nov. 16, 1958 |
| 9 | David Lee vs. L.A. Rams, Nov. 27, 1966 |

MOST PUNT YARDS (GAME)

| | |
|-----|-------------------------------------|
| 551 | Chris Gardocki at Buf, Oct. 6, 1996 |
| 517 | Pat McAfee vs. N.O., Oct. 25, 2015 |
| 462 | Rohn Stark at Den, Dec. 11, 1983 |
| 456 | Rohn Stark at N.E., Oct. 2, 1988 |
| 451 | Pat McAfee vs. Atl, Nov. 6, 2011 |

MOST PUNT YARDS (GAME-ROOKIE)

| | |
|-----|--|
| 445 | Joe Don Looney at S.F., Nov. 29, 1964 |
| 425 | Cotton Davidson at Chi, Oct. 10, 1954 |
| 409 | David Lee vs. L.A. Rams, Nov. 27, 1966 |
| 405 | Ray Brown at Chi, Nov. 16, 1958 |
| 339 | Pat McAfee vs. N.E., Nov. 15, 2009 |

PUNTS BLOCKED (GAME)

| | |
|---|---------------------------------|
| 2 | David Lee at Mia, Nov. 11, 1973 |
|---|---------------------------------|

MOST TOUCHBACKS (GAME)

| | |
|---|------------------------------------|
| 4 | Rohn Stark at Buf, Oct. 20, 1985 |
| 4 | Rohn Stark vs. Mia, Nov. 6, 1993 |
| 4 | Rohn Stark at T.B., Sept. 11, 1994 |

MOST INSIDE 20 (GAME)

| | |
|---|-----------------------------------|
| 6 | Pat McAfee vs. Den, Oct. 20, 2013 |
| 5 | David Lee at Stl, Dec. 4, 1976 |
| 5 | Rohn Stark at N.E., Nov. 11, 1990 |
| 5 | Pat McAfee vs. Hou, Dec. 20, 2015 |

HIGHEST AVERAGE GAME (3 MIN)

| | |
|------|-------------------------------------|
| 57.7 | Hunter Smith at Hou, Sept. 23, 2007 |
| 56.8 | Matt Haack vs. WAS, Oct. 30, 2022 |
| 56.7 | Pat McAfee vs. N.E., Nov. 16, 2014 |
| 56.5 | Hunter Smith at K.C., Sept. 3, 2000 |
| 56.3 | David Lee* vs. S.F., Sept. 25, 1966 |

*= Rookie

SEASON

MOST (SEASON)

| | |
|----|-------------------|
| 99 | Bucky Dilts, 1979 |
| 98 | Rohn Stark, 1984 |
| 92 | David Lee, 1978 |
| 91 | Rohn Stark, 1983 |
| 88 | Pat McAfee, 2011 |

MOST (ROOKIE)

| | |
|----|--------------------------------|
| 84 | Rigoberto Sanchez, 2017 |
| 72 | Cotton Davidson, 1954 |
| 64 | Pat McAfee, 2009 |
| 58 | Hunter Smith, 1999 |
| 54 | Ray Brown, 1958 |

MOST PUNT YARDS (SEASON)

| | |
|-------|--------------------------------|
| 4,383 | Rohn Stark, 1984 |
| 4,124 | Rohn Stark, 1983 |
| 4,098 | Pat McAfee, 2011 |
| 4,052 | Pat McAfee, 2015 |
| 3,764 | Rigoberto Sanchez, 2017 |

MOST PUNT YARDS (ROOKIE)

| | |
|-------|--------------------------------|
| 3,764 | Rigoberto Sanchez, 2017 |
| 2,837 | Pat McAfee, 2009 |
| 2,678 | Cotton Davidson, 1954 |

| | |
|-------|--------------------|
| 2,467 | Hunter Smith, 1999 |
| 2,233 | David Lee, 1966 |

HIGHEST AVERAGE (SEASON-32 MIN)

| | |
|------|------------------|
| 49.3 | Pat McAfee, 2016 |
| 48.2 | Pat McAfee, 2012 |
| 47.7 | Pat McAfee, 2015 |
| 46.7 | Pat McAfee, 2014 |
| 46.6 | Pat McAfee, 2011 |

HIGHEST AVERAGE (ROOKIE-32 MIN)

| | |
|------|----------------------------------|
| 45.6 | David Lee, 1966 |
| 44.8 | Rigoberto Sanchez, 2017 |
| 44.4 | Rohn Stark, 1982 (9-game season) |
| 44.3 | Pat McAfee, 2009 |
| 43.0 | Tom Gilburg, 1961 |

40.0+ GAMES (SEASON-3 PUNT MIN)

| | |
|----|----------------------|
| 16 | Pat McAfee, 2011 |
| 16 | Pat McAfee, 2015 |
| 15 | Chris Gardocki, 1998 |
| 14 | Rohn Stark, 1983 |
| 14 | Pat McAfee, 2012 |
| 14 | Pat McAfee, 2014 |

50.0+ GAMES (SEASON-3 PUNT MIN)

| | |
|---|--------------------------------|
| 5 | Pat McAfee, 2012 |
| 5 | Pat McAfee, 2016 |
| 4 | Pat McAfee, 2011 |
| 4 | Pat McAfee, 2015 |
| 4 | Pat McAfee, 2016 |
| 4 | Rigoberto Sanchez, 2020 |

PUNTS BLOCKED (SEASON)

| | |
|---|---------------------------------|
| 2 | David Lee (3), 1973, 1977, 1978 |
| 2 | Bucky Dilts, 1979 |
| 2 | Mike Bragg, 1980 |
| 2 | Rohn Stark (2), 1985, 1987 |
| 2 | Hunter Smith, 1999 |

MOST TOUCHBACKS (SEASON)

| | |
|----|--------------------|
| 14 | Rohn Stark, 1985 |
| 13 | Rohn Stark, 1993 |
| 12 | David Lee, 1967 |
| 12 | Rohn Stark, 1982 |
| 12 | Hunter Smith, 2001 |

MOST TOUCHBACKS (ROOKIE)

| | |
|----|--------------------|
| 12 | Rohn Stark, 1982 |
| 8 | Hunter Smith, 1999 |
| 6 | Pat McAfee, 2009 |
| 4 | Brown/Sherer |

MOST INSIDE 20 (SEASON)

| | |
|----|--------------------------------|
| 30 | Pat McAfee, 2014 |
| 28 | Pat McAfee, 2015 |
| 28 | Rigoberto Sanchez, 2017 |
| 27 | Pat McAfee, 2013 |
| 26 | Hunter Smith, 2002 |
| 26 | Pat McAfee, 2012 |

CAREER

MOST (CAREER)

| | |
|-----|-----------------------------------|
| 985 | Rohn Stark, 1982-94 |
| 838 | David Lee, 1966-78 |
| 577 | Hunter Smith, 1999-08 |
| 575 | Pat McAfee, 2009-16 |
| 331 | Rigoberto Sanchez, 2017-23 |

MOST PUNT YARDS (CAREER)

| | |
|--------|-----------------------------------|
| 43,162 | Rohn Stark, 1982-94 |
| 34,019 | David Lee, 1966-78 |
| 26,669 | Pat McAfee, 2009-16 |
| 25,040 | Hunter Smith, 1999-08 |
| 14,978 | Rigoberto Sanchez, 2020-23 |

HIGHEST AVERAGE (CAREER-75 MIN)

| | |
|------|---------------------|
| 46.4 | Pat McAfee, 2009-16 |
|------|---------------------|



REGULAR INDIVIDUAL



45.3 Rigoberto Sanchez, 2017-23

44.8 Chris Gardocki, 1995-98
43.8 Rohn Stark, 1982-94
43.4 Hunter Smith, 1999-08

PUNTS BLOCKED (CAREER)

11 David Lee, 1966-78
7 Rohn Stark, 1982-94
5 Hunter Smith, 1999-08
4 Pat McAfee, 2009-16
2 Bragg/Dilts/**Sanchez**

40.0+ GAMES (CAREER-3 PUNT MIN)

144 Rohn Stark, 1982-94
104 Pat McAfee, 2009-16
96 David Lee, 1966-78
90 Hunter Smith, 1999-08

75 Rigoberto Sanchez, 2017-23

46 Chris Gardocki, 1995-98

MOST TOUCHBACKS (CAREER)

111 Rohn Stark, 1982-94
79 David Lee, 1966-78
61 Hunter Smith, 1999-08
49 Pat McAfee, 2009-16
25 Chris Gardocki, 1995-98

MOST INSIDE 20 (CAREER, SINCE 1976)

224 Rohn Stark, 1982-94
193 Hunter Smith, 1999-08
193 Pat McAfee, 2009-16

125 Rigoberto Sanchez, 2017-23

80 Chris Gardocki, 1995-98

LONGEST PUNTS

79 Rigoberto Sanchez, at S.F., Oct. 24, 2021

76 David Lee, at NYG, Oct. 7, 1971
74 Pat McAfee vs. Chi, Oct. 9, 2016
72 Rohn Stark, at Mia, Sept. 23, 1984
72 Chris Gardocki at S.D., Oct. 27, 1997
72 Pat McAfee at Den, Sept. 18, 2016

LONGEST PUNTS (ROOKIE)

64 Joe Don Looney at Det, Oct. 25, 1964
64 David Lee vs. S.F., Sept. 25, 1966
64 David Lee at L.A. Rams, Oct. 30, 1966
62 Joe Don Looney at L.A. Rams, Nov. 22, 1964
61 Tom Gilburg vs. L.A. Rams, Sept. 17, 1961
61 Hunter Smith vs. Was, Dec. 19, 1999

61 Rigoberto Sanchez at Sea, Oct. 3, 2017

KICKOFF RETURNS

GAME

MOST (GAME)

9 Brandon James vs. S.D., Nov. 28, 2010
8 Aaron Bailey at S.D., Oct. 26, 1997
8 Terrence Wilkins at Bal, Dec. 2, 2001
8 Dominic Rhodes at K.C., Oct. 31, 2004
7 Nesby Glasgow at N.E., Nov. 18, 1979
7 Albert Bentley at NYJ, Dec. 10, 1988
7 Mark Stock vs. S.D., Nov. 3, 1996
7 Nate Jacquet at Min, Dec. 21, 1997
7 Troy Walters vs. NYG, Dec. 22, 2002
7 Dominic Rhodes vs. S.D., Dec. 18, 2005

MOST (ROOKIE-GAME)

9 Brandon James vs. S.D., Nov. 28, 2010
7 Nesby Glasgow at N.E., Nov. 18, 1979
7 Nate Jacquet at Min, Dec. 21, 1997
6 Bruce Laird vs. NYJ, Sept. 24, 1972
6 Nesby Glasgow vs. N.E., Oct. 28, 1979
6 Stacey Simmons at Phi, Sept. 30, 1990
6 Dominic Rhodes at K.C., Oct. 25, 2001
6 Pierre Garcon at Ten, Oct. 27, 2008

6 Dallis Flowers, at Dal, Dec. 4, 2022

MOST YARDAGE (GAME)

236 Dominic Rhodes vs. S.D., Dec. 26, 2004

213 Aaron Bailey vs. Sea, Sept. 14, 1997
212 Isaiah Rodgers Sr. at Cle, Oct. 11, 2020
199 Aaron Bailey at Cin, Dec. 22, 1996
195 Alvin Haymond vs. Phi, Nov. 21, 1965
188 Troy Walters vs. NYG, Dec. 22, 2002

MOST YARDAGE (GAME-ROOKIE)

212 Isaiah Rodgers Sr. at Cle, Oct. 11, 2020
181 Bruce Laird vs. NYJ, Sept. 24, 1972
177 Brad Pyatt at T.B., Oct. 6, 2003

175 Dallis Flowers at Min, Dec. 17, 2022

155 Lenny Lyles vs. Was, Oct. 26, 1958
153 Terrence Wilkins vs. Mia, Oct. 10, 1999
150 Pierre Garcon at Ten, Oct. 27, 2008
150 Brandon James vs. S.D., Nov. 28, 2010

150 Dallis Flowers, at Dal, Dec. 4, 2022

HIGHEST AVERAGE (GAME-2 MIN)

80.0 Jordan Todman at GB, Nov. 6, 2016
66.0 Aaron Bailey at Jax, Dec. 10, 1995
63.5 Preston Pearson at S.F., Oct. 13, 1968
62.0 Cotton Speyrer vs. Buf, Nov. 25, 1973
59.5 Johnny Sample vs. Chi, Oct. 2, 1960

TOUCHDOWNS ON OPENING KICKOFF COLTS

104 Buddy Young at Phi, Nov. 11, 1953
99 Jordan Todman at G.B., Nov. 6, 2016
96 Preston Pearson at S.F., Oct. 13, 1968
95 Ronald Humphrey at Pit, Sept. 18, 1994
95 Aaron Bailey at Jax, Dec. 10, 1995

TOUCHDOWNS ON OPENING KICKOFF OPPONENTS

99 Allen Carter vs. N.E., Dec. 21, 1975
99 Jacoby Ford at Oak, Dec. 26, 2010
95 Sammy Martin vs. N.E., Nov. 27, 1988
95 Darren Sproles at S.D., Nov. 11, 2007
84 Jerome Mathis at Hou, Sept. 23, 2007

SEASON

MOST (SEASON)

55 Aaron Bailey, 1997
53 Troy Walters, 2002
52 Terrence Wilkins, 2006
51 Terrence Wilkins, 1999
50 Nesby Glasgow, 1979
50 Clarence Verdin, 1993

MOST (ROOKIE)

51 Terrence Wilkins, 1999
50 Nesby Glasgow, 1979
31 Joe Lefeged, 2011
29 Bruce Laird, 1972
24 Isaiah Rodgers Sr., 2020
23 **Dallis Flowers, 2022**

MOST YARDAGE (SEASON)

1,272 Terrence Wilkins, 2006
1,206 Aaron Bailey, 1997
1,188 Dominic Rhodes, 2004
1,150 Troy Walters, 2002
1,134 Terrence Wilkins, 1999

MOST YARDAGE (ROOKIE)

1,134 Terrence Wilkins, 1999
1,126 Nesby Glasgow, 1979
843 Bruce Laird, 1972
715 **Dallis Flowers, 2022**
692 Isaiah Rodgers, 2020
578 Joe Lefeged, 2011

HIGHEST AVERAGE (SEASON-14 MIN)

35.4 Jim Duncan, 1970
35.1 Preston Pearson, 1968
32.0 Josh Cribbs, 2014
31.1 **Dallis Flowers, 2022**
30.7 Alvin Haymond, 1965



REGULAR INDIVIDUAL



29.9 Jordan Todman, 2016

HIGHEST AVERAGE (ROOKIE-14 MIN)

31.1 **Dallis Flowers, 2022**

29.1 Bruce Laird, 1972

28.8 Isaiah Rodgers Sr., 2020

28.6 Brad Pyatt, 2003

27.1 Quan Bray, 2015

25.4 Dominic Rhodes, 2001

MOST TOUCHDOWNS (SEASON)

2 Lenny Lyles, 1958

2 Preston Pearson, 1968

CAREER

KICKOFF RETURNS MOST (CAREER)

176 Terrence Wilkins, 1999-01, 2003, 2006

169 Clarence Verdin, 1988-93

153 Aaron Bailey, 1994-98

148 Albert Bentley, 1985-91

137 Bruce Laird, 1972-81

MOST YARDAGE (CAREER)

4,017 Terrence Wilkins, 1999-01, 2003, 2006

3,501 Aaron Bailey, 1994-98

3,420 Clarence Verdin, 1988-93

3,406 Bruce Laird, 1972-81

3,175 Albert Bentley, 1985-91

HIGHEST AVERAGE (CAREER-30 MIN)

32.6 Jim Duncan, 1969-71

27.9 Johnny Sample, 1958-60

27.5 Buddy Young, 1953-55

27.4 Lenny Lyles, 1958, 61-69

27.2 Isaiah Rodgers Sr., 2020-22

26.8 Preston Pearson, 1967-68

LONGEST RETURNS

104t Buddy Young at Phi, Nov. 15, 1953

103t Lenny Lyles vs. Chi, Oct. 4, 1958

102t Preston Pearson at Det, Nov. 10, 1968

101t Lenny Lyles vs. Was, Oct. 26, 1958

101t Cotton Speyrer vs. Buf, Nov. 25, 1973

101t Deji Karim vs. Hou, Dec. 30, 2012

101t Isaiah Rodgers Sr. at Cle, Oct. 11, 2020

LONGEST NON-SCORING RETURN

Colts:

90 Kendall Williams at Cin, Oct. 2, 1983

90 Brad Pyatt at T.B., Oct. 6, 2003

89 **Dallis Flowers vs. Pit., Nov. 28, 2022**

Opp:

96 Joe Arenas at S.F., Dec. 16, 1956

MOST TOUCHDOWNS (CAREER)

2 Lenny Lyles, 1958, 1961-69

2 Preston Pearson, 1967-68

2 Jim Duncan, 1969-71

2 Aaron Bailey, 1994-97

2 Dominic Rhodes, 2001-06, 2008, 2010

FUMBLES

MOST RECOVERIES (GAME)

2 (22 times) Last: Josh Mallard vs. Dal, Nov. 17, 2002

MOST CONSECUTIVE GAMES RECOVERIES

3 **Shaquille Leonard, G3-5, 2021**

3 Fred Cook, G8-10, 1975

2 (43 times) Last: Darius Leonard, G4-5, 2021

LONGEST FUMBLE RETURNS

95t Chukie Nwokorie at NYJ, Sept. 9, 2001

78t Quentin Coryatt at Pit, Sept. 18, 1994

75t Tony Bennett vs. Hou, Sept. 4, 1994

68t Gary Brackett at Hou, Oct. 5, 2008

64t Stan White vs. Buf, Dec. 12, 1976

MOST RECOVERIES (SEASON)

6 Barney Poole, 1953

6 Stan White, 1973



REGULAR TEAM



WIN-LOSS-TIE

WINS

MOST WINS (SEASON)

| | | | |
|----|------|----|------|
| 14 | 2005 | 11 | 2012 |
| 14 | 2009 | 11 | 2013 |
| 13 | 1968 | 11 | 2014 |
| 13 | 1999 | 11 | 2020 |
| 13 | 2007 | 10 | 1965 |
| 12 | 1964 | 10 | 1971 |
| 12 | 2003 | 10 | 1975 |
| 12 | 2004 | 10 | 1977 |
| 12 | 2006 | 10 | 2000 |
| 12 | 2008 | 10 | 2002 |
| 11 | 1967 | 10 | 2010 |
| 11 | 1970 | 10 | 2018 |
| 11 | 1976 | | |

MOST CONSECUTIVE WINS

| | |
|----|--|
| 23 | Nov. 2, 2008 vs. N.E. to Dec. 17, 2009 at Jax |
| 13 | Sept. 11, 2005 at Bal to Dec. 11, 2005 at Jax |
| 11 | Sept. 20, 1964 at G.B. to Nov. 29, 1964 vs. S.F. |
| 11 | Oct. 26, 1975 at NYJ to Sept. 19, 1976 vs. Cin |
| 11 | Oct. 17, 1999 at NYJ to Dec. 12, 1999 at Cle |

MOST CONSECUTIVE HOME WINS

| | |
|----|--|
| 13 | Oct. 12, 2008 vs. Bal to Dec. 13, 2009 vs. Den |
| 12 | Jan. 1, 2006 vs. Ari to Oct. 7, 2007 vs. T.B. |
| 11 | Nov. 8, 2004 vs. Min to Dec. 4, 2005 vs. Ten |

MOST CONSECUTIVE ROAD WINS

| | |
|----|---|
| 11 | Nov. 9, 2008 at Pit to Dec. 17, 2009 at Jax |
| 7 | Sept. 23, 1968 at Atl to Dec. 15, 1968 at L.A. Rams |
| 7 | Sept. 11, 2005 at Bal to Dec. 11, 2005 at Jax |

MOST CONSECUTIVE GAMES WITHOUT LOSS

| | |
|----|---|
| 23 | Nov. 2, 2008 vs. N.E. to Dec. 17, 2009 at Jax |
| 15 | Dec. 18, 1966 at S.F. to Dec. 10, 1967 vs. N.O. |

LOSSES

MOST LOSSES (SEASON)

| | |
|----|------|
| 15 | 1991 |
|----|------|

MOST CONSECUTIVE LOSSES

| | |
|----|--|
| 14 | Sept. 13, 1981 vs. Buf to Dec. 13, 1981 at Was |
|----|--|

MOST CONSECUTIVE HOME LOSSES

| | |
|---|--|
| 9 | Sept. 22, 1974 vs. G.B. to Oct. 12, 1975 vs. Buf |
|---|--|

MOST CONSECUTIVE ROAD LOSSES

| | |
|----|--|
| 12 | Sept. 20, 1981 at Den to Dec. 26, 1982 at S.D. |
|----|--|

TIES

MOST TIED GAMES (SEASON)

| | |
|---|------|
| 2 | 1967 |
|---|------|

MOST CONSECUTIVE TIES

| | |
|---|---|
| 2 | Oct. 15, 1967 vs. L.A. Rams to Oct. 22, 1967 at Min |
|---|---|

SCORING

POINTS

COLTS MOST (QUARTER)

| | |
|----|--|
| 31 | vs. Mia, Dec. 14, 1997 (2nd) |
| 28 | (7 times) Last: at T.B., Oct. 6, 2003 (4th) |
| 27 | (3 times) Last: at Cin, Dec. 7, 1980 (4th) |
| 24 | (7 times) Last: vs. Buf, Oct. 21, 2018 (2nd) |
| 23 | at Bal, Dec. 9, 2007 (1st) |

OPP MOST (QUARTER)

| | |
|----|------------------------|
| 33 | at Dal, Dec. 4, 2022 |
| 28 | vs. Cle, Dec. 1, 1991 |
| 28 | at Stl, Dec. 30, 2001 |
| 28 | at Pit, Oct. 26, 2014 |
| 27 | at N.E., Nov. 18, 1979 |

COLTS MOST (HALF)

| | |
|----|----------------------------------|
| 45 | vs. Den, Oct. 31, 1988 (1) |
| 42 | vs. L.A. Rams, Nov. 25, 1956 (2) |
| 38 | vs. G.B., Oct. 13, 1957 (2) |

| | |
|----|--------------------------|
| 37 | at Bal, Dec. 9, 2007 (1) |
|----|--------------------------|

OPP MOST (HALF)

| | |
|----|----------------------------|
| 42 | at Jax, Dec. 13, 2015 (2) |
| 38 | at Chi, Oct. 21, 1956 (2) |
| 37 | vs. Chi, Nov. 25, 1962 (2) |
| 37 | at N.E., Nov. 23, 1980 (2) |
| 36 | at Sea, Oct. 1, 2017 (2) |

COLTS MOST (GAME)

| | |
|----|------------------------------|
| 58 | vs. Buf, Dec. 12, 1976 |
| 56 | vs. L.A., Rams Nov. 25, 1956 |
| 56 | vs. G.B., Nov. 2, 1958 |
| 55 | vs. Den, Oct. 31, 1988 |
| 55 | at N.O., Sept. 28, 2003 |

OPP MOST (GAME)

| | |
|----|------------------------|
| 62 | at N.O., Oct. 23, 2011 |
| 59 | at N.E., Nov. 18, 2012 |
| 58 | at Chi, Oct. 21, 1956 |
| 57 | vs. Chi, Nov. 25, 1962 |
| 54 | at Dal, Dec. 4, 2022 |

COLTS (SEASON)

| MOST | | FEWEST | |
|------|------|--------|------|
| 522 | 2004 | 113 | 1982 |
| 458 | 2014 | 131 | 1954 |
| 451 | 2020 | 143 | 1991 |
| 451 | 2021 | 182 | 1953 |
| 450 | 2007 | 189 | 1993 |

OPP (SEASON)

| MOST | | FEWEST | |
|------|------|--------|------|
| 533 | 1981 | 140 | 1971 |
| 486 | 2001 | 144 | 1968 |
| 444 | 1998 | 198 | 1967 |
| 430 | 2011 | 203 | 1958 |
| 427 | 2022 | 221 | 1977 |

LARGEST VICTORY MARGIN

| | |
|----|--|
| 56 | vs. G.B., Nov. 2, 1958 (Colts 56, Packers 0) |
| 52 | vs. Chi, Sept. 27, 1964 (Colts 52, Bears 0) |
| 44 | vs. Atl, Dec. 1, 1968 (Colts 44, Falcons 0) |
| 43 | at Buf, Oct. 10, 1971 (Colts 43, Bills 0) |
| 42 | at Atl, Nov. 12, 1967 (Colts 49, Falcons 7) |

LARGEST DEFEAT MARGIN

| | |
|----|--|
| 57 | vs. Chi, Nov. 25, 1962 (Bears 57, Colts 0) |
| 55 | at N.O., Oct. 23, 2011 (Saints 62, Colts 7) |
| 48 | vs. L.A. Rams, Sept. 26, 1954 (Rams 48, Colts 0) |
| 44 | at Mia, Nov. 11, 1973 (Dolphins 44, Colts 0) |
| 43 | at L.A. Rams, Dec. 5, 1953 (Rams 45, Colts 2) |

MOST POINTS BOTH TEAMS

| | |
|----|--|
| 89 | vs. Chi, Oct. 4, 1958 (Colts 51, Bears 38) |
| 85 | at Chi, Oct. 21, 1956 (Colts 58, Bears 27) |
| 85 | at Pit, Oct. 26, 2014 (Steelers 51, Colts 34) |
| 83 | at N.E., Nov. 18, 2012 (Patriots 59, Colts 24) |
| 82 | at Cin, Nov. 20, 2005 (Colts 45, Bengals 37) |

FEWEST POINTS BOTH TEAMS

| | |
|---|---|
| 6 | vs. Buf, Dec. 1, 74 (Bills 6, Colts 0) |
| 6 | vs. NYJ, Oct. 11, 87 (Colts 6, Jets 0) |
| 6 | at N.E., Dec. 6, 92 (Colts 6, Patriots 0) |
| 6 | at Jax, Dec. 2, 2018 (Jaguars 6, Colts 0) |
| 9 | vs. NYJ, Oct. 11, 1992 (Colts 6, Jets 3) |

MOST SHUTOUTS (SEASON)

COLTS:

| | |
|---|-----------|
| 3 | 1968/1971 |
|---|-----------|

OPP:

| | |
|---|------|
| 3 | 1972 |
|---|------|

MOST CONSC. SHUTOUTS (OPP)

| | |
|---|--------------------------|
| 2 | Sept. 4 - Sept. 10, 1978 |
| 2 | Nov. 21, - Nov. 28, 1982 |
| 2 | Nov. 1 - Nov. 8, 1992 |

COLTS MOST CONSC. GAMES SCORING

| | |
|-----|--------------------------------|
| 375 | Jan. 2, 1994 to Oct. 16, 2017 |
| 104 | Oct. 24, 1954 to Nov. 18, 1962 |
| 90 | Dec. 12, 1965 to Oct. 8, 1972 |
| 61 | Nov. 27, 1983 to Nov. 15, 1987 |
| 55 | Nov. 29, 1987 to Sept. 8, 1991 |
| 52 | Dec. 2, 2017 to Jan. 2, 2022 |



REGULAR TEAM



OPP MOST CONS. GAMES SCORING

| | |
|-----|--------------------------------|
| 176 | Dec. 21, 1997 to Dec. 18, 2008 |
| 161 | Nov. 1, 1976 to Oct. 4, 1987 |
| 86 | Sept. 13, 2009 to Oct. 9, 2014 |
| 81 | Dec. 13, 1992 to Dec. 7, 1997 |
| 68 | Oct. 31, 1988 to Nov. 29, 1992 |

TOUCHDOWNS

COLTS MOST (GAME)

| | |
|---|---|
| 8 | vs. L.A., Rams Nov. 25, 1956 |
| 8 | vs. G.B., Nov. 2, 1958 |
| 7 | (10 times) Last: vs. Was, Nov. 30, 2014 |
| 6 | (28 times) Last: vs. NYJ, Nov. 4, 2021 |

OPP MOST (GAME)

| | |
|---|------------------------|
| 8 | at Chi, Oct. 21, 1956 |
| 8 | vs. Chi, Nov. 25, 1962 |
| 8 | at N.O., Oct. 23, 2011 |
| 8 | at N.E., Nov. 18, 2012 |
| 8 | at Dal, Dec. 4, 2022 |
| 7 | at Min, Sept. 28, 1969 |
| 7 | at Pit, Oct. 26, 2014 |
| 7 | at Jax, Dec. 13, 2015 |
| 7 | at Dal, Dec. 4, 2022 |

COLTS MOST PASSING (GAME)

| | |
|---|-------------------------|
| 6 | at N.O., Sept. 28, 2003 |
| 6 | at Det., Nov. 25, 2004 |
| 5 | vs. G.B., Nov. 2, 1958 |
| 5 | at Dal, Oct. 30, 1960 |
| 5 | vs. Min, Dec. 16, 1962 |
| 5 | at Min, Nov. 14, 1965 |
| 5 | vs. Det, Oct. 16, 1966 |
| 5 | vs. Buf, Oct. 4, 1987 |
| 5 | vs. Atl, Dec. 14, 2003 |
| 5 | vs. G.B., Sept 26, 2004 |
| 5 | at K.C., Oct. 31, 2004 |
| 5 | vs. Hou, Nov. 14, 2004 |
| 5 | vs. Was, Nov. 30, 2014 |

OPP MOST PASSING (GAME)

| | |
|---|-------------------------|
| 7 | at Min, Sept. 28, 1969 |
| 6 | vs. NYJ, Sept. 24, 1972 |
| 6 | at Pit, Oct. 26, 2014 |
| 5 | at Chi, Oct. 21, 1956 |
| 5 | at S.D., Dec. 26, 1982 |
| 5 | at Pit, Sept. 8, 1985 |
| 5 | at N.O., Oct. 23, 2011 |
| 5 | at Dal, Dec. 21, 2014 |

COLTS MOST RUSHING (GAME)

| | |
|---|------------------------|
| 5 | at Det, Oct. 19, 1958 |
| 5 | vs. Was, Nov. 2, 1969 |
| 5 | vs. Hou, Nov. 1, 1976 |
| 5 | vs. Buf, Oct. 6, 1985 |
| 5 | vs. Den, Oct. 31, 1988 |

OPP MOST RUSHING (GAME)

| | |
|---|-------------------------|
| 5 | vs. Cle, Nov. 1, 1959 |
| 5 | vs. Oak, Sept. 10, 2000 |

COLTS (SEASON)

| | MOST | | FEWEST |
|----|------|----|--------|
| 66 | 2004 | 12 | 1982 |
| 54 | 1964 | 14 | 1954 |
| 53 | 2007 | 14 | 1991 |
| | 1958 | 16 | 1993 |
| | 2005 | 22 | 1974 |
| 53 | 2009 | | |
| | 2014 | | |
| 52 | 1975 | | |
| | 2018 | | |
| | 2021 | | |

OPP (SEASON)

| | MOST | | FEWEST |
|----|------|----|--------|
| 68 | 1981 | 16 | 1968 |
| 57 | 2001 | 18 | 1971 |
| 54 | 1978 | 21 | 1967 |
| 52 | 1998 | 25 | 1966 |
| 50 | 1984 | 25 | 1970 |

COLTS RUSH TDS (SEASON)

| | MOST | | FEWEST |
|----|------|---|--------|
| 29 | 1964 | 3 | 1991 |
| 28 | 1975 | 4 | 1954 |
| 26 | 1976 | 4 | 1982 |
| 24 | 1958 | 4 | 1993 |
| 23 | 1971 | 6 | 2015 |
| | 1988 | | |

OPP RUSH TDS (SEASON)

| | MOST | | FEWEST |
|----|------|---|--------|
| 30 | 1981 | 5 | 1967 |
| 23 | 1991 | 6 | 1968 |
| 21 | 1953 | 6 | 1970 |
| 21 | 1954 | 6 | 1987 |
| 21 | 1978 | 7 | 1966 |

COLTS PASS TDS (SEASON)

| | MOST | | FEWEST |
|----|------|----|--------|
| 51 | 2004 | 6 | 1982 |
| 42 | 2014 | 9 | 1954 |
| 39 | 2018 | 9 | 1974 |
| 34 | 2009 | 10 | 1971 |
| | 2018 | | 1991 |
| 33 | 1959 | | 1993 |
| | 2000 | | |
| | 2010 | | |
| 32 | 2007 | | |
| | 2016 | | |

OPP PASS TDS (SEASON)

| | MOST | | FEWEST |
|----|------|---|--------|
| 37 | 1981 | 6 | 2008 |
| 31 | 1983 | 8 | 1960 |
| 31 | 1984 | 9 | 1958 |
| 30 | 2001 | 9 | 1968 |
| 29 | 1978 | 9 | 1971 |
| | 2015 | | |
| | 2019 | | |

MOST RETURN TDS (SEASON)

| | COLTS | | OPP |
|---|------------|---|------------|
| 7 | 1994 | 8 | 1973 |
| 6 | 1968 | 7 | 2001 |
| | 1970 | 6 | 1977 |
| 5 | (12 times) | | 1980 |
| 4 | (5 times) | | 2010 |
| | | | 2017 |
| | | 5 | (6 times) |
| | | 4 | (13 times) |

MOST DEFENSIVE TDS (SEASON)

| | COLTS | | OPP |
|---|------------|---|------------|
| 5 | 1975 | 6 | 1973 |
| | 1994 | | 2001 |
| | 2015 | | 2017 |
| 4 | (12 times) | 5 | 2014 |
| 3 | (8 times) | 4 | (10 times) |
| | | 3 | (9 times) |

MOST KICK RETURN TDS (SEASON)

| | COLTS | | OPP |
|---|------------|---|-----------|
| 3 | 1970 | 4 | 2007 |
| | 1989 | 3 | 1977 |
| 2 | (10 times) | | 1979 |
| | | | 2006 |
| | | 2 | (9 times) |

POINTS AFTER TOUCHDOWNS

COLTS (GAME)

| | |
|---|-----------------------------|
| 8 | vs. L.A Rams, Nov. 25, 1956 |
| 8 | vs. G.B., Nov. 2, 1958 |

OPP (GAME)

| | |
|---|------------------------|
| 8 | at N.O., Oct. 23, 2011 |
| 8 | at N.E., Nov. 18, 2012 |
| 7 | at Chi, Oct. 21, 1956 |
| 7 | at Min, Sept. 28, 1969 |
| 7 | at Pit, Oct. 26, 2014 |

COLTS (SEASON)

| | MOST | | FEWEST |
|----|------|----|--------|
| 64 | 2004 | 11 | 1982 |
| 53 | 1964 | 12 | 1954 |
| 52 | 2005 | 14 | 1991 |
| 51 | 1975 | 15 | 1993 |
| | 2010 | 21 | 1997 |
| 50 | 2009 | | |
| | 2014 | | |



REGULAR TEAM



2021

OPP (SEASON)

MOST

| | |
|----|------|
| 65 | 1981 |
| 53 | 1978 |
| 52 | 2001 |
| 49 | 2011 |
| 47 | 1984 |

FEWEST

| | |
|----|------|
| 15 | 1968 |
| 17 | 1971 |
| 21 | 1967 |
| 24 | 2005 |
| 25 | 1966 |
| | 1970 |
| | 2008 |

FIELD GOALS

COLTS MOST (GAME)

| | |
|---|----------------------------|
| 5 | at L.A. Rams, Dec. 4, 1954 |
| 5 | vs. S.F., Sept. 25, 1966 |
| 5 | at Phi., Oct. 30, 1983 |
| 5 | vs. Mia, Sept. 25, 1988 |
| 5 | at Buf, Sept. 21, 1997 |
| 5 | vs. Den, Jan. 6, 2002 |
| 5 | vs. Bal, Oct. 13, 2002 |
| 5 | at Ten, Dec. 7, 2003 |
| 5 | vs. Ten, Dec. 1, 2013 |
| 5 | vs. Chi, Oct. 9, 2016 |
| 5 | at Min, Dec. 17, 2022 |
| 5 | at Bal, Sept. 24, 2023 |

OPP MOST (GAME)

| | |
|---|-------------------------|
| 7 | at NYJ, Oct. 14, 2018 |
| 5 | at Was, Nov. 18, 1973 |
| 5 | at N.E., Dec. 3, 1989 |
| 5 | vs. Cin, Sept. 3, 1995 |
| 5 | at S.D., Oct. 26, 1997 |
| 5 | vs. NYJ, Dec. 23, 2001 |
| 5 | vs. Mia, Dec. 31, 2006 |
| 5 | at Min, Sept. 14, 2008 |
| 5 | at Bal, Nov. 22, 2009 |
| 5 | vs. S.D., Nov. 28, 2010 |
| 5 | vs. Hou, Dec. 11, 2016 |
| 5 | at Ten, Oct. 16, 2017 |

COLTS MOST ATT (GAME)

| | |
|---|----------------------------|
| 7 | at L.A. Rams, Dec. 4, 1954 |
|---|----------------------------|

OPP MOST ATT (GAME)

| | |
|---|------------------------|
| 7 | at NYJ, Oct. 14, 2018 |
| 7 | at N.E., Dec. 3, 1989 |
| 6 | at NYJ, Nov. 29, 1981 |
| 6 | at Buf, Sept. 9, 1990 |
| 6 | at S.D., Oct. 26, 1997 |
| 6 | vs. NYJ, Dec. 23, 2001 |
| 6 | at Min, Sept. 14, 2008 |
| 6 | at Bal, Nov. 22, 2009 |

COLTS (SEASON)

MOST

| | |
|----|------|
| 37 | 2003 |
| 36 | 1996 |
| 35 | 2013 |
| 34 | 1999 |
| 32 | 1997 |
| | 2020 |

FEWEST

| | |
|---|------|
| 3 | 1956 |
| 5 | 1958 |
| 6 | 1959 |
| 7 | 1953 |
| 7 | 1957 |

OPP (SEASON)

MOST

| | |
|----|------|
| 34 | 2016 |
| 33 | 2008 |
| 32 | 1989 |
| 32 | 1990 |
| 31 | 2010 |
| | 2017 |

FEWEST

| | |
|---|-----------|
| 5 | 1971 |
| 6 | 1958 |
| 6 | 1975 |
| 8 | 1956 |
| 9 | (3 times) |

COLTS MOST ATT (SEASON)

| | |
|----|---------------|
| 41 | 1997 |
| 40 | 1996/2013 |
| 39 | 1961/63/66/72 |
| 38 | 1999 |
| 37 | 1967/03/2020 |

OPP MOST ATT (SEASON)

| | |
|----|-----------|
| 43 | 1989/1990 |
| 40 | 2016 |

1995/2008/2017

1998

2001/2009/2010

COLTS FEWEST ATT (SEASON)

| | |
|----|------|
| 14 | 1958 |
| 16 | 1956 |
| 17 | 1978 |

OPP FEWEST ATT (SEASON)

| | |
|----|------|
| 10 | 1975 |
| 14 | 1955 |
| 16 | 1953 |
| 17 | 1958 |

TOTAL FIRST DOWNS

TOTAL FIRST DOWNS

COLTS MOST (GAME)

| | |
|----|-------------------------|
| 34 | vs. Hou, Sept. 17, 2006 |
| 33 | vs. NYJ, Dec. 15, 1974 |
| 33 | vs. Hou, Dec. 23, 2007 |
| 33 | at Hou, Sept. 11, 2022 |
| 32 | at Mia, Nov. 15, 1987 |

OPP MOST (GAME)

| | |
|----|------------------------|
| 36 | at S.F., Oct. 18, 1998 |
| 36 | at N.O., Oct. 23, 2011 |
| 34 | at Min, Sept. 28, 1969 |
| 34 | at Phi, Nov. 15, 1981 |
| 34 | at Pit, Oct. 26, 2014 |

COLTS FEWEST (GAME)

| | |
|---|----------------------------|
| 4 | at Mia, Nov. 11, 1973 |
| 5 | at N.E., Nov. 11, 1990 |
| 6 | at L.A. Rams, Dec. 5, 1953 |
| 6 | vs. Det, Nov. 6, 1954 |

OPP FEWEST (GAME)

| | |
|---|-------------------------|
| 3 | vs. S.F., Nov. 22, 1959 |
| 4 | at Buf, Oct. 10, 1971 |
| 5 | vs. S.F., Oct. 13, 1963 |
| 5 | vs. Stl, Sept. 17, 1972 |

MOST BOTH TEAMS

| | |
|----|-------------------------|
| 60 | at Pit, Oct. 26, 2014 |
| 59 | at Bal, Oct. 11, 2021 |
| 58 | vs. NYJ, Nov. 4, 2021 |
| 58 | vs. Hou, Sept. 30, 2018 |
| 57 | vs. NYJ, Dec. 15, 1974 |
| 56 | at K.C., Oct. 31, 2004 |
| 55 | at Hou, Nov. 29, 2009 |
| 55 | vs. Ten, Nov. 29, 2020 |
| 54 | at Mia, Nov. 15, 1987 |

FEWEST BOTH TEAMS

| | |
|----|------------------------|
| 19 | at Buf, Dec. 1, 1974 |
| 19 | at N.E., Nov. 11, 1990 |
| 19 | at N.E., Nov. 6, 2022 |
| 21 | at Mia, Nov. 11, 1973 |

COLTS (SEASON)

MOST

| | |
|-----|------|
| 379 | 2004 |
| 376 | 2006 |
| 371 | 2014 |
| 366 | 2010 |
| 364 | 2020 |

FEWEST

| | |
|-----|------|
| 152 | 1982 |
| 157 | 1953 |
| 169 | 1954 |
| 206 | 1955 |
| 216 | 1956 |

OPP (SEASON)

MOST

| | |
|-----|------|
| 406 | 1981 |
| 353 | 2016 |
| 344 | 2022 |
| 343 | 1984 |
| | 2011 |

FEWEST

| | |
|-----|------|
| 166 | 1971 |
| 188 | 1958 |
| 195 | 1959 |
| 195 | 1959 |
| 197 | 1960 |

RUSHING FIRST DOWNS

COLTS MOST (GAME)

| | |
|----|-------------------------|
| 18 | at Det, Oct. 19, 1958 |
| 18 | vs. S.F., Nov. 22, 1959 |
| 18 | vs. Buf, Oct. 6, 1985 |



REGULAR TEAM



18 vs. Den, Sept. 30, 2007
18 at Buf, Nov. 21, 2021

OPP MOST (GAME)

19 vs. Mia, Oct. 29, 1972
19 vs. Dal, Dec. 6, 1981
18 at G.B., Oct. 18, 1953

COLTS FEWEST (GAME)

0 vs. L.A., Rams Nov. 27, 1966
0 at N.E., Nov. 11, 1990
0 vs. Phi, Dec. 19, 1993
0 vs. Ari, Jan. 1, 2006
0 vs. S.D., Nov. 28, 2010
0 vs. Stl, Nov. 10, 2013
0 at Dal, Dec. 21, 2014
0 at Pit, Dec. 6, 2015
0 vs. Hou, Oct. 21, 2019

OPP FEWEST (GAME)

0 vs. Chi, Oct. 5, 1957
0 vs. S.F., Oct. 13, 1963
0 at Buf, Oct. 10, 1971
0 at T.B., Sept. 11, 1994
0 at Ari, Sept. 27, 2009
0 at Min, Dec. 18, 2016

COLTS (SEASON)

| MOST | | FEWEST | |
|------|------|--------|------|
| 154 | 2021 | 55 | 1991 |
| 153 | 1988 | 62 | 1982 |
| 146 | 1983 | 64 | 1960 |
| 133 | 1976 | 66 | 1954 |
| 131 | 1975 | 69 | 2009 |
| 131 | 1985 | 69 | 2011 |
| 131 | 2019 | | |

OPP (SEASON)

| MOST | | FEWEST | |
|------|------|--------|------|
| 162 | 1981 | 60 | 1971 |
| 153 | 1978 | 65 | 1959 |
| 151 | 1993 | 69 | 1957 |
| 150 | 2006 | 70 | 1958 |
| 140 | 1980 | 70 | 1969 |
| | 1991 | | |

PASSING FIRST DOWNS

COLTS MOST (GAME)

23 at Jax, Oct. 3, 2010
23 vs. Hou, Sept. 30, 2018
22 vs. NYJ, Dec. 15, 1974
22 at N.E., Nov. 21, 2010
22 vs. Mia, Nov. 4, 2012
22 at Jax, Sept. 21, 2014
22 vs. Jax, Oct. 16, 2022

OPP MOST (GAME)

25 vs. NYJ, Nov. 4, 2021
25 at Pit, Oct. 26, 2014
24 at Min, Sept. 28, 1969
24 at Mia, Sept. 15, 1985
23 vs. Mia, Dec. 9, 1984
22 at S.F., Oct. 18, 1998
22 at Bal, Oct. 11, 2021

COLTS FEWEST (GAME)

1 at Cle, Sept. 16, 1973
1 vs. Buf, Oct. 13, 1974
1 at Mia, Nov. 23, 1975

OPP FEWEST (GAME)

1 at G.B., Nov. 24, 1991
1 at Hou, Sept. 22, 2002

COLTS (SEASON)

| MOST | | FEWEST | |
|------|------|--------|------|
| 253 | 2010 | 66 | 1953 |
| 251 | 2014 | 79 | 1963 |
| 241 | 2006 | 80 | 1982 |
| | 2009 | 90 | 1954 |
| 238 | 2004 | 92 | 1995 |
| 237 | 2018 | | |
| 236 | 2014 | | |

OPP (SEASON)

| MOST | | FEWEST | |
|------|------|--------|------|
| 225 | 2016 | 89 | 1982 |
| 214 | 1981 | 95 | 1953 |
| 210 | 2015 | 95 | 1971 |
| 209 | 2004 | 98 | 1955 |
| 207 | 2019 | 98 | 1960 |

PENALTY FIRST DOWNS

COLTS MOST (GAME)

9 vs. Pit, Oct. 30, 1977
7 vs. G.B., Nov. 2, 1958
7 vs. Det, Nov. 19, 1967
7 vs. Buf, Dec. 17, 1978
7 vs. Pit, Sept. 14, 1980
7 at Ten, Sept. 19, 2004
7 at Phi, Nov. 7, 2010
7 at Pit, Oct. 26, 2014
7 vs. Den, Nov. 8, 2015

OPP MOST (GAME)

7 at Ten, Nov. 12, 2020
6 (11 times) Last: vs Den, Oct. 27, 2019

COLTS (SEASON)

| MOST | | FEWEST | |
|------|------|--------|------|
| 47 | 2004 | 10 | 1982 |
| 44 | 2019 | 11 | 1956 |
| 42 | 2012 | 12 | 1962 |
| 40 | 2014 | | |
| 39 | 2015 | | |
| 38 | 2016 | | |
| | 2018 | | |

OPP (SEASON)

| MOST | | FEWEST | |
|------|------|--------|------|
| 35 | 2016 | 8 | 1996 |
| 34 | 1980 | 11 | 1960 |
| 33 | 2012 | | 1971 |
| | 2017 | | 2009 |
| 32 | 1983 | 12 | 1958 |
| | 2003 | | 1959 |
| | 2015 | | |
| | 2020 | | |
| 31 | 2014 | | |

NET YARDS

GAME

COLTS MOST

595 at Atl, Nov. 12, 1967
576 vs. Min, Dec. 16, 1962
574 vs. L.A. Rams, Nov. 25, 1956
567 vs. Ten, Dec. 5, 2004
555 vs. Buf, Sept. 23, 2001

OPP MOST

639 at Pit, Oct. 26, 2014
622 at Min, Sept. 28, 1969
597 at S.F., Dec. 13, 1953
590 at K.C., Oct. 31, 2004
583 at Dal, Sept. 4, 1978

COLTS FEWEST

69 vs. Det, Nov. 6, 1954
70 at L.A. Rams, Dec. 5, 1953
86 at N.E., Oct. 23, 1977
88 at Buf, Nov. 28, 1982
99 at S.D., Nov. 1, 1992

OPP FEWEST

49 at Buf, Oct. 10, 1971
89 vs. T.B., Oct. 3, 1976
94 at N.E., Dec. 6, 1992
97 at Was, Nov. 26, 1961
113 vs. Was, Sept. 25, 1960

MOST BOTH TEAMS

1,095 at K.C., Oct. 31, 2004
1,087 at Pit, Oct. 26, 2014
1,036 at Bal, Oct. 11, 2021



REGULAR TEAM



| | |
|-------|------------------------------|
| 1,018 | vs. NYJ, Nov. 4, 2021 |
| 997 | vs. L.A. Rams, Nov. 25, 1956 |
| 985 | vs. NYJ, Sept. 24, 1972 |
| 964 | at G.B., Nov. 15, 1959 |

FEWEST BOTH TEAMS

| | |
|-----|------------------------|
| 324 | at N.E., Nov. 6, 2022 |
| 328 | at Buf, Dec. 1, 1974 |
| 346 | at NYJ, Nov. 11, 1984 |
| 355 | vs. NYJ, Oct. 29, 1995 |
| 359 | at N.E., Dec. 6, 1992 |
| 373 | at Buf, Oct. 20, 1985 |

SEASON

COLTS

| | MOST | | FEWEST |
|-------|------|-------|--------|
| 6,506 | 2014 | 2,483 | 1982 |
| 6,475 | 2004 | 2,716 | 1953 |
| 6,179 | 2018 | 2,934 | 1954 |
| 6,141 | 2000 | 3,464 | 1955 |
| 6,092 | 2010 | 3,506 | 1973 |

OPP

| | MOST | | FEWEST |
|-------|------|-------|--------|
| 6,793 | 1981 | 2,852 | 1971 |
| 6,126 | 2016 | 3,284 | 1958 |
| 6,066 | 2015 | 3,296 | 1982 |
| 5,988 | 2012 | 3,317 | 1960 |
| 5,935 | 2011 | 3,377 | 1968 |

OFFENSIVE PLAYS

GAME

COLTS MOST

| | |
|----|-------------------------|
| 90 | at Hou, Sept. 11, 2022 |
| 89 | vs. G.B., Oct. 7, 2012 |
| 88 | at S.F., Sept. 22, 1963 |
| 88 | vs. Mia, Dec. 14, 1975 |
| 87 | vs. Den, Nov. 10, 1974 |
| 86 | vs. T.B., Oct. 3, 1976 |

OPP MOST

| | |
|----|-------------------------|
| 88 | vs. N.E., Oct. 29, 1989 |
| 86 | at T.B., Oct. 4, 1992 |
| 86 | at Min, Dec. 17, 2022 |
| 85 | vs. Dal, Dec. 6, 1981 |
| 84 | vs. Hou, Sept. 30, 2018 |
| 84 | at Min, Sept. 28, 1969 |
| 84 | vs. Buf, Dec. 13, 1987 |
| 84 | at Mia, Sept. 21, 2009 |
| 84 | at Hou, Sept. 17, 2023 |

COLTS FEWEST

| | |
|----|------------------------|
| 35 | at Mia, Sept. 21, 2009 |
| 37 | vs. Den Dec. 21, 2003 |
| 38 | at Buf Nov. 28, 1982 |
| 41 | vs. Mia Oct. 28, 1990 |
| 41 | at N.E. Oct. 8, 2000 |

OPP FEWEST

| | |
|----|-------------------------|
| 34 | vs. NYJ, Nov. 16, 2003 |
| 38 | vs. Ten, Dec. 28, 2008 |
| 39 | at S.F., Sept. 22, 1963 |
| 40 | at Chi, Sept. 21, 1975 |
| 40 | vs. T.B., Oct. 7, 2007 |

SEASON

COLTS

| | MOST | | FEWEST |
|-------|------|-----|--------|
| 1,117 | 1979 | 596 | 1982 |
| 1,109 | 2012 | 840 | 1964 |
| 1,105 | 2014 | 849 | 1966 |
| 1,088 | 2010 | 851 | 1968 |
| 1,070 | 2018 | 860 | 1970 |

OPP

| | MOST | | FEWEST |
|-------|------|-----|--------|
| 1,116 | 1984 | 605 | 1982 |
| 1,111 | 1981 | 746 | 1971 |
| 1,109 | 1989 | 818 | 1967 |
| 1,090 | 1994 | 827 | 1963 |

1,084

2009

847

1973

RUSHING

RUSHING ATTEMPTS

COLTS MOST (GAME)

| | |
|----|-------------------------|
| 60 | vs. S.F., Nov. 22, 1959 |
| 58 | at NYJ, Oct. 20, 1974 |
| 58 | at Atl, Nov. 17, 1974 |
| 57 | at NYJ, Nov. 11, 1984 |
| 53 | vs. Hou, Nov. 1, 1976 |
| 53 | at Phi, Oct. 30, 1983 |

OPP MOST (GAME)

| | |
|----|------------------------|
| 66 | vs. Dal, Dec. 6, 1981 |
| 58 | at N.E., Dec. 26, 1993 |
| 56 | at G.B., Oct. 18, 1953 |
| 56 | at Buf, Nov. 28, 1982 |
| 53 | at Mia, Oct. 27, 1974 |

COLTS FEWEST (GAME)

| | |
|----|--------------------|
| 10 | vs. Ari 1/1/2006 |
| 10 | vs. Ten 12/30/2007 |
| 10 | at Hou 9/12/2010 |
| 10 | at Pit 10/26/2014 |
| 10 | at Dal 12/21/2014 |

OPP FEWEST (GAME)

| | |
|----|--------------------|
| 9 | at Jax 11/17/2019 |
| 11 | at Buf 10/10/1971 |
| 11 | at NYJ 12/7/1997 |
| 12 | at Den 12/11/1983 |
| 12 | vs. T.B. 10/7/2007 |
| 12 | at Ari 9/27/2009 |
| 12 | at Jax 11/8/2012 |
| 12 | vs. Cin 10/19/2014 |

COLTS (SEASON)

| | MOST | | FEWEST |
|-----|------|-----|--------|
| 601 | 1983 | 293 | 1982 |
| 566 | 1977 | 335 | 1990 |
| 565 | 1976 | 345 | 1960 |
| 545 | 1988 | 354 | 1991 |
| 536 | 1973 | 364 | 1954 |
| | 1975 | | |

OPP (SEASON)

| | MOST | | FEWEST |
|-----|------|-----|--------|
| 662 | 1978 | 325 | 1959 |
| 607 | 1981 | 331 | 1958 |
| 575 | 1993 | 348 | 1982 |
| 574 | 1980 | 352 | 1971 |
| 559 | 1984 | 375 | 1957 |
| | | | 1968 |

RUSHING YARDS

COLTS MOST (GAME)

| | |
|-----|-------------------------|
| 318 | vs. G.B., Oct. 28, 1956 |
| 316 | at Det, Oct. 19, 1958 |
| 305 | at Cle, Nov. 11, 1956 |
| 299 | vs. Hou, Dec. 22, 1985 |
| 281 | vs. Buf, Oct. 6, 1985 |

OPP MOST (GAME)

| | |
|-----|------------------------|
| 375 | at Jax, Dec. 10, 2006 |
| 354 | vs. Dal, Dec. 6, 1981 |
| 352 | at K.C., Dec. 23, 2012 |
| 315 | at Mia, Nov. 11, 1973 |
| 313 | at Min, Sept. 13, 1964 |

MOST BOTH TEAMS

| | |
|-----|------------------------------|
| 548 | vs. L.A. Rams, Nov. 22, 1953 |
| 510 | vs. Dal, Dec. 6, 1981 |
| 469 | at Chi, Oct. 16, 1955 |
| 454 | at L.A. Rams, Dec. 9, 1961 |
| 449 | vs. Den, Sept. 30, 2007 |

FEWEST BOTH TEAMS

| | |
|-----|------------------------|
| 87 | at Den, Sept. 26, 2010 |
| 97 | vs. Pit, Oct. 31, 1971 |
| 106 | vs. Cle, Sept. 6, 1992 |



REGULAR TEAM



109 vs. N.E., Nov. 1, 1998
115 at NYJ, Oct. 18, 1970

COLTS FEWEST (GAME)

1 at Dal, Dec. 21, 2014
4 vs. Det, Sept. 22, 1991
11 vs. Ari, Jan. 1, 2006
18 vs. Stl, Nov. 10, 2013
19 vs. L.A. Rams, Sept. 26, 1954
19 vs. N.E., Nov. 16, 2014

OPP FEWEST (GAME)

4 at Buf, Oct. 10, 1971
15 vs. Pit, Nov. 3, 1957
17 vs. T.B., Oct. 7, 2007
20 vs. G.B., Oct. 28, 1956
20 at Cle, Oct. 14, 1996

COLTS (SEASON)

MOST

2,695
2,540
2,439
2,309
2,249
2,217

1983
2021
1985
1976
1988
1975

FEWEST

1,044
1,102
1,169
1,274
1,275
1,954

OPP (SEASON)

MOST

3,010
2,768
2,665
2,566
2,521

1978
2006
1981
1998
1993

FEWEST

1,113
1,174
1,291
1,339
1,400

RUSHING AVERAGE

COLTS BEST (GAME)

8.67 vs. NYJ, Nov. 4, 2021
8.52 at Bal, Nov. 29, 1998
8.00 at G.B., Nov. 13, 1954
7.95 vs. G.B., Oct. 28, 1956
7.80 vs. Dal, Dec. 6, 1981
7.77 at L.A. Rams, Oct. 9, 1961

OPP BEST (GAME)

8.93 at Jax, Dec. 10, 2006
8.12 at Min, Nov. 17, 1963
8.00 at Det, Nov. 25, 2004
8.00 at K.C., Dec. 23, 2012
7.77 vs. L.A. Rams, Nov. 22, 1953

COLTS LEAST (GAME)

0.10 at Dal, Dec. 21, 2014
0.29 vs. Det, Sept. 22, 1991
1.04 vs. T.B., Nov. 29, 2015
1.10 vs. Ari, Jan. 1, 2006
1.12 vs. L.A. Rams, Sept. 26, 1954

OPP LEAST (GAME)

0.36 at Buf, Oct. 10, 1971
0.50 vs. Pit, Nov. 3, 1957
0.96 vs. Det, Sept. 29, 1957
1.11 vs. G.B., Oct. 28, 1956
1.11 at Cle, Oct. 14, 1962

COLTS (SEASON)

MOST

5.1
5.1
5.0
4.7
4.6
4.5

1956
2021
1985
1958
1961
1983
2001
2019

FEWEST

2.9
3.3
3.3
3.3
3.4
3.4
3.4
2008

OPP (SEASON)

MOST

5.3
5.2
5.1
4.8
4.7

2006
1953
2012
1959
1998

FEWEST

1957
1971
1969
1995
(6 times)

PASSING

PASSING ATTEMPTS

COLTS MOST (GAME)

62 vs. Hou, Sept. 30, 2018
59 at N.E., Oct. 4, 2018
59 at Was, Nov. 7, 1993
58 vs. Jax, Oct. 16, 2022
57 at NYJ, Nov. 16, 1986
57 at Hou, Sept. 12, 2010
56 at S.D., Nov. 11, 2007
55 at Jax, Oct. 15, 2023
54 vs. NYJ, Dec. 15, 1974
54 at S.D., Sept. 26, 1999
54 at N.E., Oct. 8, 2000
54 at Det, Dec. 2, 2012

OPP MOST (GAME)

62 at NYJ, Oct. 18, 1970
57 vs. Hou, Sept. 4, 1994
57 at Den, Sept. 26, 2010
56 at Min, Sept. 28, 1969
56 vs. Ten, Dec. 18, 2011

COLTS FEWEST (GAME)

7 at L.A. Rams, Dec. 18, 1965
8 vs. Mia, Dec. 9, 1973
11 at Atl, Nov. 17, 1974
12 vs. Chi, Sept. 25, 1955
12 at G.B., Sept. 20, 1964

OPP FEWEST (GAME)

9 at Hou, Oct. 23, 2005
11 at N.E., Dec. 26, 1993
12 vs. Chi, Nov. 3, 1963
12 at Buf, Oct. 13, 1991
12 vs. Buf, Nov. 12, 2006

COLTS (SEASON)

MOST

679
661
644
628
619

2010
2014
2018
2012
2015

FEWEST

266
279
283
300
313

OPP (SEASON)

MOST

598
585
583
582
569

1994
2015
2009
2016
1995

FEWEST

246
297
298
312
313

COMPLETIONS

COLTS MOST (GAME)

42 vs. Jax, Oct. 16, 2022
40 at Hou, Sept. 12, 2010
40 vs. Hou, Sept. 30, 2018
39 vs. Cin, Sept. 9, 2018
38 at N.E., Oct. 4, 2018
38 at N.E., Nov. 21, 2010
37 at Was, Nov. 7, 1993
37 vs. Ten, Nov. 3, 2002

OPP MOST (GAME)

40 at Pit, Oct. 26, 2014
38 vs. Ten, Dec. 18, 2011
37 at Bal, Oct. 11, 2021
37 at Den, Sept. 26, 2010
36 at Min, Sept. 28, 1969
34 at NYJ, Oct. 18, 1970
34 vs. Buf, Oct. 8, 1989
34 vs. G.B., Sept. 26, 2004
34 at Bal, Sept. 11, 2005
34 at N.E., Oct. 4, 2018
34 at Pit, Dec. 27, 2020

COLTS FEWEST (GAME)



REGULAR TEAM



| | |
|---|-----------------------------|
| 3 | at L.A. Rams, Dec. 18, 1965 |
| 3 | vs. Cle, Sept. 26, 1971 |
| 3 | vs. Buf, Dec. 17, 1978 |
| 3 | at Buf, Nov. 28, 1982 |

OPP FEWEST (GAME)

| | |
|---|------------------------|
| 4 | vs. Was, Oct. 26, 1958 |
| 4 | vs. T.B., Oct. 3, 1976 |

COLTS (SEASON)

| MOST | | | FEWEST | |
|------|------|-----|--------|--|
| 450 | 2010 | 126 | 1953 | |
| 432 | 2018 | 134 | 1955 | |
| 410 | 2014 | 137 | 1973 | |
| 402 | 2009 | 142 | 1982 | |
| 393 | 2008 | 158 | 1956 | |

OPP (SEASON)

| MOST | | | FEWEST | |
|------|------|-----|--------|--|
| 394 | 2019 | 138 | 1982 | |
| 384 | 2018 | 144 | 1960 | |
| 378 | 2016 | 158 | 1955 | |
| 372 | 2009 | 161 | 1961 | |
| 369 | 2020 | 165 | 1953 | |
| 364 | 2004 | | 1956 | |

PASSING YARDS

COLTS MOST (GAME-GROSS)

| | |
|-----|-------------------------|
| 472 | at K.C., Oct. 31, 2004 |
| 469 | vs. Min, Dec. 16, 1962 |
| 464 | vs. Hou, Sept. 30, 2018 |
| 440 | vs. Jax, Sept. 25, 2000 |
| 433 | at Hou, Sept. 12, 2010 |
| 433 | vs. Mia, Nov. 4, 2012 |

OPP MOST (GAME-GROSS)

| | |
|-----|-------------------------|
| 538 | at Min, Sept. 28, 1969 |
| 522 | at Pit, Oct. 26, 2014 |
| 496 | vs. NYJ, Sept. 24, 1972 |
| 476 | at Den, Sept. 26, 2010 |
| 474 | at T.B., Dec. 8, 2019 |
| 469 | vs. T.B., Oct. 16, 1988 |

MOST BOTH TEAMS (GROSS)

| | |
|-----|--------------------------|
| 922 | at Pit, Oct. 26, 2014 |
| 872 | vs. NYJ, Sept. 24, 1972 |
| 861 | at K.C., Oct. 31, 2004 |
| 844 | at Bal, Oct. 11, 2021 |
| 839 | vs. Hou, Sept. 30, 2018 |
| 801 | at Den, Sept. 26, 2010 |
| 787 | vs. G.B., Sept. 26, 2004 |

FEWEST BOTH TEAMS (GROSS)

| | |
|-----|------------------------|
| 124 | vs. Buf, Dec. 17, 1978 |
| 128 | at Buf, Nov. 28, 1982 |
| 142 | at Mia, Nov. 23, 1975 |
| 144 | at N.E., Oct. 19, 1975 |

COLTS FEWEST (GAME-GROSS)

| | |
|----|------------------------------|
| 21 | at Cle, Nov. 11, 1956 |
| 35 | vs. Mia, Dec. 9, 1973 |
| 44 | vs. Buf, Oct. 18, 1974 |
| 49 | vs. Cle, Sept. 26, 1971 |
| 53 | vs. L.A. Rams, Nov. 22, 1953 |

OPP FEWEST (GAME-GROSS)

| | |
|----|------------------------|
| 46 | vs. Was, Oct. 26, 1958 |
| 46 | at Buf, Dec. 1, 1974 |
| 47 | vs. Hou, Oct. 14, 1979 |
| 48 | at Hou, Oct. 23, 2005 |
| 50 | at G.B., Nov. 24, 1991 |

COLTS MOST (GAME-NET)

| | |
|-----|-------------------------|
| 472 | at K.C., Oct. 31, 2004 |
| 451 | vs. Min, Dec. 16, 1962 |
| 440 | vs. Jax, Sept. 25, 2000 |
| 437 | vs. Hou, Sept. 30, 2018 |
| 426 | at Atl, Nov. 12, 1967 |
| 419 | vs. Atl, Sept. 17, 1967 |
| 419 | at Hou, Sept. 12, 2010 |
| 419 | vs. Mia, Nov. 4, 2012 |

OPP MOST (GAME-NET)

| | |
|-----|------------------------|
| 530 | at Min, Sept. 28, 1969 |
|-----|------------------------|

| | |
|-----|-------------------------|
| 522 | at Pit, Oct. 26, 2014 |
| 522 | vs. Chi, Oct. 9, 2016 |
| 490 | vs. NYJ, Sept. 24, 1972 |
| 472 | at Den, Sept. 26, 2010 |

COLTS FEWEST (GAME-NET)

| | |
|----|------------------------------|
| 1 | vs. Buf, Oct. 13, 1974 |
| 4 | at Cle, Sept. 16, 1973 |
| 5 | at Cle, Nov. 11, 1956 |
| 9 | vs. L.A. Rams, Nov. 22, 1953 |
| 11 | at N.E., Oct. 23, 1977 |

OPP FEWEST (GAME-NET)

| | |
|----|------------------------|
| 6 | at Hou, Oct. 23, 2005 |
| 13 | vs. T.B., Oct. 3, 1976 |
| 16 | vs. Was, Oct. 26, 1958 |
| 23 | at N.E., Dec. 6, 1992 |
| 27 | vs. Hou, Oct. 14, 1979 |

COLTS (SEASON-GROSS)

| MOST | | | FEWEST | |
|-------|------|-------|--------|--|
| 5,062 | 2014 | 1,613 | 1982 | |
| 4,732 | 2004 | 1,625 | 1953 | |
| 4,700 | 2010 | 1,746 | 1973 | |
| 4,605 | 2009 | 1,795 | 1955 | |
| 4,595 | 2018 | 1,995 | 1954 | |

OPP (SEASON-GROSS)

| MOST | | | FEWEST | |
|-------|------|-------|--------|--|
| 4,411 | 2016 | 1,920 | 1982 | |
| 4,365 | 2015 | 2,027 | 1971 | |
| 4,232 | 2004 | 2,068 | 1960 | |
| 4,231 | 2019 | 2,248 | 1958 | |
| 4,228 | 1981 | 2,288 | 1955 | |
| 4,123 | 2017 | | | |

COLTS (SEASON-NET)

| MOST | | | FEWEST | |
|-------|------|-------|--------|--|
| 4,894 | 2014 | 1,257 | 1953 | |
| 4,623 | 2004 | 1,439 | 1982 | |
| 4,609 | 2010 | 1,475 | 1973 | |
| 4,515 | 2009 | 1,631 | 1955 | |
| 4,461 | 2018 | 1,659 | 1954 | |

OPP (SEASON-NET)

| MOST | | | FEWEST | |
|-------|------|-------|--------|--|
| 4,200 | 2016 | 1,726 | 1960 | |
| 4,128 | 1981 | 1,739 | 1971 | |
| 4,114 | 2015 | 1,823 | 1982 | |
| 3,982 | 2019 | 1,913 | 1961 | |
| 3,944 | 2017 | 1,993 | 1958 | |
| 3,892 | 2004 | | | |

MOST BOTH TEAMS (NET)

| | |
|-----|-------------------------|
| 918 | vs. Chi, Oct. 9, 2016 |
| 907 | at Pit, Oct. 26, 2014 |
| 859 | at K.C., Oct. 31, 2004 |
| 822 | vs. NYJ, Sept. 24, 1972 |
| 797 | at Den, Sept. 26, 2010 |

FEWEST BOTH TEAMS (NET)

| | |
|-----|------------------------|
| 54 | at N.E., Oct. 19, 1975 |
| 81 | at Mia, Nov. 23, 1975 |
| 86 | vs. Buf, Dec. 17, 1978 |
| 109 | vs. Hou, Oct. 14, 1979 |
| 112 | at Buf, Oct. 14, 1973 |

COMPLETION PERCENTAGE

COLTS BEST (GAME-20 ATT)

| | |
|------|---------------------------------|
| 85.3 | at Jax, Dec. 18, 2008 (29-34) |
| 83.9 | vs. Atl, Dec. 14, 2003 (26-31) |
| 83.3 | at Buf, Oct. 16, 1994 (20-24) |
| 82.6 | vs. Cle, Sept. 25, 2005 (19-23) |
| 82.1 | at Den, Oct. 29, 2006 (32-39) |

OPP BEST (GAME-20 ATT)

| | |
|------|---------------------------------|
| 96.7 | at N.O., Dec. 16, 2019 (29-30) |
| 95.0 | at Jax., Sept. 13, 2020 (20-27) |
| 90.5 | at Dal, Dec. 21, 2014 (18-20) |
| 88.6 | at N.O., Oct. 23, 2011 (31-35) |
| 86.4 | at N.O., Nov. 18, 2001 (19-22) |
| 86.2 | vs. Oak, Oct. 28, 1973 (25-29) |
| 86.0 | at Bal, Oct. 11, 2021 (37-43) |
| 85.7 | at Hou, Sept. 21, 1980 (18-21) |



REGULAR TEAM



COLTS (SEASON)

BEST

| | | | |
|-------|------|-------|------|
| 67.38 | 2005 | 39.50 | 1953 |
| 67.21 | 2020 | 45.67 | 1973 |
| 67.18 | 2008 | 49.87 | 1983 |
| 67.08 | 2018 | 50.00 | 1906 |
| 66.98 | 2004 | 50.12 | 1984 |

WORST

| | |
|------|--|
| 1953 | |
| 1973 | |
| 1983 | |
| 1906 | |
| 1984 | |

OPP (SEASON)

BEST

| | | | |
|-------|------|-------|------|
| 71.20 | 2011 | 45.87 | 1961 |
| 70.84 | 2018 | 46.28 | 1958 |
| 70.10 | 2019 | 47.38 | 1977 |
| 68.40 | 2008 | 48.32 | 1960 |
| 67.39 | 2005 | 48.72 | 1959 |
| 66.54 | 2010 | | |

WORST

| | |
|------|--|
| 1961 | |
| 1958 | |
| 1977 | |
| 1960 | |
| 1959 | |

SACKS ALLOWED

COLTS MOST (GAME)

| | |
|----|-------------------------|
| 12 | vs. Stl, Oct. 26, 1980 |
| 10 | vs. T.B., Sept. 9, 1979 |
| 9 | at N.E., Nov. 6, 2022 |
| 8 | at Buf, Dec. 1, 1974 |
| 8 | vs. N.E., Nov. 26, 1978 |
| 8 | vs. Sea, Sept. 14, 1997 |
| 8 | at Det, Nov. 23, 1997 |

OPP MOST (GAME)

| | |
|----|-----------------------------|
| 11 | at L.A. Rams, Nov. 22, 1964 |
| 11 | vs. Cle, Sept. 6, 1992 |
| 10 | at Buf, Nov. 13, 1977 |
| 10 | at K.C., Nov. 2, 1980 |
| 10 | vs. Jax, Oct. 22, 2017 |

COLTS (SEASON)

MOST

| | | | |
|----|------|----|------|
| 62 | 1997 | 13 | 2009 |
| 58 | 1984 | 14 | 1999 |
| 57 | 1991 | | 2004 |
| 56 | 2017 | | 2008 |

FEWEST

| | |
|------|--|
| 2009 | |
| 1999 | |
| 2004 | |
| 2008 | |
| 2006 | |
| 2010 | |

OPP (SEASON)

MOST

| | | | |
|----|------|----|------|
| 59 | 1975 | 11 | 1982 |
| 57 | 1964 | 13 | 1981 |
| 56 | 1976 | 20 | 2000 |
| 47 | 1966 | 21 | 1974 |
| 47 | 1977 | 21 | 1993 |

FEWEST

| | |
|------|--|
| 1982 | |
| 1981 | |
| 2000 | |
| 1974 | |
| 1993 | |

YARDS LOST - SACKS

COLTS YDS LOST SACKS (GAME)

| | |
|----|--------------------------|
| 91 | vs. N.E., Nov. 26, 1978 |
| 73 | vs. K.C., Sept. 28, 1970 |
| 73 | vs. Stl, Oct. 26, 1980 |
| 72 | at Buf, Dec. 1, 1974 |
| 72 | vs. Cle, Dec. 1, 1991 |

OPP YDS LOST SACKS (GAME)

| | |
|-----|-----------------------------|
| 102 | at L.A. Rams, Nov. 22, 1964 |
| 97 | at Min, Sept. 23, 1962 |
| 76 | at Buf, Oct. 10, 1971 |
| 75 | at Min, Nov. 17, 1963 |
| 74 | at NYJ, Oct. 26, 1975 |
| 74 | vs. T.B., Oct. 3, 1976 |

COLTS (SEASON)

MOST

| | | | |
|-----|------|----|------|
| 487 | 1991 | 86 | 2008 |
| 480 | 1978 | 89 | 2006 |
| 436 | 1984 | 90 | 2009 |
| 424 | 1990 | 91 | 2010 |
| 418 | 1997 | 95 | 2005 |

FEWEST

| | |
|------|--|
| 2008 | |
| 2006 | |
| 2009 | |
| 2010 | |
| 2005 | |

OPP (SEASON)

MOST

| | | | |
|-----|------|-----|------|
| 496 | 1975 | 97 | 1982 |
| 489 | 1964 | 100 | 1981 |
| 461 | 1976 | 121 | 1993 |
| 407 | 1961 | 155 | 1959 |
| 401 | 1966 | 157 | 2006 |

FEWEST

| | |
|------|--|
| 1982 | |
| 1981 | |
| 1993 | |
| 1959 | |
| 2006 | |

TURNOVERS

PASSES HAD INTERCEPTED

COLTS MOST (GAME)

| | |
|---|-------------------------|
| 8 | vs. NYJ, Sept. 23, 1973 |
| 6 | at G.B., Oct. 8, 1961 |
| 6 | vs. Mia, Sept. 10, 1978 |
| 6 | at S.D., Nov. 11, 2007 |

OPP MOST (GAME)

| | |
|---|-----------------------------|
| 7 | vs. L.A. Rams, Dec. 4, 1954 |
| 7 | vs. Chi, Oct. 2, 1960 |

MOST BOTH TEAMS

| | |
|---|-------------------------|
| 9 | at Phi, Nov. 15, 1953 |
| 9 | at NYJ, Oct. 18, 1970 |
| 9 | vs. NYJ, Sept. 23, 1973 |

COLTS (SEASON)

MOST

| | |
|----|------|
| 30 | 1978 |
| 29 | 1961 |
| 28 | 1998 |
| 27 | 1953 |
| 27 | 1966 |
| | 1969 |

FEWEST

| | |
|----|-----------|
| 7 | 2021 |
| 8 | 1975 |
| 9 | 1964 |
| | 2006 |
| | 2017 |
| 10 | (6 times) |
| 11 | (5 times) |

OPP (SEASON)

MOST

| | |
|----|------|
| 40 | 1959 |
| 35 | 1958 |
| 32 | 1967 |
| 30 | 1960 |
| 30 | 1977 |

FEWEST

| | |
|---|------|
| 5 | 1982 |
| 8 | 1998 |
| 8 | 2011 |
| 9 | 1990 |

FUMBLES

COLTS MOST (GAME)

| | |
|---|-------------------------|
| 7 | vs. Mia, Oct. 23, 1983 |
| 6 | at NYJ, Nov. 14, 1971 |
| 6 | vs. NYJ, Sept. 28, 1986 |
| 6 | at NYJ, Nov. 16, 1986 |
| 6 | vs. Jax, Nov. 23, 2014 |

OPP MOST (GAME)

| | |
|---|-----------------------|
| 8 | at N.E., Oct. 7, 1973 |
|---|-----------------------|

COLTS (SEASON)

MOST

| | |
|----|------|
| 41 | 1986 |
| 38 | 1978 |
| 37 | 1972 |
| 36 | 1979 |
| | 1987 |

FEWEST

| | |
|----|------|
| 8 | 2020 |
| 10 | 1998 |
| 11 | 2009 |
| 13 | 1967 |
| | 2006 |
| | 2008 |
| 14 | 2005 |
| | 2007 |
| | 2010 |
| | 2013 |

OPP (SEASON)

MOST

| | |
|----|------|
| 43 | 1987 |
| 42 | 1953 |
| 41 | 1986 |
| 37 | 2002 |
| 36 | 1978 |
| | 2004 |

FEWEST

| | |
|----|------|
| 11 | 2012 |
| 11 | 1982 |
| 14 | 1970 |
| 15 | 2011 |
| 16 | 2000 |
| | 2001 |
| | 2019 |

FUMBLES LOST

COLTS MOST (GAME)

| | |
|---|-------------------------|
| 5 | at Det, Oct. 20, 1957 |
| 5 | at G.B., Sept. 29, 1963 |

OPP MOST (GAME)

| | |
|---|------------------------------|
| 5 | vs. L.A. Rams, Nov. 23, 1958 |
|---|------------------------------|

COLTS (SEASON)

MOST

| | |
|----|------|
| 25 | 1963 |
| 22 | 1972 |
| 21 | 1953 |
| | 1979 |
| 20 | 1986 |
| | 1993 |

FEWEST

| | |
|---|------|
| 4 | 2013 |
| | 2020 |
| 5 | 1998 |
| | 2007 |
| | 2008 |
| | 2009 |
| 6 | 2017 |



REGULAR TEAM



| | | |
|--|---|------|
| | 7 | 2004 |
| | | 2016 |
| | 8 | 1955 |
| | | 1967 |
| | | 1988 |
| | | 2005 |
| | | 2010 |

OPP (SEASON)

| MOST | | FEWEST | |
|------|------|--------|------|
| 27 | 1953 | 3 | 2012 |
| 25 | 1987 | 6 | 1982 |
| 22 | 1973 | 7 | 2017 |
| 21 | 1976 | 8 | 1961 |
| 20 | 1978 | | 1967 |
| | 1988 | | 2000 |
| | | | 2015 |
| | | | 2019 |

TOTAL TURNOVERS

COLTS MOST (GAME)

| | |
|---|---------------------------------|
| 8 | at G.B., Oct. 8, 1961 (6i/2f) |
| 8 | vs. Cle, Sept. 26, 1971 (5i/3f) |
| 8 | vs. NYJ, Sept. 23, 1973 (8i) |

OPP MOST (GAME)

| | |
|---|--------------------------------------|
| 9 | vs. L.A. Rams, Nov. 23, 1958 (5f/4i) |
| 9 | at L.A. Rams, Dec. 4, 1954 (7i/2f) |
| 8 | at S.F., Nov. 29, 1954 (5i/3f) |
| 8 | vs. Chi, Oct. 2, 1960 (7i/1f) |
| 8 | at Phi, Nov. 15, 1963 (6i/2f) |

COLTS (SEASON)

| MOST | | FEWEST | |
|------|------|--------|------|
| 48 | 1953 | 14 | 2013 |
| 47 | 1978 | 15 | 2017 |
| 44 | 1962 | | 2020 |
| 42 | 1961 | 17 | 2008 |
| 40 | 1979 | 18 | 1975 |
| | | 19 | 1964 |
| | | | 2005 |
| | | | 2006 |
| | | | 2007 |

OPP (SEASON)

| MOST | | FEWEST | |
|------|------|--------|------|
| 56 | 1953 | 11 | 1982 |
| 52 | 1958 | 15 | 2012 |
| 49 | 1959 | 17 | 2011 |
| 47 | 1977 | 19 | 1998 |
| 45 | 1987 | 20 | 2017 |

TURNOVER DIFFERENTIAL

COLTS (SEASON)

| BEST | | WORST | |
|------|------|-------|------|
| +30 | 1958 | -18 | 1961 |
| +26 | 1959 | -14 | 1969 |
| +23 | 1975 | -14 | 1993 |
| +22 | 1964 | -14 | 1998 |
| +21 | 1977 | -13 | 1974 |
| | | -13 | 2001 |

PENALTIES

GAME

COLTS MOST

| | |
|----|------------------------|
| 16 | at Den, Dec. 11, 1983 |
| 15 | at Buf, Sept. 18, 1983 |
| 14 | at K.C., Sept. 2, 1979 |
| 14 | at Buf, Sept. 21, 1997 |

OPP MOST

| | |
|----|-------------------------|
| 19 | vs. Buf, Sept. 23, 2001 |
| 17 | vs. Pit, Oct. 30, 1977 |
| 16 | vs. Chi, Dec. 5, 1965 |
| 15 | vs. Chi, Nov. 21, 1954 |
| 15 | at NYJ, Sept. 8, 1996 |
| 15 | vs. S.D., Nov. 3, 1996 |
| 15 | at N.E., Sept. 19, 1999 |

COLTS FEWEST

| | |
|---|-------------------------|
| 0 | vs. S.F., Oct. 26, 1969 |
| 0 | at GB, Sept. 10, 1966 |
| 0 | vs. NYJ, Oct. 30, 1994 |
| 0 | at K.C., Dec. 15, 1996 |
| 0 | at Cle, Dec. 26, 1999 |
| 0 | vs. CAR, Dec. 22, 2019 |

OPP FEWEST

| | |
|---|-----------------------------|
| 0 | at L.A. Rams, Dec. 18, 1965 |
| 0 | vs. Stl, Oct. 12, 1964 |

SEASON

COLTS

| MOST | | FEWEST | |
|------|------|--------|------|
| 137 | 1979 | 51 | 1960 |
| 122 | 1992 | 52 | 1967 |
| 120 | 1983 | 52 | 1982 |
| | 2018 | 53 | 1956 |
| 108 | 2015 | 55 | 1958 |
| 106 | 1981 | | |
| | 1997 | | |
| | 1998 | | |
| | 2004 | | |

OPP

| MOST | | FEWEST | |
|------|------|--------|------|
| 133 | 2015 | 58 | 1963 |
| 131 | 2018 | 59 | 1960 |
| 130 | 1999 | | 1964 |
| 128 | 2012 | | 1982 |
| 125 | 2016 | 60 | 1957 |
| 123 | 2003 | | 1958 |

YARDS PENALIZED - GAME

COLTS MOST

| | |
|-----|------------------------|
| 153 | at Buf, Sept. 18, 1983 |
| 151 | at Buf, Oct. 19, 1986 |
| 131 | at Ten, Oct. 23, 2016 |
| 127 | at Chi, Oct. 16, 1955 |
| 126 | at Mia, Oct. 15, 1987 |

OPP MOST

| | |
|-----|------------------------|
| 148 | vs. Chi, Nov. 21, 1954 |
| 146 | vs. N.E., Nov. 4, 2007 |
| 145 | at Jax, Oct. 2, 2016 |
| 142 | vs. Chi, Dec. 5, 1965 |
| 139 | vs. Dal, Oct. 15, 1972 |

YARDS PENALIZED - SEASON

COLTS

| MOST | | FEWEST | |
|-------|------|--------|------|
| 1,239 | 1979 | 433 | 1982 |
| 986 | 1983 | 458 | 1967 |
| 958 | 1992 | 483 | 1973 |
| 953 | 2018 | 504 | 1960 |
| 943 | 1995 | 507 | 1956 |

OPP

| MOST | | FEWEST | |
|-------|------|--------|------|
| 1,208 | 2012 | 466 | 1982 |
| 1,168 | 2015 | 486 | 1956 |
| 1,159 | 2016 | 538 | 1960 |
| 1,115 | 2018 | 543 | 2008 |
| 1,093 | 1999 | 546 | 1957 |

PUNTS

PUNTS (GAME)

COLTS MOST

| | |
|----|------------------------|
| 12 | at NYJ, Sept. 25, 1977 |
| 12 | at Buf, Oct. 6, 1996 |
| 11 | at Chi, Oct. 10, 1954 |
| 11 | at S.F., Nov. 29, 1964 |
| 11 | at Mia, Nov. 11, 1973 |
| 11 | at N.E., Oct. 19, 1975 |

OPP MOST (GAME)

| | |
|----|------------------------|
| 11 | vs. NYJ Sept. 19, 1971 |
| 11 | at K.C. Sept. 2, 1979 |
| 11 | at Buf Oct. 6, 1996 |



REGULAR TEAM



11 vs. Hou Dec. 1, 2002
11 vs. Cin Oct. 19, 2014

MOST BOTH TEAMS

23 at Buf. Oct. 6, 1996
21 at K.C. Sept. 2, 1979
20 vs. Den Sept. 11, 1983
20 vs. Hou Dec. 1, 2002
20 vs. N.O. Oct. 25, 2015

COLTS FEWEST

0 vs. Cle., Nov. 1, 1959
0 vs. Det., Nov. 19, 1967
0 at S.D., Nov. 7, 1976
0 vs. N.E., Sept. 1, 1991
0 vs. Buf., Sept. 23, 2001
0 vs. Ten., Dec. 5, 2004
0 at Hou., Oct. 23, 2005
0 at Jax., Sept. 13, 2020

OPP FEWEST

0 at S.F. 12/13/53
0 vs. G.B. 11/6/60
0 at Dal 9/4/78
0 at Phi 11/15/81
0 at Buf 9/9/90
0 vs. Jax 12/2/07

PUNTS (SEASON)

COLTS

MOST

101 1979
98 1984
94 1978
91 1983
88 2011

FEWEST

1961
1982
2006
1966
1967
1968
2020

OPP

MOST

95 1979
90 2014

88 1971
83 1975
1999
2014
82 1987
2000

FEWEST

1982
1973
2006
1981
1959
2004

PUNTING AVERAGE

COLTS (SEASON)

BEST

48.41 2016
47.67 2015
47.57 2012
46.70 2014
46.57 2011

WORST

1957
1979
1974
1954
1958

OPP (SEASON)

BEST

47.52 2016
47.50 2014
47.04 2012
46.41 1960
46.30 2019

WORST

1978
1977
1976
1987
1973

INTERCEPTION RETURN YDS.

INTERCEPTION RETURN YARDS

COLTS MOST (GAME)

144 vs. G.B., Nov. 2, 1958
138 at Chi, Nov. 17, 1957
136 at S.F., Oct. 13, 1968
135 vs. Cle, Dec. 10, 1989
126 at N.E., Dec. 11, 1994

OPP MOST (GAME)

162 at Den, Nov. 27, 1977
161 at G.B., Oct. 19, 2008
143 vs. S.D., Nov. 4, 1984

132 vs. N.E., Nov. 15, 1992
129 vs. NYJ, Dec. 15, 1974

COLTS (SEASON)

MOST

577 1959
514 1958
493 1975
483 1968
453 1967

FEWEST

1985
1974
1998
2016
1969

OPP (SEASON)

MOST

545 2001
529 1978
469 1953
461 1992
438 1966

FEWEST

2020
1975
1983
1964
2011

COLTS MOST TDS

4 1959/1965/1968/1975/1996/2012/2015/2020
3 1967/1970/1994

OPP MOST TDS

6 2001
4 1973/1992/2010/2017

PUNT RETURNS

PUNT RETURNS

COLTS MOST (GAME)

9 at L.A. Rams, Nov. 22, 1964
9 vs. L.A. Rams, Nov. 27, 1966
9 at K.C., Sept. 2, 1979
8 vs. Det, Oct. 10, 1965
8 vs. NYJ, Sept. 19, 1971
8 vs. T.B., Oct. 3, 1976
8 at N.E., Nov. 11, 1990
8 vs. Buf, Oct. 13, 1974
8 vs. Den, Oct. 22, 1978
8 vs. S.D., Nov. 26, 1989
8 vs. N.O., Oct. 25, 2015

COLTS (SEASON)

MOST

53 1963
48 1955
48 1964
45 1965
1966
2014

FEWEST

1981
1982
2008
2016
1960
2006
1973
2004
2005
2018
2019

OPP (SEASON)

MOST

62 1984
55 1983
53 1978
52 1986
51 1975
1989

FEWEST

1960
2016
1961
1963
1968
2017

PUNT RETURN YARDS

COLTS MOST (GAME)

195 vs. Car, Dec. 22, 2019
164 vs. NYJ, Sept. 19, 1971
148 at G.B., Oct. 14, 1966
141 vs. S.D., Nov. 3, 1996
124 at N.E., Nov. 11, 1990
111 vs. Buf, Nov. 25, 2012

OPP MOST (GAME)

145 vs. Stl, Nov. 10, 2013
123 at K.C., Nov. 2, 1980
117 vs. N.E., Nov. 15, 2009
117 at N.E., Nov. 18, 2012
114 at G.B., Dec. 7, 1968



REGULAR TEAM



COLTS LEAST (GAME)

| | |
|----|------------------------|
| -8 | at S.D., Oct. 23, 1988 |
| -5 | at Pit, Nov. 22, 1992 |
| -5 | at S.D., Nov. 11, 2007 |

OPP LEAST (GAME)

| | |
|----|-------------------------|
| -5 | vs. Hou, Sept. 13, 1992 |
| -4 | vs. Phi, Dec. 6, 1970 |
| -3 | vs. Hou, Dec. 31, 2017 |

COLTS (SEASON)

| MOST | | FEWEST | |
|------|------|--------|------|
| 485 | 1963 | 56 | 1981 |
| 453 | 1964 | 78 | 1982 |
| 449 | 1985 | 108 | 2011 |
| 447 | 1996 | 127 | 1960 |
| 439 | 1975 | 129 | 1973 |

OPP (SEASON)

| MOST | | FEWEST | |
|------|------|--------|------|
| 642 | 1983 | 48 | 1960 |
| 600 | 1984 | 62 | 1968 |
| 572 | 1985 | 71 | 1955 |
| 558 | 1989 | 80 | 2017 |
| 550 | 2011 | 93 | 2018 |

COLTS MOST TDS (SEASON)

| | |
|---|------|
| 2 | 2019 |
|---|------|

OPP MOST TDS (SEASON)

| | |
|---|------|
| 3 | 2015 |
| 2 | 1956 |

FAIR CATCHES

COLTS MOST (GAME)

| | |
|---|-----------------------------|
| 6 | vs. Cin, Oct. 19, 2014 |
| 6 | vs. Jax, Oct. 4, 2015 |
| 5 | vs. Det, Dec. 7, 1969 |
| 5 | at N.E., Oct. 3, 1971 |
| 5 | vs. L.A. Rams, Nov. 8, 1971 |
| 5 | vs. G.B., Oct. 7, 2012 |
| 5 | vs. Den, Oct. 27, 2019 |

OPP MOST (GAME)

| | |
|---|------------------------|
| 6 | at S.F., Oct. 13, 1968 |
| 6 | vs. Jax, Oct. 22, 2017 |
| 5 | at Mia, Nov. 11, 1979 |

MOST (SEASON)

| COLTS | | OPP | |
|-------|------|-----|------|
| 34 | 1971 | 27 | 2017 |
| 28 | 2015 | 24 | 1979 |
| | 2018 | | |
| 26 | 1970 | 23 | 2015 |
| 25 | 2005 | 22 | 2010 |
| | 2013 | 21 | 1973 |
| | 2014 | | 2000 |
| 24 | 1992 | | 2011 |
| | 2010 | | |
| | 2011 | | |

KICKOFF RETURNS

KICKOFF RETURNS

COLTS MOST (GAME)

| | |
|---|-------------------------|
| 9 | at Chi, Oct. 21, 1956 |
| 9 | at N.E., Nov. 18, 1979 |
| 9 | at Buf, Sept. 21, 1997 |
| 9 | at Bal, Dec. 2, 2001 |
| 9 | vs. S.D., Nov. 28, 2010 |

OPP MOST (GAME)

| | |
|----|-------------------------|
| 10 | vs. Buf, Dec. 12, 1976 |
| 10 | vs. Den, Oct. 31, 1988 |
| 9 | at N.O., Sept. 28, 2003 |
| 9 | vs. Ten, Dec. 5, 2004 |

COLTS (SEASON)

| MOST | | FEWEST | |
|------|------|--------|------|
| 84 | 1981 | 17 | 2018 |
| | 2001 | 28 | 2017 |
| 74 | 1978 | 31 | 2011 |
| 74 | 1986 | | 2019 |
| 71 | 1998 | 32 | 1971 |
| 70 | 1979 | | 2016 |

OPP (SEASON)

| MOST | | FEWEST | |
|------|------|--------|------|
| 93 | 2003 | 8 | 2015 |
| 92 | 2004 | 19 | 2011 |
| 89 | 2005 | | 2019 |
| 87 | 2001 | 24 | 2017 |
| 83 | 1999 | 25 | 1982 |
| | | 26 | 2014 |

KICKOFF RETURN YARDS

COLTS MOST (GAME)

| | |
|-----|-------------------------|
| 274 | vs. NYJ, Sept. 24, 1972 |
| 252 | vs. S.D., Dec. 26, 2004 |
| 225 | vs. Pit, Nov. 28, 2022 |
| 219 | at Dal, Sept. 4, 1978 |
| 213 | vs. Sea, Sept. 14, 1997 |
| 212 | at Cle, Oct. 11, 2020 |
| 212 | at Dal, Dec. 4, 2022 |
| 204 | at Chi, Oct. 21, 1956 |
| 204 | vs. Cin, Oct. 11, 1981 |

OPP MOST (GAME)

| | |
|-----|-------------------------|
| 268 | at Sea, Oct. 15, 2000 |
| 266 | at Hou, Oct. 23, 2005 |
| 249 | vs. NYJ, Nov. 16, 2003 |
| 233 | at Hou, Sept. 23, 2007 |
| 230 | vs. Chi, Oct. 4, 1958 |
| 230 | vs. N.E., Dec. 21, 1975 |

COLTS LEAST (GAME)

| | |
|---|--|
| 0 | (43 times) Last: vs. Car Dec. 22, 2019 |
|---|--|

OPP LEAST (GAME)

| | |
|----|------------------------|
| -2 | at G.B., Oct. 19, 2008 |
|----|------------------------|

COLTS (SEASON)

| MOST | | FEWEST | |
|-------|------|--------|------|
| 1,832 | 2001 | 337 | 2018 |
| 1,651 | 1981 | 578 | 2011 |
| 1,648 | 1978 | 590 | 2017 |
| 1,545 | 2004 | 679 | 1971 |
| 1,510 | 2003 | 707 | 2019 |

OPP (SEASON)

| MOST | | FEWEST | |
|-------|------|--------|------|
| 2,029 | 2006 | 156 | 2015 |
| | 2007 | 441 | 2017 |
| 2,006 | 2001 | 470 | 2019 |
| 1,999 | 2003 | 538 | 1982 |
| 1,978 | 2005 | 551 | 1993 |
| 1,960 | 2004 | | |

COLTS MOST TDS (SEASON)

| | |
|---|-----------|
| 2 | 1958/1968 |
|---|-----------|

OPP MOST TDS (SEASON)

| | |
|---|----------------|
| 3 | 2007 |
| 2 | 1977/2003/2006 |

COMEBACKS AND LEADS LOST

COLTS LARGEST COMEBACKS

| Deficit | Date | Opponent | Trailed/Qtr. | Result |
|---------|------------|---------------|--------------|------------|
| 28* | 1/4/2014 | Kansas City | 10-38/3rd | W 45-44 |
| 21 | 11/9/1975 | @ Buffalo | 7-28/2nd | W 42-35 |
| 21 | 9/10/1995 | @ N.Y. Jets | 3-24/3rd | W 27-24 OT |
| 21 | 10/8/1995 | @ Miami | 3-24/3rd | W 27-24 OT |
| 21 | 10/6/2003 | @ Tampa Bay | 14-35/4th | W 38-35 OT |
| 21 | 10/18/2020 | Cincinnati | 0-21/2nd | W 31-27 |
| 20 | 11/30/1958 | San Francisco | 7-27/3rd | W 35-27 |
| 18 | 12/18/1977 | New England | 3-21/3rd | W 30-24 |
| 18 | 10/9/1977 | Miami | 10-28/2nd | W 45-28 |
| 18 | 9/15/1996 | @ Dallas | 3-21/2nd | W 25-24 |
| 18 | 10/7/2012 | Green Bay | 3-21/3rd | W 30-27 |
| 18 | 11/3/2013 | @ Houston | 6-24/3rd | W 27-24 |
| 17 | 10/12/1958 | @ Green Bay | 0-17/2nd | W 24-17 |
| 17 | 11/29/1970 | Chicago | 0-17/2nd | W 21-20 |
| 17 | 12/27/1992 | @ Cincinnati | 0-17/3rd | W 21-17 |
| 17 | 10/17/2005 | St. Louis | 0-17/2nd | W 45-28 |
| 17 | 10/5/2008 | @ Houston | 10-27/4th | W 31-27 |



REGULAR TEAM



17 11/15/2009 New England 14-31/4th W 35-34
 17 11/29/2009 @ Houston 0-17/2nd W 35-27

*Postseason

COLTS LARGEST LEADS LOST

| Lead | Date | Opponent | Ahead / Qtr. | Result |
|------|------------|-----------------|--------------|------------|
| 33 | 12/18/2022 | @ Minnesota | 33-0/3rd | L 36-39 OT |
| 26 | 9/21/1997 | @ Buffalo | 26-0/2nd | L 35-37 |
| 24 | 10/20/1957 | @ Detroit | 27-3/3rd | L 27-31 |
| 21 | 10/27/1957 | Green Bay | 21-0/4th | L 21-24 |
| 21 | 10/18/1998 | @ San Francisco | 21-0/2nd | L 31-34 |
| 21 | 9/19/1999 | @ New England | 28-7/2nd | L 28-31 |
| 21 | 9/10/2000 | Oakland | 21-0/2nd | L 31-38 |
| 19 | 10/11/2021 | @ Baltimore | 22-3/3rd | L 25-31 OT |
| 19 | 12/11/1983 | @ Denver | 19-0/4th | L 19-21 |
| 17 | 9/9/1979 | Tampa Bay | 17-0/2nd | L 26-29 |
| 17 | 10/9/1988 | @ Buffalo | 17-0/2nd | L 23-34 |
| 17 | 10/9/2011 | Kansas City | 24-7/2nd | L 24-28 |
| 17 | 12/27/2020 | @ Pittsburgh | 24-7/3rd | L 24-28 |
| 14 | 10/31/2021 | Tennessee | 14-0/2nd | L 31-34 OT |
| 14 | 10/1/1978 | Philadelphia | 14-0/4th | L 14-17 |
| 14 | 12/8/1991 | @ New England | 17-3/3rd | L 17-23 OT |
| 14 | 9/18/1994 | @ Pittsburgh | 14-0/2nd | L 21-31 |
| 14 | 10/23/1994 | Washington | 17-3/2nd | L 27-41 |
| 14 | 11/29/1998 | @ Baltimore | 24 -10/2nd | L 31-38 |
| 14 | 12/6/1998 | @ Atlanta | 21-7/2nd | L 21-28 |
| 14 | 11/18/2001 | @ New Orleans | 14-0/1st | L 20-34 |
| 14 | 12/3/2006 | @ Tennessee | 14-0/2nd | L 17-20 |
| 14 | 10/16/2016 | @ Houston | 23-9/4th | L 23-26 OT |

