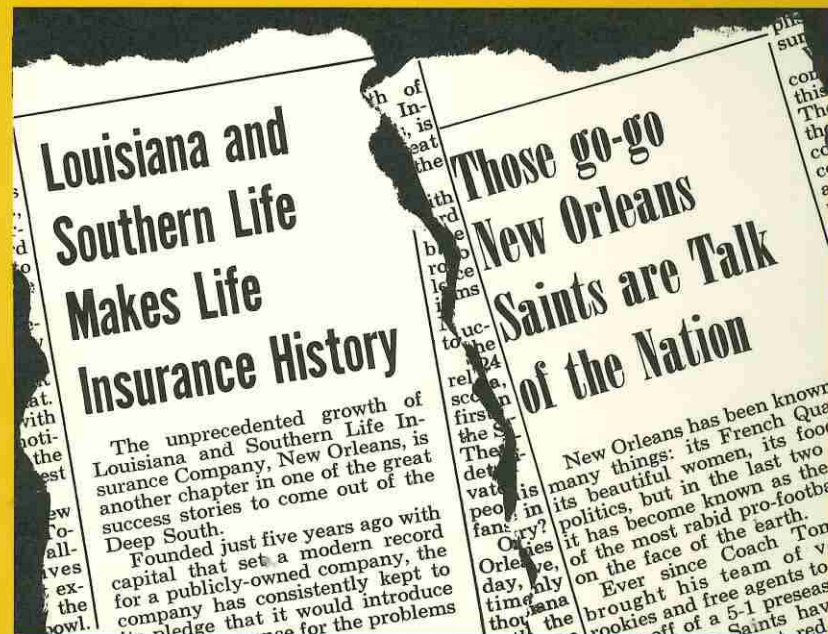


1969

NEW ORLEANS[†] SAINTS

Two Great Success Stories



Just two years ago the first New Orleans Saints astonished the nation. The New Orleans fans became a topic of conversation everywhere. It's a great success story, the Saints and their fans, wherever sports are talked about.

Just five years ago a group of far-sighted men founded a new insurance company in New Orleans. Their concepts of "new" life insurance became a topic of conversation throughout the industry. Now, close to one billion dollars of life insurance in force, Louisiana and Southern Life is one of the greatest stories in life insurance history.



Louisiana and Southern

LIFE INSURANCE COMPANY

LOUISIANA AND SOUTHERN LIFE BUILDING
225 BARONNE STREET • NEW ORLEANS, LOUISIANA • (504) 523-2504

1969 Saints Media Guide

TABLE OF CONTENTS

1969 Saints Schedule and Travel Plans	2
Ticket Information	3
Club Directory	4
John W. Mecom, Jr. and Victor E. Schwenk	5-6
1968 Saints Scores	6
Tom Fears	7
The Coaching Staff	8
The Administrative Staff	12
1969 Saints Roster	15
Saints Veterans	16
Saints Rookies	42
1968 Season Review	45
1968 Team Statistics	50
1968 Individual Statistics	51
Saints Draft Picks	52
All-Time Roster	53
Two-Year Scores	54
Attendance Figures	55
Saints Individual Records	56
Saints Team Records	61
Individual Records, game and single play	70
Opponents' Team Records	74
Opponents' Individual Records	75
Top Individual Performances vs. Saints	79
Saints Historical Highlights	80
NFL Directory, 1968 Final Standings, 1969 Alignment	81
NFL 1969 Regular Season Schedule	82
NFL Public Relations Directors	84
Saints NFL Opponents (by Division)	85-99
Saints' AFL Pre-Season Opponents	100
1968 All-NFL Selections	101
1968 NFL Individual Leaders	102
Saints on Television, Radio	104

NEWS MEDIA DATA

All requests from news media representatives for press box accommodations, sideline passes, pictures, statistics, etc., should be made as early as possible to:

ED STATON, Publicity Director
or

MISS PAT CROSS, Public Relations Assistant
Office: 944 St. Charles Ave., New Orleans, La. 70130

Phone: (504) 524-1421 Staton (Home): (504) 367-0531
Miss Cross (Home): (504) 525-5611

1969 SAINTS SCHEDULE

PRE-SEASON

Aug. 9	San Diego Chargers (San Diego)	8:00 PDT
Aug. 16	Denver Broncos (Denver)	8:00 MDT
Aug. 23	Pittsburgh Steelers (Baton Rouge)	8:00 CDT
Aug. 30	ATLANTA FALCONS AT NEW ORLEANS	8:00 CDT
Sept. 6	HOUSTON OILERS AT NEW ORLEANS	8:00 CDT
Sept. 12	Detroit Lions (Detroit)	8:00 EST

REGULAR SEASON

Sept. 21	WASHINGTON REDSKINS	1:30 CDT
Sept. 28	DALLAS COWBOYS	1:30 CDT
Oct. 5	at Los Angeles	1:00 PDT
Oct. 12	CLEVELAND BROWNS	1:30 CDT
Oct. 19	BALTIMORE COLTS	1:30 CDT
Oct. 26	at Philadelphia	1:15 EST
Nov. 2	at St. Louis	1:00 CST
Nov. 9	at Dallas	1:00 CST
Nov. 16	at New York	1:30 EST
Nov. 23	SAN FRANCISCO 49ers	1:00 CST
Nov. 30	PHILADELPHIA EAGLES	1:00 CST
Dec. 7	at Atlanta	1:15 EST
Dec. 14	at Washington	1:15 EST
Dec. 21	PITTSBURGH STEELERS	1:00 CST

HOME GAMES IN CAPS.

All times listed as time of game in locality.

SAINTS TRAVEL PLANS

PRE-SEASON SITE OF GAME	Hotel	Telephone
Denver	Denver Hilton	(303) 266-3911
Detroit	Hotel Ponchartrain	(313) 965-0200

Saints will break camp in San Diego on Aug. 15, and fly to Denver via United Airlines charter. They return to New Orleans immediately after the game (Saturday evening, Aug. 16) and set up camp at St. Paul's School in Covington. They will travel by bus to Baton Rouge on Aug. 23, and return to Covington immediately after that game with Pittsburgh. For the Detroit game, the Saints will depart at noon Thursday, Sept. 11 via United Charter, and return to New Orleans immediately after the game on Friday, Sept. 12.

REGULAR SEASON

New Orleans (Saturday night before all home games)	Downtown Howard Johnson's	(504) 524-9714
Los Angeles	Sheraton West	(213) 382-7171
Philadelphia	Marriott	(215) MO 7-0200
St. Louis	Bel Air East	(314) MA 1-7900
Dallas	Executive Inn	(214) FL 7-5601
New York	Summit	(212) PL 2-7000
Atlanta	Marriott	(404) 688-6500
Washington	Marriott Key Bridge	(703) JA 4-6400

During the regular season, the Saints will depart at noon Saturdays via Braniff charters, and return immediately after the games. Departure time for Philadelphia trip is lone exception—8 a.m. Friday.

SAINTS TICKET INFORMATION

SEASON TICKET SALE

Saints season ticket figures have grown steadily since the club's formation in 1967. The first year sale was 33,400, and the figure reached 41,200 for 1968. On July 11, 1969 the season sale reached the 48,000 mark. The final figure for the 1969 home season may well reach 50,000.

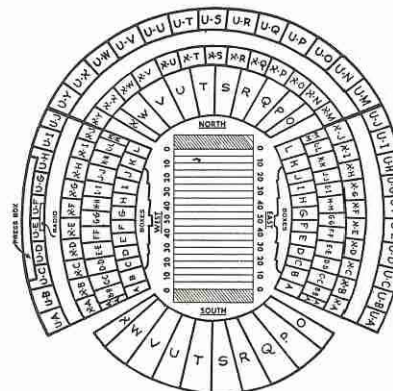
TICKET PRICES

Season*	Single Game
Sold Out	Box Seats Sold Out
\$58.50	Sideline \$6.50
\$45.00	Adult End Zone \$5.00
\$13.50	Student End Zone None
	(18 and under when accompanied by an adult)

*Based on nine game home season, including two pre-season games.

TICKET OFFICE

The New Orleans Saints ticket office is located at 944 St. Charles Ave., New Orleans, La. 70130. Office hours are 9 a.m. to 7 p.m., Monday through Saturday the weeks preceding regular season home games. All other weeks, hours are 9 a.m. to 5 p.m., Monday through Friday. Telephone number: (504) 523-4174.



Tulane Stadium Diagram
Seating Capacity: 80,997

Mail orders will be accepted when accompanied by a check for the amount of the tickets plus 50 cents for handling.

SINGLE GAME TICKET SALES LOCATIONS

(Individual game tickets on sale at locations listed below beginning on the Monday preceding the up-coming game).

NEW ORLEANS AREA

D. H. Holmes Stores, all branches
Schwegmann's Stores, all locations
Dooky Chase's, 2301 Orleans Ave.
Mason's Motel Americana, South Claiborne
Dave's Men's Wear, 316 Williams Blvd., Kenner

BATON ROUGE

Sears-Roebuck

1969 NEW ORLEANS SAINTS CLUB DIRECTORY

PARTNERS

Henry Zac Carter
Alvin Griesedieck, Jr.
Al Hirt
Sam Israel, Jr.
Walter McIlhenny

John W. Mecom, Jr., President
John W. Mecom, Sr.
Robert M. Monsted
Edward B. Poitevent
George G. Westfeldt, Jr.
Roger Wilson

CORPORATE OWNERS

Z. W. Bartlett
Joseph Bernstein
Joseph B. David III
C. C. Dejoie, Jr.
Hugh M. Evans, Sr.
Norman Francis
Richard L. Hindermann

Moreau Jumonville
Sinclair Kouns
Lawrence A. Merrigan
J. Douglas Nesom
Charles Rosen II
R. O. Rush
William H. Wright, Jr.

ADMINISTRATIVE STAFF

President	John W. Mecom, Jr.
General Manager	Victor E. Schwenk
Director of Public Relations, Promotions	William Smyth
Publicity Director	Ed Staton
Publications Director	Patricia L. Cross
Staff Photographer	Erby Aucoin
Entertainment Director	Tommy Walker
Public Relations Counsel	David M. Kleck & Associates
Player Relations	George Owen
Business Manager	Eddie Jones
Ticket Manager	Henry Simoneaux
Director of Player Personnel	Henry Lee Parker
Personnel Scout	Ray Newman
Personnel Scout	Dave Smith
Personnel Scout	Ray Jenkins
Personnel Scout	Bob Whitman

Office Address: 944 St. Charles, New Orleans, La. 70130

Phone: 504 / 524-1421

COACHING STAFF

Head Coach	Tom Fears
Administrative Coordinator	Ed Biles
Offensive Assistants	Brad Ecklund Don Heinrich Billy Barnes
Defensive Assistants	Jack Faulkner Ed Khayat Jerry Smith
Trainer	Warren Ariail
Assistant	Dean Kleinschmidt
Equipment Manager	Charlie Shepherd
Assistant	Joe Allen
Team Physicians	Dr. Ken Saer Dr. Charles Brown Dr. Ray Haddad Dr. Richard C. Oster

Office Address: 6928 Saints Ave., Metairie, La. 70003

Phone: (504) 888-6565

MISCELLANEOUS

Stadium	Tulane (80,997)
Team Colors	Old Gold, Black and White
Home Uniform	Black Jerseys, gold helmets
Road Uniform	White Jerseys, black helmets

THE ADMINISTRATION



JOHN W. MECOM, JR.

President

VICTOR E. SCHWENK

General Manager

Guiding the New Orleans Saints are President and principal owner, John W. Mecom, Jr. and Victor E. Schwenk who was Mecom's first employee when the Saints were formed and his selection as the team's general manager in early 1968.

Mecom is pro football's youngest owner (he will reach 30 early this fall) and certainly one of the most vital of the sport's executives. He's taken an active role in all the club's activities, and views each game with every bit the intensity of a coach though he maintains the image of a devoted fan.

John serves on the Board of Regents of Loyola University and is a member of the board of directors for Louisiana and Southern Life Insurance Company.

The Mecom family business interests include oil and sulphur, hotels, plastics and ranches. Mecom, Jr. works with his father as his assistant and co-owner.

John attended the University of Oklahoma and the University of Texas and is a member of Sigma Alpha Epsilon. During his undergraduate days at Oklahoma, John met his wife, the former Katsy Mullendore of Pawhuska, Okla. They were married in 1962, and have three children, John W. Mecom III, 5, Katsy Kathleen, 2½, and Mary Elizabeth, 1½. The family maintains a residence in Houston, but spends a great deal of time in New Orleans.

Outside of football, John's favorite sport is boat racing. He owns two power boats, the Saint and the Sinner! For a time, he owned race cars and owned the 1966 Indianapolis 500 winner driven by Graham Hill.

Mecom hired Vic Schwenk as the Saints' Director of Player Personnel in December, 1966. Schwenk is now in his second year as the club's General Manager.

The Saints' chief executive began his association with the National Football League in 1954, working with the Los Angeles Rams as a part-

(continued)

1968 SAINTS SCORES

DATE	OPPONENT	SITE	SAINTS	OPP.	ATT.	ACCUM. ATT.	WEATHER
PRE-SEASON GAMES							
Aug. 1 (N)	Los Angeles Rams	Anaheim, Calif.	17	21	29,505	29,505	Clear, 79°
Aug. 10 (N)	Boston Patriots	New Orleans	19	0	57,152	86,657	Clear, 90°
Aug. 18	Houston Oilers	Houston	23	24	42,734	129,391	Inside, 72°
Aug. 24 (N)	Cleveland Browns	New Orleans	40	27	70,045	199,436	Cloudy, 78°
Aug. 31 (N)	Atlanta Falcons	Atlanta	10	16	49,832	249,268	Rain, 61°
Sept. 6 (N)	Minnesota Vikings	Shreveport, La.	17	20	23,000	272,268	Clear, 79°
Won 2, Lost 4 (N) Night game		Saints Points 126	Points Against 106				

REGULAR SEASON GAMES

Sept. 15	Cleveland Browns	Tulane Stadium	10	24	74,215	74,215	Cloudy, 86°
Sept. 22	Washington Redskins	Tulane Stadium	37	17	65,941	140,156	Cloudy, 85°
Sept. 29	St. Louis Cardinals	Tulane Stadium	20	21	79,021	219,177	Cloudy, 85°
Oct. 6	New York Giants	New York	21	38	62,967*	282,144	Clear, 59°
Oct. 13	Minnesota Vikings	Tulane Stadium	20	17	71,105	353,249	Rain, 84°
Oct. 20	Pittsburgh Steelers	Pittsburgh	16	12	32,803	385,552	Sunny, 58°
Oct. 27	St. Louis Cardinals	St. Louis	17	31	45,478	431,030	Windy, 56°
Nov. 3	Dallas Cowboys	Tulane Stadium	3	17	84,728*	515,758	Cloudy, 80°
Nov. 10	Cleveland Browns	Cleveland	17	35	71,025	586,783	Cloudy, 38°
Nov. 17	Green Bay Packers	Milwaukee	7	29	49,644*	636,427	Cloudy, 41°
Nov. 24	Detroit Lions	Detroit	20	20	46,152	682,579	Cloudy, 45°
Dec. 1	Chicago Bears	Tulane Stadium	17	23	78,285	760,864	Cloudy, 60°
Dec. 8	Philadelphia Eagles	Philadelphia	17	29	57,128	817,992	Sunny, 34°
Dec. 15	Pittsburgh Steelers	Tulane Stadium	24	14	66,131	884,123	Clear, 37°
Won 4, Lost 9, Tied 1 * Sellout crowds		Saints Points 246	Points Against 327				

ATTENDANCE SUMMARY


	Attendance	Average		Attendance	Average
All 20 Games	1,156,391	57,820	Regular Season (14)	884,123	63,151
Pre-Season Away (4)	145,071	36,268	Home (7)	519,426	74,203
Pre-Season Home (2)	127,197	63,599	Away (7)	364,697	52,099

THE ADMINISTRATION (continued)

time personnel scout. He subsequently served the Rams as Director of Player Personnel (1963), and offensive coach (1964). In 1966, Schwenk became general manager for the Edmonton Eskimos but because of illness in his family, he returned to Los Angeles and served as a special game scout under Coach George Allen of the Rams for the 1966 season. The call from the Saints followed.

Schwenk began his football career at UCLA, and later transferred to Occidental College. Following his college days, he spent 10 years as head coach on the high school level in California. From 1960 through 1963, he served as head coach of Occidental where he compiled a 23-12 record and won two conference titles.

Schwenk and his wife Arlene have three daughters and make their home in Metairie.



TOM FEARS
Head Coach

Tom Fears is a realistic man. At the outset of the Saints second season in the National Football League, when many of his players not to mention fans and newsmen on the scene were predicting a Century Division title for the Saints, Fears stated that his team should win five of their games. He was almost right. The '68 Saints finished with a four win-nine loss-one tie record and a third place finish in their Eastern Conference Division.

Entering their third year, Head Coach Tom Fears' teams have posted a best-yet record for an expansion team—seven victories, 20 losses and a tie over a two-season span.

Setting records is nothing new for Fears. He became the first and only player ever to lead the NFL in receiving in his rookie season with the Los Angeles Rams (1948), and he continued to lead all receivers for the next two seasons. Fears caught 51 passes as a rookie, then broke Don Hutson's then-standing record with 77 catches in 1949. The next year, Fears broke his own record with 84 receptions. He continued playing with the Rams through the 1956 season.

Before joining the Rams, Fears spent two years at Santa Clara (1941-42), three years in the U. S. Air Force during World War II, and two years at UCLA in 1946 and 1947. While participating in the Air Force's pilot training program, he captained the famed Second Air Force's Superbomber eleven in 1944 and 1945.

He began his coaching career in 1959 under Vince Lombardi at Green Bay. Fears rejoined the Rams as an assistant coach for the 1960 and 1961 seasons, and then returned to Lombardi and the Packers in 1962 where he remained through the 1965 season.

Eager for a head coaching position, Fears concluded that serving on the staff of the NFL's expansion team, the Atlanta Falcons, would be valuable training. He became the Falcons' chief offensive coach for their initial season of competition in 1966, and his opportunity to guide a team of his own came in early 1967 when he secured the head post with the New Orleans Saints.

Fears is a native of Los Angeles where he was born December 3, 1923. He and his wife LuElla have six children—Kathleen 16, Patrick 15, Katie 14, Denny 13, Jono 11 and JoJo 8.

THE COACHING STAFF

ED BILES, *Administrative Coordinator*

The former head coach of Xavier of Ohio assumes a newly created position with Tom Fears' 1969 coaching staff.

While at Xavier, the 37-year old Biles coached his teams to a 39-28-2 record over seven seasons. He coached flanker Dan Abramowicz, as well as two of the Saints' draft choices, No. 1 pick John Shinnars and Billy Waller, a late round selection.

Biles is a 1953 graduate of Miami of Ohio. After two years of high school coaching in Cincinnati, he became freshman coach at Xavier. He was named Catholic College Coach of the Year after his 1965 team posted an 8-2 record.

Biles and his wife Jackie have three sons, Mike 16, Jim 15 and Jay 7, and daughter Sherrie, 11.

BRAD ECKLUND, *Offensive Line Coach*

Ecklund joined the Saints' staff prior to the '68 season as interior offensive line coach, and this season has been charged with the coaching of the entire offensive line.

Prior to joining the Saints, Ecklund served on the staff of the Atlanta Falcons for two seasons. He was an assistant coach with the Dallas Cowboys in 1960, and also spent two years as an NFL scout for one of the scouting combines.

Ecklund played his college football at the University of Oregon. In 1949 he played with the New York Yankees of the All-America Conference. The team became the Dallas Texans, and he spent one year there. In 1953, his final year in pro ball, he played in Baltimore. He was an outstanding center and played in the original Pro Bowl game against the Cleveland Browns.

Following his playing days, he coached at the high school level in Oregon for four years, then served as an assistant at the University of Oregon.

The 47-year-old Ecklund and his wife Ruth have three children.



Biles



Ecklund



Heinrich



Barnes



Faulkner



Khayat

DON HEINRICH, *Offensive Backfield Coach*

Fears selected a man with vast experience, both as a player and coach, to guide the Saints offensive backs. Don Heinrich, 37, was most recently with the Pittsburgh Steelers coaching staff.

Don was an All-American at the University of Washington where he was the nation's leading passer in 1950 and 1952. He quarterbacked for the New York Giants (1954-59), the Dallas Cowboys (1960) and the Oakland Raiders (1962) before turning to coaching.

Prior to his year with the Steelers, Heinrich worked for a year under Dallas' coach Tom Landry, then returned to New York where he had charge of the Giants' offensive backfield. He has also served as an assistant with the Los Angeles Rams, and was one of the men responsible for the establishment of the Atlanta Falcons scouting system.

He and his wife, Barbara, have four children.

BILLY RAY BARNES, *Receiver Coach*

Receiver Coach Billy Ray Barnes came to the Saints from the Charleston, (W. Va.) team of the Continental Football League, where he was head coach during the '68 season. Charleston had an 8-3 record.

Barnes, 33, is a native of Landis, N. C. He graduated from Wake Forest in 1956 and was a running back for the Philadelphia Eagles from 1957 through 1961. He played on the Eagles' 1960 world championship team and appeared in three Pro Bowl games. Barnes joined the Washington Redskins' forces where he played from 1962 through 1963 and was their leading rusher for the '62 season. He played for the Minnesota Vikings from 1964 through 1965.

Barnes and his wife Janice are the parents of infant twin girls.

JACK FAULKNER, *Chief Defensive Coach*

The man who has directed the Saints' effective defense since the team's formation continues in that role for the coming year.

Jack Faulkner is a native of Youngstown, Ohio, and a graduate of



Smith



Ariail



Shepherd

Miami of Ohio where he lettered in football, baseball and track. At Miami, he began a long association with Sid Gillman, now the head coach and general manager of the San Diego Chargers.

Faulkner joined Gillman's staff at the University of Cincinnati in 1949, and remained with him when Gillman became head coach of the Los Angeles Rams in 1956. In 1960, Gillman took over the then Los Angeles Chargers and Faulkner went along. In 1962, Faulkner was named head coach and general manager of the Denver Broncos and guided the Broncos to their best season ever (7-7) that year and was named AFL Coach of the Year.

After leaving the Broncos, Faulkner served a year as defensive backfield coach of the Minnesota Vikings (1965), and then saw duty in the personnel and scouting department of the Los Angeles Rams in 1966.

The Faulkners (wife, Betty) have two children, Cathy, 17, and Jon, 6.

ED KHAYAT, Defensive Line Coach

Another "original" of the Saints' coaching staff is defensive line coach Ed Khayat, 33.

Ed is from Moss Point, Miss., and attended Millsaps College (Jackson, Miss.) and Perkinson (Miss.) Junior College. He then transferred to Tulane to complete his last two years of college football.

He was signed by the Washington Redskins as a free agent in 1957, and thus began a nine-year playing career in the National Football League. Ed played with the Redskins in 1947, 1962 and 1963 and with the Philadelphia Eagles from 1958 through 1961 and again in 1964 and '65. He completed his playing career with the Boston Patriots. As a professional, Khayat played both defensive end and defensive tackle.

Ed and his wife Deborah have one son, Ed Jr., born during the '68 season.

JERRY SMITH, Linebacker Coach

Another new man to the Saints' 1969 coaching staff is Jerry Smith, former offensive line coach with the Buffalo Bills. Smith replaces J. D. Roberts (reassigned to the Saints' farm club, the Richmond Roadrunners as head coach) as the linebacker specialist.

The 38-year-old Smith was born in Dayton, Ohio. He was an All-Big Ten tackle at Wisconsin in 1951, played in the East-West Shrine Game. Smith was drafted and signed by the San Francisco 49ers and played two seasons before entering military service. In 1956, he joined the Green Bay Packers as a defensive end. For the next two years he worked for a brokerage firm, and then returned to football in 1959 as a line coach at Dayton.

Smith broke into professional football coaching in 1960 with the Boston Patriots as defensive line and linebacker coach. He moved to the Buffalo Bills as offensive line coach in 1962, and the Bills won the AFL championship in 1964 and '65, and finished first in the Eastern Division in 1966.

Smith and his wife Shirley have four children.

WARREN ARIAIL, Trainer

Ariail is a second year man with the Saints charged with keeping the team in the best possible condition. Before joining New Orleans in the spring of 1968, Ariail had been head trainer at Indiana since 1961.

The native of Eutawville, S. C. is a graduate of Wofford College and a veteran of four years' service with the Marine Corps in World War II. He has served as head athletic trainer at Wofford, Wake Forest College and Iowa State University in addition to the University of Indiana. He also worked with the U.S. Olympic wrestling team in 1960 during that team's training period in this country.

Assisting him in the Saints' training room is Dean Kleinschmidt who rejoined his former boss this spring. Kleinschmidt is a graduate of Indiana, and was Ariail's assistant during student days.

Ariail and his wife Sue are the parents of three, and make their home in suburban Metairie.

CHARLIE SHEPHERD, Equipment Manager

One of the original Saints' employees, Charlie Shepherd continues as equipment chief. Charlie is a native of Atlanta, Ga., and worked as the Atlanta Falcons' assistant equipment man during their initial season in 1966.

Before his stint with the Falcons, he was in the sporting goods business.

Charlie and his wife, Mary Ann have one daughter.

Serving the Saints as assistant equipment manager is Joe Allen.

SAINTS TRAIN IN SAN DIEGO

Coach Tom Fears and his 1969 Saints squad once again trained at United States International University, California Western campus, on San Diego's Point Loma.

It was the third year for the Saints in San Diego.

The Saints reported on July 19 for physicals and held their first workout on the 21st.

The Saints will break camp in San Diego on Aug. 15 and will again complete their training at St. Paul's School in Covington, La.

THE ADMINISTRATIVE STAFF

HENRY LEE PARKER

Director of Player Personnel

After two years in the Saints' scouting department, Henry Lee Parker was elevated to his current position in January of 1969. Parker joined the Saints in March, 1967 and became Chief scout the following spring after Vic Schwenk was elevated to General Manager. Schwenk had served as Director of Player Personnel since the Saints' formation.

Parker is a native of Holly Springs, Miss. and played college football at Mississippi State. Upon graduation in 1948, he spent one year coaching at Corinth (Miss.) High School and seven years at Natchez High School. He joined the coaching staff at Mississippi State in 1946 and remained there for 11 years.

Parker directs the Saints' scouting force made up of Ray Jenkins, Ray Newman, Dave Smith and Bob Whitman.

Mrs. Parker is the former Martha Ann Ferriss and they have two daughters, Susan 17 and Kathy 11.

EDDIE J. JONES *Business Manager*

Eddie Jones became business manager of the Saints in January, 1968 after working closely with the club as a member of a New Orleans accounting firm.

Jones, 31, is a native Texan, but moved to Denham Springs, La. in 1951 and was graduated from high school there in 1956. He served in the USAF from 1956 to 1960, then enrolled at LSU (Baton Rouge) and received an accounting degree in 1963. He became a C.P.A. in 1965.

Eddie and his wife, Marilyn have one daughter, Wendy, and live in Metairie.

WILLIAM J. SMYTH

Director of Promotions, Public Relations

Bill Smyth joined the Mecom interests in January of 1964, and thus has participated in the origin and growth of the Saints along with owner John Mecom, Jr.

Smyth is a native of Chester, New York and a graduate of St. Bonaventure University (1945). He spent several years with the Internal Revenue Service, and subsequently with the American Racing Drivers Club in New York City and sales manager of an automobile agency.



PARKER



JONES



SMYTH



STATON



CROSS



SIMONEAUX

In January, 1952 he joined a publishing company as sales representative, and was Southwest Regional Manager of the firm when he resigned to begin his association with Mecom.

Bill and his wife Charlotte live in Metairie, and have two sons, Pete and Barry.

ED STATON *Director of Publicity*

A former sports columnist and sportswriter for the New Orleans Times-Picayune has been the Saints' publicity director since June, 1968. Ed Staton, 31, had covered the Saints for the year prior to his assuming a position with the club.

Staton, a native of Hattiesburg, Miss., graduated from LSU (Baton Rouge) in 1962 with a bachelor of arts degree in journalism. He served as sports editor and sports columnist for the Hattiesburg American from 1962 to 1964.

While a member of the Times-Picayune staff, he won numerous sportswriting awards, including the top sports story in the Associated Press' Louisiana-Mississippi contest.

PATRICIA L. CROSS

Public Relations—Publications

Pat joined the Saints in May, 1967 as public relations assistant, and has since been charged with the Saints' publications responsibilities. She has worked for the past seven years in pro football public relations.

In 1962, Pat joined the staff of the AFL Dallas Texans, and moved with the team to Kansas City in 1963. In 1966, she resigned to accept a similar post with the Houston Oilers, and then came the move to New Orleans and the Saints.

She graduated with a degree in journalism from the University of Missouri in 1957. She's a Missourian by birth, but says home is where she is!

HENRY SIMONEAUX *Ticket Manager*

A native New Orleanian, Simoneaux has directed the Saints ticket operation since the team's formation in January, 1967.

Henry, 37, graduated from Behrman High School in 1950 and immediately became assistant to the ticket manager at Tulane. He served in the Army from 1952 to 1954, then returned to Tulane as ticket manager. In 1956, he became a draftsman at an oil company,

(continued)

NEW ORLEANS SAINTS ROSTER

NO.	NAME	POS.	HT.	WT.	AGE	NFL EXP	COLLEGE
10	Charlie Durkee	K	5-11	165	25	3	Oklahoma State
12	Tom McNeill	P	6-1	195	27	3	Stephen F. Austin
13	John Erdhaus	QB	6-0	195	23	1	Cal. State (LA)
14	Jim Ninowski	QB	6-1	207	33	12	Michigan State
15	Edd Hargett	QB	5-11	185	22	1	Texas A&M
16	Bo Burns	S	6-3	195	24	3	Houston
17	Bill Kilmer	QB	6-0	205	30	8	UCLA
18	Dennis Hale	S	6-1	196	21	1	Minnesota
20	George Youngblood	S	6-3	205	24	4	Los Angeles State
20x	Olie Cordill	WR	6-2	185	25	2	Memphis State
21	John Douglas	CB	6-1	195	24	3	Texas Southern
22	Charlie Brown	RB	5-10	200	23	3	Missouri
23	Dave Whitsett	S	6-0	185	33	12	Indiana
24	Elijah Nevett	CB	6-0	185	25	3	Clark
25	Al Dodd	S	6-0	180	23	2	N.W. Louisiana
26	Joe Don Looney	RB	6-1	230	26	5	Oklahoma
27	Billy Waller	WR	5-10	189	22	1	Xavier
28	Jim Lawrence	WR	5-11	179	23	1	USC
29	Gene Howard	CB	6-0	190	22	2	Langston
30	Les Kelley	LB	6-3	233	24	3	Alabama
32	Tom Barrington	RB	6-1	213	26	5	Ohio State
33	Steve Preece	CB	6-1	195	22	1	Oregon State
34	Tony Lorick	RB	6-1	217	28	6	Arizona State
35	Ted Davis	LB	6-1	232	27	6	Georgia Tech
36	Don McCall	RB	5-11	195	24	3	USC
37	Steve Stonebreaker	LB	6-3	235	30	8	Detroit
38	Tony Baker	RB	5-11	225	24	2	Iowa State
39	Ernie Wheelwright	RB	6-3	236	29	6	Southern Illinois
40	Tom Broadhead	RB	6-0	205	23	1	Santa Barbara
41	Ralph Smith	TE	6-2	215	29	8	Mississippi
43	Doug Schlueter	S	6-1	190	22	1	Arizona
46	Dan Abramowicz	WR	6-1	195	24	3	Xavier
48	Andy Livingston	RB	6-1	230	25	5	Phoenix J.C.
50	Jake Kupp	G	6-3	233	28	6	Washington
51	Dick Kasperek	C	6-3	250	26	4	Iowa State
52	John Cornell	LB	6-1	220	22	1	Northwestern
54	Joe Wendryhoski	C	6-2	245	32	6	Illinois
56	Joe Owens	DE	6-2	236	23	1	Alcorn A&M
59	Fred Whittingham	LB	6-2	240	30	5	Cal Poly (SLO)
60	Brian Schweda	DE	6-3	250	26	4	Kansas
61	Del Williams	G	6-2	245	23	3	Florida State
62	Ross Gwinn	T	6-3	265	25	2	N.W. Louisiana
63	Norman Davis	G	6-3	260	24	2	Grambling
64	Ray Phillips	G	6-3	245	23	1	Michigan
66	Bill Cody	LB	6-1	227	25	4	Auburn
67	John Shinnars	G	6-3	254	22	1	Xavier
70	Jim Colvin	DT	6-3	250	31	9	Houston
72	Don Talbert	T	6-5	255	29	6	Texas
73	Jerry Sturm	T	6-3	265	32	3	Illinois
74	Mike Tilleman	DT	6-6	280	25	4	Montana
76	Dave Rowe	DT	6-7	280	24	3	Penn State
78	Errol Linden	T	6-5	250	30	9	Houston
79	Lou Cordileone	DT	6-0	255	31	6	Clemson
79x	Mike Rengel	DE	6-5	260	22	1	Hawaii
80	Richard Neal	DE	6-3	254	22	1	Southern
80x	Tommy Morel	WR	6-1	191	22	1	LSU
81	Doug Atkins	DE	6-8	275	39	17	Tennessee
82	Johnny Brewer	LB	6-4	235	32	9	Mississippi
83	Dave Parks	WR	6-2	203	27	6	Texas Tech
84	Jim Hester	TE	6-4	250	24	3	North Dakota
85	Ray Poage	TE	6-3	215	28	6	Texas
86	Dan Colchico	DE	6-4	245	34	7	San Jose State
87	Monty Stickles	TE	6-4	235	31	10	Notre Dame
87x	Bob Miller	TE	6-4	250	22	1	USC
88	Dave Szymakowski	WR	6-2	200	23	2	West Texas State
89	Dave Long	DE	6-4	255	24	4	Iowa

HOW TO SAY IT

Abramowicz a BRAM o wits
Colchico Coal KEY co
Cordileone Core da lee own

Poage (rhymes with rogue)
Szymakowski Sim a COW ski
Wendryhoski .. Win drie HOSS key

but returned to Tulane in 1961 as ticket manager and assistant athletic business manager.

Mrs. Simoneaux is the former Earline Ory, and they have one son, Henry III, age 9.

TOMMY WALKER

Entertainment Director

Impressario of the Saints' famed pre-game and halftime shows is Tommy Walker who began his association with the Saints in August, 1967.

For 12 years, Walker was director of entertainment and customer relations at Disneyland. He now has his own firm, Tommy Walker Productions, in Anaheim, Calif. from which he directs several pageants and a variety of special assignments each year.

During his college days at U.S.C. (class of 1948), Walker doubled as Drum Major of the Trojan Band and placekicker on the varsity football team, and it was here that he wrote the popular "Charge" song and won fame as "Tommy Trojan".

After service, Tommy resumed his association with U.S.C. and became Director of the Trojan Football Band, culminating his career with the 1955 Rose Bowl Game.

Walker and his wife Marge live in Anaheim and have three daughters.

GEORGE OWEN

Director of Player Relations

Owen is a native of Dallas, Tex. and a lifelong resident of that city until joining the staff of the Saints early in their history. He is a graduate of Southern Methodist University (1951), and lettered three years in basketball for the Mustangs.

ERBY AUCOIN

Director of Photography

Aucoin joined the Saints in the summer of 1968 to direct the team's photographic operations. He is a former newspaper and television photographer, and winner of 41 photo awards.

Erbby, a 1957 graduate of LSU, is from Napoleonville, La. He and his wife Rosalie have seven children.



WALKER



OWEN



AUCCOIN

THE 1968 SAINTS' VETERANS



ABRAMOWICZ, DAN

6-1, 195, Wide Receiver, 3rd Year, Xavier (Ohio)
Born July 13, 1945, at Steubenville, Ohio
Joined Saints: Draft Choice No. 17a, 1967

PRO: Ranked fourth in NFL receiving in 1968... Has become one of top receivers in game after beginning pro career as special team standout in early 1967... Spirited team player is improving each season... In 1968, caught 54 passes for 890 yards and 7 TDs and brought his two-season figures to 104 catches, 1611 yards and 13 TDs... May have best hands and concentration in football, according to Tom Fears... Holds most of Saints' pass receiving marks... As rookie in 1967, named Outstanding Offensive Lineman and Outstanding Rookie by Saints and Sinners Grid Club... Following 1968 season, named Saint of the Year by WDSU-TV and Volkswagen; Most Valuable Offensive Player by Touchdown Club; Most Valuable Player and Most Valuable Offensive Player by Saints and Sinners Grid Club.

COLLEGE: Three-year letterman at Xavier... His career figures of 120 catches for 1685 yards and 14 touchdowns are Xavier records... Top season was junior year with 68 receptions for 738 yards and 10 TDs... College coach was Ed Biles, now Saints' coaching staff coordinator.

PERSONAL: Attended Catholic Central High in Steubenville, Ohio... Holds BS degree in physical education from Xavier where he was a high B student... Resides in New Orleans during off-season where he is in real estate business... Married (Claudia)... One son, Daniel, 1.

PROFESSIONAL RECORD

RECEIVING					SCORING				
Year	No.	Yds.	Avg.	TD	Year	TD	PAT	FG	Total
1967	50	721	14.4	6	1967	6	0	0	36
1968	54	890	16.4	7	1968	7	0	0	42
TOTAL	104	1611	15.6	13	TOTAL	13	0	0	78

ADDITIONAL PRO STATISTICS: Carried twice for 27 yards in 1968.




ATKINS, DOUG

6-8, 275, Defensive End, 17th Year, Tennessee
Born May 8, 1930, at Humboldt, Tennessee
Joined Saints: Trade with Chicago, 1967

PRO: One of game's all-time great defensive ends, made second team All-NFL at age 38 in 1968 despite missing final three games because of a fractured tibia... One-man pass rush, according to teammates... Has played in more NFL games (191) than any other player except former Cleveland kicker Lou Groza... Has enjoyed two tremendous seasons since coming to the Saints from Chicago in a trade that sent Don Croftcheck to the Bears for Atkins and Herman Lee... Was All-NFL in 1960, 1961 and 1963, and has appeared in eight Pro Bowl games... No. 1 draft choice of Cleveland in 1953 then played two seasons before he was traded to Chicago where he performed for 12 years... His 13 unassisted tackles vs. Cleveland in 1968 earned AP NFL Defensive Player of the Week honors... Following 1968 season, won the following honors: Vince Lombardi Dedication Award (Wisconsin Chapter, Pro Football Writers of America); Distinguished Service, On and Off the Field, Most Valuable Defensive Player, (Touchdown Club); Most Valuable Defensive Player (Saints and Sinners Grid Club); Outstanding Professional Athlete in Louisiana, Outstanding Professional Athlete in Greater New Orleans (VFW)... Pro statistics: Intercepted one pass for no yards in both 1963 and 1965 and one for three yards in 1966; returned one kickoff for no yards in 1956; scored safety in 1963.

COLLEGE: Went to Tennessee on basketball scholarship, but late Gen. Bob Neyland talked him into trying football... UPI and INS All-America in 1952 and AP All-South that same year... Named to All-Time Southeastern Conference team, selected in 1968... Played pro basketball after college, too.

PERSONAL: Resides in New Orleans during the off-season where he does public relations work... Married (Joyce Gay)... Three children, Dalton, 14, Neil 11, and Kent 8... Hobbies: raising Pitt bulldogs and collecting guns.



BAKER, TONY

5-11, 225, Running Back, 2nd Year, Iowa State
Born February 16, 1945, at Fort Madison, Iowa
Joined Saints: Free Agent, 1968

PRO: Carried 37 times for 184 yards and 4.9 average during pre-season schedule, but suffered shoulder separation in opener vs. Cleveland and sat out remainder of season... Stumpy, powerful runner, but agile... Looks like animated fireplug when running, but has unshakable balance... Could make big difference in Saints' running game... Came up from Des Moines Warriors of the Professional Football League of America... Led that league in rushing in 1967... Carried four times for -2 yards in 1968.

COLLEGE: Majored in business administration in college. . . Won three football letters at Iowa State.

PERSONAL: Married (Laura), two sons. . . Resides in New Orleans during off-season where he is in insurance business.



BARRINGTON, GEORGE THOMAS (Tom)

6-1, 213, Running Back, 4th Year, Ohio State

Born January 29, 1944, at Lima, Ohio

Joined Saints: Expansion Draft, 1967

(from Washington)

PRO: Used as swing man between both running back spots. . . Tom Fears terms him, "the best 'fifth back' in the game". . . Excels on special teams. Selected No. 3 in 1965 draft by Washington and No. 16 by Kansas City in AFL draft. . . Saints' player representative.

COLLEGE: Rushed for 554 yards senior season at Ohio State. . . All-Big Ten in 1965. . . Played in 1966 East-West Shrine Game, Hula Bowl and Coaches All-American Game.

PERSONAL: Starred in football, basketball and track at Lima (Ohio) High. . . Resides in New Orleans during off-season where he is studying for a Master's Degree in Theology. . . Married (Judy). . . One son, Matthew Don, infant. . . Hobby: hunting.

PROFESSIONAL RECORD

(Washington in 1966, New Orleans in 1967-68)

RUSHING					RECEIVING				
Year	No.	Yds.	Avg.	TD	Year	No.	Yds.	Avg.	TD
1966	10	37	3.7	0	1966	2	23	11.5	0
1967	34	131	3.6	0	1967	4	50	12.5	0
1968	45	111	2.5	0	1968	9	33	3.6	1
TOTAL	89	279	3.1	0	TOTAL	15	106	7.0	1

ADDITIONAL PRO STATISTICS: Threw one incomplete pass in 1966, two incomplete passes in 1967, completed two of six passes for 42 yards in 1968; returned two kickoffs for 39 yards in 1966, returned 7 kickoffs for 121 yards in 1967.



BREWER, JOHNNY

6-4, 230, Linebacker, 9th Year, Mississippi

Born March 8, 1937, at Vicksburg, Mississippi

Joined Saints: Trade with Cleveland, 1968

PRO: Strong and aggressive. . . Regular right linebacker in 1968. . . Excellent pass defender for linebacker. . . Also played some at defensive end.

. . . Played in Pro Bowl following 1966 season. . . Played end and guard for Browns before moving to linebacker. . . Drafted (as future) in fifth round by Cleveland in 1960. . . Has never missed regular-season game because of injury. . . Caught 89 passes for 1256 yards and six TDs as end. . . Additional pro statistics: Returned one kickoff for two yards in 1961 and intercepted one pass for no yards in 1966 and two for 75 yards and one touchdown in 1967.

COLLEGE: Outstanding two-way end at Mississippi and played in College All-Star Game of 1961. . . Played in Senior Bowl and All-American Bowl.

PERSONAL: Played football, basketball, baseball and track at Redwood (Miss.) High. . . Married (Anita), one daughter. . . Resides in New Orleans during off-season where he is in insurance business. . . Also is executive for bra company.



BROWN, CHARLES ROBERT (Charlie)

5-10, 200, Running Back, 3rd Year, Missouri

Born October 16, 1945, in Jefferson City, Missouri

Joined Saints: Draft Choice No. 10a, 1967

PRO: Saw action in final three games of 1968 season as kickoff and punt return specialist . . . Ran back punt 53 yards for electrifying touchdown vs. Pittsburgh in season's final game, avoiding grasps of nine Steelers en route to end zone . . . Has been plagued by injuries . . . Sat out most of rookie season with knee injury and missed most of 1968 season because of leg ailments.

COLLEGE: All-Big Eight in 1965 and 1966 . . . Played in Hula Bowl and East-West Shrine game . . . Rushed for 1830 yards three seasons, second high career mark in Missouri history . . . Rushed for 120 yards in Sugar Bowl, 1966, vs. Florida.

PERSONAL: Starred in football, basketball and track at Jefferson City High . . . His high school team didn't lose a game in three seasons . . . His half-brother, Don Webb, is a defensive back for the Boston Patriots . . . Holds BS degree in physical education . . . Resides in St. Louis, Mo., during off-season where he is in insurance business with Cardinals' Johnny Roland and former Missouri quarterback Gary Lane . . . Married (Shirley) . . . Hobbies: Painting and guitar.

PROFESSIONAL RECORD

KICKOFF RETURNS					PUNT RETURNS				
Year	No.	Yds.	Avg.	TD	Year	No.	Yds.	Avg.	TD
1967	5	103	20.6	0	1967	3	1	0.3	0
1968	8	137	17.1	0	1968	8	60	7.5	1
TOTALS	13	240	18.4	0	TOTALS	11	61	5.5	1

ADDITIONAL PRO STATISTICS: Carried eight times for 16 yards and two TDs in 1967; caught three passes for 23 yards in 1967.

**BURRIS, JAMES ENGLAND (Bo)**

6-3, 195, Safety, 3rd Year, Houston
 Born October 16, 1944, at Luling, Texas
 Joined Saints: Draft Choice No. 2a, 1967

PRO: Starting safety who intercepted three passes for 129 yards — including a 94-yard TD return vs. Minnesota in 1968 . . . Has tremendous range, good speed and should come into his own in 1969 . . . Played both weak-side and strongside safety last season, but is scheduled for starting duty on the strong side this season.

COLLEGE: An outstanding quarterback at Houston where he set virtually every total offense and passing record for the Cougars . . . Played in North-South game in Miami and in the College All-Star game in Chicago . . . Extremely versatile athlete who high-jumped 6-4 in high school competition . . . Also played right field for Houston baseball team . . . Shoots golf in the 70s.

PERSONAL: Lettered in football, baseball and track at Brazosport High in Freeport, Tex. . . Majored in general business administration at Houston . . . Resides in Houston during the off-season . . . Married (Sarah) . . . Hobbies: art and golf.

**CODY, WILLIAM E. (Bill)**

6-1, 230, Linebacker, 4th Year, Auburn
 Born August 2, 1944, at Greenwood, Mississippi
 Joined Saints: Expansion Draft, 1967 (from Detroit)

PRO: Captain and star of special teams . . . Capable backup man at linebacker . . . Recovered three enemy fumbles in 1968. Drafted No. 5 by Detroit and No. 15 by New York Jets in 1966.

COLLEGE: Three-time All-Southeastern Conference and All-American for Auburn in 1965 . . . Defensive player of the year in the SEC in 1965 . . . Played in the Senior Bowl in 1966 . . . Highlight of college career was scoring three TDs in three games vs. Florida.

PERSONAL: Attended William R. Boone High in Orlando, Fla., where he lettered in football, basketball and track . . . Received education degree from Auburn where he had B average and was member of ODK . . . Hobby: restoring classical automobiles . . . Resides in New Orleans during off-season where he does sales and public relations work for auto agency . . . Married (Michelle).

**COLCHICO, DAN**

6-4, 245, Defensive End, 7th Year, San Jose State
 Born May 27, 1935 at Port Chicago, Calif.
 Joined Saints: Trade with San Francisco, 1968

PRO: Once again seeks a comeback to active player status . . . Suffered severe Achilles tendon injury during '68 pre-season schedule and has undergone two operations since . . . A similar injury early in '65 forced his retirement from the 49ers roster . . . Spent '67 on the San Francisco coaching staff. A seventh round draft choice as a future in '59, Colchico became a starting defensive end in his first season (1960).

COLLEGE: Two way performer at San Jose State where he won three letters . . . Attended Diablo Valley Junior College first year. Graduated in 1960 with degree in physical education.

PERSONAL: Attended Mt. Diablo High School in Concord, Calif. Married (Nancy), three sons and one daughter. Family makes home in Port Chicago, Calif. With teammate Lou Cordileone, Colchico has interests in lounge and restaurant in New Orleans' French Quarter.

**CORDILEONE, LOU ANTHONY**

6-0, 255, Defensive Tackle, 7th Year, Clemson
 Born August 4, 1938 at Jersey City, N. J.
 Joined Saints: Free Agent, 1967

PRO: Backup tackle with amazing quickness . . . Drafted by New York Giants in 1960, went to San Francisco (in trade for Y. A. Tittle) in 1961, and then to Los Angeles . . . Played with both Rams and Pittsburgh in 1962 . . . Was inactive until joining Saints at 1967 training camp . . . Pro statistics: intercepted one pass for seven yards in 1968.

COLLEGE: Was All-America tackle at Clemson.

PERSONAL: Part-owner of restaurant and lounge in New Orleans during off-season . . . Married (Joann), one daughter.

**DAVIS, NORMAN**

6-3, 250, Guard, 2nd Year, Grambling
 Born August 8, 1945 at Cocoa, Fla.
 Joined Saints: Free Agent, 1969

PRO: Highly-rated offensive line prospect when he was Baltimore's 3rd round choice in 1967 draft . . . Played on special teams for Colts and saw limited duty up front . . . Good size and speed. Signed with Saints after being released by Colts. Did not play football last season.

COLLEGE: Guard and tackle at Grambling . . . Co-captain his senior season, and played in the College All-Star game in Chicago and in Senior Bowl.

PERSONAL: Home is Cocoa, Fla. . . . Single.



DAVIS, RICHARD KENNETH (Ted)
6-1, 232, Linebacker, 6th Year, Georgia Tech
Born July 27, 1942, at Memphis, Tennessee
Joined Saints: Expansion Draft, 1967
(from Baltimore)

PRO: Starting left linebacker in 1968. . . Excellent defender against screen pass. . . Underwent knee surgery following 1968 season. . . No. 4 draft choice of Baltimore in 1964. . . Began pro career as tight end. . . Played all three linebacking spots during Colts career. . . Top open-field tackler. . . Pro statistics: Returned one punt for no yards in 1964 and two for seven yards in 1966; returned one kickoff for 12 yards in 1964; intercepted one pass for 15 yards in 1966.

COLLEGE: Played end in college . . . was Georgia Tech's top blocker. . . Named to Tech's modern "all-time" team. . . Played in College All-Star Game in 1964.

PERSONAL: Was star athlete at Messick High in Memphis, Tenn. . . Married (Linda), one child. . . Resides in New Orleans during off-season where he is insurance salesman.




DODD, AL
6-0, 180, Safety, 2nd Year, Northwestern Louisiana
Born August 21, 1945, at New Orleans, La.
Joined Saints: Free Agent, 1968

PRO: Runs 40-yard dash in swift 4.5 and covers receiver tightly. . . Could press for starting job after spending 1968 on taxi squad. . . Drafted by Chicago in fourth round of 1967. . . Pro statistics: Returned three punts for eight yards in 1967; returned three kickoffs for 34 yards in 1967.

COLLEGE: Set NAIA career interception record at Northwestern Louisiana with 31. . . Twice named Gulf States Conference Athlete of Year. . . Played in Senior Bowl. . . Broad jumped 24-10 and triple-jumped 49-4.

PERSONAL: Was star athlete at West Jefferson High in Marrero, La. . . Married (Kathleen), one daughter. . . Holds degree in business administration. . . Resides in New Orleans during off-season where he teaches school.



DOUGLAS, JOHN HENRY
6-1, 195, Cornerback, 3rd Year, Texas Southern
Born January 12, 1945, at Fort Worth, Texas
Joined Saints: Draft Choice No. 5b, 1967

PRO: Has ideal speed and build to play the corner. . . Should be tougher in 1969. . . Outstanding as rookie in 1967. . . Should have banner season. Pro statistics: Intercepted one pass for 19 yards in 1967; returned two punts for 15 yards in 1967; returned one kickoff for 17 yards in 1967.

COLLEGE: Four-year star at Texas Southern. . . Played both offense and defense for two seasons, then switched to quarterback, leading Southwestern Athletic Conference in passing offense for two seasons. . . Twice named to the All-SWC team.

PERSONAL: Graduate of Como High in Fort Worth, Tex., where he lettered in three sports. . . Has degree in physical education. . . Resides in Houston, Tex., during off-season where he is in super market business.



DURKEE, CHARLES M.
5-11, 165, Kicker, 3rd Year, Oklahoma State
Born June 25, 1944, at Tulsa, Oklahoma
Joined Saints: Free Agent, 1967

PRO: Was ninth in NFL scoring in 1968 with 84 points . . . Foot played major role in victories over Minnesota and Pittsburgh last season . . . Also kicks off . . . Has not missed PAT in two seasons with Saints . . . Placed on waivers by Dallas in 1966 and signed by Saints in their 1967 tryout camp.

COLLEGE: Three-year letterman at Oklahoma State . . . Although used only as a kicking specialist, was Oklahoma State's most valuable player in 1965.

PERSONAL: Graduate of L. D. Bell High in Hurst, Tex., where he lettered in football, basketball, baseball and track . . . Has personnel management degree from OSU . . . Resides in Tulsa during off-season . . . Married (Kitty).

PROFESSIONAL RECORD											
SCORING				FIELD GOAL ACCURACY RECORD							
Year	PAT	FG	Total	Year	1-19	20-29	30-39	40-49	50-59	Total	Long
1967	27-27	32-14	69	1967	2-2	2-8	6-7	4-12	0-3	14-32	47
1968	27-27	37-19	84	1968	3-3	3-4	9-14	4-11	0-5	19-37	47
TOTALS	54-54	68-33	153	TOTALS	5-5	5-12	15-21	8-23	0-8	33-69	47



HESTER, JAMES CONWAY (Jim)
6-4, 250, Tigh End, 3rd Year, North Dakota
Born Dec. 13, 1944 at Rock Island, Ill.
Joined Saints: Draft Choice, No. 14a, 1967

PRO: Progressing rapidly and should challenge for starting position in '69 . . . Has good speed for his size, catches the ball well . . . Shared tight

end duties with Monty Stickles throughout '68, and caught 17 passes for 300 yards and two touchdowns. Had the Saints' longest reception of the year, 51 yards against Pittsburgh in the season's final game.


COLLEGE: All-conference basketball selection two years, but played only last year of football at North Dakota . . . In that year, caught 31 passes for 385 yards and three TDs.

PERSONAL: Graduated from Central High School in Davenport, Iowa . . . An all-state end twice in high school, also all-state in basketball . . . Social work major at North Dakota . . . Married (Sandra), one son, 1½ and one daughter, 3.

PROFESSIONAL RECORD

RECEIVING

Year	No.	Yds.	Avg.	Long	TD
1967	2	10	5.0	7	0
1968	17	300	17.6	51	2
TOTALS	19	310	16.3	51	2



HOWARD, GENE

6-0, 190, Cornerback, 2nd Year, Langston (Okla.)

Born: Dec. 22, 1946, at Little Rock, Ark.

Joined Saints: Draft Choice No. 7b, 1968

PRO: As rookie in 1968, led Saints in knocking down passes . . . Has great spring (has high-jumped 6-9) and potential to be a top cornerman . . . Coaches predict his concentration and ability to play run will be much improved in 1969 . . . Ranked 12th in NFL in kickoff returns . . . Named Most Outstanding Rookie by Saints and Sinners Grid Club.

COLLEGE: Led Oklahoma Collegiate Conference in passes caught, yards gained receiving and in touchdown passes caught . . . In track competition, was the conference's high hurdles champion for three years and a member of Langston's record-setting 440 relay team.

PERSONAL: Attended Scipio Jones High in North Little Rock . . . Married . . . Resides in North Little Rock during the off-season.

PROFESSIONAL RECORD

INTERCEPTIONS

Year	No.	Yds.	Avg.	TD
1968	3	50	17.0	0

KICKOFF RETURNS

Year	No.	Yds.	Avg.	TD
1968	23	533	23.2	0

PUNT RETURNS

Year	No.	Yds.	Avg.	TD
1968	8	42	5.3	0



KASPEREK, DICK

6-3, 250, Center, 4th Year, Iowa State

Born: Feb. 6, 1943, at St. Peter, Minn.

Joined Saints: Trade with St. Louis, 1969

PRO: Rugged blocker who played behind Pro Bowler Bob DeMarco at St. Louis for two years. . . Standout on special teams, has good speed and hard worker. . . "He makes the difficult blocks well," says coach Brad Ecklund. . . Drafted in 16th round by Cardinals in 1966.

COLLEGE: Was All-Big Eight choice at Iowa State and played in Hula Bowl and East-West Shrine game.

PERSONAL: Married (Barb).



KELLEY, LESLIE HOWARD (Les)

6-3, 233, Linebacker, 3rd Year, Alabama

Born December 9, 1944, at Decatur, Alabama

Joined Saints: Draft Choice No. 1b, 1967

PRO: Backup linebacker in 1968. . . Has potential to become top performer, say his coaches. . . Saints' top draft choice in 1967 and scored first New Orleans TD ever with nine-yard pass reception in 1967 pre-season game vs. Los Angeles. . . Pro statistics: Intercepted one pass for no yards in 1968; returned one kickoff 22 yards in 1968.

COLLEGE: Named to All-SEC team two seasons as fullback at Alabama where he gained 860 yards on 94 rushes during three-year career.

PERSONAL: Football and basketball star at Cullman (Ala.) High. . . Commerce and business administration major at Alabama. . . Married (Barbara), one child. . . Resides in New Orleans during off-season. . . Hobby: raising walking horses.



KILMER, WILLIAM ORLAND (Bill)

6-0, 204, Quarterback, 8th Year, UCLA

Born September 5, 1939, at Topeka, Kansas

Joined Saints: Expansion Draft, 1967
(from San Francisco)

PRO: "Came into his own as NFL quarterback in 1968," says Tom Fears. "He has progressed considerably and should continue to improve." . . . Strengths include intelligent play-calling and having charisma a quarterback needs to lead team. . . Says he won't be happy until Saints are in Super Bowl. . . Came to Saints in 1967 listed as No. 3 quarterback, but surprised experts by earning starting job at opening of season, although he shared

(continued)

KILMER (continued)

role with Gary Cuozzo. . . Was starter in 1968. . . Missed two games in 1968 because of hairline fracture of ankle. . . San Francisco's No. 1 draft choice in 1961. . . Until he was injured in automobile accident in 1962, was triggerman of 49ers' celebrated shotgun offense. . . Because of injuries suffered in that accident, he missed the entire 1963 season and did not play in 1965. . . Good runner for a quarterback.

COLLEGE: Led nation in total offense as senior at UCLA with 1889 yards (1086 passing and 803 rushing). . . Named to most All-America teams in 1960. . . Played in East-West Shrine and College All-Star games. . . Was also basketball player at UCLA.

PERSONAL: Football, basketball and baseball star at Citrus High in Azusa, Calif. . . Majored in physical education at UCLA. . . Resides in New Orleans during off-season where he does youth work and public relations.

PROFESSIONAL RECORD

(San Francisco, 1961 through 1966; New Orleans, 1967-68)

RUSHING					PASSING				
Year	No.	Yds.	Avg.	TD	Year	Att.	Comp.	Int.	Yds. Pct. TD
1961	96	509	5.3	10	1961	34	19	4	286 .559 0
1962	93	478	5.1	5	1962	13	8	3	191 .615 1
1963	Did not play				1963	Did not Play			
1964	36	113	3.1	0	1964	14	8	1	92 .571 1
1965	Did not Play				1965	Did not Play			
1966	3	23	7.7	0	1966	16	5	1	84 .313 0
1967	20	142	7.1	1	1967	204	97	11	1341 .475 6
1968	21	97	4.6	2	1968	315	167	17	2060 .530 15
TOTAL	269	1362	5.0	18	TOTAL	596	304	37	4054 .510 23

ADDITIONAL PRO STATISTICS: Caught 27 passes for 288 yards and one touchdown while with San Francisco; punted nine times for 40.4-yard average in 1961 and seven times for 33.4-yard average in 1966.



KUPP, JACOB RALPH (Jake)

6-3, 235, 6th Year, Washington


Born March 12, 1941, at Pasadena, California

Joined Saints: Returned from Atlanta, 1968

PRO: "Improved steadily during 1968 and did commendable job," says coach Brad Ecklund. . . Started 1967 season with Saints and played five games before being waived and picked up by Atlanta, where he finished the season as a regular. . . Returned to Saints for 1968 season on ruling that long-term contract players can be waived for one season only (rule since rescinded). . . No. 9 draft choice of Dallas in 1964. . . Came to Dallas as a tight end, but shifted to guard early. . . Went to Redskins in exchange for two high draft choices in 1966. . . Originally picked by Saints in 1967 expansion draft. . . Caught four passes for 28 yards in 1966.

COLLEGE: Captain of Washington team and played linebacker and offensive end. . . Also starting pitcher for Huskies' baseball team.

PERSONAL: Football, basketball and baseball star at Sunnyside, Wash., High. . . Has BA in education. . . Married (Carla), three sons. . . Resides in Sunnyside, Wash., during off-season where he owns an asparagus farm.



LINDEN, ERROL JOSEPH

6-5, 250, Tackle, 9th Year, Houston

Born October 21, 1937 at New Orleans, La.

Joined Saints: Trade with Atlanta, 1969

PRO: One of offensive linemen acquired by Saints for Schmidt, Ferguson and Jones. . . Has played complete 14 game schedule in past six NFL seasons. . . Originally drafted in 10th round by Detroit in '61, but was injured in pre-season and traded to Cleveland where he saw action as reserve. . . Traded to Minnesota in '62, went to Falcons in allocation draft in 1966. . . Now returns to hometown and could make Saints' starting lineup.

COLLEGE: Played three years at end, offensively and defensively, for Houston. . . Received B.S. in education.

PERSONAL: Graduate of New Orleans' De La Salle High School where he was all-America in football and basketball. . . Married (Myrna), two sons and one daughter.





LIVINGSTON, ANDY

6-1, 230, Running Back, Fifth Year, Phoenix Junior College
Born October 21, 1944, at Eufala, Okla.
Joined Saints: Trade with Chicago, 1969

PRO: Saints traded undisclosed draft choice to Bears for Livingston just before opening of 1969 training camp... missed entire 1966 season because of knee injury, but surgery was successful... debut in NFL in 1964 was highlighted by 86-yard kickoff return for a touchdown vs. Minnesota... brother Warren was defensive back for Dallas Cowboys... signed by Bears as free agent out of Phoenix (Ariz.) Junior College.


COLLEGE: Attended Phoenix (Ariz.) Junior College.

PERSONAL: Lists hobbies as shooting pool, cards, swimming and basketball... resides in Chicago during the off-season... product of Mesa (Ariz.) High.

PROFESSIONAL RECORD

RUSHING					RECEIVING				
Year	No.	Yds.	Avg.	TD	Year	No.	Yds.	Avg.	TD
1964	2	-3	-1.5	0	1964	1	0	0.0	0
1965	63	363	5.8	2	1965	12	134	11.2	0
1966	Missed entire season, injury				1966	Missed entire season, injury			
1967	28	41	1.5	0	1967	5	62	12.4	0
1968	7	25	3.6	0	1968	0	0	0.0	0
TOTAL	100	426	4.3	2	TOTAL	18	196	10.9	0

ADDITIONAL PRO STATISTICS: Returned eight kickoffs for 233 yards and one touchdown 1964-65.




LONG, DAVE

6-4, 250, Defensive End, 4th Year, Iowa
Born: Sept. 6, 1944, at Jefferson, Iowa
Joined Saints: Trade with St. Louis, 1969

PRO: May challenge for defensive end job... Strong, hard-hitter who could be outstanding pass rusher... Drafted in third round by St. Louis in 1966 and played tackle as rookie... Returned one kickoff for nine yards in 1966...

COLLEGE: Played both ways at end in college and made All-Big Ten in 1965... Played in Blue-Grey game.

PERSONAL: Was all-state quarterback at Thomas Jefferson High in Cedar Rapids, Iowa, where he also starred in basketball... Married (Theresa), one son, three daughters... Resides in New Orleans during off-season.



LOONEY, JOE DON

6-1, 230, Running Back, Fifth Year, Oklahoma
Born October 10, 1942, at San Angelo, Tex.
Joined Saints: Free Agent, 1969

PRO: No. 1 draft choice of Giants for 1964... traded with Lou Kirouac to Baltimore for Andy Nelson and R. C. Owens in 1964, then to Detroit for Dennis Gaubatz in 1965... traded to Washington for draft choice in 1966... strong, swift back with potential to be one of best in game... signed by Saints just prior to opening of training camp after serving 19-month hitch with Army—including nine months of duty in Vietnam.

COLLEGE: Had outstanding career at Oklahoma... nation's fifth leading ground-gainer as a junior, rushing for 852 yards for 6.2 average and All-Big Eight Conference honors... Also led nation in punting with 43.4 figure... played at Cameron Junior College, Lawton, Okla., and starred in Junior Rose Bowl game for national championship... played in Senior Bowl and College All-Star Game.

PERSONAL: Was high school sprint champion at Fort Worth, Tex... son of Don Looney, former TCU star, Philadelphia Eagle player and NFL official... avid weightlifter... resides in Diana, Tex., during off-season where he is rancher... married: (Margaret).

PROFESSIONAL RECORD

(Baltimore 1964; Detroit 1965; Washington 1966-67)

RUSHING					RECEIVING				
Year	No.	Yds.	Avg.	TD	Year	No.	Yds.	Avg.	TD
1964	23	127	5.5	1	1964	1	1	1.0	1
1965	114	356	3.1	5	1965	12	109	9.1	1
1966	55	178	3.2	3	1966	12	49	4.1	0
1967	11	26	2.4	1	1967	1	12	12.0	0
1968	Missed season, military				1968	Missed season, military			
TOTAL	211	844	3.4	11	TOTAL	26	171	6.6	2

ADDITIONAL PRO STATISTICS: Punted 32 times for 42.4 average in 1964; returned 29 kickoffs for 652 yards 1964-1967.



LORICK, TONY

6-1, 217, Running Back, 6th Year, Arizona State
Born: May 25, 1941, at Los Angeles
Joined Saints: Trade with Baltimore, 1968

PRO: Won a starting running back job after joining the Saints via a September trade with Baltimore... Rushed for 344 yards on 104 carries and caught 25 passes for 260 yards despite a knee injury that required surgery following the season... Runs with power and speed and is an outstanding blocker... Led Baltimore rushers in '66 with 524 yards... Ranks 19th in rushing among active NFL players... Drafted in second round by Baltimore in '64.

(continued)

LORICK (continued)

COLLEGE: As a college senior, he compiled 805 yards rushing for a 7.7 average, was named Arizona State's most valuable player and gained third-team All-America recognition. . . Before playing at Arizona State, Tony gained 1,043 yards in one season at East Los Angeles Junior College. . . Played in East-West Shrine and College All-Star games in 1964.

PERSONAL: In three seasons at Fremont City High in Los Angeles, Lorick gained 3,660 yards and scored 230 points. . . Now resides in New Orleans during the off-season. . . Single.

PROFESSIONAL RECORD

RUSHING					RECEIVING				
Year	No.	Yds.	Avg.	TD	Year	No.	Yds.	Avg.	TD
1964	100	513	5.1	4	1964	11	164	14.9	0
1965	63	296	4.7	1	1965	15	184	12.3	2
1966	143	524	3.7	3	1966	12	81	6.8	0
1967	133	436	3.3	6	1967	22	189	8.6	0
1968	104	344	3.3	0	1968	25	260	10.4	3
TOTAL	543	2113	3.9	14	TOTAL	85	878	10.3	5

ADDITIONAL PRO STATISTICS: Returned 40 kickoffs for 1,022 yards (25.6 average) for Baltimore, 1964-67.



McCALL, DONALD CHARLES (Don)

5-11, 195, Running Back, Third Year, USC
Born September 21, 1944, at Birmingham, Alabama
Joined Saints: Draft Choice No. 5a, 1967

PRO: Provided Saints with outside punch in 1968 despite playing with nagging injuries (four cracked vertebrae, fractured jaw). . . Ripped out 637 yards on 155 carries to lead club. . . Was special team star and semi-regular in 1967. . . His 49-yard TD run at Washington that season is Saints' longest rush ever. . . Holds most of club's rushing records. . . Best day in 1968 was vs. Washington when he rushed for 127 yards. . . Soft-spoken athlete does his talking on field. . . Termed "hungry" runner by teammates.

COLLEGE: Was leading rusher for USC's 1967 Rose Bowl team. . . Ran 9.5 100-yard dash at USC and was star rugby player. . . Also attended Los Angeles City College for two years, where he once gained 232 yards rushing in one game.

PERSONAL: One of 11 children. . . Football star at Fremont High in Los Angeles. . . Majored in public administration at USC. . . Married (Lillie).

PROFESSIONAL RECORD

RUSHING					RECEIVING				
Year	No.	Yds.	Avg.	TD	Year	No.	Yds.	Avg.	TD
1967	21	86	4.1	1	1967	4	75	18.8	1
1968	155	637	4.1	4	1968	26	270	10.3	2
TOTALS	176	723	4.1	5	TOTALS	30	345	11.5	3

KICKOFF RETURNS					SCORING				
Year	No.	Yds.	Avg.	TD	Year	TD	PAT	FG	Total
1967	7	198	28.3	0	1967	2	0	0	12
1968	—	—	—	—	1968	6	0	0	36
TOTALS	7	198	28.3	0	TOTALS	8	0	0	48



McNEILL, THOMAS GREGG (Tom)

6-1, 195, Punter, 3rd Year, Stephen F. Austin
Born August 12, 1942, at Rockford, Illinois
Joined Saints: Free Agent, 1967

PRO: One of game's top punters. . . Posted a 42.9 punting average to tie for second in the NFL in 1967. . . Had a 41.0 average to rank fourth in 1968. . . Potentially the best punter in football, says Tom Fears. . . Spent off-season improving his reactions under pressure and perfecting techniques. . . May be used as reserve safety or wide receiver, too, in 1969.
COLLEGE: First attended Wharton Junior College in Texas and then Stephen F. Austin where he was a star basketball player. . . Coach talked him into becoming team's punter and McNeill had a 44-yard average as a senior.

PERSONAL: Football and basketball letterman at Spring Branch High in Houston, Tex. . . Resides in New Orleans during off-season. . . Single.

PROFESSIONAL RECORD

PUNTING			
Year	No.	Avg.	Long
1967	74	42.9	66
1968	49	41.0	58
TOTALS	123	42.1	66

ADDITIONAL PRO STATISTICS: Completed one pass for 24 yards and carried four times for 38 yards in 1967. Rushed twice for 1 yard (15 long) in 1968.



NEVETT, ELIJAH

6-0, 185, Cornerback, 3rd Year, Clark College
Born April 28, 1944 at Bessemer, Ala.
Joined Saints: Free Agent, 1967

PRO: Backup cornerman in 1968. . . Hits so hard he often injures himself. . . Goes all out on every play. . . Has outstanding speed. . . Pro

(continued)

NEVETT (continued)

statistics: Returned one kickoff for no yards in 1967, two for 94 yards in 1968; returned three punts for minus 9 yards in 1968.

COLLEGE: Four-year letterman at Clark College at wingback and safety. . . All-conference three seasons and Clark's most valuable back three years . . . Also lettered in track as sprinter.

PERSONAL: Holds BA degree. . . Married (Yvonne). . . Resides in New Orleans during off-season where he teaches. . . Hobby: oil painting.



NINOWSKI, JIM

6-1, 207, Quarterback, 12th Year, Michigan State

Born March 26, 1936, at Detroit, Mich.

Joined Saints: Trade with Washington, 1969

PRO: Originally drafted fourth by Cleveland in 1958 and played behind Milt Plum for two seasons before being traded to Detroit just before 1960 season. . . After alternating with Earl Morrall in 1960, won regular job following season. . . Traded back to Cleveland in 1962 together with Bill Glass and Howard Cassady for Plum, Tom Watkins and Dave Lloyd. . . started at quarterback for Browns and was heading for best season when he suffered fractured collarbone in seventh game. . . Traded to Washington in 1967 for quarterback Dick Shiner and draft choice. . . Threw three TD passes in game against Dallas in 1968.

COLLEGE: All-Big Ten quarterback two years. . . Sparked College All-Stars to 35-19 victory over Detroit in 1958 and was named co-most valuable player with Bobby Mitchell. . . Graduated from Michigan State in 1958.

PERSONAL: Married (Judith), one son, one daughter. . . Resides in Troy, Mich., during off-seasons. . . Owns aluminum products manufacturing company.

NINOWSKI'S PROFESSIONAL RECORD

(Cleveland 1958-1959, 1962-1966; Detroit 1960-1961; Washington 1967-1968)

PASSING							RUSHING			
Year	Att.	Comp.	Int.	Yds.	Pct.	TD	Year	No.	Yds.	TD
1958	17	8	3	139	.471	1	1958	2	1	0.5
1959	10	3	1	41	.300	0	1959	1	11	11.0
1960	283	134	18	1599	.473	2	1960	32	81	2.5
1961	247	117	18	1921	.474	7	1961	33	238	7.2
1962	173	87	8	1188	.503	7	1962	9	15	1.7
1963	61	29	6	423	.475	2	1963	5	-19	-3.8
1964	9	6	0	125	.667	2	1964	1	-8	-8.0
1965	83	40	3	549	.482	4	1965	4	46	11.5
1966	18	11	1	175	.611	4	1966	3	-11	-3.7
1967	18	12	1	123	.667	0	1967	0	0	0.0
1968	95	49	6	633	.516	4	1968	2	13	6.5
TOT.	1014	496	65	6906	.489	33	TOTAL	92	367	4.0



PARKS, DAVID WAYNE (Dave)

6-2, 203, Wide Receiver, 6th Year, Texas Tech

Born Dec. 25, 1941 at Muenster, Tex.

Joined Saints: Free Agent, 1968

PRO: Twice named to All-NFL team, and three-time participant in Pro Bowl. . . Led NFL in receiving in 1965 with 80 catches (third highest in NFL history) for 1334 yards and 12 TDs. . . Hamstring pull has bothered this superstar past two seasons, and he played in just 9 games in 1967 and 10 in 1968. . . Played out option with San Francisco 49ers in 1967 and signed with Saints. . . First college player chosen in NFL's 1964 draft. . . Tremendous runner after taking pass and one of the best in game against one-on-one coverage, according to his coaches.

COLLEGE: All-American at Texas Tech in 1963 and All-Southwest Conference in 1962 and 1963. . . Played in East-West Game, All-America and College All-Star Games.


PERSONAL: All-State football player at Abilene (Tex.) High. . . Married (Susan), three children. . . Resides in New Orleans during off-season where he is in public relations and real estate.

PROFESSIONAL RECORD

(San Francisco, 1964-67; New Orleans, 1968)

RECEIVING									
Year	No.	Yds.	Avg.	TD	Year	No.	Yds.	Avg.	TD
1964	36	703	19.3	8	1967	26	313	12.1	2
1965	80	1344	16.8	12	1968	25	258	10.3	0
1966	66	974	14.7	5	TOTAL	273	3592	13.1	27

ADDITIONAL PRO STATISTICS: Fumbled twice in 1964 and once in 1965 and 1967; carried once for a one-yard loss in 1966; threw one incompleated pass in 1968.



POAGE, RAYMOND COY JR.

6-3, 205, Tight End, 6th Year, Texas

Born November 14, 1940 at Plainview, Texas

Joined Saints: Waivers from Philadelphia, 1967

PRO: A versatile receiver when healthy . . . Has played both wide and tight . . . Leg injury felled him in late September, but he returned to roster in November to complete season . . . Played in 12 games for Saints in '67 . . . No. 3 draft choice of Minnesota, No. 2 of Denver in 1963 . . . Went to Philadelphia in six-player trade before '64 season . . . After two good seasons with the Eagles, injuries put him out of action altogether in 1966.

(continued)

POAGE (continued)

COLLEGE: A fullback at Texas where he was a two-time all-Southwest Conference and 1962 all-American . . . Played in the Hula Bowl and the Coaches All-American game following his senior season.


PERSONAL: Football and track letterman at Lamar High School in Houston, Texas . . . Hobbies are golf and flying . . . Lives in Houston in off-season where he is with a brokerage firm . . . Married (Camille), two children, Coy 5, and Camile 2.

PROFESSIONAL RECORD

(Minnesota, 1963; Philadelphia, 1964, 1965, 1966; New Orleans, 1967)

RECEIVING

Year	No.	Yds.	Avg.	TD
1963	15	354	23.6	2
1964	37	479	12.9	1
1965	31	612	19.7	5
1966	Injured—did not play			
1967	24	380	15.8	0
1968	1	11	11.0	0
Totals	108	1836	17.0	8



ROWE, DAVID HOMEYER (Dave)

6-6, 280, Defensive Tackle, 3rd Year, Penn State
Born June 20, 1945, at Neptune, New Jersey
Joined Saints: Draft Choice No. 2c, 1967

PRO: Became Pro-Bowler as second-year man in 1968. . . Two-year starter destined to become one of the great pro football linemen. . . Pursues relentlessly. . . Goes all out all the time. . . Fast enough to help pass rush.

COLLEGE: All-Pennsylvania college selection in 1966 (includes 100 colleges) and All-East second team. . . Played in East-West Shrine Game, Hula Bowl and College All-Star Game.

PERSONAL: Four-sport star at Neptune, N. J. High. . . Holds BS degree in physical education at Penn State. . . Resides in Deptford, N. J., during off-season where he teaches school. . . Married (Faith), one daughter.



SCHWEDA, BRIAN CHRISTOPHER

6-3, 250, Defensive End, 4th Year, Kansas
Born April 30, 1943, at Kansas City, Kansas
Joined Saints: Expansion Draft, 1967
(from Chicago)

PRO: Two-year starter at defensive end has been plagued by ailments during most of pro career . . . Steady performer . . . Drafted by Chicago

in eighth round of 1965 draft, but hand injury caused him to miss entire season . . . Underwent knee surgery following 1967 season and hip ailment forced him out of lineup late in 1968 campaign . . . Recovered three enemy fumbles — advancing one 18 yards — in 1968.

COLLEGE: Three-year regular at Kansas where he won All-Big Eight honors . . . Teammate of Gale Sayers throughout college and during his stay at Chicago . . . Played in Coaches All-America Game and Blue-Grey Game.

PERSONAL: Track and football star at Lawrence (Kan.) High . . . Married (Jackie), one daughter . . . Resides in New Orleans during off-season where he is part-owner of exterminating business.



SMITH, RALPH

6-2, 215, 8th Year, Mississippi
Born December 1, 1938, at Brookhaven, Mississippi
Joined Saints: Free Agent, 1969

PRO: Saw duty as backup tight end during most of Cleveland career. . . Had unusual experience of scoring while flat on his back in the end zone when teammate fumbled against the Saints in 1967. . . Originally drafted by Philadelphia in 1962 and divided his time between defensive back and offensive end as rookie. . . Signed by Cleveland before 1965 opener.

COLLEGE: Played end both ways at Mississippi and was team co-captain. . . Participated in 1962 Senior Bowl. . . Also played baseball and basketball for Rebels. . . All-SEC football player.

PERSONAL: Won 12 letters as four-sport star at Brookhaven (Miss.) High. . . Married (Betty), four children. . . Holds physical education degree from Mississippi. . . Resides in Brookhaven during off-season; he is sales representative for insurance company.

PROFESSIONAL RECORD

(Philadelphia, 1962-1964; Cleveland, 1965-1968)

PASS RECEIVING									
Year	No.	Yds.	Avg.	TD	Year	No.	Yds.	Avg.	TD
1962	1	29	29.0	0	1966	13	183	14.1	3
1963	5	63	12.6	1	1967	14	211	15.1	1
1964	4	35	8.8	0	1968	2	11	5.5	0
1965	—	—	—	—	TOTALS	39	532	11.1	5

ADDITIONAL PRO STATISTICS: Carried once for 13 yards in 1962 and once for 13 yards in 1968; returned one punt for two yards in 1962; returned two kickoffs for 18 yards, one for no yards in 1966 and one for three yards in 1968; scored touchdown on fumble recovery in 1967.



STICKLES, MONTY ANTHONY

6-4, 235, Tight End, Tenth Year, Notre Dame

Born August 6, 1938

Joined Saints: Trade with San Francisco, 1968

PRO: Acquired in a trade which sent George Rose to the 49ers prior to '68 training camp . . . Stickles noted for blocking abilities . . . Nagging leg injury hampered him through much of the season, but caught 15 passes for 206 yards and 2 TDs . . . Was 49ers No. 1 draft choice in 1960.

COLLEGE: All-American at Notre Dame in 58 and '59 . . . Kicked field goals for Irish that beat Army (1957) and Navy (1959).

PERSONAL: High School all-American at Poughkeepsie (N. Y.) high school; also named outstanding basketball player in the state and a four-year letterman in baseball . . . Hobbies include playing drums, collecting contemporary art . . . Makes off-season home in San Francisco where he has part interest in a vineyard.

PROFESSIONAL RECORD

Year	No.	Yds.	Avg.	TD	RECEIVING				
					1965	1966	1967	1968	TOTAL
1960	22	252	11.0	0	35	343	9.8	1	
1961	43	794	18.4	5	27	315	11.8	2	
1962	22	366	16.6	3	7	86	12.3	0	
1963	11	152	13.8	0	15	206	13.7	2	
1964	40	685	17.0	3					
					TOTAL	222	3299	14.8	16



STONEBREAKER, STEVEN T.

6-2, 235, Linebacker, 7th Year, Detroit

Born October 28, 1938, at Moline, Illinois

Joined Saints: Expansion Draft, 1967

(from Baltimore)

PRO: Slowed in 1968 by foot injury, swashbuckling "Stoney" is set for a top season following off-season surgery. . . Started in 10 games in 1967 until suffering foot injury. . . Loquacious, courageous player is known around the NFL for "telling it like it is" . . . Defensive captain. . . Drafted by Minnesota as a No. 12 future choice in 1961. . . Played there as tight end (12 catches, 227 yards, 1 TD), then switched to linebacker the following season. . . Traded to Baltimore before the 1964 season. . . Named to Sporting News All-Western Division team in 1965. . . Named Saints' most valuable defensive lineman by Saints and Sinners Grid Club following 1967 season. . . Additional pro statistics: returned one kickoff for 12 yards in 1962, one for 22 yards in 1968; scored TD on fumble recovery in 1964; intercepted one pass for no yards in 1965 and one for eight yards in 1966.

COLLEGE: Team captain at Detroit in 1962. . . Twice named to the Catholic All-America team. . . Holds degree in history and social science.

PERSONAL: Married (Carol), five children. . . Resides in New Orleans during off-season where he does public relations work for several firms. . . Army veteran.



STURM, JERRY GORDON

6-3, 265, Tackle, 3rd Year, Illinois


Born Dec. 31, 1936, at Terre Haute, Indiana

Joined Saints: Free Agent, 1967

PRO: Has been starting tackle since joining Saints mid-way through 1967 season . . . Played with Calgary Stampeders in 1958-60, then signed with Denver Broncos where he played tackle, guard, center, fullback and defensive end. As fullback, carried eight times for 31 yards, caught two passes for one-yard loss. . . Additional pro statistics: returned one kickoff for no yards in 1964 and 1967 and one for two yards in 1966. . . Played in AFL All-Star games in following 1964 and 1966 seasons. . . Traded to Oakland Raiders before 1967 season, obtained release and joined Saints. . . Has played guard and center for Saints, too.

COLLEGE: Majored in physical education at Illinois where he was teammate of Saints center Joe Wendryhoski.

PERSONAL: Was four-sport letterman in high school and led state of Indiana in rebounding as a basketball senior. . . Resides in Denver, Col., during off-season where he is cocktail lounge owner. . . Married (Jane), three children.



SZYMAKOWSKI, DAVE

6-2, 198, Wide Receiver, 2nd Year, West Texas State


Born March 15, 1946 at Bethlehem, Pa.

Joined Saints: Draft Choice #3, 1968

PRO: Spent most of rookie season on Saints' taxi squad . . . Saw limited duty in two games in '68 . . . Excellent hands and sprinter speed.

COLLEGE: Three-year star at West Texas State where he set all school receiving records. Career totals include 192 catches for 1558 yards, 15.3 yard average, and 12 touchdowns . . . Co-captain of team junior and senior seasons . . . Member of '68 College All-Star squad.

PERSONAL: Lettered in football and baseball at Liberty High School in hometown, Bethlehem, Pa. Studies art and psychology . . . Single.



TALBERT, DON LARRY

6-5, 255, Tackle, 6th Year, Texas
Born March 1, 1940 at Louisville, Miss.
Joined Saints: Trade with Atlanta, 1969

PRO: Falcons regular left tackle for past three seasons . . . Came to New Orleans with Errol Linden for three Saints veterans . . . Drafted eighth as a future by Dallas and played in 1962 . . . Missed two years while on military duty in Saigon, then returned to play for Cowboys in 1965. Went to Atlanta in allocation draft.

COLLEGE: Three-year letterman at Texas where he captained '61 team . . . Named to Look All-America (1961), was all conference tackle, and most outstanding linemen in SWC . . . Played in two Cotton Bowl games, the Bluebonnet and Hula Bowls.

PERSONAL: Football and basketball star at Texas City High School . . . Brother Diron now playing with Rams . . . Two other brothers, Charles and Paul, have played for Longhorns . . . Talbert is single, home is Livingston, Tex.




TILLEMAN, MICHAEL JOHN

6-6, 280, Defensive Tackle, 4th Year, Montana
Born March 30, 1944, at Chinook, Montana
Joined Saints: Expansion Draft, 1967
(from Minnesota)

PRO: Established himself as one of better young tackles in game in 1968. . . Also played some at defensive end. . . Strong and has boundless enthusiasm. . . Underwent two abdominal operations during off-season. . . Earned starting chores early in 1967 season. . . No. 12 future choice of Minnesota in 1964.

COLLEGE: Won two letters as defensive tackle at Montana.

PERSONAL: Received BS degree from Montana in 1965. . . Married (Gloria), infant son. . . Resides in Missoula, Mont., during off-season where he is in advertising and real estate.



WENDRYHOSKI, JOSEPH STANLEY

6-2, 245, Center, 6th Year, Illinois
Born March 1, 1938, at West Frankfort, Illinois
Joined Saints: Expansion Draft, 1967

PRO: Has played every offensive down (excluding punts) in two regular seasons with Saints. . . Offensive captain. . . Drafted in 13th round by New York Titans in 1960, but signed with Chicago Bears as free agent in 1964. . . Played with Vancouver in the Canadian Football League and then served two years in Army as officer before kicking off NFL career. . . Traded to Los Angeles Rams before 1965 season.

COLLEGE: Played center at Illinois as sophomore and junior then moved to guard as senior and won All-Big Ten acclaim. . . Played in Senior Bowl and North-South Shrine game.

PERSONAL: Holds degree in physical education from Illinois. . . Married (Brenda). . . Resides in New Orleans during off-season where he does public relations work along with real estate.



WHEELWRIGHT, ERNIE

6-3, 239, Running Back, 6th Year, Southern Illinois
Born Nov. 28, 1939 at Columbus, Ohio
Joined Saints: Trade with Atlanta, 1967

PRO: Big back, strong and powerful runner . . . Was Saints second leading rusher in '67, and fifth in '68 . . . Originally played with New York Giants, and was their No. 1 ball carrier in 1964 as a rookie . . . Went to Atlanta when they were formed and was their second leading rusher in 1966.

COLLEGE: Spent one year at Southern Illinois after two years as a paratrooper at Fort Campbell, Kentucky . . . Re-entered service for three more years . . . Earned All-Army honors and participated in three service bowl games.

PERSONAL: Nicknamed "The Wheel" . . . Sings professionally, and has a night club in Atlanta where he and wife (Audrey) make their home.

PROFESSIONAL RECORD

(New York, 1964, 1965; Atlanta, 1966, 3 games in 1967)

RUSHING					RECEIVING				
Year	No.	Yds.	Avg.	TD	Year	No.	Yds.	Avg.	TD
1964	100	402	4.0	0	1964	14	204	14.6	3
1965	24	96	4.0	0	1965	2	17	8.5	0
1966	121	458	3.8	3	1966	15	137	9.1	3
1967*	21	43	2.0	1	1967*	4	46	11.5	0
1967	59	198	3.4	0	1967	9	61	6.8	0
1968	21	99	4.7	1	1968	0	0	0	0
TOTAL	346	1296	3.7	5	TOTAL	44	465	10.6	6
*Atlanta Stats									



WHITSELL, DAVID

6-0, 185, Safety, 12th Year, Indiana

Born July 14, 1936, at Shelby, Michigan

Joined Saints: Expansion Draft, 1967 (from Chicago)

PRO: "The Great Thief" has more career interceptions (43) than any other active NFL performer. . . Ranks 10th in lifetime interceptions. . . Named to Sporting News All-Eastern Conference Team after intercepting 10 passes in 1967. . . Also played in Pro Bowl. . . Named Comeback Player of the Year by UPI and honored as Saints' most valuable for 1967 by Saints and Sinners Grid Club. . . Selected in 24th round by Detroit in 1958 draft, then picked by Minnesota in the 1961 expansion draft. . . Traded to New York and then to Chicago in 1961. . . Played both cornerback and safety in 1968, and blocked punt, picked it up and raced four yards for TD vs. Washington in 1968.

COLLEGE: Played two years as defensive specialist at Indiana.

PERSONAL: Received BS degree at Indiana in 1958. . . Married (Jacque), four children. . . Resides in New Orleans during off-season where he is involved in several business enterprises.

PROFESSIONAL RECORD

(Detroit, 1958-60; Chicago, 1961-1966; New Orleans, 1967-68)

INTERCEPTIONS

Year	No.	Yds.	Avg.	TD	Year	No.	Yds.	Avg.	TD
1958	1	29	29.0	0	1965	4	67	16.8	1
1959	0	0	0.0	0	1966	3	44	14.7	0
1960	0	0	0.0	0	1967	10	178	17.8	2
1961	6	123	20.5	0	1968	6	50	8.3	0
1962	5	45	9.0	0					
1963	6	61	10.2	1					
1964	2	57	28.5	0	TOTALS	43	654	15.2	4

ADDITIONAL PRO STATISTICS: Returned three kickoffs for 63 yards in 1958 and one for no yards in 1968; carried once for an eight-yard loss in 1963, once for 14 yards in 1964 and once for a yard loss in 1968; fumbled once in 1958, 1963 and 1964.



WHITTINGHAM, FRED

6-2, 240, Linebacker, 5th Year, Cal Poly (SLO)

Born February 4, 1939, at Boston, Massachusetts

Joined Saints: Expansion Draft, 1967

(from Philadelphia)

PRO: Fearless and one of game's strongest players. . . Overcame two leg operations in 1967 to become outstanding middle linebacker. . . Named NFL's Defensive Player of the Week by AP for his effort vs. Minnesota in 1968. . . Can make big third-down play. . . First signed

with Los Angeles as free agent in 1962 and played five games with Rams in 1964. . . Joined Philadelphia taxi squad in 1965. . . Pro statistics: Intercepted one pass for no yards in 1966, one for eight yards in 1967, one for 16 yards in 1968; returned two kickoffs for 33 yards in 1966.

COLLEGE: Attended Brigham Young, then transferred to Cal Poly at San Luis Obispo. . . Was member of Cal Poly squad that was involved in tragic plane crash, but he missed trip because of what he calls a "lucky, very lucky" concussion. . . Was NCAA champion heavyweight boxer and turned down offers to fight professionally.

PERSONAL: Holds BS and MA degrees in education. . . Married (Nancy), three sons. . . Resides in Glendora, Cal., during off-season where he is a high school teacher.



WILLIAMS, DELANO R. (Del)

6-2, 240, Guard, 3rd Year, Florida State

Born November 9, 1945 at Live Oak, Fla.

Joined Saints: Draft Choice, No. 3b, 1967

PRO: Has good chance of becoming top-rated pro guard, according to coach Brad Ecklund. . . Played well in 1968 despite injured ankle and foot, which was repaired by off-season surgery. . . Considered bright spot in Saints' future. . . One of more underrated players in game, says Tom Fears. . . Has been starter since reporting as rookie.

COLLEGE: Starter in every varsity game for Florida State. . . Played tackle first two years, then moved to guard and was considered the best pass blocker among collegiate linemen in 1966. . . Played in East-West Shrine game. . . Second team All-America selection in 1966.

PERSONAL: Graduate of Suwannee High in Live Oak, Fla. . . Majored in criminology at Florida State. . . Married (Dianne), one son. . . Resides in New Orleans during off-season where he works for automobile agency and does public relations work.



YOUNGBLOOD, GEORGE

6-3, 205, Safety, 4th Year, Los Angeles State

Born January 4, 1945 at Los Angeles, Calif.

Joined Saints: Waivers, 1967 (from Cleveland)

PRO: Active for four games with '68 Saints, and for final game of '67 season. . . Had played eleven '67 games with Cleveland before his release. . . Was drafted by Los Angeles and Kansas City, signed with the Rams

(continued)

YOUNGBLOOD (continued)

and was one of only two rookies to start and finish the '66 season with the club. Traded to Cleveland before '67 season.

COLLEGE: Played defensive back and offensive tight end for Cal State at L. A., receiving Little All-America mention and first team defense on the AP Little all-Coast squad.

PERSONAL: Attended Jordan High in Los Angeles where he played football, baseball and was a track star . . . Married (Peggy), makes home in Los Angeles.

1969 SAINTS ROOKIES

BROADHEAD, TOM, University of California at Santa Barbara, 6-1½, 197, running back

Born in Blackfoot, Idaho, April 14, 1946 . . . drafted No. 12 by Saints in 1969. . . UCSB's all-time rushing leader with 1,655 yards in 316 carries. . . Ran for 841 yards and scored nine TDs in 1968 for Coach Jack Curtice. . . Attended Menlo Park JC before UCSB. . . Majored in history and physical education. . . Married (Diane).

CORNELL, JOHN, Northwestern University, 6-1, 200, linebacker

Born in Chicago, Ill., February 9, 1947 . . . Signed with Saints as free agent . . . Three-year letterman at Northwestern as linebacker, played in '69 Blue-Gray game . . . June graduate (BS) of Northwestern . . . Married (Karen), one child.

HALE, DENNIS, Minnesota, 6-1½, 197, safety

Born in Jackson, Minn., Sept. 20, 1947 . . . drafted No. 4 by Saints in 1969 . . . played in North-South Shrine Game . . . credited with 40 unassisted tackles, 23 assists, two fumble recoveries and 41-yard TD pass interception in 1968 for Gophers . . . majored in physical education . . . single.



Broadhead



Cornell



Hale



Hargett

HARGETT, EDD, Texas A&M, 5-11, 185, quarterback

Born in Marietta, Tex., June 26, 1947 . . . drafted No. 16 by Saints in 1969 . . . established 20 Aggie records, 7 Southwest Conference records . . . fifth best of all-time in total offense with 5,411 yards; third best of all-time in passes completed with 403 and third best of all time in passing yardage with 5,379 . . . in three-year Aggie career, completed 403 of 821 passes for 40 touchdowns . . . played in Blue-Gray Game and Coaches' All-American Game . . . majored in electrical engineering and compiled near-A average . . . turned down scholarship to do graduate work at Harvard to try professional football. . . All-SWC and SWC Player of Year as junior. . . Married (Shirely Ann).

LAWRENCE, JIM, 5-11, 185, Southern California, wide receiver

Born in Whittier, Cal., July 9, 1946 . . . drafted No. 8 by Saints in 1969 . . . caught 26 passes for 386 yards and two TDs to lead USC receivers in 1968 despite missing final four games . . . caught 20 passes for 319 yards as junior until undergoing knee surgery . . . runs 100 in 9.6 . . . also attended New Mexico Military Institute . . . suffered knee injury in Coaches' All-American Game but is expected to be able to play again early in 1969 season . . . was member of heralded USC 440 relay team . . . majored in physical education . . . married . . . "One of the best football players I've ever coached," judges USC's John McKay. . . Adds the Trojan coach: "Jim doesn't think it's an insult if somebody asks him to work." . . . has 14 units toward master's degree.



Lawrence



Miller



Morel



Neal

MILLER, BOB, 6-5, 250, Southern California, tight end

Born in Los Angeles, March 16, 1946 . . . drafted No. 6 by Saints in 1969 . . . over-shadowed by All-American Bob Klein at USC, but rated a top-notch prospect. . . Excellent blocker . . . caught one pass for eight yards in 1968 and six for 64 yards in 1967 . . . excellent attitude . . . made All-Coast League as high school player at Domingue in Compton, Cal. . . married, one daughter . . . majored in physical education.

MOREL, TOMMY, 6-1½, 194, LSU, wide receiver

Born in Des Moines, Iowa, July 5, 1947 . . . drafted No. 11 by Saints in 1969. . . LSU's best all-time pass receiver . . . holds six Tiger receiving records . . . caught 42 passes for 564 yards and two touchdowns in 1968 . . . named to both All-Bowl teams selected by wire services . . . was all-city performer for Jesuit (New Orleans) High . . . plays in rock band during off-seasons. . . Married (Janice), one child . . . holds degree in marketing.



Owens



Preece



Shinnars



Waller

NEAL, RICHARD, 6-3, 254, Southern, defensive end

Born in Minden, La., Sept. 2, 1947 ... drafted No. 2 by Saints in 1969 ... was NAIA All-American in 1968 ... has tremendous strength and quickness ... was all-stater at Booker T. Washington High in Shreveport, La. ... holds degree in political science ... married, one daughter ... plans career in law.

OWENS, JOE, Alcorn A&M, 6-2½, 236, defensive end

Born in Columbia, Miss. ... drafted No. 9 by Saints in 1969 ... was drafted as linebacker, but moved to defensive end after June Rookie Camp ... strong and fast, but must add on poundage ... runs 40 in 4.8 ... majored in physical education ... single.

PREECE, STEVEN, Oregon State, 6-1, 195, cornerback

Born Feb. 15, 1947 ... Signed as free agent for defensive duty ... Played quarterback at Oregon State where he majored in pre-dentistry ... Also lettered in basketball and track ... Single ... Home is Boise, Idaho.

SHINNERS, JOHN, Xavier of Ohio, 6-3, 255, guard

Born in Hartford, Wis., March 1, 1947 ... drafted No. 1 by Saints in 1969 ... named to Time Magazine, NEA, Sporting News All-American teams ... played in Senior Bowl, North-South Shrine Game, Coaches All-America Game and College All-Star game ... will press for starting job as rookie ... played for Ed Biles (now a Saints assistant) at Xavier ... former teammate of Dan Abramowicz and Saints rookie Billy Waller at Xavier ... determined to be the best ... runs 40 in 4.9 ... an opposing college coach termed him "a blocking line in himself." ... holds degree in communication arts ... is a director of Shinnars Publications, which operates six suburban newspapers in Wisconsin ... married (Jane), one daughter.

WALLER, BILLY, Xavier of Ohio, 5-10, 189, wide receiver

Born in Cincinnati, Aug. 8, 1947 ... drafted No. 15 by Saints in 1969 ... All-Midwest Conference selection ... ranked third in nation as punt returner and 14th in rushing as junior ... Another Xavier product with the Saints (others are assistant coach Ed Biles, wide receiver Dan Abramowicz and guard John Shinnars) ... runs 100 in 9.6 ... holds degree in English and physical education ... was four-sport star at Cincinnati's Purcell High ... lists hobby as writing poetry ... single.

REVIEW OF SAINTS 1968 SEASON**Cleveland 24, New Orleans 10**

September 15 at New Orleans

Browns	0	10	0	14-24
Saints	0	10	0	0-10
New Orleans—Kilmer, 1 rush (Durkee kick)				
Cleveland—Kelly, 30 pass from Ryan (Cockroft kick)				
Cleveland—Field Goal, Cockroft 22				
New Orleans—Field Goal, Durkee 40				
Cleveland—Kelly, 8 rush (Cockroft kick)				
Cleveland—Glass, 17 interception (Cockroft kick)				

TEAM STATISTICS

	Browns	Saints
First Downs	16	14
Rushing Yardage	153	85
Passing Yardage	185	123
Passes (A-M-Had Int.)	20-10-1	31-15-3
Punts (No-Avg)	6-42.2	6-46.0
Fumbles Lost	2	0
Yards Penalized	78	24
Total Return Yds	102	122
Attendance: 74,215		

INDIVIDUAL STATISTICS**Rushing**

Cleveland—Kelly, 20 for 108; Harraway, 13 for 29; Ryan, 2 for 17.
New Orleans—Schultz, 15 for 55; Barrington, 7 for 27; Baker, 4 for 2; Kilmer, 2 for 1.

Passing

Cleveland—Ryan, 10 of 20 for 201.
New Orleans—Kilmer, 15 of 31 for 152.

Receiving

Cleveland—Collins, 4 for 94; Warfield, 3 for 65; Harraway, 2 for 12; Kelly, 1 for 30.
New Orleans—Parks, 3 for 20; Schultz, 3 for 12; Barrington, 3 for 11; Abramowicz, 2 for 67; Gilliam, 2 for 16; Hester, 1 for 22; Stickles, 1 for 4.

New Orleans 37, Washington 17

September 22, 1968 at New Orleans

Redskins	0	3	7	7-17
Saints	14	6	7	10-37
New Orleans—Whitsell, 16 blocked punt return (Durkee kick)				
New Orleans—McCall, 8 rush (Durkee kick)				
Washington—Field Goal, Gogolak 14				
New Orleans—Field Goal, Durkee 17				
New Orleans—Field Goal, Durkee 28				
New Orleans—McCall, 4 pass from Kilmer (Durkee kick)				
Washington—J. Smith, 23 pass from Jurgensen (Gogolak kick)				

New Orleans—Abramowicz, 43 pass from Kilmer (Durkee kick)
Washington—Richter, 12 pass from Jurgensen (Gogolak kick)
New Orleans—Field Goal, Durkee 40.

TEAM STATISTICS

	Redskins	Saints
First Downs	12	17
Rushing Yardage	81	183
Passing Yardage	147	183
Passes (A-M-Had Int.)	27-14-1	25-15-1
Punts (No-Avg)	5-46.6	3-42.5
Fumbles Lost	2	2
Yards Penalized	61	78
Total Return Yds	181	92
Attendance: 65,941		

INDIVIDUAL STATISTICS**Rushing**

Washington—Allen, 11 for 58; Thurlow, 6 for 10; Whitfield, 3 for 13; Larson, 1 for 1; Jurgensen, 1 for 1.

New Orleans—McCall, 16 for 127; Schultz, 4 for 19; McNeill, 1 for 15; Barrington, 5 for 6; Schultz, 4 for 19; Loric, 4 for 5; Wheelwright, 1 for 6; Kilmer, 1 for 5.

Passing

Washington—Jurgensen, 13 of 24 for 172; Ninowski, 1 of 3 for 12.

New Orleans—Kilmer 13 of 21 for 183; Sweetan, 2 of 3 for 7; Barrington 0 of 1.

Receiving

Washington—J. Smith, 3 for 42; Richter, 3 for 34; Allen, 3 for 33; Taylor, 3 for 18; Thurlow, 2 for 56.

New Orleans—Abramowicz, 4 for 86; Gilliam, 3 for 54; McCall, 2 for 21; Stickles, 1 for 15; Loric, 1 for 12; Schultz, 1 for 7; Barrington, 1 for 1; Wheelwright, 1 for 9.

St. Louis 21, New Orleans 20

September 29 at New Orleans

Cardinals	0	0	0	21-21
Saints	3	7	7	3-20
New Orleans—Field Goal, Durkee 21				
New Orleans—Abramowicz, 29 pass from Kilmer (Durkee kick)				
New Orleans—Abramowicz, 10 pass from Kilmer (Durkee kick)				
St. Louis—Latourette, 86 punt return (Bakken kick)				
St. Louis—Williams, 9 pass from Johnson (Bakken kick)				
New Orleans—Field Goal, Durkee 35				
St. Louis—Crenshaw, 1 run (Bakken kick)				

TEAM STATISTICS

	Cardinals	Saints
First Downs	14	18
Rushing Yardage	122	96
Passing Yardage	97	227
Passes (A-M-Had Int.)	32-11-1	27-19-1
Punts (No-Avg)	4-37	5-43.6
Fumbles Lost	0	0
Yards Penalized	72	56
Total Return Yardage	261	55

Attendance: 79,021

INDIVIDUAL STATISTICS

Rushing

St. Louis—Crenshaw, 11 for 18; Roland, 5 for 10; Lane, 4 for 2; Edwards, 3 for 6; Williams, 1 for 43; Smith, 1 for 37; Shivers, 1 for 6; Johnson, 1 for 0.

New Orleans—McCall, 14 for 59; Schultz, 8 for 23; Lorick, 5 for 10; Kilmer, 3 for 6; Barrington, 2 for 5; Gilliam, 1 for 7; McNeill, 1 for -14.

Passing

St. Louis—Johnson, 11 of 32 for 137.
New Orleans—Kilmer, 18 of 26 for 226; Barrington, 1 of 1 for 23.

Receiving

St. Louis—Smith, 4 for 76; Williams, 3 for 38; Conrad, 2 for 22; Crenshaw, 2 for 1.

New Orleans—Stickles, 4 for 80; Abramowicz, 3 for 67; Gilliam, 3 for 32; Lorick, 3 for 17; Schultz, 3 for 8; McCall, 2 for 26; Hester, 1 for 19.

New York 38, New Orleans 21

October 6 at New York

Saints	7	7	0-21
Giants	7	17	7-38
New York—Koy, 1 rush (Gogolak kick)			
New Orleans—Stickles, 12 pass from Kilmer (Durkee kick)			
New York—Koy, 2 pass from Tarkenton (Gogolak kick)			
New York, Jones, 22 pass from Tarkenton (Gogolak kick)			
New Orleans—Lorick, 1 pass from Kilmer (Durkee kick)			
New York—Field Goal, Gogolak 49			
New York—Frederickson, 3 pass from Tarkenton (Gogolak kick)			
New Orleans—McCall, 2 rush (Durkee kick)			
New York—Duhon, 1 rush (Gogolak kick)			

TEAM STATISTICS

	Saints	Giants
First Downs	23	19
Rushing Yardage	95	95
Passing Yardage	219	166
Passes (A-M-Had Int.)	42-24-3	22-11-0
Punts (No-Avg)	2-40	6-37
Fumbles Lost	1	1
Yards Penalized	142	97
Total Return Yds.	151	91

Attendance: 62,967

INDIVIDUAL STATISTICS

Rushing

New Orleans—McCall, 9 for 43; Kilmer, 4 for 31; Lorick, 3 for 8; Schultz, 2 for 2; Wheelwright, 1 for 11.

New York—Koy, 11 for 61; Duhon, 9 for 11; Frederickson, 8 for 16; Tarkenton, 2 for 7.

Passing

New Orleans—Kilmer, 24 of 42 for 224.
New York—Tarkenton, 11 of 22 for 177.

Receiving

New Orleans—Abramowicz, 8 for 101; McCall, 4 for 42; Lorick, 4 for 34; Stickles, 3 for 28; Schultz, 3 for 0; Gilliam, 2 for 20.

New Orleans 20, Minnesota 17

October 13 at New Orleans

Vikings	0	0	17	0-17
Saints	14	0	0	6-20
New Orleans—Burris, 94 interception return (Durkee kick)				
New Orleans—Stickles, 2 pass from Kilmer (Durkee kick)				
Minnesota—Brown, 2 rush (Cox kick)				
Minnesota—Field Goal, Cox 22				
Minnesota—Bryant, 51 interception return (Cox kick)				
New Orleans—Field Goal, Durkee 32				
New Orleans—Field Goal, Durkee 42				

TEAM STATISTICS

	Vikings	Saints
First Downs	15	10
Rushing Yardage	39	30
Passing Yardage	51	86
Passes (A-M-Had Int.)	28-9-2	17-9-3
Punts (No-Avg)	6-35.7	4-34.8
Fumbles Lost	2	4
Yards Penalized	33	75
Total Return Yds	195	266

Attendance: 71,105

INDIVIDUAL STATISTICS

Rushing

Minnesota—Jones, 17 for 81; Brown, 16 for 39; Kapp, 3 for 19; Lindsey, 3 for 1.

New Orleans—McCall, 16 for 52; Lorick, 9 for 39; Kilmer, 3 for 22; Schultz, 1 for 4; Wheelwright, 1 for 4.

Passing

Minnesota—Kapp, 9 of 18 for 78.
New Orleans—Kilmer, 9 of 17 for 93.

Receiving

Minnesota—Brown, 3 for 12; Hall, 2 for 33; Jones, 2 for 17; Washington, 1 for 11; Lindsey, 1 for 6.

New Orleans—Gilliam, 3 for 55; McCall, 2 for 25; Abramowicz, 1 for 13; Stickles, 1 for 2; Schultz, 1 for -4.

New Orleans 16, Pittsburgh 12

October 20 at Pittsburgh

Saints	3	7	3	3-16
Steelers	0	6	6	0-12
New Orleans—Field Goal, Durkee 23				
New Orleans—Wheelwright, 1 rush (Durkee kick)				
Pittsburgh—Gros, 2 rush (Lusteg kick failed)				
Pittsburgh—Hoak, 77 rush (Lusteg kick blocked)				
New Orleans—Field Goal, Durkee 37				
New Orleans—Field Goal, Durkee 31				

TEAM STATISTICS

	Saints	Steelers
First Downs	16	16
Rushing Yardage	103	210
Passing Yardage	170	91
Passes (A-M-Had Int.)	25-12-0	20-8-1
Punts (No-Avg)	4-44.3	4-46.5
Fumbles Lost	1	1
Yards Penalized	56	6
Total Return Yards	36	122

Attendance: 32,303

INDIVIDUAL STATISTICS

Rushing

New Orleans—McCall, 15 for 38; Schultz, 8 for 27; Lorick, 7 for 20; Kilmer, 2 for 14; Wheelwright, 2 for 4.

Pittsburgh—Gros, 18 for 45; Hoak, 16 for 166; Shiner, 2 for -2; Bleier, 1 for 1; Walden, 1 for 0; Nix, 1 for 0.

Passing

New Orleans—Kilmer, 12 of 24 for 178; Barrington, 0 of 1.

Pittsburgh—Shiner, 4 of 15 for 45; Hoak, 2 of 3 for 48; Nix, 2 of 2 for 9.

Receiving

New Orleans—Gilliam, 5 for 58; Abramowicz,

4 for 74; Stickles, 1 for 33; Schultz, 1 for 11; Barrington, 1 for 2.

Pittsburgh—Compton, 3 for 22; Henderson, 2 for 22; Hillebrand, 1 for 27; Gros, 1 for 21; Hilton, 1 for 11.

St. Louis 31, New Orleans 17

October 27 at St. Louis

Saints	7	0	7	3-17
Cardinals	3	0	7	21-31
St. Louis—Field Goal, Bakken 24				
New Orleans—Lorick, 9 pass from Kilmer (Durkee kick)				
St. Louis—Smith, 65 pass from Hart (Bakken kick)				
New Orleans—Abramowicz, 19 pass from Kilmer (Durkee kick)				
New Orleans—Field Goal, Durkee 32				
S. Louis—Hart, 1 rush (Bakken kick)				
St. Louis—Williams, 53 pass from Hart (Bakken kick)				
St. Louis—Crenshaw, 1 rush (Bakken kick)				

TEAM STATISTICS

	Saints	Cardinals
First Downs	16	18
Rushing Yardage	116	166
Passing Yardage	185	226
Passes (A-M-Had Int.)	31-16-1	22-9-0
Punts (No-Avg)	5-41.2	4-39.0
Fumbles Lost	0	2
Yards Penalized	74	44
Total Return Yds	154	71

Attendance: 45,478

INDIVIDUAL STATISTICS

Rushing

New Orleans—Lorick, 15 for 73; McCall, 15 for 42; Kilmer, 1 for 2; Whittell, 1 for -1.
St. Louis—Crenshaw, 14 for 63; Roland, 9 for 51; Edwards, 2 for 48; Hart, 3 for 4.

Passing

New Orleans—Kilmer, 16 of 30 for 216; McCall, 0 of 1.

St. Louis—Hart, 9 for 22 for 226.

Receiving

New Orleans—Parks, 5 for 43; Lorick, 4 for 68; McCall, 3 for 43; Abramowicz, 2 for 44; Stickles, 2 for 18.

St. Louis—Smith, 4 for 147; Williams, 3 for 66; Roland, 1 for 8; Crenshaw, 1 for 5.

Dallas 17, New Orleans 3

November 3 at New Orleans

Cowboys	0	10	0	7-17
Saints	0	0	3	0-3
Dallas—Hayes, 54 pass from Meredith (Clark kick)				

Dallas—Field Goal, Clark 20
 New Orleans—Field Goal, Durkee 38
 Dallas—Hayes, 13 pass from Meredith (Clark kick)

TEAM STATISTICS

	Cowboys	Saints
First Downs	22	13
Rushing Yardage	185	184
Passing Yardage	220	184
Passes (A-M-Had Int.)	36-16-2	37-15-4
Punts (No-Avg)	5-53.4	7-36.9
Fumbles Lost	5	0
Yards Penalized	55	65
Total Return Yards	102	55

Attendance: 84,728

INDIVIDUAL STATISTICS

Rushing

Dallas—Baynham, 11 for 72; Perkins, 10 for 36; Meredith, 4 for 31; Garrison, 3 for 30; Shy, 2 for 16.

New Orleans—Lorick, 14 for 23; Barrington, 9 for 27; McCall, 4 for 7; Sweetan, 1 for 2.

Passing

Dallas—Meredith, 15 of 33 for 217; Morton, 1 of 3 for 35.

New Orleans—Kilmer, 5 of 11 for 46; Sweetan, 9 of 25 for 119; Barrington, 1 of 1 for 19.

Receiving

Dallas—Hayes, 6 for 108; Rentzel, 3 for 57; Baynham, 3 for 51; Perkins, 3 for 25; Norman, 1 for 11.

New Orleans—Abramowicz, 5 for 57; McCall, 3 for 28; Lorick, 3 for 27; Hester, 1 for 42; Stickles, 1 for 19; Barrington, 1 for 10; Parks, 1 for 1.

Cleveland 35, New Orleans 17

November 10 at Cleveland

Saints	3	0	7	7-17
Browns	0	14	14	7-35

New Orleans—Field Goal, Durkee 42

Cleveland—Kelly, 5 pass from Nelsen (Cockroft kick)

Cleveland—Warfield, 12 pass from Nelsen (Cockroft kick)

New Orleans—Abramowicz, 8 pass from Sweetan (Durkee kick)

Cleveland—Kelly, 68 pass from Nelsen (Cockroft kick)

Cleveland—Kelly, 1 rush (Cockroft kick)

Cleveland—Morin, 9 pass from Nelsen (Cockroft kick)

New Orleans—Hester, 7 pass from South (Durkee kick)

TEAM STATISTICS

	Saints	Browns
First Downs	18	17
Rushing Yardage	161	222
Passing Yardage	123	245
Passes (A-M-Had Int.)	43-15-3	24-10-3
Punts (No-Yds)	7-31.7	5-39.6
Fumbles Lost	0	3
Yards Penalized	38	55
Total Return Yards	95	100
Attendance	71,025	

INDIVIDUAL STATISTICS

Rushing

New Orleans—McCall, 9 for 41; Barrington, 6 for 41; Lorick, 7 for 23; Poage, 1 for 22; Schultz, 4 for 19; Wheelwright, 2 for 14; Sweetan, 1 for 1.

Cleveland—Kelly, 17 for 127; Harraway, 9 for 79; Green, 4 for 10; Morrison, 2 for 4; Leigh, 2 for 2; Nelsen, 1 for 0.

Passing

New Orleans—Sweetan, 10 of 27 for 103; South, 5 of 15 for 50; Parks, 0 of 1.

Cleveland—Nelsen, 10 of 24 for 262.

Receiving

New Orleans—Abramowicz, 6 for 69; Lorick, 3 for 45; McCall, 2 for 15; Poage, 1 for 11; Hester, 1 for 7; Parks, 1 for 6; Barrington, 1 for 0.

Cleveland—Warfield, 5 for 107; Kelly, 3 for 104; McDonald, 1 for 42; Morin, 1 for 9.

Green Bay 29, New Orleans 7

November 17 at Milwaukee

Saints	0	7	0	0-7
Packers	17	6	0	7-29

Green Bay—Field Goal, Mercer 35

Green Bay—T. Brown, 22 yd fumble recovery (Mercer kick)

Green Bay—Anderson, 1 rush (Mercer kick)

New Orleans—McCall, 9 rush (Durkee kick)

Green Bay—Dale, 45 pass from Starr (kick failed)

Green Bay—Pitts, 2 rush (kick failed)

TEAM STATISTICS

	Saints	Packers
First Downs	11	18
Rushing Yardage	74	132
Passing Yardage	62	157
Passes (A-M-Had Int.)	26-8-2	22-13-0
Punts (No-Avg)	8-25	3-47.7
Fumbles Lost	2	2
Yards Penalized	27	53
Total Return Yds	118	92
Attendance	49,644	

INDIVIDUAL STATISTICS

Rushing

New Orleans—McCall, 10 for 40; Wheelwright, 7 for 30; Lorick, 4 for 2; Barrington, 3 for -4; South, 2 for 3; Schultz, 1 for 3.

Green Bay—Grabowski, 10 for 50; Anderson, 10 for 39; Mercein, 8 for 21; Pitts, 5 for 13; Starr, 2 for 9.

Passing

New Orleans—South, 7 of 21 for 69; Sweetan, 1 of 5 for 6.

Green Bay—Starr, 9 of 14 for 167; Bratkowski, 4 of 7 for 41; Anderson, 0 of 1.

Receiving

New Orleans—McCall, 4 for 34; Parks, 1 for 15; Abramowicz, 1 for 13; Hester, 1 for 13; Gilliam, 1 for 0.

Green Bay—Dale, 8 for 161; Fleming, 2 for 15; Dowler, 2 for 14; Anderson, 1 for 18.

New Orleans 20, Detroit 20

November 24 at Detroit

Saints	3	7	7	3-20
Lions	7	3	7	3-20

Detroit—Grambrell, 20 pass from Munson (Walker kick)

New Orleans—Field Goal, Durkee 31

New Orleans—Abramowicz, 9 pass from Kilmer (Durkee kick)

Detroit—Field Goal, Walker 43

Detroit—Sanders, 13 pass from Munson (Walker kick)

New Orleans—McCall, 2 rush (Durkee kick)

New Orleans—Field Goal, Durkee 31

Detroit—Field Goal, Walker 40

TEAM STATISTICS

	Saints	Lions
First Downs	17	15
Rushing Yardage	126	85
Passing Yardage	136	189
Passes (A-M-Had Int.)	30-11-3	41-14-1
Punts (No-Avg)	5-34.9	3-43.3
Fumbles Lost	0	1
Yards Penalized	32	17
Total Return Yardage	115	118
Attendance	46,152	

INDIVIDUAL STATISTICS

Rushing

New Orleans—McCall, 15 for 48; Lorick, 12 for 44; Abramowicz, 2 for 27; Wheelwright, 2 for 15; Barrington, 3 for 0; Sweetan, 2 for -8.

Detroit—Eddy, 15 for 56; Kopay, 9 for 26; Nowatzke, 1 for 3.

Passing

New Orleans—Sweetan, 5 of 17 for 83; Kilmer, 6 of 12 for 53; Barrington, 0 of 1.

Detroit—Munson, 14 of 41 for 189.

Receiving

New Orleans—Abramowicz, 6 for 78; Gilliam, 4 for 40; Hester, 1 for 18.

Chicago 23, New Orleans 17

December 1 at New Orleans

Bears	3	13	0	7-23
Saints	3	7	0	7-17

Chicago—Field Goal, Percival, 50

New Orleans—Field Goal, Durkee 19

Chicago—Field Goal, Percival, 46

Chicago—Denney, 46 pass from Concannon (Percival kick)

New Orleans—Abramowicz, 47 pass from Kilmer (Durkee kick)

Chicago—Field Goal, Percival, 20

Chicago—Denney, 8 pass from Concannon (Percival kick)

New Orleans—Barrington, 2 pass from Kilmer (Durkee kick)

TEAM STATISTICS

	Bears	Saints
First Downs	15	17
Rushing Yardage	213	114
Passing Yardage	46	178
Passes (A-M-Had Int.)	20-5-0	32-13-4
Punts (No-Avg)	6-34.5	6-36.2
Fumbles Lost	3	1
Yards Penalized	123	60
Total Return Yardage	123	108
Attendance	78,285	

INDIVIDUAL STATISTICS

Rushing

Chicago—Piccolo, 21 for 112; Bull, 16 for 82; Concannon, 6 for 16; Wallace, 1 for 7; Hull, 1 for -4.

New Orleans—Lorick, 9 for 55; McCall, 10 for 33; Gilliam, 1 for 29; Wheelwright, 2 for 9; Kilmer, 1 for -3; Barrington, 1 for -9.

Passing

Chicago—Concannon, 5 of 19 for 60; Bull 0 of 1.

New Orleans—Kilmer, 13 of 32 for 186.

Receiving

Chicago—Denney, 3 for 53; Gordon, 1 for 14; Bull, 1 for -7.

New Orleans—Parks, 4 for 41; Abramowicz, 2 for 80; Hester, 2 for 26; Lorick, 2 for 20; Stickles, 1 for 7; McCall, 1 for 4; Barrington, 1 for 2.

Philadelphia 29, New Orleans 17

December 8 at Philadelphia				
Saints	7	7	3	0-17
Eagles	0	13	2	14-29
New Orleans—Hester, 4 pass from Kilmer (Durkee kick)				
Philadelphia—Ballman, 55 pass from Snead (Baker kick)				
New Orleans—Kilmer, 2 rush (Durkee kick)				
Philadelphia—Hawkins, 14 pass from Snead (Baker kick blocked)				
New Orleans—Field Goal, Durkee 10				
Philadelphia—Safety, Conjar tackles Brown in end zone				
Philadelphia—Hawkins, 23 pass from Snead (Baker kick)				
Philadelphia—Woodeshick, 30 rush (Baker kick)				

TEAM STATISTICS

	Saints	Eagles
First Downs	21	15
Rushing Yardage	109	151
Passing Yardage	202	167
Passes (A-M-Had Int.)	34-20-1	18-10-1
Punts (No-Avg)	5-39.8	5-44.0
Fumbles Lost	0	1
Yards Penalized	40	30
Total Return Yardage	112	165
Attendance: 57,128		

INDIVIDUAL STATISTICS

Rushing
New Orleans—McCall, 11 for 49; Kilmer, 4 for 19; Lorick, 6 for 18; Barrington, 8 for 17; Wheelwright, 3 for 6.
Philadelphia—Woodeshick, 18 for 122; Lang, 7 for 29.

Passing
New Orleans—Kilmer, 19 of 32 for 210; South, 1 of 1 for 6; Barrington, 0 of 1.
Philadelphia—Snead, 10 of 18 for 81.

Receiving
New Orleans—Hester, 7 for 94; Abramowicz, 6 for 79; Parks, 3 for 26; Gilliam, 2 for 3; Gilliam, 1 for 9; McCall, 1 for 5.
Philadelphia—Hawkins, 3 for 44; Ballman, 2 for 62; Woodeshick, 2 for 54; Hill, 2 for 11; Lang, 1 for 10.

New Orleans 24, Pittsburgh 14

December 15 at New Orleans

Steelers	7	0	0	7-14
Saints	7	14	0	3-24
New Orleans—Lorick, 22 pass from Kilmer (Durkee kick)				
Pittsburgh—Jefferson, 55 pass from Shiner (Lusteg kick)				
New Orleans—McCall, 25 pass from Kilmer (Durkee kick)				
New Orleans—Brown, 53 punt return (Durkee kick)				
New Orleans—Field Goal, Durkee 31				
Pittsburgh—Wilburn, 17 pass from Nix (Lusteg kick)				

TEAM STATISTICS

	Steelers	Saints
First Downs	16	13
Rushing Yardage	151	85
Passing Yardage	199	258
Passes (A-M-Had Int.)	35-13-3	37-18-0
Punts (No-Avg)	6-39.5	7-42.0
Fumbles Lost	1	0
Yards Penalized	8	59
Total Return Yardage	114	103
Attendance: 66,131		

INDIVIDUAL STATISTICS

Rushing
Pittsburgh—Hoak, 16 for 81; Shy, 5 for 45; Shiner, 2 for 15; Jefferson, 1 for 11; Asbury, 1 for 1.
New Orleans—McCall, 19 for 58; Lorick, 9 for 24; South, 2 for 2; Barrington, 1 for 1.

Passing
Pittsburgh—Nix, 8 of 19 for 114; Shiner, 5 of 16 for 11.
New Orleans—Kilmer, 17 of 36 for 292; South, 1 of 1 for 4.

Receiving
Pittsburgh—6 for 139; Shy, 2 for 33; Wilburn, 2 for 28; Hilton, 1 for 11; Cropper, 1 for 9; Asbury, 1 for 5.
New Orleans—Parks, 6 for 103; Abramowicz, 4 for 62; Lorick, 3 for 38; Hester, 2 for 59; McCall, 2 for 27; Barrington, 1 for 7.

1968 FINAL TEAM STATISTICS

	N.O.	Opp.
TOTAL FIRST DOWNS	224	228
Rushing	80	97
Passing	122	109
Penalty	22	22
TOTAL OFFENSE	3863	4291
Total No. Plays	882	840
Avg. per Play	4.37	5.10
RUSHING OFFENSE	1527	2105
Total No. Plays	409	439
Avg. per Play	3.7	4.81
PASSING OFFENSE	2336	2186
Passes (A-M)	439-210	366-153
Comp. Pct.	.478	.418
Yds. Lost Att. Pass	33-213	34-297
Had Intercepted	29	16
TD Passes	17	25
Avg. Gain per Att.	4.9	5.4
Avg. Gain per Comp.	11.12	14.2
PUNTS (No-Avg)	75-37.65	69-40.78
Had Blocked	1	1
TOTAL RETURN YARDS	1582	1837
Punts (No-Yds)	34-153	30-320
Average	4.5	10.7
Kickoff (No-Yds)	53-1149	57-1134
Average	21.7	20.0
Intercept (No-Yds)	16-268	29-294
Average	16.7	10.13
Miscellaneous (No-Yds)	4-54	6-113
Average	13.5	18.83
PENALTIES (No-Yds)	82-843	74-767
FUMBLES (No-No Lost)	19-11	33-26

1968 INDIVIDUAL STATISTICS

RUSHING	No.	Yds.	Avg.	Lg.	TD
McCall	155	637	4.1	48	4
Lorick	104	344	3.3	36	0
Schultz	43	152	3.5	15	0
Barrington	45	111	2.5	22	0
Wheelwright	21	99	4.7	15	1
Kilmer	21	97	4.6	22	2
Gilliam	2	36	18.0	29	0
Abramowicz	2	27	13.5	18	0
Poage	1	22	22.0	22	0
South	4	5	1.3	2	0
Baker	4	2	0.5	3	0
McNeill	2	1	0.5	15	0
Whitsell	1	-1	-1.0	-1	0
Sweetan	4	-5	-1.3	2	0

TOTALS	409	1527	3.7	48	7
Opp. Totals	438	2105	4.8	77	13

PUNTING	No.	Yds.	Avg.	Lg.	TD
McNeill	49	2009	41.0	58	
South	14	387	27.6	44	
Fraser	11	391	35.5	56	
Lorick	1	36	36.0	36	

TOTALS	75	2823	37.6	58	
Opp. Totals	69	2814	40.78	84	

RECEIVING	No.	Yds.	Avg.	Lg.	TD
Abramowicz	54	890	16.4	47	7
McCall	26	270	10.3	25	2
Lorick	25	260	10.4	29	3
Parks	25	258	10.3	41	0
Gilliam	24	284	11.8	39	0
Hester	17	300	17.6	51	2
Stickles	15	206	13.7	35	2
Schultz	12	34	2.8	14	0
Barrington	9	33	3.6	7	1
Poage	1	11	11.0	11	0
TOTALS	210	2549	12.13	51	17
Opp. Totals	153	2483	16.22	68	25

PUNT RETURNS	No.	Yds.	Avg.	Lg.	FC	TD
Gilliam	15	60	4.0	21	7	0
Howard	8	42	5.3	12	5	0
Brown	8	60	7.5	53	1	1
Nevett	3	-9	-3.0	0	0	0
Douglass	0	0	0.0	0	1	0

TOTALS	34	153	4.5	53	14	1
Opp. Totals	30	320	10.7	86	17	1

PASSING	Atts.	Comp.	Yds.	Pct.	Yds. Lost Att. Pass	Avg. per Attempt	Lg.	Int.	TD
Kilmer	315	167	2060	.653	26-170	6.5	51	17	15
Sweetan	78	27	318	.346	5-29	4.0	42	9	1
South	38	14	129	.368	2-14	3.3	19	3	1
Barrington	6	2	42	.333	0-0	7.0	23	0	0
Parks	1	0	0	.000	0-0	—	0	0	0
McCall	1	0	0	.000	0-0	—	0	0	0
TOTALS	439	210	2549	.478	33-213	5.8	51	29	17
Opp. Totals	367	153	2483	.416	34-297	6.7	68	16	25

KICKOFF RET.	No.	Yds.	Avg.	Lg.	TD
Howard	23	533	23.2	36	0
Gilliam	15	328	22.1	48	0
Brown	8	137	17.1	28	0
Stonebreaker	1	22	22.0	22	0
Kelley	1	20	20.0	20	0
Douglas	1	10	10.0	10	0
Jones	1	5	5.0	5	0
Whitsell	1	0	0.0	0	0
Nevett	2	94	47.0	31	0

TOTALS	53	1149	21.7	47	0
Opp. Totals	57	1134	20.0	56	0

INTERCEPT.	No.	Yds.	Avg.	Lg.	TD
Whitsell	6	50	8.3	32	0
Burris	3	129	43.0	94	1
Howard	3	51	17.0	35	0
Whittingham	1	16	16.0	16	0
Kimbrough	1	15	15.0	15	0
Cordileone	1	7	7.0	7	0
Kelley	1	0	—	0	0

TOTALS	16	268	16.37	94	1
Opp. Totals	29	294	10.13	51	2

MISC. RET.	No.	Yds.	Avg.	Lg.	TD
Burris	1	23	23.0	23	0
Schweda	1	18	18.0	18	0
Whitsell	2	13	6.5	7	1
TOTALS	4	54	13.5	23	1
Opp. Totals	6	113	18.83	43	1

SCORING	TD	PAT	FG	Pts.
Durkee	0	27-27	37-19	84
Abramowicz	7	—	—	42
McCall	6	—	—	36
Lorick	3	—	—	18
Stickles	2	—	—	12
Hester	2	—	—	12
Kilmer	2	—	—	12
Burris	1	—	—	6
Barrington	1	—	—	6
Wheelwright	1	—	—	6
Whitsell	1	—	—	6
Brown	1	—	—	6
TOTALS	27	27-27	37-19	246
Opp. Totals	42	42-37	27-12	327

SCORE BY QUARTERS

SAINTS	71	79	51	45-246
Opponents	44	95	68	121-327

SAINTS DRAFT PICKS

1967

(As a first year team, the Saints in the 1967 common draft were allowed the first and last pick of each of the 17 rounds, and additionally received bonus picks at the conclusion of the second, third and fourth rounds. Thus, 36 players were drafted.)

1. (a) Choice traded to Baltimore for Gary Cuozzo, qb, and Butch Allison, G. (b) Les Kelley, FB, 6-3, 223, Alabama. 2. (a) James (Bo) Burris, DB, 6-3, 195, Houston. (b) John Gilliam, RB, 6-1, 190, South Carolina State. (c) Dave Rowe, 6-6, 265, Penn State. 3. (a) Choice traded to Baltimore (see 1 (a)). (b) Del Williams, G, 6-2, 245, Florida State. (c) Ben Hart, SE, 6-2, 205, Oklahoma. 4. (a) Ron Widby, Punt, 6-4, 210, Tennessee; (b) Bill Carr, C, 6-4, 215, Florida; (c) Tom Stangle, T, 6-4, 255, Dayton. 5. (a) Don McCall, RB, 5-11, 195, U.S.C. (b) John Douglas, DB, 6-1, 195, Texas Southern. 6. (a) George Harvey, G, 6-4, 245, Kansas. (b) Charles (Bo) Wood, LB, 6-3, 225, North Carolina. 7. (a) Gary Hertzog, G, 6-2, 250, Williamette. (b) Bob McKelvey, LB, 6-2, 220, Northwestern. 8. (a) Sam Harris, TE, 6-4, 228, Colorado (Injured. Did not report in '67). (b) Barry Silver, LB, 6-5, 234, Albion. 9. (a) Tim Lavens, TE, 6-3, 243, Idaho (Signed with Canada). (b) Eugene Ross, DB, 6-2, 189, Oklahoma. 10. (a) Charlie Brown, RB, 5-10, 187, Missouri. (b) Roosevelt Robertson, TE, 6-3, 205, North Carolina College. 11. (a) Jim Benson, G, 6-3, 245, Florida. (b) Bernard Corbin, DB, 6-1, 187, Alabama A&M. 12. (a) Ronnie Pack, G, 6-3, 235, Texas Tech. (b) John Robinson, FL, 6-2, 185, Tennessee A&I (did not sign pro contract). 13. (a) Bill Stetz, LB, 6-3, 230, Boston College. (b) Gary Grossnickle, DB, 6-1, 185, Missouri. 14. (a) Jim Hester, TE, 6-4, 225, North Dakota. (b) George Stetter, DB, 5-11, 180, Virginia. 15. (a) John Snow, DT, 6-4, 230, Wake Forest (signed with Canada). (b) Darrell Johnson, RB, 6-1, 211, Lamar Tech. 16. (a) Marcus Rhoden, FL, 5-9, 165, Miss. State. (b) Bruce Cortez, DB, 6-0, 175, Parsons College. 17. (a) Dan Abramowicz, FL, 6-1, 197, Xavier (Ohio). (b) Choice acquired from Baltimore, Billy Bob Stewart, LB, 6-9, 235, S.M.U. (c) Jim Walker, DB, 6-3, 205, Providence (Signed with N.B.A.).

1968

(Saints drafted alternately, fourth and third, in each round where they had a selection)

1. Choice traded to Green Bay for Jim Taylor. (a) Choice acquired from Minnesota for Gary Cuozzo, QB. Kevin Hardy, DE, 6-5, 275, Notre Dame. 2. Choice to Los Angeles for joining scouting combine. 3. Dave Szymakowski, SE, 6-2, 198, West Texas State. 4. (a) Willie Crittendon, DT, 6-5, 275, Tulsa. (b) Choice from Dallas for Larry Stevens, DT. Dan Sartin, G, 6-2, 238, Mississippi. 5. Ronnie Lee South, QB, 6-1, 195, Arkansas. 6. Choice traded to San Francisco for Dave McCormick, T. 7. (a) Ray Phillips, G, 6-3, 245, Michigan. (b) Choice acquired from Detroit for Charles Bradshaw, T. Eugene Howard, FL, 6-0, 190, Langston (Okla.). 8. Dick Swatland, G, 6-2½, 245, Notre Dame. 9. Joe Blake, G, 6-2, 280, Tulsa. 10. Doug Robinson, DB, 6-1, 190, Iowa State. 11. Bennie Blocker, RB, 6-5, 235, South Carolina State. 12. John Beck, DB, 6-0, 185, San Diego State. 13. Kayo Trepanier, OT, 6-4, 250, Montana State. 14. Herbert Covington, RB, 6-0, 215, Memphis State. 15. Wilmer Cooks, RB, 6-2½, 228, Colorado (Did not sign). 16. Elie Ghattas, OG, 6-1, 242, Ball State (Ind.). 17. Jim Ferguson, LB, 6-4, 240, U.S.C.

1969

(Saints drafted in rounds 1 and 2, twice in rounds 4 and 5, and in 6, and 8 thru 17.)

1. Choice to San Francisco for Dave Parks, WR. (a) Choice acquired from Minnesota for Gary Cuozzo, QB. John Shimmers, G, 6-3, 255, Xavier of Ohio. 2. Choice of Baltimore for Tony Lorick, RB. (a) Choice from St. Louis for John Gilliam, WR. Richard Neal, DE, 6-3, 254, Southern. 3. Choice to Detroit for Karl Sweetan, QB. 4. Dennis Hale, S, Minnesota, 6-1½, 196. (a) Choice from Dallas for Dave Simmons, LB. Bob Hudspeth, T, 6-3½, 265, Southern Illinois. 5. Tony Kyasky, S, Syracuse, 6-4, 218. (a) Choice from New York for Gary Wood. Keith Christensen, T, Kansas, 6-4, 268. 6. Bob Miller, TE, USC, 6-4½, 250. 7. Choice to Baltimore for Gary Cuozzo, QB. 8. Jim Lawrence, WR, USC, 5-11, 185. 9. Joe Owens, LB, Alcorn A&M, 6-2½, 236. 10. McKinley Reynolds, RB, Hawaii, 6-3, 217. 11. Tommy Morel, WR, LSU, 6-1½, 194. 12. Tom Broadhead, RB, Santa Barbara State, 6-0½, 197. 13. Joe Robillard, CB, Linfield (Ore.), 6-1, 195. 14. Gary Loyd, Punt-LB, California Lutheran, 6-1, 206. 15. Bill Waller, WR, Xavier (Ohio), 5-10, 184. 16. Edd Hargett, QB, Texas A&M, 5-11, 186. 17. Chico Kurzawski, S, Northwestern, 5-10¼, 189.

THE SAINTS' ALL-TIME ROSTER (1967-1968)

Players

Abramowicz, Dan (E)—Xavier (Ohio).....	1967-68
Anderson, Dick (OT)—Ohio State.....	1967
Atkins, Doug (DE)—Tennessee.....	1967-68
Baker, Tony (RB)—Iowa State.....	1968
Barrington, Tom (RB)—Ohio State.....	1967-68
Boeke, Jim (OT)—Heidelberg.....	1968
Brewer, Johnny (LB)—Ole Miss.....	1968
Brown, Charlie (RB)—Missouri.....	1967-68
Burke, Vern (E)—Oregon State.....	1967
Burkett, Jackie (LB)—Auburn.....	1967
Burris, Bo (DB)—Houston.....	1967-68
Carr, Tom (DE)—Morgan State.....	1968
Cody, Bill (LB)—Auburn.....	1967-68
Cordileone, Lou (DT)—Clemson.....	1967-68
Cortez, Bruce (DB)—Parsons.....	1967
Cuozzo, Gary (QB)—Virginia.....	1967
Davis, Ted (LB)—Ga. Tech.....	1967-68
Douglas, John (DB)—Texas Southern.....	1967-68
Durkee, Charlie (K)—Oklahoma State.....	1967-68
Fichtner, Ross (DB)—Purdue.....	1968
Fraser, Jim (P-K)—Wisconsin.....	1968
Ferguson, Jim (LB)—Southern Cal.....	1968
Garcia, Jim (DE)—Purdue.....	1967
Gilliam, John (E)—So. Carolina State.....	1967-68
Gwinn, Ross (G)—Northwestern La. State.....	1968
Hall, Tom (E)—Minnesota.....	1967
Harvey, George (G)—Kansas.....	1967
Hart, Ben (DB)—Oklahoma.....	1967
Heidel, Jimmy (DB)—Ole Miss.....	1967
Hester, Jim (E)—North Dakota.....	1967-68
Howard, Gene (DB)—Langston.....	1968
Jones, Jerry (OT)—Bowling Green.....	1967-68
Jordan, Jimmy (RB)—Florida.....	1967
Kelley, Les (LB)—Alabama.....	1967-68
Kilmer, Bill (QB)—UCLA.....	1967-68
Kimbrough, Elbert (DB)—Northwestern.....	1968
Kramer, Kent (E)—Minnesota.....	1967
Kupp, Jake (G)—Washington.....	1967-68
Leggett, Earl (DT)—LSU.....	1967-68
Logan, Obert (DB)—Trinity (Tex.).....	1967
Lorick, Tony (RB)—Arizona State.....	1968
McCall, Don (RB)—Southern Cal.....	1967-68
McCormick, Dave (OT)—LSU.....	1967-68
McNeill, Tom (P)—Stephen F. Austin.....	1967-68
Nevett, Elijah (DB)—Clark.....	1967-68
Ogden, Ray (E)—Alabama.....	1967
Parks, Dave (E)—Texas Tech.....	1968
Poage, Ray (E)—Texas.....	1967-68
Rissmiller, Ray (OT)—Georgia.....	1967
Roberts, Walt (E)—San Jose State.....	1967
Rose, George (DB)—Auburn.....	1967
Rowe, Dave (DT)—Penn State.....	1967-68
Sandeman, Bill (OT)—Pacific.....	1967
Schmidt, Roy (G)—Long Beach State.....	1967-68
Schultz, Randy (RB)—St. Col. of Iowa.....	1967-68
Schweda, Brian (DE)—Kansas.....	1967-68
Simmons, Dave (LB)—Ga. Tech.....	1967
Simmons, Jerry (E)—Bethune-Cookman.....	1967
South, Ronny (QB)—Arkansas.....	1968
Stickles, Monty (E)—Notre Dame.....	1968
Stonebreaker, Steve (LB)—Detroit.....	1967-68
Strand, Eli (G)—Iowa State.....	1967
Sturm, Jerry (OT)—Illinois.....	1967-68
Sweetan, Karl (QB)—Wake Forest.....	1968
Szymakowski, Dave (E)—W. Texas State.....	1968
Taylor, Jim (RB)—LSU.....	1967
Tilleman, Mike (DT)—Montana.....	1967-68
Vandersea, Phil (LB)—Massachusetts.....	1967
Wendryhoski, Joe (C)—Illinois.....	1967-68
Whitsell, Dave (DB)—Indiana.....	1967-68
Whittingham, Fred (LB)—Cal Poly.....	1967-68
Wheelwright, Ernie (RB)—Southern Ill.	1967-68
Williams, Del (G)—Florida State.....	1967-68
Wood, Gary (QB)—Cornell.....	1967
Youngblood, George (DB)—L. A. State.....	1967-68

SAINTS' HONOR ROLL OF COLLEGES

Alabama 2, Arkansas 1, Arizona State 1, Auburn 3, Bethune-Cookman 1, Bowling Green 1, Cal Poly 1, Clark 1, Clemson 1, Cornell 1, Detroit 1, Florida 1, Florida State 1, Georgia 1, Georgia Tech 2, Heidelberg 1, Houston 1, Iowa State 2, Illinois 2, Indiana 1, Kansas 2, Los Angeles State 1, Long Beach State 1, Langston 1, LSU 3, Massachusetts 1, Minnesota 2, Missouri 1, Montana 1, Morgan State 1, North Dakota 1, Northwestern 1, Northwestern La. State 1, Notre Dame 1, Ohio State 2, Oklahoma 1, Oklahoma State 1, Ole Miss 2, Oregon State 1, Pacific 1, Parsons 1, Penn State 1, Purdue 2, San Jose State 1, South Carolina State 1, Southern Illinois 1, State College of Iowa 1, Southern Cal 2, Stephen F. Austin 1, Tennessee 1, Texas 1, Texas Southern 1, Texas Tech 1, Trinity (Tex.) 1, UCLA 1, Virginia 1, Wake Forest 1, Washington 1, West Texas State 1, Wisconsin 1, Xavier (Ohio) 1.

SAINTS TWO-YEAR RESULTS

REGULAR SEASON

Saints	1967 (3-11)	Opp.	Saints	1968 (4-9-1)	Opp.
13	*Los Angeles	27	10	*Cleveland	24
10	*Washington	30	37	*Washington	17
7	*Cleveland	42	20	*St. Louis	21
21	New York	27	21	New York	38
10	Dallas	14	20	*Minnesota	17
13	San Francisco	27	16	Pittsburgh	12
10	*Pittsburgh	14	17	St. Louis	31
31	*Philadelphia	24	3	*Dallas	17
10	*Dallas	27	17	Cleveland	35
21	Philadelphia	48	7	Green Bay (Mil)	29
27	*Atlanta	24	20	Detroit	20
20	St. Louis	31	17	*Chicago	23
10	Baltimore	30	17	Philadelphia	29
30	Washington	14	24	*Pittsburgh	14
233		379	246		327

*Home Game

PRE-SEASON RESULTS

1967

WON 5, Lost 1

Aug. 2 at Anaheim, Calif.—Los Angeles 16, SAINTS 7 (26,364)
 Aug. 12 at Shreveport, La.—SAINTS 23, St. Louis 14 (25,500)
 Aug. 19 at Baton Rouge, La.—SAINTS 20, Pittsburgh 17 (35,000)
 Aug. 26 at Portland, Ore.—SAINTS 24, San Francisco 10 (23,348)
 Sept. 2 at Charleston, S. C.—SAINTS 20, Miami 17 (11,214)
 Sept. 9 at New Orleans—SAINTS 27, Atlanta 14 (67,486)

1968

WON 2, Lost 4

Aug. 1 at Anaheim, Calif.—Los Angeles 21, SAINTS 17 (29,505)
 Aug. 10 at New Orleans—SAINTS 19, Boston 0 (57,152)
 Aug. 18 at Houston—Houston 24, SAINTS 23 (42,734)
 Aug. 24 at New Orleans—SAINTS 40, Cleveland 27 (70,045)
 Aug. 31 at Atlanta—Atlanta 16, SAINTS 10 (49,832)
 Sept. 6 at Shreveport, La.—Minnesota 20, SAINTS 17 (23,000)

SAINTS' ATTENDANCE

TOTAL ATTENDANCE

1967	890,405	Average—63,600
1968	884,123	Average—63,151

HOME ATTENDANCE

1967	528,242	Average—75,463
1968	519,426	Average—74,203

ROAD ATTENDANCE

1967	362,163	Average—51,738
1968	364,697	Average—52,099

LARGEST HOME CROWD

1967	83,437	vs. Dallas, 11-12 (Lost—10-27)
		vs. Atlanta, 11-26 (Won—27-24)
1968	84,728	vs. Dallas, 11-3 (Lost—3-17)

LARGEST ROAD CROWD

1967	62,670	vs. New York, 10-8 (Lost—21-27)
1968	71,025	vs. Cleveland, 11-10 (Lost—17-35)

SMALLEST HOME CROWD

1967	59,596	vs. Philadelphia, 11-5 (Won—31-24)
1968	65,941	vs. Washington, 9-22 (Won—37-17)

SMALLEST ROAD CROWD

1967	34,285	vs. San Francisco, 11-22 (Lost—13-27)
1968	32,303	vs. Pittsburgh, 10-20 (Won—16-12)

SAINTS' SERIES RECORDS vs. NFL TEAMS

	W	L	T
Atlanta	1	0	0
Baltimore	0	1	0
Chicago	0	1	0
Cleveland	0	3	0
Dallas	0	3	0
Detroit	0	0	1
Green Bay	0	1	0
Los Angeles	0	1	0
Minnesota	1	0	0
New York	0	2	0
Philadelphia	1	2	0
Pittsburgh	2	1	0
St. Louis	0	3	0
San Francisco	0	1	0
Washington	2	1	0
TOTALS	7	20	1



SAINTS' INDIVIDUAL RECORDS

Rushing

MOST ATTEMPTS (lifetime)—176

Don McCall, 1967-68 (gained 723 yards, 2.4 average)

MOST ATTEMPTS (one season)—155

Don McCall, 1968 (gained 637 yards, 4.1 average)

MOST ATTEMPTS (one game)—16

Don McCall vs. Minnesota, 10-13-68 (gained 52 yards, 3.2 average)

Don McCall vs. Washington, 9-22-68 (gained 127 yards, 8.0 average)

MOST YARDS GAINED (lifetime)—723

Don McCall, 1967-68 (176 attempts, 2.4 average)

MOST YARDS GAINED (one season)—637

Don McCall, 1968 (155 attempts, 4.1 average)

MOST YARDS GAINED (one game)—127

Don McCall vs. Washington, 9-22-68 (16 attempts, 8.0 average)

LONGEST SCORING RUN FROM SCRIMMAGE—49

Don McCall vs. Washington, 12-17-67

LONGEST NON-SCORING RUN FROM SCRIMMAGE—48

Don McCall vs. Washington, 9-22-68

BEST AVERAGE (one season)—4.1 (100 or more attempts)

Don McCall, 1968 (gained 637 yards, 155 attempts)

Passing

MOST PASSES COMPLETED (lifetime)—264

Bill Kilmer, 1967-68 (519 attempts)

MOST PASSES COMPLETED (one season)—167

Bill Kilmer, 1968 (315 attempts)

MOST PASSES COMPLETED (one game)—24

Bill Kilmer vs. New York, 10-6-68 (42 attempts)

MOST PASSES ATTEMPTED (lifetime)—519

Bill Kilmer, 1967-68 (completed 264)

MOST PASSES ATTEMPTED (one season)—315

Bill Kilmer, 1968 (completed 167)



MOST PASSES ATTEMPTED (one game)—42

Bill Kilmer vs. New York, 10-6-68 (completed 24)

MOST PASSES HAD INTERCEPTED (lifetime)—28

Bill Kilmer, 1967-68 (519 attempts)

MOST PASSES HAD INTERCEPTED (one season)—17

Bill Kilmer, 1968 (315 attempts)

MOST PASSES HAD INTERCEPTED (one game)—4

Karl Sweetan vs. Dallas, 11-3-68 (26 attempts)

Bill Kilmer vs. Chicago, 12-1-68 (32 attempts)

MOST YARDS GAINED ON PASSES (lifetime)—3401

Bill Kilmer, 1967-68 (519 attempts, 264 completions)

MOST YARDS GAINED ON PASSES (one season)—2060

Bill Kilmer, 1968 (167 completions in 315 attempts)

MOST YARDS GAINED ON PASSES (one game)—292

Bill Kilmer vs. Pittsburgh, 12-15-68 (17 completions in 36 attempts)

LONGEST TOUCHDOWN PASS—80

Bill Kilmer to Dan Abramowicz vs. Washington, 12-17-67

LONGEST NON-SCORING PASS—96

Bill Kilmer to Walt Roberts vs. Philadelphia, 11-19-67

MOST TOUCHDOWN PASSES (lifetime)—21

Bill Kilmer, 1967-68

MOST TOUCHDOWN PASSES (one season)—15

Bill Kilmer, 1968

MOST TOUCHDOWN PASSES (one game)—2

Bill Kilmer vs. Washington, 12-17-67

Bill Kilmer vs. Philadelphia, 11-19-67

Gary Cuzzo vs. New York, 10-8-67

Bill Kilmer vs. St. Louis, 10-27-68

Bill Kilmer vs. New York, 10-6-68

Bill Kilmer vs. Chicago, 12-1-68

Bill Kilmer vs. Washington, 9-22-68

Bill Kilmer vs. St. Louis, 9-29-68

Bill Kilmer vs. Pittsburgh, 12-15-68

Individual Passing (continued)

- BEST PASSING PERCENTAGE (lifetime)—.508**
Bill Kilmer, 1967-68, (264 completions in 519 attempts)
- BEST PASSING PERCENTAGE (one season)—.530**
Bill Kilmer, 1968 (167 completions in 315 attempts)
- BEST PASSING PERCENTAGE (one game)—.666**
Bill Kilmer vs. St. Louis, 9-29-68 (18 completions in 27 attempts)

Receiving

- MOST PASSES CAUGHT (lifetime)—104**
Dan Abramowicz, 1967-68
- MOST PASSES CAUGHT (one season)—54**
Dan Abramowicz, 1968
- MOST PASSES CAUGHT (one game)—12**
Dan Abramowicz vs. Pittsburgh, 10-29-67
- MOST TOUCHDOWN PASSES CAUGHT (lifetime)—13**
Dan Abramowicz, 1967-68
- MOST TOUCHDOWN PASSES CAUGHT (one season)—7**
Dan Abramowicz, 1968
- MOST TOUCHDOWN PASSES CAUGHT (one game)—2**
Dan Abramowicz vs. Washington, 12-17-67
Dan Abramowicz vs. Philadelphia, 11-19-67
Kent Kramer vs. Atlanta, 11-26-67
Dan Abramowicz vs. St. Louis, 9-29-68
- MOST YARDS GAINED RECEIVING (lifetime)—1611**
Dan Abramowicz, 1967-68 (104 catches)
- MOST YARDS GAINED RECEIVING (one season)—890**
Dan Abramowicz, 1968
- MOST YARDS GAINED RECEIVING (one game)—156**
Dan Abramowicz vs. Pittsburgh, 10-29-67 (12 catches)
- LONGEST COMPLETE PASS RECEIVED—96 (includes pass and run)**
Walt Roberts from Bill Kilmer vs. Philadelphia, 11-19-67

Scoring

- MOST POINTS (lifetime)—153**
Charlie Durkee, 1967-68 (33 field goals, 54 PAT's)
- MOST POINTS (one season)—84**
Charlie Durkee, 1968 (19 field goals, 27 PAT's)
- MOST POINTS (one game)—18**
Walt Roberts vs. Philadelphia, 11-5-67 (three touchdowns)
- MOST CONSECUTIVE GAMES SCORING—28**
Charlie Durkee—first game of 1967 through 14th game of 1968
- MOST TOUCHDOWNS (lifetime)—13**
Dan Abramowicz, 1967-68

MOST TOUCHDOWNS (one season)—7

Dan Abramowicz, 1968

MOST TOUCHDOWNS (one game)—3

Walt Roberts vs. Philadelphia, 11-5-67

MOST FIELD GOALS (lifetime)—33

Charlie Durkee, 1967-68 (69 attempts)

MOST FIELD GOALS (season)—19

Charlie Durkee, 1968 (37 attempts)

MOST FIELD GOALS (one game)—3

Charlie Durkee vs. Washington, 9-22-68 (4 attempts)

Charlie Durkee vs. Pittsburgh, 10-20-68 (3 attempts)

LONGEST FIELD GOAL—47

Charlie Durkee vs. Dallas, 10-15-67

MOST POINTS AFTER TOUCHDOWNS—(lifetime)—54

Charlie Durkee, 1967-68 (54 attempts)

MOST POINTS AFTER TOUCHDOWNS (one season)—27

Charlie Durkee, 1967, 1968

MOST POINTS AFTER TOUCHDOWNS (one game)—4

Charlie Durkee vs. Philadelphia, 11-5-67 (4 attempts)

Charlie Durkee vs. Washington, 12-17-67 (4 attempts)

Charlie Durkee vs. Washington, 9-22-68 (4 attempts)

MOST CONSECUTIVE POINTS AFTER TOUCHDOWNS—54

Charlie Durkee, 1967, 1968

Punting

MOST PUNTS (lifetime)—123

Tom McNeill, 1967-68 (42.1 average)

MOST PUNTS (one season)—74

Tom McNeill, 1967 (42.9 average)

MOST PUNTS (one game)—9

Tom McNeill vs. St. Louis, 12-3-67 (44.4 average)

BEST PUNTING AVERAGE (25 or more—one season)—42.9

Tom McNeill, 1967 (74 punts)

LONGEST PUNT—66

Tom McNeill vs. Dallas, 10-15-67

Returns, Interceptions, Recoveries

MOST PUNT RETURNS (lifetime)—22

John Gilliam, 1967-68 (73 yards)

MOST PUNT RETURNS (one season)—15

John Gilliam, 1968 (60 yards)

MOST PUNT RETURNS (one game)—4

Gene Howard vs. Cleveland, 11-10-68 (13 yards)

MOST YARDS PUNTS RETURNED (lifetime)—73

John Gilliam, 1967-68 (22 returns)

MOST YARDS PUNTS RETURNED (one season)—60

John Gilliam, 1968 (15 returns)

Charlie Brown, 1968 (8 returns)

MOST YARDS PUNTS RETURNED (one game)—48

Charlie Brown vs. Pittsburgh, 12-15-68 (3 returns)

Individual Returns (continued)

MOST KICKOFF RETURNS (lifetime)—31

John Gilliam, 1967-68 (809 yards)

MOST KICKOFF RETURNS (one season)—28

Walt Roberts, 1967 (737 yards, 26.3 average)

MOST KICKOFF RETURNS (one game)—6

Walt Roberts vs. Baltimore, 12-10-67 (123 yards)

MOST YARDS ON KICKOFF RETURNS (lifetime)—809 yards

John Gilliam, 1967-68 (31 returns)

MOST YARDS ON KICKOFF RETURNS (one season)—737

Walt Roberts, 1967 (28 returns, 26.3 average)

MOST YARDS ON KICKOFF RETURNS (one game)—172

John Gilliam vs. Los Angeles, 9-17-67 (4 returns)

MOST PASS INTERCEPTIONS (lifetime)—16

Dave Whitsell, 1967-68 (returned 228 yards)

MOST PASS INTERCEPTIONS (one season)—10

Dave Whitsell, 1967 (returned 178 yards)

MOST PASS INTERCEPTIONS (one game)—2

Dave Whitsell vs. Dallas, 10-15-67

Dave Whitsell vs. Pittsburgh, 10-29-67

MOST YARDS INTERCEPTIONS RETURNED (lifetime)—228 yards

Dave Whitsell, 1967-68 (16 returns)

MOST YARDS INTERCEPTIONS RETURNED (one game)—94

Bo Burris vs. Minnesota, 10-13-68 (1 return)

LONGEST INTERCEPTION RETURNED—94

Bo Burris vs. Minnesota, 10-13-68 (TD)

MOST OPPONENTS' FUMBLES RECOVERED (lifetime)—4

Brian Schweda, 1967-68

Bill Cody, 1967-68

MOST OPPONENTS' FUMBLES RECOVERED (one season)—3

Brian Schweda, 1968

Bill Cody, 1968

MOST OPPONENTS' FUMBLES RECOVERED (one game)—2

Dave Whitsell vs. Dallas, 11-3-68

Billy Cody vs. Cleveland, 11-10-68

Les Kelley vs. St. Louis, 10-27-68

MOST TIMES FUMBLED (lifetime)—10

Bill Kilmer, 1967-68 (recovered 4)

MOST TIMES FUMBLED (one season)—5

Bill Kilmer, 1967

Bill Kilmer, 1968

MOST TIMES FUMBLED (one game)—3

Bill Kilmer vs. St. Louis, 12-3-67

MOST YARDS ADVANCED OWN FUMBLE—28

Walt Roberts vs. Philadelphia, 11-5-67 (TD)

MOST YARDS ADVANCED OPPONENTS' FUMBLE—18

Brian Schweda vs. Cleveland, 9-15-68

LONGEST KICKOFF RETURN—94

John Gilliam vs. Los Angeles Rams, 9-17-67 (TD)

LONGEST PUNT RETURN—53

Charlie Brown vs. Pittsburgh, 12-15-68 (TD)

SAINTS' TEAM RECORDS

Ground Gaining

MOST YARDS GAINED (one season)—3862, 1968

MOST YARDS GAINED RUSHING (one season)—1527, 1968

MOST YARDS GAINED PASSING (one season)—2598, 1967

MOST YARDS GAINED (one game)—371

Saints vs. Atlanta, 11-26-67 (141 rushing, 230 passing)

MOST YARDS GAINED RUSHING (one game)—183

Saints vs. Washington, 9-22-68

MOST YARDS GAINED PASSING (one game)—258

Saints vs. Pittsburgh, 12-15-68

FEWEST YARDS GAINED (one season)—3791, 1967

FEWEST YARDS GAINED RUSHING (one season)—1193, 1967

FEWEST YARDS GAINED PASSING (one season)—2336, 1968

FEWEST YARDS GAINED (one game)—136

Saints vs. Green Bay, 11-17-68 (74 rushing, 62 passing)

FEWEST YARDS GAINED RUSHING (one game)—42

Saints vs. Dallas, 10-15-67

FEWEST YARDS GAINED PASSING (one game)—62

Saints vs. Green Bay, 11-17-68

First Downs

MOST FIRST DOWNS (one season)—224, 1968

MOST FIRST DOWNS (one game)—24

Saints vs. Atlanta, 11-26-67

FEWEST FIRST DOWNS (one season)—220, 1967

FEWEST FIRST DOWNS (one game)—10

Saints vs. Minnesota, 10-13-68

Scoring

MOST POINTS (one season)—246, 1968

MOST TOUCHDOWNS (one season)—27, 1967, 1968

MOST POINTS AFTER TOUCHDOWNS (one season)—27, 1967, 1968

MOST TOUCHDOWNS RUSHING (one season)—9, 1967

MOST TOUCHDOWNS PASSING (one season)—17, 1968

MOST FIELD GOALS (one season)—19, 1968

MOST POINTS (one game)—37

Saints 37, Washington 17, 9-22-68

MOST POINTS (one half)—23

Saints vs. Washington, 12-17-67

MOST POINTS (one quarter)—14

Saints in five games

LARGEST MARGIN OF VICTORY—20

Saints 37, Washington 17, 9-22-67

MOST TOUCHDOWNS (one game)—4

Saints vs. Philadelphia, 11-5-67

Saints vs. Washington, 12-17-67

Saints vs. Washington, 9-22-68

Team Records (continued)

MOST POINTS AFTER TOUCHDOWNS—(one game)—4

Saints vs. Philadelphia, 11-5-67
Saints vs. Washington, 12-17-67
Saints vs. Washington, 9-22-68

MOST TOUCHDOWNS RUSHING (one game)—2

Saints vs. St. Louis, 12-3-67
Saints vs. Washington, 12-17-67

MOST TOUCHDOWNS PASSING (one game)—3

Saints vs. Philadelphia, 11-19-67

MOST FIELD GOALS (one game)—3

Saints vs. Washington, 9-22-67
Saints vs. Pittsburgh, 10-20-68

MOST CONSECUTIVE GAMES SCORING—28

First game 1967 through final game 1968

FEWEST POINTS SCORED (one season)—233, 1967

LONGEST WINNING STREAK—2, 1968

Began with 20-17 win over Minnesota, 10-13-68, and ended with 31-17 loss to St. Louis, 10-27-68

LONGEST LOSING STREAK—7

First seven games of 1967

MOST POINTS SCORED IN GAME (both teams)—69

PHILADELPHIA 48, SAINTS 21, 11-19-67

Passing

MOST PASSES COMPLETED (one season)—237, 1967 (478 attempts)

MOST PASSES ATTEMPTED (one season)—478, 1967 (237 completions)

MOST PASSING PERCENTAGE (one season)—.496, 1967 (478 attempts, 237 completions)

MOST PASSES HAD INTERCEPTED (one season)—29, 1968 (439 attempts)

MOST TOUCHDOWN PASSES (one season)—17, 1968 (439 attempts)

MOST PASSES COMPLETED (one game)—24

Saints vs. New York, 10-6-68 (42 attempts)

MOST PASSES ATTEMPTED (one game)—42

Saints vs. New York, 10-6-68 (24 completions)

FEWEST PASSES COMPLETED (one season)—210, 1968 (439 attempts)

FEWEST PASSES ATTEMPTED (one season)—439, 1968 (237 completions)

LOWEST PASSING PERCENTAGE (one season)—.478, 1968 (439 attempts, 210 completions)

FEWEST PASSES COMPLETED (one game)—8 (36 attempts)

Saints vs. Green Bay, 11-17-68

FEWEST PASSES ATTEMPTED (one game)—20 (9 completions)

Saints vs. Minnesota, 10-13-68

MOST PASSES HAD INTERCEPTED (one game)—4

Saints vs. Cleveland, 10-1-67
Saints vs. Dallas, 11-3-68
Saints vs. Chicago, 12-1-68

FEWEST PASSES HAD INTERCEPTED (one season)—23, 1967 (478 attempts)

Interceptions

BEST PERCENTAGE OF INTERCEPTIONS (one season)—5.3, 1967

MOST PASSES INTERCEPTED (one season)—22, 1967

FEWEST PASSES INTERCEPTED (one season)—16, 1968

MOST YARDS INTERCEPTIONS RETURNED (one season)—333, 1967 (22 returns)

MOST PASSES INTERCEPTED (one game)—4

Saints vs. Pittsburgh, 10-29-67

MOST YARDS INTERCEPTIONS RETURNED (one game)—126

Saints vs. Minnesota, 10-13-68 (2 interceptions)

Fumbles

MOST FUMBLES (one season)—21, 1967

MOST FUMBLES (one game)—4

Saints vs. Philadelphia, 11-19-67
Saints vs. St. Louis, 12-3-67
Saints vs. Minnesota, 10-13-68

FEWEST FUMBLES (one season)—19, 1968

MOST OPPONENTS' FUMBLES RECOVERED (one season)—26, 1968

MOST OPPONENTS' FUMBLES RECOVERED (one game)—5

Saints vs. Dallas, 11-3-68

Punting

MOST PUNTS (one season)—75, 1968

MOST PUNTS (one game)—9

Saints vs. St. Louis, 12-3-67

FEWEST PUNTS (one season)—74, 1967

FEWEST PUNTS (one game)—1

Saints vs. Atlanta, 11-26-67

Penalties

MOST PENALTIES (one season)—82, 1968 (843 yards)

MOST YARDS PENALIZED (one season)—843, 1968 (82 penalties)

MOST PENALTIES (one game)—12 (142 yards)

Saints vs. New York, 10-6-68

MOST YARDS PENALIZED (one game)—142

Saints vs. New York, 10-6-68 (12 penalties)

FEWEST PENALTIES (one season)—(76 penalties)—1967 for 795 yards

FEWEST YARDS PENALIZED (one season)—795 (76 penalties)

FEWEST PENALTIES (one game)—1 (5 yards)

Saints vs. Philadelphia, 11-5-67 (1 penalty)

FEWEST YARDS PENALIZED (one game)—5 (1 penalty)

Saints vs. Philadelphia, 11-5-67

Team Records (continued)

Defense

MOST POINTS ALLOWED (one season)—379, 1967
MOST POINTS ALLOWED (one game)—48
Philadelphia 48, Saints 21, 11-19-67
MOST POINTS ALLOWED (one half)—31
Saints vs. Philadelphia, 11-19-67
MOST POINTS ALLOWED (one quarter)—28
Saints vs. Philadelphia, 11-19-67
FEWEST POINTS ALLOWED (one season)—327, 1968
FEWEST POINTS ALLOWED (one game)—12
Saints 16, Pittsburgh 12, 10-20-68
MOST YARDS ALLOWED (one season)—4928, 1967
MOST YARDS ALLOWED (one game)—535
Saints vs. New York, 10-8-67
FEWEST YARDS ALLOWED (one season)—4291, 1968
FEWEST YARDS ALLOWED (one game)—190
Saints vs. Minnesota, 10-13-68
MOST YARDS ALLOWED RUSHING (one season)—2105, 1968
MOST YARDS ALLOWED RUSHING (one game)—222
Saints vs. Cleveland, 11-10-68
FEWEST YARDS ALLOWED RUSHING (one season)—2092, 1967
FEWEST YARDS ALLOWED RUSHING (one game)—58
Saints vs. Washington, 12-17-67
MOST YARDS ALLOWED PASSING (one season)—2836, 1967
MOST YARDS ALLOWED PASSING (one game)—348
Saints vs. New York, 10-8-67
FEWEST YARDS ALLOWED PASSING (one season)—2186, 1968
FEWEST YARDS ALLOWED PASSING (one game)—46
Saints vs. Chicago, 12-1-68
MOST TIMES TACKLED OPPONENTS' PASSER (one season)—34, 1968
MOST YARDS LOST BY OPPONENTS' PASSER (one season)—297, 1968
GREATEST MARGIN OF DEFEAT—35
Cleveland 42, Saints 7, 10-1-67

TEAM RECORDS — SINGLE GAME OFFENSE

SCORING

Most Points Scored

37 vs. Washington (17) 9-22-68
31 vs. Philadelphia (24) 11-5-67
27 vs. Atlanta (24) 11-26-67

Largest Margin of Victory

20 vs. Washington 9-22-68
16 at Washington 12-17-67
10 vs. Pittsburgh 12-15-68

Most Points One Half

23, Second Half at Washington 12-17-67
21, First Half vs. Pittsburgh 12-15-68
20, First Half vs. Washington 9-22-68

Most Points One Quarter

14 in Five Games

TOTAL OFFENSE

Most Total Plays

78 at Cleveland 11-10-68
69 at Philadelphia 12-8-68
67 in Three Games

Most Yards Total Offense

371 vs. Atlanta 11-26-67 (141 Rush, 230 Pass)
366 vs. Washington 9-22-68 (183 Rush, 183 Pass)
364 at Washington 12-17-67 (116 Rush, 248 Pass)

Highest Average Gain Per Carry

6.3 at Washington 12-17-67
5.7 vs. Washington 9-22-68
5.5 vs. Atlanta 11-26-67

RUSHING OFFENSE

Most Rushes

36 at Detroit 11-24-68
35 vs. Philadelphia 11-5-67
34 in Two Games

Most Yards Rushing

183 vs. Washington 9-22-68
161 at Cleveland 11-10-68
141 vs. Atlanta 11-26-67

Best Average Gain Per Rush

5.7 vs. Los Angeles 9-17-67
5.7 vs. Washington 9-22-68
5.6 vs. Atlanta 11-26-67

FORWARD PASSING OFFENSE

Most Passes Attempted

43 at St. Louis 12-3-67 (17 Comp.)
43 at Cleveland 11-10-68 (15 Comp.)
42 at New York 10-6-68 (24 Comp.)

Most Passes Completed

24 at New York 10-6-68 (42 Att.)
20 at Dallas 10-15-67 (40 Att.)
20 at Philadelphia 12-8-68 (34 Att.)

Most Passes Had Intercepted

4 vs. Cleveland 10-1-67
4 vs. Dallas 11-3-68
4 vs. Chicago 12-1-68

Most Yards Passing (net)

258 vs. Pittsburgh 12-15-68 (18 of 37)
248 at Washington 12-17-67 (17 of 28)
237 at Philadelphia 11-19-67 (16 of 33)

Team Records (continued)

Best Completion Percentage

(10 or more passes)

- .678 vs. St. Louis 9-29-68 (19 of 28)
- .607 at Washington 12-17-67 (17 of 28)
- .576 vs. Washington 9-22-68 (15 of 26)

Most TD Passes

- 3 at Philadelphia 11-19-67
- 2 in 10 games

Most Times N. O. Passers Thrown for Losses

- 7 vs. Pittsburgh 12-15-68
- 6 in two games

Most Yards Lost Attempting to Pass

- 55 at St. Louis 12-3-67
- 48 vs. Washington 9-24-67
- 42 vs. Pittsburgh 12-15-68

FIRST DOWNS

Most First Downs

- 24 vs. Atlanta 11-26-67 (9 Rush, 13 Pass, 2 Penalty)
- 23 at New York 10-6-68 (7 Rush, 13 Pass, 3 Penalty)
- 21 at Philadelphia 12-8-68 (10 Rush, 10 Pass, 1 Penalty)

Most First Downs Rushing

- 10 at Philadelphia 12-8-68
- 9 vs. Atlanta 11-26-67
- 9 at Detroit 11-24-68

Most First Downs Passing

- 13 vs. Atlanta 11-26-67
- 13 at New York 9-6-68
- 12 in three games

Most First Downs Penalties

- 5 vs. Chicago 12-1-68
- 3 at New York 10-6-68

PUNT RETURNS

Most Punt Returns

- 5 at Cleveland 11-10-68 (13 yards)
- 4 vs. Minnesota 10-13-68 (4 yards)
- 4 vs. Pittsburgh 12-15-68 (45 yards)
- 4 vs. Dallas 11-3-68 (14 yards)

Most Yards Punt Returns

- 45 vs. Pittsburgh 12-15-68 (4 Returns)
- 38 vs. Minnesota 10-13-68 (4 Returns)
- 24 at Baltimore 12-10-67 (2 Returns)

KICKOFF RETURNS

Most Kickoff Returns

- 9 at Philadelphia 11-19-67 (231 yards)
- 7 at Baltimore 12-10-67 (148 yards)
- 6 in six games

Most Yards Kickoff Returns

- 231 at Philadelphia 11-19-67 (9 Returns)
- 189 vs. Philadelphia 11-5-67 (5 Returns)
- 172 vs. Los Angeles 9-17-67 (4 Returns)

FUMBLES

Most Fumbles

- 4 at Philadelphia 11-19-67
- 4 at St. Louis 12-3-67
- 4 vs. Minnesota 10-13-68
- 3 in two games

Most Fumbles Lost

- 4 vs. Minnesota 10-13-68
- 3 at Philadelphia 11-19-67
- 3 vs. Atlanta 11-26-67

PENALTIES

Most Penalties

- 12 at New York 10-6-68 (142 yards)
- 9 at St. Louis 12-3-67 (80 yards)
- 8 in seven games

Most Yards Penalized

- 142 at New York 10-6-68
- 100 at Dallas 10-15-67
- 80 vs. Dallas 11-12-67

Fewest Yards Penalized

- 5 vs. Philadelphia 11-5-67
- 24 vs. Cleveland 9-15-68
- 27 vs. Green Bay at Milwaukee 11-17-68

Fewest Penalties

- 1 vs. Philadelphia 11-5-67 (5 yards)
- 2 at Philadelphia 11-19-67 (47 yards)
- 2 vs. Cleveland 9-15-68 (24 yards)
- 3 in four games

POOREST OFFENSE RECORDS

Fewest Yards, Total Offense

- 136 vs. Green Bay at Milwaukee 11-17-68 (74 Rush, 62 Pass)
- 200 at San Francisco 10-22-67 (72 Rush, 128 Pass)
- 207 in two games

Fewest Yards, Rushing Offense

- 42 at Dallas 10-15-67
- 43 vs. Dallas 11-12-67
- 59 vs. Dallas 11-3-68

Fewest Yards, Passing Offense

- 62 at Green Bay 11-17-68
- 86 vs. Minnesota 10-13-68
- 123 in two games

Fewest First Downs

- 10 vs. Minnesota 10-13-68
- 11 vs. Green Bay at Milwaukee 11-17-68
- 12 in two games

Team Records (continued)

SINGLE GAME DEFENSE

TOTAL DEFENSE

Fewest Plays Allowed

45 at Philadelphia 12-8-68
50 at St. Louis 10-27-68
51 in two games

Fewest Yards Allowed

190 vs. Minnesota 10-13-68
219 vs. St. Louis 9-29-68
228 vs. Washington 9-22-68

Lowest Yield Per Play

2.7 vs. Minnesota 10-13-68
3.4 at Dallas 10-16-67
3.5 vs. Dallas 11-12-67

RUSHING DEFENSE

Fewest Rushes Allowed

18 at Washington 12-17-67 (58 yards)
22 vs. Washington 9-22-68 (81 yards)
25 in three games

Fewest Yards Allowed

58 at Washington 12-17-67
81 vs. Washington 9-22-68
85 at Detroit 11-24-68

Lowest Yield Per Rush

3.1 at New York 10-6-68
3.2 at Washington 12-17-67
3.4 at Detroit 11-24-68

FORWARD PASSING DEFENSE

Fewest Attempts by Opponents

18 at Philadelphia 12-8-68 (10 Comp.)
19 at St. Louis 12-3-67 (8 Comp.)
20 in five games

Fewest Completions by Opponents

5 vs. Chicago 12-1-68 (20 Att.)
8 at St. Louis 12-3-67 (19 Att.)
8 at Pittsburgh 10-20-68 (20 Att.)
9 in three games.

Fewest Yards Passing Allowed

46 vs. Chicago 12-1-68
51 vs. Minnesota 10-13-68
86 vs. Atlanta 11-26-67

Lowest Pct. Opponents' Passes Completed

.250 vs. Chicago 12-1-68 (5 of 20)
.321 vs. Minnesota 10-13-68 (9 of 28)
.341 vs. St. Louis 9-29-68 (11 of 32)

Most Opponents Passes Intercepted

4 vs. Pittsburgh 10-29-67 (51 yds. returned)
3 in four games

Most Yards Interceptions Returned

126 vs. Minnesota 10-13-68 (2 Interceptions)
63 vs. Cleveland 10-1-67 (3 Interceptions)
51 vs. Pittsburgh 10-29-67 (4 Interceptions)

Most Times Opponents' Passers Thrown

5 vs. Green Bay (Milwaukee) 11-17-68 (-51 yds.)
5 vs. Dallas 11-3-68 (-32 yds.)
4 in three games

Most Yards Lost by Opp. Attempting to Pass

51 at Green Bay 11-17-68
40 vs. St. Louis 10-6-68
37 vs. Washington 9-22-68

FIRST DOWNS

Fewest Allowed

12 at St. Louis, 12-3-67 (8 Rush, 2 Pass, 2 Penalty)
12 vs. Washington 9-22-68 (2 Rush, 9 Pass, 1 Penalty)
14 vs. St. Louis 9-29-68 (4 Rush, 8 Pass, 2 Penalty)

FUMBLES

Most Opponent Fumbles

6 at St. Louis 10-27-68
5 vs. Dallas 11-3-68
4 in two games

Most Opponent's Fumbles recovered by N. O.

5 vs. Dallas 11-3-68
3 at Cleveland 11-10-68
3 vs. Chicago 12-1-68

PENALTIES

Most Yards Opponent Penalized

123 vs. Chicago 12-1-68 (13 Penalties)
97 at New York 10-6-68 (8 Penalties)
97 vs. St. Louis 9-29-68 (6 Penalties)

Fewest Yards Opponents Penalized

6 at Baltimore 12-10-67 (2 Penalties)
6 at Pittsburgh 10-20-68 (1 Penalty)
8 vs. Pittsburgh 12-15-68 (1 Penalty)

SCORING

Fewest Points Allowed

12 at Pittsburgh 10-20-68
14 in four games

PUNTING

Lowest Punting Average by Opponent (Four or more)

29.2 vs. Philadelphia 11-5-67 (5 for 146 yds.)
34.5 vs. Chicago 12-1-68 (6 for 207 yds.)
35.6 at Dallas 10-15-67 (5 for 164 yds.)

SAINTS INDIVIDUAL RECORDS — GAME AND SINGLE PLAY

TOTAL OFFENSE

Most Rushing and Passing Plays

- 46, Bill Kilmer at New York 10-6-68
- 45, Bill Kilmer vs. Los Angeles 9-17-67
- 37, Gary Cuzzo vs. Pittsburgh 10-29-67

Most Total Yards

(does not include yds. lost att. to pass)

- 292—Bill Kilmer vs. Pittsburgh 12-15-68 (0 Rush, 292 Pass)
- 274—Bill Kilmer at Washington 12-17-67 (12 Rush, 262 Pass)
- 265—Bill Kilmer vs. Los Angeles 9-17-67 (65 Rush, 200 Pass)

Best Average Gain Per Play

(10 or More Plays)

- 13.0—Bill Kilmer at Philadelphia 11-19-67 (12-156)
- 10.5—Bill Kilmer at Washington 12-17-67 (26-274)
- 8.5—Bill Kilmer vs. Washington 9-22-68 (22-188)

Most Yards Advanced

(Rush, Pass Rec., Punt Ret., KO Ret.,)

- 292, Bill Kilmer vs. Pittsburgh 12-15-68 (0 Rush, 292 Pass)
- 274, Bill Kilmer at Washington 12-17-67 (12 Rush, 262 Pass)
- 265, Bill Kilmer vs. Los Angeles 9-17-67 (65 Rush, 200 Pass)

RUSHING

Most Times Carried

- 16, Don McCall vs. Minnesota 10-13-68
- 16, Don McCall vs. Washington 9-22-68
- 15, five players

Most Yards Gained

- 127, Don McCall vs. Washington 9-22-68
- 73, Tony Lorick at St. Louis 10-27-68
- 65, Bill Kilmer vs. Los Angeles 9-17-67

Best Average Gain

(8 or more)

- 8.0, Don McCall vs. Washington, 9-22-68
- 6.1, Tony Lorick vs. Chicago, 12-1-68
- 5.8, Don McCall vs. Pittsburgh, 12-15-68

Longest Scoring Rush

- 49, Don McCall at Washington, 12-17-67
- 22, Randy Schultz vs. Atlanta, 11-26-67

Longest Non-Scoring Rush

- 48, Don McCall vs. Washington, 9-22-68
- 36, Tony Lorick at St. Louis, 10-27-68
- 31, Bill Kilmer vs. Los Angeles, 9-17-67

PASSING

Most Passes Att.

- 42, Bill Kilmer at New York 10-6-68 (24 Comp.)
- 40, Bill Kilmer vs. Los Angeles 9-17-67 (19 Comp.)
- 36, Bill Kilmer vs. Pittsburgh 12-15-68 (17 Comp.)

Most Passes Comp.

- 24, Bill Kilmer at New York 10-6-68 (42 Att.)
- 19, in three games

Most Yards Gained

- 292, Bill Kilmer vs. Pittsburgh 12-15-68
- 262, Bill Kilmer at Washington 12-17-67
- 236, Gary Cuzzo vs. Pittsburgh 10-29-67

Best Comp. Percentage

(10 or more att.)

- .666, Bill Kilmer vs. St. Louis 9-29-68 (18 of 27)
- .590, Bill Kilmer vs. Washington 9-22-68 (13 of 22)
- .583, in three games

Most Times Thrown Att. To Pass

- 7, Bill Kilmer vs. Pittsburgh 12-15-68
- 5, Bill Kilmer vs. Washington 9-24-67

Most Yards Lost Att. To Pass

- 42, Bill Kilmer vs. Pittsburgh 12-15-68
- 40, Bill Kilmer vs. Washington 9-24-67
- 31, in two games

Longest Scoring Pass

- 80, Bill Kilmer to Dan Abramowicz at Washington 12-17-67
- 49, Gary Cuzzo to Walt Roberts vs. Philadelphia 11-5-67
- 47, in two games

Longest Non-Scoring Pass

- 96, Bill Kilmer to Walt Roberts at Philadelphia 11-19-67
- 65, Bill Kilmer to Ray Poage vs. Washington 9-24-67
- 51, Bill Kilmer to Jim Hester vs. Washington 9-22-68

Most Touchdown Passes

- 2, by Cuzzo in one game, Kilmer in eight games

Most Passes Had Intercepted

- 4, Karl Sweetan vs. Dallas 11-3-68
- 4, Bill Kilmer vs. Chicago 12-1-68
- 3, Kilmer four games, Cuzzo one game, Sweetan one game

PASS RECEIVING

Most Pass Receptions

- 12, Dan Abramowicz vs. Pittsburgh 10-29-67 (156 yards)
- 8, Dan Abramowicz at New York 10-6-68 (101 yards)
- 8, John Gilliam vs. Cleveland 10-1-67 (77 yards)

Most Yards Receptions

- 156, Dan Abramowicz vs. Pittsburgh 10-29-67 (12 catches)
- 144, Dan Abramowicz at Washington 12-17-67 (7 catches)
- 109, Walt Roberts at Philadelphia 11-19-67 (2 catches)

Most Touchdown Receptions

- 2, Dan Abramowicz at Washington 12-17-67
- 2, Dan Abramowicz at Philadelphia 11-19-67
- 2, Kent Kramer vs. Atlanta 11-26-67
- 2, Dan Abramowicz vs. St. Louis 9-29-68

Individual Records (continued)

PUNTING

Most Punts

9, Tom McNeill at St. Louis 12-3-67
7 in eight games

Best Average

(4 or more)

47.0, Tom McNeill at Dallas 10-15-67 (7 punts)
46.0, McNeill in two games

Longest Punts

66, Tom McNeill at Dallas 10-15-67
59, Tom McNeill vs. Dallas 11-12-67
58, Tom McNeill in two games

PUNT RETURNS

Most Punt Returns

4, Gene Howard at Cleveland 11-10-68
3, five times

Most Yards Punt Returns

48, Charlie Brown vs. Pittsburgh 12-15-68
38, John Gilliam vs. Minnesota 10-13-68
20, Gene Howard vs. Dallas 11-3-68

Longest Punt Return

53, Charlie Brown vs. Pittsburgh 12-15-68 (TD)
21, John Gilliam vs. Minnesota 10-13-68
13, Charlie Brown at Baltimore 12-10-67

Most Fair Catches

3, Walt Roberts at St. Louis 12-3-67
3, John Gilliam at New York 10-6-68
2, five times

Most Punts Returned For Touchdown

1, Charlie Brown vs. Pittsburgh 12-15-68

KICKOFF RETURNS

Most Kickoff Returns

6, Walt Roberts at Baltimore, 12-10-67
5, Walt Roberts at Philadelphia 11-19-67
4, three times

Most Yards Kickoff Returns

172, John Gilliam vs. Los Angeles 9-17-67
123, Walt Roberts at Baltimore 12-10-67
120, Gene Howard at New York 10-6-68

Longest Kickoff Return

94, John Gilliam vs. Los Angeles 9-17-67 (TD)
91, Walt Roberts vs. Philadelphia 11-5-67 (TD)
68, twice

Most Kickoffs Returned For TD

1, John Gilliam vs. Los Angeles 9-17-67
1, Walt Roberts vs. Philadelphia 11-5-67

INTERCEPTION RETURNS

Most Interceptions

2, Dave Whitsell at Dallas 10-15-67
2, Dave Whitsell vs. Pittsburgh 10-29-67

Longest Interception Return

94, Bo Burris vs. Minnesota 10-13-68 (TD)
41, Dave Whitsell vs. Philadelphia 11-5-67 (TD)
35, Gene Howard vs. Dallas 11-3-68

Most Interceptions Returned for TD

1, Dave Whitsell at Dallas 10-5-67
1, Dave Whitsell vs. Philadelphia 11-5-67
1, Bo Burris vs. Minnesota 10-13-68

FUMBLES

Most Times Player Fumbles

3, Bill Kilmer at St. Louis 12-3-67
2, three times

Most Opp. Fumbles Recovered

2, Dave Whitsell vs. Dallas 11-3-68
2, Bill Cody at Cleveland 11-10-68
2, Les Kelley at St. Louis 10-27-68

Most Times Fumbled, Lost Ball

2, Ernie Wheelwright at Philadelphia 11-19-67

Most Yards Advanced Own Fumble

28, Walt Roberts vs. Philadelphia 11-5-67 (TD)

Most Yards Advanced Opp. Fumble

18, Brian Schweda vs. Cleveland 9-15-68

SCORING

Most Touchdowns

3, Walt Robert vs. Philadelphia 11-5-67
2, five times

Most PATs Att. and Comp.

4, Charlie Durkee vs. Philadelphia 11-5-67
4, Charlie Durkee vs. Washington 12-17-67
4, Charlie Durkee vs. Washington 9-22-68

Most Field Goals Att.

4, Charlie Durkee vs. Washington 9-24-67 (made 1)
4, Charlie Durkee vs. Pittsburgh 10-29-67 (made 1)
4, Charlie Durkee vs. Washington 9-22-68 (made 3)
4, Charlie Durkee vs. St. Louis 9-29-68 (made 2)

Most Field Goals Made

3, Charlie Durkee vs. Washington 9-22-68
3, Charlie Durkee vs. Pittsburgh 10-20-68

Longest Field Goal

47, Charlie Durkee at Dallas 10-15-67
44, Charlie Durkee vs. Los Angeles 9-17-67
42, Durkee twice

Most Points

18, Walt Roberts vs. Philadelphia 11-5-67
12, Six Times

OPPONENTS' TEAM RECORDS

SCORING

Most Points Scored
 48, at Philadelphia, 11-19-67
 42, at Cleveland 10-1-67
 38, at New York 10-6-68

TOTAL OFFENSE

Most Rushing & Passing Plays
 75, Cleveland 10-1-67
 74, at San Francisco 10-22-67
 73, twice

Most Yards, Total Offense
 535, at New York 10-8-67
 467, at Cleveland 11-10-68
 462, Los Angeles 9-17-67

Best Average Gain
 7.8, at Cleveland 11-10-68
 7.8, at St. Louis 10-27-68
 7.3, at New York 10-8-67

RUSHING OFFENSE

Most Rushes
 45, Cleveland 10-1-67
 45, at New York 10-8-67
 45, Chicago 12-1-68

Most Yards Rushing
 222, at Cleveland 11-10-68
 213, Chicago 12-1-68
 202, Dallas 10-15-67

Best Average Gain
 6.3, at Cleveland 11-10-67
 6.1, vs. Dallas 11-3-68
 6.0, twice

PASSING OFFENSE

Most Attempts
 49, at Washington 12-17-67
 41, at Detroit 11-24-68
 40, at San Francisco 10-22-67

Most Completions
 26, at Washington 12-17-67
 21, at Philadelphia 11-19-67
 20, at San Francisco 10-22-67

Most Had Intercepted
 4, Pittsburgh 10-29-67
 3, four times

Most Yards Gained
 348, at New York 10-8-67
 331, at Philadelphia 11-19-67
 292, Los Angeles 9-17-67

Best Percentage

.650 Washington 9-24-67
 (13 of 20)
 .643 at New York 10-8-67
 (18 of 28)
 .618 at Philadelphia 11-19-67
 (21 of 34)

Most Touchdowns

5, at Philadelphia 11-19-67
 4, at Cleveland, 11-10-68
 3, four times

FIRST DOWNS

Most First Downs
 28, at New York 10-8-67
 23, Los Angeles 9-17-67
 23, Cleveland 10-1-67

Most Rushing
 13, at New York 10-8-67
 12, Cleveland 10-1-67
 12, Atlanta 11-26-67

Most Passing
 18, at Philadelphia 11-19-67
 14, at Washington 12-17-67
 13, three times

Most Penalties
 5, at New York 10-6-68
 3, three times

PUNTING

Most Punts
 7, at San Francisco 10-22-67
 6, eight times

Best Average
 53.4, Dallas 11-3-68
 47.7, Green Bay at Milwaukee
 11-10-68
 46.8, at Baltimore 12-10-67

PUNT RETURNS

Most Returns
 7, at Cleveland 11-10-68
 6, at St. Louis 12-3-67
 5, twice

Most Yards Returned
 143, St. Louis 9-29-68
 77, at St. Louis 12-3-67
 64, at Dallas 10-15-67

KICKOFF RETURNS

Most Returns
 8, Washington 9-22-68
 5, nine times

Most Yards Returned
 190, at San Francisco 10-22-67
 140, Washington 9-22-68
 122, Minnesota 10-13-68

FUMBLES

Most Fumbles
 6, at St. Louis 10-27-68
 5, Dallas 11-3-68
 4, Twice

Most Fumbles Lost to New Orleans
 5, Dallas 11-3-68
 3, at Cleveland 11-10-68
 3, Chicago 12-1-68

PENALTIES

Most Penalties
 13, Chicago 12-1-68
 11, at New York 10-8-67
 8, three times

Most Yards Penalized
 123, Chicago 12-1-68
 97, at New York 10-6-68
 97, St. Louis 9-29-68

Fewest Yards
 6, at Baltimore 12-10-67
 6, at Pittsburgh 10-20-68
 8, Pittsburgh 12-15-68

POOREST OFFENSE

Fewest Yards Total Offense
 190, Minnesota 10-13-68
 219, St. Louis 9-29-68
 228, Washington 9-22-68

Fewest Yards Rushing
 58, at Washington 12-17-67
 81, Washington 9-22-68
 85, at Detroit 11-24-68

Fewest Yards Passing
 46, Chicago 12-1-68
 51, Minnesota 10-13-68
 58, at Washington 12-17-67

Fewest First Downs
 12, at St. Louis 12-3-67
 12, Washington 9-22-68
 14, St. Louis 9-29-68



OPPONENTS' INDIVIDUAL RECORDS

TOTAL OFFENSE

Most Total Plays

- 42, John Brodie, San Francisco 10-22-67
- 41, Bill Munson, Detroit 11-24-68
- 40, Roman Gabriel, Los Angeles 9-17-67

Most Yards Gained

- 389, Fran Tarkenton, New York, 10-8-67
- 315, Roman Gabriel, Los Angeles, 9-17-67
- 309, Norm Snead, Philadelphia, 11-19-67

Best Average

(10 or More)

- 11.7, Bart Starr, Green Bay, 11-17-68
- 11.4, Norm Snead, Philadelphia, 11-19-67
- 11.2, Dick Hoak, Pittsburgh, 10-20-68

RUSHING

Most Rushes

- 21, Johnny Roland, St. Louis, 12-3-67
- 21, Brian Piccolo, Chicago, 12-1-68
- 20, twice

Most Yards Gained

- 166, Dick Hoak, Pittsburgh, 10-20-68
- 123, Leroy Kelly, Cleveland, 11-10-68
- 122, Tom Woodeshick, Philadelphia, 12-8-68

Best Avg. Per Rush

(8 or more carries)

- 10.8, Don Shy, Pittsburgh, 10-29-67
- 10.4, Dick Hoak, Pittsburgh, 10-20-68
- 8.8, Charlie Harraway, Cleveland, 11-10-68

Longest Scoring Run

- 77, Dick Hoak, Pittsburgh, 10-20-68
- 56, Frank Clarke, Dallas, 11-12-67
- 54, Johnny Roland, St. Louis, 12-3-67

Longest Non-Scoring Run

- 65, Leroy Kelly, Cleveland, 11-10-68
- 43, Dave Williams, St. Louis, 9-29-68
- 41, Cid Edwards, St. Louis, 10-27-68

PASSING

Most Attempts

- 41, Bill Munson, Detroit, 11-24-68
- 38, John Brodie, San Francisco, 10-22-67
- 38, Sonny Jurgensen, Washington, 12-17-67

Most Completions

- 20, John Brodie, San Francisco, 10-22-67
- 19, Norm Snead, Philadelphia, 11-5-67
- 19, Norm Snead, Philadelphia, 11-19-67
- 19, Sonny Jurgensen, Washington, 12-17-67

Most Had Intercepted

- 4, Kent Nix, Pittsburgh, 10-29-67
- 3, Jim Hart, St. Louis, 12-3-67
- 3, Bill Nelsen, Cleveland, 11-10-68

Most Yards Gained

- 348, Fran Tarkenton, New York, 10-8-67
- 309, Norm Snead, Philadelphia, 11-19-67
- 302, Roman Gabriel, Los Angeles, 9-17-67

Best Percentage

- .704, Norm Snead, Philadelphia, 11-19-67 (19 of 27)
- .643, Sonny Jurgensen, Washington, 9-24-67 (9 of 14)
- .642, Bart Starr, Green Bay, 11-17-68 (11 of 17)

Most Touchdowns

- 4, Norm Snead, Philadelphia, 11-19-67
- 4, Bill Nelsen, Cleveland, 10-10-68
- 3, four times

Longest Scoring Pass

- 76, Jim Hart to Jackie Smith, St. Louis, 12-3-67
- 68, Bill Nelsen to Leroy Kelly, Cleveland, 11-10-68
- 65, Jim Hart to Jackie Smith, St. Louis, 10-27-68

Longest Non-Scoring Pass

- 59, Norm Snead to Ben Hawkins, Philadelphia 11-19-67
- 56, Sonny Jurgensen to Steve Thurlow, Washington 9-22-68
- 54, Fran Tarkenton to Homer Jones, New York, 10-6-68

PASS RECEIVING

Most Receptions

- 8, Charley Taylor, Washington, 12-17-67
- 8, Carroll Dale, Green Bay, 11-17-68
- 6, four times

Most Yards

- 161, Carroll Dale, Green Bay, 11-17-68
- 147, Jackie Smith, St. Louis, 10-27-68
- 139, Roy Jefferson, Pittsburgh, 12-15-68

Most Touchdowns

- 2, Paul Warfield, Cleveland, 10-1-67
- 2, Ben Hawkins, Philadelphia, 11-19-67
- 2, Jackie Smith, St. Louis, 12-3-67
- 2, Leroy Kelly, Cleveland, 11-10-68
- 2, Bob Hayes, Dallas, 11-3-68
- 2, Austin Denney, Chicago, 12-1-68

PUNTING

Most Punts

- 7, Steve Spurrier, San Francisco, 10-22-67
- 6, eight times

Best Average

(5 or more)

- 53.4, Ron Widby, Dallas, 11-3-68
- 46.8, David Lee, Baltimore, 12-10-67
- 46.5, Bobby Walden, Pittsburgh, 10-20-68

Longest Punt

- 84, Ron Widby, Dallas, 11-3-68
- 68, David Lee, Baltimore, 12-10-67
- 65, Donny Anderson, Green Bay, 11-17-68

Opponents' Records (continued)

PUNT RETURNS

Most Returns

- 4, Phil Spiller, St. Louis, 12-3-67
- 3, four times

Most Yards Returned

- 143, Chuck Latourette, St. Louis, 9-29-68
- 60, Phil Spiller, St. Louis, 12-3-67
- 35, Lance Rentzel, Dallas, 10-15-67

Longest Return

- 86, Chuck Latourette, St. Louis, 9-29-68 (TD)
- 45, Chuck Latourette, St. Louis, 9-29-68
- 29, Phil Spiller, St. Louis, 12-3-67

KICKOFF RETURNS

Most Kickoff Returns

- 5, John Love, Washington, 12-17-67
- 4, five times

Most Yards Returned

- 159, Doug Cunningham, San Francisco, 10-22-67
- 99, three times

Longest Return

- 94, Doug Cunningham, San Francisco, 10-22-67
- 59, Chuck Latourette, St. Louis, 10-27-68
- 56, Clarence Childs, Chicago, 12-1-68

INTERCEPTIONS

Most Interceptions

- 2, Alvin Haymond, Baltimore, 12-10-67
- 2, Bob Bryant, Minnesota, 10-13-68

Most Yards Returned

- 93, Ross Fichtner, Cleveland, 10-1-67
- 60, Bob Bryant, Minnesota, 10-13-68
- 35, Willie Wood, Green Bay, 11-17-68

Longest Return

- *88, Ross Fichtner, Cleveland, 10-1-67
- 51, Bob Bryant, Minnesota, 10-13-68 (TD)
- 35, Willie Wood, Green Bay, 11-17-68
- *Lateral from Erich Barnes

SCORING

Most Touchdowns

- 3, Ray McDonald, Washington, 9-24-67
- 3, Leroy Kelly, Cleveland, 11-10-68
- 2, nine times

Most Field Goals

- 3, Mac Percival, Chicago, 12-1-68
- 2, four times

Longest Field Goal

- 50, Tommy Davis, San Francisco, 10-22-67
- 50, Mac Percival, Chicago, 12-1-68
- 49, Pete Gogolak, New York, 10-6-68

Most Points

- 18, Ray McDonald, Washington, 9-24-67
- 18, Leroy Kelly, Cleveland, 11-10-68
- 12, 10 times

TOP INDIVIDUAL PERFORMANCES VS. SAINTS

MOST YARDS RUSHING—166

Dick Hoak, Pittsburgh, 10-20-68 (16 attempts)

LONGEST RUN FROM SCRIMPAGE—77

Dick Hoak, Pittsburgh, 10-20-68 (TD)

MOST PASSES ATTEMPTED—41

Bill Munson, Detroit, 11-24-68 (14 completions)

MOST PASSES COMPLETED—20

John Brodie, San Francisco, 10-22-67 (38 attempts)

MOST YARDS GAINED ON PASSES—348

Fran Tarkenton, New York, 10-8-67

LONGEST COMPLETED PASS—76

Jim Hart to Jackie Smith, St. Louis, 12-3-67

MOST TOUCHDOWN PASSES—4

Norm Snead, Philadelphia, 11-19-67

Bill Nelsen, Cleveland, 11-10-68

MOST PASSES CAUGHT—8

Charley Taylor, Washington, 12-17-67

Carroll Dale, Green Bay, 11-17-68

MOST YARDS GAINED RECEIVING—161

Carroll Dale, Green Bay, 11-17-68

MOST TOUCHDOWN SCORED—3

Ray McDonald, Washington, 9-24-67

Leroy Kelly, Cleveland, 11-10-68

MOST TOUCHDOWN PASSES CAUGHT—2

Paul Warfield, Cleveland, 10-1-67

Ben Hawkins, Philadelphia, 11-19-67

Jackie Smith, St. Louis, 12-3-67

Leroy Kelly, Cleveland, 11-10-68

Bob Hayes, Dallas, 11-3-68

Austin Denney, Chicago, 12-1-68

MOST POINTS SCORED—18

Ray McDonald, Washington, 9-24-67

Leroy Kelly, Cleveland, 11-10-68

MOST FIELD GOALS—3

Mac Percival, Chicago, 12-1-68

LONGEST FIELD GOAL—50

Tommy Davis, San Francisco, 10-22-67

Mac Percival, Chicago, 12-1-68

LONGEST PUNT—84

Ron Widby, Dallas, 11-3-68

LONGEST KICKOFF RETURN—94

Doug Cunningham, San Francisco, 10-22-67

LONGEST PUNT RETURN—86

Chuck Latourette, St. Louis, 9-29-68 (TD)

MOST PASS INTERCEPTIONS—2

Alvin Haymond, Baltimore, 12-10-67

Bob Bryant, Minnesota, 10-13-68

LONGEST INTERCEPTION RETURN—88*

Ross Fichtner, Cleveland, 10-1-67

*—Lateral from Erich Barnes

SAINTS HISTORICAL HIGHLIGHTS

1966

- Nov. 1—National Football League franchise awarded to New Orleans.
 Dec. 15—John W. Mecom, Jr. becomes majority stockholder-president of franchise.
 Dec. 22—Victor E. Schwenk appointed director of player personnel.

1967

- Jan. 9—Name New Orleans' professional football team Saints.
 Jan. 27—Tom Fears named first head coach of Saints.
 Feb. 9—Saints select 42 players in expansion draft.
 March 8—First season-ticket drive launched.
 March 14—Saints make Les Kelley top choice in common draft.
 July 1—Rookies report for first training camp at San Diego.
 July 6—Fullback great Jim Taylor signs with Saints.
 July 10—Veterans join rookies at training camp.
 Aug. 2—Saints lost to Los Angeles, 16-7, in first pre-season game at Anaheim, Cal.
 Aug. 12—Saints score first pre-season victory by beating St. Louis, 23-14, at Shreveport, La.
 Sept. 9—Saints record first pre-season win in New Orleans, downing Atlanta, 27-14. Victory gave New Orleans 5-1 pre-season record, best ever for first-year expansion team.
 Sept. 17—Saints open first regular season, losing to Los Angeles, 27-13, after rookie John Gilliam returned opening kickoff 94 yards for touchdown.
 Nov. 5—Saints record first regular-season win, beating Philadelphia, 31-24, as Walt Roberts scores three touchdowns.
 Dec. 17—Saints defeat Washington, 30-14, to wind up with 3-11 record, which tied victory output of Minnesota and Atlanta in their first seasons.

1968

- Jan. 30—Saints select Kevin Hardy as No. 1 choice in common draft.
 March 29—Victor E. Schwenk named general manager.
 July 17—Dave Parks signs with Saints after playing out option at San Francisco.
 July 26—Kevin Hardy, plus No. 1 draft choice of 1969, awarded to 49ers as just compensation for Parks.
 Sept. 10—Jim Taylor announces retirement.
 Dec. 15—Saints beat Pittsburgh, 24-14, in season's windup to emerge with 4-9-1 record and third-place finish in Century Division. Saints' two-year record of 7-20-1, best ever for an expansion team.

1969

- Jan. 28—Saints select John Shinnors in first round of common draft.
 Feb. 9—Sixteen-year veteran Doug Atkins receives Vince Lombardi Award (most dedicated player in NFL).

NATIONAL FOOTBALL LEAGUE DIRECTORY

410 Park Avenue
 New York, N. Y. 10022
 (212) PL 8-1500

Commissioner of Professional Football Pete Rozelle
 President, N.F.L. Art Modell
 Tower B, Cleveland Stadium
 Cleveland, Ohio 44114
 (216) 861-3400
 Director of Public Relations, Commissioner's Office Don Weiss
 Director of Public Relations, N.F.L. Jim Heffernan
 Director of Officials, N.F.L. Art McNally

1968 NFL FINAL STANDINGS

EASTERN CONFERENCE

Capitol Division						
	W	L	T	Pct.	Pts.	OP
Dallas	12	2	0	.857	431	186
New York	7	7	0	.500	294	325
Washington	5	9	0	.357	249	358
Philadelphia	2	12	0	.143	202	351

Century Division

	W	L	T	Pct.	Pts.	OP
Cleveland	10	4	0	.714	394	273
St. Louis	9	4	1	.692	325	289
NEW ORLEANS	4	9	1	.308	246	327
Pittsburgh	2	11	1	.154	244	397

WESTERN CONFERENCE

Coastal Division

	W	L	T	Pct.	Pts.	OP
Baltimore	13	1	0	.929	402	144
Los Angeles	10	3	1	.769	312	200
San Francisco	7	6	1	.538	303	310
Atlanta	2	12	0	.143	170	389

Central Division

	W	L	T	Pct.	Pts.	OP
Minnesota	8	6	0	.571	282	242
Chicago	7	7	0	.500	250	333
Green Bay	6	7	1	.462	281	227
Detroit	4	8	2	.333	207	241

EASTERN CONFERENCE CHAMPIONSHIP

Cleveland 31, Dallas 20

WESTERN CONFERENCE CHAMPIONSHIP

Baltimore 24, Minnesota 14

NFL CHAMPIONSHIP GAME

Baltimore 34, Cleveland 0

MIAMI PLAYOFF BOWL

Dallas 17, Minnesota 13

AFL-NFL WORLD CHAMPIONSHIP GAME

New York (AFL) 16, Baltimore (NFL) 7

PRO BOWL AT LOS ANGELES

West 10, East 7

1969 N.F.L. ALIGNMENT

EASTERN CONFERENCE

Capitol Division

Dallas
 NEW ORLEANS
 Philadelphia
 Washington

Century Division

Cleveland
 New York
 Pittsburgh
 St. Louis

WESTERN CONFERENCE

Coastal Division

Atlanta
 Baltimore
 Los Angeles
 San Francisco

Central Division

Chicago
 Detroit
 Green Bay
 Minnesota

NFL 1969 REGULAR SEASON SCHEDULE

(All Times Local, Daylight or Standard)

SUNDAY, SEPT. 21 (First Week)

Chicago at Green Bay	1:00
Cleveland at Philadelphia	1:15
Detroit at Pittsburgh	1:15
Los Angeles at Baltimore	2:00
Minnesota at New York	1:30
St. Louis at Dallas	1:30
San Francisco at Atlanta	1:30
Washington at New Orleans	1:30

SUNDAY, SEPT. 28 (Second Week)

Atlanta at Los Angeles	1:00
Baltimore at Minnesota	1:30
Chicago at St. Louis	1:00
Dallas at New Orleans	1:30
New York at Detroit	1:15
Pittsburgh at Philadelphia	1:15
San Francisco vs. Green Bay (at Milwaukee)	1:00
Washington at Cleveland	1:30

SUNDAY, OCT. 5 (Third Week)

Baltimore at Atlanta	1:30
Dallas at Philadelphia	1:15
Detroit at Cleveland	1:30
Green Bay at Minnesota	1:30
New Orleans at Los Angeles	1:00
St. Louis at Pittsburgh	1:15
Washington at San Francisco	1:00

MONDAY, OCT. 6

Chicago at New York	8:00
---------------------	------

SUNDAY, OCT. 12 (Fourth Week)

Cleveland at New Orleans	1:30
Dallas at Atlanta	1:30
Green Bay at Detroit	1:15

Los Angeles at San Francisco	1:00
Minnesota at Chicago	1:00
Philadelphia at Baltimore	2:00
Pittsburgh at New York	1:30
St. Louis at Washington	1:15

SATURDAY, OCT. 18 (Fifth Week)

Pittsburgh at Cleveland	8:30
-------------------------	------

SUNDAY, OCT. 19

Atlanta at San Francisco	1:00
Baltimore at New Orleans	1:30
Chicago at Detroit	1:15
Green Bay at Los Angeles	1:00
Minnesota at St. Louis	1:00
New York at Washington	1:15
Philadelphia at Dallas	1:30

SUNDAY, OCT. 26 (Sixth Week)

Atlanta at Green Bay	1:00
Detroit at Minnesota	1:30
Los Angeles at Chicago	1:00
New Orleans at Philadelphia	1:15
St. Louis at Cleveland	1:30
San Francisco at Baltimore	2:00
Washington at Pittsburgh	1:15

MONDAY, OCT. 27

New York at Dallas	8:30
--------------------	------

SUNDAY, NOV. 2 (Seventh Week)

Chicago at Minnesota	3:00
Dallas at Cleveland	1:30
Detroit at San Francisco	1:00
Green Bay at Pittsburgh	1:15
Los Angeles at Atlanta	1:15
New Orleans at St. Louis	1:00
Philadelphia at New York	1:30
Washington at Baltimore	2:00

SUNDAY, NOV. 9 (Eighth Week)

Atlanta at Detroit	1:15
Cleveland at Minnesota	1:30
Green Bay at Baltimore	2:00
New Orleans at Dallas	1:30
New York at St. Louis	3:00
Philadelphia at Washington	1:15
Pittsburgh at Chicago	1:00
San Francisco at Los Angeles	1:00

SUNDAY, NOV. 16 (Ninth Week)

Baltimore at San Francisco	1:00
Chicago at Atlanta	1:15
Cleveland at Pittsburgh	1:15
Dallas at Washington	1:15
Los Angeles at Philadelphia	1:15
Minnesota vs. Green Bay (at Milwaukee)	1:00
New Orleans at New York	1:30
St. Louis at Detroit	1:15

SUNDAY, NOV. 23 (Tenth Week)

Atlanta at Washington	1:15
Baltimore at Chicago	1:00
Dallas at Los Angeles	1:00
Detroit at Green Bay	1:00
New York at Cleveland	1:30
Philadelphia at St. Louis	1:00
Pittsburgh at Minnesota	1:30
San Francisco at New Orleans	1:00

THURSDAY, NOV. 27 (Eleventh Week) (Thanksgiving)

Minnesota at Detroit	12:15
San Francisco at Dallas	5:00

SUNDAY, NOV. 30

Atlanta at Baltimore	2:00
Cleveland at Chicago	1:00

Los Angeles at Washington	1:15
New York vs. Green Bay (at Milwaukee)	3:00
Philadelphia at New Orleans	1:00
Pittsburgh at St. Louis	1:00

SATURDAY, DEC. 6 (Twelfth Week)

Chicago at San Francisco	1:00
--------------------------	------

SUNDAY, DEC. 7

Dallas at Pittsburgh	1:15
Detroit at Baltimore	2:00
Green Bay at Cleveland	1:30
Minnesota at Los Angeles	1:00
New Orleans at Atlanta	1:15
St. Louis at New York	1:30
Washington at Philadelphia	1:15

SATURDAY, DEC. 13 (Thirteenth Week)

Baltimore at Dallas	2:00
---------------------	------

SUNDAY, DEC. 14

Atlanta at Philadelphia	1:15
Cleveland at St. Louis	3:00
Green Bay at Chicago	1:00
Los Angeles at Detroit	1:15
New Orleans at Washington	1:15
New York at Pittsburgh	1:15
San Francisco at Minnesota	1:30

SUNDAY, DEC. 21 (Fourteenth Week)

Baltimore at Los Angeles	1:00
Cleveland at New York	1:30
Detroit at Chicago	1:00
Minnesota at Atlanta	1:15
Philadelphia at San Francisco	1:00
Pittsburgh at New Orleans	1:00
St. Louis at Green Bay	1:00
Washington at Dallas	1:30

85

EASTERN CONFERENCE, CAPITOL DIVISION

PHILADELPHIA EAGLES

Oct. 26—At Philadelphia
Nov. 30—At New Orleans

30th and Market Streets
Philadelphia, Pa. 19104
President—Leonard H. Tose
V.P. and General Manager—Pete Retzlaff
Office Phone: (215) EV 2-5000
Colors—Kelly Green and White
Franklin Field Capacity: 60,658
1968 Home Attendance: 412,573
Entered NFL: 1933



COACH
WILLIAMS



QB SNEED

1968 Record—Won 2, Lost 12; All-Time Record, Won 184, Lost 236, Tied 17.
Coaching Staff—Jerry Williams (first year); Irv Cross, Charles Gauer, Dick Stanfel, Marv Levy, Joe Moss.

SERIES HISTORY

Year	Site	Winner-Score	Att.
1967	New Orleans	New Orleans, 31-24	59,596
1967	Philadelphia	Philadelphia, 48-21	60,751
1968	Philadelphia	Philadelphia, 29-17	57,128

1968 STATISTICAL LEADERS

RUSHING	NFL Rank	Att.	Yds.	Avg.	Long	TD
Tom Woodeshick	3	217	947	4.4	54t	3
Izzy Lang	40	69	235	3.4	17	0

PASSING	NFL Rank	Att.	Comp.	Pct.	Gain	TD	Long	Int.	Avg. Gain
Norm Sneed	15	291	152	.522	1655	11	55t	21	5.69

RECEIVING	NFL Rank	No.	Yds.	Avg.	Long	TD
Ben Hawkins	17	42	707	16.8	92t	5
Tom Woodeshick	26	36	328	9.1	55	0
Gary Ballman	33	30	341	11.4	55t	4

PUNTING—Baker (6th NFL)—55 for 40.9 avg.; 57 long

INTERCEPTIONS—Nelson—3 for 7, 7 long, 0 TD

PUNT RETURNS—Haymond (2nd NFL)—15 for 201, 54t long, 1 TD, 6 FC

KICKOFF RETURNS—Haymond (10th NFL)—28 for 677 yds., 98t Long, 1 TD

SCORING—Baker (12th NFL)—17-21 XP; 19-30 FG; 74 pts.

1968 RESULTS (2-12)

13	Green Bay	30	10	Washington	16
25	New York	34	6	New York	7
13	Dallas	45	13	Cleveland	47
14	Washington	17	12	Detroit	0
14	Dallas	34	29	New Orleans	17
16	Chicago	29	17	Minnesota	24
3	Pittsburgh	6	—	—	—
17	St. Louis	45	202	TOTALS	351

1969 SCHEDULE

9-21	Cleveland	11- 9	at Washington
9-28	Pittsburgh	11-16	Los Angeles
10- 5	Dallas	11-23	at St. Louis
10-12	at Baltimore	11-30	at New Orleans
10-19	at Dallas	12- 7	Washington
10-26	New Orleans	12-14	Atlanta
11- 2	at New York	12-21	at San Fran.

EASTERN CONFERENCE, CAPITOL DIVISION

WASHINGTON REDSKINS

Sept. 21—At New Orleans
Dec. 14—At Washington

Connecticut Ave. at L St., N.W.
Washington, D. C. 20036
President—Edward Bennett Williams
Executive Vice-President—Vince Lombardi
Office Phone: (202) 296-1455
Colors—Burgundy and Gold
Robt. F. Kennedy Stadium Capacity: 50,000
Capacity: 50,000
1968 Home Attendance: 354,535
Entered NFL: 1932



COACH
LOMBARDI



QB JURGENSEN

1968 Record—Won 5, Lost 9. All-Time Record—Won 174, Lost 192, Tied 18.
Coaching Staff—Vince Lombardi (first year); Bill Austin, George Dickson, Lew Carpenter, Harland Svare, Mike McCormack and Don Doll.

SERIES HISTORY

Year	Site	Winner-Score	Att.
1967	New Orleans	Washington, 30-10	74,739
1967	Washington	New Orleans, 30-14	50,486
1968	New Orleans	New Orleans, 37-17	65,941

1968 STATISTICAL LEADERS

RUSHING	NFL Rank	Att.	Yds.	Avg.	Long	TD
Gerry Allen	25	123	399	3.2	29	4
Bob Brunet	41	71	227	3.2	15	0

PASSING	NFL Rank	Att.	Comp.	Pct.	Gain	TD	Long	Int.	Avg. Gain
Jurgensen	8	292	167	.572	1980	17	99t	11	6.78
Ninowski	21	95	49	.516	633	4	56	6	6.66

RECEIVING	NFL Rank	No.	Yds.	Avg.	Long	TD
Charley Taylor	8	48	650	13.5	47	5
Jerry Smith	13	45	626	13.9	56	6
Pat Richter	18	42	533	12.7	40	9

PUNTING—Bragg (2nd NFL)—76 for 43.26 average; 64 long

INTERCEPTIONS—Owens (6th NFL)—8 for 109 yds.; 38 long; 0 TD

PUNT RETURNS—Harris (9th NFL)—19 for 144 yds.; 20 long; 0 TD

KICKOFF RETURNS—Harris (8th NFL)—23 for 479 yds.; 49 long; 0 TD

SCORING—Gogolak (17 NFL)—30-31 XP; 9-19 FG; 57 pts.

Richtner (18th NFL)—9 TDs; 54 pts.

1968 RESULTS (5-9)

38	Chicago	28	16	Philadelphia	10
17	New Orleans	37	24	Dallas	44
21	New York	48	7	Green Bay	27
17	Philadelphia	14	20	Dallas	29
16	Pittsburgh	14	21	Cleveland	24
14	St. Louis	41	14	Detroit	3
10	New York	13	—	—	—
14	Minnesota	27	249	TOTALS	358

1969 SCHEDULE

9-21	at New Orleans	11- 9	Philadelphia
9-28	at Cleveland	11-16	Dallas
10- 5	at San Fran.	11-23	Atlanta
10-12	St. Louis	11-30	Los Angeles
10-19	New York	12- 7	at Phila.
10-26	at Pittsburgh	12-14	New Orleans
11- 2	at Baltimore	12-21	at Dallas

EASTERN CONFERENCE, CENTURY DIVISION

CLEVELAND BROWNS

Oct. 12—At New Orleans

Cleveland Stadium
Cleveland, Ohio 44114
President—Arthur B. Modell
Vice-Pres. General Mgr.—Harold Sauerbrei
Office Phone: (216) 696-5555
Colors—Seal Brown, Orange Trim and
White with Silver

Cleveland Stadium Capacity: 79,282
1968 Home Attendance: 527,107
Entered NFL: 1950

1968 Record—Won 10, Lost 4. Century Division and Eastern Conference Champions. All-Time Record—Won 170, Lost 68, Tied 6.

Coaching Staff—Blanton Collier (seventh year); Howard Brinker, Ernie Green, Lou Groza, Fritz Heisler, Dick Modzelewski, Bob Nussbaumer, Nick Scorich, Ed Ulinski.



COACH COLLIER



QB NELSEN

SERIES HISTORY

Year	Site	Winner-Score	Att.
1967	New Orleans	Cleveland, 42-7	77,045
1968	New Orleans	Cleveland, 24-10	74,215
1968	Cleveland	Cleveland, 35-17	71,025

1968 STATISTICAL LEADERS

RUSHING		NFL Rank	Att.	Yds.	Avg.	Long	TD			
Leroy Kelly		1	248	1239	5.0	65	16			
Charles Harraway		33	91	334	3.7	23	0			
PASSING		NFL Rank	Att.	Comp.	Pct.	Gain	TD	Long	Int.	Avg. Gain
Bill Nelsen		6	293	152	.519	2366	19	87	10	8.08
Frank Ryan		—	66	31	.470	639	7	57t	6	9.68
RECEIVING		NFL Rank	No.	Yds.	Avg.	Long	TD			
Paul Warfield		6	50	1067	21.3	65t	12			
Milt Morin		14	43	792	18.4	87	5			
Leroy Kelly		—	22	297	13.5	68t	4			

PUNTING—Cockroft (13th NFL)—61 for 37.7 avg.; 59 long

INTERCEPTIONS—Davis (3rd NFL)—8 for 162 yds., 44 long, 0 TDs

PUNT RETURNS—Leigh (13th NFL)—14 for 76 yds., 29 long, 2 FC, 0 TDs

KICKOFF RETURNS—Leigh (13th NFL)—14 for 322 yds., 51 long, 0 TDs

SCORING—Kelly (1st NFL)—16 TDR, 4 TDP, 120 pts.

Cockroft (4th NFL)—46-48 XP; 18-24 FG; 100 pts.

1968 RESULTS

24	New Orleans	10	35	New Orleans	17
7	Dallas	28	45	Pittsburgh	24
6	Los Angeles	24	47	Philadelphia	13
31	Pittsburgh	24	45	New York	10
21	St. Louis	27	24	Washington	21
30	Baltimore	20	16	St. Louis	27
30	Atlanta	7	—	—	—
33	San Francisco	21	394	TOTALS	273

1969 SCHEDULE

9-21	at Phila.	11- 9	at Minnesota
9-28	Washington	11-16	at Pittsburgh
10- 5	Detroit	11-23	New York
10-12	at New Orleans	11-30	at Chicago
10-18	Pittsburgh	12- 7	Green Bay
10-26	St. Louis	12-14	at St. Louis
11- 2	Dallas	12-21	at New York

EASTERN CONFERENCE, CENTURY DIVISION

NEW YORK GIANTS

Nov. 16—At New York

Coliseum Tower, 10 Columbus Circle
New York, N. Y. 10019
President—Wellington T. Mara
Gen. Mgr. and Sec'y—Raymond J. Walsh
Office Phone: (212) JU 2-7272
Colors—Red, White and Blue
Yankee Stadium Capacity: 64,892
1968 Home Attendance: 440,115
Entered NFL: 1925



COACH SHERMAN



QB TARKENTON

1968 Record—Won 7, Lost 7. All-Time Record—Won 306, Lost 199, Tied 29.

Coaching Staff—Allie Sherman (ninth year), Ken Kavanaugh, Rosey Brown, Alex Webster, Norb Hecker, Jim Trimble, Emlen Tunnell.

SERIES HISTORY

Year	Site	Winner-Score	Att.
1967	New York	New York, 27-21	62,670
1968	New York	New York 38-21	62,967

1968 STATISTICAL LEADERS

RUSHING		NFL Rank	Att.	Yds.	Avg.	Long	TD			
Tucker Frederickson		19	142	486	3.4	19	1			
Ernie Koy		27	89	394	4.4	26	3			
Bobby Duhan		30	101	362	3.6	13	3			
PASSING		NFL Rank	Att.	Comp.	Pct.	Gain	TD	Long	Int.	Avg. Gain
Fran Tarkenton		5	337	182	.540	2555	21	84	12	7.58
RECEIVING		NFL Rank	No.	Yds.	Avg.	Long	TD			
Homer Jones		10	45	1057	23.5	72t	6			
Joe Morrison		24	37	425	11.5	68t	6			
Bobby Duhan		25	37	373	10.1	51	1			

PUNTING—Koy (14th NFL)—44 for 37.5 avg.; 65 long

INTERCEPTIONS—Lockhart (5th NFL)—8 for 130 yds., 72t long, 2 TDs

PUNT RETURNS—Lockhart (18th NFL)—13 for 69 yds., 18 long, 14 FC, 0 TDs

KICKOFF RETURNS—Blye (18th NFL)—35 for 734 yds., 66 long, 0 TDs

SCORING—Gogolak (11th NFL)—36-36 XP, 14-24 FG; 78 pts.

1968 RESULTS (7-7)

34	Pittsburgh	20	27	Dallas	21
34	Philadelphia	25	7	Philadelphia	6
48	Washington	21	21	Los Angeles	24
38	New Orleans	21	10	Cleveland	45
21	Atlanta	24	21	St. Louis	28
10	San Francisco	26	10	Dallas	28
13	Washington	10	—	—	—
0	Baltimore	26	294	TOTALS	325

1969 SCHEDULE

9-21	Minnesota	11- 9	at St. Louis
9-28	at Detroit	11-16	New Orleans
10- 6	Chicago	11-23	Cleveland
10-12	Pittsburgh	11-30	at Gr. Bay (M)
10-19	at Wash.	12- 7	St. Louis
10-27	at Dallas	12-14	at Pittsburgh
11- 2	Philadelphia	12-21	Cleveland

EASTERN CONFERENCE, CENTURY DIVISION

PITTSBURGH STEELERS

Dec. 21—At New Orleans

139 Sixth St., Roosevelt Hotel
Pittsburgh, Pa. 15222

President—Arthur J. Rooney

General Manager—Daniel M. Rooney

Office Phone: (412) 391-1200

Colors—Black and Gold

Pitt Stadium Capacity: 57,411

1968 Home Attendance: 235,051

Entered NFL: 1933

1968 Record—Won 2, Lost 11, Tied 1. All-Time Record—Won 211, Lost 325, Tied 32.

Coaching Staff—Chuck Noll (first year); John Bridgers, Max Coley, Dick Coury, Bob Fry, Walt Hackett, Charley Sumner.



COACH NOLL



QB SHINER

SERIES HISTORY

Year	Site	Winner-Score	Att.
1967	New Orleans	Pittsburgh, 14-10	68,911
1968	Pittsburgh	New Orleans, 16-12	32,303
1968	New Orleans	New Orleans, 24-14	66,131

1968 STATISTICAL LEADERS

RUSHING	NFL Rank	Att.	Yds.	Avg.	Long	TD
Dick Hoak	4	175	858	4.9	77t	3
Earl Gros	14	151	579	3.8	44	3

PASSING	NFL Rank	Att.	Comp.	Pct.	Gain	TD	Long	Int.	Avg. Gain
Dick Shiner	12	304	148	.487	1856	18	61t	17	5.6
Kent Nix	19	130	56	.431	720	4	61	8	5.54

RECEIVING	NFL Rank	No.	Yds.	Avg.	Long	TD
Roy Jefferson	2	58	1074	18.5	62	11
J. R. Wilburn	22	39	514	13.2	41	3

PUNTING—Walden (8th NFL)—68 for 40.4 avg.; 57 long

INTERCEPTIONS—3 by four Steelers (Martha, May, Woodson and Thomas)

PUNT RETURNS—Jefferson (5th NFL)—28 for 274 yds., 80t long, 9 FC, 1 TD

KICKOFF RETURNS—Shy (9th NFL)—28 for 682 yds., 80 long, 0 TD

SCORING—Jefferson—11 TDP, 1 TD Return, 72 pts.

1968 RESULTS (2-11-1)

20	New York	34	28	St. Louis	28
10	Los Angeles	45	24	Cleveland	45
7	Baltimore	41	28	San Francisco	45
24	Cleveland	31	10	St. Louis	20
13	Washington	16	7	Dallas	28
12	New Orleans	16	14	New Orleans	24
6	Philadelphia	3	—	—	—
41	Atlanta	21	244	TOTALS	397

1969 SCHEDULE

9-21	Detroit	11- 9	at Chicago
9-28	at Phila.	11-16	Cleveland
10- 5	St. Louis	11-23	at Minnesota
10-12	at New York	11-30	at St. Louis
10-18	at Cleveland	12- 7	Dallas
10-26	Washington	12-14	New York
11- 2	Green Bay	12-21	at New Orleans

EASTERN CONFERENCE, CENTURY DIVISION

ST. LOUIS CARDINALS

Nov. 2—At St. Louis

200 Stadium Plaza

St. Louis, Mo. 63102

President—Charles W. Bidwell, Jr.

Vice President—William V. Bidwill

Office Phone: (313) GA 1-0777

Colors—Cardinal Red and White

Busch Stadium Capacity: 49,818

1968 Home Attendance: 318,409

Entered NFL: 1921 (Charter)

Moved to St. Louis: 1960



COACH WINNER



QB HART

1968 Record—Won 9, Lost 4, Tied 1. All-Time Record—Won 223, Lost 300, Tied 31.
Coaching Staff—Charley Winner (fourth year); Red Cochran, Chuck Drulis, Harry Gilmer, Bob (Red) Miller, Ken Shipp, Don Shroyer, Dick Voris.

SERIES HISTORY

Year	Site	Winner-Score	Att.
1967	St. Louis	St. Louis, 31-20	41,171
1968	New Orleans	St. Louis, 21-20	79,021
1968	St. Louis	St. Louis, 31-17	45,478

1968 STATISTICAL LEADERS

RUSHING	NFL Rank	Att.	Yds.	Avg.	Long	TD
Willis Crenshaw	7	203	813	4.0	66	6
Johnny Roland	..	121	455	3.8	45	2
Cid Edwards	..	31	214	6.9	42	1

PASSING	NFL Rank	Att.	Comp.	Pct.	Gain	TD	Long	Int.	Avg. Gain
Jim Hart	14	316	140	.443	2059	15	80t	18	6.52
Charley Johnson	..	67	29	.433	330	1	30	1	4.93

RECEIVING	NFL Rank	No.	Yds.	Avg.	Long	TD
Jerry Smith	7	49	789	16.1	65t	2
Dave Williams	15	43	682	15.9	71t	6
Bobby J. Conrad	..	32	449	14.0	80t	4

PUNTING—Latourette (3rd NFL)—65 for 41.6 avg.; 55 long

INTERCEPTIONS—Wilson—4 for 14, 8 long, 0 TD

PUNT RETURNS—Latourette (3rd NFL)—28 for 346 yds., 86t long, 11 FC, 1 TD

KICKOFF RETURNS—Latourette (4th NFL)—46 for 1237 yds., 75 long, 0 TD

SCORING—Bakken (8th NFL)—40-40 XP, 14-24 FG, 85 pts.

1968 RESULTS (9-4-1)

13	Los Angeles	24	28	Pittsburgh	28
17	San Francisco	35	0	Baltimore	27
21	New Orleans	20	17	Atlanta	12
10	Dallas	27	20	Pittsburgh	10
27	Cleveland	21	28	New York	21
41	Washington	14	27	Cleveland	16
31	New Orleans	17	—	—	—
45	Philadelphia	17	325	TOTALS	289

1969 SCHEDULE

9-21	at Dallas	11- 9	New York
9-28	Chicago	11-16	at Detroit
10- 5	at Pittsburgh	11-23	Philadelphia
10-12	at Washington	11-30	Pittsburgh
10-19	Minnesota	12- 7	at New York
10-26	at Cleveland	12-14	Cleveland
11- 2	New Orleans	12-21	at Green Bay

WESTERN CONFERENCE, COASTAL DIVISION

ATLANTA FALCONS

Dec. 7—At Atlanta

521 Capitol Ave., S.W.
Atlanta, Ga. 30312
President—Rankin Smith
V.P. and General Manager—Frank E. Wall
Office Phone: (404) 688-8684
Colors—Red, Black, White and Old Gold
Atlanta Stadium Capacity: 58,850
1968 Home Attendance: 355,360
Entered NFL: 1966



COACH
VAN BROCKLIN

QB JOHNSON

1968 Record—Won 2, Lost 12, All-Time Record—Won 6, Lost 35, Tied 1.
Coaching Staff—Norm Van Brocklin (second year—coached 11 of 14 regular season games in '68); Marion Campbell, Bob Griffin, Duane Putnam, Walt Yowarsky, Fred Bruney.

SERIES HISTORY

Year	Site	Winner-Score	Att.
1967	New Orleans	New Orleans, 27-24	83,437

1968 STATISTICAL LEADERS

RUSHING		NFL Rank	Att.	Yds.	Avg.	Long	TD			
Jim Butler		29	94	365	3.9	60t	2			
Perry Dunn		42	72	219	3.0	15	3			
Harmon Wages		44	59	211	3.6	31	0			
PASSING		NFL Rank	Att.	Comp.	Pct.	Gain	TD	Long	Int.	Avg. Gain
Bob Berry		11	153	81	.529	1433	7	66	13	9.37
Randy Johnson		17	156	73	.468	892	2	71t	10	5.72
RECEIVING		NFL Rank	No.	Yds.	Avg.	Long	TD			
Jerry Simmons		41	28	479	17.1	61	0			
Ray Ogden		—	25	452	18.1	60	2			
Bob Long		—	22	484	22.0	71t	4			

PUNTING—Lothridge (1st NFL)—75 for 44.3 avg.; 70 long

INTERCEPTIONS—Burson—4 for 100 yds., 73t long, 1 TD

PUNT RETURNS—Burson (20th NFL)—11 for 56 yds., 17 long, 16 FC, 0 TD

KICKOFF RETURNS—Butler (15th NFL)—37 for 799 yds., 42 long, 0 TD

SCORING—Etter—17-19 XP, 11-21 FG; 50 Pts.

1968 RESULTS (2-12)

7 Minnesota	47	10 Los Angeles	17
20 Baltimore	28	16 Chicago	13
13 San Francisco	28	12 St. Louis	17
7 Green Bay	38	0 Baltimore	44
24 New York	21	7 Detroit	24
14 Los Angeles	27	12 San Francisco	14
7 Cleveland	30		
21 Pittsburgh	41	170 TOTALS	389

1969 SCHEDULE

9-21 San Francisco	11- 9 at Detroit
9-28 at Los Angeles	11-16 Chicago
10- 5 Baltimore	11-23 at Wash.
10-12 Dallas	11-30 at Baltimore
10-19 at San Fran.	12- 7 New Orleans
10-26 at Green Bay	12-14 at Phila.
11- 2 Los Angeles	12-21 Minnesota

WESTERN CONFERENCE, COASTAL DIVISION

BALTIMORE COLTS

Oct. 19—At New Orleans

600 N. Howard St.
Baltimore, Md. 21201
President—Carroll D. Rosenbloom
General Manager—Harry Hulmes
Office Phone: (301) 685-6400
Colors—Royal Blue, White and Silver
Memorial Stadium Capacity: 60,238
1968 Home Attendance: 418,292
Entered NFL: 1950
(out two years, returned in 1953)



COACH SHULA

QB UNITAS

1968 Record—Won 13, Lost 1. (Division, Conference, NFL Champions. Defeated for World Championship by New York Jets, 16-7). All-Time Record—Won 126, Lost 90, Tied 4.

Coaching Staff—Don Shula (seventh year); Bill Arnsparger, Dick Bielski, Bob Boyd, Don McCafferty, Ed Rudledge, John Sandusky.

SERIES HISTORY

Year	Site	Winner-Score	Att.
1967	Baltimore	Baltimore, 30-20	60,238

1968 STATISTICAL LEADERS

RUSHING									
	NFL Rank	Att.	Yds.	Avg.	Long	TD			
TOM MATTE	10	183	661	3.6	32	11			
Terry Cole	24	104	428	4.0	21	3			
Jerry Hill	31	91	360	4.0	21	1			
PASSING									
	NFL Rank	Att.	Comp.	Pct.	Gain	TD	Long	Int.	Avg. Gain
Earl Morrall	1	317	182	.574	2909	26	84	17	9.18
John Unitas	—	32	11	.344	139	2	37	4	4.34
RECEIVING									
	NFL Rank	No.	Yds.	Avg.	Long	TD			
John Mackey	12	45	644	14.3	45t	5			
Willie Richardson	23	37	698	18.9	79t	8			
Jimmy Orr	34	29	743	25.6	84	6			

PUNTING—Lee (11th NFL)—49 for 39.4 avg.; 59 long

INTERCEPTIONS—Boyd (4th NFL)—8 for 160 yds., 49 long, 1 TD

PUNT RETURNS—Volk (7th NFL)—25 for 198 yds., 24 long, 7 FC; 0 TD

KICKOFF RETURNS—Pearson (1st NFL)—15 for 527 yds., 102t long, 2 TDs

Brown (21st NFL)—15 for 298 yds., 29 long, 0 TDs

SCORING—Michaels (3rd NFL)—48-50 XP; 18-28 FG; 102 Pts.

1968 RESULTS (13-1)

27 San Francisco	10	27 Detroit	10
28 Atlanta	20	27 St. Louis	0
41 Pittsburgh	7	21 Minnesota	9
28 Chicago	7	44 Atlanta	0
42 San Francisco	14	16 Green Bay	3
20 Cleveland	30	28 Los Angeles	24
27 Los Angeles	10		
26 New York	0	402 TOTALS	144

1969 SCHEDULE

9-21 Los Angeles	11- 9 Green Bay
9-28 at Minnesota	11-16 at San Fran.
10- 5 at Atlanta	11-23 at Chicago
10-12 Philadelphia	11-30 Atlanta
10-19 at New Orleans	12- 7 Detroit
10-26 San Fran.	12-13 at Dallas
11- 2 Washington	12-21 at Los Angeles

WESTERN CONFERENCE, COASTAL DIVISION

LOS ANGELES RAMS

Oct. 5—At Los Angeles

10271 W. Pico Blvd.
Los Angeles, Calif. 90064
President-General Manager—Dan Reeves
Assistant to President—Jack Teele
Office Phone: (213) 277-4700
Colors—Royal Blue and White
L.A. Memorial Coliseum Capacity: 76,000
1968 Home Attendance: 456,161
Entered NFL: 1937
(moved to L.A. 1946)



COACH ALLEN



QB GABRIEL

1968 Record—Won 10, Lost 3, Tied 1. All-Time Record—Won 98, Lost 50, Tied 6.
Coaching Staff—George Allen (fourth year); Ted Marchibroda, Ray Prochaska,
Howard Schnellenberger, Tom Catlin, Lavern Torgeson, Joe Sullivan and Dick Vermeil.

SERIES HISTORY

Year	Site	Winner-Score	Att.
1967	New Orleans	Los Angeles, 27-13	80,879

1968 STATISTICAL LEADERS

RUSHING	NFL Rank	Att.	Yds.	Avg.	Long	TD			
Willie Ellison	12	151	616	4.07	52	5			
Dick Bass	18	121	494	4.08	20	1			
Tom Mason	26	108	395	3.66	19	3			
PASSING	NFL Rank	Att.	Comp.	Pct.	Gain	TD	Long	Int.	Avg. Gain
Roman Gabriel	9	366	184	.503	2364	19	60	16	6.46
RECEIVING	NFL Rank	No.	Yds.	Avg.	Long	TD			
Bill Truax	28	35	417	11.9	22	3			
Bernie Casey	35	29	565	19.48	55	5			
Jack Snow	36	29	500	17.2	54	3			

PUNTING—Studstill (10th NFL)—81 for 39.59 avg.; 58 long

INTERCEPTIONS—Williams (9th NFL)—7 for 51 yds., 36 long, 0 TDs

PUNT RETURNS—Meador (6th NFL)—17 for 136 yds., 40 long, 0 TDs, 15 FC
Smith (12th NFL)—27 for 171 yds., 24 long, 0 TDs, 6 FC

KICKOFF RETURNS—Smith (2nd NFL)—26 for 718 yds., 94t long, 1 TD

SCORING—Gossett (7th NFL)—37-37 XP; 17-31 FG; 88 pts.

1968 RESULTS (10-3-1)

24	St. Louis	13	17	Atlanta	10
45	Pittsburgh	10	20	San Francisco	20
24	Cleveland	6	24	New York	21
24	San Francisco	10	31	Minnesota	3
16	Green Bay	14	16	Chicago	17
27	Atlanta	14	24	Baltimore	28
10	Baltimore	27	—	—	—
10	Detroit	7	312	TOTALS	200

1969 SCHEDULE

9-21 at Baltimore	11- 9 San Francisco
9-28 Atlanta	11-16 at Phila.
10- 5 New Orleans	11-23 Dallas
10-12 at San Fran.	11-30 at Washington
10-19 Green Bay	12- 7 Minnesota
10-26 at Chicago	12-14 at Detroit
11- 2 at Atlanta	12-21 Baltimore

WESTERN CONFERENCE, COASTAL DIVISION

SAN FRANCISCO 49ers

Nov. 23—At New Orleans

1255 Post Street
San Francisco, Calif. 94109
President—Lou Spadia
Ass't to President—Art Johnson
General Manager—Jack White
Office Phone: (415) 771-1149
Colors—Forty-Niner Gold and Scarlet
Kezar Stadium Capacity: 59,000
1968 Home Attendance: 237,297
Entered NFL: 1950



COACH NOLAN



QB BRODIE

1968 Record—Won 7, Lost 6, Tied 1. All-Time Record—Won 116, Lost 120, Tied 8.
Coaching Staff—Dick Nolan (second year); Ed Hughes, Mike Holovak, Y. A. Tittle,
Ernie Zwhalen, Mike Giddings, Jim Shofner, Paul Wiggin, Joe Perry.

SERIES HISTORY

Year	Site	Winner-Score	Att.
1967	San Francisco	San Francisco, 27-13	34,285

1968 STATISTICAL LEADERS

RUSHING	NFL Rank			Yds.	Avg.	Long	TD		
Ken Willard	2		227	967	4.2	69t	7		
Gary Lewis	15		141	573	4.0	22	1		
PASSING	NFL Rank	Att.	Comp.	Pct.	Gain	TD	Long	Int.	Avg. Gain
John Brodie	3	404	234	.578	3020	22	65t	21	7.48
RECEIVING	NFL Rank		No.	Yds.	Avg.	Long	TD		
Clif McNeil	1		71	994	14.0	65t	7		
Dick Witcher	21		39	531	13.6	59t	1		

PUNTING—Spurrier (12th NFL)—68 for 39.0 avg.; 54 long

INTERCEPTIONS—Alexander (2nd NFL)—9 for 155, 66t long, 1 TD

PUNT RETURNS—Alexander (16th NFL)—24 for 87 yds., 26 long, 13 FC, 0 TD

KICKOFF RETURNS—Alexander (24th NFL)—20 for 360 yds., 35 long, 0 TD

SCORING—Davis (19th NFL)—26-26 XP; 9-16 FG; 53 Pts.

1968 RESULTS (7-6-1)

10	Baltimore	27	19	Chicago	27
35	St. Louis	17	20	Los Angeles	20
28	Atlanta	13	45	Pittsburgh	28
10	Los Angeles	24	27	Green Bay	20
14	Baltimore	42	20	Minnesota	30
26	New York	10	14	Atlanta	12
14	Detroit	7	—	—	—
21	Cleveland	33	303	TOTALS	310

1969 SCHEDULE

9-21 at Atlanta	11- 9 at Los Angeles
9-28 at Green Bay	11-16 Baltimore
(Milwaukee)	11-23 at New Orleans
10- 5 Washington	11-27 at Dallas
10-12 Los Angeles	12- 6 Chicago
10-19 Atlanta	12-14 at Minnesota
10-26 at Baltimore	12-21 Philadelphia
11- 2 Detroit	—

WESTERN CONFERENCE, CENTRAL DIVISION

CHICAGO BEARS

Do Not Play in 1969

173 W. Madison Street
Chicago, Ill. 60602

President—George S. Halas

General Manager—George S. Halas, Jr.

Office Phone: (312) 332-5400

Colors—Orange, Navy Blue and White

Wrigley Field Capacity: 46,200

1968 Home Attendance: 319,171

Entered NFL: 1920 (Charter)



COACH DOOLEY



QB CONCANNON

1968 Record—Won 7, Lost 7. All Time Record—Won 328, Lost 149, Tied 31.

Coaching Staff—Jim Dooley (second year); Jim Carr, Ed Cody, Abe Gibron, Luke Johnsos, Sid Luckman, Jim Ringo, Bob Shaw.

SERIES HISTORY

Year	Site	Winner-Score	Att.
1968	New Orleans	Chicago, 23-17	78,285

1968 STATISTICAL LEADERS

RUSHING	NFL Rank	Att.	Yds.	Avg.	Long	TD
Gale Sayers	5	138	856	6.2	63	2
Ronnie Bull	20	107	472	4.4	24	3
Brian Piccolo	22	123	450	3.66	19	2

PASSING	NFL Rank	Att.	Comp.	Pct.	Gain	TD	Long	Int.	Avg. Gain
Jack Concannon	16	143	71	.497	715	5	51t	9	5.00
Virgil Carter	20	122	55	.451	769	4	50t	5	6.3
Larry Rakestraw	25	67	30	.448	361	1	80t	7	5.39

RECEIVING	NFL Rank	No.	Yds.	Avg.	Long	TD
Dick Gordon	37	29	477	16.4	51t	4
Brian Piccolo	—	28	291	10.4	44	0

PUNTING—Green (18th NFL)—27 for 42.3 average; 58 long

INTERCEPTIONS—McRae (24th NFL)—4 for 41 yds.; 22 long, 0 TD

PUNT RETURNS—Harris (9th NFL)—19 for 144; 20 long, 2 FC, 0 TD

KICKOFF RETURNS—Turner (23rd NFL)—20 for 363 yds.; 33 long, 0 TD

SCORING—Percival (4th NFL tie)—25-25 XP; 25-36 FG; 100 Pts.

1968 RESULTS (7-7)

28 Washington	38	27 San Francisco	19
0 Detroit	42	13 Atlanta	16
27 Minnesota	17	3 Dallas	34
7 Baltimore	28	23 New Orleans	17
10 Detroit	28	17 Los Angeles	16
29 Philadelphia	16	27 Green Bay	28
26 Minnesota	24	—	—
13 Green Bay	10	250 TOTALS	333

1969 SCHEDULE

9-21 at Green Bay	11- 9 Pittsburgh
9-28 at St. Louis	11-16 at Atlanta
10- 6 at New York	11-23 Baltimore
10-12 Minnesota	11-30 Cleveland
10-19 at Detroit	12- 6 at San Fran.
10-26 Los Angeles	12-14 Green Bay
11- 2 at Minnesota	12-21 Detroit

WESTERN CONFERENCE, CENTRAL DIVISION

DETROIT LIONS

Do Not Play in 1969

1401 Michigan Avenue

Detroit, Mich. 48216

President—William C. Ford

General Manager—Russ Thomas

Office Phone: (313) 965-6644

Colors—Honolulu Blue and Silver

Tiger Stadium Capacity: 54,582

1968 Home Attendance: 359,430

Entered NFL: 1934



COACH SCHMIDT



QB MUNSON

1968 Results: Won 4, Lost 8, Tied 2. All-Time Record—Won 205, Lost 199, Tied 20.

Coaching Staff—Joe Schmidt (3rd year); Jim David, Bill McPeak, Chuck Knox, Jim Martin, John North.

SERIES HISTORY

Year	Site	Winner, Score	Att.
1968	Detroit	Tied, 20-20	46,152

1968 STATISTICAL LEADERS

RUSHING	NFL Rank	Att.	Yds.	Avg.	Long	TD
Mel Farr	13	128	597	4.7	46	3
Bill Triplett	28	120	385	3.2	17	0

PASSING	NFL Rank	Att.	Comp.	Pct.	Gain	TD	Long	Int.	Avg. Gain
Bill Munson	7	329	181	.580	2311	15	86t	8	7.02
Greg Landry	—	48	23	.479	338	2	80t	7	7.04

RECEIVING	NFL Rank	No.	Yds.	Avg.	Long	TD
Earl McCulloch	19	40	680	17	80t	5
Charlie Sanders	20	40	533	13.3	25	1

PUNTING—DePoyster (7th NFL)—71 for 40.4 avg., 60 long

INTERCEPTIONS—Barney (7th NFL)—7 for 82 yds., 62 long, 0 TD

PUNT RETURNS—Barney (17th NFL)—13 for 79 yds., 18 long, 14 FC, 0 TD

KICKOFF RETURNS—Barney (5th NFL)—25 for 670 yds., 98t long, 1 TD

SCORING—Farr—3 TDR, 4 TDP, 42 pts.

—Gambrell—7 TDP, 42 pts.

1968 RESULTS (4-8-2)

13 Dallas	59	10 Baltimore	17
42 Chicago	0	6 Minnesota	13
23 Green Bay	17	20 New Orleans	20
10 Minnesota	24	0 Philadelphia	12
28 Chicago	10	24 Atlanta	7
14 Green Bay	14	3 Washington	14
7 San Francisco	14	—	—
7 Los Angeles	10	207 TOTALS	241

1969 SCHEDULE

9-21 at Pittsburgh	11- 9 Atlanta
9-28 New York	11-16 St. Louis
10- 5 at Cleveland	11-23 at Green Bay
10-12 Green Bay	11-27 Minnesota
10-19 Chicago	12- 7 at Baltimore
10-26 at Minnesota	12-14 Los Angeles
11- 2 at San Fran.	12-21 at Chicago

WESTERN CONFERENCE, CENTRAL DIVISION

GREEN BAY PACKERS

Do Not Play in 1969

1265 Lombardi Avenue
Green Bay, Wis. 54305
President—Dominic Olejniczak
General Manager—Phil Bengtson
Office Phone: (414) 494-2351
Colors—Green and Gold
Lambeau Field (G. B.) Capacity: 50,861
Milwaukee County Stadium (Milwaukee)
Capacity: 47,094
1968 Home Attendance: 203,444 in GB
148,636 in Milwaukee
Entered NFL: 1919 (Charter)



COACH BENGTSON



QB STARR

1968 Results—Won 6, Lost 7, Tied 1. All-Time Record—Won 365, Lost 230, Tied 29.
Coaching Staff—Phil Bengtson (second year), Zeke Bratkowski, Forrest Gregg, Dave Hanner, Wayne Robinson, Bob Schnelker, Ray Wietecha.

SERIES HISTORY

Year	Site	Winner-Score	Att.
1968	Milwaukee	Green Bay, 29-7	49,644

1968 STATISTICAL LEADERS

RUSHING	NFL Rank	Att.	Yds.	Avg.	Long	TD
Donny Anderson	9	170	761	4.5	42	5
Jim Grabowski	17	135	518	3.8	25	3
Elijah Pitts	38	72	264	3.7	14	2

PASSING	NFL Rank	Att.	Comp.	Pct.	Gain	TD	Long	Int.	Avg. Gain
Bart Starr	4	171	109	.637	1617	15	63t	8	9.5
Zeke Bratkowski	18	126	68	.540	835	3	72t	7	6.7

RECEIVING	NFL Rank	No.	Yds.	Avg.	Long	TD
Boyd Dowler	11	45	668	14.8	72t	6
Carroll Dale	16	42	818	19.5	63t	8

PUNTING—Anderson (9th NFL)—59 for 40.0 avg.; 65 long
INTERCEPTIONS—T. Brown—4 for 66 yds., 25 long, 0 TD
PUNT RETURNS—Wood (14th NFL)—26 for 126 yds., 16 long, 11 FC, 0 TDs
KICKOFF RETURNS—Williams (16th NFL)—28 for 599 yds., 60 long, 0 TDs
SCORING—Dale—8 TDs receiving, 48 pts.

1968 RESULTS (6-7-1)

30 Philadelphia	13	10 Minnesota	14
13 Minnesota	26	29 New Orleans	7
17 Detroit	23	27 Washington	7
38 Atlanta	7	20 San Francisco	27
14 Los Angeles	16	3 Baltimore	16
14 Detroit	14	28 Chicago	27
28 Dallas	17		
10 Chicago	13	281 TOTALS	227

1969 SCHEDULE

9-21 Chicago	11- 9 at Baltimore
9-28 San Francisco	11-16 Minnesota
10- 5 at Minnesota	11-23 Detroit
10-12 at Detroit	11-30 New York
10-19 at Los Angeles	12- 7 at Cleveland
10-26 Atlanta	12-14 at Chicago
11- 2 at Pittsburgh	12-21 St. Louis

WESTERN CONFERENCE, CENTRAL DIVISION

MINNESOTA VIKINGS

Do Not Play in 1969

7809 Southtown Center
Bloomington, Minn. 55431
President—Max Winter
General Manager—Jim Finks
Office Phone: (612) 866-3601
Colors—Purple and White, Gold Trim
Metropolitan Stadium Capacity: 47,693
1968 Home Attendance: 328,072



COACH GRANT



QB KAPP

1968 Results—Won 8, Lost 6, Tied 0. Central Division Champions. All-Time Record—Won 40, Lost 65, Tied 7.
Coaching Staff—Bud Grant (third year); Jerry Burns, John Michels, Bus Mertes, Bob Hollway, Jack Patera.

SERIES HISTORY

Year	Site	Winner-Score	Att.
1968	New Orleans	New Orleans, 20-17	71,105

1968 STATISTICAL LEADERS

RUSHING	NFL Rank	Att.	Yds.	Avg.	Long	TD
Bob Brown	8	222	805	3.6	32	11
Clinton Jones	16	128	536	4.1	43	1

PASSING	NFL Rank	Att.	Comp.	Pct.	Gain	TD	Long	Int.	Avg. Gain
Joe Kapp	13	248	129	.521	1699	10	61t	17	6.8
Gary Cuozzo	..	33	24	.727	299	1	31	0	9.0

RECEIVING	NFL Rank	No.	Yds.	Avg.	Long	TD
Gene Washington	9	46	756	16.3	61t	6
Bob Brown	..	31	329	10.6	57t	3

PUNTING—Hill (16th NFL)—33 for 41.0 avg.; 53 long
INTERCEPTIONS—Krause (8th NFL)—7 for 82 yds., 29 long, 0 TD
PUNT RETURNS—West (4th NFL)—20 for 201 yds., 98t long, 8 FC, 1 TD
KICKOFF RETURNS—West (6th NFL)—22 for 576 yds., 82 long, 0 TD
SCORING—Cox (6th NFL)—31-32 XP; 19-29 FG; 88 pts.

1968 RESULTS (8-6)

47 Atlanta	7	14 Green Bay	10
26 Green Bay (Mil)	13	13 Detroit	6
17 Chicago	27	9 Baltimore	21
24 Detroit	10	3 Los Angeles	31
17 New Orleans	20	30 San Francisco	20
7 Dallas	20	24 Philadelphia	17
24 Chicago	26		
27 Washington	14	282 TOTALS	242

1969 SCHEDULE

9-21 at New York	11- 9 Cleveland
9-28 Baltimore	11-16 at Gr. Bay (M)
10- 5 Green Bay	11-23 Pittsburgh
10-12 at Chicago	11-27 at Detroit
10-19 at St. Louis	12- 7 at Los Angeles
10-26 Detroit	12-14 San Francisco
11- 2 Chicago	12-21 at Atlanta

1969 PRE-SEASON OPPONENTS

SAN DIEGO CHARGERS

Aug. 9 at San Diego

DIRECTORY

President: Eugene V. Klein
General Manager-Head Coach: Sid Gillman
Publicity Director: Jerry Wynn
Office Address: 2223 El Cajon Blvd.
San Diego, Calif. 92104
Telephone: (714) 297-4461
Stadium: San Diego Stadium
Capacity 50,000
Colors: Blue, White and Gold

1968 Record: Won 9, Lost 5

(Third, AFL Western Division)

Series Results: No previous game

DENVER BRONCOS

Aug. 16 at Denver

DIRECTORY

President: Allan R. Phipps
General Manager-Head Coach: Lou Saban
Public Relations Director: Val Pinchbeck
Office Address: 5700 Logan St.
Denver, Colo. 80216
Telephone: (303) 623-8778
Stadium: Denver Mile High Stadium
Capacity: 50,000
Colors: Orange, Blue and White

1968 Record: Won 5, Lost 9

(Fourth, AFL Western Division)

Series Results: No previous game

HOUSTON OILERS

Sept. 6 at New Orleans

DIRECTORY

President: K. S. (Bud) Adams, Jr.
Vice President-General Manager:
Don Klosterman
Head Coach: Wally Lemm
Publicity Director: Jim McLemore
Office Address: 6910 Fannin, P.O. Box 1516
Houston, Tex. 77001
Telephone: (713) RI 8-2780
Stadium: Astrodome Capacity: 52,000
Colors: Scarlet, Columbia Blue and White

1968 Record: Won 7, Lost 7

(Second, AFL Eastern Division)

Series Results:
Oilers 24, Saints 23
at Houston, 1968

1968 ALL-NFL SELECTIONS

(Selected by Associated Press, United Press International
and Newspaper Enterprises Association)

OFFENSE

Clifton McNeil, San Francisco (AP, UPI, NEA).....Wide Receiver
Paul Warfield, Cleveland (UPI, NEA).....Wide Receiver
Bob Hayes, Dallas (AP).....Wide Receiver
John Mackey, Baltimore (AP, UPI, NEA).....Tight End
Ralph Neely, Dallas (AP, UPI, NEA).....Tackle
Bob Brown, Philadelphia (AP, NEA).....Tackle
Bob Vogel, Baltimore (UPI).....Tackle
Gene Hickerson, Cleveland (AP, UPI, NEA).....Guard
Howard Mudd, San Francisco (AP, UPI, NEA).....Guard
Mick Tingelhoff, Minnesota (AP, UPI, NEA).....Center
Earl Morrall, Baltimore (AP, UPI, NEA).....Quarterback
Leroy Kelly, Cleveland (AP, UPI, NEA).....Running Back
Gale Sayers, Chicago (AP, UPI, NEA).....Running Back

DEFENSE

Deacon Jones, Los Angeles (AP, UPI, NEA).....End
Carl Eller, Minnesota (AP, UPI, NEA).....End
Merlin Olsen, Los Angeles (AP, UPI, NEA).....Tackle
Bob Lilly, Dallas (AP, UPI, NEA).....Tackle
Dick Butkus, Chicago (AP, UPI, NEA).....Linebacker
Mike Curtis, Baltimore (AP, UPI).....Linebacker
Chuck Howley, Dallas (AP, NEA).....Linebacker
Dave Robinson, Green Bay (UPI, NEA).....Linebacker
Lem Barney, Detroit (AP, UPI, NEA).....Halfback
Bob Boyd, Baltimore (AP, UPI).....Halfback
Cornell Green, Dallas (NEA).....Halfback
Larry Wilson, St. Louis (AP, UPI, NEA).....Safety
Ed Meador, Los Angeles (AP).....Safety
Willie Wood, Green Bay (UPI).....Safety
Rick Volk, Baltimore (NEA).....Safety

1968 N.F.L. INDIVIDUAL LEADERS

RUSHING

	Atts.	Yards	Avg.	Long	TDs
Kelly, Cleveland	248	1239	5.0	65	16
Willard, San Francisco	227	967	4.3	t69	7
Woodeshick, Philadelphia	217	947	4.4	t54	3
Hoak, Pittsburgh	175	858	4.9	t77	3
Sayers, Chicago	138	856	6.2	63	2
Perkins, Dallas	191	836	4.4	t28	4
Crenshaw, St. Louis	203	813	4.0	t66	6
Brown, Minnesota	222	805	3.6	32	11
Anderson, Green Bay	170	761	4.5	42	5
Matte, Baltimore	183	662	3.6	23	9
McCall, New Orleans	155	637	4.1	48	4
Ellison, Los Angeles	151	616	4.1	t52	5

PASSING

	Atts.	Comp.	Pct. Comp.	Yards Gained	TDs	Had Int.
Morrall, Baltimore	317	182	57.4	2909	26	17
Meredith, Dallas	309	171	55.3	2500	21	12
Brodie, San Francisco	404	234	57.9	3020	22	21
Starr, Green Bay	171	109	63.7	1617	15	8
Tarkenton, New York	337	182	54.0	2555	21	12
Nelsen, Cleveland	293	152	51.9	2366	19	10
Munson, Detroit	329	181	55.0	2311	15	8
Jurgensen, Washington	292	167	57.2	1980	17	11
Gabriel, Los Angeles	366	184	50.3	2364	19	16
Kilmer, New Orleans	315	167	53.0	2060	15	17
Berry, Atlanta	153	81	52.9	1433	7	13
Shiner, Pittsburgh	304	148	48.7	1856	18	17

PASS RECEIVING

	No.	Yards	Avg.	Long	TDs
McNeill, San Francisco	71	994	14.0	t65	7
Jefferson, Pittsburgh	58	1074	18.5	62	11
Rentzel, Dallas	54	1009	18.7	t65	6
Abramowicz, New Orleans	54	890	16.5	t47	7
Hayes, Dallas	53	909	17.2	t54	10
Warfield, Cleveland	50	1067	51.3	t65	12
Smith, St. Louis	49	789	16.1	t65	2
Taylor, Washington	48	650	13.5	47	5
Washington, Minnesota	46	756	16.4	t61	6
Jones, New York	42	1057	23.5	84	7
Dowler, Green Bay	45	668	14.8	t72	6
Mackey, Baltimore	45	644	14.3	t45	5
Jerry Smith, Washington	45	626	13.9	56	6

INTERCEPTIONS

	No.	Yards	Avg.	Long	TDs
Williams, New York	10	103	10.3	24	0
Alexander, San Francisco	9	155	17.2	t66	1
Davis, Cleveland	8	162	20.3	44	0
Boyd, Baltimore	8	160	20.0	49	1
Lockhart, New York	8	130	16.3	t72	2
Owens, Washington	8	109	13.6	38	0
Barney, Detroit	7	82	11.7	62	0
Krause, Minnesota	7	82	11.7	29	0
Williams, Los Angeles	7	51	7.3	36	0
Volk, Baltimore	6	154	25.7	90	0
Howley, Dallas	6	115	19.2	58	1

1968 N.F.L. INDIVIDUAL LEADERS

INTERCEPTIONS (Continued)

	No.	Yards	Avg.	Long	TDs
Howell, Cleveland	6	55	9.2	24	0
Whitsell, New Orleans	6	50	8.3	32	0
Meador, Los Angeles	6	37	6.2	20	0
Kellerman, Cleveland	6	29	4.8	12	0

PUNTING

	Stdg.	No.	Yards	Avg. Dist.	Long	Blkd.
Lothridge, Atlanta	1	75	3324	44.3	70	0
Bragg, Washington	2	76	3288	43.3	64	2
Latourette, St. Louis	3	65	2701	41.6	55	0
McNeill, New Orleans	4	49	2009	41.0	58	1
Widby, Dallas	5	59	2415	40.9	84	0
Baker, Philadelphia	6	55	2248	40.9	57	0
Depoyster, Detroit	7	71	2868	40.4	60	0
Walden, Pittsburgh	8	68	2745	40.4	57	0
Anderson, Green Bay	9	59	2359	40.0	65	0
Studstill, Los Angeles	10	81	3207	39.6	58	0

PUNT RETURNS

	Stdg.	No.	FC	Yards	Avg.	Long	TDs
Hayes, Dallas	1	15	10	312	20.8	t90	2
Haymond, Philadelphia	2	15	6	201	13.4	t54	1
Latourette, St. Louis	3	28	11	345	12.3	t86	1
West, Minnesota	4	20	8	201	10.1	t98	1
Jefferson, Pittsburgh	5	28	9	274	9.8	t80	1
Meador, Los Angeles	6	17	15	136	8.0	40	0
Volk, Baltimore	7	25	7	198	7.9	24	0
Brown, Baltimore	8	16	8	125	7.8	25	0
Harris, Washington	9	19	2	144	7.6	20	0
T. Brown, Green Bay	10	16	5	111	6.9	t52	1

KICKOFF RETURNS

	Stdg.	No.	Yards	Avg.	Long	TDs
Pearson, Baltimore	1	15	527	35.1	t102	2
Smith, Los Angeles	2	26	718	27.6	t94	1
Sayers, Chicago	3	17	461	27.1	46	0
Latourette, St. Louis	4	46	1237	26.9	75	0
Barney, Detroit	5	25	670	26.8	t98	1
West, Minnesota	6	22	576	26.2	82	0
Baynham, Dallas	7	23	590	25.7	40	0
Harris, Washington	8	23	579	25.2	49	0
Shy, Pittsburgh	9	28	682	24.4	80	0
Haymond, Philadelphia	10	28	677	24.2	t98	1
Adderley, Green Bay	11	14	331	23.6	50	0
Howard, New Orleans	12	23	533	23.2	36	0

SCORING

	Tot. TDs	XP	FG	FGA	Tot. Pts.
Kelly, Cleveland	20	0	0	0	120
M. Clark, Dallas	0	54	17	29	105
Michaels, Baltimore	0	48	18	28	102
Cockroft, Cleveland	0	46	18	24	100
Percival, Chicago	0	25	25	36	100
Cox, Minnesota	0	31	19	29	88
Gossett, Los Angeles	0	37	17	31	88
Bakken, St. Louis	0	40	15	24	85
Brown, Minnesota	14	0	0	0	84
Durkee, New Orleans	0	27	19	37	84
Gogolak, New York	0	36	14	24	78

SAINTS ON TELEVISION, 1969

PRE-SEASON. Three Saints' road games, San Diego, Denver and Detroit, will be telecast live by WWL-TV (Channel 4) in New Orleans. The Saints-Steelers game in Baton Rouge, and the two home games (Atlanta and Houston) will be video-taped for showing on the Sundays following the games. John Ferguson will handle the play-by-play for the pre-season telecasts.

REGULAR SEASON. The Saints will appear before CBS cameras in each of their 14 regular season games. Road games will be telecast on nine stations in the Saints' region, including WWL-TV in New Orleans. Home games will be carried on the stations listed below with the exception of WWL and WAFB, and to the home network area of the visiting team.

The Saints TV network:

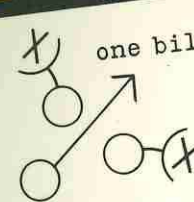
WKRG	Mobile, Ala.	WWL	New Orleans, La.
WAFB	Baton Rouge, La.	KSLA	Shreveport, La.
KLFY	Lafayette, La.	WCBI	Columbus, Miss.
KNOE	Monroe, La.	WJTV	Jackson, Miss.
WTOK		Meridian, Miss.	

SAINTS ON RADIO, 1969

All games, both pre-season and regular season, will be broadcast on a multi-station network with WWL Radio in New Orleans the originating station. Al Wester will handle the play-by-play, with color commentary supplied by Jim Taylor.

The Saints' radio network (as of August 1, 1969):

LOUISIANA		Oxford	WOOR
Baton Rouge	WLUX	Lucedale	WRBE
Bogalusa	WIKC	Wayneboro	WABO
Crowley	KSIG	FLORIDA	
Hammond	WTGI-FM	Pensacola	WNYW
Lafayette	KXKW	Panama City	WPCF
Lake Charles	KAOK	ALABAMA	
Mansfield (Natchitoches)	KDXI	Butler	WPRN
Monroe	KREB	Clanton	WKLF
Morgan City	KMRC	Demopolis	WXAL
New Orleans	WWL	Birmingham	WAQY
Port Sulphur	KPBC	Mobile	WMOO
Springhill	KBSF	Tuscaloosa	WJRD
Thibodaux	KTIB-FB	Huntsville	WNDA-FM
MISSISSIPPI		ARKANSAS	
Brandon (Jackson)	WRKN	Hot Springs	KZNG
Canton	WMGO	Texarkana	KOSY
Clarksdale	WROX	TEXAS	
Hattiesburg	WBKH	Orange	KOGT
Indianola	WNLA	Port Arthur	KOLE
Laurel	WNSL	Marshall	KDOX
Natchez	WNAT	Tyler	KTBB
New Albany	WNAU		



one billion-in-force

Found a New Orleans life insurance company with the best available brains. Use talent aggressively to research and determine the most serious life insurance problems in the nation today. Create new plans of life insurance to relieve these problems. At the same time maintain competitive rates. Expand into a nationwide company. Reach the one billion-in-force mark in less than five years.

Game Plan

That was our game plan for success back in 1964. It still is. One billion of life insurance in force is just a short step away.

The life insurance industry represents a lot of tough competition. The only way to win is to be better, to offer superior products, and to do so competitively.

Our times are changing, life is more complex, problems are more trouble-

some. We decided to think ahead, to devise new answers to these problems and give the public fresh, new opportunities to make sense with insurance.

How well this New Orleans company succeeded can be judged by its enormous acceptance in the 24 states and the District of Columbia in which it is now operating. This is why our billion dollar objective in less than five years is within reach.



Louisiana and Southern

LIFE INSURANCE COMPANY

LOUISIANA AND SOUTHERN LIFE BUILDING

225 BARONNE STREET • NEW ORLEANS, LOUISIANA • (504) 523-2504

On the way to the top

New Orleans Saints and
Louisiana and
Southern Life



When you look at New Orleans, there are two significant things that have happened in the last five years: the New Orleans Saints and Louisiana and Southern Life, a company approaching \$1,000,000,000 of life insurance in force in less than five years, a tremendous achievement that will make life insurance history.



Louisiana and Southern

LIFE INSURANCE COMPANY

LOUISIANA AND SOUTHERN LIFE BUILDING

225 BARONNE STREET • NEW ORLEANS, LOUISIANA • (504) 523-2504