



NEW ORLEANS SAINTS



1999

Record & Fact Book






www.neworleanssaints.com



Track
Ricky's stats



Player
Information



Coaches
Corner



Saintsations
Dance Team

Your best source for Saints football on the Web.

SAINTS 1999 SCHEDULE

PRESEASON

| Date | Opponent (TV Network) | New Orleans Kickoff Time |
|------------------|------------------------------|-----------------------------|
| Aug. 13 (Fri.) | at Miami Dolphins (WWL-TV) | 6:30 p.m. |
| 21 (Sat.) | INDIANAPOLIS COLTS (WWL-TV) | 7 P.M. |
| 28 (Sat.) | GREEN BAY PACKERS (WWL-TV) | 7 P.M. |
| Sept. 2 (Thurs.) | at Tennessee Titans (WWL-TV) | 7 p.m. |

REGULAR SEASON*

| | | |
|-----------|--------------------------------|-----------|
| Sept. 12 | CAROLINA PANTHERS (FOX) | 12 NOON |
| 19 | at San Francisco 49ers (FOX) | 3 p.m. |
| 26 | OPEN | |
| Oct. 3 | at Chicago Bears (FOX) | 12 noon |
| 10 | ATLANTA FALCONS (FOX) | 12 NOON |
| 17 | TENNESSEE TITANS (CBS) | 12 NOON |
| 24 | at New York Giants (FOX) | 12 noon |
| 31 | CLEVELAND BROWNS (CBS) | 12 NOON |
| Nov. 7 | TAMPA BAY BUCCANEERS (FOX) | 3 P.M. |
| 14 | SAN FRANCISCO 49ERS (FOX) | 12 NOON |
| 21 | at Jacksonville Jaguars (ESPN) | 7:20 p.m. |
| 28 | at St. Louis Rams (FOX) | 12 noon |
| Dec. 5 | at Atlanta Falcons (FOX) | 12 noon |
| 12 | ST. LOUIS RAMS (FOX) | 12 NOON |
| 19 | at Baltimore Ravens (FOX) | 12 noon |
| 24 (Fri.) | DALLAS COWBOYS (FOX) | 2 P.M. |
| Jan. 2 | at Carolina Panthers (FOX) | 12 noon |

*All Regular Season Games on Sunday unless noted

All games are broadcast on the Saints Flagship, WWL-Radio (870 AM), and Hispanic Flagship, WFNO-Radio (830-AM).



THE FLEUR DE LIS

The Fleur de Lis, the emblem that the Saints wear on their helmets, is a symbol from the Court of Louis XIV. It is a french word that stands for "flower of the lilly."

The Fleur de Lis is a symbol of New Orleans which was adopted during the French occupation of Louisiana, from 1682 through 1762.

Traditionally, it has been used to represent French royalty, and in that sense it is said to signify perfection, light, and life.

Due to its three "petals," the fleur-de-lis has also been used to represent the Holy Trinity.



CONTENTS

| | | | |
|-------------------------------|---------|--------------------------------|---------|
| ALL-TIME ROSTER | 110-115 | RESULTS | |
| ALL-TIME NUMERICAL | 116-122 | All-Time | 204-209 |
| BIOGRAPHIES | | All-Time Home/Away Record..... | 215 |
| Tom Benson | 4-5 | Attendance | 218-219 |
| Bill Kuharich | 6-7 | Overtime | 209 |
| Executives | 8-9 | Postseason, 1998 | 149 |
| Mike Ditka | 10-13 | Preseason | 220-221 |
| Assitant Coaches | 14-23 | Prime Time | 268 |
| 1999 Draft..... | 101-102 | Pro Bowl | 152 |
| Other Saints, 1999 | 103-105 | Series Results | 210 |
| Player Personnel | 24-25 | Series Records..... | 211-214 |
| Saints Staff | 26-29 | Super Bowl | 152 |
| Veteran Players | 35-100 | Year-by-Year | 222-252 |
| DEPTH CHART | 106 | ROAD HOTELS | 132 |
| DRAFT HISTORY | 123-128 | ROSTERS | |
| DRAFT TRIVIA | 128 | First-Year | 109 |
| FACILITY | IBC | Numerical | 109 |
| FLEUR DE LIS | 1 | Veterans..... | 108 |
| FOLLOWING THE SAINTS..... | 272-273 | SCHEDULES | |
| GAME BY GAME STARTERS | 147 | 1999 Postseason..... | 30 |
| GAME PARTICIPATION | 146 | NFL 1999 Preseason | 264 |
| GAME SUMMARIES, 1998 | 134-141 | NFL 1999 Regular Season | 265-268 |
| HISTORY | 253-258 | Saints, 1999..... | 1 |
| HONORS RECEIVED | 129-131 | STAFF DIRECTORY | 3 |
| HOW SAINTS ARE BUILT | 107 | STANDINGS, ALL-TIME | 216-217 |
| IMPORTANT DATES, 1999..... | 30 | NFL, 1998 | 149 |
| INSTANT REPLAY | 262 | STATISTICS | |
| IN THE COMMUNITY | 32-33 | 1998 Game-by-Game..... | 144-145 |
| LAST TIME | 199-202 | 1998 Individual | 142-143 |
| LONGEST PLAYS, 1998 | 132 | 1998 Preseason | 150-151 |
| MEDIA INFORMATION..... | 274 | 1998 Rankings | 148 |
| MEDICAL TERMS | 276-277 | 1998 Team | 142-143 |
| NFL PR CONTACTS..... | 275 | Yearly Rankings | 148 |
| PLAYOFF GAME STATISTICS | 261 | SUPERDOME FACTS | 271 |
| PLAYOFF GAME SUMMARIES | 259-260 | TICKET INFORMATION | 271 |
| PRO BOWL SAINTS | 122 | TIE BREAKERS | 269 |
| PRONUNCIATION GUIDE | 109 | TRAINING CAMP, 1999 | 270 |
| RECORDS | | History | 270 |
| Big Days..... | 194-198 | UNIFORM CHANGES | 191 |
| Consecutive Records | 192-193 | WHAT TO LOOK FOR IN 1999 | 34 |
| Head Coaches..... | 13 | | |
| Leaders, All-Time | 154-156 | | |
| Leaders by Years | 157-165 | | |
| Saints Individual | 166-179 | | |
| Saints Team | 180-189 | | |
| Two-Team Records..... | 190-191 | | |



SAINTS DIRECTORY

EXECUTIVE

TOM BENSON

Owner

BARBARA SCHOEN

Administrative Assistant to the Owner

JUDY JOHNSON

Administrative Assistant to the Owner

LIZ GERACI

Secretary to the Owner

SHALEEN HUNER

Administration

CHARLOTTE TROXLER

Administration

RODNEY HENRY

Administrative Assistant

FOOTBALL OPERATIONS

BILL KUCHARICH

President / General Manager / Chief

Operating Officer

CHARLES BAILEY

Asst. General Manager/Vice President

of Football Operations

BRUCE LEMMERMAN

Director of College Scouting

MAURICE HURST

Director of Player Programs

TERRY O'NEIL

Salary Cap Consultant

MATT BOOCKMEIER

Scout

HOKIE GAJAN

Scout

CORNELL GOWDY

Scout

TIM HEFFELFINGER

Scout

TOM MARINO

Scout

GRANT NEILL

Pro Scout

MARK SADOWSKI

Combine Scout

SHEILA PALMISANO

Admin. Asst. to the President

OMAR KHAN

Player Personnel Asst.

DEBBIE GALLAGHER

Player Personnel Asst.

DAN SIMMONS

Equipment Manager

GLENNON "SILKY" POWELL

Assistant Equipment Manager

NOLAN CASTEX

Equipment Assistant

DEAN KLEINSCHMIDT

Head Athletic Trainer

KEVIN MANGUM

Asst. Athletic Trainer/Dir. of Rehabilitation

AARON MILLER

Assistant Athletic Trainer

DR. CHARLES L. BROWN

Internist

DR. TERRY HABIG

Orthopedist

DR. TIM FINNEY

Orthopedist

DR. KING MCGOEY

Dentist

JOE MALOTA

Video Director

BOB LEE

Assistant Video Director

COACHING

MIKE DITKA

Head Coach

DANNY ABRAMOWICZ

Offensive Coordinator

ZAVEN YARALIAN

Defensive Coordinator

BOBBY APRIL

Special Teams

TOM CLEMENTS

Quarterbacks

WALT COREY

Defensive Line

JUDD GARRETT

Offensive Assistant

RODNEY HOLMAN

Offensive Assistant/Tight Ends

HAROLD JACKSON

Wide Receivers

RICKEY JACKSON

Defensive Assistant/Pass Rush

NED JAMES

Defensive Assistant/Linebackers

LARY KUCHARICH

Running Backs

CARLOS MAINORD

Defensive Backs

BILL MEYERS

Offensive Line

DAN NEAL

Tight Ends/Offensive Line Assistant

MARKUS PAUL

Assistant Strength & Conditioning

RICK VENTURI

Assistant Head Coach/Linebackers

MIKE WOJCIK

Strength & Conditioning

MELANIE KRAMER

Admin. Asst. to the Head Coach

SONDRA EGAN

Coaching Secretary

MARKETING

GREG SUIT

Senior Vice President of Marketing and

Administration

GREG SEELING

Director of Corporate Sales

SYLVIA ALFORTISH

Marketing Asst./Saintsations Director

SCOTT SIDWELL

Marketing Asst./Stadium Operations

STACY SCHEXNAYDRE

Marketing Assistant

JASON TROSCLAIR

Youth Programs Coordinator

CHRIS LOPEZ

Marketing Intern

GREG BENSEL

Director of Media and Public Relations

ROBERT GUNN

Assistant Director of Media and Public

Relations

ANGIE WAGUESPACK

Media and Community Relations

Assistant/Saintsations Choreographer

JUSTIN MACIONE

Media Relations Assistant

RENNY SIMNO

Media Relations Intern

MICHAEL C. HEBERT

Director of Photography

BARRY LAWRENCE

Digital Photo Specialist

JASEN FEYERHERM

Director of Ticket Sales

JESSICA BETTGER

Ticket Sales Supervisor

ALBERTHA ARMSTRONG

Ticket Sales Representative

DON BOYNE

Ticket Sales Representative

JOE CHAVIS

Ticket Sales Representative

MEGAN McLAUGHLIN

Ticket Office

JOE NOTO

Ticket Operations Supervisor

COURTNEY RIPPES

Ticket Sales Representative

MELISSA SCOTT

Ticket Office

STACEY SUHM

Receptionist

CHAD WILKEN

Ticket Office

BARRA BIRRCHEER

Director of Travel/Entertainment/Special

Projects

KATHLEEN VOGT

Travel/Entertainment

BUSINESS

BRUCE BROUSSARD,

DENNIS LAUSCHA

Treasurers

JAY ROMIG

Data Processing Manager

CHARLEEN SHARPE

Comptroller

AMIS ARTIGUES

Business Office

JOHN PERFECT

Mail Clerk

LINDA BOURGEOIS

Business Office

TERRY ASHBURN

Facilities Manager

LESTER VALLET, JR.

Facilities Assistant

TIM FLETCHER

Grounds Superintendent

OFFICES

5800 Airline Drive

Metairie, LA 70003

(504) 733-0255

(504) 731-1799 (Media Relations)

(504) 731-1888 (Media Rel. FAX)

(504) 731-1700 (Ticket Info.)

HOME FIELD

Louisiana Superdome (70,054)

TRAINING CAMP

U. of Wisconsin-La Crosse

R.O. Box 3028

La Crosse, WI 54601

(608) 789-4550



TOM BENSON

Owner

Entering his 14th season as owner of the New Orleans Saints, Tom Benson is widely recognized as one of the National Football League's most successful and influential leaders. Benson has built his NFL reputation through a record of accomplishments and service to the league and his community. Since 1985, when Benson stepped in and saved the team from leaving New Orleans, the Saints achieved their first winning season and their first NFC Western Division title. Under Benson's direction and leadership, New Orleans has hosted three of eight Super Bowls during his ownership tenure.

Benson's vision and commitment to New Orleans was evident when he guided the team into a new practice facility at the start of the 1996 season, the culmination of a program of state-funded capital improvements. These projects, tied to a new multi-year lease between the Saints and the state-owned Louisiana Superdome, include the new 18,000-seat downtown arena, the AAA baseball stadium in Jefferson Parish, the Alario multi-purpose facility and a three-year program of improvements to the Superdome which was completed prior to Super Bowl XXXI.

Benson has played an important role within the NFL community. He is a member of the league's Finance committee, a member of the Broadcast committee, International committee and the NFL's Legislative committee.


He spearheaded the process that expanded the league to include the Charlotte and Jacksonville franchises and he negotiated the most recent contract to extend the services of Commissioner Paul Tagliabue. Benson's involvement in the NFL began innocently in 1984 when he learned that the Saints were about to be sold to out-of-town interests that would move the team from New Orleans. Benson understood the economic impact and general importance of the franchise to the city. His initial intent was to become a partner in a local group motivated to step in, purchase the team and keep it in New Orleans. Subsequently, Benson actually put the group together, purchased the team on May 31, 1985, and became sole owner in 1992.

Benson was born in New Orleans in 1927 and grew up on the edge of the city's sprawling 9th Ward. One of four children of Tom Sr. and Carmen Benson, he was educated at St. Aloysius High School (now Brother Martin) and Loyola University. As a youngster, he played football for St. Roch Park and earned spending money delivering the Times-Picayune newspaper.

After studying business and accounting at Loyola, Benson went to work as a bookkeeper for the Cathey Chevrolet Co. in New Orleans in 1948.

By 1956, at age 29, Benson was on his way to San Antonio, Texas to manage a Chevrolet dealership as a junior partner. Six years later he took full control of the company and established the Tom Benson Motor Company. That acquisition spawned what became Benson Automotive World, a multi-dealership organization with 33 franchises and outlets in New Orleans, San Antonio and Corpus Christi. In 1972, Benson entered the banking business and eventually took his banking network public as Benson Financial World.

Appreciative of New Orleans' schools, business community and people, Benson and his brothers, Jerome and Larry, established the Free Enterprise Resource Center at Brother




Martin High School in honor of their parents. He has endowed chairs in free enterprise at St. Mary's University and banking at Incarnate Word College. He serves on the President's Council of Loyola University, his alma mater.

Community service to at-risk youth has been a hallmark of Benson's tenure as team owner. A few examples include: Benson Hoops, the often emulated midnight basketball program in the inner city; Saints Flag Football in New Orleans middle schools; the Saints Venture Fund & Impact Grants program in conjunction with United Way and a Play Football program for underprivileged kids. He has guided the Saints' support of football at all levels in the region, from playgrounds through high school and college programs to the Sugar Bowl and Bayou Classic.

Benson has received several honors for his community involvement, a few of which are: American Tradition Award from the B'nai Brith Foundation of the U.S.; Rev. Jacques E. Yenni Award for Community Service from Loyola University; N.A.D.A. Northwood Institute for Outstanding Service to Education; Brotherhood Award of the National Conference of Christians and Jews; Order of St. Louis Medallion for dedication to church from the Archdiocese of New Orleans; 1986 Brother Martin Alumnus of the Year; Insigne Verbum Award from Incarnate Word College; Honorary Doctor of Science and Business from Cleary College; Honorary Doctor of Humane Letters from Loyola University; and Honorary Doctor of Laws from Northwood University.

Benson and his wife, the former Grace Trudeau of New Orleans, share a family of five children: Renee, Donn, Susan, Rick and Mimi, plus six grandchildren.




Saints owner Tom Benson and head coach Mike Ditka address the media following the team's 1999 NFL Draft.



BILL KUCHARICH

President/General Manager/Chief Operating Officer



Bill Kuharich enters his third year as President/General Manager/Chief Operating Officer of the New Orleans Saints.

In his role, Kuharich manages the day-to-day operation of the entire organization including football operations, marketing and administration and finance. Prior to being named President/General Manager/Chief Operating Officer in January 1997, Kuharich served as Executive Vice President/General Manager during the 1996 season.

His tenure with the Saints originally began when he was hired by the late Jim Finks as New Orleans' director of player personnel, a position he held from 1986-93. In 1994, he was promoted to Vice President of Football Operations where he remained until being promoted in 1996.

Kuharich was the driving force behind the hiring of head coach Mike Ditka, the Saints 12th head coach. "Bill spearheaded the search for a new head coach and he was solely responsible for bringing Mike Ditka to the table," said Saints owner Tom Benson. "I have the highest confidence in Bill's ability to lead this organization."

The Kuharich/Ditka combination has already proven dividends. The Saints continue to build the team through younger, faster, stronger players. "It is important that our direction continues to be unified...that decisions about the organization are done in concert with the ultimate goal of making this club a winner again," Kuharich added. In their first year together, the team improved its win-loss record and fielded the 4th rated defense in the league.

"Mike and I have the same goal and that is to get this team to the Super Bowl," said Kuharich. "The city of New Orleans and our fans deserve it."

Although Kuharich's rise in the football hierarchy has been a gradual one, he is today the NFL's youngest President/General Manager/Chief Operating Officer at age 45. Since becoming involved in professional football, Kuharich has had the fortunate opportunity to encounter virtually every aspect of the front office. All of which, he was under the direct tutelage of some of the finest football administrators in the game.

By the time he was 29, Kuharich was working as an administrative assistant to Carl Peterson, then general manager of the Philadelphia Stars of the USFL. A year later, in 1984, he was elevated to assistant general manager/director of player personnel. In the club's three years of existence (1983-85), it posted a record of 48-13-1, played in all three championship games, winning each of the last two.

In addition, Kuharich was exposed to football at an early age, and he took full advantage of this invaluable opportunity. His father, the late Joe Kuharich, was a collegiate head coach at San Francisco (1948-51) and Notre Dame (1959-62), and an NFL head coach with the Chicago Cardinals (1952), Washington Redskins (1954-58) and the Philadelphia Eagles (1964-68). During his stay in Philadelphia, Joe Kuharich doubled as the club's general manager. He was also an assistant with the Pittsburgh Steelers (1946). His 1951 University of San Francisco team went 9-0 and was made up of four future NFL Hall of Famers, including former Commissioner Pete Rozelle, Ollie Matson, Gino Marchetti and Bob St. Clair.

Kuharich football acumen was further developed as he spent a majority of his childhood around his father and the teams he coached. His summers consisted of serving as a ball boy in training camp. "I was able to absorb all of these thoughts and ideas from being around football people all my life, getting on-the-job training," Kuharich said. The Kuharich legacy in professional football is anchored in the fact that he and his father are the first father/son combination in the history of the NFL to serve as general managers.

Kuharich learned first-hand from his father that resiliency is a trait that is necessary to survive in this profession as well as in life. After a few setbacks as a first-year NFL coach, his father was hired as head coach of the Washington Redskins, and in 1955 was named NFL Coach-of-the-Year after leading the Redskins to a regular season record of 8-4. In 1970, his father was diagnosed with cancer and was given one year to live. He won the battle and survived cancer for 11 more years before passing away in 1981. "I have seen first-hand the many obstacles as well as the successes that



one encounters in this profession," said Kuharich. "My father certainly left an indelible impression on me...one that I think will help serve me not only in my life but also in making this organization a winner again."

In addition to his late father, Kuharich will utilize many ideas that he acquired from his football mentors. During his professional career, he has been tutored by two of the most respected men in the football business.

With the Stars, Kuharich worked under Carl Peterson, who also served as Director of Player Personnel with the Philadelphia Eagles from 1977-82, and is now the President/General Manager and Chief Operating Officer with the Kansas City Chiefs. With the Saints, Kuharich spent eight years working and learning under the late Jim Finks, a 1995 inductee into the NFL Hall of Fame who was responsible for building Super Bowl clubs in Minnesota and Chicago, and who turned around the fortunes of the Saints after just two years on the job. "Carl Peterson and the late Jim Finks are two of the most respected men in professional football. I couldn't have asked for better teachers," Kuharich said.

Kuharich attributes much of the knowledge he has gained in football to Finks. "No doubt about it, Jim was the greatest influence on me in my professional career," said Kuharich. "There won't be a day that I won't be able to draw on something that I've learned from him."

During Kuharich's tenure as director of player personnel, the Saints posted 77 regular season victories, fourth-most in the NFL over this eight-year stretch. In order to maintain this success, the Saints, during the recent offseason, have made sweeping changes under Kuharich. With the objective of building the 1999 Saints into a Mike Ditka-style team, Kuharich has guided the offseason acquisitions of WR Eddie Kennison, G Wally Williams and brokered a draft-day deal enabling the Saints to draft Heisman Trophy RB Ricky Williams, college football's most prolific runner.

The work ethic Kuharich displays can also be traced to his family roots. "From an early age, he taught us the way to do things was not to cut corners," said Kuharich of his father, a first generation American, whose family emigrated from the former Yugoslavia. "He considered the biggest sin in life was to give up, and he instilled this belief that you don't quit, and you definitely don't take the easy way out."

A graduate of Middlebury College in Vermont with a B.A. in History, Kuharich started his football career as a graduate assistant coach at Brown University in 1976. His first full-time post came as offensive backfield coach at Hawaii in 1977.

After leaving Hawaii, Kuharich went to work for the United States Department of Defense as an administrative assistant to field operations. During that time he also served as a volunteer assistant coach at Georgetown in 1978. He resumed his coaching career in 1979 when he assumed a full-time position as an assistant at St. Lawrence, where he earned his master's degree in education. After one year, he went to Columbia University as an assistant, and spent the next two seasons there.

In addition to his duties with the Saints, Kuharich is a member of the NFL's College Relations Committee.

Although building successful franchises is a year-round effort, Kuharich has many interests away from football. He is a history buff, and enjoys reading and playing golf.

Kuharich, who was born March 25, 1953 in Skokie, Illinois, resides in Destrehan with his wife, Betsy, and daughters, Megan Ashley (6) Alexis Marie (4) and Kelli Elizabeth (2).

CHARLES BAILEY**Asst. General Manager / Vice President of Football Operations**


Charles Bailey joins the Saints from the Pittsburgh Steelers, where he was in the player personnel department for 10 years. He joined the Steelers in June of 1989 after eight years as an eastern scout with National Football Scouting. He has 19 years of scouting experience, 10 with the Steelers, the last eight coming as Pro Personnel Coordinator.

In his job with the Saints, Bailey will be responsible for scouting, evaluating and acquiring talent on the Saints and around the National Football League, and contract negotiations.

A native of Winston-Salem, North Carolina, Bailey began his scouting career in 1981 with National. His start with National followed six years on the coaching staff at Winston-Salem State (1976-81). He attended North Carolina Central, where he played football from 1969-73. He graduated in 1974 with a physical education degree, and in 1980, he earned his master's degree in guidance and counseling from North Carolina A&T.

Bailey was instrumental in acquiring new talent for the Steelers, who were among the hardest hit over the past four seasons by free agency, and maintaining their annual postseason hunt.

Bailey and his wife Carolyn have three children, daughters Kahmil and Aundrea, and son Charles.


GREG SUIT**Senior Vice President/Marketing and Administration**

Greg Suit joined the Saints in 1977. He was promoted to his present position in February, 1997, after serving as vice president of marketing since 1994. He was named director of Marketing in 1987. Suit supervises the club's promotional activity, box suite sales and management, advertising and corporate sponsorship programs and local broadcasting partnerships. His responsibilities include overseeing ticket operations and sales, public and community relations, player programs, entertainment and travel.

Suit has also served the team as director of publicity and director of public relations. His first assignment with the team was assistant PR director. He worked at the University of New Orleans, 1972-76, where he was sports information director and assistant athletic director.

A native of the Cincinnati, Ohio area, Suit graduated from Miami University (Oh.) and worked as a staff writer for the Middletown (Oh.) Journal. He served on the NFL staff for six Super Bowl games and the 1984 AFC-NFC Pro Bowl.


Greg and his wife, Karen, have two sons, Ted and Joshua. They live in Metairie.

BRUCE BROUSSARD**Treasurer**

Bruce Broussard was promoted to his present position in January, 1994. He joined the Saints' staff as ticket manager in 1983, was elevated to business manager/comptroller in 1985 and became an officer in the company when he was appointed treasurer.

Broussard came to the Saints from LePavillion Hotel in New Orleans. He served eight years there, the final four as general manager.

A New Orleans native, Broussard attended Cor Jesu High School, now known as Brother Martin, and Loyola University, where he was graduated with a degree in accounting. He is a past president of the New Orleans Hospitality Accountants Association, and was on the board of directors of the New Orleans Hotel and Motel Association. Bruce and his wife, Lynn, live in New Orleans. They have two sons, Bruce, Jr. and Mark and two grandchildren, Sara (9) and Brian (5).

DENNIS LAUSCHA**Treasurer**

Dennis Lauscha joined the Saints in November of 1998 from Arthur Andersen. At Arthur Andersen, he primarily worked in the health-care, hotel, professional sports and SEC practices. At Arthur Andersen, he served as the team's auditor for four years.

A New Orleans native, Dennis was graduated from Jesuit High School and the University of Alabama, with a Bachelor of Science degree in Business. He received a Masters of Business Administration from Loyola University in New Orleans. He is also a licensed Certified Public Accountant.

SAINTS HALL OF FAME**SAINTS HALL OF FAME INDUCTEES**

- 1988 - QB Archie Manning
WR Danny Abramowicz
- 1989 - S Tommy Myers
K Tom Dempsey
- 1990 - QB Billy Kilmer
- 1991 - NT Derland Moore
RB Tony Galbreath
- 1992 - RB George Rogers
G Jake Kupp
C John Hill
- 1993 - LB Joe Federspiel
- 1994 - GM Jim Finks
TE Henry Childs
- 1995 - DE Bob Pollard
DE Doug Atkins
- 1996 - CB Dave Whitsell
DB Dave Waymer
- 1997 - LB Rickey Jackson
T Stan Brock


- 1998 - RB Dalton Hilliard
LB Sam Mills
- 1999 - QB Bobby Hebert
WR Eric Martin

JOE GEMELLI "FLEUR DE LIS" AWARD WINNERS

- 1989 - Al Hirt
- 1990 - Joe Gemelli
- 1991 - Dave Dixon
- 1992 - Charlie Kertz
- 1993 - Wayne Mack
- 1994 - Erby Aucoin
- 1995 - Aaron Broussard
- 1996 - Marie Knutson
- 1997 - Angela Hill
- 1998 - Joe Impastato
- 1999 - Frank Wilson

MIKE DITKA

Head Coach



MIKE DITKA was named the 12th head coach of the Saints on January 28, 1997. He signed a five-year contract extension, 8/5/98, placing him under contract through the 2002 season.

He holds an overall career coaching record of 124-88, including his first two seasons coaching the Saints, and the 11 seasons he coached the Chicago Bears. He holds a 118-82 regular season coaching record. Ditka is currently the only active NFL coach in the Hall of Fame and ranks first in regular season winning percentage (.590) and second in overall winning percentage (.585) among active NFL coaches who have coached at least 100 career games.

Ditka came to the Saints after spending four years as an NFL commentator and analyst on the NFL on NBC. "I think we have the players to win our division," said Ditka. "That's our goal this year. We'll find a way to win. We'll find it." Ditka brings to this challenge a propensity to win with hopes of bringing success to an organization, which has only had five winning seasons in the history of the club.

Ditka has realized success as an All-American at the University of Pittsburgh, NFL Rookie of the Year (1961), All-Pro (1961-66), Super Bowl Champion as a player with Dallas (1972), Super Bowl champion as an assistant coach with Dallas (1977) and Super Bowl Champion as head coach of the Chicago Bears (1986).

In 1988, Ditka, who played in five Pro Bowls and two league championships (1963 and 1971), became the first tight end to be inducted into the Pro Football Hall of Fame. Ditka's connection to the city of New Orleans and the Super Bowl run deep. He played in Super Bowl VI when Dallas defeated Miami 24-3 at Tulane Stadium and coached as an assistant for the Dallas Cowboys in Super Bowl XII at the Superdome. His singular most memorable moment as a player or coach was Super Bowl XX where he coached the Chicago Bears to a 46-10 victory over the New England Patriots.

Under Ditka, the Saints doubled their win total (6-10) from the previous season in 1997, while immediately stamping the New Orleans defense with his signature, finishing fourth in the entire NFL. The six win total was the second-best inaugural season victory total by a first-year head coach in team history.

During his 11 years with the Bears, Ditka's teams dominated the NFC Central with 52 regular season victories between 1985-88. This mark is the most ever by an NFL team in any four-year period. Ditka ranks second among every Bears coach in both tenure and victories. He trails only his first pro coach (1961), George Halas, the team's founder and coach for 40 seasons. Ditka coached the Bears to six NFC Central titles, three appearances in the NFC title game, and a Super Bowl victory. In 1985, Ditka's team posted an 18-1 record. After Super Bowl XX, Ditka was named Coach of the Year.

Ditka is the only Chicago Bear coach to lead his club to five straight post-season appearances. In 1988, Ditka won Coach of the Year honors during the same season in which he suffered a mid-season heart attack (11/22/88), and posted a 12-4 regular season record. The Bears would lose to the San Francisco 49ers in the NFC Championship game at Soldier Field.

Ditka began his NFL career in 1961 when he was drafted by the Chicago Bears in the first round (fifth overall) from the University of Pittsburgh. Ditka's impact was immediate catching 56 passes and earning NFL Rookie of the Year honors. Ditka played six total seasons with the Bears, earning Pro Bowl honors in each of his years with the Bears, before being traded to Philadelphia in 1967. After spending two years with the Eagles he was traded to Dallas where he played four more years. He caught a touchdown pass in the Cowboys' 24-3 victory over the Dolphins in Super Bowl VI.

The final tribute to Ditka's playing career was bestowed upon him 16 years after his retirement

from football when he was inducted into the Pro Football Hall of Fame (July 30, 1988). Ditka retired from playing football following the 1972 season, but was soon hired by Cowboys' head coach Tom Landry as an offensive assistant and special teams coach. In Ditka's nine seasons as an assistant with the Cowboys, his teams were in the playoffs eight times, won six divisional titles, three NFC Championships, and the Super Bowl following the 1977 campaign.

Born October 18, 1939, in Carnegie, Pennsylvania, Ditka was raised in nearby Aliquippa where his father, Mike Sr. worked on the railroad. He participated in three sports at Aliquippa High School, playing basketball and baseball and football. He enrolled at the University of Pittsburgh and was an All-American as a senior in 1960. Ditka played defensive end, linebacker, tight end and ranked among the nation's top punters with a 40-yard average in his final three seasons.

He is actively involved in numerous charitable endeavors including Fellowship of Christian Athletes, Sports Teams Organized for Prevention of Drug Abuse, and the Say No to Drugs campaign. The Mike Ditka Foundation, established in 1989, raises money for Misericordia, a residential facility for developmentally disabled youth, and for the pediatric AIDS program at Children's Memorial Hospital. Ditka continues to assist his alma mater by sponsoring the Mike Ditka Endowed Scholarship Fund at the University of Pittsburgh to which he will contribute \$100,000 throughout the 1990's.

Since his days with the Chicago Bears, Ditka has opened Iron Mike's Grille, located in the Tremont Hotel in Chicago. His favorite hobby remains golf to which he plays to a six handicap. He also has a collection of antique cars and a Harley Davidson. Mike is married (Diana) and they reside in New Orleans. They have four children; Mike (39), Mark (38), Megan (36), and Matthew (32).

MIKE DITKA'S COACHING RECORD

| Year | W | L | T |
|------------------|----|----|---|
| 1982 Chicago | 3 | 6 | 0 |
| 1983 Chicago | 8 | 8 | 0 |
| 1984 Chicago | 10 | 6 | 0 |
| 1985 Chicago* | 15 | 1 | 0 |
| 1986 Chicago | 14 | 2 | 0 |
| 1987 Chicago | 11 | 4 | 0 |
| 1988 Chicago | 12 | 4 | 0 |
| 1989 Chicago | 6 | 10 | 0 |
| 1990 Chicago | 11 | 5 | 0 |
| 1991 Chicago | 11 | 5 | 0 |
| 1992 Chicago | 5 | 11 | 0 |
| 1997 New Orleans | 6 | 10 | 0 |
| 1998 New Orleans | 6 | 10 | 0 |

Totals 118 82 0

| Playoffs | W | L | T |
|---------------|---|---|---|
| 1984 Chicago | 1 | 1 | 0 |
| 1985 Chicago* | 3 | 0 | 0 |
| 1986 Chicago | 0 | 1 | 0 |
| 1987 Chicago | 0 | 1 | 0 |
| 1988 Chicago | 1 | 1 | 0 |
| 1990 Chicago | 1 | 1 | 0 |
| 1991 Chicago | 0 | 1 | 0 |

Total 6 6 0

Career Totals 124 88 0

*Won Super Bowl XX, 45-10, over New England

(at the start of the 1999 season - min. 100 career)

| Name | Yrs. | W | L | T | Total | Pct. |
|------------------------|------|-----|-----|---|-------|------|
| 1. Mike Ditka | 13 | 118 | 82 | 0 | 200 | .590 |
| 2. Bill Parcells | 14 | 130 | 92 | 1 | 223 | .583 |
| 3. Dan Reeves | 18 | 162 | 117 | 1 | 280 | .579 |

(at the start of the 1999 season - min. 100 career)

| Name | Yrs. | W | L | T | Total | Pct. |
|------------------|------|-----|-----|---|-------|------|
| 1. Bill Parcells | 14 | 141 | 97 | 1 | 239 | .590 |
| 2. Mike Ditka | 13 | 124 | 88 | 0 | 212 | .585 |
| 3. Dan Reeves | 18 | 171 | 124 | 1 | 296 | .577 |

HEAD COACHES (1967-98)

| Year | W | L | T | Year | W | L | T |
|--------|----------------|----|---|----------|---------------------|----|---|
| 1967 | 3 | 11 | 0 | 1980 | Dick Stanfel | | |
| 1968 | 4 | 9 | 1 | | 1 | 3 | 0 |
| 1969 | 5 | 9 | 0 | | O.A. (Bum) Phillips | | |
| 1970 | 1 | 5 | 1 | 1981 | 4 | 12 | 0 |
| Totals | 13 | 34 | 2 | 1982 | 4 | 5 | 0 |
| | J.D. Roberts | | | 1983 | 8 | 8 | 0 |
| 1970 | 1 | 6 | 0 | 1984 | 7 | 9 | 0 |
| 1971 | 4 | 8 | 2 | 1985 | 4 | 8 | 0 |
| 1972 | 2 | 11 | 1 | Totals | 27 | 42 | 0 |
| Totals | 7 | 25 | 3 | | Wade Phillips | | |
| | John North | | | 1985 | 1 | 3 | 0 |
| 1973 | 5 | 9 | 0 | | Jim Mora | | |
| 1974 | 5 | 9 | 0 | 1986 | 7 | | |
| 1975 | 1 | 5 | 0 | 1987 | 12 | 9 | 0 |
| Totals | 11 | 23 | 0 | 1988 | 10 | 3 | 0 |
| | Ernie Hefferle | | | 1989 | 9 | 6 | 0 |
| 1975 | 1 | 7 | 0 | 1990 | 8 | 7 | 0 |
| | Hank Stram | | | 1991 | 11 | 8 | 0 |
| 1976 | 4 | 10 | 0 | 1992 | 12 | 5 | 0 |
| 1977 | 3 | 11 | 0 | 1993 | 12 | 4 | 0 |
| Totals | 7 | 21 | 0 | 1994 | 8 | 8 | 0 |
| | Dick Nolan | | | 1995 | 7 | 9 | 0 |
| 1978 | 7 | 9 | 0 | 1996 | 7 | 9 | 0 |
| 1979 | 8 | 8 | 0 | Totals | 2 | 6 | 0 |
| 1980 | 0 | 12 | 0 | Playoffs | 93 | 74 | 0 |
| Totals | 15 | 29 | 0 | | 0 | 4 | 0 |
| | | | | Total | 93 | 78 | 0 |
| | | | | | Rick Venturi | | |
| | | | | 1996 | 1 | 7 | 0 |
| | | | | | Mike Ditka | | |
| | | | | 1997 | 6 | 10 | 0 |
| | | | | 1998 | 6 | 10 | 0 |
| | | | | Totals | 12 | 20 | 0 |

MIKE DITKA COACHING HISTORY

| Year - Location | Record | Achievements |
|--|---------------|--|
| 1973 - Dallas Cowboys (Receivers) | 10-4 | 1st NFC East (Lost NFC Championship Game) |
| 1974 - Dallas Cowboys (Receivers) | 8-6 | 3rd NFC East |
| 1975 - Dallas Cowboys (Special Teams) | 10-4 | 2nd NFC East NFC Champ (Lost Super Bowl X) |
| 1976 - Dallas Cowboys (Special Teams/Tight Ends) | 11-3 | 1st NFC East (Lost First Round Playoff) |
| 1977 - Dallas Cowboys (Special Teams/Receivers) | 12-2 | 1st NFC East NFC Champ (Won Super Bowl XII) |
| 1978 - Dallas Cowboys (Special Teams/Receivers) | 12-4 | 1st NFC East NFC Champ (Lost Super Bowl XIII) |
| 1979 - Dallas Cowboys (Special Teams/Receivers) | 11-5 | 1st NFC East (Lost First Round Playoff) |
| 1980 - Dallas Cowboys (Special Teams/Receivers) | 12-4 | 2nd NFC East (Lost NFC Championship Game) |
| 1981 - Dallas Cowboys (Special Teams/Receivers) | 12-4 | 1st NFC East (Lost NFC Championship Game) |
| 1982 - Chicago Bears (Head Coach) | 3-6 | 5th NFC Central |
| 1983 - Chicago Bears (Head Coach) | 8-8 | T-2nd NFC Central |
| 1984 - Chicago Bears (Head Coach) | 10-6 | 1st NFC Central (Lost NFC Championship Game) |
| 1985 - Chicago Bears (Head Coach) | 15-1 | 1st NFC Central NFC Champ (Won Super Bowl XX) |
| 1986 - Chicago Bears (Head Coach) | 14-2 | 1st NFC Central (Lost Divisional Playoff) |
| 1987 - Chicago Bears (Head Coach) | 11-4 | 1st NFC Central (Lost Divisional Playoff) |
| 1988 - Chicago Bears (Head Coach) | 12-4 | 1st NFC Central (Lost NFC Championship Game) |
| 1989 - Chicago Bears (Head Coach) | 6-10 | 4th NFC Central |
| 1990 - Chicago Bears (Head Coach) | 11-5 | 1st NFC Central (Lost Divisional Playoff) |
| 1991 - Chicago Bears (Head Coach) | 11-5 | 2nd NFC Central (Lost First Round Playoff) |
| 1992 - Chicago Bears (Head Coach) | 5-11 | T-3rd NFC Central |
| 1997 - New Orleans Saints (Head Coach) | 6-10 | 4th NFC West |
| 1998 - New Orleans Saints (Head Coach) | 6-10 | 3rd NFC West |


Record as a coach:

| | |
|---|--------|
| NFL assistant record - regular season (9 seasons) | 98-36 |
| NFL assistant record - postseason total | 11-7 |
| NFL head coach record - regular season (13 seasons) | 118-82 |
| NFL head coach record - postseason total | 6-6 |



COACHING

DANNY ABRAMOWICZ, Offensive Coordinator



Danny Abramowicz enters his third season as offensive coordinator of the Saints, following five years as the Chicago Bears special teams coach. In 1995, the Bears led the NFL with five blocked kicks, while also leading the league in opponents gross and net punting average.

Abramowicz was one of the most prolific receivers in NFL history. He was a 17th-round draft choice by the New Orleans Saints in 1967 and played six seasons with the Saints before concluding his career with the San Francisco 49ers (1973-74). In 1969, Abramowicz led the NFL with 73 catches and was named All-Pro and the Saints' MVP. He is second in Saints' history in catches (309), yards (4,875), and TDs (35), trailing Eric Martin, who passed him in 1990. Abramowicz completed his pro career with 371 receptions for 5,704 yards and 39 TDs.


Abramowicz graduated from Xavier University in Cincinnati in 1967 with a degree in education. He has been inducted into the Xavier and Saints' Halls of Fame, the National Polish Hall of Fame, and was named to the Saints' Silver Anniversary Team in 1991. Following his football career, Abramowicz was a salesman in the oil field industry and also spent five seasons on the Saints Radio Network as an analyst. He left private business in 1989 to become head coach at Jesuit High School in New Orleans where he compiled a 20-14 record before joining the Bears. He also founded the Catholic men's spirituality group "The Monday Night Disciples".

Born July 13, 1945, in Steubenville, Ohio, Danny and his wife, Claudia have two sons, Danny and Andrew and one daughter, Stephanie.

ABRAMOWICZ'S BACKGROUND

Player: Xavier University 1964-66, New Orleans Saints 1967-72, San Francisco 49ers 1973-74.
Coach: Jesuit (La.) HS 1989-91 (head coach), Chicago Bears 1992-96, New Orleans Saints 1997-98.

ZAVEN YARALIAN, Defensive Coordinator



Zaven Yarian came to the Saints after spending 1993-96 with the New York Giants as their secondary coach. Similar to his success in New York, Yarian's troops were at or near the top of the NFL in several major defensive categories. In 1998, the Saints ranked 1st in the NFC and 3rd in the NFL in red zone defense, and tied for 1st in the NFC and tied for 4th in the NFL with 21 interceptions.

Yarian's defensive strategy improved a defense that ranked 13th in total defense in 1996 to 4th in 1997. In addition, the Saints defense finished sixth in the NFL in pass defense, second in yards allowed per play, and led the NFL with a club-record 59 sacks in 1997, and set a team record with 9 defensive touchdowns in 1998.

In his first year with the Giants, he helped direct a unit that allowed the fewest points in the NFL (205). In 1994, the Giants were the second-best defense against the pass over the final six weeks of the season. Under Yarian, the Giants' secondary has ranked 10th in 1993, 8th in 1994, and fourth in 1995. The Giants secondary posted 21 interceptions in 1996, tied for the fifth-best total in the NFL.

Yarian came to the Giants after spending three years with the Chicago Bears, serving in the same capacity under then-Bears Head Coach Mike Ditka. His 1990 Bears secondary led the league with 31 interceptions.

Yarian began his coaching career as a graduate assistant at his alma mater, the University of Nebraska, in 1975. He then coached the defensive backs at Washington State in 1976 and 1977 before moving on to the University of Missouri in the same role from 1978-82. Yarian served as the secondary coach at the University of Florida from 1983-87 and was the Gators defensive coordinator as well from 1985-87. He coached the defensive backs at the University of Colorado from 1988-89 before joining the Bears staff prior to the 1990 season. Yarian was a member of the coaching staff of Colorado during their national title game against Notre Dame in the 1989 Orange



Bowl.

Yarian was a two-year starter at cornerback for Nebraska before a short stint with the Green Bay Packers in 1974 and the Philadelphia Bell of the World Football League in 1975.

Born February 5, 1952, Yarian grew up in California. Yarian and his wife Lorraine have two sons, Blake and Garrett.

YARALIAN'S BACKGROUND

Player: Nebraska 1972-73, Green Bay Packers 1974, Philadelphia Bell (WFL) 1975.
Coach: Nebraska 1975, Washington St. 1976-77, Missouri 1978-82, Florida 1983-87, Colorado 1988-89, Chicago Bears 1990-92, New York Giants 1993-96, New Orleans Saints 1997-98.

BOBBY APRIL, Special Teams



Continuing the pattern of success established at every stop in his career, Bobby April's special teams units continued to shine in 1998. In 1998, the Saints special teams set a team record for field goal conversion percentage, and led the NFC in punting average. In 1997, the Saints boasted the highest punting average in the NFL, the fourth-most accurate field goal kicker in team history, and the third-ranked kick returner in the NFL. In addition, the Saints special teams tallied the second-highest punt return yardage total in team history, which was more than the previous two years combined, tied for the longest kickoff return

in the NFL, and the longest in team history.

April, a native of Chalmette, La. (a New Orleans suburb), returned to his roots, February 6, 1996. After serving as the special teams coach for the Pittsburgh Steelers from 1994-95, April was hired to coach in the same capacity with the Saints. In 1996, the Saints' special teams ranked third in the NFL in kickoff return average and tied for seventh in field goal percentage.

April served as tight ends/special teams coach with the Atlanta Falcons from 1991-93. During his tenure in Atlanta, the Falcons led the NFL in blocked kicks (1991), field goal defense (1991), kickoff return average (1992) and field goal offense (1993). They were second league-wide in field goal defense (1992) and kickoff return offense (1993), and third in field goal offense (1992) and field goal defense (1993). In his first season with the Steelers, Pittsburgh finished fourth in the NFL in punt return defense and played for the AFC Championship. In 1995, Pittsburgh led the league in field goals made (34) and kickoff return defense (17.5 avg.), and represented the AFC in Super Bowl XXX.


Prior to entering the NFL, April spent 13 years as an assistant at the collegiate level. After serving as a graduate assistant at Southern Mississippi in 1978, he was awarded his first full-time post the following year at Tulane. He went to the University of Arizona in 1980, and spent the next seven seasons with the Wildcats, coaching the defensive line and secondary, in addition to his duties with the kicking game. He joined head coach Larry Smith at USC in 1987, and had a four-year stay with the Trojans, as both secondary coach and kicking game coordinator.

A four-year letterman (1972-75) as a defensive end and linebacker at Nicholls State in Thibodaux, La., April coached at Chalmette High School for two years, 1976-77, after receiving his degree in physical education from Nicholls. He earned his master's in athletic administration from Southern Mississippi in 1983.

Born April 15, 1953 in New Orleans, April and his wife, Charlene have one son, Bobby, and four daughters, Julie, Jamie Lee, Angela and Jaclyn.

APRIL'S BACKGROUND

Player: Nicholls St. 1972-75.
Coach: Chalmette (La.) HS 1976-77, Southern Mississippi 1978, Tulane 1979, Arizona 1980-86, Southern California 1987-90, Atlanta Falcons 1991-93, Pittsburgh Steelers 1994-95, New Orleans Saints 1996-98.

TOM CLEMENTS, Quarterbacks

Tom Clements is entering his third season with the Saints quarterbacks in 1999. It is his experience with that position which enabled him to maintain stability in an offense that saw four different starting quarterbacks at the offensive helm during the 1997 and 1998 seasons.

A three-year starter at quarterback at Notre Dame (1972-74), Clements led the Fighting Irish to a 29-5 record in that time, including the 1973 national championship with an unbeaten record. He also started a record 34 consecutive games during that time. He was selected All-American and was fourth in the balloting for the Heisman Trophy as a

senior in 1974.


Clements spent twelve seasons in the CFL (1975-79, 1981-87), winning League MVP once and two Grey Cups, and is in the CFL Hall of Fame. Clements also spent the 1980 season with the Kansas City Chiefs.

His coaching career started in 1992 as an assistant at his alma mater, serving there until 1995 when he was assistant head coach/wide receivers coach. A lawyer, Clements worked in 1996 in the law department of Republic Industries, Inc., a company controlled by Wayne Huizenga, owner of the Miami Dolphins.

Born June 18, 1953 in McKees Rocks, Pennsylvania, Tom and his wife Kathe have a son, Tom and a daughter, Stephanie.

CLEMENTS' BACKGROUND

Player: Notre Dame 1972-74, Ottawa Rough Riders (CFL) 1975-78, Saskatchewan Roughriders (CFL) 1979, Hamilton Tiger-Cats, 1979, 1981-83, Winnipeg Blue Bombers (CFL) 1983-87, Kansas City Chiefs 1980.
Coach: Notre Dame 1992-95, New Orleans Saints 1997-98.

WALT COREY, Defensive Line

Walt Corey enters his third season with the Saints possessing 26 seasons of NFL experience as well as four Super Bowl appearances as defensive coordinator.

Under Corey, the Saints defensive line has emerged as the team's strongest unit. The development of DT La'Roi Glover, who led the Saints with 10 sacks in 1998, and DE Joe Johnson, who made his first Pro Bowl in 1998, demonstrate the point.

In 1997, the Saints defensive line was a major factor in the team's success as the fourth-ranked defense in the NFL. Under Corey, New Orleans' defensive line registered 37 of the Saints' season-record and NFL-leading 59 sacks.

Corey joined the Saints after spending 8 seasons (1987-94) with the Buffalo Bills where he served as defensive coordinator/linebackers coach, and led the Bills to the top-ranked defense in the AFC in 1988 after ranking 24th in the NFL just two years prior.

His first coaching assignments came as defensive coordinator at both Utah State (1967-69) and the University of Miami (1970), his alma mater. He left the collegiate ranks to coach linebackers with Kansas City (1971-74), his first of two stints with the Chiefs. He first served on the Chiefs staff handling linebackers and special teams, later (1978-86) coaching defensive line and secondary, then serving as defensive coordinator/linebackers coach. In between his time with the Chiefs, Corey coached the linebackers at Cleveland (1975-77).


Corey started his NFL career as a linebacker with the Dallas Texans/Kansas City Chiefs (1960-66) and is the only active NFL coach to have played in Super Bowl I. Corey played four years (1956-59) at the University of Miami at defensive end, and was inducted into the Western Pennsylvania Hall of Fame in May 1994.

Born May 9, 1938 in Latrobe, Pennsylvania, Corey and his wife Jane have a daughter, Carla, and a son, Mark.

COREY'S BACKGROUND

Player: University of Miami 1956-59, Dallas Texans/Kansas City Chiefs 1960-66.

Coach: Utah State 1967-69, University of Miami 1970, Kansas City Chiefs 1971-74, 1978-86, Cleveland Browns 1975-77, Buffalo Bills 1987-94, Coast Guard Academy 1995, New Orleans Saints 1997-98.

JUDD GARRETT, Offensive Assistant

Following an NFL playing career that took him from London to Dallas, Judd Garrett enters his third season on the sidelines with the Saints in 1999.

In his position, Garrett, a native of Cleveland, Ohio, is responsible for a multitude of functions dealing with the entire offense. He is involved with quality control, including, but not limited to, the breaking down of game tapes, opponent scouting, self-scouting and on-field duties.

Beginning in 1999, Garrett, along with tight ends coach Dan Neal, will be responsible for the implementation and use of the interactive playbook, a newly-designed feature enabling players to expand and enhance their gameday preparation via computer.

A three-year starter at running back at Princeton University (1987-89), Garrett was named Ivy League Player of the Year and I-AA All-American in 1989. He was drafted by the Philadelphia Eagles in the 12th round of the 1990 draft. He played with the London Monarchs (WLAFL) in 1991 and 1992, leading the league in receptions and was named All World League in 1991. He was also a member of the 1993 Dallas Cowboys Super Bowl Championship team. Garrett then spent the next two years in the CFL, first with the Las Vegas Posse, in 1994, and with the San Antonio Texans, in 1995.


Garrett began his coaching career at his alma mater, Princeton (1990) and University School (1996). His father, Jim, was an assistant coach with the Saints in 1976-77, and is now a scout with the Dallas Cowboys. His brother, John, is an assistant coach with the Cincinnati Bengals and brother, Jason, is a quarterback with the Dallas Cowboys and was a member of the Saints practice squad during the 1989 season.

Born June 25, 1967 in Abington, Pennsylvania, Garrett and his wife Kathy have a son, Calvin, and a daughter, Frances.

GARRETT'S BACKGROUND

Player: Princeton 1987-89, London Monarchs (WLAFL) 1991-92, Dallas Cowboys 1993, Las Vegas Posse (CFL) 1994, San Antonio Texans (CFL) 1995.

Coach: Princeton 1990, University School (Cleveland, OH) 1996, New Orleans Saints 1997-98.

RODNEY HOLMAN, Offensive Assistant/Tight Ends


Following a 14-year NFL career, Tulane alum Rodney Holman joined the Saints coaching staff in 1998, assisting in the development of the tight ends.

Holman was originally a third-round draft choice of the Cincinnati Bengals in 1982, and played there through 1992. He finished his playing career as a member of the Detroit Lions, 1993-95. Holman missed just one game during his 14-year NFL career. In his 212 career games played, Holman caught 365 passes for 4,771 yards with 36 touchdowns, which gave him the most games ever played by an NFL tight end, eclipsing Jackie Smith, who had 210, and Ozzie Newsome, who had 198. Holman was a three-time Pro Bowl starter at tight end from 1989-91.

Born April 20, 1960 in Ypsilanti, Michigan, Holman and his wife, Sandra, have two daughters, Shayla and Rachael.

HOLMAN'S BACKGROUND

Player: Tulane 1979-81, Cincinnati Bengals 1982-92, Detroit Lions 1993-95.
Coach: New Orleans Saints 1998.

HAROLD JACKSON, Wide Receivers

Harold Jackson, in his third season as wide receivers coach with the Saints, brings 26 years of professional football experience to the team.

Jackson began his 16-year NFL playing career with the Los Angeles Rams in 1968, later rejoining them from 1973-77. His career carried him through Philadelphia (1969-72), New England (1978-81), Minnesota (1982) and Seattle (1983). Jackson's 29 100-yard receiving games in the NFL are sixth-best in league history.

During his career, Jackson caught 579 passes for 10,372 yards with 76 touchdowns. He ranks 22nd in NFL history in catches and his career yardage total is 10th. He is tied with Hall of Famer Fred Biletnikoff for 10th in career receiving touchdowns and was voted to five Pro Bowls.

He was selected in the 11th-round of the 1968 draft by the Rams after playing four years at Jackson State (1964-67) as a wide receiver.


Following his days as a player, Jackson turned to coaching. His first assignment was with New England, as receivers coach (1985-89), later holding the same post at Tampa Bay (1992-93). In 1991, Jackson was a New Orleans resident as assistant head coach/offensive coordinator with the Arena League's New Orleans Night. Following stops at North Carolina Central (1990), and Virginia Union (1994), Jackson helped re-start the football program at Benedict College (1995-96) in Columbia, S.C., who had not had a football program since 1966. He served as the head coach for those two seasons.

Born January 6, 1946 in Hattiesburg, Mississippi, Jackson and his wife Carolyn have one son, Brandon.

JACKSON'S BACKGROUND

Player: Jackson State 1964-67, Los Angeles Rams 1968, 1973-77, Philadelphia Eagles 1969-72, New England Patriots 1978-81, Minnesota Vikings 1982, Seattle Seahawks 1983.

Coach: New England Patriots 1985-89, North Carolina Central 1990, New Orleans Night (Arena Football) 1991, Tampa Bay Buccaneers 1992-93, Virginia Union 1994, Benedict College 1995-96 (head coach), New Orleans Saints 1997-98.

RICKEY JACKSON, Defensive Assistant/Pass Rush

In this newly-created post, former Saints linebacker Rickey Jackson will assist the defense, primarily the outside linebackers and defensive ends, similar to his capacity with the Saints in 1998.

Jackson was drafted in the second round in 1981 from the University of Pittsburgh, and was a six-time Pro Bowl selection with New Orleans, where he spent 1981-93.

Jackson left the Saints in 1993 as the club's all-time leader in sacks, with 123 (873 yards lost). He led or tied for the team lead for five seasons. He still leads the Saints in career fumble recoveries, with 26, and led the Saints a team record seven times in that category.

He finished his Saints career with 195 games played overall, which ranks second in team history.


Jackson joined the San Francisco 49ers for the 1994-95 seasons, and was a vital part of the Super Bowl championship following the 1994 season.

Jackson was a defensive end in Pittsburgh's number-one-ranked defense, leading the team in tackles his senior year.

Born March 20, 1958 in Pahokee, Florida, Jackson has a daughter, Rickeyah, and sons Rickeem and Rickeyvis.

JACKSON'S BACKGROUND

Player: University of Pittsburgh 1977-80, New Orleans Saints 1981-93, San Francisco 49ers 1994-95.
Coach: New Orleans Saints 1998.

NED JAMES, Defensive Assistant/Linebackers

Ned James will be in his second season with the Saints coaching staff in 1999, after spending 1995-97 with the Seattle Seahawks in a similar capacity.

James will be responsible for numerous duties on the defensive side of the ball, including quality control, scout team preparation, and opponent and self-scouting. On the field, he will work primarily with the linebackers.

James served as the defensive assistant for the Seahawks in 1997, after serving as offensive assistant, 1995-96. James also coached the running backs for the World League of American Football's London Monarchs in 1992.

Following brief stints as a player with the Montreal Alouettes of the Canadian Football League (1987) and the Dallas Texans of the Arena Football League (1990), James spent 1992-94 as the offensive coordinator at Winona State University in Winona, Minnesota. He began his coaching career at Arizona State University (1987) handling the running backs. He also handled running backs at Long Beach State (1988), and linebackers at Texas Christian (1989-90).


James played quarterback at the University of New Mexico (1985-86), where he set a school record with 514 total yards in a 35-25 loss to the University of Wyoming in 1986, passing for 406 and rushing for 108.

Born January 18, 1964, in Syracuse, New York, Ned and his wife Traynace live in New Orleans.

JAMES' BACKGROUND

Player: University of New Mexico 1985-86; Montreal Alouettes (CFL) 1987, Dallas Texans (AFL) 1990.

Coach: Arizona State 1987, Long Beach State 1988, Texas Christian 1989-90, London Monarchs (WFLA) 1992, Winona State 1992-94, Seattle Seahawks 1995-97, New Orleans Saints 1998.

LARY KUCHARICH, Running Backs

Lary Kuharich, a 31-year coaching veteran, is in his second year as running backs coach for the Saints.

Kuharich began coaching professionally in 1976, serving as linebacker coach for the Canadian Football League's (CFL) Hamilton Tiger-Cats. Following a return to the collegiate ranks, he joined the United States Football League (USFL), serving as offensive coordinator for the San Antonio Gunslingers in 1984. The following year, he served in the same capacity for the Oakland Invaders, reaching the final championship game in USFL history.

Kuharich returned to the CFL in 1986, serving as an assistant coach with the Calgary Stampeders before assuming head coaching responsibilities from 1987-89. In 1990, he concluded his CFL career as head coach of the British Columbia Lions, where he was responsible for acquiring QB Doug Flutie.

Kuharich first entered the Arena Football League (AFL) in 1991, serving as offensive coordinator with the Tampa Bay Storm that won the ArenaBowl Championship. The following year, Kuharich began a three-year stint as vice president/general manager/head coach of the Storm, compiling an overall mark of 35-12, including a second championship (1993), and a victory as head coach in the league's first all-star game.

After moving on to the World League of American Football (WFLA) in 1995 as head coach/director of football operations for the Scottish Claymores, Kuharich returned to the AFL as vice president of football operations/head coach for the expansion Connecticut Coyotes. Kuharich then joined the expansion New York CityHawks in 1997, serving as head coach.

Kuharich began his coaching career as a football and baseball coach at Matignon High School (Mass.). His college coaching spanned from Boston State, (head coach 1970-74), Rhode Island (1975), Temple (1977-80), Illinois State (1981), and the University of California (1982-83).

Kuharich has been responsible for coaching many professional quarterbacks, including Jay Gruden of the AFL, Doug Flutie, Gale Gilbert, Erik Kramer, and former Saints quarterback Bobby Hebert. He also coached University of Colorado head coach Rick Neuheisel in the USFL.

He is the son of the late Joe Kuharich, who was a college head coach at the University of San Francisco and Notre Dame, as well as head coach of three NFL teams - the Chicago Cardinals (1952), Washington Redskins (1954-58), and Philadelphia Eagles (1964-68). He is the older brother of Saints' President/General Manager/Chief Operating Officer Bill Kuharich.

Lary was originally a 16th-round draft choice of the Minnesota Vikings in 1968 as a halfback/defensive back, from Boston College. In 1967, he played in the Atlantic Coast Football League (ACFL) for the Lowell (Mass.) Giants, a farm team for the Green Bay Packers, and was roommates with former Saints kicker Tom Dempsey.


Born December 20, 1945, in Middletown, New York, Kuharich and his wife, Kathy have four children, Lara, Theresa, Katrina and Dakota.

KUHARICH'S BACKGROUND

Player: Boston College 1964-68, Lowell (Mass.) Giants (ACFL) 1967.

Coach: Matignon (Mass.) HS 1968-69, Boston State 1970-74, Rhode Island 1975, Hamilton Tiger-Cats (CFL) 1976, Temple 1977-80, Illinois State 1981, California 1982-83, San Antonio Gunslingers (USFL) 1984, Oakland Invaders (USFL) 1985, Calgary Stampeders (CFL) 1986-89 (head coach from 1987-89), British Columbia Lions (CFL) 1990 (head coach), Tampa Bay Storm (AFL) 1991-94 (head coach from 1992-94), Scottish Claymores (WLAFL) 1995 (head coach), Connecticut Coyotes (AFL) 1996 (head coach), New York CityHawks (AFL) 1997 (head coach), New Orleans Saints 1998.

CARLOS MAINORD, Defensive Backs



Carlos Mainord begins his first season with the Saints carrying 33 years of coaching experience. He comes to New Orleans after a six-year stay at the Chicago Bears.

Mainord spent 1998 coaching linebackers, after coaching the defensive backs the previous two seasons. He joined the Bears in 1993, and served as a defensive assistant coordinating the nickel package through 1995.

Under Mainord, the Bears pass defense improved three consecutive seasons, 1995-97, finishing 11th in the NFL in '97. The Bears total defense and pass defense finished in the top half of the NFL five of Mainord's six years in Chicago.

Mainord spent six years as assistant head coach and defensive coordinator at Texas Tech before joining the Bears staff. He had three different stints with the Red Raiders, totaling 10 years at the school. In 1986, Mainord worked as the secondary coach for the national champion Miami Hurricanes, after spending the previous three years at Texas Tech in the same capacity.

Mainord played linebacker at Navarro Junior College before garnering all-America honors at McMurry College in 1965. He coached linebackers at McMurry for two years before making his first appearance at Texas Tech, also coaching linebackers. The following season he took the defensive coordinator position at Ranger Junior College, rising to the head job in 1972. He capped his six seasons at the helm with 7-2-1 and 9-1 marks, including a Top 10 ranking before taking a position as assistant head coach and defensive coordinator with Rice in 1978. He returned to Texas Tech in 1983 as the Red Raiders led the NCAA in pass defense and finished second in 1984.

Born August 26, 1944 in Greenville, Texas, Mainord and his wife Judy have four sons, Matt, Mark, Tommy and Cody, and a daughter, Cari.

MAINORD'S BACKGROUND

Player: Navarro J.C. 1962-63, McMurry College 1964-65.

Coach: McMurry College 1966-67, Texas Tech 1968, 1983-85, 1987-92, Ranger (Tx.) J.C. 1969-77 (head coach from 1972-77), Rice 1978-82, University of Miami 1986, Chicago Bears 1993-98.

BILL MEYERS, Offensive Line



Bill Meyers joins the Saints after a year with the Seattle Seahawks as Asst. Offensive Line Coach, his ninth season as an NFL assistant.

Meyers coached the tight ends for the Oakland Raiders, 1996-97, after coaching offensive line 1993-95. Prior to his stint at Oakland, and work at the college level at Pittsburgh and Missouri, Meyers coached the offensive line for the Pittsburgh Steelers in 1984, and the offensive line for the Green Bay Packers from 1982-83.

A 15-year coaching veteran at the collegiate level, Meyers began his career as a graduate assistant at Cal from 1972-73, before moving to Santa Clara as defensive coordinator, 1974-76. He returned to Cal, coaching the offensive line, 1977-78. He served in a similar capacity at Notre Dame from 1979-81. From 1985-86, he was assistant head coach/offensive coordinator at Missouri, before his most recent college stint at Pittsburgh from 1987-92, coaching offensive line the first three seasons and the final three as offensive coordinator.

A starting tackle for Stanford, Meyers was part of two Indians Rose Bowl teams after being named a Junior College all-American at Long Beach City, 1968-69.

Born October 8, 1948 in Chippewa Falls, Wisconsin, Bill and his wife, Cathie, have a son, Charlie, and a daughter, Michelle.

MEYERS' BACKGROUND

Player: Long Beach City 1968-69, Stanford 1970-71.

Coach: California 1972-73, 1977-78, Santa Clara 1974-76, Notre Dame 1979-81, Missouri 1985-86, Pittsburgh 1987-92, Green Bay Packers 1982-83, Pittsburgh Steelers 1984, Oakland Raiders 1993, Seattle Seahawks 1998.

DAN NEAL, Tight Ends/Offensive Line Asst.



Dan Neal, an 11-year veteran center with the Baltimore Colts and Chicago Bears, begins his third year coaching the Saints tight ends and assisting with the offensive line. 1999 marks his 11th year as an NFL coach.

In 1998, Neal guided rookie Cameron Cleeland to one of the most prolific seasons by a tight end in team history. Under Neal, Cleeland led the team in receptions and touchdowns, tying several team marks, and ranking second in receptions and touchdowns.

Beginning in 1999, Neal, along with offensive assistant Judd Garrett, will be responsible for the implementation and use of the interactive playbook, a newly-designed feature enabling players to expand and enhance their gameday preparation via computer.

Neal first worked with Saints head coach Mike Ditka at Chicago, where he signed as a free agent in 1975. Neal played in 115 consecutive games for the Bears, starting 81 straight, before suffering a career-ending back injury in 1983. Neal was part of the offensive line that created holes for the NFL's all-time leading rusher, Walter Payton. During his time with the Bears, Neal was coached by Dick Stanfel, formerly on staff with the Saints. Prior to his action with the Bears, he played two seasons with the Baltimore Colts, the team that drafted him in 1973.


Neal entered the coaching ranks in 1986 as the Philadelphia Eagles special teams coach, and expanded his duties to the offensive line from 1987-91. He joined the Arizona Cardinals as offensive line coach in 1994.

An 11th-round selection from Kentucky, Neal was the Wildcats' offensive captain in 1971 and '72. Born August 30, 1949, in Corbin, Kentucky, Neal and his wife Barbara have two daughters, Kelly, and Tiffany.

NEAL'S BACKGROUND

Player: University of Kentucky 1969-72, Baltimore Colts 1973-74, Chicago Bears 1975-83.

Coach: Philadelphia Eagles 1986-91, Arizona Cardinals 1994-95, Western Illinois 1996, New Orleans Saints 1997-98.

MARKUS PAUL, Assistant Strength & Conditioning

Markus Paul is entering his second year as an NFL coach in 1999. He came to the Saints after spending 1989-93 as a safety with the Chicago Bears and Tampa Bay Buccaneers.

Paul was originally a fourth-round draft choice of the Bears in 1989, and played there from 1989-93, registering seven interceptions for 100 yards, before concluding his career with Tampa Bay in 1993. Paul saw action in 71 NFL contests, starting 15 at both strong and free safety.

A four-year starter at Syracuse, Paul set a Syracuse record with 19 career interceptions, and was named to the first-team All-America squads of The Sporting News and Football News as a senior in 1988, after compiling 76 tackles, and was an AP honorable mention All-America choice as a junior after leading the team in interceptions for the third straight year. He also was a finalist for the Jim Thorpe Award after his junior season.


As he did in 1998, Paul will assist Mike Woicik in the implementation and monitoring of player workout routines throughout the season.

Born April 1, 1966, in Orlando, Florida, Markus and his wife Patricia have a son, Jairus, and a daughter, Tabitha.

PAUL'S BACKGROUND

Player: Syracuse 1984-88, Chicago Bears 1989-93, Tampa Bay Buccaneers 1993.

Coach: New Orleans Saints 1998.

RICK VENTURI, Asst. Head Coach / Linebackers

Rick Venturi brings with him 17 years of experience as a position coach, coordinator, assistant head coach and head coach in the NFL, with three of the four coming at some point with the Saints.

The 1999 season will mark the third different capacity in which Venturi has served the Saints in his four years in New Orleans. In 1999, he returns to coach the Saints linebackers, a position he first coached in 1996. He served as asst. head coach/secondary coach in 1998. Under his tutelage, the Saints secondary scored five of the team-record nine defensive touchdowns, and posted 20 of the Saints 21 interceptions on

the season.

Venturi joined the Saints in 1996 as linebackers coach, but was elevated to head coach after eight games into the season. Venturi was named linebackers coach and asked to serve as assistant head coach for the 1997 season.

Prior to joining the Saints, Venturi spent two years with the Cleveland Browns, as secondary coach in 1994 and defensive coordinator in 1995, when he also worked with the linebackers.

The first 12 seasons of Venturi's NFL coaching career were spent with the Colts. He joined Baltimore as an assistant in 1982 and remained there through 1993. He began the 1991 season as defensive coordinator/linebackers coach before taking over as head coach with 11 games to play, after succeeding Ron Meyer. He also served as defensive coordinator with the Colts in 1984 and 1992-93.

Venturi played quarterback and defensive back at Northwestern University, where he earned his degree in physical education and history, and his master's in education. His first coaching stop was at his alma mater in 1968, where he spent the following five seasons. From 1973-76 he was on the staff at Purdue before moving on to Illinois for the 1977 season. He returned to Northwestern in 1978, where he served as the Wildcats' head coach for the next three years. In 1981 he got his first job at the professional level, with the Hamilton Tiger-Cats of the Canadian Football League.

An avid biker, Venturi owns three motorcycles.

Born February 23, 1946, in Taylorville, Illinois, Venturi and his wife, Cheri have a daughter, Marin, and a son, Jason.

VENTURI'S BACKGROUND

Player: Northwestern U. 1965-67.

Coach: Northwestern U. 1968-72 and 1978-80 (head coach), Purdue 1973-76, Illinois 1977, Hamilton Tiger-Cats (CFL) 1981, Baltimore/Indianapolis Colts 1982-93 (head coach final 11 games of 1991), Cleveland Browns 1994-95, New Orleans Saints 1996-98 (head coach final eight games of 1996).

MIKE WOICIK, Strength and Conditioning

Mike Woicik joined the Saints staff in 1997, and was put to the task of making the Saints stronger and faster. His job is to handle the strength and conditioning of the team.

Woicik spent the previous seven years in the same role with the Dallas Cowboys (1990-96), developing them into one of the NFL's healthiest and best conditioned teams. During his tenure, the Cowboys had twelve playoff victories en route to winning three Super Bowl titles.

Woicik also plays a large role in the players rehabilitation programs. Working with the Saints' trainers and medical staff, Woicik

implements programs for players to regain their strength during lengthy rehabilitation periods, allowing the players to return to the football field in a more timely manner.

His outstanding efforts with the Cowboys were rewarded when his peers voted Woicik the NFL's "Strength Coach of the Year" following the 1992 title season.

Woicik joined the Cowboys staff after 10 years as the strength and conditioning coach at Syracuse University, which became one of the nation's top football programs during his tenure. An outstanding discus thrower at Boston College, Woicik set a school record of 180 feet, 5 inches, earned All-East honors and qualified for the NCAA championships. He also competed in the shot put and hammer throw.

Woicik was born September 26, 1956, in Baltimore, Maryland.

WOICIK'S BACKGROUND

Coach: Springfield 1978-80, Syracuse 1980-89, Dallas Cowboys 1990-96, New Orleans Saints 1997-98.

EDDIE ROBINSON COACHING FELLOWSHIP

The Eddie Robinson Coaching Fellowship presents candidates with a professional coaching experience with the New Orleans Saints.

1989 - Ron Brown, Thielen Smith

1992 - John McKenzie, Bob Simmons

1993 - Ricky Porter, Charles Strong

1994 - Tommie Robinson, Wayne Nunnely (*defensive line coach - San Diego Chargers*)

1995 - Frank Warren

1996 - Andre Patterson (*defensive line coach - Minnesota Vikings*)


1997 - Dino Barber, Michael Gray

1998 - Larry Brinson, Mike Jones, Vantz Singletary



PLAYER PERSONNEL

BRUCE LEMMERMAN, Director of College Scouting



Bruce Lemmerman is in his sixth season as the Saints' Director of College Scouting, after being named to the post in May of 1994.

In his role, Lemmerman is responsible for the Saints' collegiate scouting effort. He serves over the team's area scouts in the information-gathering area, and directs the organization of that data into a usable format for the college draft and post-draft player planning.

Lemmerman came to the Saints from the Canadian Football League, where he served as Director of Operations for the Edmonton Eskimos from 1989-94.

Lemmerman started his coaching career with Edmonton as quarterback/receiver/running back coach in 1981. After two seasons with the Eskimos, he was named offensive coordinator for the Los Angeles Express of the USFL in 1983, and moved to the NFL the following year, where he coached the receivers, tight ends and backs for the Houston Oilers from 1984-85. After a year away from football, Lemmerman returned to the CFL in 1987 as an offensive coach with the Winnipeg Blue Bombers, where he spent two years before re-joining the Eskimos in the front office. During Lemmerman's tours of duty in the CFL, teams he was associated with won seven CFL championships and were conference champions 14 times.

Lemmerman graduated from the University of California-Northridge, where he earned honors in football and baseball. He played quarterback professionally for the Atlanta Falcons (1968-70). He also played nine seasons at Edmonton (1971-79) and one season for Hamilton (1980) in the CFL.

Born October 4, 1945 in Los Angeles, Lemmerman and his wife, Brigitte, have two daughters, Lisa and Jennifer. They live in Destrehan.

MATT BOOCKMEIER, Player Personnel Scout




Boockmeier, 26, joins the Saints from the Green Bay Packers, where he served as a player personnel assistant from 1997-98, and a college scout, covering the Eastern region of the country, from 1998-99.

Prior to his joining the Packers, Boockmeier spent two years on the staff of the National Football Scouting combine in Tulsa, Oklahoma. He spent 1994 as an intern in the pro and college scouting department of the Minnesota Vikings.

Boockmeier will be responsible for scouting the Western area of the country.

HOKIE GAJAN, Player Personnel Scout



Now in his 13th season as a scout, Hokie Gajan's responsibilities in the scouting department have each year been expanded. His area is among the most fertile in the country for NFL prospects.

Gajan covers the territories of Louisiana, Texas, Oklahoma, Arkansas, Kansas, Missouri, and New Mexico in the Saints' scouting system.

He joined the scouting department in 1987 following his retirement as a player.

Gajan was selected by the Saints in the tenth round of the 1981 draft. He played fullback in New Orleans 1982-85 before being sidelined by a knee injury. He blocked for Saints tailbacks George Rogers, Wayne Wilson and Earl Campbell. Also a productive runner, Gajan holds the Saints season record for rushing average with a six-yard per carry standard in 1984.


In his four seasons, Gajan rushed for 1,358 yards with a 5.4-yard average and 11 touchdowns. His average per carry is second-best in club history. He added 63 catches for 515 yards and two



TDs.

Hokie and his wife, Judy, live in Mandeville with their four daughters, Jennifer, Kristin, Megan and Alexis.

CORNELL GOWDY, Player Personnel Scout



Cornell is in his second season with the Saints as a player personnel scout.

He joined the Saints in 1997 from the National Football League Scouting Combine, where he served 1996-97 as an area scout.

Gowdy, a defensive back out of Morgan State, played with both the Dallas Cowboys (1986) and the Pittsburgh Steelers (1987-88). After leaving professional football, Gowdy was in the business sector as a computer systems developer.

Gowdy was born October 2, 1963, in Washington, D.C.

TIM HEFFELFINGER, Player Personnel Scout



Tim is in his second season as a player personnel scout. He joined the Saints in 1998 and is responsible for scouting the Midwest.

Heffelfinger was an assistant coach at UCLA from 1996-98. In his three-year tenure, he worked with the Bruins offensive line and tight ends. He also received a master's degree from UCLA's School of Education.

Heffelfinger graduated in 1990 from Northwestern University. He played defensive tackle before his career was cut short by a career-ending back injury. Following graduation, he worked in the business sector

as a sales representative for The Quaker Oats Company and Converse.

Tim and his wife, Amy, live in Illinois.

TOM MARINO, Player Personnel Scout



A veteran of three football leagues, Tom Marino joined the Saints' scouting department in 1986. He is assigned the eastern Atlantic United States in the Saints' scouting system, and also is responsible for much of the midwest.

A graduate of the University of Massachusetts (Boston), Marino worked three years as scout for the Chicago Bears while finishing his undergraduate degree. He joined the Philadelphia Bell of the World Football League in 1974 as the team's director of player personnel.

He was named to the scouting staff of the Dallas Cowboys, and served there in 1976. He then joined the New York Giants and worked there from 1977-81 in a similar capacity.

In 1982, he went to the USFL with the Boston Breakers as assistant general manager and player personnel director. He moved to the Denver Gold staff in 1983 as director of player personnel, and joined the Philadelphia/Baltimore Stars the following year as a personnel scout.

Tom and his wife, Denise, have a daughter, Melissa, and a son, Tom. They live in Raleigh, North Carolina.

SAINTS STAFF**MEDIA RELATIONS**

Greg Bense
Director of Media
and Public Relations



Robert Gunn
Assistant Director of
Media and Public
Relations



Angie Waguespack
Media / Community /
Relations Assistant /
Saintsations
Choreographer



Justin Macione
Media Relations
Assistant



Renny Simno
Media Relations
Intern



Michael C. Hebert
Director of
Photography



Barry Lawrence
Digital Photo
Specialist

MARKETING

Greg Seeling
Director of
Corporate Sales



Sylvia Alfortish
Marketing Assistant /
Saintsations Director



Scott Sidwell
Marketing Assistant /
Stadium Operations



Stacy Schexnaydre
Marketing Assistant



Jason Trosclair
Youth Programs
Coordinator



Chris Lopez
Marketing Intern

FOOTBALL OPERATIONS

Terry O'Neil
Salary Cap
Consultant



Maurice Hurst
Director of Player
Programs



Sheila Palmisano
Administrative
Assistant to the
President



Debbie Gallagher
Administrative
Assistant to Player
Personnel



Omar Khan
Player Personnel
Assistant



Grant Neill
Pro Scout



Mark Sadowski
Combine Scout

TICKET OFFICE

Jasen Feyerherm
Director of Ticket
Sales



Jessica Bettger
Ticket Sales
Supervisor



Albertha Armstrong
Ticket Sales
Representative



Don Boyne
Ticket Sales
Representative



Joe Chavis
Ticket Sales
Representative



Megan McLaughlin
Ticket Office



Joe Noto
Ticket Operations
Supervisor



Courtney Rippes
Ticket Sales
Representative



Melissa Scott
Ticket Office



Stacey Suhm
Receptionist



Chad Wilken
Ticket Office

ATHLETIC TRAINING



Dean Kleinschmidt
Head Athletic
Trainer



Kevin Mangum
Assistant Athletic
Trainer / Director of
Rehabilitation



Aaron Miller
Assistant Athletic
Trainer

EQUIPMENT



Dan Simmons
Equipment Manager



Silky Powell
Assistant Equipment
Manager



Nolan Castex
Equipment Assistant

VIDEO



Joe Malota
Video Director



Bob Lee
Assistant Video
Director

COACHING



Sondra Egan
Administrative
Assistant to
Coaches



Melanie Kramer
Administrative
Assistant to the
Head Coach

BUSINESS OFFICE



Charleen Sharpe
Comptroller



Amis Artigues
Business Office



Linda Bourgeois
Business Office



Jay Romig
Data Processing
Manager



John Berfert
Mail Clerk

FACILITIES



Terry Ashburn
Facilities Manager



Lester Vallet Jr.
Assistant Facilities
Manager



Tim Fletcher
Grounds
Superintendent

TRAVEL/ENTERTAINMENT



Barra Bircher
Director of Travel /
Entertainment /
Special Projects



Kathleen Vogt
Travel /
Entertainment

ADMINISTRATION



Barbara Schoen
Administrative
Assistant to the
Owner



Liz Geraci
Secretary to the
Owner



Rodney Henry
Administrative
Assistant



Shaleen Huner
Administration



Charlotte Troxler
Administration




SAINTS/NFL 1999 IMPORTANT DATES

- July 15** — Signing period ends at 3 p.m. (CDT) for Unrestricted Free Agents to whom June 1 tender was made by Old Club. After this and through 3 p.m. (CDT) on November 16, Old Club has exclusive negotiating rights with its unsigned Unrestricted Free Agents.
- July 28** — Team arrives in La Crosse, Wis.
- July 29** — First training camp practice, in La Crosse.
- Aug. 5-Aug. 7** — Practices with the Kansas City Chiefs in River Falls, Wisconsin.
- Aug. 9** — Practices with the Minnesota Vikings in LaCrosse, Wisconsin.
— Hall of Fame Game, Cleveland Browns at Dallas Cowboys at Canton, Ohio (ABC).
- Aug. 13** — Saints at Miami Dolphins, Pro Player Stadium, 6:30 p.m. (WWL-TV). Saints return to La Crosse following game.
— If a drafted rookie has not signed with his club by this date, he may not be traded to any other club in 1998.
- Aug. 19** — Saints return to New Orleans from LaCrosse.
- Aug. 21** — Saints vs. Indianapolis Colts, Superdome, 7 p.m. (WWL-TV).
- Aug. 26** — Touchdown Club Welcome Saints Luncheon, Radisson New Orleans, 12 noon.
- Aug. 28** — Saints vs. Green Bay Packers, Superdome, 7 p.m. (WWL-TV).
- Aug. 31** — Roster reduction to 65 players by 3 p.m. (CDT).
- Sept. 2** — Saints at Tennessee Titans, Vanderbilt Stadium, 7:00 p.m. (WWL-TV).
- Sept. 5** — Final roster reduction to 53 players by 3 p.m. (CDT).
- Sept. 6** — After 3 p.m. (CDT), clubs may establish a Practice Squad of five players by signing free agents who do not have an accrued season of free agency credit, unless that season was achieved by spending an entire regular season on Reserve/Injured or Reserve/Physically Unable to Perform. A player who achieved his accrued season on I/R or Reserve/PUP may be signed to the Practice Squad of any club except the club that placed him in that category.
- Sept. 12** — Saints regular season opener, vs. Carolina Panthers, Superdome, 12:00 p.m. (FOX).
- Sept. 28** — Priority on multiple waiver claims is now based on the current season's standings.
- Oct. 19** — NFL Trading Deadline. All trading ends by 3 p.m. (CDT).
- Oct. 20** — Players with at least four previous credited seasons are now subject to the waiver system for the remainder of the regular season and postseason.
- Nov. 16** — Deadline for clubs to sign by 3 p.m. (CDT) their drafted players, franchise and transition players, and restricted and unrestricted free agents to whom June 1 tender was made. If such players are not signed by this date, they are prohibited from playing in the NFL in 1999.
- Dec. 4** — Deadline for reinstatement of players in Reserve List categories of Retired and Did Not Report.
- Dec. 31** — Deadline for waiver requests in 1999, except for "special waiver requests" which have a 10-day claiming period, with termination or assignment delayed until after the Super Bowl.
- Jan. 4, 2000** — Clubs may begin signing free agent players for the 2000 season.
- Jan. 8-9, 2000** — Wildcard Weekend
- Jan. 15-16, 2000** — Divisional Playoffs
- Jan. 23, 2000** — Conference Championships
- Jan. 30, 2000** — Super Bowl XXXIV, Atlanta, Georgia.
- Feb. 6, 2000** — AFC-NFC Pro Bowl, Honolulu, Hawaii.

POSTSEASON GAME SCHEDULE

- Saturday, Jan. 8 — AFC and NFC Wild Card Playoffs (ABC)
- Sunday, Jan. 9 — AFC and NFC Wild Card Playoffs (CBS and FOX)
- Saturday, Jan. 15 — AFC and NFC Divisional Playoffs (CBS and FOX)
- Sunday, Jan. 16 — AFC and NFC Divisional Playoffs (CBS and FOX)
- Sunday, Jan. 23 — AFC and NFC Championship Games (CBS and FOX)
- Sunday, Jan. 30 — Super Bowl XXXIV at Georgia Dome, Atlanta, Ga. (ABC)
- Sunday, Feb. 6 — AFC-NFC Pro Bowl at Honolulu, Hawaii (ABC)



The Players



SAINTS IN THE COMMUNITY

THE WORLD SPORTS HUMANITARIAN HALL OF FAME recognized the New Orleans Saints as one of the top five community minded teams in all of pro sports in 1998 and have recognized the Saints as a finalist in 1999. Through the donation of time and money the New Orleans Saints strive to make their community stronger. The following is a small example of how the Saints contribute to the New Orleans community as well as the entire Gulf-Coast region.

C/G TOM ACKERMAN: Tom and his daughter Riley worked with the Louisiana Department of Social Services Office of Family Support's "Fatherhood Campaign", which promotes the importance of being a good father and playing a positive role in the lives of your children.

WR BRETT BECH: A native of Slidell, LA, Bech is highly active in the community. He works closely with the "Catches for Kids" program with Children's Hospital, A Child's Wish and is a spokesman for Special Olympics. He was featured in a campaign of "Shots for Tots" to encourage teenagers to receive their Hepatitis B vaccinations. Brett also served as the Grand Marshall of the Krewe of Gladiators Mardi Gras parade in 1998.

K DOUG BRIEN: Continued his relationship with Big Brothers/Big Sisters with the "Kicks for Kids Sake" program in 1998 by donating \$100 per successful field goal (20). Through PSAs and his own web site he encourages businesses and individuals to contribute as well. In 1998, area children were able to contribute by placing coins in their special "Kicks for Kids Sake" banks. At the end of the season, these kids were treated to a party at Celebration Station. Doug also formed the "Leo Brien Foundation", named after his father. The foundation has generated over \$240,000 to aid Big Brothers/Big Sisters, the Cancer Association and other worthy causes. Each year Doug Brien spearheads the Dryades YMCA Thanksgiving Dinner Donation. In 1998 over \$10,000 was contributed by Saints players and over 800 families enjoyed a traditional holiday meal.

S JE'ROD CHERRY: Je'Rod and his son, Jay participated in the "Fatherhood Campaign" of the Louisiana Office of Family Support.

QB JAKE DELHOMME: Along with Brett Bech, Jake has focused on Special Olympics. He is a spokesman for the group and is featured in brochures and PSAs. He is also a volunteer for the olympic games and a football camp for special athletes.

CB TYRONNE DRAKEFORD: Provided \$6,000 in scholarship funds to his high school - \$3,000 to both the outstanding male and female athletes of North Central High School of Camden, South Carolina.

LB MARK FIELDS: In 1998, Mark continued his tradition of donating \$20 per tackle (110) and sack (6) to "A Child's Wish of Greater New Orleans." Last season, Mark became part of the special wish of liver transplant patient Albert Glover. One Saturday, Glover, as a guest of Fields, attended a practice and met other Saints players, then he and Fields were taken in a limo for an afternoon shopping spree courtesy of Fields. On Sunday, Albert was Mark's guest at the Tampa Bay game. Mark was named a finalist for the 1998 November NFL "Extra Effort" Award for his work with A Child's Wish.

C JERRY FONTENOT: Developed the "Center for Literacy" program in which children write book reports and

turn them into Jerry Fontenot. The children with the best reports are awarded four tickets to a Saints home game. Jerry also participated in National Children's Book Week at the East Bank Regional Library.

LS KENDALL GAMMON: Developed the "Snapshot" instructional video explaining the proper techniques and helpful tips on successful long snaps. He is also very supportive of the "Kicks for Kids Sake" program.

DT LA'ROI GLOVER: Purchased 16 season tickets through the Fleur de Lis Friends Club. The tickets were distributed to the kids of Covenant House and the patients of Children's Hospital. La'Roi is very generous with his time, especially if it involves kids. He makes numerous visits to schools, hospitals and C.I.T.Y. Football camps.

WR ANDRE HASTINGS: Spearheads the wide receivers in the promotion of "Catches for Kids" which generates funds for the Children's Hospital Cancer Center. Andre donates \$100 per touchdown (3) and works closely with sponsors to continue the partnership between the Saints and Children's Hospital.

DE JOE JOHNSON: "Joe's Big Play-Makers" was established during the 1998 season. Joe purchased 100 season tickets and local school, church and youth groups were selected to receive the tickets. This donation of over \$20,000 provided an opportunity for 1,000 children to visit the Superdome and support Joe's efforts to score big plays on the field.

TE TONY JOHNSON: Tony is the spokesman for the United Way Impact Grant Fund providing \$100,000 to summer programs for area youth-at-risk. An excellent speaker, Tony addresses numerous youth groups and organizations such as FCA. He also worked with Willie Roaf to provide funds to "Operation Happy Child" a program to assist the patients of New Orleans Adolescent Hospital.

S ROB KELLY: As a participant of the Fleur de Lis Friend Club, 15 season tickets were purchased by Rob Kelly and given to Covenant House. Rob and his wife Amey also support Covenant House by participating in the National Candlelight Vigil focusing on homeless and troubled youth. Amey was a model in the Local Look III Fashion Show benefiting Covenant House.

S SAMMY KNIGHT: Every week during the 1998 season, Sammy would present the Student Athlete Award to an area high school student who excelled both on the field and in the classroom. He also visited several youth groups including the Boys and Girls Club and G.R.E.A.T. (Gang Resistance Education and Training) graduations.

DT WAYNE MARTIN: Continues his work with the St. Vincent de Paul Society. His donation of \$100,000 provided the renovation and continues the upkeep of a central city home. Four homeless women and their children learn life skills while housed in this transitional home. In 1998, Wayne donated \$25,000 to St. Vincent de Paul to aid the development of a pharmacy for the elderly. Wayne, his wife Gladys and their three children were featured in the "Fatherhood Campaign" of the Louisiana Office of Family Support. Wayne Martin was named the 1998 Sprint Man of the Year for the New Orleans Saints.

CB ALEX MOLDEN: In 1998, Alex continued his work with the Boys and Girls Club of Greater New Orleans and expanded his interests to include Junior Achievement.

His "Alex's Aces" program provides a hand-up rather than a hand-out to kids who have done something positive in the community. For each home game, 30 of "Alex's Aces" were rewarded with Saints game tickets purchased by Alex Molden. He donated \$500 per interception (2) to both the Boys and Girls Club of New Orleans and of Colorado Springs. Alex hosted a billiards tournament to raise funds for the Alex Molden Foundation and Junior Achievement. In teaming with Junior Achievement Alex spent many Tuesday mornings in the classroom visiting the students involved in the Junior Achievement Program. Alex and his son Isaiah were featured in the "Fatherhood Campaign" of the Louisiana Office of Family Support.

G CHRIS NAEOLE: Purchased 30 season tickets through the Fleur de Lis Friends Club. The tickets were distributed to Boys Town, Dryades YMCA, Ozanam Inn and other groups in the New Orleans area. Because of his donation, 300 area youth enjoyed a visit to the Superdome to watch Chris Naeole in action. He was featured in a campaign of "Shots for Tots" to encourage teenagers to receive their Hepatitis B vaccinations. Chris and his son Christian also participated in the "Fatherhood Campaign" of the Louisiana Office of Family Support.

WR KEITH POOLE: Donated \$100 per touchdown (2) to the "Catches for Kids" program benefiting the Cancer Center of Children's Hospital.

T WILLIAM ROAF: Purchased 40 season tickets through the Fleur de Lis Friends Club. The tickets were distributed to Boys Hope, Boy Scouts, Desire Street Ministries and other youth groups. Along with Tony Johnson, Willie ensured the success of "Operation Happy Child" which provides Christmas gifts and necessities to the patients of New Orleans Adolescent Hospital. Willie played Santa Claus as he helped deliver the gifts to the patients spending Christmas in the hospital. He was the master of ceremonies at the Evening with the Saints, a fundraiser benefiting New Orleans Outreach, an after school tutoring program designed to keep kids off the streets. Willie also supports the Breakfast of Champions benefiting the Leukemia Society of America.

DT AUSTIN ROBBINS: Established the "Rumors Foundation" which supports the spiritual, educational, fraternal and athletic well being of underprivileged youths, particularly in the Washington D.C. area.

RB LAMAR SMITH: Lamar donated \$2 per yard (457) and \$100 per touchdown (3) in 1998 to the "Running for CADA" program. CADA (Center for Alcohol and Drug Abuse) is a local United Way agency, which aids those recovering from drug or alcohol addictions and educates youngsters on its dangers. During National Red Ribbon Week, Lamar worked with CADA to promote a drug-free lifestyle to students. Members of the Saints' staff wore red ribbons during the home game against Tampa Bay in support of CADA's efforts.

QB DANNY WUERFFEL: Danny is highly involved with the Fellowship of Christian Athletes. He makes numerous appearances on their behalf as well as other church and school functions. He works closely with Desire Street Ministries teaching bible study to inner-city youth. Desire Street Ministries is revitalizing the Desire Housing Project through educational, recreational and spiritual development. Danny and teammates provided Christmas turkeys to 300 families of the Desire Housing Project.

OTHER SAINTS

OWNER TOM BENSON: Provided aid to the two areas stricken by hurricanes in 1998. Mr. Benson's donation of



over \$114,000 generated from ticket sale proceeds was distributed through United Way Agencies and the Red Cross to the Gulf-Coast victims of Hurricane Georges. Collection stations were set up at the entrance to the Superdome before the Saints vs. Rams game to aid those victims of Hurricane Mitch in Central America. Over 10,000 pounds of clothing and food were collected and delivered to the devastated area. Tom and Grace Benson are supportive of many local charitable organizations including the LSU Eye Center and Ozanam Inn.

PRESIDENT/GENERAL MANAGER/CHIEF OPERATING OFFICER BILL KUCHARICH: Provides two season tickets to the American Cancer Society to be used by young cancer patients battling the disease. This is done in conjunction with the S.M.I.L.E. program of Tulane University Hospital. Bill Kuharich also donated funds received from the Bill Kuharich Radio Show to the Joe Kuharich Scholarship Fund, The American Cancer Society and Make-A-Wish Foundation. In 1998, Kuharich also treated 9-year-old cancer patient, Katie O'Reilly and 10 of her family members to a weekend with the Saints as the team took on the Minnesota Vikings. Also, Katie received a new computer from Kuharich to enable her to complete her schoolwork.

HEAD COACH MIKE DITKA: Supporting the "Winning Connection" with Special Olympics, Coach Mike Ditka donated \$1,000 per touchdown scored by the Saints (35) in 1998. He was featured at the Forty-first Anniversary Benefit Dinner for Bridge House. The Mike Ditka Celebrity Golf Tournament raises funds for the Fellowship of Christian Athletes and the American Cancer Society. Diana Ditka supports many worthy causes in the New Orleans area including Ronald McDonald House and Covenant House.

OFFENSIVE COORDINATOR DANNY ABRAMOWICZ: Danny was the Keynote Speaker of the CADA (Council on Alcohol and Drug Abuse) Awards Banquet honoring those who work in the field of substance abuse prevention. He also participated in the "Twelve for the Road" series supporting safe holiday driving with alcohol-free drinks.

SPECIAL TEAMS COACH BOBBY APRIL: Hosts an annual clinic for area high school coaches. The program is designed to deliver the technical aspects of professional football to the high school athletes of the New Orleans area.

SAINTSATIONS: The Saintsations were joined by 9 area high school dance teams for a special half-time performance during the Falcons game in 1998. Over 200 high school dancers received dance instruction as well as motivational talks and encouragement to lead a healthy drug-free lifestyle.

Throughout the year, numerous functions are held at the Saints facility, including the Hibernia Kids Day and the Saints Jr. Training Camp. Saints fans are invited to attend Draft Fest held annually on the first day of the NFL draft and Fan Fest held on the last day of Mini Camp. The Saints efforts also reach towards their home for training camp as they host a Community Day in LaCrosse, Wisconsin.



WHAT TO LOOK FOR IN 1999

*In the season-opener, Head Coach **Mike Ditka** will coach in his 201st regular-season game in the NFL.

*In week 14, the **Saints** will play their 500th NFL game.

*If the **Saints** lead the NFL in sacks in 1999, they will tie San Francisco (1967, 1972, 1976) and L.A. Rams (1968, 1970, 1988) for third place all-time in Most Seasons Leading League (1992, 1997).

*The **Saints** are the only team to lead the NFL in sacks twice in the 1990's (1992, 1997).

***DT Wayne Martin** has started a club-record 128 consecutive games with the Saints, dating to 1991, which is tied for the third-longest current streak in the NFL.

*If **Martin** appears in all 16 games for the ninth consecutive year, he will move into 7th place on the club's all-time list of games played with 171, surpassing NT Derland Moore, who has 169.

***Martin** needs 45 tackles for 600 career.

***K Doug Brien** needs 4 points to move into second place all-time (319) on the club's scoring chart, ahead of RB Dalton Hilliard (318). Brien currently has 315 points scored with the Saints.

***Brien** needs two field goals for 100 career.

***DE Joe Johnson** needs 8 sacks to move into 10th place all-time with the Saints. He currently has 29.5 sacks (169 yards lost), which is 7.5 sacks behind Bob Pollard (1971-77), who had 37 sacks.

*If **TE Cameron Cleeland** leads the Saints in receptions in 1999, he will become the first tight end in team history to do so twice.

*If **T William Roaf** appears in all 16 contests, he will move into 22nd place on the Saints all-time list of games played, with 108, tying RB Dalton Hilliard (1986-93).

*If **Roaf** is named to the 1999 Pro Bowl, he will become just the 3rd Saints player to have been voted to six overall, joining K Morten Andersen and LB Rickey Jackson, and will become the first to have been selected six consecutive years.

*If **S Sammy Knight** leads the Saints in interceptions in 1999, he will be only the 3rd player to lead the team in interceptions three consecutive seasons, joining Tommy Myers (1978-80) and Dave Waymer (1983-87).

***QB Billy Joe Tolliver** needs 1,156 yards passing for 10,000 career.

***RB Lamar Smith** needs 256 rushing yards for 2,000 career.

*If **RB Aaron Craver** plays in 10 games in 1999, he will have appeared in 100 career.

***TE/LS Kendall Gammon** has not missed a game as a professional, having appeared in 112 straight contests.

*If **Gammon** appears in 13 contests in 1999, he will have appeared in 125 career games.

*If **C Jerry Fontenot** appears in 2 games, he will have appeared in 150 career.

*If **WR Andre Hastings** plays in 14 games, he will have reached 150 for his career.

*If **LB Vinson Smith** plays in 4 games, he will have reached 150 for his career.

1999 SAINTS VETERANS



69

TOM ACKERMAN

Center/Guard Year With Saints: 4 Year in NFL: 4
Ht: 6-4 Wt: 290 College: Eastern Washington
Born: September 6, 1972 at Bellingham, Washington
Joined Saints: Draft Choice No. 5b, 1996

PRO: Was the 145th player selected in the draft and the first player ever selected by the Saints from Eastern Washington. Assets include strength, quickness and versatility along the offensive line. Contract runs through 1999 with no option. **1998** — Appeared in 15 games on the year, starting 10 at center. . . first NFL start came at Atlanta, 10/18, and started every contest through game 15. . . saw action primarily on special teams in the first five contests, also seeing action at center in the fifth game, dressed but did not play for the season finale. **1997** — Appeared in 14 games and was inactive for two. . . majority of action came on special teams. **1996** — Appeared in two games and was inactive for 14. . . first NFL action came at Houston 11/10, saw action on special teams as well as on offense as a tackle eligible in short-yardage situations. . . played extensively as second tight end with injuries to starters at Atlanta 11/17.

COLLEGE: Began his college career as a tight end before moving to the offensive line in his red-shirt season of 1991. . . also played both tackle spots, guard and also served as a deep snapper in his four years with the Eagles. . . was a second-team All-Big Sky Conference selection in 1994 when he opened five contests at right tackle, four on the left side and two at center. . . started all year at left guard in 1995 and was a unanimous first-team all-conference choice and a third-team Division I-AA All-America by the AP. . . majored in Liberal Studies.

PERSONAL: Earned All-State honors at Nooksack Valley (Wash.) High School. . . played linebacker and tight end and earned all-county accolades as a sophomore, and offensive honors as a junior. . . lettered four times in football, basketball and baseball. . . lives in Kenner. . . married (Erin) with a daughter (Riley Rachelle 5/19/98). . . full name is Thomas Michael Ackerman.

GAMES STARTED/PLAYED: (1996, 0/2); (1997, 0/14); (1998, 10/15). Totals 10/31.



54

INK ALEAGA


Linebacker Year With Saints: 3 Year in NFL: 3
Ht: 6-1 Wt: 249 College: Washington
Born: April 4, 1973 at Honolulu, Hawaii
Joined Saints: Free Agent, 1997

PRO: Originally signed by the Saints as an undrafted free agent, 4/25/97, was signed to the Saints practice squad, 8/25/97, and to the active roster, 10/17/97. Contract expired in 1998, subject to developments. **1998** — Appeared in 15 games on the year, starting three. . . his first start came at WLB, in the first game, at St. Louis, 9/6. . . also started game 4, vs. New England, 10/4, at MLB. . . started the final game of 1998 at LB in goal line defense. . . also saw action on the year on special teams. . . dressed, but did not play at Atlanta, 10/18. . . logged 13 tackles on defense (8 solo) with one sack (14 yards). **1997** — Appeared in three games on the year, starting one at WLB, in place of injured Mark Fields. . . saw first NFL action at Atlanta, 11/23, registering one tackle on special teams. . . started game 13, at Carolina, 11/30, saw limited action on defense and special teams, and had no stats. . . saw action on special teams the following week, vs. St. Louis Rams, 12/7, and had no stats. . . was inactive for six games. . . registered no defensive stats, had one solo tackle on special teams on the year.

COLLEGE: Was a four-year starter for the Washington Huskies at inside linebacker. . . finished his career with 309 total tackles, five interceptions and five fumble recoveries, and six sacks. . . first-team All-Pac 10 Conference pick his junior and senior seasons. . . a team captain, was second in the team in tackles his senior year, and registered three sacks, while starting all 12 games for the Huskies. . . started all 12 games as a junior, and 10 his sophomore season. . . started final three games of his freshman year after sustaining a broken leg in a pre-season practice. . . majored in sociology.

PERSONAL: Earned all-state honors as a senior at Marynoll High School in Honolulu, Hawaii. . . earned three letters as a linebacker, and also earned letters for track and basketball squads, earning third-team all-state pick in basketball as a senior. . . married (Kelli). . . lives in Kenner. . . full name is Ink Aleaga.

GAMES STARTED/PLAYED: (1997, 1/3); (1998, 3/15). Totals 4/18.



TOMMY BARNHARDT

Punter Year With Saints: 8 Year in NFL: 13

Ht: 6-2 Wt: 228 College: North Carolina

Born: June 11, 1963 at China Grove, North Carolina

Joined Saints: Unrestricted Free Agent (Tampa Bay), 1999

PRO: Accomplished veteran punter whose 12 seasons in the league have generated over 700 kicks, over 31,000 yards and fine career averages of 42.6 gross and 35.9 net. . . including one year split between New Orleans and Chicago (1987), one year with Washington (1988), six years in New Orleans (1989-94), one year with Carolina (1995) and three seasons as a Buccaneer (1996-98), has played in 154 games and punted 729 times for 31,049 yards, 75 touchbacks, 205 inside-the 20s, three blocked kicks and a long boot of 62. Signed a three-year contract with the Saints, 6/28/99. **1998** — Handled all of the Bucs' punting chores and also served as the team's holder for all placekicks. . . returned to lineup for season opener at Minnesota (9/6) after missing last 10 games of 1997 due to a shoulder injury, and punted four times for an average of 41.0 yards, including a clutch 55-yard boot in the fourth quarter on fourth-and-32 from the Bucs' nine-yard line. . . drilled seven punts for 296 yards (42.3 gross avg.) at Green Bay (9/13), leading to a strong 38.6 with high, hanging kicks that forced two Packer muffins. . . punted a season-high 10 times at Detroit (9/28), averaging 38.6 yards and dropping four inside the 20 versus just one touchback. . . helped hold Giants PR Amani Toomer to -1 yards in returns against New York (10/4), averaging 44.8 yards gross and 41.0 yards net on five punts. . . for only second time in career and third time in Buccaneer history, was not called on once to punt in Bucs' win over Minnesota (11/1), though he continued to fill holding duties on placekicks. . . placed two of six punts inside the 20 against Jacksonville (11/15), averaging 45.8 yards gross and 42.7 net against Jacksonville (11/15). . . three of five punts vs. Pittsburgh (12/13) were fair caught as he averaged 36.8 gross yards, recorded three touchbacks and did not allow a return yard by the Steelers. **1997** — Appeared headed towards another stellar season in early part of season before suffering a season-ending shoulder injury in week six contest. . . finished the season with 29 punts for 1,304 yards and a 45.0 gross average (39.1 net), with a long of 61. . . at time of injury, was tied for NFC lead in punts inside-the-20 with 12 and ranked second in the conference in net average with a 39.1 mark. . . in game at Detroit (9/7), had season-best four of seven punts land inside opponents' 20-yard line, limiting Lions return specialist Glyn Milburn to just 14 return yards on the day. . . established a career first against Miami (9/21) when he was not called on to punt in a game in which he dressed for. . . came back the following week to play a vital role in team's narrow 19-18 defeat of Arizona (9/28). . . in that game, had one of finest games of career, booting eight punts a total of 395 yards for third-best gross punting average of career (49.4), while also completing a 25-yard pass to S Tony Bouie on a fake punt attempt that eventually set up a Buccaneer touchdown. . . had promising season come to an end the following week at Green Bay (10/5) after being forced to make a TD-saving tackle of Packers PR Bill Schroeder and suffering a broken collarbone. . . placed on injured reserve on 10/9. **1996** — Recorded the finest season by a punter in Tampa Bay history, breaking or tying three major Buccaneer records. . . selected as a first alternate for Pro Bowl. . . kicked in all 16 games and compiled gross punting average of 43.1 (seventh in the NFC), surpassing Reggie Roby's 1995 team record of 42.8. . . also established a new Buccaneer standard for net punting average, eclipsing Dan Stryzinski's 1992 mark of 36.2 with his 37.8 (third in the NFC, tied for sixth overall). . . landed punts inside Tampa Bay opponents' 20-yard line during 11 games, tying the Buccaneer record for most punts inside the 20 with 24. . . hit four punts of 60 or more yards in '96, matching his total of 60+ yard punts from the first nine years of his career. . . was critical in helping team finish third in the league in opponents' punt return average (6.5). . . had excellent start in season opener against Green Bay (9/1), punting three times for an average of 46.3, (with a long of 54 yards,) and pinning the Packers inside their 20-yard line once. . . continued to give Buc opponents poor field position the following week at Detroit, with four out of six punts landing inside the 20-yard line. . . suffered first touchback of the season during Detroit game (9/29), after kicking a 60-yarder that rolled into the end zone on Bucs' first possession. . . also vs. the Lions, put two kicks inside Detroit's 20-yard line and nailed a 62-yard punt that tied for second-longest of career. . . in home win over Minnesota (10/13), landed three out of six punts inside the Vikings' 20-yard line, and also hit third punt of the year of 60 or more yards. . . had first and only block of season in loss at Green Bay (10/27). . . recorded season-best 53.3 yard average (net of 42.0) on two punts at San Diego (11/17). . . also at San Diego, ran for 25 yards and a first down on a fake in the third quarter to prolong a Buccaneer drive. **1995** — Signed by Carolina as unrestricted free agent (3/2). . . punted in all 16 games for

Panthers and averaged 41.1 yards with a 35.2 net on career-high 95 punts (second in NFL). . . ranked 10th in NFC in gross average and was second in NFC (fourth NFL) with a career-best 27 kicks inside-the-20. . . also served as team's holder for PK John Kasay. . . in season-opener at Atlanta (9/3), had season and career-high (tied) 10 punts including five inside-the-20. . . averaged 44.0 yards on nine punts in game with Buffalo (9/10). . . booted five of seven kicks inside-the-20 in season finale at Washington (12/24). **1994** — For the Saints, punted in all 16 contests and finished fourth in the NFC (sixth NFL) with a 43.6-yard average on 67 punts. . . had 14 kicks inside-the-20 and posted a 33.5 net average. . . against San Francisco (9/25), had season-high seven punts and also had 21-yard run on fake punt. . . in season finale vs. Denver (12/24) was named NFC Special Teams Player of the Week with 47.0 mark on five punts. **1993** — Kicked in all 16 games and finished with 43.6 yard average on 77 punts. . . ranked fourth in NFC and ninth in NFL in gross average, and was fifth in NFC and sixth in NFL in net with a 37.5 yard mark. . . had NFL-best 26 punts inside-the-20 with just six touchbacks. . . notched at least one 50-yard punt in 10 of 16 games. . . in game versus Broncos (9/19), had seven punts with six inside-the-20 and forced four fair catches by Pro Bowler Mel Gray to earn NFC Special Teams Player of the Week honors. . . ran 18 yards on fake punt versus Rams (10/3). . . in game against Giants (12/20), completed first pass of NFL career on seven-yarder to Brad Muster on fake FG. **1992** — In 16 games, punted 67 times for a 37.7 yard net average and a career-best 44.0 yard gross average. . . gross average was a Saints record and ranked second in the NFC (fifth NFL). . . averaged 52.3 yards against Phoenix (10/18) including boots of 60 and 62 yards. . . gained 12 yards running for a first down on fake punt against Tampa Bay (11/1). . . in playoff loss to Eagles (1/3/93), punted three times for 45.3 yard average. **1991** — Punted in 16 matches and was third in NFC (seventh NFL) with a 43.5 yard average on 86 kicks. . . net average of 35.3 yard net rated sixth in the conference. . . booted season-long 61-yarder and averaged 44.4 yards versus Chiefs (9/8), then had four punts inside the 20 in following game against 49ers (9/15). . . had top game of season against Minnesota (9/22) with 48-yard average on five kicks including a 57-yarder. . . averaged 54.0 yards on three punts in post-season loss to Falcons (12/28). **1990** — In first full NFL season, punted 70 times for Saints and averaged 42.7 yard gross and 36.2 yard net. . . rated fourth in NFC (sixth NFL) in gross, and third in conference (sixth NFL) in net. . . at Cincinnati (11/4), averaged 48.2 yards on six kicks including career-best 65-yarder. . . notched 50.4-yard mark on five boots including three of 50+ versus Rams (12/9). . . in Wild Card loss to Bears (1/6/91), punted three times for 30.0 yard average. **1989** — Waived by Redskins (5/11) prior to training camp and signed by Lions (7/20). . . waived by Detroit (8/30) and inked by New Orleans (10/11) following season's fifth game. . . kicked in 11 games and averaged 39.6 yards on 55 punts with a 35.0 yard net. **1988** — Was released by Chicago during training camp (8/24) but was subsequently signed by Washington (9/9). . . punted in four games before suffering quad injury in fourth contest. . . placed on injured reserve on 10/11 and missed remainder of season. . . prior to injury, credited with 15 punts for a gross average of 41.9 and a net average of 34.3 yards. **1987** — Signed by Tampa Bay on 2/6 as a free agent but was waived during camp (8/5). . . joined New Orleans (9/23) as replacement player during strike and saw action in three games before being released (11/3) at conclusion of the strike. . . signed with Chicago (12/16) for season's final two regular season games plus the Bears' playoff stint. . . overall for season, had 17 punts for 42.3 yard gross average and 35.2 yard net average. . . punted four times for 36.3 yard average in Bears' playoff loss to Redskins (1/10/88). **1986** — Saw pre-season action for Tampa Bay but was waived by Buccaneers at end of training camp (8/25). . . drafted by Buccaneers in the ninth round (223rd overall) in 1986.

COLLEGE: Played three seasons at North Carolina after transferring from East Carolina. . . overall, averaged 41.6 yards on 156 career punts. . . as a senior, earned first team All-Atlantic Coast Conference honors for the second consecutive season. . . averaged 41.5 yards with a long kick of 57 yards. . . in junior season, was First Team All-ACC choice with a career-best gross average of 43.6. . . had personal-long 59-yard boot against Virginia. . . posted 39.6-yard mark as a sophomore for Tar Heels. . . did not play for Tar Heels in 1982 after transferring from East Carolina. . . as a freshman at East Carolina, averaged 37.5 yards on 59 punts. . . earned a bachelor's degree in business from North Carolina.

PERSONAL: Single, resides in Matthews, North Carolina. . . has donated considerable time to Make-a-Wish Foundation and various children's hospitals. . . hobbies include golf and water/snow skiing. . . attended South Rowan Senior High School in China Grove, North Carolina, lettering in football and baseball. . . full name is Tommy Ray Barnhardt, born June 11, 1963 in China Grove, North Carolina.

GAMES PLAYED: (1987, 5); (1988, 4); (1989, 11); (1990, 16); (1991, 16); (1992, 16); (1993, 16); (1994, 16); (1995, 16); (1996, 16); (1997, 6); (1998, 16). Totals: 154. Totals with Saints 94.

PLAYOFF GAMES PLAYED: (1987, 1); (1990, 1); (1991, 1); (1992, 1). Totals 4. Totals with Saints 3.

| PUNTING | | | | | | | | |
|---------------------------------|-----|-------|------|------|----|------|----|----|
| Year | No. | Yds. | Avg. | Net | TB | IN20 | LG | BK |
| 1987 (New Orleans) | 11 | 483 | 43.9 | 36.3 | 1 | 4 | 52 | 0 |
| 1987 (Chicago) | 6 | 236 | 39.3 | 33.3 | 0 | 2 | 50 | 0 |
| 1987 (New Orleans/Chicago Tot.) | 17 | 719 | 42.3 | 35.2 | 1 | 6 | 52 | 0 |
| 1988 (Washington) | 15 | 628 | 41.9 | 34.3 | 2 | 1 | 55 | 0 |
| 1989 (New Orleans) | 55 | 2179 | 39.6 | 35.0 | 4 | 17 | 56 | 0 |
| 1990 (New Orleans) | 70 | 2992 | 42.7 | 36.2 | 6 | 20 | 65 | 1 |
| 1991 (New Orleans) | 86 | 3743 | 43.5 | 35.3 | 10 | 20 | 61 | 1 |
| 1992 (New Orleans) | 67 | 2947 | 44.0 | 37.7 | 10 | 19 | 62 | 0 |
| 1993 (New Orleans) | 77 | 3356 | 43.6 | 37.5 | 6 | 26 | 58 | 0 |
| 1994 (New Orleans) | 67 | 2920 | 43.6 | 33.5 | 9 | 14 | 57 | 0 |
| 1995 (Carolina) | 95 | 3906 | 41.1 | 35.2 | 11 | 27 | 54 | 0 |
| 1996 (Tampa Bay) | 70 | 3015 | 43.1 | 37.8 | 4 | 24 | 62 | 1 |
| 1997 (Tampa Bay) | 29 | 1304 | 45.0 | 39.1 | 3 | 12 | 61 | 0 |
| 1998 (Tampa Bay) | 81 | 3340 | 41.2 | 35.3 | 9 | 19 | 55 | 0 |
| Totals | 729 | 31049 | 42.6 | 36.3 | 75 | 65 | 65 | 3 |
| Totals with Saints | 433 | 18618 | 43.0 | 35.9 | 46 | 120 | 65 | 2 |

| Playoffs | | | | | | | | |
|-------------------|------|------|------|------|------|----|----|---|
| No. | Yds. | Avg. | Net | TB | IN20 | LG | BK | |
| 4 games | 13 | 533 | 41.0 | 28.1 | 3 | 0 | 56 | 0 |
| 1993 (Pittsburgh) | 6 | 268 | 44.7 | 35.3 | 1 | 1 | 51 | 0 |
| 1994 (Pittsburgh) | 10 | 413 | 41.3 | 29.1 | 4 | 2 | 55 | 0 |
| 1995 (Detroit) | 5 | 187 | 37.4 | 34.8 | 0 | 1 | 48 | 0 |
| Totals | 24 | 980 | 40.8 | 32.5 | 6 | 6 | 55 | 0 |

Career-Highs

Punts: 10, five times

Yards: 415, vs. L.A. Rams, 11/26/89

Average: 52.3, at Phoenix, 10/18/92 (minimum 3 punts)

Long Punt: 65, at Cincinnati, 11/4/90

Inside-the-20: 6, vs. Detroit, 9/19/93

Additional Stats: Rushing 1-(-13), 1987; 1-0, 1991; 4-(-2), long of 12, 1992, 1-18, 1993; 1-21, 1994; 1-25, 1996. Totals 9-49, 5.4 avg., long of 25. Passing 1-1, 7 yds., 1993; 1-1, 25 yds., 1997, 2-2, 32 yds.


BRETT BECH

Wide Receiver Year With Saints: 3 Year in NFL: 3

Ht: 6-1 Wt: 184 College: LSU

Born: August 20, 1971 at Slidell, Louisiana

Joined Saints: Free Agent, 1996

PRO: Originally signed by the Jacksonville Jaguars, 4/24/95, waived, 6/7/95. Played two seasons in the Canadian Football League for the San Antonio Texans. Signed to the Saints practice squad, 11/13/96. Was signed to the Saints practice squad, 8/25/97, and to the active roster, 9/27/97. Contract expired in 1998, subject to developments. **1998** — Appeared in all 16 games on the season, had no starts. . . caught first NFL touchdown at Carolina, 11/1, a six-yarder, among his three catches for 40 yards. . . had four receptions for 113 yards and two touchdowns in season finale, vs. Buffalo, 12/27, all career-bests. . . was part of just the second time in team history two players had 100+ receiving yards. . . caught a pass in eight games on the season. . . returned one kickoff for 20 yards and recovered a Saints onside kick at Buffalo, 12/27. **1997** — In his first full season with New Orleans, saw action in 10 games, catching three passes for 50 yards (16.7 avg.) with a long of 22 yards. . . also saw extensive action on special teams, registering five tackles and returning three kickoffs for 47 yards (16.7 avg.), with a long of 30 yards. . . first NFL action came in game 5, at New York Giants, 9/28. . . was placed on I/R, 12/12, with hand and shoulder injuries. **1996** — Was signed to the Saints practice squad, 11/13/96. **1995** — Was signed by the Jacksonville Jaguars, 4/24/95, but was waived, 6/7/95.

COLLEGE: Played four years for the LSU Tigers, lettering from 1992-94. . . Bech led the team in receiving as

a junior in 1993 with 30 receptions for 429 yards and three touchdowns, and as a senior in 1994, with 45 receptions for 772 yards and five touchdowns. . . was a team captain his senior year.

PERSONAL: Was a standout athlete at Slidell High School in Slidell, Louisiana . . . single. . . lives in Slidell.

GAMES STARTED/PLAYED: (1997, 0/10); (1998, 0/16). Totals 0/26.

| RECEIVING | | | | | |
|-----------|-----|-------|------|-----|----|
| Year | No. | Yards | Avg. | LG | TD |
| 1997 | 3 | 50 | 16.7 | 22 | 0 |
| 1998 | 14 | 264 | 18.9 | 72t | 3 |
| Totals | 17 | 314 | 18.5 | 72t | 3 |

Career Highs

Receptions: 4, vs. Buffalo, 12/27/98

Receiving Yards: 113, vs. Buffalo, 12/27/98

Long Reception: 72t, vs. Buffalo, 12/27/98

TDs: 2, vs. Buffalo, 12/27/98


CHRIS BORDANO

Linebacker Year With Saints: 2 Year in NFL: 2

Ht: 6-1 Wt: 241 College: SMU

Born: December 30, 1974 at San Antonio, Texas

Joined Saints: Draft Choice No. 6, 1998

PRO: Originally drafted by the Saints in the sixth round (161st overall) of the 1998 NFL Draft. A tough, hard-nosed hitter. Contract runs through 2000 with no option. **1998** — Saw action in all 16 games on the year, starting 6, all at MLB. . . first NFL start came at Minnesota, 11/8. . . majority of action had come on special teams to that point. . . had career-best nine tackles (with a career-best eight solo) twice on the season, at San Francisco, 11/22 and vs. Buffalo, 12/27. . . also posted first career sack (-2 yds.) vs. Buffalo. . . finished 1998 tied for 8th on the team in tackles, with 62 (46 solo). . . also tied for fifth on the team with 8 special teams tackles (8 solo).

COLLEGE: Is just the third player ever taken by the Saints from Southern Methodist, and the first since 1974. . . was an All-American third-team choice by The Poor Man's Guide to the NFL Draft and a First-team All-Western Athletic Conference choice as a senior. . . started the first six games and the final three contests at middle linebacker. . . led the team in 1997 with 120 tackles (67 solo) and had 1.5 sacks for minus six yards and two stops for losses of three yards, with a forced fumble. . . tutored elementary students in South Dallas in 1996. . . was a participant in the SMU/Fellowship of Christian Athletes Spring Sportsfest at Texas Scottish Rite Hospital in 1995. . . history major.

PERSONAL: All-District 28-5A & Defensive Most Valuable Player as a senior at Southwest (San Antonio, Texas) High. . . recorded 178 tackles (100 solo) with three fumble recoveries as a senior. . . lettered twice in track. . . ran the hurdles and 100 meters (10.9). . . competed on the 4x400 relay team and in the pole vault (13'6"). . . married (Leigh).

GAMES STARTED/PLAYED: (1998, 6/16). Totals 6/16.


Career Highs

Tackles: 9, twice (at San Francisco, 11/22/98; vs. Buffalo, 12/27/98)

Solo Tackles: 8, twice (at San Francisco, 11/22/98; vs. Buffalo, 12/27/98)

Sacks: 1, vs. Buffalo, 12/27/98, (2 yards lost)

Yards Lost: 2, vs. Buffalo, 12/27/98 (1 sack)

**DOUG BRIEN**

Kicker Year With Saints: 5 Year in NFL: 6

Ht: 6-0 Wt: 185 College: California

Born: November 24, 1970 at Bloomfield, New Jersey

Joined Saints: Free Agent, 1995

PRO: Originally selected by San Francisco as the first of two third-round picks in the 1994 draft (85th overall). Was waived by the 49ers 10/16/95 and signed by the Saints 10/31/95. Has converted 168 consecutive PATs, dating back to 10/9/94, and 87 consecutive with the Saints. Ranks third all-time on the Saints with 315 career points scored, and will move into second place all-time with four points scored. Ranks first all-time in team history in field goal success rate with 83.5% from 1995-98. Has converted second-most field goals in team history (76). Has not missed a field goal of under 40 yards since 9/29/96, at Baltimore, a string of 32 straight, the third-longest string in franchise history. Ranks first in the NFL among active kickers, converting 66.7% field goal attempts of 50+ yards. Contract runs through 2001 with no option. **1998** — Continued to establish himself as one of the league's most accurate kickers, converting on career-best 90.9% of his field goal attempts (20-22), which ranked third in the NFL, and marked the most prolific conversion rate in team history. He also converted on all 31 PAT attempts on the year. . . was voted as a first alternate to the Pro Bowl. . . was twice nominated for NFC Special Teams Player of the Week, vs. Tampa Bay, 10/25, when he scored all nine of the Saints points in the 9-3 victory, and vs. Atlanta, 12/13, when he connected on two 53-yard field goals and scored eight total points. . . from game 1, at St. Louis through his second kick at San Francisco, 11/22, connected on a string of career-best 14 consecutive field goals. . . connected on a career-best 56-yard field goal vs. Carolina, 9/13. . . also hit a season-high 3-3 vs. Tampa Bay, 10/25, including one from 50 yards out. . . again scored team-leading 91 points on the year. **1997** — Continued to prove to be a valuable asset to the Saints as one of the NFL's most-accurate kickers, converting all 22 PATs and 23 of 27 field goals on the year. . . 85.2% field goal accuracy was good for the fourth-most accurate season percentage in team history at the time (now ranks fifth) and was tied for third-best in the NFC. . . was voted as an alternate to the Pro Bowl. . . was 3-3 on field goals three times during the season, including converting two from 50+ at Carolina, 11/30, and was voted NFC Special Teams Player of the Week. . . 91 points on the year tied for ninth in the NFC in scoring. . . kicked three game-winning field goals on the season, in the span of four weeks, at Oakland, 11/9; in overtime vs. Seattle, 11/6, in the shortest overtime period in NFL history; and at Carolina, 11/30. . . 53-yard field goal at St. Louis, 8/31, was the second-longest field goal of his career (at the time, now is third-longest). . . was 4-5 from 50+ yards. **1996** — In his first full season with New Orleans, proved to be one of the most valuable kickers in the NFL. . . connected on all 18 PATs and 21 of 25 field goals on the year. . . field goal success rate of 84% was the best by a Saint since Morten Andersen connected on 85.3% in 1992. . . kicked three field goals of more than 50 yards, including a long of 54 yards against Chicago 10/13. . . 54-yarder was a career-long (at the time, now second-longest) and secured the victory 27-24, to notch the second victory of the season. . . three 50+ field goals marked the first Saint to accomplish this since Morten Andersen in 1992. . . led the team in scoring with 81 points. . . connected on a 51-yard field goal at Cincinnati 9/15, one of three successful field goal tries on the day. . . 51-yarder also marked his best as a Saint and tied a career-long to that point. . . hit on a 51-yard field goal at Giants 12/15 in 17-3 victory. . . had a 41-yard attempt blocked versus Atlanta 12/8, the first of his career. **1995** — Opened the season with the 49ers, where he played the first six games before being waived 10/16. . . was signed by New Orleans 10/31. . . nailed a career-long 51-yard field goal in his final game with the 49ers, at Indianapolis 10/15. . . in his first game with New Orleans, vs. St. Louis 11/5, connected on all four field goals, including a pair from over 40 yards (42,47), as Saints went on for 19-10 victory. . . 13 points equaled a career-best. . . was also named NFC Special Teams Player-of-the-Week for the second time in his career. . . 25-yard field goal with 6:33 to play proved to be winning margin in 17-14 decision over Indianapolis, 11/12. . . also recorded a tackle on kickoff coverage, at Jets 12/24. **1994** — Led the 49ers in scoring his rookie season with 105 points, the highest total by a 49er since 1989 when Mike Cofer had 111. . . established club records for PATs (60) and PATs attempted (62). . . 75 percent accuracy rate (15-20) was the best by a 49er since Cofer's 80.6% mark (29-36) in 1989. . . was named NFC Special Teams Player-of-the-Week when he was 2-2 on field goals (33,47) and 4-4 on PATs in win at Rams, 9/18. . . hit a season-long 48-yarder, at New Orleans 11/28. . . posted a career-best 13 points on 3-4 FGs and 4-4 PATs, vs. Atlanta 12/4. . . recovered a fumble on a kickoff that led to a TD in NFC Championship Game win, vs. Dallas 1/15.

COLLEGE: Set the Golden Bear career record for field goals with 53, breaking the old mark of 50 established by former Cincinnati Bengal Jim Breech. . . is also Cal's all-time scoring leader with 288 points. . . earned All-Pac 10 accolades on two occasions. . . holds degree in political economies of industrial societies with a minor in conservation and resource studies.

PERSONAL: Was raised in the San Francisco Bay area city of Danville, Calif., where he attended De LaSalle High School. . . played just one year of football. . . lettered three times in soccer, and was an all-league choice each of his final two years. . . high school coach, Bob Ladouceur, was named the NFL High School Football Coach of the Year in 1995, based on Brien's nomination. . . has his own website on the internet - www.kicking.com. . . has teamed with Big Brothers/Big Sisters to form "Kicks for Kids Sake". . . married (Shanti). . . resides in Oakland, Calif. during the offseason. . . full name is Douglas Robert Zachariah Brien.

GAMES PLAYED: (1994, 16); (1995, 14); (1996, 16); (1997, 16); (1998, 16). Totals 78. Totals with Saints 56.
PLAYOFF GAMES PLAYED: (1994, 3).

| Year | PAT | 1-19 | 20-29 | 30-39 | 40-49 | 50+ | Tot. | LG | BK | Pts. |
|--------------|---------|------|-------|-------|-------|-------|--------|----|----|------|
| 1994 (SF) | 60-62 | 1-1 | 4-4 | 5-6 | 5-8 | 0-1 | 15-20 | 48 | 0 | 105 |
| 1995 (SF) | 19-19 | 0-0 | 4-4 | 0-1 | 2-6 | 1-1 | 7-12 | 51 | 0 | 40 |
| 1995 (NO) | 16-16 | 0-0 | 4-4 | 4-6 | 4-6 | 0-1 | 12-17 | 47 | 0 | 52 |
| 1995 (NO/SF) | 35-35 | 0-0 | 8-8 | 4-7 | 6-12 | 1-2 | 19-29 | 51 | 0 | 92 |
| 1996 | 18-18 | 0-0 | 4-4 | 9-10 | 5-7 | 3-4 | 21-25 | 54 | 1 | 81 |
| 1997 | 22-22 | 1-1 | 2-2 | 10-10 | 6-9 | 4-5 | 23-27 | 53 | 1 | 91 |
| 1998 | 31-31 | 0-0 | 7-7 | 3-3 | 6-6 | 4-6 | 20-22 | 56 | 1 | 91 |
| Totals | 166-168 | 2-2 | 25-25 | 31-36 | 28-42 | 12-18 | 98-123 | 56 | 3 | 460 |
| N.O. Totals | 87-87 | 1-1 | 17-17 | 26-29 | 21-28 | 11-16 | 76-91 | 56 | 3 | 315 |

Playoffs

| Year | PAT | 1-19 | 20-29 | 30-39 | 40-49 | 50+ | Tot. | LG | BK | Pts. |
|-----------|-------|------|-------|-------|-------|-----|------|----|----|------|
| 1994 (SF) | 17-18 | 0-0 | 0-0 | 2-2 | 0-0 | 0-0 | 2-2 | 36 | 0 | 23 |

Career-Highs

FG Attempts: 4, 3 different times (twice with Saints)

FG Made: 4, vs. St. Louis, 11/5/95

Extra Points: 6, at Atlanta, 10/16/94; vs. Denver, 12/17/94

Points: 13, vs. Atlanta, 12/4/94; vs. St. Louis, 11/5/95

Long FG: 56, vs. Carolina, 9/13/98

1998 NFL FG CONVERSION LEADERS

| Player | FGM/FGA | Pct. |
|-------------------------|---------|-------|
| 1. Gary Anderson, Minn. | 35/35 | 100.0 |
| 2. Al Del Greco, Tenn. | 36/39 | 92.3 |
| 3. DOUG BRIEN, N.O. | 20/22 | 90.9 |
| 4. Jason Hanson, Det. | 29/33 | 87.9 |
| Ryan Longwell, G.B. | 29/33 | 87.9 |

SAINTS SINGLE-SEASON FG CONVERSION LEADERS

| Player | FGM/FGA | Pct. |
|--------------------------|---------|------|
| 1. DOUG BRIEN, 1998 | 20/22 | 90.9 |
| 2. Morten Andersen, 1985 | 31/35 | 88.6 |
| 3. Morten Andersen, 1986 | 26/30 | 86.7 |
| 4. Morten Andersen, 1992 | 29/34 | 85.3 |
| 5. Doug Brien, 1997 | 23/27 | 85.2 |

SAINTS ALL-TIME FG ACCURACY LEADERS

| Player | FGM/FGA | Pct. |
|-----------------------------|---------|------|
| 1. DOUG BRIEN, 1995-98 | 76/91 | 83.5 |
| 2. Morten Andersen, 1982-94 | 302/389 | 77.6 |
| 3. Garo Yepremian, 1979 | 12/16 | 75.0 |
| 4. Rich Szaro, 1975-78 | 37/58 | 63.8 |
| 5. Benny Ricardo, 1980-81 | 23/34 | 54.8 |

ACTIVE NFL 50+ FG % LEADERS

(min. 10 FG made)

| Player | FGM/FGA | Pct. |
|-----------------------|---------|------|
| 1. DOUG BRIEN, N.O. | 12/18 | 66.7 |
| 2. Chris Jacke, Ariz. | 18/28 | 64.3 |
| 3. Jason Elam, Den. | 17/28 | 60.7 |
| 4. John Carney, S.D. | 12/21 | 57.1 |
| 5. Jeff Jaeger, Chi. | 15/27 | 55.6 |

**30****JE'ROD CHERRY**

Safety Year With Saints: 4 Year in NFL: 4
 Ht: 6-1 Wt: 210 College: California
 Born: May 30, 1973 at Charlotte, North Carolina
 Joined Saints: Draft Choice No. 2, 1996

PRO: Selected in the second round (40th overall) of the 1996 draft. One of the most versatile defensive backs in the draft. Is only the third player from California selected by the Saints. A physical safety who also can play corner. Contract expired in 1998, subject to developments. **1998** — Saw action in 15 games on the year, posting 27 tackles (23 solo), with two sacks (19 yards) and six passes defended. . . also led the Saints with 16 special teams tackles (14 solo). . . had career-best seven tackles (five solo) at Minnesota, 11/8, along with two passes defended and a sack (8 yards). **1997** — Appeared in all 16 games. . . was a standout on special teams. . . led the Saints with 14 total (13 solo) special teams tackles. . . also recorded six stops on defense. . . had four solo tackles at Chicago, 10/5. . . saw action at CB for the first time as a professional at St. Louis, 8/31. **1996** — Appeared in 13 games, was inactive for three. . . majority of playing time came on special teams. . . recorded eight tackles as a special-teamer, which ranked fourth on the team. . . saw increased time on defense towards latter part of season. . . served as dime back for final two games. . . had eight stops, a pass defended and a fumble recovery on defense. . . at Giants 12/15, stepped in as dime back on defense, had a fumble recovery, and a pass defended, also recorded a tackle on special teams. . . saw first playing time on defense at Baltimore 9/29, in short-yardage situations and recorded one tackle.

COLLEGE: Began his senior season at left cornerback, where he started each of the first six games for the Bears. . . moved to free safety for the final five contests, and finished the year with a team and career-high 91 tackles, an interception, seven passes defended, a fumble recovery and a forced fumble. . . also returned 18 kickoffs for a 21.4-yard average and was an All-PAC 10 honorable mention choice. . . played in East-West Shrine Game his senior season. . . was a first-team PAC 10 All-Academic selection each of his final two years. . . earned all-conference honorable mention accolades as a junior. . . earned the Bob Simmons Award as Cal's freshman MVP. . . earned his degree in Political Science in May of 1995, finishing with a 3.2 GPA.

PERSONAL: Was an Oakland Tribune and All-East Bay first-team choice at Berkely (Calif.) High School. . .

played both safety and wide receiver as a senior. . . also lettered in track, participating in the 200 meters and anchored the 4x100 relay team. . . married (Lisa) with a son (Jay Martin). . . full name is Je'Rod L. Cherry.

GAMES STARTED/PLAYED: (1996, 0/13); (1997, 0/16); (1998, 0/15). Totals 0/43.

| Year | TACKLES | | | INTERCEPTIONS | | | |
|--------|---------|------|------|---------------|------|----|----|
| | Tkl | Asst | Tot. | No. | Yds. | LG | TD |
| 1996 | 6 | 2 | 8 | 0 | 0 | 0 | 0 |
| 1997 | 5 | 0 | 5 | 0 | 0 | 0 | 0 |
| 1998 | 23 | 4 | 27 | 0 | 0 | 0 | 0 |
| Totals | 34 | 6 | 40 | 0 | 0 | 0 | 0 |

Career Highs

Tackles: 7, at Minnesota, 11/8/98

Solo Tackles: 5, at Minnesota, 11/8/98

Sacks: 1, twice (at Atlanta, 10/18/98 and at Minnesota, 11/8/98)

Yards Lost: 11, at Atlanta, 10/18/98 (1 sack)

Additional Stats: Passes Defended (7): 1996, 1; 1998, 6. Fumble Recoveries: 1996, 1-0 yards.

**85****CAMERON CLEELAND**

Tight End Year With Saints: 2 Year in NFL: 2

Ht: 6-4 Wt: 272 College: Washington

Born: August 15, 1975 at Sedro Wooley, Washington

Joined Saints: Draft Choice No. 2, 1998

PRO: Originally a second round draft choice by the Saints (40th overall) in the 1998 NFL Draft. Good blend of size and strength. Contract runs through 2000 with no option. **1998** — Turned in one of the most prolific seasons by a tight end in team history. . . had a team-leading 54 receptions for 684 yards, which ranked second on the squad. . . was voted a second alternate to the NFC Pro Bowl team. . . six receiving touchdowns ranked first on the team and tied WR Danny Abramowicz (1967) for the most touchdown receptions by a rookie and tied for second in touchdown receptions by a tight end in team history. . . 54 receptions tied the team's rookie record, and were the second-most in team history by a tight end (Wesley Walls, 57 - 1995). . . in week 17, was nominated for NFC Offensive Player of the Week when he caught a team season-high 10 receptions vs. Buffalo, 12/27, for 112 yards and a touchdown, which was just the second time in team history two players had 100+ yards receiving in the same game. . . had a game-winning 33-yard touchdown reception in overtime at Indianapolis, 9/27. . . caught a touchdown pass in six games on the year. . . was voted to numerous all-rookie teams.

COLLEGE: Left Washington ranked sixth among tight ends on the school's career-record list with 50 receptions. . . was an All-Pac 10 Conference first-team choice in 1997, starting 10 games, catching 19 passes for 276 yards (14.5 avg.) and two touchdowns. . . also lettered on the Huskies' baseball team as a first baseman, starting 24 of 28 games in 1994, batting .278 with three home runs. . . in 1993, helped the team compile a school season-record 48-16 mark as it advanced to the regional finals in the NCAA Championships. . . batted .400 in five games. . . sociology major.

PERSONAL: Scholastic Coach & USA Today All-American honorable mention at Sedro Woolley (Wash.) High. . . rated one of the nation's premier tight ends. . . All-State selection by the Seattle Post-Intelligencer. . . two-time All-Northwest League first-team pick. . . caught 63 passes for 1,083 yards (17.2 avg.) and nine touchdowns during his career. . . selected for the East-West All-Star game. . . added All-League honors in basketball and baseball. . . team captain in all three sports. . . honor roll student. . . uncle, Phil Mitley, played in the Milwaukee Braves' Class AAA minor league baseball organization, 1956-58. . . full name is Cameron Ross Cleeland.

GAMES STARTED/PLAYED: (1998, 16/16). Totals 16/16

Career-Highs

Receptions: 10, vs. Buffalo, 12/27/98
 Receiving Yards: 112, vs. Buffalo, 12/27/98
 Long Reception: 53, at Carolina, 11/1/98
 TDs: 1, six times (last time vs. Buffalo, 12/27/98)

**27****ANTHONY COBBS**

Cornerback Year With Saints: 2 Year in NFL: 2
 Ht: 6-0 Wt: 191 College: UCLA
 Born: January 9, 1974 at New London, Connecticut
 Joined Saints: Free Agent, 1997

PRO: Signed to the Saints practice squad, 12/17/97, Cobbs originally attended training camp with the Arizona Cardinals in 1997. Was signed to the Saints practice squad, 9/2/98, where he spent the entire season. Contract runs through 1999 with no option. **1998** — Spent the entire season on the practice squad. . . was with the Frankfurt Galaxy of NFL Europe in the spring of 1998, posting 24 tackles (22 solo) with a team-leading 15 passes defended and one interception.

COLLEGE: Originally played wide receiver for the Bruins before switching to defensive back his sophomore year. . . had 45 tackles and two interceptions his senior year. . . earned bachelor's degree in communications.

PERSONAL: Was an all-city wide receiver at Poly High School in Long Beach, California. . . also lettered in track and baseball. . . ran 10.7 100-meters, high jumped 6'6". . . married (Joy Lynn).

**66****JOE COCOZZO**

Guard Year With Saints: 1 Year in NFL: 6
 Ht: 6-4 Wt: 300 College: Michigan
 Born: August 7, 1970 at Mechanicsville, New York
 Joined Saints: Free Agent, 1999

PRO: Was originally a third-round draft choice (64th overall) of the San Diego Chargers in the 1993 NFL Draft. Was signed by the Washington Redskins as an unrestricted free agent, 6/1/98. Was waived by the Redskins, 8/12/98, and signed by the Saints, 2/23/99. Prior to 1998 season, had started 48 regular season games, 23 at RG and 25 at LG, as well as a starting assignment in Super Bowl XXIX, vs. San Francisco. Contract runs through 2000 with no option. **1998** — Did not see action. Prior to the 1998 season, had missed just three out of a possible 81 regular and postseason games since joining the NFL in 1993. **1997** — Started game 4 through game 15 at left guard and played in games 1 through 3 and game 16 as a backup. **1996** — Started 11 of 16 games, starting weeks 1 through 3 at RG and weeks 10 through 16. . . he saw backup duty from weeks 4 through 8 before returning to the starting lineup at Indianapolis, 11/3. **1995** — Started seven of 16 regular season games and one playoff game. . . saw action in a supporting role from weeks 1 through 9 and took a starting role in week 10 vs. Kansas City and started each of San Diego's final regular season games at right guard. **1994** — Lined up as the starting LG for games 1-13. . . helped provide holes for the Chargers' rushing attack which ranked 7th in the NFL with 115.8 yards rushing per game. . . started the first 13 games at LG before a foot injury in week 13 vs. the Raiders, 12/5, forced him to miss the remaining three games. . . returned to action in the postseason, taking over the RG spot during San Diego's run to the Super Bowl. **1993** — Played in all 16 games, starting five at RG. . . made his first career start vs. Houston Oilers, 9/19, adding a start at Indianapolis, 11/29, when the Chargers offensive line did not allow a sack and amassed a season-best 474 yards in total offense, including 247 rushing. . . started final three games, earning various all-rookie accolades.

COLLEGE: Started 30 of 32 games at RG for the Michigan Wolverines. . . as a senior, he was a consensus all-Big Ten Conference first-team choice on an offensive line that ranked fifth in the nation in total offense, averaging 465 yards per game. . . earned second-team Big Ten honors as a junior. . . earned degree in communications.

PERSONAL: Was a first-team all-state selection as a senior for Mechanicsville (N.Y.) High, adding Division I and II player of the year honors. . . was an Earth Science & Academic Top Ten Award recipient in high school. . . an avid hunter, Cocozzo went on a hunting expedition north of the Arctic Circle in 1997, which was later

caught in an avalanche and stranded, prior to their rescue by helicopter. . . undeterred, Cocozzo made a similar trip prior to the 1998 season. . . single. . . makes offseason home in San Diego, Calif.

GAMES STARTED/PLAYED: (1993, 5/16); (1994, 13/13); (1995, 7/16); (1996, 11/16); (1997, 12/16). Totals 48/77.

PLAYOFF GAMES STARTED/PLAYED: (1994, 3/3); (1995, 1/1). Totals 4/4.

**32****AARON CRAVER**

Running Back Year With Saints: 2 Year in NFL: 9
 Ht: 6-0 Wt: 220 College: Fresno State
 Born: December 18, 1968 at Los Angeles, California
 Joined Saints: Unrestricted Free Agent (San Diego), 1998

PRO: Signed by the Saints, 4/16/98, after spending 1997 with the San Diego Chargers. Originally a third-round selection (60th overall) by the Miami Dolphins in the 1991 NFL Draft, played with Miami, 1991-94. Played with the Denver Broncos, 1995-96, before signing with San Diego for the 1997 season. A tough, durable blocker, he is known for his all-purpose contributions as a runner, blocker and receiver. Contract runs through 2000 with no option. **1998** — Proved to be one of the most consistent players on the offense. . . started 10 of the 16 games he played in on the year. . . was second on the team with 180 rushing yards on 45 carries. . . two rushing touchdowns led the Saints. . . was fourth on the Saints and first among running backs with 33 receptions for 214 yards and two touchdowns. . . returned seven kickoffs for 212 yards (30.3 avg.), including a 100-yard touchdown return at Minnesota, 11/8, the 3rd-longest return in team history. . . also added a receiving touchdown and a career-best 49-yard reception in that game as part of his 180 total yards on the day. . . became first player in team history to have touchdowns rushing, receiving and on a kickoff return in a season. . . recipient of the Saints 1998 Ed Block Courage Award, as voted on by his teammates, for courage in the face of adversity. . . also added two special teams tackles and attempted a pass, which was incomplete. **1997** — Craver started five of 15 games played at fullback in first season with Chargers in 1997. . . finished season with 20 carries for 71 yards (3.6 avg) and long of 22 yards. . . also caught four passes for 26 yards (6.5 avg.) and long of 20 yards. . . returned three kickoffs for 68 yards (22.7 avg.) and long of 27 yards. . . was tied for second on team with nine tackles on special teams. . . had season-high five carries for 22 yards versus Indianapolis, 10/26. . . had season-long 22-yard run at Cincinnati, 11/2. . . had season long 20-yard reception versus Seattle, 11/9. **1996** — Denver's starting fullback for 15 of 16 regular-season games and one postseason contest in 1996. . . rushed for 232 yards on 59 carries (3.9 avg.), with long of 28 and two touchdowns. . . also caught 39 passes for 297 yards (7.6 avg.), with long of 31 and one touchdown. . . receiving touchdown was a then-career-long 39-yard catch and run at Seattle, 9/8. . . started first five games of season before partially tearing his posterior cruciate ligament at Cincinnati, 9/29. . . injury occurred on Denver's first play from scrimmage. . . was inactive for San Diego game, 10/6. . . returned to starting lineup against Baltimore, 10/20, and started all 10 remaining games. . . opened season with 59 yards on seven carries and caught one pass for seven more yards vs. New York Jets, 9/1. . . his 28-yard first-quarter run tied his career-long. . . in Game 2 at Seattle, 9/8, Craver started at fullback and gained 92 total yards from scrimmage with 47 yards on nine carries (5.2 avg.) and 45 yards on four receptions (11.3), including career-long 39-yard touchdown pass from John Elway. . . caught game-high six passes for 32 yards in regular-season finale at San Diego. . . started at fullback and caught three passes for 17 yards in AFC divisional playoff game versus Jacksonville, 1/4/97. **1995** — Craver played in all 16 games, starting 12 of last 13 for Broncos. . . finished season with 73 carries for 333 yards (4.6 avg.) and five touchdowns. . . added 43 receptions for 369 yards (8.6 avg.) and one touchdown. . . his 43 receptions were 11 more than he had during his first four years in league. . . also returned four kickoffs for 35 yards (8.8 avg.), and made one special teams tackle. . . made transition in training camp from tailback to fullback following emergence of rookie Terrell Davis. . . Craver responded by providing outstanding blocking all season for Davis, who put up 1,000-yard season. . . Craver scored two touchdowns in game for first time in career versus Arizona, 11/15 when he rushed for one and also caught first-career touchdown pass. . . also helped make history in that game, catching 19-yard pass from John Elway with 5:29 remaining in game that pushed Elway over 40,000-yard passing plateau. . . in season finale at Oakland, 12/24, Craver started at fullback and had best game of his career, setting career highs for both rushes (20) and yards (108), in addition to catching four passes for 38 yards. . . also scored one touchdown on one-yard run in second quarter. **1994** — Craver played in eight games for Miami with six rushing attempts for 43 yards and 24 receptions for 237 yards. . . also had two carries for 13 yards and six receptions for 43 yards in two playoff games. . . made his 1994 Dolphins' debut in a special teams role at Cincinnati, 10/2. . . was waived when Dolphins signed Cleveland Gary, 10/4. . . resigned, 11/9 by Miami when Keith Byars was placed on I/R list with knee injury. . . set two career highs against Buffalo, 12/4 with seven receptions for 67 yards. . . tied for team lead in receptions with five for 55 yards against Kansas City, including 28-yarder. . .

matched his career high in receiving yardage against Detroit on Christmas Day with 67 yards on five catches. . . was second on team with four catches for 35 yards - including postseason career-long 15-yarder - in AFC Wild Card Game against Kansas City, 12/31. . . in AFC Divisional Playoff loss at San Diego, 1/8/95, he had one carry for 10 yards and two receptions for eight yards. **1993** — Craver suffered torn anterior cruciate ligament in his right knee in preseason practice, 8/10. . . placed on I/R, 8/23 after undergoing reconstructive knee surgery, 8/19. **1992** — Craver played in six regular-season games and both playoff games for Miami in 1992. . . finished season with three carries for nine yards and added eight kickoff returns for 174 yards (21.8 avg.) and long of 44 yards against Seattle, 9/27. . . suffered hamstring injury versus New England, 10/18 and was placed on I/R, 10/21. . . activated from I/R, 1/7/93 and ended up second-leading rusher for Miami in playoffs with 85 yards and one touchdown on 10 carries. . . also had three catches for 28 yards. . . had best postseason game of his career against San Diego, 1/10/93, in AFC divisional playoff game by leading team in rushing with career-high 72 yards on eight carries with one touchdown on career-long 25-yard run. . . also had one reception for 13 yards. . . in AFC championship game against Buffalo, 1/17/93, Craver had 13 yards on two carries and two receptions for 15 yards. . . also returned four kicks for 48 yards. **1991** — Craver played in 14 games as rookie for Miami in 1991. . . finished season ranked third on team in rushing with 20 carries for 58 yards and one touchdown and added eight receptions for 67 yards. . . ranked eleventh in AFC in kickoff returns with 19.2 average. . . saw action on special teams in his NFL debut at Buffalo Sept. 1, and returned four kickoffs for 65 yards. . . had 11 carries for 37 yards and his first NFL touchdown on seven-yard run against Indianapolis, 9/8. . . had 49-yard kickoff return at New England, 10/6, which was longest return by Dolphins' player in over two years.

COLLEGE: Two-year starter at Fresno State after transferring from El Camino Junior College. . . finished his Bulldog career with 449 rushes for 2,251 yards (5.0 avg.) and 26 touchdowns. . . added 57 receptions for 421 yards (7.2 avg.) and two scores. . . was named all-Big West Conference as senior when he rushed for 1,003 yards and 17 touchdowns on 224 catches (4.5 avg.), caught 34 passes for 259 yards, and returned three kicks for 60 yards. . . Craver became first player in school history to gain 1,000 yards rushing in consecutive seasons, as he had gained 1,248 yards with nine touchdowns on 225 carries as a junior (all school records), earning him honorable mention all-America honors from Sporting News. . . also selected first-team all-Big West that season as he added 23 receptions for 162 yards (7.0 avg.) and one score. . . also set school records for consecutive 100-yard rushing games (four) and most 100-yard rushing games in one season (eight). . . spent 1987-88 seasons at El Camino Junior College, joining school there two years after graduating from high school. . . from 1985-86 he coached basketball, football and baseball at local park in Compton, California. . . originally planned to attend El Camino to play baseball but suffered ankle injury during tryouts and decided to switch to football. . . carried 285 times for 1,355 yards (4.8 avg.) and 14 touchdowns in two seasons at El Camino. . . named first-team all-Mission Conference as sophomore in 1988 when he carried 181 times for 845 yards (4.7 avg.) and 12 touchdowns. . . also had 10 catches for 121 yards and 15 kickoff returns for 510 yards (34.0 avg.), including 96-yard score. . . as freshman he carried 104 times for 510 yards (4.9 avg.) with two touchdowns.

PERSONAL: Born Aaron LaRenze Craver December 18, 1969, in Los Angeles, California. . . suffered from asthma attacks as child that limited his involvement in outdoor sports until he was 10. . . instead of sports, Aaron concentrated on academics and skipped sixth grade to jump directly into junior high school. . . at pre-draft workout in April, 1991, administered emergency first aid to Dallas Cowboys' running backs coach Joe Brodsky. . . Craver put warmup clothing under Brodsky's head and pinched his jaw to keep him from swallowing his tongue. . . Craver learned first aid in public health course he took at Fresno State. . . majored in liberal arts. . . Craver is one of seven children. . . Aaron and his wife, Dawn, have son Jalen (Nov. 29, 1992), and daughters, Kyndol (Jan. 16, 1995) and Maia (Sept. 16, 1996). . . the Cravers reside in Huntington Beach, California.

GAMES STARTED/PLAYED: (1991, 0/14); (1992, 0/6); (1993, 0/0); (1994, 0/8); (1995, 12/16); (1996, 15/15); (1997, 5/15); (1998, 10/16). Totals 42/90

PLAYOFF GAMES STARTED/PLAYED: (1992, 0/2); (1994, 0/2); (1996, 1/1). Totals 1/5.

| Year | RUSHING | | | | | RECEIVING | | | | |
|------------------|---------------------|-------|------|----|----|-----------|-------|-----|----|--|
| | No. | Yards | Avg. | LG | TD | No. | Yards | LG | TD | |
| 1991 (Miami) | 20 | 58 | 2.9 | 7t | 1 | 8 | 67 | 25 | 0 | |
| 1992 (Miami) | 3 | 9 | 3.0 | 8 | 0 | 0 | 0 | 0 | 0 | |
| 1993 (Miami) | Spent season on I/R | | | | | | | | | |
| 1994 (Miami) | 6 | 43 | 7.2 | 19 | 0 | 24 | 237 | 28 | 0 | |
| 1995 (Denver) | 73 | 333 | 4.6 | 23 | 5 | 43 | 369 | 32 | 1 | |
| 1996 (Denver) | 59 | 232 | 3.9 | 28 | 2 | 39 | 297 | 39t | 0 | |
| 1997 (San Diego) | 20 | 71 | 3.6 | 22 | 0 | 4 | 26 | 20 | 0 | |
| 1998 | 45 | 180 | 4.0 | 25 | 2 | 33 | 214 | 49 | 2 | |
| Totals | 226 | 926 | 4.1 | 28 | 10 | 151 | 1210 | 49 | 4 | |

Playoffs

| | | | | | | | | | |
|---------------|----|----|-----|-----|---|---|----|----|---|
| 1992 (Miami) | 10 | 85 | 8.5 | 25t | 1 | 3 | 28 | 13 | 0 |
| 1994 (Miami) | 2 | 13 | 6.5 | 10 | 0 | 6 | 43 | 15 | 0 |
| 1996 (Denver) | 0 | 0 | 0 | 0 | 0 | 3 | 17 | 7 | 0 |

| | | | | | | | | | |
|--------|----|----|-----|-----|---|----|----|----|---|
| Totals | 12 | 98 | 8.2 | 25t | 1 | 12 | 88 | 15 | 0 |
|--------|----|----|-----|-----|---|----|----|----|---|

Kickoff Returns

| Year | No. | Yards | Avg. | LG | TD |
|------|---------------------|-------|------|------|----|
| 1991 | 32 | 615 | 19.2 | 49 | 0 |
| 1992 | 8 | 174 | 21.8 | 44 | 0 |
| 1993 | Spent season on I/R | | | | |
| 1994 | 0 | 0 | 0.0 | 0 | 0 |
| 1995 | 7 | 50 | 7.1 | 19 | 0 |
| 1996 | 0 | 0 | 0.0 | 0 | 0 |
| 1997 | 3 | 68 | 22.7 | 27 | 0 |
| 1998 | 7 | 212 | 30.3 | 100t | 1 |

| | | | | | |
|--------|----|------|------|------|---|
| Totals | 57 | 1119 | 19.6 | 100t | 1 |
|--------|----|------|------|------|---|

Playoffs

| | | | | | |
|------|---|----|------|----|---|
| 1992 | 5 | 66 | 13.2 | 22 | 0 |
|------|---|----|------|----|---|

Career Highs

Rushes - 20, at Oakland, 12/24/95
 Rushing Yards - 108, at Oakland, 12/24/95
 Rushing Long - 28, twice, Last: vs. Seattle, 12/1/96
 Rushing TDs - 1, 10 times, Last: vs. Buffalo, 12/27/98
 Receptions - 7, vs. Buffalo, 12/4/94
 Receiving Yards - 67, vs. Buffalo, 12/4/94
 Receiving Long - 49, at Minnesota, 11/8/98
 Receiving TDs - 1, four times, Last: vs. Dallas, 12/6/98

Postseason Career Highs

Rushes - 8, vs. San Diego, 1/10/93
 Rushing Yards - 72, vs. San Diego, 1/10/93
 Rushing Long - 25t, vs. San Diego, 1/10/93
 Receptions - 4, vs. Kansas City, 12/31/94
 Receiving Yards - 35, vs. Kansas City, 12/31/94
 Receiving Long - 15, vs. Kansas City, 12/31/94

Additional Statistics

Passing Attempts (2) - 1, at Cincinnati, 9/29/96; 1, at Indianapolis, 9/27/98



28

TROY DAVIS

Running Back Year With Saints: 3 Year in NFL: 3

Ht: 5-7 Wt: 191 College: Iowa State

Born: September 14, 1975 at Miami, Florida

Joined Saints: Draft Choice No. 3, 1997

PRO: Selected in the third-round (62nd overall) of the 1997 NFL Draft. A quick, darting runner, possesses good speed and acceleration to go with his cut-back ability. Contract runs through 1999 with no option. **1998** — Saw action in 14 games on the year, starting two. . . carried 55 times for 143 yards (2.6 avg.) and one touchdown. . . also caught 16 passes for 99 yards (6.2 avg.). . . returned two kickoffs for 21 yards. . . best performance came in victory vs. Tampa Bay, 10/25, when he rushed 18 times for 48 yards, which led the Saints and were both season-highs and caught five passes for a season-best 34 yards. . . including Tampa Bay game, led the Saints in rushing in two games on the year. . . rushing touchdown came in season finale, vs. Buffalo, 12/27, on a one-yard plunge. **1997** — Saw action in all 16 games, starting seven at running back. . . finished third on the team

in rushing, compiling 271 yards on 75 carries (3.6 avg.), with a long of 20 and no TDs. . . also had 13 receptions for 85 yards (6.5 avg.), with a long of 18. . . also served as the second deep man on kickoff returns, and was second on the Saints with nine returns for 173 yards (19.2 avg.), with a long of 29. . . also forced a fumble and recorded two tackles following turnovers. . . first NFL start came in game 2, vs. San Diego, 9/7, when he compiled 34 rushing yards on 10 carries and 46 receiving yards on 4 catches, with a long of 17, which was his most productive receiving day of the season. . . had a team season-high 8.2 yards per rushing attempt in the season finale, at Kansas City, 12/21.

COLLEGE: Finished second in the balloting for the 1996 Heisman trophy to Saints quarterback, and 1997 fourth-round selection, Danny Wuerffel. . . is the only person in NCAA history to have rushed for over 2,000 yards twice in his career. . . ranks fourth in Big Twelve Conference history (formerly the Big Eight) in rushing with 4,382 yards in just three years of action. . . a consensus All-American and All-Big Twelve Conference first-team selection in 1996, after leading NCAA Division 1-A in both rushing and all-purpose yardage for the second straight year. . . as a junior, carried 402 times for 2185 yards and 21 touchdowns, the third-highest season total in NCAA 1-A annals. . . returned four kickoffs for 118 yards. . . averaged 215.2 all-purpose yards per game. . . ran for over 100 yards in every contest. . . carried for a school-record 53 times for 241 yards and five scores in a 42-23 defeat of Northern Iowa. . . five TDs tied his own game-record set vs. UNLV in 1995 and tied Joe Henderson vs. Kansas in 1988. . . followed with a school-record 378 yards on 39 rushes with scores of 1, 38, 40, and 30 yards in a 45-31 triumph over Missouri. . . was a consensus All-American and All-Big Eight Conference first-team selection in 1995 and was named Big Eight Player of the Year. . . was also a finalist for the Heisman Trophy. . . set NCAA sophomore rushing records as he led the nation with 2,010 yards and 15 TDs on 345 carries. . . set the NCAA sophomore record with 2,466 all-purpose yards. . . carried 26 times for 302 yards, including scores of 20, 8, 66, 80, and 5 yards in a 57-30 decision over UNLV. . . appeared in nine games as a freshman, gaining 187 yards on 35 carries.

PERSONAL: Was an All-American and USA Today's Florida Player of the Year, adding All-State honors at Southridge (Miami, Fla.) High. . . led the team to a 15-0 record and the state Class 5-A title as he set a Florida prep record with 2,234 yards and 34 TDs rushing. . . was the first Miami-area player to rush for over 2,000 yards in a season. . . ran for three TDs while his brother, Darren, added four scores in a 69-36 victory over Bradenton High in the 1993 state Class 5-A title game. . . also lettered in wrestling, placing third in the state in the 189-pound class despite weighing only 164 pounds. . . brother Darren, was his teammate at Iowa State in 1995-96. . . majored in sociology. . . full name is Troy Davis. . . single. . . born September 14, 1975, in Miami, Florida.

GAMES STARTED/PLAYED: (1997, 7/16); (1998, 2/14). Totals 9/30.

| Year | RUSHING | | | | | RECEIVING | | | | |
|--------|---------|-------|------|----|----|-----------|-------|----|----|--|
| | No. | Yards | Avg. | LG | TD | No. | Yards | LG | TD | |
| 1997 | 75 | 271 | 3.6 | 20 | 0 | 13 | 85 | 18 | 0 | |
| 1998 | 55 | 143 | 2.6 | 14 | 1 | 16 | 99 | 19 | 0 | |
| Totals | 130 | 414 | 3.2 | 20 | 1 | 29 | 184 | 19 | 0 | |

Career-Highs

Rushes - 18, vs. Tampa Bay, 10/25/98
 Rushing Yards - 48, vs. Tampa Bay, 10/25/98
 Rushing Long - 20, vs. St. Louis Rams, 12/7/97
 Rushing TDs - 1, vs. Buffalo, 12/27/98
 Receptions - 5, twice: vs. Tampa Bay, 10/25/98; at Carolina, 11/1/98
 Receiving Yards - 46, vs. San Diego, 9/7/97
 Receiving Long - 19, vs. New England, 10/4/98
 Receiving TDs - none

Additional Stats: Kickoff Returns: 1997, 9-173 (19.2 avg.); 1998, 2-21 (10.5 avg.) Total: 11-194 (17.6 avg.).



LAWRENCE DAWSEY

Wide Receiver Year With Saints: 1 Year in NFL: 8
 Ht: 6-0 Wt: 198 College: Florida State
 Born: November 16, 1967 at Dothan, Alabama
 Joined Saints: Free Agent, 1999

PRO: Originally a third-round draft choice (66th overall) of Tampa Bay in the 1991 NFL Draft. Played with Tampa Bay through 1995, New York Giants, 1996 and with the Miami Dolphins in 1997. Was signed by the Saints, 5/4/99. Contract runs through 1999 with no option. **1998** — Spent the 1998 season out of football. **1997** — Signed by the Dolphins as an unrestricted free agent from the N.Y. Giants, 3/4. . . was released following training camp. **1996** — Played in all 16 games, starting four for the Giants. . . finished season with 18 catches for 233 yards, with a long of 28 yards. . . waived by Tampa Bay 5/13, and signed by the Giants, 6/12. . . started against Minnesota, 9/29, and caught two passes for 13 yards. . . registered a season-long 28-yard reception at Carolina, 11/10. . . saw extensive action in second half at Arizona, and caught two passes for 22 yards. . . started next three games. . . caught season-high three passes for 40 yards at Miami, 12/8. **1995** — Played in 12 games with 10 starts with Tampa Bay. . . missed final four contests due to an infected finger. . . finished with 30 receptions for 372 yards with a long of 26 yards. . . added two tackles on special teams. . . caught at least one pass in first seven games, which extended streak to 50 consecutive games, second-longest in Buccaneers history. . . led team in receptions in two games and in receiving yardage twice. . . had season-long 26-yard reception among two catches for 36 yards at Cleveland, 9/10. . . caught season-high seven passes for 75 yards against Minnesota, 10/15. . . ended 50-game reception streak against Atlanta, 10/22. **1994** — Played in 10 games with five starts. . . missed first six games after being placed on Physically Unable to Perform list, 8/28, while continuing rehabilitation from a severe 1993 knee injury. . . despite missing six games, still led team in both receptions (46) and yards (673) while adding one touchdown. . . led Bucs in catches in team-best eight games and in receiving yards in club-high seven contests. . . caught only touchdown pass of season in first game back from injury on 34-yarder among his four catches for 65 yards at San Francisco, 10/23. . . returned to starting lineup against Chicago, 11/6 and snagged five passes for 85 yards. . . recorded fourth career 100-yard effort with seven catches for career-high 116 yards at Washington 12/18. . . had season-best 46-yard catch in that game, the second longest of his career. **1993** — Started first four games of season before suffering season-ending knee injury. . . finished with 15 catches for 203 yards (13.5 avg.). . . had four receptions for 70 yards against N.Y. Jets, 9/12. . . caught career-high nine passes for 101 yards at Chicago, 9/26. . . tore anterior cruciate ligament and medial collateral ligaments in left knee on first offensive play against Detroit, 10/3. . . underwent reconstructive surgery and was placed on injured reserve, 10/5. **1992** — Played in 15 games with 12 starts. . . finished with 60 receptions for 776 yards (12.9 avg.) and one touchdown with a long of 41 yards. . . led team in receptions and receiving yards for second consecutive season. . . caught four or more passes in nine games. . . had five catches for 107 yards with season-long 41-yarder against Green Bay, 9/13. . . caught 14-yard touchdown at Minnesota, 9/20. . . missed only game of season, against New Orleans, 11/1, due to ankle sprain. . . caught two passes for 51 yards and reached 100-career reception mark in 27th NFL game, at Green Bay, 11/29, fastest for any wide receiver in Buccaneers history. . . had season-best seven catches for 71 yards against Phoenix, 12/27. **1991** — Played in 16 games with 10 starts as a rookie. . . set Buccaneer rookie records with 55 catches for 818 yards and three touchdowns. . . added one rush for a nine-yard touchdown. . . topped all NFL rookies in receiving yards and his 827 total yards from scrimmage paced all NFL rookies and ranked second among NFL rookies. . . selected as NFL Rookie of the Year by Sports Illustrated and USA Today, while also being named to Football News' All-Rookie team. . . scored first NFL touchdown in first regular season game on 65-yard scoring bomb against N.Y. Jets, 9/1. . . recorded first NFL start, against New Orleans, 10/20, and had four catches for 62 yards. . . produced first career 100-yard effort with eight catches for 100 yards and a touchdown at Miami, 12/22. . . had rushing touchdown with nine-yard run against Indianapolis, 12/22.

COLLEGE: Four-year letterman and two-year starter at Florida State. . . finished career with 128 receptions for 2,129 yards (16.6 avg.) and 20 touchdowns. . . added 24 rushes for 272 yards (11.3 avg.), and one score, and returned 19 kickoffs for 380 yards (20.0 avg.). . . named first-team All-America by Associate Press and Football Writers as a senior. . . earned honorable mention All-America honors by The Sporting News and Football News as a junior. . . majored in economics.

PERSONAL: Attended Northview High School in Dothan, Ala. . . lettered in football and basketball. . . named as all-state selection as a senior after playing wide receiver, quarterback, halfback, defensive end and line-backer. . . led squad to state title despite breaking arm in third game and playing with a cast for remainder of the season. . . has 10 brothers and sisters.

GAMES STARTED/PLAYED: (1991, 10/16); (1992, 12/15); (1993, 4/4); (1994, 5/10); (1995, 10/12); (1996, 4/16). Totals 45/73.

| Year | No. | RECEIVING | | LG | TD |
|--------------------|-----|-----------|------|-----|----|
| | | Yards | Avg. | | |
| 1991 (Tampa Bay) | 55 | 818 | 14.9 | 65t | 3 |
| 1992 (Tampa Bay) | 60 | 776 | 12.9 | 41 | 1 |
| 1993 (Tampa Bay) | 15 | 203 | 13.5 | 24 | 0 |
| 1994 (Tampa Bay) | 46 | 673 | 14.6 | 46 | 1 |
| 1995 (Tampa Bay) | 30 | 372 | 12.4 | 26 | 0 |
| 1996 (N.Y. Giants) | 18 | 233 | 12.9 | 28 | 0 |
| Totals | 224 | 3075 | 13.7 | 65t | 5 |

Career Highs

Receptions: 9, at Chicago, 9/26/93

Receiving Yards: 116, at Washington, 12/18/94

Long Reception: 65t, at N.Y. Jets, 9/1/91

TDs: 1, 5 times (most recently, at San Francisco, 10/23/94)

Additional Statistics

Rushing: 1 for 9 yards, 1 TD, 12/22/91; Special Teams Tackles: 2, 1995.



JAKE DELHOMME

Quarterback Year With Saints: 2 Year in NFL: 2

Ht: 6-2 Wt: 205 College: Southwestern Louisiana

Born: January 10, 1975 at Lafayette, La.

Joined Saints: Free Agent, 1997

PRO: Originally signed by the Saints as a rookie free agent, 6/10/97. Was waived, 8/18/97, but later re-signed to the practice squad, 11/19/97. Was signed to a one-year contract, 12/29/97. Signed a second one-year deal, 1/27/99. Spent the spring of 1999 with the Frankfurt Galaxy of NFL Europe, where he split time as the starting quarterback for the Galaxy, finishing near the top of NFLE League in passing. Contract runs through 1999 with no option. **1998** — Spent the first five games of the season as the designated 3rd quarterback. ... was waived, 10/14, and signed to the practice squad, 10/15, where he spent the remainder of the season. ... in preseason action, completed 13 of 31 passes for 164 yards and one touchdown and two interceptions. ... also rushed five times for 45 yards. **1997** — Was signed as a rookie free agent, 6/10, and waived following training camp, 8/18, and later signed to the practice squad, 11/19, where he spent the remainder of the season. ... played for the Amsterdam Admirals of NFL Europe in the spring of 1998.

COLLEGE: Finished collegiate career as Louisiana's all-time career passing leader, throwing for 9,216 yards in his four years for the University of Southwestern Louisiana. ... led the Rajun' Cajun's to three straight winning seasons in his four years as a starter. ... started the last 43 consecutive games of his college career, which was the longest streak among active quarterbacks in the nation. ... finished his career ranked 22nd on the NCAA all-time top 25 career passing list, and ranked 28th among the NCAA's all-time career total offense leaders. ... majored in health and physical education.

PERSONAL: Attended Teurlings Catholic High School in Lafayette, Louisiana. ... was named Most Valuable Player two straight seasons as a quarterback and defensive back and was named all-state as a defensive back. ... finished his high school career with 7,423 yards in total offense and 81 touchdowns. ... single. ... resides in River Ridge.



TYRONNE DRAKEFORD

Cornerback Year With Saints: 2 Year in NFL: 6

Ht: 5-11 Wt: 185 College: Virginia Tech

Born: June 21, 1971 at Camden, South Carolina

Joined Saints: Unrestricted Free Agent (San Francisco), 1998

PRO: Selected by the San Francisco 49ers in the second round (62nd overall) of the 1994 draft. Signed by the Saints, 2/19/98. Contract runs through 2002 with no option. Assets include speed and confidence. **1998** — Started all 16 games at RCB. ... finished third on the team with 76 total tackles (65 solo), which were both career-bests. ... also was tied for second on the squad with four interceptions on the year (76 yards), one of which he returned for his first career touchdown, and had 14 passes defended, which was second on the team. ... also posted three special teams tackles (all solo) on the year. ... tied a career-high with nine tackles (six solo) at Minnesota, 11/8. ... had a season-high eight solo tackles (8 total) vs. Carolina, 9/13, along with one interception and two passes defended. ... marked first of three consecutive games he recorded an interception. ... also returned an interception for a season-high 32 yards vs. St. Louis, 11/15 for his first career touchdown. **1997** — Saw action in all 16 games, starting two. ... finished second on 49ers with five interceptions (15 yds.). ... was 11th on the team in tackles with 48 (42 solo) and finished second on the team in passes defended, with 18. ... also recorded nine special teams tackles. ... returned two interceptions for 15 yards vs. New Orleans, 9/14. ... also credited with three passes defended and a special teams tackle vs. Saints. ... started in place of Rod Woodson vs. Atlanta, and had seven tackles (four solo) and two passes defended vs. Falcons. ... credited with five tackles (three solo), an interception and two passes defended at Carolina, 9/29. ... posted three solo tackles, including one on special teams, three passes defended, and an interception vs. Dallas, 11/2. ... recorded two tackles, two passes defended, and an interception vs. Minnesota, 12/7. ... recorded a season-high nine tackles (nine solo) in the season finale at Seattle, 12/21. **1996** — Started all 16 games and recorded a then-career-high 59 tackles (51 solo), two sacks, one interception, one forced fumble, one fumble recovery and nine passes defended. ... one of five 49ers defensive players to take over 1,000 snaps on the season (1,000). ... recorded seven tackles (five solo) and a pass defended vs. Detroit, 12/23. ... had seven solo tackles and a pass defended at Green Bay, 10/14. ... recorded two solo tackles, a season-high two passes defended and a fumble recovery vs. New Orleans, 9/1. ... posted two tackles, one pass defended and returned an interception 11 yards to set up the game-clinching field goal at Pittsburgh, 12/15. ... registered two solo tackles, a four-yard sack and one forced fumble vs. St. Louis, 9/8. ... tallied six solo tackles, including a six-yard sack at Washington, 11/24. ... started both playoff games. ... recorded four tackles and a pass defended in the NFC Wild Card game against Philadelphia, 12/29. ... made three tackles in the NFC Divisional Playoff game at Green Bay, 1/4/97. **1995** — Played in every game, with three starts. ... totaled 46 tackles (43 solo) and tied for the team lead with a career-high five interceptions. ... made a huge play in the season-opener at New Orleans, 9/3, recording his first career sack, forcing QB Jim Everett to fumble, and returning it 12 yards, enabling the 49ers to run out the clock in a 24-22 win. ... started in the nickel package and responded with a then-career-high eight solo tackles and picked off a then-career-high two passes vs. Atlanta, 9/10. ... started in the base defense in place of Eric Davis and made four solo tackles vs. NY Giants, 10/1. ... recorded three solo tackles and a pass defended at St. Louis, 10/22. ... had a tackle and an interception vs. Carolina, 11/5. ... matched a career-high with two interceptions and returned them for 50 yards vs. St. Louis, 11/26. ... credited with seven solo tackles at Atlanta, 12/24. ... made two solo tackles in the Divisional Playoff vs. Green Bay, 1/6/96. **1994** — Played in 14 games and posted 14 tackles (12 solo), one interception and a fumble recovery. ... played first half of season primarily on special teams before making an impact as a nickel back. ... began the season on the inactive list vs. both the L.A. Raiders, 9/5, and at Kansas City, 9/11. ... replaced an injured Deion Sanders late in the second quarter and played the remainder of the game, posting four tackles at Atlanta, 10/16. ... recorded his first-career interception, returning it six yards vs. Atlanta, 12/4. ... credited with a tackle and a pass defended in the NFC Divisional Playoff vs. Chicago, 1/7/95. ... followed with three solo tackles in NFC Championship vs. Dallas, 1/15/95. ... had a big game at Super Bowl XXIX vs. San Diego, 1/29/95, posting four solo stops and defending two passes.

COLLEGE: Earned All-Big East Conference honors as a sophomore and junior at Virginia Tech. ... registered 54 tackles and picked off seven passes for 121 yards with a TD as a junior in '92. ... picked off five balls and posted 37 stops as a sophomore in '91. ... injured for most of his senior campaign. ... had 16 career interceptions. ... graduated with a bachelor's degree in finance.

PERSONAL: Earned all-state honors at North Central High in Camden as a wide receiver and defensive back. ... recorded 89 tackles with nine interceptions on defense, and caught 20 passes for 735 yards and nine touchdowns on offense. ... all-conference and all-area pick in basketball for teams that posted a 66-14 record during his career. ... earned a pair of baseball letters as a shortstop. ... nicknamed "Deuce" or "Double Deuce" because

of his jersey number. . . was nicknamed "Baby Prime" after being tutored by Deion Sanders as a rookie in 1994. . . married (Cindi) with two children (Julian James and Justus T.). . . full name is Tyrone James Drakeford.

GAMES STARTED/PLAYED: (1994, 0/14); (1995, 3/16); (1996, 16/16); (1997, 2/16); (1998, 16/16). Totals 36/78. Totals with Saints: (1998, 16/16).

PLAYOFF GAMES STARTED/PLAYED: (1994, 0/3); (1995, 0/1); (1996, 2/2); (1997, 0/2). Totals 2/8.

| Year | TACKLES | | | INTERCEPTIONS | | | |
|-----------------|---------|------|------|---------------|------|-----|----|
| | Tkl | Asst | Tot. | No. | Yds. | LG | TD |
| 1994 (S.F.) | 12 | 2 | 14 | 1 | 6 | 6 | 0 |
| 1995 (S.F.) | 43 | 3 | 46 | 5 | 54 | 37 | 0 |
| 1996 (S.F.) | 51 | 8 | 59 | 1 | 11 | 11 | 0 |
| 1997 (S.F.) | 42 | 6 | 48 | 5 | 15 | 15 | 0 |
| 1998 | 65 | 11 | 76 | 4 | 76 | 32t | 1 |
| Totals | 213 | 30 | 243 | 16 | 162 | 37 | 1 |
| Playoffs | | | | | | | |
| 1994 | 8 | 0 | 8 | 0 | 0 | 0 | 0 |
| 1995 | 2 | 0 | 2 | 0 | 0 | 0 | 0 |
| 1996 | 7 | 0 | 7 | 0 | 0 | 0 | 0 |
| 1997 | 6 | 1 | 7 | 0 | 0 | 0 | 0 |
| Totals | 23 | 1 | 24 | 0 | 0 | 0 | 0 |

Additional Stats: Sacks: 1996, 2-10 yards lost. Passes Defensed (53): 1994, 1; 1995, 8; 1996, 10; 1997, 20; 1998, 14. Fumbles Recovered (2): 1995, 1; 1996, 1. Forced Fumbles (2): 1995, 1; 1996, 1.

Career-Highs

Tackles: 9, twice: at Minnesota, 11/8/98; at Seattle, 12/21/97

Solo Tackles: 9, at Seattle, 12/21/97

Interceptions: 2, vs. Atlanta, 9/10/95; vs. St. Louis Rams, 11/26/95; vs. New Orleans, 9/14/97

Yards on Interceptions: 50, vs. St. Louis Rams, 11/26/95

Long Return: 37, vs. St. Louis Rams, 11/26/95

Touchdowns: 1, vs. St. Louis, 11/15/98

Playoff Career-Highs


Tackles: 6, vs. Minnesota, 1/3/98

Solo Tackles: 5, vs. Minnesota, 1/3/98

Interceptions: none

Yards on Interceptions: none

Long Return: none



87

JOHN FARQUHAR

Tight End Year With Saints: 3 Year in NFL: 4

Ht: 6-6 Wt: 278 College: Duke

Born: March 22, 1972 at Menlo, California

Joined Saints: Free Agent, 1997

PRO: A big, strong tight end, who possesses a good knack for making the tough catch. Was originally a free agent signee of the Denver Broncos in 1995. Spent 1996 season with Pittsburgh and Tampa Bay, signed as a free agent with the Saints, 9/8/97, after being released by the Steelers, 8/23. Contract expired in 1998, subject to developments. **1998** — Saw action in five games on the year, had no starts. . . was inactive for two contests and dressed, but did not play for another. . . caught one pass for 13 yards on the year, at San Francisco, 11/22. **1997** — Saw action in 11 games on the year, starting eight, with one of those as part of a two-tight end set. . . finished fifth on the Saints with 253 yards on 17 receptions, which was tied for fifth. . . longest reception was good for 42 yards. . . also scored one touchdown. . . first reception as a Saint was for 23 yards vs. Detroit, 9/21. . . had most productive game as a professional the following week at NY Giants, 9/28, when he set career-highs, catching four passes for 82 yards (20.5 avg.) and a long of 26. . . caught two passes for 51 yards (25.5 avg.)

the next week at Chicago, 10/5, and four passes for 40 yards the next week vs. Atlanta, 10/12. . . was inactive for games 12-13, but returned in game 14 with 3 receptions for 35 yards (11.7 avg.). . . caught first NFL touchdown on his only reception in victory vs. Arizona, 12/14, an eight-yarder for the Saints final score of the game. **1996** — Signed with Pittsburgh, 2/29, but was released in training camp, 8/24. . . joined the Steelers practice squad, 8/27. . . was signed by the Tampa Bay Buccaneers, 10/23. . . played in first NFL game at Green Bay, 10/27. . . was inactive the following two games. . . was released by the Bucs, 11/12, and re-signed to the Steelers practice squad, 11/18. . . was signed to the Steelers active roster, 11/29, and played first game for Pittsburgh at Baltimore, 12/1. . . was backup tight end for final four games of the season. . . played in postseason games vs. Indianapolis, 12/29, and Denver, 1/5. . . caught pass from Kordell Stewart for two-point conversion vs. Colts for first NFL points. **1995** — Joined Denver Broncos as a free agent, but was released before training camp.

COLLEGE: Was a four-year letter winner, playing in 40 games with 14 starts. . . caught 62 passes for 795 yards and three touchdowns. . . majored in history and psychology.

PERSONAL: Attended Menlo (Calif.) High, and was named team MVP as starting TE and LB in his senior campaign. . . recorded 29 catches for 600 yards and eight touchdowns. . . will be taking the GMAT in June. . . single. . . full name is John Christian Mowat Farquhar.

GAMES STARTED/PLAYED: (1996, 0/6); (1997, 8/11); (1998, 0/5). Totals: 8/22. Totals with Saints: 8/16.

PLAYOFF GAMES STARTED/PLAYED: (1996, 0/2).

| Year | No. | RECEIVING | | | |
|--------|-----|-----------|------|----|----|
| | | Yards | Avg. | LG | TD |
| 1997 | 17 | 253 | 14.9 | 42 | 1 |
| 1998 | 1 | 13 | 13.0 | 13 | 0 |
| Totals | 18 | 266 | 14.8 | 42 | 1 |



55

MARK FIELDS

Linebacker Year With Saints: 5 Year in NFL: 5

Ht: 6-2 Wt: 244 College: Washington State

Born: November 9, 1972 at Los Angeles, California

Joined Saints: Draft Choice No. 1, 1995

PRO: Was selected in the first round (13th overall, first linebacker) of the 1995 draft, the first time the Saints had tabbed a linebacker in the first round since Alvin Toles in 1985. An excellent athlete who plays with a great deal of intensity and aggressiveness, arguably the fastest linebacker in the NFL. Contract runs through 2003 with no option. **1998** — Started all 15 games he saw action in. . . was inactive for the season-opener, at St. Louis, 9/6, with an eye injury. . . led the Saints in tackles, recording 109 on the year (82 solo). . . also tied for third on the team with six sacks (29 yards). . . was voted a first alternate to the NFC Pro Bowl team. . . forced a fumble vs. Atlanta, 12/13, that he recovered and returned for a 36-yard touchdown, his second career touchdown. . . recorded double-digit tackle totals four times on the year. . . posted a season-high 12 tackles (11 solo) at Indianapolis, 9/27, including a season-high two sacks, which garnered him NFC Defensive Player of the Week honors for week 4, the first of his career. . . had 11 tackles (9 solo) at Minnesota, 11/8, including a sack. . . also had 11 tackles (10 solo) at San Francisco, 11/22, including a sack. . . had 10 tackles (3 solo) the following week at Miami, 11/29, along with a season-high two passes defensed. . . was nominated for NFC Defensive Player of the Week in week 17, when he had eight tackles (six solo) and a sack vs. Buffalo, 12/27. **1997** — Continued to shine at linebacker as focus shifted towards him in blitzing scheme. . . saw action in all 16 games, starting 15. . . did not start at Carolina, 11/30, after leaving the field with an injury following the opening kickoff. . . finished second on the team in tackles, with 108 total (88 solo). . . also posted a career-high eight sacks (77 yards lost), which ranked third on the team and first among linebackers. . . recorded career-highs with four forced fumbles, two fumble recoveries and three passes defensed (no longer a career-high). . . began the season with back-to-back seven tackle, one-sack games, at St. Louis, 8/31 (six solo, eight-yard sack) and vs. San Diego (six solo, 12-yard sack). . . following an 11-tackle game at New York Giants, 9/28, had four consecutive nine-tackle games, at Chicago, 10/5 (five solo), vs. Atlanta, 10/12 (nine solo), where he posted two sacks among his nine tackles, also forcing a fumble, vs. Carolina, 10/19 (seven solo), and vs. San Francisco, 10/26 (six solo), where he recorded a nine-yard sack. . . following week posted a 10-yard sack at Oakland, 11/9, and a pass defensed. . . recovered a fumble at Atlanta, 11/23 and stripped Craig Heyward vs. St. Louis, 12/7, to force and

recover a fumble, returning it 21 yards for a touchdown, the first of his career. . . finished the season with an eight-tackle performance (seven solo), including two sacks (21-yards lost) at Kansas City, 12/21. **1996** — Emerging young star on both defense and special teams in his second NFL season. Played in all 16 games, starting 15 at weakside linebacker. . . finished second on team with career-high 112 total tackles, including a club-best 90 solo. . . also had two sacks, a fumble recovery, a forced fumble and a pass defended. . . posted double-digit tackle totals on three occasions. . . proved to become an integral part of coverage units on special teams, including the forcer on punt team. . . registered five special teams tackles, good for 6th on the squad. . . against Carolina 9/8, opened at WLB, co-led team with 10 total tackles, eight of them solo. . . also posted 10 total tackles, seven solo, against Arizona 9/22. . . against St. Louis 12/1, was second on the team with seven tackles, four solo, with an additional stop on special teams. . . had the two biggest tackles on the day for the Saints. . . chased down Rams WR Isaac Bruce from behind at the Saints' 10, preventing an 80-yard TD and holding the Rams to a FG. . . as the forcer on punt coverage, came clear across the field to hold Eddie Kennison to a 13-yard punt return. **1995** — Played in all 16 games, including three starts at the weakside linebacker spot. . . registered 40 tackles and a sack. . . added seven stops on special teams, which tied for sixth on the squad. . . recorded seven tackles (5 solo) in season-opener, vs. San Francisco 9/3, when he became the first rookie to start at linebacker for the Saints on opening day since Rickey Jackson in 1981. . . tallied a season-high 13 tackles on defense (9 solo), vs. Giants 9/24, when he also had a tackle on special teams. . . opened three of the first four contests of the season, majority of playing time for the remainder of the year came on special teams. . . saw increased action on defense over the final quarter of the season. . . was credited with seven stops (5 solo) in season-ending win at Jets, 12/24. . . was an all-rookie choice by Pro Football Weekly/PFWA and College and Pro Football Newsweekly.

COLLEGE: Was the Pac 10 Defensive Player-of-the-Year as a senior, the only year he started for the Cougars. . . recorded 96 tackles, including 16.5 for loss and 7.5 sacks in 1994. . . was a reserve strongside linebacker in 1992 prior to sitting out 1993. . . did not play in 1991 after transferring from Los Angeles Southwest Junior College, where he was an All-Southern California Conference first team choice in 1990, when he amassed 88 tackles, including 16 for loss and 12 sacks. . . majored in sociology.

PERSONAL: Played both fullback and linebacker at Washington High School in Cerritos, Calif., where he earned all-Southern League, all-city and team Defensive MVP accolades as a junior and senior. . . was one of the nation's top running backs following his senior year. . . also received all-league honors in baseball, and was drafted as an outfielder by the Seattle Mariners in 1989. . . purchased an English Bulldog the week of the 1995 NFL draft, which he named "Saint" after being selected by the Saints. . . donates to "A Child's Wish of Greater New Orleans" for every tackle and sack he registers during the season. . . single. . . resides in Cerritos, Calif. . . full name is Mark Lee Fields.

GAMES STARTED/PLAYED: (1995, 3/16); (1996, 15/16); (1997, 15/16); (1998, 15/15). Totals: 48/63.

| Year | TACKLES | | | No. | SACKS Yards Lost |
|--------|---------|------|------|-----|---------------------|
| | Tkl | Asst | Tot. | | |
| 1995 | 37 | 10 | 47 | 1 | 8 |
| 1996 | 90 | 22 | 112 | 2 | 7 |
| 1997 | 88 | 20 | 108 | 8 | 77 |
| 1998 | 82 | 27 | 109 | 6 | 29 |
| Totals | 297 | 79 | 376 | 17 | 121 |

Additional Stats: Fumbles Recovered (4): 1996, 1; 1997, 2; 1998, 1. Forced Fumbles (6): 1996, 1; 1997, 4; 1998, 1. Passes Defended (10): 1996, 2; 1997, 3; 1998, 5.

Career-Highs

Tackles: 13, vs. New York Giants, 9/24/95
Solo Tackles: 11, at Indianapolis, 9/27/98
Sacks: 2, 3 times (last time at Indianapolis, 9/27/98, (8 yards lost))
Yards Lost: 21, at Kansas City, 12/21/97



JERRY FONTENOT

Center Year With Saints: 3 Year in NFL: 11

Ht: 6-3 Wt: 300 College: Texas A&M

Born: November 21, 1966 at Lafayette, Louisiana

Joined Saints: Unrestricted Free Agent (Chicago), 1997

PRO: Acquired to solidify the offensive line and to provide veteran leadership. Signed with the Saints, 6/2/97, ending an eight-year relationship with the Chicago Bears. Had not missed a game as a pro prior to sustaining a season-ending knee injury vs. New England, 10/4/98, seeing action in 148 consecutive games to that point. With a start at C in that game, had extended his consecutive starts streak to 106, which dated back to the tenth game of the 1991 season. Originally the third-round draft choice of the Bears in 1989. Contract runs through 2002 with no option. **1998** — Started the first four contests of the season and sustained a season-ending knee injury vs. New England, 10/4. . . snapped a string of 148 consecutive games played and 106 consecutive starts. . . was inactive the following week vs. San Francisco, 10/11, and placed on injured reserve, 10/14. **1997** — In his first season as a Saint, continued his string of consecutive games played and started. . . started at center for all 16 contests for the sixth straight season. **1996** — Started every game at center for the fifth straight season. . . **1995** — Started every game at center for fourth straight season. . . did not miss a play all season. . . played in 100th NFL game at St. Louis, 9/24. **1994** — Started all 16 games at center for third straight season. . . was WR Curtis Conway's intended receiver on fake field goal trick play when Conway's pass was tipped by Fontenot and caught by TE Keith Jennings for a TD. **1993** — Started every game at center. . . was back-up long-snapper. **1992** — Started all 16 games at center and turned in excellent season in first year as starter. . . was back-up long-snapper. **1991** — Handled all punt snapping duties during season. . . made first career start at left guard at Tampa Bay 9/8, for injured Mark Bortz (had started twice at center in 1990). . . played three quarters at left guard when Bortz pulled an abdominal muscle at Minnesota, 11/11. . . started at left guard the remainder of the season (six games). . . alternated with Bortz in playoff game vs. Dallas, 12/29. **1990** — Made first pro start at Phoenix, 10/28, and was part of offensive line named NFC Offensive Player of the Week as club rushed for season-high 223 yards. . . started at center when Jay Hilgenberg suffered the flu the night before the game. . . started for Hilgenberg (ankle) in season finale vs. Kansas City, 12/29. . . handled all long-snapping duties: punts, field goals and extra points. **1989** — Saw action in all 16 games, mostly on special teams as punt snapper. . . played entire second half at Pittsburgh, 11/12, when Hilgenberg left game with injury. . . recovered fumble on special teams vs. Detroit, 12/10.

COLLEGE: First-team All-Southwest Conference at guard as a senior for the Aggies. . . played every position on offensive line. . . first-team All-SWC by Dallas Times Herald and second-team choice from the Houston Post and Houston Chronicle in junior season. . . helped pave way for offense which ranked 19th in country in rushing as a junior. . . UPI first-team All-SWC pick as a sophomore. . . played reserve role at center, guard and tackle as a freshman. . . was redshirted in 1984. . . majored in sociology.

PERSONAL: A standout performer at Lafayette (La.) High School as guard and center. . . finished second in discus throw at the state finals as a junior. . . hobbies include skiing, hunting, fishing and scuba diving. . . married (Stephanie) with two daughters (Gabrielle and Madeleine). . . full name is Jerry Paul Fontenot.

GAMES STARTED/PLAYED: (1989, 0/16); (1990, 2/16); (1991, 7/16); (1992, 16/16); (1993, 16/16); (1994, 16/16); (1995, 16/16); (1996, 16/16); (1997, 16/16); (1998, 4/4). Totals 109/148. Totals with Saints 20/20.

PLAYOFF GAMES STARTED/PLAYED: (1990, 0/2); (1991, 0/1); (1994, 2/2). Totals 2/5.



KENDALL GAMMON

Center/Deep Snapper Year With Saints: 4 Year in NFL: 8

Ht: 6-4 Wt: 265 College: Pittsburg State (Kan.)

Born: October 23, 1968 at Wichita, Kansas

Joined Saints: Free Agent, 1996

PRO: Proved to be a key acquisition, solidifying Saints special teams units, after being signed as a free agent 8/28/96, a day after he was released by Pittsburgh. Dedicated player who has honed unique deep-snapping skill throughout five-year NFL career. Has played every game in his NFL career. Has had only three blocked punts or field goals in past five NFL seasons, none from 1994-95. Was originally an 11th-round draft selection by the Steelers in 1992, the 291st overall selection. Contract runs through 1999 with no option. **1998** —

Snapped for all punts and placements in all 16 games... recorded three tackles on special teams (two solo)... had a solo special teams tackle in the season-opener, at St. Louis, 9/6... added a solo special teams tackle vs. New England, 10/4... also had an assisted special teams tackle at Miami, 11/29. **1997** — Snapped for all punt and placements in all 16 games... came up with seven tackles on special teams (six solo)... recorded season-best three special teams tackles at Chicago, 10/5... had two special teams tackles vs. Arizona, 12/14. **1996** — Snapped for all punt and placements in all 16 games... also came up with two tackles on punt coverage, one solo at San Francisco 9/1, and an assist at Carolina 10/20. **1995** — Played 16 games and every play-off game as a deep snapper... made three special teams stops, one each at Houston 9/10, at Miami 9/18, and against Houston 12/3... had 139 snaps from the LS position. **1994** — Played 16 games and both playoff games as deep snapper... made five special teams tackles... had two tackles against Buffalo 11/14 and against Cleveland 12/18. **1993** — Played in all 16 games and in postseason at Kansas City 1/8 as long-snapper... made four tackles on special teams with two at Houston 11/28, one each at Atlanta 9/27 and Miami 12/13. **1992** — Handled long-snapping duties in all 16 games plus playoffs against Buffalo 1/9... saw brief action at RT against NY Jets 9/13 after injuries to three OL... made one special teams tackle each against Cincinnati 10/19 and Detroit 11/15.

COLLEGE: Started 41 consecutive games, the last two seasons at guard after playing tackle as a sophomore... offensive captain final two years and three-time All-MIAA selection... as a senior, anchored OL for 1991 NCAA Division II national champion... as a freshman, moved from TE to OT... graduated in May 1994 with a degree in physical education, minor in biology.

PERSONAL: Attended Rose Hill (Kan.) High, earning all-state honors three times in football and basketball... also a four-time all-conference selection for football, three times for basketball, once for baseball... member of National Honor Society... has own video on long snapping called "Snap Right" made available to high schools and colleges... married (Leslie) with son (Blaise Robert 10/9/96)... full name is Kendall Robert Gammon.

GAMES PLAYED: (1992, 16); (1993, 16); (1994, 16); (1995, 16); (1996, 16); (1997, 16); (1998, 16). Totals: 112. Totals with Saints: 48.

PLAYOFF GAMES PLAYED: (1992, 1); (1993, 1); (1994, 2); (1995, 3). Totals: 7.



LA'ROI GLOVER

Defensive Tackle Year With Saints: 3 Year in NFL: 4

Ht: 6-2 Wt: 285 College: San Diego State

Born: July 4, 1974 at San Diego, California

Joined Saints: Waivers (Oakland), 1997

PRO: A strong, quick, young defensive lineman who has grown into an inside force as a Saint. Originally a fifth-round selection of the Oakland Raiders (166th overall) in the 1996 NFL Draft. Was waived by the Raiders, 8/24/97, and claimed by the Saints, 8/25/97. Contract runs through 2002 with no option. **1998** — Had a breakout year in his first full season as a starter... started 15 of 16 games at RDT... did not start in game 16, which began in a goal-line defense... posted 67 tackles on the season (59 solo), which was good for sixth on the team... led the Saints with 10 sacks (83 yards)... sack yards were eighth-best in the NFL in 1998... also had three forced fumbles, his first career interception and a pass defended... was voted a first alternate to the NFC Pro Bowl team, as well as various national all-pro teams... kicked off the season posting back to back two sack games, at St. Louis, 9/6 (9 yards), and vs. Carolina, 9/13 (13 yards) and had a forced fumble in each of those contests, one of which was returned for the Saints first touchdown of 1998, at St. Louis, for a five-yard touchdown by DE Joe Johnson... his play in that first game earned him NFC Defensive Player of the Week nomination... had three sacks (33 yards) vs. St. Louis, 11/15, as part of his eight tackle (7 solo) day, also forcing a fumble, and was again nominated for NFC Defensive Player of the Week... earned his first NFC Defensive Player of the Week award vs. Dallas, 12/6, when he had four tackles, including two sacks for -18 yards. His other two tackles were for -1 yards combined... also posted a career-high eight tackles (all solo) at Carolina, 11/1, which included a 10-yard sack... registered his first career interception (0 yards) vs. New England, 10/4. **1997** — In his first full season as a professional, appeared in 15 games, starting two... finished 12th on the team in tackles, with 33 (24 solo), and fourth on the Saints with 6.5 sacks (33 yds)... also registered one forced fumble, one fumble recovery and a pass defended... first game as a Saint came in week 2, vs. San Diego, when he registered three tackles, all solo, and one fumble recovery... the next week at San Francisco, he posted three tackles (two solo)... his first career sack came the following week vs. Detroit, 9/21, when he recorded a one-yard sack... had his next sack two weeks later, at Chicago, 10/5, when he had one for a six-yard loss... his best game of the season came vs. San Francisco, 10/26, when he registered five tackles (three solo) and

a 10-yard sack... he had three tackles (all solo), a seven-yard sack, and a pass defended in the overtime win vs. Seattle, 11/16... started first NFL contest at Carolina, 11/30, with next start coming in the season finale at Kansas City, 12/21... He spent the spring of 1997 playing for the Barcelona Dragons, who won the World League Championship... was named All-World League and placed third in league defensive MVP voting... ranked third in the World League in sacks, with 6.5, which ranked first on the Dragons... in addition, placed third on Barcelona in tackles, with 36, while starting at DT in 10 league games along with the World League Championship game. **1996** — With the Raiders, he was inactive for 13 games... was activated at Chicago, 9/29, but did not play... saw first NFL action vs. Minnesota, 11/19, and was credited with two tackles... also appeared the following week at Seattle as a reserve DT and special teams performer.

COLLEGE: Was a four-year starter at San Diego State... started 10 games in 1995, and was named a defensive captain and Aztec Outstanding Defensive Lineman as a senior, finishing with 36 tackles and 4.5 sacks for 51 yards... selected to the All-WAC second team while being named to the West squad for the 1996 East-West Shrine Game... recorded two forced fumbles and a fumble recovery... was a second-team All-Conference as a sophomore and a honorable mention as a freshman... graduated in the spring of 1999 with a double major in public administration and sociology from San Diego State.

PERSONAL: Cal-Hi Sports first-team and USA Today All-American second-team selection as a two-way lineman at Point Loma High School in hometown of San Diego... San Diego co-Player of the Year and Los Angeles Times Lineman of the Year, CIF Player of the Year as a senior defensive lineman, recording 77 tackles, 17.5 sacks, six fumble recoveries, six forced fumbles and three passes defended... led high school to San Diego section championship... also earned three letters in track as shot putter and three in wrestling... rated top heavyweight wrestler in California as a senior... member of the honor roll as a senior... single... full name is La'Roi Damon Glover.

GAMES STARTED/PLAYED: (1996, 0/2); (1997, 2/15); (1998, 15/16). Totals: 17/33. Totals with Saints: 17/31.

| Year | TACKLES | | | SACKS | |
|--------------------|---------|------|------|-------|------------|
| | Tkl | Asst | Tot. | No. | Yards Lost |
| 1996 (Oakland) | 2 | 0 | 2 | None | |
| 1997 | 24 | 9 | 33 | 6.5 | 33 |
| 1998 | 59 | 8 | 67 | 10 | 83 |
| Totals | 85 | 17 | 102 | 16.5 | 116 |
| Totals with Saints | 83 | 17 | 100 | 16.5 | 116 |


Career-Highs

Tackles: 8, at Carolina, 11/1/98

Solo Tackles: 8, at Carolina, 11/1/98

Sacks: 3, vs. St. Louis, 11/15/98

Yards Lost: 33, vs. St. Louis, 11/15/98



UHURU HAMITER

Defensive End Year With Saints: 2 Year in NFL: 2

Ht: 6-4 Wt: 280 College: Delaware State

Born: March 14, 1973 at Kingstree, South Carolina

Joined Saints: Waivers (Philadelphia), 1998

PRO: Signed as a free agent with the Saints, 8/31/98, after being placed on waivers by the Philadelphia Eagles. Originally signed to a two-year contract with the Eagles, 6/19/98. Spent the Spring of 1998 with the England Monarchs of NFL Europe, where he finished fourth in the league with 7 sacks (10 games). Played 1996-97 seasons with a semi-pro league in South New Jersey. Contract runs through 1999 with no option. **1998** — Dressed, but did not play for one game... was inactive for 15 games.

COLLEGE: Played collegiately at Delaware State from 1992-94... during his career, recorded 203 tackles (123 solo), and six sacks for 21 yards... as a senior in 1994, made 81 tackles (53 solo).

PERSONAL: Attended Mastbaum Technical High, and in 1990, was a first team all-city selection by the

Philadelphia Daily News as a wide receiver, catching 18 passes for 410 yards and 6 TD's... also served as a counselor for juvenile delinquents at the Ferris Detention Center in Newcastle, DE.

GAMES STARTED/PLAYED: (1998, 0/0). Totals 0/0.



ANDRE HASTINGS

Wide Receiver Year With Saints: 3 Year in NFL: 7

Ht: 6-1 Wt: 190 College: Georgia

Born: November 7, 1971 at Atlanta, Georgia

Joined Saints: Unrestricted Free Agent (Pittsburgh), 1997

PRO: Strong, talented wide receiver who has developed into one of the league's leading third-down pass catchers. Elusiveness and agility are his hallmarks. Was originally the Steelers' 1993 third-round selection. Entered draft as a junior. Is also a dangerous return man. Signed a two-year contract with the Saints on 5/28/97. Contract runs through 2000 with no option. **1998** — Started 12 of the 16 games he saw action in on the year... finished the season third on the team with 35 receptions for 455 yards, which was fourth on the team... three receiving touchdowns were tied for second on the squad... also returned 22 punts for 307 yards (14.0 avg.), the third-best average in the NFL in 1998, which included a career-best 76-yard return vs. New England, 10/4... returned one kickoff for 16 yards... also rushed three times for 32 yards... caught an 89-yard TD pass vs. Dallas, 12/6, which is tied for the longest TD reception in team history, and was the second-longest reception in the NFL in 1998, as part of his four catch, 122-yard performance, which garnered him NFC Offensive Player of the Week nomination... caught a 20-yard touchdown in the season-opener at St. Louis, 9/6... also posted a touchdown reception at Indianapolis, 9/27... caught a season-high six passes the following week vs. New England, 10/4, for 73 yards. **1997** — Started all 16 games for the Saints, and responded with 722 yards on 48 receptions, both good for second on the Saints... five receiving touchdowns topped the squad... also rushed four times for 35 yards, with a long of 27... opened the season with what would be his third-best day of the season, catching four passes for 95 yards, including a 30-yard touchdown at St. Louis Rams, 8/31... first reception as a Saint came on the second offensive play of the game, catching a 39-yard flea flicker... caught four passes for 96 yards and a 16-yard touchdown vs. Atlanta, 10/12... posted season-highs with six receptions for 120 yards, including a 34-yard touchdown pass vs. St. Louis Rams, 12/7... also had touchdown receptions at San Francisco, 9/14, when he pulled in an eight-yard pass for a score as part of his four-reception, 58-yard day; vs. Detroit, 9/21, when he had a 21-yard touchdown reception for a score from RB Mario Bates included in his five-catch, 74-yard afternoon... also had a 27-yard scamper on a run early in the second quarter vs. Arizona, 12/14. **1996** — Played in all 16 games for Pittsburgh, starting 10... led the Steelers with 72 receptions, which ranked him 11th in the AFC... reception total was good for fourth-best in franchise history... 739 receiving yards good for second on the squad... led team with six receiving touchdowns... also returned 37 punts for 242 yards, with a long of 33, moving him into sixth on the Steelers all-time list with 87 career punt returns... recorded one kickoff return for 42 yards... vs. Baltimore, 9/8, had team-high seven receptions for 76 yards and a TD... 10/13 vs. Cincinnati, had 85 yards receiving for third best total of career... at Baltimore, 12/1 had first two touchdown day of his career, a 30-yard and a five-yard touchdown pass from Mike Tomczak... recorded a season-high eight receptions vs. San Francisco, 12/15, for 63 yards... in two postseason games, totaled eight receptions for 85 yards. **1995** — Blossomed in 1995 to find place in Steelers' record books... played in every game and finished second on the team with 48 receptions for 502 yards and one TD... filled Rod Woodson's punt return role and was ninth in the AFC with 48 returns for 474 yards... was only Steeler to handle punt return duty... 48 punt returns ranked second on the Steelers all-time season list... 474 yards was third all-time... returned punt 72 yards for TD at Houston, 9/10, earning Special Teams Player of the Week honors... led AFC and was third in the NFL with 31 third-down grabs... led team with career-high 10 catches for 86 yards at Miami, 9/18, which tied third-best single-game total in Steelers history... tied with Ernie Mills with team-leading 16 catches in postseason... set Steelers record with longest postseason punt return of 53 yards vs. Indianapolis in AFC Championship game, 1/14... set postseason record with 13.2 yards per postseason punt return... shined in Super Bowl XXX vs. Dallas, 1/28, with team-leading 10 receptions for 98 yards despite suffering dislocated clavicle while stretching for a first down in first quarter of the game. **1994** — Named starter for first eight games of the season... played in all 16 games, finishing with 20 receptions for 281 yards and two touchdowns... also had two punt returns for 15 yards... caught TD pass vs. Philadelphia, 12/11... had season-best five catches for 52 yards and one TD at San Diego, 12/24... played in both playoff games and made seven receptions for 73 yards... matched season-high with five receptions for 55 yards vs. San Diego in AFC Championship game, 1/15. **1993** — Saw action in six games, making three catches for 44 yards... also had 12 kickoff returns for 177 yards... made first NFL reception in opener vs. San Francisco, 9/5, for 12 yards in addition to two kickoff returns for 33 yards... inactive for nine of next 10 games, but played in final four, making two catches for 32

yards at Seattle, 12/26 and in playoffs at Kansas City, 1/8.

COLLEGE: Made 124 receptions for 1,876 yards with 13 TDs to rank second in school history despite playing just three seasons... also ranked third in kickoff return yards with 43 for 1,096... added punt return duties as a junior and had eight career rushing attempts... as a junior, led the Bulldogs with 52 catches for 860 yards, five touchdowns, three rushes for 22 yards, 35 punt returns for 298 yards and 14 kickoff returns for 294 yards to earn first-team All-Southeastern Conference honors... also ranked 20th in the nation with average of 134.0 all-purpose yards per game with a total of 1,474... set school record as a sophomore with 48 receptions for 683 yards, five TDs, 14 kickoff returns for 27.1 average... made 24 catches for 333 yards and three TDs as a freshman to earn freshman All-SEC honors with just two starts... also ranked sixth in the nation with 28.1-yard kickoff return average on 15 returns... majored in International Business, and works in the offseason towards the completion of his degree.

PERSONAL: Attended Morrow (Ga.) High, earning Parade and USA Today All-America honors as a senior, as well as state offensive player and state 4A player of the year with 59 receptions for 1,083 yards and 15 TDs... had 184 career receptions for 3,132 yards and 41 TDs... single... resides in Atlanta in the offseason... full name is Andre Orlando Hastings.

GAMES STARTED/PLAYED: (1993, 0/6); (1994, 8/16); (1995, 0/16); (1996, 10/16); (1997, 16/16); (1998, 12/16). Totals 46/86. Totals with Saints 28/32.

PLAYOFF GAMES STARTED/PLAYED: (1993, 0/1); (1994, 0/2); (1995, 1/3); (1996, 2/2).

| RECEIVING | | | | | | |
|--------------------|-----|-------|------|-----|----|--|
| Year | No. | Yards | Avg. | LG | TD | |
| 1993 (Pittsburgh) | 3 | 44 | 14.7 | 18 | 0 | |
| 1994 (Pittsburgh) | 20 | 281 | 14.1 | 46 | 2 | |
| 1995 (Pittsburgh) | 48 | 502 | 10.5 | 36 | 1 | |
| 1996 (Pittsburgh) | 72 | 739 | 10.3 | 38 | 6 | |
| 1997 | 48 | 722 | 15.0 | 39 | 5 | |
| 1998 | 35 | 455 | 13.0 | 89t | 3 | |
| Totals | 226 | 2743 | 12.1 | 89t | 18 | |
| Totals with Saints | 83 | 1177 | 14.2 | 89t | 8 | |

| Playoffs | | | | | | |
|-------------------|------|-------|------|----|----|--|
| Year | No. | Yards | Avg. | LG | TD | |
| 1993 (Pittsburgh) | None | | | | | |
| 1994 (Pittsburgh) | 7 | 73 | 10.4 | 18 | 0 | |
| 1995 (Pittsburgh) | 16 | 158 | 9.9 | 19 | 0 | |
| 1996 (Pittsburgh) | 8 | 85 | 10.6 | 23 | 0 | |
| Totals | 31 | 316 | 10.2 | 23 | 0 | |

| KICKOFF RETURNS | | | | | | |
|-----------------|------|------|------|----|----|--|
| Year | No. | Yds. | Avg. | LG | TD | |
| 1993 (Pitt.) | 12 | 177 | 14.8 | 22 | 0 | |
| 1994 (Pitt.) | None | | | | | |
| 1995 (Pitt.) | None | | | | | |
| 1996 (Pitt.) | 1 | 42 | 42.0 | 42 | 0 | |
| 1997 | None | | | | | |
| 1998 | 1 | 16 | 16.0 | 16 | 0 | |
| Totals | 14 | 235 | 16.8 | 42 | 0 | |
| Tots. w/Saints | 1 | 16 | 16.0 | 16 | 0 | |

| PUNT RETURNS | | | | | | |
|----------------|------|----|------|------|-----|----|
| Year | No. | FC | Yds. | Avg. | LG | TD |
| 1993 (Pitt.) | None | | | | | |
| 1994 (Pitt.) | 2 | 0 | 15 | 7.5 | 12 | 0 |
| 1995 (Pitt.) | 48 | 8 | 474 | 9.9 | 72t | 1 |
| 1996 (Pitt.) | 37 | 12 | 242 | 6.5 | 33 | 0 |
| 1997 | 1 | 0 | -2 | -2.0 | -2 | 0 |
| 1998 | 22 | 17 | 307 | 14.0 | 76 | 0 |
| Totals | 110 | 37 | 1036 | 9.4 | 76 | 1 |
| Tots. w/Saints | 23 | 17 | 305 | 13.3 | 76 | 0 |


Career-Highs

Receptions: 10, at Miami, 9/18/95

Yards Receiving: 122, vs. Dallas, 12/6/98

Long Reception: 89t, vs. Dallas, 12/6/98

TDs: 2, at Baltimore, 12/1/96

**23****CHRIS HEWITT**

Safety Year With Saints: 3 Year in NFL: 3
 Ht: 6-0 Wt: 210 College: Cincinnati
 Born: July 22, 1974 at Kingston, Jamaica
 Joined Saints: Free Agent, 1997

PRO: Was originally signed by the Saints, 4/25/97, and was signed to the practice squad, 8/26/97. . . was signed to the active roster, 10/1/97. . . contract expired in 1998, subject to developments. **1998** — Saw action in all 16 games, starting two. . . posted 11 tackles on the year (nine solo), including two sacks (11 yards). . . recorded four tackles (all solo) in the season opener at St. Louis, 9/6. . . posted three tackles (all solo) vs. New England, 10/4, including his first career sack (nine yards). . . added his second career sack vs. Atlanta, 12/13 (2 yards). . . also had seven special teams tackles on the season (six solo). **1997** — Saw action in 11 games on the year, starting two. . . had 16 tackles on the season (12 solo), one pass defended, one forced fumble and one fumble recovery. . . saw action in first NFL game at Chicago, 10/5, when he saw limited time on defense. . . was named NFC Special Teams Player of the Week for his efforts in game 11, vs. Seattle, 11/6, when he made six tackles on defense (five solo), one pass defended, one forced fumble, one fumble recovery and a blocked punt, which led to a FG. . . first NFL start came the following week at Atlanta, 11/23, when he began the game at SS. . . also started vs. St. Louis Rams, 12/7, and made nine tackles (six solo), which were both career-highs.

COLLEGE: Played four years for the Cincinnati Bearcats, and was a two-time All-Conference USA selection. . . made 80 total tackles and two interceptions for Cincinnati his senior season. . . had knee surgery after his sophomore season. . . majored in criminal justice.

PERSONAL: Attended Dwight Morrow High School in Englewood, New Jersey, where he gained over 1,200 yards and scored 10 touchdowns as a rusher and receiver. . . also earned letters in basketball and track. . . single. . . was born in Kingston, Jamaica, and moved to New Jersey when he was five years old. . . married (Tanisha La'Joy) with a daughter (Azia). . . full name is Christopher Horace Hewitt.

GAMES STARTED/PLAYED: (1997, 2/11); (1998, 2/16). Totals 4/27.

**76****KENO HILLS**

Guard/Tackle Year With Saints: 4 Year in NFL: 4
 Ht: 6-6 Wt: 305 College: Southwestern Louisiana
 Born: June 13, 1973 at Tampa, Florida
 Joined Saints: Draft Choice No. 6a, 1996

PRO: Was the 179th player selected in the draft, just the second the Saints have ever selected from USL (K Rafael Septien, 1977). Possesses the size and ability to play in the NFL. Contract runs through 1999 with no option. **1998** — Saw action in 12 games on the year, starting one. . . dressed, but did not play in one, and was inactive for three. . . started final contest vs. Buffalo, 12/27, at RG in place of Kyle Turley, who moved to LT for the contest. . . was inactive for games 1-2, and game 4, and dressed, but did not play in game 3. . . saw action in final 12 games on the season, primarily on special teams and in limited action on offense. **1997** — In his most extensive action as a professional, appeared in nine games on the season, starting six, games nine through 14, at right guard. . . was inactive for first seven games on the year. . . saw action at right guard for the remainder of the season, seeing substitute action in game 8, vs. Carolina, 10/19, and at Kansas City, 12/21. **1996** — Appeared in one game at tackle at Tampa Bay 11/24. . . was inactive for 13 contests. . . was active, but did not see action in two others.

COLLEGE: Started all but one game at left tackle his last three years for the Ragin' Cajuns. . . was a first-team All-Big West Conference pick each of his last two seasons. . . was an honorable mention choice as a sophomore. . . led an offensive unit that averaged 434.5 yards an outing his senior year. . . played in the Hula Bowl. . . majored in General Studies.

PERSONAL: Was an All-State and all-district choice as a two-way lineman at Tampa (Fla.) Tech High School. . . played in the Florida All-Star Game and the Kiwanis Bowl. . . single. . . full name is Keno J. Hills.

GAMES STARTED/PLAYED: (1996, 0/1); (1997, 6/9); (1998, 1/12). Totals 7/22.

**12****BILLY JOE HOBERT**

Quarterback Year With Saints: 3 Year in NFL: 7
 Ht: 6-3 Wt: 230 College: Washington
 Born: January 8, 1971 at Puyallup, Washington
 Joined Saints: Free Agent, 1997

PRO: Signed as a free agent with the Saints, 11/19/97 after being released by the Buffalo Bills. Spent 1993-96 with the Raiders. Was originally a third round draft choice of the Raiders in 1993. Contract runs through 1999 with no option. **1998** — Started game 1, at St. Louis, 9/6, and completed 11 of 23 (47.8%) for 170 yards and a touchdown before sustaining a season-ending ruptured Achilles tendon in the third quarter. . . underwent surgery and was placed on injured reserve, 9/9. . . also carried the ball twice for 13 yards in that contest. **1997** — With the Saints, saw action in five games, starting the final four. . . in his five contests was 61 of 131 (46.6%) for 891 yards and six touchdowns, with eight interceptions. . . in his first start as a Saint, was 14 of 30 for 190 yards and one interception in victory at Carolina, 11/30. . . in the next contest, vs. St. Louis, 12/7, he was 18 of 42 for 259 yards, two touchdowns and two interceptions, which marked the first time all season that a Saints quarterback threw for more than 250 yards. . . followed up with 252 yards on 14 of 24 passes with three touchdowns and one interception in victory over Arizona, 12/14. . . from the Raiders, was traded to the Bills in the off-season. Completed 17 of 30 for 133 yards and two interceptions in his only action of the season for the Bills. **1996** — Was 57-104 for 667 yards, with 4 touchdown passes and 5 interceptions for the Raiders. **1995** — Was 44-80 for 540 yards, with 6 touchdown passes and 4 interceptions for the Raiders. **1994** — Was with the Raiders; did not play. **1993** — Was with the Raiders; did not play.

COLLEGE: As a sophomore, led Washington to a 12-0 record and a national championship in 1991. . . finished career ninth on the Huskies' all-time list with 3,028 yards passing. . . led team to 17 straight victories as a starter over final 2 seasons.

PERSONAL: Attended Puyallup (Washington) High, where he was a Prep All-America QB as a senior, and a 2-time All-State performer who completed 312 of 585 passes for 5,480 yards and a state-record 61 touchdowns. . . married (Danielle) with four daughters (Taylor, Kennedy, Mackenzie and Samantha). . . full name is Billy Joe Hobert.


GAMES STARTED/PLAYED: (1993, 0/0); (1994, 0/0); (1995, 2/4); (1996, 3/8); (1997, 4/7); (1998, 1/1). Totals 10/20. Totals with Saints 5/6.

| Year | PASSING | | | | | | | RUSHING | | | |
|-------------------|---------|-------|------|------|-----|----|--|---------|------|----|----|
| | Att. | Comp. | Yds. | Int. | LG | TD | | No. | Yds. | LG | TD |
| 1995 (Raid.) | 80 | 44 | 540 | 4 | 80t | 6 | | 3 | 5 | 6 | 0 |
| 1996 (Raid.) | 104 | 57 | 667 | 5 | 51 | 4 | | 2 | 13 | 14 | 0 |
| 1997 (Buff.) | 30 | 17 | 133 | 2 | 20 | 0 | | 2 | 7 | 7 | 0 |
| 1997 (N.O.) | 131 | 61 | 891 | 8 | 49 | 6 | | 12 | 36 | 15 | 0 |
| 1997 (Buff/NO) | 161 | 78 | 1024 | 10 | 49 | 6 | | 14 | 43 | 15 | 0 |
| 1998 | 23 | 11 | 170 | 0 | 35t | 1 | | 2 | 13 | 14 | 0 |
| Totals | 368 | 190 | 2401 | 19 | 80t | 17 | | 21 | 74 | 15 | 0 |
| Tots. with Saints | 154 | 72 | 1061 | 8 | 49 | 7 | | 14 | 49 | 15 | 0 |

Additional Stats: Punted: 9-371 yards, 1996.

Career-Highs

Attempts: 42, at Carolina, 11/30/97
 Completions: 20, vs. Pittsburgh, 12/10/95
 Comp. Pct: 66.7%, vs. San Diego, 9/22/96
 Yards Passing: 259, vs. St. Louis, 12/7/97
 Long Pass: 80t, at Seattle, 12/17/95
 TDs Passing: 3, vs. Arizona, 12/14/97
 Interceptions: 4, vs. Pittsburgh, 12/10/95
 Rushes: 7, vs. Arizona, 12/14/97
 Yards Rushing: 17, vs. Arizona, 12/14/97
 Long Run: 15, at Kansas City, 12/21/97



86

DANAN HUGHES

Wide Receiver Year With Saints: 1 Year in NFL: 7
 Ht: 6-2 Wt: 211 College: Iowa
 Born: December 11, 1970 at Bayonne, New Jersey
 Joined Saints: Unrestricted Free Agent, (Kansas City) 1999

PRO: Signed with the Saints as an unrestricted free agent, 4/19/99, after spending 1993-98 with the Kansas City Chiefs, who originally drafted him in the 7th round of the 1993 NFL Draft (186th overall). Has played in 38 consecutive games, and played in 79 of the last 80 regular season games for Kansas City dating back to the start of the '94 season. Contract runs through 1999 with no option. **1998** — Appeared in 15 games as both a reserve wide receiver and on special teams ... ranked second on the Chiefs with 21 special teams tackles ... forced a team-best 2.5 fumbles on the specialty units ... returned his first punt since '95 for -1 yard vs. Oakland, 9/6, and also nabbed two tackles on punt coverage ... returned one punt for 11 yards at Jacksonville, 9/13 ... recorded a team-high four tackles and forced one fumble on special teams vs. San Diego, 9/20 ... tallied two special teams tackles at New England, 10/11 ... caught his first pass of the season for 10 yards at San Diego, 11/22. Tallied three tackles and one forced fumble on special teams ... lined up as a WR vs. Arizona, 11/29, and completed his second career pass, a 25-yard out to Andre Rison ... garnered a team-high four special teams stops, including three on kickoff coverage, at Denver, 12/6 ... played on special teams and posted two tackles and combined with Ralph Tamm to force a fumble on a punt return by Tyrone Hughes vs. Dallas, 12/13 ... notched two tackles and a forced fumble on special teams at Oakland, 12/26. **1997** — Played in all 16 regular season contests on offense and special teams with one start at wide receiver ... had three touchdowns on the season, two of which came in less-than-conventional fashion ... earned USA Today "All-Joe" team accolades for his efforts ... finished the year with seven catches for 65 yards (9.3 avg.) with two TDs ... also contributed a score on a fumble recovery ... posted a career-best 23 tackles on special teams to rank second on the squad ... had a season-high five coverage stops at Carolina, 9/21 ... had a fumble recovery on special teams at Miami, 10/5 ... grabbed two passes for a season-high 24 yards with one TD vs. Pittsburgh, 11/3. His five-yard scoring reception came courtesy of Marcus Allen on a halfback option, marking the fifth of Allen's six career TD tosses ... picked up a fumble for a TD at Jacksonville, 11/9, in one of the year's more unusual scoring plays. Chiefs QB Rich Gannon was intercepted by Jaguars safety Chris Hudson, who was subsequently stripped of the ball by WR Andre Rison, putting the ball on the ground for Hughes, who waltzed into the end zone for a seven-yard score ... hauled in two passes for 10 yards with a five-yard scoring strike from Gannon vs. Denver, 11/16 ... had a season-high five coverage stops at Carolina, 9/21 ... had a fumble recovery on special teams at Miami, 10/5 ... lone kickoff return of the year went 21 yards at San Diego, 12/14 ... played in Kansas City's playoff contest vs. Denver, 1/4/98, catching one pass for 13 yards. **1996** — Played in 15 games with two starts, totaling a career-high 17 receptions for 167 yards (9.8 avg.) with one TD ... finished sixth on the club with 12 special teams tackles and returned two kickoffs for 42 yards ... also completed one pass for 30 yards ... posted one kickoff return for 20 yards at Houston, 9/1 ... tallied three receptions for 45 yards in a 19-3 win vs. Oakland, 9/8, including a career-long 26-yard reception for a first down on a third-and-23 play ... started his first NFL contest vs. Seattle, 9/15, and tallied a career-high five catches to lead the team ... opened vs. Denver, 9/22, and hauled down three passes for 31 yards, including an eight-yard TD grab ... credited with a forced fumble on punt coverage at San Diego, 9/29 ... was inactive with a hip injury vs. Green Bay, 11/10 ... accepted a lateral from QB Steve Bono and then threw a 30-yard bullet to Sean LaChapelle on his first NFL pass attempt for Kansas City's longest offensive play of the day vs. Chicago, 11/17 ... added a 22-yard kickoff return vs. San Diego, 11/24 ... racked up a career-high five special teams tackles at Detroit, 11/28. **1995** — Saw action at receiver and on the specialty units in all 16 contests ... recorded 14 receptions for 103 yards (7.4 avg.) and one TD ... became a favorite third-down target of QB Steve Bono with 10 of his 14 catches (.714) coming in those situations ... finished fourth on the club with 19 special teams tackles ... contributed three punt returns for nine yards and brought back one kickoff for an 18-yard gain ... played a critical role down the stretch in Kansas City's 20-17 overtime win over the Giants, 9/10. Hauled in a season-high three passes for 14 yards in that contest, including his first pro score, a three-yard TD grab with 1:22 remaining in regulation, which sent the game to an extra session. Also converted a key fourth-down play on the Chiefs previous TD drive which closed the gap to 17-10 ... posted his lone kickoff return of the year for 18 yards vs. Cleveland, 9/24 ... credited with his first run from scrimmage with a five-yard carry vs. Denver, 12/17 ... did not catch a pass in the club's playoff contest vs. Indianapolis, 1/7/96, but did have a team-high four special teams stops. **1994** — Appeared in all 16 games, making seven receptions for 80 yards ... returned a team-high 27 punts at a 7.1-yard clip and had nine kickoff returns for a 21.1-yard average ... also made 16 special teams stops, fourth-most on the squad ... had the best receiving day of his career against the Chargers, 11/13, when he had four grabs for 53 yards ... had a career-long 43-yard punt return in a win over San Francisco, 9/11 ... returned one kickoff for 14 yards and had a fumble recovery on special teams in a playoff setback at

Miami, 12/31. **1993** — Was Kansas City's seventh-round pick in the draft ... made the Opening Day, 47-man roster but was inactive for the first game ... was waived on September 6th, then resigned to the practice squad ... was activated on November 17th and played in the club's final six regular season games and all three play-off affairs ... did not make a catch during the regular season, but did return three punts for a 16.2-yard average and a team-high 14 kickoffs at a 19.0-yard clip ... made six coverage stops on special teams ... in three playoff tilts, he contributed two catches for 26 yards, seven punt returns for a 12.0-yard average and two kickoff returns for 42 yards ... had a Chiefs playoff-record 35-yard punt return vs. Houston, 1/16/94.

COLLEGE: Starred on both the football and baseball squads during his five years at Iowa ... was a four-year football starter, primarily at wingback ... tied Ronnie Harmon's school career record for receptions with 146 and broke Harmon's all-time receiving yardage mark with 2,216 ... had 21 receiving touchdowns and averaged 15.2 yards per catch ... also returned 59 kickoffs for a 19.9-yard average ... was a second team All-Big 10 pick as a senior, when he had 46 catches for 578 yards and six scores ... broke his foot in his final college game, the Hula Bowl ... was a first team all-conference choice as a junior, when he recorded 43 receptions for 757 yards and eight touchdowns ... graduated from Iowa with a Communications degree.

PERSONAL: Selected in the third round of the '92 baseball draft by the Milwaukee Brewers ... in the spring of '92, he played centerfield for the Brewers Class A Helena (Mont.) club, batting .317 with one HR and 22 RBIs ... played in 27 games with Iowa that year before turning pro, batting .274 despite suffering a broken finger in the fifth game ... played quarterback, wide receiver, defensive back and linebacker at Bayonne (N.J.) High School ... also lettered in baseball and basketball ... during the '94 offseason, he worked as a substitute teacher in the Lee's Summit school district ... hosts the "Danan Hughes Giveback Game," a celebrity basketball charity event in his hometown of Bayonne, N.J. ... full name: Robert Danan Hughes ... married, wife Tifanni, with four children, daughters Jessicah (11) and Savana (1) and two sons, Joey (8) and Taurin Isaihah (3).

GAMES STARTED/PLAYED: (1993, 0/6); (1994, 0/16); (1995, 0/16); (1996, 2/15); (1997, 1/16); (1998, 0/16). Totals 3/85.

PLAYOFF GAMES STARTED/PLAYED: (1993, 0/3); (1994, 0/1); (1995, 0/1); (1997, 0/1). Totals 0/6.

| RECEIVING | | | | | | |
|--------------------|------|-------|------|------|----|----|
| Year | No. | Yards | Avg. | LG | TD | |
| 1993 (Kansas City) | 0 | 0 | 0.0 | -- | 0 | |
| 1994 (Kansas City) | 7 | 80 | 11.4 | 22 | 0 | |
| 1995 (Kansas City) | 14 | 103 | 7.4 | 16 | 1 | |
| 1996 (Kansas City) | 17 | 167 | 9.8 | 26 | 1 | |
| 1997 (Kansas City) | 7 | 65 | 9.3 | 14 | 2 | |
| 1998 (Kansas City) | 1 | 10 | 10.0 | 10 | 0 | |
| Totals | 46 | 425 | 9.2 | 26 | 4 | |
| Playoffs | | | | | | |
| Year | No. | Yards | Avg. | LG | TD | |
| 1993 (Kansas City) | 2 | 26 | 13.0 | 15 | 0 | |
| 1994 (Kansas City) | 0 | 0 | 0.0 | -- | 0 | |
| 1995 (Kansas City) | 0 | 0 | 0.0 | -- | 0 | |
| 1997 (Kansas City) | 1 | 13 | 13.0 | 13 | 0 | |
| Totals | 3 | 39 | 13.0 | 15 | 0 | |
| KICKOFF RETURNS | | | | | | |
| Year | No. | Yds. | Avg. | LG | TD | |
| 1993 (K.C.) | 14 | 266 | 19.0 | 30 | 0 | |
| 1994 (K.C.) | 9 | 190 | 21.1 | 32 | 0 | |
| 1995 (K.C.) | 1 | 18 | 18.0 | 18 | 0 | |
| 1996 (K.C.) | 2 | 42 | 21.0 | 22 | 0 | |
| 1997 (K.C.) | 1 | 21 | 21.0 | 21 | 0 | |
| 1998 (K.C.) | None | | | | | |
| Totals | 27 | 537 | 19.9 | 32 | 0 | |
| PUNT RETURNS | | | | | | |
| Year | No. | FC | Yds. | Avg. | LG | TD |
| 1993 (K.C.) | 3 | 0 | 49 | 16.3 | 29 | 0 |
| 1994 (K.C.) | 27 | 9 | 192 | 7.1 | 43 | 0 |
| 1995 (K.C.) | 3 | 1 | 9 | 3.0 | 8 | 0 |
| 1996 (K.C.) | None | | | | | |
| 1997 (K.C.) | None | | | | | |
| 1998 (K.C.) | 2 | | 10 | 5.0 | | 0 |
| Totals | 35 | | 260 | 7.4 | 43 | 0 |

Playoffs

| Year | No. | Yds. | Avg. | LG | TD | No. | FC | Yds. | Avg. | LG | TD |
|-------------|------|------|------|----|----|------|----|------|------|----|----|
| 1993 (K.C.) | 2 | 42 | 21.0 | 22 | 0 | 7 | 1 | 84 | 12.0 | 35 | 0 |
| 1994 (K.C.) | 1 | 14 | 14.0 | 14 | 0 | None | | | | | |
| 1995 (K.C.) | None | | | | | None | | | | | |
| 1997 (K.C.) | None | | | | | None | | | | | |

| | | | | | | | | | | | |
|--------|---|----|------|----|---|---|---|----|------|----|---|
| Totals | 3 | 56 | 18.7 | 22 | 0 | 7 | 1 | 84 | 12.0 | 35 | 0 |
|--------|---|----|------|----|---|---|---|----|------|----|---|

Additional Stats: Passing (1-1, 30 yards, vs. Chicago, 11/17/96; 1-1, 25 yards, vs. Arizona, 11/29/98). Fumbles Recovered (4): 2-7 yards, 1 TD, 1997; 2-0 yards, 1998. Special Teams Tackles (97): 6, 1993; 16, 1994; 19, 1995; 12, 1996; 23, 1997; 21, 1998. Playoff Special Teams Tackles (5): 1, 1993; 4, 1995.

Career-Highs

Receptions: 5, at Seattle, 9/15/96
Yards Receiving: 53, vs. San Diego, 11/13/94
Long Reception: 26, vs. Oakland, 9/8/96
TDs: 1, 4 times, last time vs. Denver, 11/16/97
Punt Returns: 4, vs. San Diego, 11/13/94
Punt Return Yards: 47, vs. San Francisco, 9/11/94
Long Punt Return: 43, vs. San Francisco, 9/11/94
Kickoff Returns: 5, vs. San Diego, 12/19/93
Kickoff Return Yards: 102, vs. San Diego, 12/19/93
Long Kickoff Return: 32, at Seattle, 11/27/94
Special Teams Tackles: 5, twice (at Detroit, 11/28/96; at Carolina, 9/21/97)



ALONZO JOHNSON

Wide Receiver Year With Saints: 2 Year in NFL: 3
Ht: 5-11 Wt: 186 College: Central State (Ohio)
Born: April 18, 1973 at Tuscaloosa, Alabama
Joined Saints: Waivers (New York Jets), 1998

PRO: Claimed off of Waivers, 8/25/98, after being placed on waivers by the New York Jets. Waived, 8/30, and signed to practice squad, 9/1. Signed to the active roster, 12/19. **1998** — Played in one game on the season, had no stats. . . was inactive for one game. **1997** — Spent the season on the Jets practice squad.

COLLEGE: Played collegiately at Central State (Ohio), where he caught 109 passes for 2,037 yards and 24 touchdowns during his career.

PERSONAL: Majored in physical education. . . college teammate of Philadelphia Eagles DE Hugh Douglas. . . attended Blount H.S. in Mobile, AL. . . lives in Mobile, AL.

GAMES STARTED/PLAYED: (1998, 0/1). Totals 0/1.



JOE JOHNSON

Defensive End Year With Saints: 6 Year in NFL: 6
Ht: 6-4 Wt: 270 College: Louisville
Born: July 11, 1972 at St. Louis, Missouri
Joined Saints: Draft Choice No. 1, 1994

PRO: Was the 13th player overall and the fifth defensive lineman taken in the 1994 draft, a choice acquired from the Jets in an exchange of first-round picks. Possesses great strength and leverage. Gaining momentum as one of the young breakthrough players in the NFL. Contract runs through 2002 with no option. **1998** — Started all 16 games at RDE, one of just three players on defense and five players on the team to start every game on the year. . . he finished fifth on the Saints in tackles, and first among defensive linemen, with a career-high 70 (54 solo). . . he also had 7 sacks on the year (31 yards lost). . . was voted to his first NFC Pro Bowl team. . . he scored his first career touchdown, after recovering a fumble in the season-opener, at St. Louis, 9/6, a five-yard

return. . . he also forced a fumble in game 2, vs. Carolina, 9/13, giving him at least one forced fumble every year of his career. . . posted one sack in each of the first four contests on the year, at St. Louis (4 yards) as part of his 4 tackle day (3 solo), vs. Carolina, (0 yards), where he recorded 4 tackles (all solo), at Indianapolis, 9/27 (4 yards), where he posted 5 tackles (all solo), and vs. New England, 10/4, (3 yards), among his 7 tackles (4 solo). . . he also posted 7 tackles at Miami, 11/29 (3 solo). . . tied a career-high and had a season-high two sacks (12 yards) vs. St. Louis, 11/5, giving him two sacks in a game each of the past four years. . . had a season-high 8 tackles (all solo) vs. Atlanta, 12/13. . . although he was credited with just two tackles vs. Dallas, 12/6, he dominated Cowboys' LT Larry Allen. . . also had one pass defended on the year. . . was named as the Saints Player of the Year by Football News. **1997** — Started all 16 games for the first time in his career for the Saints. . . finished ninth on the Saints in tackles, with 46 (39 solo). . . also posted a career-high 8.5 sacks (65 yards lost), three passes defended, a forced fumble and a fumble recovery. . . had his third two-sack game as a professional, at San Francisco, 9/14, as part of season-high five-tackle day. . . had 1.5 sack day vs. Arizona, 12/14, as part of his three-tackle performance. . . posted a sack in consecutive games three times on the year, vs. Atlanta, 10/12 (six yards), when he had three tackles and recovered a fumble, and vs. Atlanta, 10/19 (eight yards) as part of his two-tackle day. . . also had sacks in consecutive games, vs. Seattle, 11/16 (nine yards) as part of his four-tackle day, which included a forced fumble, and at Atlanta, 11/23 (eight yards), as part of a two-tackle game. . . also had sacks in games 14-15, vs. St. Louis (12 yards lost), and vs. Arizona, 12/14, when he had 1.5 sacks. **1996** — Was inactive each of the first three weeks with a knee sprain sustained in preseason game at Kansas City. . . started each of the last 13 games, four at right defensive tackle, four at closed end in place of Darren Mickell, and five at open end. . . registered 59 tackles (50 solo), 7.5 sacks for 33 yards lost and three forced fumbles, which tied for the team lead. . . tackle and sack totals were both career-bests. . . tackle total was seventh on the team, sacks ranked second. . . in his first regular season game against Arizona 9/22, recorded a career-high 11 total tackles (9 solo), including a sack and a forced fumble. . . solid play continued all year. . . at NY Giants, led club with 8 tackles, including 1.5 sacks (7.5 yards lost). . . at St. Louis 12/21, recorded 4 tackles and tied a career-high with 2 sacks (5 yards lost). **1995** — Came to camp about 30 pounds lighter than in his rookie season following a rigorous offseason program. . . started all 14 games in which he appeared, 12 at left end and two at nose tackle. . . placed ninth on the club with 50 total tackles. . . 5.5 sacks (32.5 yards lost) were third on the team. . . also forced a fumble on the season. . . was inactive for games 7-8 with a sprained ankle. . . first full sack of the year came in his return to hometown, at St. Louis 9/10. . . started at nose tackle vs. Atlanta, 9/17, as Saints were in dime package most of the game, and recorded nine tackles (7 solo), including a sack. . . had best game of his career in season-ending shutout win at Jets, 12/24, when he posted 10 total tackles (7 solo) and two sacks, and was awarded a defensive game ball. **1994** — Opened the season as a reserve, but by week two had earned a starting spot at right end. . . tied for 10th on the club with 44 tackles (36 solo). . . registered five tackles, his only sack of the year and a forced fumble, vs. Giants 10/2. . . tallied a season-high seven tackles, including a forced fumble that led to a TD, and was awarded a defensive game ball in win at Rams, 12/4. . . blocked a Chris Boniol 20-yard field goal attempt, vs. Dallas 12/19. . . was inactive with a bruised knee, vs. Rams 10/23. . . was a consensus all-rookie selection.

COLLEGE: In three years for the Cardinals, recorded 138 tackles, including 16 for loss, 25 sacks and eight forced fumbles. . . started every game at right end in a 4-3 scheme his final season, and came up with 66 tackles, including 17 sacks and eight stops for loss, three forced fumbles and two passes defended. . . was red-shirted as a freshman, came out of school with one year of eligibility still remaining. . . majored in computer science.

PERSONAL: Was an all-state, all-conference and all-district selection as an offensive tackle and defensive end at Jennings High School in St. Louis, Missouri. . . is an avid weightlifter. . . in his final year at Louisville, drove four miles through a major snowstorm to attend a scheduled workout. . . single. . . makes offseason home in St. Louis. . . full name is Joe T. Johnson.

GAMES STARTED/PLAYED: (1994, 14/15); (1995, 14/14); (1996, 13/13); (1997, 16/16); (1998, 16/16). Totals 73/74.

| Year | Tkl | TACKLES | | No. | Yards Lost |
|--------|-----|---------|------|------|------------|
| | | Asst | Tot. | | |
| 1994 | 36 | 8 | 44 | 1 | 7 |
| 1995 | 36 | 14 | 50 | 5.5 | 32.5 |
| 1996 | 50 | 9 | 59 | 7.5 | 33 |
| 1997 | 39 | 7 | 46 | 8.5 | 65 |
| 1998 | 54 | 16 | 70 | 7.0 | 31 |
| Totals | 215 | 54 | 269 | 29.5 | 169 |

Additional Stats: Fumbles Recovered (2): 1994, 1; 1998, 1. Forced Fumbles (8): 1994, 2; 1995, 1; 1996, 3; 1997, 1; 1998, 1. Passes Defensed (5): 1994, 1; 1997, 3; 1998, 1. Blocked Kicks: 1994, 1 Field Goal.

Career-Highs

Tackles: 11, vs. Arizona, 9/22/96

Solo Tackles: 9, vs. Arizona, 9/22/96

Sacks: 2, 4 times (at Jets, 12/24/95; at St. Louis, 12/21/96; at San Francisco, 9/14/97; vs. St. Louis, 11/15/98)

Yards Lost: 18, at San Francisco, 9/14/97



80

TONY JOHNSON

Tight End Year With Saints: 4 Year in NFL: 4

Ht: 6-5 Wt: 255 College: Alabama

Born: February 5, 1972 at Como, Mississippi

Joined Saints: Free Agent, 1996

PRO: Was a sixth-round draft choice of Philadelphia in 1996. Was released by the Eagles in training camp. Signed by the Saints to the practice squad 9/18/96, was activated to the 53-man roster 10/19/96. Was waived 12/2/97, and was re-signed, 2/24/98. Contract expired in 1998, subject to developments. **1998** — Played in 11 contests on the year, and was inactive for three. . . majority of action came on special teams, where he tied for fifth with 8 tackles (7 solo). . . in the season-opener, at St. Louis, 9/6, made only reception of the year, for an eight-yard gain. . . was inactive vs. St. Louis, 11/15, vs. Dallas, 12/6, and vs. Atlanta, 12/13. . . was placed on injured reserve, 12/19, with a groin injury. **1997** — Played in seven games on the season, starting one at tight end. . . was inactive for five contests on the year before being waived, 12/2. . . caught one pass on the season, for 13 yards, at San Francisco, 9/14. **1996** — Played in nine games with seven starts. . . caught seven passes for 76 yards with a TD and a long of 17. . . at Tampa Bay 11/24, only reception was a 1-yard TD on fourth-and-goal in the third quarter, the first score of his NFL career.

COLLEGE: In 47 games for the Crimson Tide, caught 21 passes for 297 yards and a TD. . . was a key contributor as a special teamer on Alabama's 1992 national championship squad. . . holds a degree in accounting.

PERSONAL: Earned All-America honors and Mississippi player of the year honors as a senior at North Panola High School in Como, Mississippi, where he played both middle linebacker and tight end. . . recorded 126 career receptions for 2,151 yards and 38 TDs. . . hobbies include hunting, fishing and golf. . . married (Tonjanita) with a daughter (Candace).

GAMES STARTED/PLAYED: (1996, 7/9); (1997, 1/7); (1998, 0/11). Totals 8/27.



44

ROB KELLY

Safety Year With Saints: 3 Year in NFL: 3

Ht: 6-0 Wt: 199 College: Ohio State

Born: June 21, 1974 at Newark, Ohio

Joined Saints: Draft Choice No. 2a, 1997

PRO: Was the first of two second-round selections by the Saints in the 1997 NFL Draft (33rd overall). A hard-hitting, aggressive safety, has a nose for the ball. Contract runs through 1999 with no option. **1998** — Saw action in all 16 games on the year, starting three. . . posted career-high 31 tackles on the season (22 solo), along with a career-best 2 interceptions (104 yards), which included his first career touchdown, a 79-yard return, when he intercepted a Dan Marino pass, at Miami, 11/29, which earned him a nomination as NFC Defensive Player of the Week, for Week 13 of the season. . . also posted four passes defensed on the season. . . tallied 10 stops on special teams (all solo). . . started games 3, at Indianapolis, 9/27, and game 4, vs. New England, 10/4, at FS, and posted 8 defensive stops in each game, (7 solo at Indianapolis, 4 solo vs. New England). . . also started game 16, vs. Buffalo, 12/27, as part of a goal-line package. . . had first interception of 1998 at Indianapolis, when he returned a Peyton Manning pass 25 yards. **1997** — Saw action in all 16 games on the season, and started the final two contests at free safety. . . registered 19 tackles on the season (14 solo), with one interception for 15 yards, three passes defensed and a forced fumble. . . also tied for third on the special teams with nine tackles (seven solo). . . had a season-high eight tackles in his first NFL start, vs. Arizona, 12/14, to go with one interception for 15 yards, two passes defensed and a forced fumble. . . had four tackles (all solo), and a

pass defensed in season finale at Kansas City, 12/21.

COLLEGE: All-American first-team pick by The Poor Man's Guide to the NFL Draft. . . All-Big Ten Conference first-team pick by the media. . . started all year at free safety, with 66 tackles (37 solo), two sacks for minus 14 yards and four stops for 26-yards in losses. . . caused and recovered a pair of fumbles. . . blocked two kicks and had three interceptions for 86 yards in returns. . . deflected three passes. . . collected 14 stops (9 solo) vs. Wisconsin. . . picked off a pass and recovered a fumble, returning the fumble 79 yards for a touchdown in a 42-14 victory over Purdue. . . registered 10 hits against Michigan in the season finale. . . deflected a pair of passes and sacked Jake Plummer for an eight-yard loss in the Rose Bowl. . . registered two interceptions for the North Squad in the Senior Bowl. . . Super Sleeper Team selection in 1995 by The Poor Man's Guide to the NFL Draft after starting every game at free safety. . . finished third on the team with 68 tackles (38 solo). . . played in 10 games in 1994 as a reserve strong safety and cornerback, blocking a punt vs. Alabama in the Citrus Bowl. . . appeared in 10 games in 1993 as a nickel back and on special teams, after redshirting in 1992. . . majored in criminal justice.

PERSONAL: Was an All-American selection by Street & Smith and USA Today at Newark Catholic (Oh.) High School. . . a standout tailback, rushing for 1,663 yards and 29 TDs as a senior. . . rushed for 156 yards and four touchdowns in the state championship game that year. . . enjoys listening to music, going to the movies and playing his guitar in his free time. . . also has his own website, www.robkelly.com. . . married (Amey). . . full name is Robert James Kelly.

GAMES STARTED/PLAYED: (1997, 2/16); (1998, 3/16). Totals 5/32.

| Year | TACKLES | | | No. | INTERCEPTIONS | | |
|--------|---------|------|------|-----|---------------|-----|----|
| | Tkl | Asst | Tot. | | Yds. | LG | TD |
| 1997 | 14 | 5 | 19 | 1 | 15 | 15 | 0 |
| 1998 | 22 | 9 | 31 | 2 | 104 | 79t | 1 |
| Totals | 36 | 14 | 50 | 3 | 119 | 79t | 1 |

Additional Stats: Passes Defensed (7): 1997, 3; 1998, 4. Forced Fumbles: 1997, 1.

Career-Highs

Tackles: 8, twice (at Indianapolis, 9/27/98; vs. New England, 10/4/98)

Solo Tackles: 7, at Indianapolis, 9/27/98

Interceptions: 1, 3 times (vs. Arizona, 12/14/97; at Indianapolis, 9/27/98; at Miami, 11/29/98)

Yards on Interceptions: 79, at Miami, 11/29/98

Long Return: 79t, at Miami, 11/29/98

Touchdowns: 1, at Miami, 11/29/98



82

EDDIE KENNISON

Wide Receiver Year With Saints: 1 Year in NFL: 4

Ht: 6-0 Wt: 195 College: Louisiana State

Born: January 20, 1973 at Lake Charles, Louisiana

Joined Saints: Trade (St. Louis), 1999

PRO: Was originally the second of two first-round draft choices of the St. Louis Rams (18th overall) in the 1996 NFL Draft. Big-play threat as a punt returner and receiver. Possesses rare deep speed and tremendous burst. Was acquired via trade, 2/18/99, in exchange for the Saints 1999 2nd-round draft choice (41st overall). Contract runs through 2000 with no option. **1998** — Saw action in all 16 games on the year, starting 13. . . finished season with 17 receptions for 234 yards (13.8 avg.), with a long of 45, and one touchdown. . . led team with 40 punt returns for 415 yards (10.4 avg.), with a long of 71, which went for a touchdown. . . 10.4 avg. was good for 7th in the NFC. . . also rushed two times for nine yards (4.5 avg.). . . started first 10 games of the season and games 12-14. . . had only touchdown catch of season in game 1, vs. New Orleans, 9/6, catching a 15-yard scoring pass. . . caught a season-high three passes at Chicago, 11/8. . . season-best receiving total of 48 yards came in the season finale, at San Francisco, 12/27, which included a 42-yard grab. . . his 45-yard catch at Buffalo, 9/20, marked his longest reception of 1998. . . was one of two Rams receivers to have two receptions of at least 40 yards last season. . . both catches set up touchdowns for St. Louis. . . returned a season-high five punts for 67 yards vs. New Orleans, 9/6. . . returned a kick 71 yards for a score the following week, vs. Minnesota, 9/13, the

third punt return TD of his career. **1997** — Saw action in 14 games on the year, starting nine. . . had 25 receptions for 404 yards, which tied for 4th on the Rams. . . 16.2 yards per catch average ranked 2nd on team. . . led team in punt returns with 34 for 247 yards (7.3 avg.). . . missed games, vs. Seattle, 10/19, and vs. Kansas City, 10/26, with a hamstring injury. . . led team in receptions and yards vs. New Orleans, 8/31, catching season-high four passes for 80 yards. . . caught three passes for season-high 90 yards vs. Atlanta, 11/16, including season-long and team-long 76-yard reception before halftime, which led to a touchdown. . . recorded season-highs in punt returns (five), return yardage (87) and long return (43) at New Orleans, 12/7. **1996** — Pressed into starting lineup due to preseason injury to teammate. . . responded by grabbing 54 passes for 924 yards and nine touchdowns. . . finished 2nd in the NFC and ranked 3rd in the NFL in punt return average (14.6 yards per return). . . among numerous awards, earned all-rookie team honors as a receiver and punt returner from Pro Football Weekly and College and Pro Football Newsweekly, and also all-pro second team punt returner by both College and Pro Football Newsweekly and Football News. . . named NFC Offensive Rookie of the Month (October), NFC Special Teams Player of the Week (11/10, vs. Atlanta) and NFC Offensive Player of the Week (12/15 at Atlanta). . . led team in touchdowns with 11 (nine receiving, two punt returns) and second on team in scoring with 66 points. . . second among NFL rookies in receiving yards behind New England's Terry Glenn. . . tied Miami's Karim Abdul-Jabbar for most points by an NFL rookie (66). . . posted second-highest receiving yards in a game in the NFC with 226 against Atlanta, 12/15, which included two receptions of 70+ yards. . . posted two 100-yard games, led team in receptions four times and receiving yards five times. . . finished with team-high 1,801 all-purpose yards (receiving and returns). . . became first Rams player to score a touchdown by reception and punt return in the same game since Henry Ellard against Atlanta, 10/22/84. . . named NFL Rookie of the Month in October after hauling in 20 receptions for 267 yards and two touchdowns and averaging league-high 20.3 yards per punt return. . . received game ball from coaches against Atlanta, 11/10, after registering 183 total yards. . . first 100-yard receiving game of his career came at Chicago, 12/8. . . caught five passes for a Rams rookie record 226 yards and three touchdowns at Atlanta, 12/15. . . receiving total was fifth-highest in team history. . . first Rams receiver to have three touchdown receptions since Henry Ellard had three against Indianapolis, 9/17/89.

COLLEGE: Caught 98 passes for 1,554 yards in three seasons at LSU. . . set school record for punt returns with 947 yards. . . finished career with at least one reception in 31 consecutive games. . . ranked in the nation's top 10 in punt returns for three consecutive years. . . recipient of Percy E. Roberts award as team's most valuable offensive player as a junior. . . six-time all-America selection in track. . . led LSU 4x100 meter relay team to 1994 outdoor championship. . . qualified for NCAA championships in 4x100, 4x200, 4x400 and 200 meters during track career. . . physical therapy major.

PERSONAL: Earned Parade all-America honors at Washington-Marion High in Lake Charles, La. . . grabbed 59 receptions for 1,205 yards and 23 touchdowns as a junior. . . played six games as a senior and registered 27 catches for 497 yards. . . first player in school history to have his number (#2) retired. . . ran track for two years. . . was honorary chairman for "Christmas in April" campaign in St. Louis in 1997 and 1998. . . raised more than \$13,000 with touchdown performance donation to benefit Catholic Community Services-Midtown in 1996. . . plans to pursue a career in physical therapy after football career. . . full name is Eddie Joseph Kennison III.

GAMES STARTED/PLAYED: (1996, 14/15); (1997, 9/14); (1998, 13/16). Totals 36/45.

| RECEIVING | | | | | | |
|------------------|-----|-------|------|-----|----|--|
| Year | No. | Yards | Avg. | LG | TD | |
| 1996 (St. Louis) | 54 | 924 | 17.1 | 77t | 9 | |
| 1997 (St. Louis) | 25 | 404 | 16.2 | 76 | 0 | |
| 1998 (St. Louis) | 17 | 234 | 13.8 | 45 | 1 | |
| Totals | 96 | 1562 | 16.2 | 77t | 10 | |

| KICKOFF RETURNS | | | | | | PUNT RETURNS | | | | | |
|-----------------|-----|------|------|----|----|--------------|----|-------|------|-----|----|
| Year | No. | Yds. | Avg. | LG | TD | No. | FC | Yds. | Avg. | LG | TD |
| 1996 (St.L.) | 23 | 454 | 19.7 | 44 | 0 | 29 | 16 | 423 | 14.6 | 78t | 2 |
| 1997 (St.L.) | 1 | 14 | 14.0 | 14 | 0 | 34 | 20 | 247 | 7.3 | 43 | 0 |
| 1998 (St.L.) | 0 | 0 | 0.0 | -- | 0 | 40 | 25 | 415 | 10.4 | 71t | 1 |
| Totals | 24 | 468 | 19.5 | 44 | 0 | 103 | 61 | 1,088 | 10.5 | 78t | 3 |

Additional Stats: Rushing: 1997 (3-13, 4.3 avg., 6 LG, 0 TD); 1998, (2-9, 4.5 avg., 9 LG, 0 TD). Miscellaneous Tackles (4): 1996, 3; 1998, 1.

Career-Highs

Receptions: 8, twice (last time, at Chicago, 12/8/96)
Yards Receiving: 226, at Atlanta, 12/15/96
Long Reception: 77t, at Atlanta, 12/15/96
TDs: 3, at Atlanta, 12/15/96
Punt Returns: 5, 4 times (last time, vs. New Orleans, 9/6/98)
Punt Return Yards: 128, at Arizona, 9/29/96
Long Punt Return: 78t, vs. Atlanta, 11/10/96
Punt Return for TD: 1, 3 times (last time vs. Minnesota, 9/13/98)
Kickoff Returns: 3, 3 times (last time at Carolina, 10/13/96)
Kickoff Return Yards: 65, at Carolina, 10/13/96
Long Kickoff Return: 44, at Arizona, 9/29/96



SAMMY KNIGHT

Safety Year With Saints: 3 Year in NFL: 3
Ht: 6-0 Wt: 205 College: USC
Born: September 10, 1975 at Fontina, California
Joined Saints: Free Agent, 1997

PRO: Was signed by the Saints as an undrafted rookie free agent, 4/25/97. A converted linebacker, made smooth transition to safety at professional level. A hard-working, hard-hitting player, always finds the ball. Contract expired in 1998, subject to developments. **1998** — Saw action in 14 games on the season, starting 13. . . started games 1-2 and 5-15 at FS. . . did not start game 16, when the Saints began in a goal-line defense. . . posted 75 tackles on the year (62 solo), which was good for fourth on the team. . . also led the Saints with career-high six interceptions for 171 yards (28.5 return average) and two touchdowns. . . 28.5 average per return ranked fifth in the NFL in 1998. . . 171 return yards was third-best total in the NFL. . . interception total was tied for third-most in the NFC and tied for fourth-most in the NFL, and is tied for the fourth-most in a single season in team history. . . posted a 91-yard interception return at Minnesota, 11/8, the longest in the NFC in 1998, and the third-longest in team history, among his two interceptions on the day, the second time in his career he has snared two interceptions in a single game. . . that effort at Minnesota garnered him NFC Defensive Player of the Week nomination. . . he also returned an interception for a touchdown at Arizona, 12/20, giving him two interception returns for scores in the same season, making him just the fourth player in team history to accomplish that feat, and the first since 1984. . . he also recovered a fumble at Arizona, and again received NFC Defensive Player of the Week nomination. . . his 11 career interceptions ties him for 10th in team history. . . two fumble recoveries on the season was tied for third-most in the NFL. . . also had nine passes defended. . . posted 10 tackles (8 solo) at Arizona. . . had a season-high 9 solo tackles (9 total) in the season-opener at St. Louis, 9/6, along with one interception (8 yards). . . had four interceptions over a three-game stretch, posting one (26 yards) vs. Tampa Bay, 10/25; one (0 yards) at Carolina, 11/1; and two (98 yards) at Minnesota, 11/8. **1997** — Saw action in all 16 games on the year, starting the final 12, games 5-14 at FS, and games 15-16 at SS. . . led the team and all NFL rookies with five interceptions (75 yards). . . was third on the Saints with 84 tackles (67 solo), second with 12 passes defended and a fumble recovery. . . also posted nine tackles on special teams (all solo), which tied for third-best. . . proved to be a pleasant surprise, moving into starting lineup for game 5, at NY Giants, 9/28, at free safety, and started the next 10 contests at that position, before moving to starting strong safety for the final two games. . . tied for team-high and registered a season-high 11 tackles in his first NFL start, at NY Giants, 9/28 (seven solo), along with a 32-yard interception. . . followed up with team-high 10 tackles at Chicago, 10/5 (seven solo). . . had 10 tackles vs. San Francisco, 10/26 (nine solo). . . had a 39-yard interception at Oakland, 11/9, to preserve the Saints' victory, to go with his six tackles, one pass defended, and a fumble recovery. . . recorded a season-high two interceptions at Carolina, 11/30, one on the final play of the first half, on a "Hail Mary" play, to end the Panthers' scoring threat, and the other midway through the second quarter to stop another Panther scoring opportunity. . . had team-high nine tackles in home finale vs. Arizona, 12/14.

COLLEGE: Played four years for the Trojans. . . led USC as a senior linebacker with 121 total tackles, including 11 for loss. . . served as USC's co-captain his senior year and was named the team's MVP and most inspirational. . . first-team All-Pac 10 selection in 1996. . . switched to linebacker prior to '96 after starting two years at strong safety. . . led USC his junior season with 89 tackles including nine for loss. . . was third on the team with 65 tackles his sophomore season. . . majored in communications.

PERSONAL: Was a Parade All-American at Rubidoux High School in Riverside, Calif. . . played free safety, wide receiver and quarterback his senior year, and compiled 153 total tackles, 11 interceptions, five blocked

kicks, five forced fumbles and produced 483 yards and 12 touchdowns on 53 rushes for 9.1-yard average. . . had 30 tackles in one game. . . also earned letters in basketball and track. . . single. . . lives in River Ridge.

GAMES STARTED/PLAYED: (1997, 12/16); (1998, 13/14). Totals 25/30.

| Year | TACKLES | | | INTERCEPTIONS | | | |
|--------|---------|------|------|---------------|------|-----|----|
| | Tkl | Asst | Tot. | No. | Yds. | LG | TD |
| 1997 | 67 | 17 | 84 | 5 | 75 | 39 | 0 |
| 1998 | 62 | 13 | 75 | 6 | 171 | 91t | 2 |
| Totals | 129 | 30 | 159 | 11 | 246 | 91t | 2 |

Additional Stats: Passes Defensed (21): 1997, 12; 1998, 9. Fumble Recoveries (3): 1997, 1; 1998, 2.

Career-Highs

Tackles: 11, at New York Giants, 9/28/97
Solo Tackles: 9, twice (vs. San Francisco, 10/26/97; at St. Louis, 9/6/98)
Interceptions: 2, twice (at Carolina, 11/30/97; at Minnesota, 11/8/98)
Yards on Interceptions: 98, at Minnesota, 11/8/98
Long Return: 91t, at Minnesota, 11/8/98
Touchdowns: 1, twice (at Minnesota, 11/8/98; at Arizona, 12/20/98)



58

MARC LILLIBRIDGE

Linebacker Year With Saints: 2 Year in NFL: 2
Ht: 6-1 Wt: 245 College: Iowa State
Born: February 18, 1972 at Marion, Iowa
Joined Saints: Free Agent, 1998

PRO: Promising young linebacker. Signed by the Saints to a one-year, no option contract, 2/17/98. Waived/Injury Settlement, 8/25/98. Signed to Practice Squad, 12/9/98. Originally signed with Philadelphia as a rookie free agent in 1995 and was waived before the season. Attended the Buffalo Bills training camp in 1996, and was waived on 8/20/96. Signed by Miami to its practice squad on 9/3/96 and spent 12 games there until 14/4/96 when he was placed on the Practice Squad/Injured List because of a torn left. Attended Dolphins training camp in 1997, and was waived, 8/18/97. **1998** — Attended Saints training camp until being waived with an injury settlement, 8/25. . . was later signed to the Practice Squad, 12/9. **1997** — Started all ten games for the World League's Amsterdam Admirals and led team with 70 tackles. . . attended Miami Dolphins training camp. **1996** — After being waived by the Buffalo Bills in training camp, spent 12 games on the Miami Dolphins Practice Squad, until being placed on the Practice Squad/Injured List because of a torn left Bicep. **1995** — Attended Philadelphia Eagles training camp.

COLLEGE: Played three years for the Cyclones after transferring from Northeast Missouri State. . . compiled 88 tackles and was named honorable mention All-Big Eight after his senior season.

PERSONAL: Lettered in soccer and was an all-state nose tackle at Linn-Mar High School in Marion, IA.



21

EARL LITTLE

Defensive Back Year With Saints: 2 Year in NFL: 2
Ht: 6-0 Wt: 191 College: Miami
Born: March 10, 1973 at Miami, Florida
Joined Saints: Free Agent, 1997

PRO: Was originally signed by the Miami Dolphins as a rookie free agent, 4/24/97, and was waived, 8/24/97. Was signed by the Dolphins to their practice squad, 8/26/97, and released from the practice squad, 8/29/97. Was signed to the Saints practice squad, 10/1/97, where he spent the remainder of the 1997 season. Contract expired in 1998, subject to developments. **1998** — Saw action in all 16 games on the season, had no starts. . . majority of action came on special teams. . . finished third on the Saints with 12 special teams tackles (11 solo). **1997** — Was signed to the Dolphins practice squad, 8/26, and waived, 8/29, before being signed to the Saints

practice squad, 10/1, where he spent the remainder of the season.

COLLEGE: Played four years for the Miami Hurricanes after transferring from Michigan in January, 1993. . . started all 11 games at cornerback his senior year, compiling 61 tackles, two interceptions and seven passes defensed, and was named All-Big East.

PERSONAL: Earned all-state honors at North Miami Senior High School. . . is a Miami native.

GAMES STARTED/PLAYED: (1998, 0/16). Totals 0/16.



96

ROB LURTSEMA

Defensive Tackle Year With Saints: 2 Year in NFL: 2
Ht: 6-5 Wt: 276 College: Wisconsin
Born: October 28, 1974 at Burnsville, Minnesota
Joined Saints: Free Agent, 1998

PRO: Promising young defensive lineman. Signed by the Saints to a one-year, no-option contract, 7/24/98. Waived, 8/30. Signed to practice squad, 9/1. Place on injured/practice squad, 10/15. **1998** — Spent season on practice squad, until being placed on injured/practice squad, 10/15.

COLLEGE: Played two seasons for the Badgers, interrupting his football career to play college hockey. . . in 1997, recorded 16 tackles (nine solo), and three sacks, as a backup in 13 games, in his first football action since 1993. . . lettered as a true freshman in 1993, when the Badgers won the Rose Bowl. . . played in 11 games and made seven tackles, including a sack vs. UCLA. . . forced a fumble against the Bruins. . . left the football team to pursue a college hockey career. . . played three games at wing for the Badgers in 1995-96. . . rejoined the football squad in the spring of 1997. . . majored in history.

PERSONAL: Tom Lemming's Prep Football Report, Blue Chip, and Super Prep all-American at Burnsville H.S., in Burnsville, MN. . . USA Today honorable mention all-American. . . made "Best of the Midwest" team by Detroit News. . . first-team all-state by the Minneapolis Star Tribune. . . led school to Class 2A State title in 1991, when he had a career-best 126 tackles. . . hockey standout was also drafted by the Dallas Stars out of high school. . . father, Bob, played for the New York Giants, Minnesota Vikings, and Seattle Seahawks.



93

WAYNE MARTIN

Defensive Tackle Year With Saints: 11 Year in NFL: 11
Ht: 6-5 Wt: 275 College: Arkansas
Born: October 26, 1965 at Forrest City, Arkansas
Joined Saints: Draft Choice No. 1, 1989

PRO: Was the 19th player taken overall, and third defensive lineman in the 1989 draft behind Burt Grossman (San Diego) and Trace Armstrong (Chicago). Excellent athlete with speed and agility. Played end in the Saints' 3-4 scheme his first six years, before being moved to the under tackle spot in the 4-3 "over-under" defense in 1995. Has evolved into one of the most consistent and well-rounded defensive linemen in the NFL. Equally effective against both the run and the pass. 78 career sacks (518 yards lost) places him in second spot on the Saints' all-time list, and first among linemen. His 34.5 sacks from 1995-97 ranked third in the NFL during that span. Has had 16 multiple-sack performances in his career. Has started a club-record 128 consecutive games for the Saints, dating back to the first game of the 1991 season, which is tied for the third-longest current streak in the NFL. He has appeared in 155 career games with New Orleans, which ranks him 8th all-time with the Saints, passing Joel Hilgenberg, who had 142; Eric Martin, who had 143; Dave Waymer, who had 149; and Jim Dombrowski, who had 151, all in 1998. By appearing in all 16 games in 1999, Martin can move into 7th place all-time, surpassing Derland Moore, who saw action in 169 games from 1973 through 1985. Contract runs through 2000 with no option. **1998** — Started all 16 games for the Saints for the eighth consecutive season. . . all 16 starts came at LDT. . . tallied 46 tackles on the year (38 solo), three sacks (19 yards), tied a career-best with nine passes defensed and one fumble recovery. . . posted five tackles (four solo) in season-opener, at St. Louis, 9/6, which included a sack (9 yards), as well as three passes defensed. . . again had five tackles (all solo) at Atlanta, 10/18, which also included a sack (0 yards). . . had a season-high six tackles (all solo) at Minnesota, 11/8. . . posted his third sack of 1998 in the season finale, vs. Buffalo, 12/27 (10 yards). . . posted two passes

defended in two other contests, vs. New England, 10/4, and vs. Tampa Bay, 10/25. . . fumble recovery came in game two, vs. Carolina, 9/13. **1997** — A mainstay of the Saints defense, started all 16 games at left defensive tackle, and recorded his fourth straight double-digit total in sacks, and the fifth of his career. . . sack total of 10.5 (60 yards lost) led a Saints defense which ranked first in the NFL in that category in 1997. . . sack total tied for eighth in the NFC and ranked 11th in the NFL. . . tied for fifth on the team in tackles, with 63 (54 solo). . . also batted down seven passes, forced one fumble and recovered a fumble. . . matched a career-high with four sacks (15 yards) in victory vs. Detroit, 9/21, as part of his four-tackle performance, in which he also forced a fumble that led to the Saints second touchdown of the second quarter, part of a 21-point frame. . . that game was part of four consecutive games when Martin had at least a sack in each, and totaled 7.5 sacks during that stretch - at San Francisco, 9/14 (1-9 yds.), vs. Detroit, 9/21 (4-15 yds.), at NY Giants, 9/28 (1.5-10 yds.) and at Chicago, 10/5 (1-6 yds.). . . posted seven tackles in both the Giants and Bears contest. . . had a six-yard sack vs. Seattle, 11/16. . . had season-high nine tackles vs. St. Louis, 12/7, and a sack for seven yards. . . also posted a seven-yard sack the following week vs. Arizona, when he also recovered a second-quarter fumble at the Saints' 10-yard line to end a Cardinal scoring threat just before halftime. **1996** — Started all 16 games at left defensive tackle, was fourth on the team with a career-high 88 total tackles (73 solo). . . ranked first on the club and tied for ninth in the NFC with 11 sacks (84.5 yards lost). . . also batted down three passes, recovered a fumble and forced three, which tied for the team-lead. . . marked the third straight year and the fourth time in the last five years he has had double digits in sacks. . . was voted as an alternate to the Pro Bowl. . . at Cincinnati 9/15, marked the third straight game in which he had a sack, and moved him ahead of Frank Warren into third on the Saints' all-time sack list and first among linemen. . . against San Francisco 11/3, marked the 100th start of his NFL career, posted six tackles, all solo, including the Saints' only sack of the day, for a 12-yard loss. . . at Atlanta 11/17, marked the 91st straight game in which he started, tying Rickey Jackson's club record. . . eclipsed record the next week at Tampa Bay 11/24. . . at NY Giants 12/15, registered five tackles, including 2.5 sacks for 18.5 yards lost, the second-most of his career and the most sacks by a Saint since the third game of 1994. . . also forced a fumble. . . was named NFC Defensive Player of the Week for the second time in his career. **1995** — Although he did not make a return trip to the Pro Bowl, Wayne had perhaps the best all-around season of his career. . . started all 16 games at the under tackle spot in his first season as part of a 4-3 in his NFL career, and was the only member of the Saints' front seven to open all 16 contests. . . posted a career-high 77 total tackles (64 solo), which ranked third on the squad and first among linemen. . . 13 sacks, which marked the second-best output of his career, led the team and tied with Philadelphia's William Fuller for first in the NFC and second in the NFL. . . also had an interception, a fumble recovery, a forced fumble, and nine passes defended, which were second on the team. . . came up with six tackles and a pair of sacks in season-opener, vs. San Francisco 9/3. . . registered a season-high nine tackles, including two sacks, vs. Atlanta 9/17. . . in win over Rams, 11/5, the 100th game of his NFL career, tallied seven tackles, including two sacks, and was awarded a defensive game ball. . . earned a defensive game ball in victory vs. Carolina, 11/26, when he had five tackles, a sack and a forced fumble that led to a TD. . . also had two-sack efforts at Carolina, 10/22, and vs. Green Bay, 12/16. . . five multiple sack games marked a career-best. . . first career interception came at Giants, 9/24. **1994** — Turned in one of his most productive seasons in the NFL and was rewarded with his first Pro Bowl appearance. . . finished fourth on the team tackle chart and first among linemen with 73 (59 solo). . . was second on club and 8th in the NFC with 10 sacks for 59 yards lost. . . also forced a fumble and batted down six passes. . . tallied a pair of sacks in back-to-back weeks, at San Francisco 9/25 and vs. Giants 10/2. . . also had two sacks in season-ending win at Denver, 12/24. . . registered a season-high eight tackles (all solo) in win over Atlanta, 11/13, when he was awarded a game ball on defense. . . overall on the year, earned defensive game balls on five occasions. **1993** — Although sack total was down from previous season, continued to be Saints' most effective lineman. . . opened all 16 games at left end for third consecutive season. . . was eighth on team with 68 tackles, tied for third on club and first among linemen with five sacks. . . also recovered two fumbles, forced a fumble and knocked away three passes on the year. . . recorded a season-high eight stops, including a sack, in win at Phoenix 10/31. . . tallied seven tackles on three occasions. **1992** — Broke out to turn in the finest season of his four-year career to that point. . . started all 16 games at left end, led the club with 15.5 quarterback sacks, third in the NFC, third-most in club history, and most-ever by a Saints defensive lineman. . . became the first lineman to lead the Saints in sacks since Jumpy Geathers co-lead in 1986. . . finished fourth on the team tackle chart and first among linemen with 70 total stops, including a career-high 11 in season-opener, at Philadelphia 9/6. . . tied for fourth on team with a pair of fumble recoveries, led linemen with five passes defended and three forced fumbles, also recovered two fumbles. . . turned in first two-sack day of his career, at Detroit 10/4, the first of four straight games in which he had a sack. . . recorded two sacks vs. Miami 11/29, followed that up with a seven-tackle, four-sack performance vs. Atlanta 12/3. . . the four sacks tied a club-record, was the most by a player in the NFC in 1992, and earned him NFC Defensive Player-of-the-Week accolades. . . registered a sack in 10 of 16 contests. **1991** — Started all 16 games for first time in three-year career, opening at left end. . . third among defensive linemen with 22 tackles, led that group with three passes defended, second on the unit with 3.5 sacks (29.5 yards lost). . . blocked a John Kidd punt at San Diego 11/17 that was returned 37 yards for a touchdown by Frank Warren. . . recorded a sack in playoff game, vs. Atlanta 12/28. **1990** — Earned starting spot along

defensive front, opened the first seven contests at left end. . . sustained a broken fibula vs. Detroit 10/28 and was inactive the following three weeks. . . came back and started the next four games at left end, but sustained a partial tear of the medial collateral ligament in his knee on the first series, vs. Pittsburgh 12/16. . . spent the last two regular season games and the playoff contest at Chicago on injured reserve. . . tallied 30 tackles, four sacks, three passes defended and a forced fumble on the season. **1989** — Brought along slowly in rookie season, played in all 16 contests with increased action as the season wore on. . . tallied initial career sack in pro debut, vs. Dallas 9/10. . . made 18 stops on season, credited with three solo hits vs. Washington 10/1 and at Buffalo 12/10. . . 2.5 sacks were third among Saints' defensive linemen. . . batted down a pair of passes and recovered two fumbles.

COLLEGE: Started his final three seasons at defensive tackle, earning first team All-America accolades from The Sporting News, AP and UPI as a senior when he registered 13 sacks and 68 tackles, including 18 for loss. . . led the Razorbacks in sacks each season as a starter, ended career with 25.5 QB drops. . . holds degree in Criminal Justice.

PERSONAL: Was an All-America, all-state and all-district tight end and defensive end at Cross County High School in Cherry Valley, Arkansas. . . was the Saints' recipient of the 1991 Ed Block Courage Award. . . was the NFL's "Extra Effort" award winner for September of 1993, when he donated \$100,000 to help start up a transitional housing program through St. Vincent DePaul Society in New Orleans, an organization which assists the homeless in the city. . . the house, which helps single mothers get back on their feet, opened its doors during the 1995 season. . . brother, Jeff, is a former second-round draft choice of the Los Angeles Clippers of the NBA. . . married (Gladys) with son (Wayne, Jr.) and two daughters (Whitley and Wishawn). . . family resides in Cherry Valley, Arkansas. . . full name is Gerald Wayne Martin.

GAMES STARTED/PLAYED: (1989, 0/16); (1990, 11/11); (1991, 16/16); (1992, 16/16); (1993, 16/16); (1994, 16/16); (1995, 16/16); (1996, 16/16); (1997, 16/16); (1998, 16/16). Totals 139/155.

PLAYOFF GAMES STARTED/PLAYED: (1991, 1/1); (1992, 1/1). Totals 2/2.

| Year | TACKLES | | | SACKS | | FUMBLES RECOVERED | | |
|-----------------|---------|------|------|-------|------------|-------------------|-------|----|
| | Tkl | Asst | Tot. | No. | Yards Lost | No. | Yards | TD |
| 1989 | 13 | 5 | 18 | 2.5 | 11 | 2 | 0 | 0 |
| 1990 | 24 | 6 | 30 | 4 | 31 | None | | |
| 1991 | 21 | 1 | 22 | 3.5 | 29.5 | 1 | 0 | 0 |
| 1992 | 53 | 17 | 70 | 15.5 | 102 | 2 | 0 | 0 |
| 1993 | 55 | 13 | 68 | 5 | 33 | 2 | 0 | 0 |
| 1994 | 59 | 14 | 73 | 10 | 59 | None | | |
| 1995 | 64 | 13 | 77 | 13 | 89 | 1 | 0 | 0 |
| 1996 | 73 | 15 | 88 | 11 | 84.5 | 1 | 0 | 0 |
| 1997 | 54 | 9 | 63 | 10.5 | 60 | 1 | 0 | 0 |
| 1998 | 38 | 8 | 46 | 3 | 19 | 1 | 0 | 0 |
| Totals | 454 | 101 | 555 | 78 | 518 | 11 | 0 | 0 |
| Playoffs | | | | | | | | |
| 1991 | 1 | 1 | 2 | 1 | 14 | None | | |
| 1992 | 2 | 0 | 2 | None | | 1 | 0 | 0 |
| Totals | 3 | 1 | 4 | 1 | 14 | 1 | 0 | 0 |

Additional Stats: Interceptions: 1995, 1-12 yards. Passes Defended (50): 1989, 2; 1990, 3; 1991, 3; 1992, 5; 1993, 3; 1994, 6; 1995, 9; 1996, 3; 1997, 7; 1998, 9. Forced Fumbles (12): 1990, 1; 1991, 1; 1992, 3; 1993, 1; 1994, 1; 1995, 1; 1996, 3; 1997, 1. Blocked Kicks: 1991, 1 punt.

Career-Highs

Tackles: 11, at Philadelphia, 9/6/92

Solo Tackles: 8, at Philadelphia, 9/6/92

Sacks: 4, twice (vs. Atlanta, 12/3/92; vs. Detroit, 9/21/97)

Yards Lost: 18.5, at NY Giants, 12/15/96

LONGEST CURRENT NFL STARTING STREAKS

(as of end of 1998 season)

| Player | Team | Games |
|------------------------|--------------------|------------|
| 1. Dermontti Dawson | Pittsburgh | 164 |
| 2. Randall McDaniel | Minnesota | 154 |
| 3. WAYNE MARTIN | NEW ORLEANS | 128 |
| Tony Mayberry | Tampa Bay | 128 |
| Ken Norton | San Francisco | 128 |

SAINTS ALL-TIME QB SACK LEADERS

| Player | No. | Yards |
|----------------------------------|-----------|------------|
| 1. Rickey Jackson (1981-93) | 123 | 873 |
| 2. WAYNE MARTIN (1989-98) | 78 | 518 |
| 3. Pat Swilling (1986-92) | 76.5 | 629.5 |
| 4. Frank Warren (1981-89, 91-94) | 57 | 362 |
| 5. Jim Wilks (1981-93) | 49 | 354 |

SAINTS ALL-TIME LEADERS IN CONSECUTIVE GAMES STARTED

| | | |
|----|-----|--|
| 1. | 128 | WAYNE MARTIN (1991-98, current) |
| 2. | 91 | Rickey Jackson (1981 through 2nd game, 1987) |
| 3. | 90 | Jim Dombrowski (6th game, 1987 through 1992) |

SAINTS ALL-TIME LEADERS IN CONSECUTIVE GAMES PLAYED

| | | |
|----|-----|--|
| 1. | 147 | Jim Dombrowski (6th game, 1987 through 9th game, 1996) |
| 2. | 143 | Eric Martin (1985 through 1993) |
| 3. | 128 | WAYNE MARTIN (1991 through 1998, current) |
| 4. | 122 | Morten Andersen (6th game, 1987 through 1994) |
| 5. | 103 | Joe Federspiel (1973 through 1980) |

**59****KEITH MITCHELL**

Linebacker Year With Saints: 3 Year in NFL: 3

Ht: 6-2 Wt: 245 College: Texas A&M

Born: July 24, 1974 at Garland, Texas

Joined Saints: Free Agent, 1997

PRO: A promising young talent, Mitchell will again compete for a starting position in 1999. Was originally signed by the Saints as a rookie free agent, 4/25/97. Contract expired in 1998, subject to developments. **1998** — In his most extensive action as a professional, started 15 of the 16 games he saw action in on the year... only game he did not start was game 15, at Arizona, 12/20, when the Saints started in a dime defense... finished seventh on the Saints in tackles, with 66 (42 solo)... also posted 2.5 sacks for 20.5 yards... forced four fumbles, which was tied for third-best in the NFL... also recovered three fumbles, tied for second-best in the NFL, one of which he returned for a 63-yard score, vs. New England, 10/4, off his own force... posted a season and career-high nine tackles (six solo) at Miami, 11/29, and had one forced fumble... posted seven tackles vs. Tampa Bay, 10/25... recorded seven tackles (five solo) vs. Atlanta, 12/13, which included one sack for 13 yards... posted seven tackles again the following week, at Arizona, 12/20 (four solo). **1997** — Saw action in all 16 games, starting two... recorded 24 tackles on the year (20 solo), four sacks (23 yards lost) and a forced fumble... he also posted five special teams stops (all solo) on the year... started final two games of the season in place of an injured Richard Harvey, vs. Arizona, 12/14, when he recorded five tackles (three solo), and at Kansas City, 12/21, when he recorded four tackles (all solo)... had a four-yard sack at San Francisco, 9/21... also posted back-to-back games with an eight-yard sack, at Chicago, 10/5, and vs. Atlanta, 10/12... had a three-yard sack vs. St. Louis, 12/7 as part of his four-tackle day.

COLLEGE: Played four years and made 23 career starts for the Aggies... made 72 total tackles including 14.5 sacks his senior year, which earned him first-team All-American recognition from Football News and first-team All-Big 12 honors... second-team All-Southwest Conference pick for junior season... left A&M fourth-all time in career sacks, with 34... played in 1996 East-West Shrine Game... majored in agribusiness.

PERSONAL: Compiled 20 sacks as a senior at Lakeview High School in Garland, Texas... single... born Clarence Marquis "Keith" Mitchell.

GAMES STARTED/PLAYED: (1997, 2/16); (1998, 15/16). Totals 17/32.

| | TACKLES | | | SACKS | |
|--------|---------|-------|------|-------|------------|
| | Tkl | Asst. | Tot. | No. | Yards Lost |
| 1997 | 20 | 4 | 24 | 4 | 23 |
| 1998 | 42 | 24 | 66 | 2.5 | 20.5 |
| Totals | 62 | 28 | 90 | 6.5 | 43.5 |

Additional Stats: Forced Fumbles (4): 1998, 4. Fumble Recoveries (3): 1998, 3. Special Teams Tackles: 1997 (5), 1998, (1).


Career Highs

Tackles: 9, at Miami, 11/29/98

Solo Tackles: 6, at Miami, 11/29/98

Sacks: 1, 6 times (most recently, vs. Buffalo, 12/27/98)

Yards Lost: 13, vs. Atlanta, 12/13/98



50

KEVIN MITCHELL

Linebacker Year With Saints: 2 Year in NFL: 6

Ht: 6-1 Wt: 250 College: Syracuse

Born: January 1, 1971 at Harrisburg, Pennsylvania

Joined Saints: Unrestricted Free Agent (San Francisco), 1998

PRO: Was originally selected by 49ers in the second round of the 1994 Draft. Signed as an unrestricted free agent with the Saints on 2/20/98. Contract runs through 1999 with no option. **1998** — Started and played in career-best eight games on the year. . . posted a career-high 56 total tackles (31 solo), which included 2.5 sacks (9.5 yards lost). . . also forced two fumbles on the season, and posted one pass defended. . . was inactive for eight games on the year. . . posted double-digit tackles three times on the year, including a career-best 11 (six solo) vs. San Francisco, 10/11. . . had a career-best seven solo tackles as part of his 10 total tackles, vs. Tampa Bay, 10/25. . . also posted 10 tackles (five solo) at Indianapolis, 9/27. . . missed game four, games 9-12, and games 14-16. **1997** — Played in all 16 games for the 49ers, registering a then-career-high 40 total tackles. . . in extensive special teams duty, tallied 29 tackles, 20 solo. . . recorded a forced fumble at St. Louis, 9/7. . . posted season-high six tackles, including two on special teams vs. Atlanta, 9/21. . . had two special teams tackles in NFC Divisional Playoff Game versus Minnesota 1/3, and one versus Green Bay 1/11. **1996** — Played in 12 games and started three during the regular season. . . finished with 31 tackles, one sack, and one pass defended. . . made eight special teams tackles. . . missed four games with a right hip injury. . . made first career start and had four tackles and a pass defended versus Saints, 9/1. . . posted a career-high nine tackles (six solo), and his first career sack against Baltimore, 11/17. . . made the second start of his career and finished with five tackles and a fumble recovery vs. St. Louis, 9/8. . . set up a first quarter touchdown with a forced fumble at Pittsburgh, 12/15. . . played in both NFC Playoff games. **1995** — Played in 15 regular season games. . . was second on the team with 12 special teams tackles and added five stops from scrimmage. . . recorded three special teams tackles in the home-opener vs. Atlanta, 9/10. . . logged a season-high 24 plays from scrimmage at line-middle linebacker and produced two solo tackles and a pass defended at St. Louis 10/22. . . saw duty at line-backer and made two solo tackles at Miami 11/20. . . made a tackle on special teams in the NFC Divisional Playoff vs. Green Bay 1/6. **1994** — Played 16 games and posted 22 total tackles. . . made a team-high 16 special teams stops. . . credited with three special teams hits at Washington 11/6. . . recorded two tackles and a pass defended from scrimmage vs. Atlanta 12/4. . . contributed three solo tackles and one special teams stop in the Divisional Playoff against Chicago 1/7. . . credited with a special teams stop against San Diego in Super Bowl XXIX 1/29.

COLLEGE: Started every game of his college career (48 games) at Syracuse, earning honorable mention All-America and first-team All-Big East Conference honors as a junior and senior, after receiving second-team honors his first two years. . . finished his career ranked third in school history with 21 sacks. . . played both nose guard and middle linebacker at various times during his collegiate playing days. . . earned a bachelor's degree in sociology.

PERSONAL: Attended Harrisburg High, where he was an all-state offensive guard and a second-team selection as a linebacker. . . also lettered in basketball. . . single. . . splits his time between Santa Clara, CA and Harrisburg, PA. . . full name is Kevin Danyelle Mitchell.

GAMES STARTED/PLAYED: (1994, 0/16); (1995, 0/15); (1996, 3/12); (1997, 0/16); (1998, 8/8). Totals 11/67.

PLAYOFF GAMES STARTED/PLAYED: (1994, 0/3); (1995, 0/1); (1996, 0/2); (1997, 0/2). Totals 0/8.

| | TACKLES | | | SACKS | |
|----------------------|---------|-------|------|-------|------------|
| | Tkl | Asst. | Tot. | No. | Yards Lost |
| 1994 (San Francisco) | 19 | 3 | 22 | 0 | 0 |
| 1995 (San Francisco) | 12 | 3 | 15 | 0 | 0 |
| 1996 (San Francisco) | 24 | 7 | 31 | 1 | 9 |
| 1997 (San Francisco) | 24 | 16 | 40 | 0 | 0 |
| 1998 | 31 | 25 | 56 | 2.5 | 9.5 |
| Totals | 110 | 54 | 164 | 3.5 | 18.5 |

Playoffs

| | Tkl | Asst. | Tot. | No. | Yards Lost |
|--------|-----|-------|------|-----|------------|
| 1994 | 5 | 0 | 5 | 0 | 0 |
| 1995 | 1 | 0 | 1 | 0 | 0 |
| 1996 | 0 | 0 | 0 | 0 | 0 |
| 1997 | 0 | 0 | 0 | 0 | 0 |
| Totals | 6 | 0 | 6 | 0 | 0 |

Additional Stats: Passes Defensed (7): 1994, 1; 1995, 1; 1996, 1; 1997, 3; 1998, 1. Forced Fumbles (4): 1996, 1; 1997, 1; 1998, 2. Special Teams Tackles: 1994 (16), (2); 1995 (12), (1); 1996 (8); 1997 (29) (3)

Career Highs

Tackles: 11, vs. San Francisco, 10/11/98

Solo Tackles: 7, vs. Tampa Bay, 10/25/98

Sacks: 1, 3 times (vs. Baltimore, 11/17/96; at St. Louis, 9/6/98; vs. Tampa Bay, 10/25/98)

Yards Lost: 9, vs. Baltimore, 11/17/96



25

ALEX MOLDEN

Cornerback Year With Saints: 4 Year in NFL: 4

Ht: 5-10 Wt: 190 College: Oregon

Born: August 4, 1973 at Detroit, Michigan

Joined Saints: Draft Choice No. 1, 1996

PRO: The selection of Alex Molden represented the first time in their 31-year history that the Saints have chosen a defensive back in the first round. Molden is just the second player that the Saints have selected from Oregon. Molden was the first defensive back selected in the draft, with the 11th overall selection. A superior athlete with excellent speed, leaping ability and instincts, Molden excels in bump-and-run technique. Contract runs through 2002 with no option. **1998** — Started 15 of 16 games at LCB. . . posted 62 tackles (54 solo) on the year, and also recorded two interceptions (35 yards). . . 15 passes defensed led Saints. . . also forced two fumbles on the season. . . did not start game 16, vs. Buffalo, 12/27, when the Saints began in a goal line package. . . posted a season-high eight tackles (all solo) vs. San Francisco, 10/11. . . tied season-high with eight tackles (seven solo) vs. Atlanta, 12/13. . . recorded a career-best five passes defensed, vs. Tampa Bay, 10/25. . . posted first interception of the season vs. New England, 10/4 (11 yards). . . second interception of season came vs. St. Louis, 11/15, good for career-best 24 yard return. . . forced fumble, vs. Dallas, 12/6, which stopped a Cowboys drive, and allowed the Saints to capitalize on the next series with an 89-yard TD pass. . . forced fumble at Arizona, 12/20, at the Saints one-yard line, which was recovered in the end zone by the Saints, halting a Cardinals scoring opportunity. **1997** — In his first year as a full-time starter, started 15 of 16 games at LCB. . . tackle total of 69 (57 solo) was good for fourth on the squad. . . took advantage of the Saints' blitz scheme, as he led all NFC cornerbacks with four QB sacks (36 yards lost). . . led the Saints with 13 passes defensed. . . also forced three fumbles and recovered two others, which tied for first on the team. . . Molden posted his first sack of the season (four yards) in the opener at St. Louis, 8/31, along with three tackles and three passes defensed. . . had six tackles in games at San Francisco, 9/14 (five solo), when he also forced a fumble and recovered another, and vs. Detroit, 9/21 (four solo), when he also had two passes defensed. . . posted his second sack of the season the following week at NY Giants, 9/28 (14 yards), as part of his five tackle (four solo), one pass defensed and one forced fumble day. . . had eight tackles (seven solo) vs. Carolina, 10/19 with one pass defensed. . . had another sack (nine yards) at Oakland, 11/9, and a career-high 10 tackles (all solo) and a nine-yard sack at Carolina, 11/30. . . posted his third forced fumble of the season vs. St. Louis, 12/7. **1996** — Was inactive for each of the first two games with a sprained ankle sustained in the final preseason game. . . served as the nickel back each of the final 14 games, which included two starts. . . was credited with 21 total tackles, 17 of them solo. . . tied for third on the team with two interceptions, which are the most by a Saints rookie since 1991. . . recorded two sacks for 27 yards lost, and three passes defensed on the year. . . also recorded two tackles on special teams. . . at Atlanta 11/17, registered six tackles, all solo, and the first interception of his career. . . at St. Louis 12/21, registered four tackles, including his only two sacks of the year.

COLLEGE: Started 10 games at cornerback his senior season and registered 44 tackles, three INTs and nine passes defensed. . . was named a first-team All-Pac 10 choice and a second-team All-America. . . was coached his senior season by former Dallas Cowboys defensive back Charlie Waters, who was Oregon's defensive coordinator/secondary coach. . . played in the East-West Shrine Game. . . opened 42 of 44 games in his four-year

career, all at left cornerback. . . posted 189 tackles, 10 interceptions and 55 passes defended. . . his first three years at Oregon, was coached by St. Louis head coach Rich Brooks. . . was a first-team all-conference pick as a junior when he was credited with a career-high 51 tackles, three INTs and 16 passes defended. . . sustained torn knee ligaments in the Independence Bowl following his freshman year. . . was a Freshman All-America selection in 1992. . . earned degree in Psychology.

PERSONAL: Was an All-State Class 5A first-team pick at Sierra High School in Colorado Springs, Colorado. . . in addition to playing defensive back, also saw action at tailback and as a punt returner. . . while in high school attended a summer football camp in Greeley, Colorado run by Sam Pagano, father of former Saints defensive assistant John Pagano. . . as a junior in high school, was named MVP of the camp. . . off the field likes to read, bowl and play chess. . . donated \$5,000 to Boys and Girls Club of New Orleans and \$5,000 to his hometown Boys and Girls Club in Colorado. . . also contributes \$1,000 per interception to both clubs. . . married (Christin), with two sons (Isaiah and Elijah). . . full name is Alex M. Molden.

GAMES STARTED/PLAYED: (1996, 2/14); (1997, 15/16); (1998, 15/16). Totals 32/46.

| Year | TACKLES | | | INTERCEPTIONS | | | |
|--------|---------|------|------|---------------|------|----|----|
| | Tkl | Asst | Tot. | No. | Yds. | LG | TD |
| 1996 | 17 | 4 | 21 | 2 | 2 | 2 | 0 |
| 1997 | 57 | 11 | 68 | 0 | 0 | 0 | 0 |
| 1998 | 54 | 8 | 62 | 2 | 35 | 24 | 0 |
| Totals | 130 | 23 | 153 | 4 | 37 | 24 | 0 |

Additional Stats: Sacks (6): 1996, 2-27 yards lost; 1997, 4-36 yards lost. Passed defended (31): 1996, 3; 1997, 13; 1998, 15. Forced Fumbles (5): 1997, 3; 1998, 2. Fumbles Recovered (2): 1997, 2.

Career Highs

Tackles: 10, at Carolina, 11/30/97

Solo Tackles: 10, at Carolina, 11/30/97

Interceptions: 1, 4 times (at Atlanta, 11/17/96; at NY Giants, 12/15/96; vs. New England, 10/4/98; vs. St. Louis, 11/15/98)

Yards on Interceptions: 24, vs. St. Louis, 11/15/98

Long Return: 24, vs. St. Louis, 11/15/98



65

CHRIS NAEOLE

Guard Year With Saints: 3 Year in NFL: 3

Ht: 6-3 Wt: 313 College: Colorado

Born: December 25, 1974 at Kailua, Hawaii

Joined Saints: Draft Choice No. 1, 1997

PRO: The selection of Chris Naeole with the 10th overall selection in 1997 represented the first time that a guard had been drafted in the top 10 since 1983 (Chris Hinton, no. 4 - Denver; Bruce Matthews, no. 9 - Houston). It also represented the earliest that the Saints have selected a guard since 1972 (Royce Smith, Georgia, no. 8 overall) and marked just the fourth time in the Saints' 31-year history that a guard was selected in the first round (John Shinnners, Xavier, 1969; Royce Smith, Georgia, 1972; Kurt Schumacher, Ohio State, 1975). Naeole was selected with a choice obtained from the Oakland Raiders in exchange of draft choices. Regarded as an excellent trap blocker, also possesses excellent speed and power. Contract runs through 2001 with no option. **1998** — In his first full season as a professional, was one of just two players on offense to start all 16 games (TE Cameron Cleeland) and just one of five players on the Saints team. . . all starts came at the RG position. . . posted one tackle on an interception return, at San Francisco, 11/22. . . also recovered one fumble, at Arizona, 12/20. **1997** — Following a knee injury during training camp that sidelined him until after the start of the regular season, Naeole was inactive for the first contest of the season. . . saw limited action at right guard vs. San Diego, 9/7, at San Francisco, 9/14, at Detroit, 9/21, and at NY Giants, 9/28. . . sustained an ankle injury in the Giants contest, and was inactive at Chicago, 10/5, and vs. Atlanta, 10/12, before being placed on I/R, 10/17.

COLLEGE: Recorded 58 knockdowns with 30 downfield blocks and 16 touchdown-resulting blocks as a fifth-year senior at Colorado. . . participated in 760 plays, allowing no sacks and only one pressure after starting all 11 games at right guard. . . was the recipient of the John Mack Award, given to the Most Outstanding Offensive

Player on the team. . . was also All-American first-team selection by The NFL Draft Report, Football News, Associated Press, American Football Coaches Association and Walter Camp, adding second-team honors from The Sporting News. . . All-Big Twelve Conference first-team pick. . . as a junior, was an All-American second-team selection by The NFL Draft Report. . . unanimous All-Big Eight Conference first-team pick after starting every game at right guard. . . on the field for 688 plays as he allowed only two pressures while not giving up a sack for a team ranked sixth in the nation, averaging 486.6 yards per game in total offense and eighth in passing offense (297.2 yards/game). . . as a sophomore, was an Associated Press All-Big Eight Conference second-team selection after starting every game at right guard, participating in a team-high 726 plays, allowing only one sack and three QB pressures. . . as a freshman, saw action in eight games, at both the guard and tackle positions. . . redshirted as a freshman. . . graduated with a 3.0 GPA in sociology. . .

PERSONAL: Was an All-America first-team selection by Tom Lemming's Prep Football Report, adding second-team accolades from Blue Chip Report and honorable mention from USA Today as a senior at Kahuka (Kaaava, Ha.) High. . . All-Far West pick by Super Prep Magazine. . . two-way tackle, making 56 tackles with five sacks, eight passes deflected, four forced fumbles and three fumble recoveries his senior year. . . earned two letters in football and one in wrestling. . . twice named to the school's honor roll. . . graduated with a 3.0 average. . . married (Tara) with a daughter (Azure Ke'alahilani) and a son (Christian Kaiwikani). . . full name is Chris Kealoha Naeole.

GAMES STARTED/PLAYED: (1997, 0/4); (1998, 16/16). Totals 16/20.



33

WILMONT PERRY

Running Back Year With Saints: 2 Year in NFL: 2

Ht: 6-1 Wt: 235 College: Livingstone

Born: February 24, 1975 at Franklinton, North Carolina

Joined Saints: Draft Choice No. 5, 1998

PRO: Was selected by the Saints in the fifth round of the 1998 NFL Draft (132nd overall), marking the first time the Saints have selected a player from Livingstone. A powerfully built runner, possesses good vision and acceleration. Contract runs through 2000 with no option. **1998** — Saw action in six games on the year, starting two. . . dressed, but did not play for two others and was inactive for eight contests. . . finished year with 30 carries for 122 yards (4.1 avg.), with a long of 19. . . also caught one pass for two yards. . . posted one special teams tackle. . . was inactive for games 1-6, and games 9-10. . . dressed, but did not play in game 7 and game 11. . . first NFL action came in game 8, at Carolina, 11/1. . . first NFL start came vs. Atlanta, 12/13, when the Saints began in a single-back formation. . . also started season finale, vs. Buffalo, 12/27, when he responded with his best day as a professional, rushing for 45 yards on nine carries (5.0 avg.), with a long of 19, which tied his season-best. . . rushed for a career-best 12 times vs. Dallas, 12/6, gaining 38 yards.

COLLEGE: Consensus All-American first-team choice as a senior. . . All-Central Intercollegiate Athletic Association first-team pick & Offensive Player of the Year. . . Spirit Award finalist, given to the Black College Player of the Year. . . ranked fourth in the nation with 177.0 yards rushing and 186.2 all-purpose yards per game. . . gained 1,770 yards with 20 touchdowns on 195 carries (9.1 avg.). . . his 1,770 yards rank third on the CIAA season-record list. . . his 9.1-yard average broke the Division II season-record of 8.6 yards per attempt, set in 1992. . . All-CIAA and Co-Offensive Player of the Year, Pigskin Classic Offensive Player of the Year as a junior. . . Sports Management & Business Administration major.

PERSONAL: Two-time All-Capital Area Conference and All-Wake Weekly All-Star choice as a running back and linebacker at Garner (Franklinton, N.C.) High. . . All-State pick as a senior. . . full name is Wilmont Darnell Perry.

GAMES STARTED/PLAYED: (1998, 2/6). Totals 2/6.

**37****DINO PHILYAW**

Running Back Year With Saints: 1 Year in NFL: 3
 Ht: 5-10 Wt: 205 College: Oregon
 Born: October 30, 1970 at Dudley, North Carolina
 Joined Saints: Free Agent, 1999

PRO: An elusive runner who can contribute on special teams. Signed by the Saints to a one-year, no option contract, 2/23/99. Was with St. Louis in 1997, but released prior to the regular season. Played for Carolina from 1995-96, after being signed from New England practice squad. Originally sixth round pick (195th overall) in 1995 NFL Draft by New England. **1996** — Played in ten games in 1996, primarily on special teams, notching three special teams tackles. . . after seeing no action in the Panthers first five contests, rushed for nine times for 22 yards and a touchdown against St. Louis, 10/13. . . only other action on offense came against the Giants, 11/10, with three carries for 16 yards. **1996** — Saw action in one game for the Panthers. . . returned a kickoff for 23 yards versus Indianapolis.

COLLEGE: Was a key contributor in Oregon's push to the Rose Bowl in 1994, leading the Pac-10 with 11 touchdowns, and ranking sixth among the conference's leading scorers. . . led Oregon with 716 yards on 181 carries. . . spend two years at Taft (CA) Junior College and was rated as one of the top 20 junior college prospects by Super Prep magazine. . . psychology major.

PERSONAL: Attended Southern Wayne High School in Dudley, NC. . . was an all-state selection in football while lettering in wrestling and baseball. . . following high school, was drafted by the Cleveland Indians and spent two years in their minor league system before enrolling in junior college. . . single. . . lives in Eugene, OR

GAMES STARTED/PLAYED: (1996, 0/10), (1995, 0/1). Totals 0/11

**75****JULIAN PITTMAN**

Defensive Tackle Year With Saints: 2 Year in NFL: 2
 Ht: 6-4 Wt: 294 College: Florida State
 Born: April 22, 1975 at Niceville, Florida
 Joined Saints: Draft Choice No. 4b, 1998

PRO: Was selected by the Saints as the second of two fourth round picks in the 1998 NFL Draft (99th overall). Possesses good quickness and versatility, has experience at every position along the defensive line. Contract runs through 2000 with no option. **1998** — Saw action in just two games on the year. . . dressed, but did not play for another contest. . . was designated inactive for eight games on the season. . . was on the roster exempt list from 10/30 - 11/30. . . posted two tackles on the season, both assisted tackles. . . first NFL action came at Atlanta, 10/18, when he recorded an assisted tackle. . . again saw action at Arizona, 12/20, when he recorded an assisted tackle.

COLLEGE: Posted 127 tackles (65 solo) in his four-year career at Florida State. . . as a senior, started the last three games at nose guard and added seven stops (5 solo) with a pair of stops behind the line of scrimmage in a 31-14 victory over Ohio State in the Sugar Bowl. . . appeared in every game as a junior, recorded 53 tackles (29 solo) with a sack and eight stops for losses. . . political science major.

PERSONAL: Was a Super Prep, Blue Chip Illustrated & USA Today All-American choice at Niceville (Fla.) High. . . named Panhandle Defensive Player of the Year by the Pensacola News Journal & Class 5A All-State as he recorded 83 tackles with four sacks, four forced fumbles, two fumble recoveries and an interception in his final year.

GAMES STARTED/PLAYED: (1998, 0/2). Totals 0/2.

**83****KEITH POOLE**

Wide Receiver Year With Saints: 3 Year in NFL: 3
 Ht: 6-0 Wt: 193 College: Arizona State
 Born: June 18, 1974 at San Jose, California
 Joined Saints: Draft Choice No. 4b, 1997

PRO: Was selected by the Saints in the fourth round of the 1997 NFL Draft (116th overall), with the second of their selections in that round. Possesses breakaway speed combined with toughness and good hands. 21.7 yards per catch career average entering 1999 season ranks him first among active NFL players and 11th all-time in NFL history. Contract runs through 1999 with no option. **1998** — Saw action in 15 games on the year, starting four. . . starts came in games 8-11. . . had his most productive season as a professional, catching 24 passes for 509 yards (21.2 avg.), with two touchdowns. . . had most prolific day of any Saints receiver on the season, at Atlanta, 10/18, with 154 yards on just three receptions, (51.3 avg.), which included two touchdowns, a 64-yarder and a career-best 82 yarder. . . 154-yard total marked the ninth-best receiving day in team history. . . posted career-best five receptions for 90 yards (18.0 avg.), with a long of 42 at Carolina, 11/1. . . caught two passes for 64 yards vs. Tampa Bay, 10/25. **1997** — Saw limited action in his rookie campaign, seeing action in three games on the year. . . was inactive for games 1-11, and game 13. . . saw first action of NFL career at Atlanta, 11/23, but had no stats. . . did not play in game 14, but responded with a 49-yard grab vs. Arizona, 12/14, his first NFL reception the following week. . . in the season finale at Kansas City, 12/21, marked the first time all season that a Saints' receiver had two touchdown receptions in the same game, hauling in a 32-yard score and a 14-yarder, as part of his three reception, 49-yard effort. . . also posted one special teams tackle on the year.

COLLEGE: Had at least one reception in the Sun Devils' last 33 games. . . left Arizona State tied with Doug Allen (1981-84) on the Sun Devils' career-record chart with 25 touchdown receptions. . . his 139 receptions rank fourth and 2,681 yards receiving ranked third in Sun Devil annals. . . in 1996 was an All-PAC 10 Conference first-team pick after hauling in 46 passes for 857 yards (18.6 avg.) and 11 TDs in 10 starts at flanker. . . was a semi-finalist for the Biletnikoff Award, given to the nation's top receiver. . . reception total ranked him fourth in the PAC-10. . . yardage total was good for second in the PAC-10. . . was an All-PAC 10 Conference first-team pick in 1995, ranking second in the conference and 14th in the nation with an average of 94.18 yards receiving per game. . . fourth in the PAC 10 with 55 receptions, good for 1,036 yards (18.8 avg.) and seven TDs. . . ranked third on the team in 1994 with 31 catches for 669 yards (21.6 avg.) and led the squad with six touchdowns. . . lined up at slotback in 1993 as he made seven receptions for 199 yards (17.0 avg.) and a touchdown. . . red-shirted in 1992. . . majored in family resources and human development.

PERSONAL: Was a two-time All-North Yosemite League selection, adding All-American honorable mention, All-Northern California, All-Valley and All-State first-team as a senior during his three-year career at Clovis (Cal.) High. . . team captain, catching 61 passes for 1,708 yards (28.0 avg.) with 23 touchdowns and set a state record with 373 yards receiving in one game as a senior. . . hauled in 34 passes for 884 yards (28.5 avg.) and 13 scores as a junior. . . also lettered in baseball, finishing 15th in the league in batting average. . . full name is Keith Robert Strohmaier Poole.

GAMES STARTED/PLAYED: (1997, 0/3); (1998, 4/15). Totals 0/18.

| Year | No. | Yards | RECEIVING | | |
|--------|-----|-------|-----------|-----|----|
| | | | Avg. | LG | TD |
| 1997 | 4 | 98 | 24.5 | 49 | 2 |
| 1998 | 24 | 509 | 21.2 | 82t | 2 |
| Totals | 28 | 607 | 21.7 | 82t | 4 |

Career-Highs

Receptions: 5, at Carolina, 11/1/98

Yards Receiving: 154, at Atlanta, 10/18/98

Long Reception: 82t, at Atlanta, 10/18/98

TDs: 2, twice (at Kansas City, 12/21/97; at Atlanta, 10/18/98)



64

TROY RIDGLEY

Defensive Tackle Year With Saints: 2 Year in NFL: 2

Ht: 6-3 Wt: 300 College: Notre Dame

Born: October 28, 1970 at Ambridge, Pennsylvania

Joined Saints: Free Agent, 1998

PRO: Defensive tackle returns after missing 1998 with torn anterior cruciate ligament in left knee. Signed as a free agent with the Saints, 4/30/98. Place on injured reserve, 8/18/98. Signed to a one year contract, 4/23/99/ signed by Kansas City as a rookie free agent, 7/15/93. waived by the Chiefs, but signed to their practice squad, 11/12/93. Contract runs through 1999 with no option. **1998** — Missed entire season with torn anterior cruciate ligament in left knee, which was injured in training camp scrimmage with Chicago Bears. **1993** — After being waived in training camp, was signed to Kansas City Chiefs practice squad, 11/12/93.

COLLEGE: Played three (1988-89, 1991) years for the Fighting Irish, where he was originally a linebacker before switching to defensive tackle as a sophomore. . . recorded 73 tackles in his career. . . started against Colorado in 1990 Orange Bowl and made nine tackles, including one at the goal line to stop a fake field goal attempt. . . majored in marketing.

PERSONAL: Was a Parade prep all-American at Ambridge Area High School. . . married (Tammy).



77

WILLIAM ROAF

Tackle Year With Saints: 7 Year in NFL: 7

Ht: 6-5 Wt: 312 College: Louisiana Tech

Born: April 18, 1970 at Pine Bluff, Arkansas

Joined Saints: Draft Choice No. 1a, 1993

PRO: Selected by the Saints in the first round (8th player overall, 1st offensive lineman) of the 1993 draft with a choice obtained from Detroit for LB Pat Swilling. Is the first player from a Louisiana college ever taken by the Saints in the first round, and the first player the Saints have ever drafted from Louisiana Tech. Possesses excellent combination of size, strength and quickness. After playing all year at right tackle in his rookie season, was moved to the left side in 1994. Has evolved into one of the best tackles in the league. From 1993-96, had a string of 57 consecutive games in which he started, which ran through the ninth game of 1996. Has been named to five consecutive Pro Bowls, all as a starter, making him the only player in Saints history to have been named to the team five consecutive years. He trails only LB Rickey Jackson and K Morten Andersen as the only Saints players to have been selected six times. With action in eight games in 1999, Roaf can become the 29th player in team history to have seen action in 100 contests. Contract runs through 2003 with no option. **1998** — Made his fifth consecutive trip to the Pro Bowl, all as a starter, making him the only player in Saints history to be named five consecutive years. . . started all 15 games he saw action in on the year. . . was inactive for just one contest in 1998, at Carolina, 11/1, after undergoing an arthroscopy of the knee. . . returned to the starting lineup for the very next contest, at Minnesota, 11/8. **1997** — Made his fourth consecutive trip to the Pro Bowl, as a starter, making him only the fourth Saints player to be selected to that many consecutive games. . . started all 16 contests at the left tackle position, and participated in every offensive play for the fourth year of his NFL career. . . was one of only five offensive players to have started every game of the season. . . continued his dominance at left tackle as he provided a stabilizing force to an offense that saw a variety of changes at quarterback and running back. . . also posted five tackles on the year following turnovers. **1996** — Made his third consecutive trip to the Pro Bowl after suffering a partial tear of the media collateral ligament in his knee against San Francisco 11/3. . . is the fifth Saint to be selected to the Pro Bowl three or more straight years. . . started each of the first nine games at left tackle and did not miss an offensive snap through the first eight. . . sustained a partial MCL tear. . . was inactive for three contests, games 10-12. . . overall, started all 13 games in which he played. . . against San Francisco 11/3, injury sustained ended a streak of 3,392 straight offensive plays in which Roaf had participated. . . had not missed a snap in his NFL career prior to that. . . against Houston 11/10, was declared inactive, ending a streak of 57 straight games in which he had played and started. . . streak was the longest of any Saints offensive player. **1995** — Made his second consecutive trip to the Pro Bowl, the first offensive lineman in team history to be voted more than once. . . started all 16 games at left tackle and was in for every offensive play. . . was selected to virtually every All-Pro team. . . was also the NFL Alumni Association's Offensive Lineman-of-the-Year. . . was awarded an offensive game ball in win over Carolina, 11/26. **1994** — Became just the fourth offensive lineman and first tackle in club history to be voted to

the Pro Bowl. . . was a consensus first-team All-Pro choice, as well as the NFLPA's NFC Offensive Lineman-of-the-Year. . . started all 16 games at left tackle and did not miss an offensive snap for the second straight year. . . was awarded offensive game balls in wins vs. Atlanta 11/13, at Atlanta 12/11 and at Denver 12/24. **1993** — Started all 16 games at right tackle and did not miss an offensive snap. . . was one of only two linemen to open all 16 contests. . . was the first Saints rookie to start all 16 games since CB Robert Massey in 1989, and the first Saints rookie offensive lineman to open every regular season game since G Brad Edelman started all nine in 1982. . . was awarded an offensive game ball in win at Rams, 10/3, as Saints totaled 359 yards of total offense, including 154 on the ground (4.8 avg.). . . was voted to every all-rookie team.

COLLEGE: Was a finalist for the Outland Trophy his senior season, when he yielded just one sack in his only year at right tackle. . . was an All-Southern Independent choice as a junior when he started every game at left tackle, also started every contest at left tackle as a sophomore. . . was coached at Tech by former Eagles and Saints offensive lineman Pete Perot. . . played in the Hula Bowl and the East-West Shrine Game. . . majored in sociology.

PERSONAL: Was an all-district choice in football, and was the power forward on the basketball team at Pine Bluff (Arkansas) High School. . . ran for a touchdown on a tackle-eligible play in his senior year. . . father is a dentist in Pine Bluff, and mother is a member of the Arkansas State Supreme Court. . . as a seventh-grader, worked as a page in the Arkansas State Capitol in Little Rock for President Bill Clinton, then Governor of Arkansas. . . in 1998, purchased 40 season tickets for youth-at-risk in the New Orleans area, giving 200 local youth the opportunity to see the Saints in action. . . single. . . resides in Kenner. . . full name is William Layton Roaf.

GAMES STARTED/PLAYED: (1993, 16/16); (1994, 16/16); (1995, 16/16); (1996, 13/13); (1997, 16/16); (1998, 15/15). Totals 92/92.



95

AUSTIN ROBBINS

Defensive Tackle Year With Saints: 4 Year in NFL: 6

Ht: 6-6 Wt: 290 College: North Carolina

Born: March 1, 1971 at Washington, D.C.

Joined Saints: Trade (Oakland), 1996

PRO: A young lineman with a great deal of strength. Acquired by the Saints from Oakland, 8/25/96, in exchange for an undisclosed draft choice. Originally the fourth-round draft choice of the Raiders in 1994 (120th overall). Contract runs through 1999 with no option. **1998** — Appeared in all 16 contests on the year, starting one. . . posted 11 tackles (six solo), which included a sack (five yards lost). . . also recorded one fumble recovery, which he recovered in the end zone, vs. St. Louis, 11/15, his second career touchdown. . . also had one pass defended. . . started game 16, vs. Buffalo, when the Saints began in a goal line defense. . . posted a season-high three tackles (one solo) at Miami, 11/29. . . recorded his only sack of the season at Indianapolis, 9/27 (five yards). **1997** — Appeared in 12 contests on the year, and was inactive for four. . . had six tackles on the season (all solo) and a pass defended. . . had two tackles at NY Giants, 9/28, and two tackles at Atlanta, 11/23. **1996** — Appeared in 15 contests, including seven starts at right defensive tackle. . . was credited with 29 tackles, 22 solo, and a sack. . . at Cincinnati 9/15, saw most extensive action of the season, participating in more than 40% of the defensive plays. . . at St. Louis 12/21, recorded three tackles, including his first sack of the season. **1995** — Played in all 16 games with two starts along the defensive line. . . recorded 21 total tackles, two sacks (12 yards lost), a pair of fumble recoveries and a pass defended. . . returned a fumble six yards for his only pro touchdown in Oakland's 48-17 victory over Philadelphia, 9/24. **1994** — Appeared in each of the first two contests in his rookie season, and was credited with two tackles. . . was inactive for each of the final 14 games.

COLLEGE: Was a four-year letterman for the Tar Heels and an All-ACC pick as a senior when he tallied 48 tackles, including 10 for loss, and six sacks. . . was named UNC's Outstanding Defensive Lineman his sophomore season. . . started five contests as a redshirt freshman. . . posted 14 career sacks. . . played in the East-West All-Star Game following his senior year. . . majored in speech communications.

PERSONAL: Was an all-conference linebacker as a senior at Howard D. Woodson High School in Washington, D.C. . . was all-conference at defensive end his junior season. . . also played defensive tackle, offensive guard, offensive tackle and tight end. . . lettered three times in track where he performed the shot put and the discus. . . single. . . full name is Austin Dion Robbins.

GAMES STARTED/PLAYED: (1994, 0/3); (1995, 2/16); (1996, 7/15); (1997, 0/12); (1998, 1/16). Totals: 10/62. Totals with Saints 8/43.

| Year | TACKLES | | | SACKS | |
|--------------------|---------|------|------|-------|------------|
| | Tkl | Asst | Tot. | No. | Yards Lost |
| 1994 (Oak.) | 2 | 0 | 2 | None | |
| 1995 (Oak.) | 18 | 3 | 21 | 2 | 12 |
| 1996 | 22 | 7 | 29 | 1 | 2 |
| 1997 | 6 | 0 | 6 | None | |
| 1998 | 6 | 5 | 11 | 1 | 5 |
| Totals | 54 | 15 | 69 | 4 | 19 |
| Totals with Saints | 34 | 12 | 46 | 2 | 7 |

Additional Stats: Fumbles Recovered (3): 1995, 2 - 1 returned for TD; 1998, 1 - 1 returned for TD. Passes Defensed (3): 1995, 1; 1997, 1; 1998, 1.



PIO SAGAPOLUTELE

Defensive Tackle Year With Saints: 3 Year in NFL: 9

Ht: 6-6 Wt: 302 College: San Diego State

Born: November 28, 1969 at American Samoa

Joined Saints: Unrestricted Free Agent (New England), 1997

PRO: Signed as a free agent with the Saints, 7/21/97. Spent 1996 season with the New England Patriots after being signed by them 3/20/96. Was with the Cleveland Browns, 1991-95. Was originally drafted by the Cleveland Browns in the fourth round (85th overall) in the 1991 NFL draft. Has tremendous size and strength. Contract runs through 1999 with no option. **1998** — Sustained a triceps tendon injury in preseason action, which forced him to miss the entire season. . . was placed on injured reserve, 8/25. Is expected to be fully rehabilitated for 1999 season. **1997** — Saw action in 14 games on the year, starting 13 at right defensive tackle. . . finished the year with 35 tackles (24 solo) and two sacks (10 yards lost). . . opened the first 10 contests of the season, but did not start vs. Seattle, 11/16, as the defense opened in a dime formation. . . started the following week at Atlanta, 11/23, and games 14-15. . . was inactive at Carolina, 11/30 and at Kansas City, 12/21. . . had a season-high five tackles (three solo) at NY Giants, 9/28, including an eight-yard sack. . . posted his second sack the following week, at Chicago, for a two-yard loss. . . had four tackles on four occasions on the season, vs. San Diego, 9/7 (two solo), vs. Atlanta, 10/12 (all solo), at Atlanta, 11/23 (two solo), and vs. St. Louis, 12/7 (two solo). **1996** — Registered 28 total tackles (20 solo) and three sacks in 15 games. Started 10 games at RDT. In the playoffs, totaled 6 tackles (4 solo). **1995** — Started 3 of 15 games for the Browns at LDT. Finished the season with a then-career-high 33 total tackles (12 solo), nearly equaling his career total of 37 entering the season. **1994** — He received limited playing time in 11 games and finished the season with 11 tackles (5 solo) and a pass defensed. **1993** — Played in eight games and totaled 6 tackles. **1992** — Received limited playing time in 14 games and totaled 6 tackles for the season. **1991** — Started 8 of 15 games as a rookie, but finished the season with 14 tackles, including 1.5 sacks and two passes defensed. Was selected to Pro Football Weekly's All-Rookie team. Made his NFL starting debut at LDE at San Diego (10/20) and recorded an 8-yard sack among his four tackles on the day.

COLLEGE: Sagapolutele was a three-year starter and an All-WAC selection at San Diego State. . . selected to play in the Hula Bowl and Blue-Gray All-Star games. . . recorded 30 tackles (18 solo), including 2 sacks, 6 tackles for losses, 1 caused fumble and 3 passes defensed as a senior. . . his junior year, he totaled 44 tackles (17 solo) with 3.5 sacks and 9 tackles for a loss.

PERSONAL: Earned first-team all-state honors while starring at Maryknoll High in Honolulu, Hawaii. . . earned three letters in football and received All-Interscholastic League honors in both his junior and senior seasons. . . he plans to return to Hawaii after his playing career and volunteer his time working with low income families. . . full name is Pio Alike Sagapolutele. . . was born in American Samoa but attended high school in Hawaii.

GAMES STARTED/PLAYED: (1991, 8/15); (1992, 0/14); (1993, 0/8); (1994, 0/11); (1995, 3/15); (1996, 10/15); (1997, 13/14); (1998, 0/0). Totals 34/92. Totals with Saints, 13/14.

PLAYOFF GAMES STARTED/PLAYED: (1996, 3/3).

| Year | TACKLES | | | SACKS | |
|--------------------|---------------------|------|------|-------|------------|
| | Tkl | Asst | Tot. | No. | Yards Lost |
| 1991 (Cleveland) | 8 | 6 | 14 | 1.5 | 8 |
| 1992 (Cleveland) | 4 | 2 | 6 | None | |
| 1993 (Cleveland) | 3 | 3 | 6 | None | |
| 1994 (Cleveland) | 5 | 6 | 11 | None | |
| 1995 (Cleveland) | 12 | 21 | 33 | 0.5 | 0.5 |
| 1996 (New England) | 20 | 8 | 28 | 3 | 14 |
| 1997 | 24 | 11 | 35 | 2 | 10 |
| 1998 | Spent season on I/R | | | | |
| Totals | 76 | 57 | 133 | 7 | 32.5 |
| Totals with Saints | 24 | 11 | 35 | 2 | 10 |

Playoffs

| | | | | | |
|------|---|---|---|------|--|
| 1996 | 4 | 2 | 6 | None | |
|------|---|---|---|------|--|

Additional Stats: Passes Defensed (4): 1991, 2; 1992, 1; 1994, 1. Blocked Kicks: 1992, 1 (field goal, at Detroit, 12/13/92)

Career-Highs

Total Tackles: 6, twice (vs. Miami, 11/3/96; vs. Buffalo, 10/27/96)
Solo Tackles: 4, three times (not including unavailable Cleveland stats)
Sacks: 1, six times (most recently at NY Giants, 9/28/97; at Chicago, 10/5/97)
Total Yards: 8, twice (at San Diego, 10/20/91; at NY Giants, 9/28/97)



SCOTT SLUTZKER

Tight End Year With Saints: 2 Year in NFL: 4

Ht: 6-4 Wt: 240 College: Iowa

Born: December 20, 1972 at Hasbrouck Heights, New Jersey

Joined Saints: Trade (Indianapolis), 1998

PRO: Acquired by the Saints from the Indianapolis Colts in a trade with the Colts, 8/31/98. Originally drafted by Indianapolis in the third round (66th overall) in 1996. Contract runs through 1999 with no option. **1998** — Played in three games, seeing limited action at tight end and on special teams. . . caught one pass for ten yards, at Carolina, 11/1. . . had two special teams tackles. . . dressed but did not play for games 1 and 3, and was inactive for game 2, games 4-7, and games 11-16. **1997** — Caught three passes for 22 yards in 12 games for the Colts. . . started in two-TE alignment vs. New York Jets, 10/5, and at Detroit, 11/23. . . had 10 special teams tackles. . . placed on injured reserve, 11/27, with foot injury suffered at Detroit and sat out final four games. **1996** — Saw action in 15 games, primarily on special teams and in blocking situations. . . tied for 4th on team in special teams tackles with 12, seven solo. . . saw special teams action in AFC wild card playoff game at Pittsburgh, 12/29.

COLLEGE: Was a four year letterman and three year starter. . . played in 41 games with 23 starts. . . caught 91 passes for 1195 yards and five touchdowns. . . majored in sociology.

PERSONAL: Attended Hasbrouck Heights High School. . . married (Susan). . . full name is Scott Slutzker.

GAMES STARTED/PLAYED: (1996, 0/15); (1997, 2/12); (1998, 0/3). Totals 2/30. Totals with Saints 0/3.
PLAYOFF GAMES STARTED/PLAYED: (1996, 0/1).

| Year | No. | Yards | RECEIVING | | | LG | TD |
|---------------------|-----|-------|-----------|--|----|----|----|
| | | | Avg. | | | | |
| 1996 (Indianapolis) | 0 | 0 | 0.0 | | | | 0 |
| 1997 (Indianapolis) | 3 | 22 | 7.3 | | 11 | | 0 |
| 1998 | 1 | 10 | 10.0 | | 10 | | 0 |
| Totals | 4 | 32 | 8.0 | | 11 | | 0 |



91

BRADY SMITH

Defensive End Year With Saints: 4 Year in NFL: 4
 Ht: 6-5 Wt: 260 College: Colorado State
 Born: June 5, 1973 at Royal Oak, Michigan
 Joined Saints: Draft Choice No. 3, 1996

PRO: Drafted by the Saints in the third round of the 1996 draft (70th overall), Smith was the first player from Colorado State ever drafted by the Saints. An aggressive pass rusher, he is a quick player with a non-stop motor. Contract runs through 1999 with no option. **1998** — Played in 14 games on the year, starting five... was inactive for two contests... recorded 12 tackles on the year (10 solo)... started the first five games of the season... two tackles in four different contests: at Indianapolis, 9/27 (two solo); at Minnesota, 11/8 (two solo); vs. Atlanta, 12/13 (both assists); and at Arizona, 12/20 (two solo). **1997** — Played in all 16 games, starting two at Atlanta, 12/13 (both assists); and at Arizona, 12/20 (two solo), and five sacks for 42 yards, left defensive end... posted career-highs with 30 tackles on the year (22 solo), and five sacks for 42 yards, which was good for fifth on the team... started vs. Seattle, 11/16, and at Kansas City, 12/21... had a 12-yard sack vs. San Diego, 9/7... has a one-yard sack vs. San Francisco, 10/26, as part of a five-tackle game (three solo)... had 1.5 sacks for 19 yards at Atlanta, 11/23, as part of career-high six tackle game (five solo)... also had 1.5 sacks for 10 yards lost, as part of a four tackle game vs. Arizona, 12/14. **1996** — Played in all 16 games as both an end in base defense and in nickel... tallied 17 tackles (15 solo), including two sacks (21 yards lost)... started four contests at open end... also recorded five stops on special teams, which tied for sixth on the team... against Carolina 9/8, as a sub, recorded two tackles (both solo), including the first sack of his NFL career (13 yards lost)... started at open end against San Francisco 11/3, posted two tackles, including one of six sacks by the Saints.

COLLEGE: Finished his four-year career with the Rams with 128 tackles, including 42 for loss, and a school record 27 sacks... also forced five fumbles and broke up seven passes... was an All-WAC pick and the conference Defensive-Player-of-the-Year as a senior when he opened every game at right defensive end and recorded a career-high 65 tackles, including 19 for loss, a school-record 15 sacks and four forced fumbles... registered a career-best four sacks against BYU... played in the East-West Shrine Game... earned degree in Liberal Arts.

PERSONAL: Was an all-conference and all-area first-team choice as an outside linebacker at Barrington (Ill.) High School... was the team co-captain as a senior... also lettered in track, performing the discus and shot put... father, Steve, was a defensive end at the University of Michigan, 1963-65, and was a fifth-round draft choice of San Francisco in 1966... played nine years in the NFL with the 49ers (1966-67), Vikings (1968-70) and Eagles (1971-74)... enjoys playing the guitar in his free time... single... full name is Brady McKay Smith.


GAMES STARTED/PLAYED: (1996, 4/16); (1997, 2/16); (1998, 5/14). Totals: 11/46.

| Year | TACKLES | | | No. | SACKS Yards Lost |
|--------|---------|------|------|------|---------------------|
| | Tkl | Asst | Tot. | | |
| 1996 | 20 | 2 | 22 | 2 | 21 |
| 1997 | 22 | 8 | 30 | 5 | 42 |
| 1998 | 10 | 2 | 12 | None | |
| Totals | 52 | 12 | 64 | 7 | 63 |

Additional Stats: Kickoff Returns: 2-14 yards.

Career-Highs

Total Tackles: 6, at Atlanta, 11/23/97
 Solo Tackles: 5, twice (at Carolina, 10/20/96; at Atlanta, 11/23/97)
 Sacks: 1.5, twice (at Atlanta, 11/23/97; vs. Arizona, 12/14/97)
 Total Yards: 19, at Atlanta, 11/23/97



26

LAMAR SMITH

Running Back Year With Saints: 2 Year in NFL: 6
 Ht: 5-11 Wt: 225 College: Houston
 Born: November 29, 1970 at Fort Wayne, Indiana
 Joined Saints: Unrestricted Free Agent (Seattle), 1998

PRO: Signed with the Saints on 3/2/98 as an unrestricted free agent to a four-year, no option contract. Originally drafted by Seattle in the third round of the 1994 draft. Contract runs through 2001 with no option. **1998** — Saw action in 14 games on the season, starting nine... led the Saints with 457 yards rushing on 138 carries, (3.3 avg.) with one touchdown... he also caught 24 passes for 249 yards (10.4 avg.), with a long of 35, one of his two touchdowns receiving on the year, and the first two of his career... also completed one of two pass attempts on the year, good for a 20-yard touchdown, in the season-opener, at St. Louis, 9/6... 35-yard scoring reception came on a weaving reception through nearly the entire Rams defense... was part of his career-high 60 receiving yards on the day... produced the Saints only 100-yard rushing effort of the season, posting 157 yards on 24 carries (6.5 avg.)... recorded lone rushing touchdown at Atlanta, 10/18... also had a scoring reception vs. New England, as part of his 4-catch, 44-yard effort... caught four passes for 46 yards at Arizona, 12/20... rushed for 78 yards on 12 carries vs. Carolina, 9/13... was inactive for two games on the year, vs. Tampa Bay, 10/25, and at Carolina, 11/1. **1997** — Played 12 games, starting two, at running back and missed four games with a broken ankle... led team with 54 rushing yards versus Denver, 9/7... led Seahawks with 76 yards on 12 carries with a 3-yard touchdown at Indianapolis, 9/14... led the team with 78 yards rushing and tied for a team-high with four receptions for 30 yards at Kansas City, 9/28... accounted for 75 yards from scrimmage (33 rushing, 42 receiving) versus Tennessee, 10/5... started Game 7 at St. Louis 10/19 but suffered a broken fibula in the first half... inactive for Games 8-11, including 11/16 contest against the Saints... led the team with 47 yards rushing on 12 carries and a touchdown at Baltimore, 12/7. **1996** — Played in all 16 games, starting two, while playing behind Chris Warren... tied for team lead in touchdowns with eight... his 680 rushing yards would have led six other teams... started for an injured Warren at Detroit and at Oakland... rushed for a career-best 148 yards on 33 carries with one touchdown versus the Lions, 11/17... ranked second in Seahawks history for rushes in a single game with 33... rushed 25 times for 87 yards and two touchdowns against the Raiders, 12/22 and 15 times for 90 yards against the Vikings, 11/10... scored the game-winning touchdown at Tampa Bay, 9/22, on a 14-yard run with 31 seconds left... successful on all three two-point conversion attempts. **1995** — Played 13 games as a reserve running back... inactive the first two weeks after spraining an ankle in preseason finale versus San Francisco, 8/23... carried three times for 85 yards, including a team record 68-yard run at Arizona, 10/29... record lasted two games... carried 19 times for a career high 84 yards and caught one pass for 10 yards in a 30-28 win over the New York Giants, 11/5. **1994** — Played two games as a reserve... suffered a sprained ankle at San Francisco in the preseason finale, 8/26, and was inactive for the first three games... carried two times for -1 yards against Pittsburgh, 9/25, and saw action on special teams at Denver, 11/13... injured his back in a December 1 auto accident and finished the season on the non-football injury list.

COLLEGE: Two-year starter after transferring from junior college... teams leading rusher in both 1992 and 1993... gained 417 yards in 1993, despite playing only the first five games because of a shoulder injury... added 29 receptions for 205 yards, a 7.1 average, and three touchdowns... had two 100-yard rushing games, 119 on 20 carries against Michigan and 118 on 24 against Baylor... averaged a conference high 7.6 yards per carry in 1992, gaining 845 yards on 111 carries... had 30 receptions for 315 yards and two scores... surpassed 100 yards three times: 61 versus Texas Tech, 159 against Texas, and 101 versus Rice... finished his career with 1,262 yards on 207 attempts, a 6.1 yard average and 11 touchdowns... added 59 receptions for an 8.8 yard average, and 5 scores... attended Northeastern Oklahoma A&M Junior College... had 186 yards against Tyler College as a sophomore... majored in sports management.

PERSONAL: Attended South Side High School in Fort Wayne, Indiana, lettering in football and basketball... single.

GAMES STARTED/PLAYED: (1994, 0/2); (1995, 0/13); (1996, 2/16); (1997, 2/11); (1998, 9/14). Totals 13/56. Totals with Saints 9/14.

| Year | RUSHING | | | | | RECEIVING | | | | |
|--------------------|---------|-------|------|----|----|-----------|-------|-----|----|--|
| | No. | Yards | Avg. | LG | TD | No. | Yards | LG | TD | |
| 1994 (Seattle) | 2 | -1 | -0.5 | 0 | 0 | None | | | | |
| 1995 (Seattle) | 36 | 215 | 6.0 | 68 | 0 | 1 | 10 | 10 | 0 | |
| 1996 (Seattle) | 153 | 680 | 4.4 | 29 | 8 | 9 | 58 | 22 | 0 | |
| 1997 (Seattle) | 91 | 392 | 4.3 | 35 | 2 | 23 | 183 | 22 | 0 | |
| 1998 | 138 | 457 | 3.3 | 33 | 1 | 24 | 249 | 35t | 2 | |
| Totals | 420 | 1744 | 4.2 | 68 | 11 | 57 | 500 | 35t | 2 | |
| Totals with Saints | 138 | 457 | 3.3 | 33 | 1 | 24 | 249 | 35t | 2 | |

Additional Stats: Kickoff Returns (1995) - 1 for 20 yards, (1997) - 1 for 14 yards. Fumbles Recovered (1): 1996, 1 for 0 yards. Two-point conversions (4): 1996, 3, 1997, 1.

Career-Highs

Rushes: 33, at Detroit 11/17/96
Most Yards: 157, at Indianapolis, 9/27 (24 carries)
Long Run: 68, at Arizona 10/29/95
Touchdowns: 2, at Oakland 12/22/96
Longest Touchdown: 27, at Oakland 12/22/96
Receptions: 4, 5 different times (last time at Arizona, 12/20/98)
Receiving Yards: 60, at St. Louis, 9/6/98 (3 receptions)
Long Reception: 35t, at St. Louis, 9/6/98



52

VINSON SMITH

Linebacker Year With Saints: 2 Year in NFL: 12

Ht: 6-2 Wt: 247 College: East Carolina

Born: July 3, 1965 at Statesville, North Carolina

Joined Saints: Unrestricted Free Agent, 1998

PRO: Signed as a free agent with the Saints, 9/9/98. Signed by Dallas Cowboys, 7/19/97, and played for the Cowboys in 1997, after previously playing for them from 1990-1992, after being picked up as a Plan B free agent. Traded from the Cowboys to the Chicago Bears, 8/17/93, where he played from 1993-1996. Originally signed as an undrafted free agent by the Atlanta Falcons in 1988. Signed by the Pittsburgh Steelers from the Falcons as a Plan B free agent in 1989. Contract runs through 1999 with no option. **1998** — Played in 15 games on the season... had four solo tackles... on special teams, had four tackles (three solo), and one forced fumble, which came at Carolina, 11/1, which came early in the first quarter. **1997** — Played in 14 games as both a strongside and middle linebacker... tallied 22 tackles (eight solo), including one sack... started three contests at linebacker... recorded 14 stops on special teams, which was fifth on the team... led the team with a single game, a season-high five special teams tackles against Carolina, 12/8... inactive at San Francisco, 11/2, and vs. Arizona, 11/9 with fractured jaw... earned his second career start at middle linebacker at Cincinnati, 12/1. **1996** — Finished sixth on the Bears tackle chart with 89 tackles... also recorded two fumble recoveries, a pass defended and a sack while playing in 15-of-16 games... matched his career-high, recording 14 tackles at Kansas City, 11/17... recovered a fumble and returned it 34 yards, and recorded 10 tackles versus Tampa Bay, 11/3... missed game vs. San Diego, 12/14, with ankle injury. **1995** — Finished the year third on the Bears with 111 tackles, and also recorded four sacks... established a career-high with 14 tackles, including career-high 12 solo tackles, at Jacksonville, 10/15... totaled 10 tackles and a fumble recovery against Pittsburgh, 11/5... recorded 11 tackles and career-high two sacks at Green Bay, 11/12... made 13 tackles at New York Giants, 11/26, and 12 tackles at Cincinnati, 12/10... closed out the year with eight tackles, a sack, and a forced fumble against Tampa Bay, 12/17. **1994** — Was Chicago's starting strongside linebacker going into the season, but injured a knee in the opener, and was inactive the next two games... recorded 48 tackles... registered a season high eight tackles and a forced fumble at Miami, 11/13... matched season high with eight stops in a playoff loss to San Francisco, 1/7/95... sprained an ankle vs. Buffalo, 10/2, and missed the next two games. **1993** — recorded 83 tackles, including 49 solo, while starting 13 games at strongside linebacker... led the team with 13 tackles at Tampa Bay, 12/12, before recording 12 stops, including a season-high nine solo stops, in the season finale at Los Angeles Rams, 1/2/94. **1992** — Finished the season fifth on the Cowboys tackle chart with 69 tackles while adding 13 special teams stops... after starting the first three games at weakside linebacker, he moved to the strongside linebacker position for the final 13 games... he collected his first career sack at Washington, 9/7... registered a season-high 11 tackles against Philadelphia, 10/5, and led the team with seven

stops in playoff win over Philadelphia, 1/10/93. **1991** — Made 12 starts at weakside linebacker for the Cowboys, while recording 71 tackles... led the team in tackles with 12 against the NY Giants, 9/29, and nine against Cincinnati, 10/13... missed three mid-season games with hepatitis. **1990** — Recorded 23 tackles, and 22 tackles on special teams... started the team finale at Atlanta, 12/30, and led the team with 11 tackles and a fumble recovery. **1989** — Spent the entire season on Injured Reserve with a foot injury. **1988** — Played in three games before an elbow injury forced him onto the Injured Reserve list.

COLLEGE: A two-year starter at inside linebacker... led East Carolina in tackles each of his last two seasons, including 118 as a senior... spent his first two seasons as a defensive lineman... finished his collegiate career with 294 tackles, four interceptions, and two fumble recoveries.

PERSONAL: Vinson Robert Smith earned all-state honors in both football and baseball at Statesville (NC) High School... received his degree in communications at East Carolina... enjoys reading and working with mentally handicapped children in North Carolina... married (Anne) and has one daughter (Jayme).

GAMES STARTED/PLAYED: (1988, 0/3); (1989, 0/0); (1990, 1/16); (1991, 12/13); (1992, 13/16); (1993, 13/16); (1994, 10/12); (1995, 13/16); (1996, 12/15); (1997, 3/14); (1998, 0/15). Totals 77/146
PLAYOFF GAMES STARTED/PLAYED: (1991, 1/2); (1992, 3/3); (1994, 2/2). Totals 6/7.

| Year | TACKLES | | | SACKS | |
|--------------------|---------------------|------|------|-------|------------|
| | Tkl | Asst | Tot. | No. | Yards Lost |
| 1988 (Atlanta) | 0 | 0 | 0 | | |
| 1989 (Pittsburgh) | Spent season on I/R | | | 0 | 0 |
| 1990 (Dallas) | 15 | 8 | 23 | | |
| 1991 (Dallas) | 37 | 34 | 71 | 0 | 0 |
| 1992 (Dallas) | 33 | 36 | 69 | 0 | 0 |
| 1993 (Chicago) | 49 | 34 | 83 | 1 | 11 |
| 1994 (Chicago) | 23 | 25 | 48 | 0 | 0 |
| 1995 (Chicago) | 72 | 39 | 111 | 1 | 6 |
| 1996 (Chicago) | 48 | 41 | 89 | 4 | 30 |
| 1997 (Dallas) | 8 | 14 | 22 | 1 | 3 |
| 1998 | 4 | 0 | 4 | 0 | 0 |
| Totals | 289 | 231 | 520 | 7 | 50 |
| Totals with Saints | 4 | 0 | 4 | 0 | 0 |

| Year | TACKLES | | | SACKS | |
|----------------|---------|------|------|-------|------------|
| | Tkl | Asst | Tot. | No. | Yards Lost |
| 1991 (Dallas) | 2 | 6 | 8 | 0 | 0 |
| 1992 (Dallas) | 4 | 9 | 13 | 0 | 0 |
| 1994 (Chicago) | 6 | 6 | 12 | 0 | 0 |
| Totals | 12 | 21 | 33 | 0 | 0 |

Additional Stats: Passes Defensed (9): 1991, 1; 1993, 3; 1994, 1; 1995, 3; 1996, 1. Forced Fumbles (4): 1990, 1; 1994, 2; 1995, 1. Fumble Recoveries (7): 1990, 2; 1992, 2; 1995, 1; 1996, 2.



78

DARYL TERRELL

Tackle Year With Saints: 2 Year in NFL: 2

Ht: 6-5 Wt: 296 College: Southern Mississippi

Born: January 25, 1975 at Vossburg, Mississippi

Joined Saints: Free Agent, 1998

PRO: Promising young offensive tackle spent entire 1998 season on practice squad. Signed by the Saints, 4/27/98. Waived, 8/24. Signed to practice squad, 9/2. Originally signed by Baltimore Ravens as a rookie free agent on 6/3/97. Waived by the Ravens, 7/8/97. **1998** — Spent entire season on Saints practice squad.

COLLEGE: Played two years for the Golden Eagles, starting every game at right tackle... named to the All Conference-USA second team after his senior season and played in the East-West Shrine and Blue-Gray

games... originally attended Jones County (MS) Community College.

PERSONAL: Graduated from Heidelberg (MS) High School... married (Tamesha).



BILLY JOE TOLLIVER

Quarterback Year With Saints: 2 Year in NFL: 9

Ht: 6-1 Wt: 217 College: Texas Tech

Born: February 7, 1966 at Boyd, Texas

Joined Saints: Unrestricted Free Agent, 1998

PRO: Signed as a free agent with the Saints, 9/9/98. Signed by the Kansas City Chiefs, 11/4/97 after being released by the Atlanta Falcons, 10/27/97. Tough-nosed Texas Tech product who is now with his fifth NFL team after playing for the Chiefs (1997), Atlanta Falcons (1991-93, 96-97), Houston Oilers (1994), and San Diego Chargers (1989-90). Spent the 1995 season in the Canadian Football League with the Shreveport Pirates. Traded by San Diego to Atlanta, 8/28/91 for a fifth-round pick in the 1992 draft. Originally entered the league as a second-round pick (51st overall) of San Diego in the 1989 NFL Draft. Contract runs through 1999 with no option. **1998** — Saw action in seven games on the year, starting four... completed 110 of 191 (55.3%) for 1,427 yards, with eight touchdowns and four interceptions... QB rating of 83.1 is the best career mark in franchise history... also had 43 yards rushing on 11 carries (3.9 avg)... completed 14-of-29 passes for 261 yards, and two touchdown passes, including a career long 82 yard touchdown pass at Atlanta, 10/18... in win vs. Tampa Bay 10/25, was 20-of-32 for 216 yards... was 23-of-41 for 296 yards, tying a career high of three touchdown passes vs. Buffalo, 12/27. **1997** — With the Chiefs, saw spot duty in three games... first action in a Chiefs uniform came vs. San Francisco, 11/30, and also saw late time vs. Oakland, 12/7... completed a pass to Kimble Anders for an eight-yard loss vs. New Orleans, 12/21, and kneeled down for one-yard setback on game's final play... for the Atlanta Falcons, played in six games (two starts) before being released, 10/27... was accurate on 63 of 115 passes (54.8%) for 685 yards with five touchdowns and one interception, good for a rating of 83.4... saw his first regular season NFL duty since 1994 in the second quarter vs. Carolina, 9/7, hitting on seven passes for 79 yards... had 100 yards on 10-of-17 passing vs. Oakland, 9/14, including a six-yard TD to Terance Mathis... started at San Francisco, 9/21, connecting on 18 of 32 aeriels for 167 yards and one score... posted TD passes vs. Denver, 9/28, and vs. San Francisco, 10/19... best outing of the year was a 17-of-28, 217 yard effort with one TD at Carolina, 10/26, but was released the next day. **1996** — Signed by Atlanta on 10/23, and served as the team's third quarterback for the season's remaining nine games... did not see any action. **1994** — Returned to his native Texas, signing with Houston as a free agent on 9/7... played in 10 games (six starts), hitting on 121 of 240 passes (50.4%) for 1,287 yards with six TDs and seven INTs to lead the Oilers in passing... first action came in the fourth quarter vs. Cleveland, 10/13, when he led the club to a late TD and two-point conversion in an 11-8 setback... inaugural start with the team came at the L.A. Raiders, 10/30, posting 226 yards and one TD... started games 10-15, and played in the regular season finale vs. the N.Y. Jets, 12/24. **1993** — Appeared in eight games and made two starts, completing 39 of 76 passes (51.3%) for 464 yards with three TDs and five INTs... first duty of the year came vs. Pittsburgh, 9/27, in relief of Chris Miller... started vs. the L.A. Rams, 10/14, posting a season-high 213 yards to lead the club to its first victory of the season, tossing a career-high three TD passes, including a 42-yarder to Andre Rison in the fourth quarter to seal a 30-24 win. **1992** — Played in nine games and made five starts when Chris Miller was injured... hit on 73 of 131 passes (55.7%) for 787 yards with five TDs and five INTs... led the team to a come-from-behind victory vs. the L.A. Rams, 11/1, completing six of 11 passes for 86 yards, hitting Michael Haynes with a 13-yard TD just over two minutes remaining to claim a 30-28 victory... posted 209 yards and two scoring passes to Rison in a 20-17 win over Phoenix, 11/15. **1991** — Was traded from the Chargers to the Falcons on August 28, in exchange for a fifth-round pick... started two of the seven games he played in, passing for 531 yards with four TDs and two INTs on 40-of-82 accuracy (48.8%)... perhaps the most exciting competition of his career was a 44-yard "Hail Mary" heave to Haynes with seconds remaining at San Francisco, 11/3, to give Atlanta a miraculous 17-14 win, sealing its last regular season sweep of the 49ers to date. **1990** — In just his second pro season, he took over as the Chargers starting QB, opening 14 of the 15 games he played in... was 216-of-410 (52.7%) for 2,574 yards with 16 touchdowns and 16 interceptions... best passing day was 305-yard outing in Denver, 12/16, in which he set career highs with 26 completions and 51 attempts in the game. **1989** — Started five games as a rookie, completing 89 of 185 tosses (48.1%) for 1,097 yards with five scoring passes and eight INTs... suffered a broken collarbone in the season's final preseason game vs. Phoenix, 9/1, and was on injured reserve for the first six weeks of the season... activated on 10/21, and made his regular season NFL debut, a start at Seattle, 10/29, when he had six completions for 41 yards and one INT... started the club's final four games including a 24-of-39 performance at Washington, 12/10, which netted him a career-most 350 yards, as well as two touchdowns... his 350 yards were the fourth-highest total by a rookie quarterback in NFL history.

COLLEGE: A four-year starter at Texas Tech, setting school records with 493 completions on 1,007 attempts for 6,756 yards and 38 scores... completed 190 of 354 passes for 2,869 yards and 20 Touchdowns as a senior to earn first team All-Southwest Conference honors... was an honorable mention All-America pick as a junior, despite missing the first three games of the year with a broken foot... opened every game during his sophomore year and racked up 863 yards and seven scores in just six games as a redshirt freshman in 1985... set a Southwest Conference mark in his first start as a freshman, piling up 422 yards vs. TCU and surpassed that tally with a 446-yard effort in his final contest as a senior vs. Oklahoma State... majored in Physical Education at Texas Tech.

PERSONAL: Named the Fort Worth Star-Telegram Player of the Year as a senior quarterback, punter, and place-kicker at Boyd (Tex.) High School after leading the Yellow Jackets to the Class AA state title in 1983... had his fastball clocked at 92 m.p.h. as a senior when he compiled a 16-4 record on the Boyd baseball squad, including an astounding 14 no-hitters... lettered on his prep basketball and track squads, as well... is a scratch golfer who won the \$75,000 Isuzu Celebrity Golf Challenge in 1996... has played with numerous players on the PGA tour, citing Raymond Floyd as one of his all-time favorites to hit the links with... full name is Billy Joe Tolliver... nicknamed "Shotgun"... married, wife Sheila, with two sons, Austin (9) and Bryce (3), as well as a daughter, Mackenzie (7)... resides in Shreveport, Louisiana in the offseason.

GAMES STARTED/PLAYED: (1989, 5/5); (1990, 14/15); (1991, 2/7); (1992, 5/9); (1993, 2/8); (1994, 7/10); (1996, 0/0); (1997, 1/6); (1998, 4/7). Totals 40/70. Totals with Saints 4/7.

| Year | PASSING | | | | | | RUSHING | | | |
|-------------------|---------|-------|------|------|-----|----|---------|------|----|----|
| | Att. | Comp. | Yds. | Int. | LG | TD | No. | Yds. | LG | TD |
| 1989 (S.D.) | 185 | 89 | 1097 | 8 | 49 | 5 | 7 | 0 | 0 | 0 |
| 1990 (S.D.) | 410 | 216 | 2574 | 16 | 45t | 16 | 14 | 22 | 14 | 0 |
| 1991 (Atl.) | 82 | 40 | 531 | 2 | 75t | 4 | 9 | 6 | 7 | 0 |
| 1992 (Atl.) | 131 | 73 | 787 | 5 | 30t | 5 | 4 | 15 | 15 | 0 |
| 1993 (Atl.) | 76 | 39 | 464 | 5 | 42t | 3 | 7 | 48 | 24 | 0 |
| 1994 (Hou.) | 240 | 121 | 1287 | 7 | 44 | 6 | 12 | 37 | 10 | 2 |
| 1996 (Atl.) | 0 | 0 | 0 | 0 | -- | 0 | 0 | 0 | -- | 0 |
| 1997 (Atl./K.C.) | 116 | 64 | 677 | 1 | 47t | 5 | 9 | 7 | 12 | 0 |
| 1997 (Atl.) | 115 | 63 | 685 | 1 | 47t | 5 | 7 | 8 | 12 | 0 |
| 1997 (K.C.) | 1 | 1 | -8 | 0 | -8 | 0 | 2 | -1 | 0 | 0 |
| 1998 | 199 | 110 | 1427 | 4 | 82t | 8 | 11 | 43 | 16 | 0 |
| Totals | 1439 | 752 | 8844 | 48 | 82t | 52 | 73 | 178 | 24 | 2 |
| Tots. with Saints | 199 | 110 | 1427 | 4 | 82t | 8 | 11 | 43 | 16 | 0 |

Additional Stats: Passed for 2 two-point conversion, 1994. Fumbles recovered (5): 1989, 1; 1990, 2; 1997, 2.

Career-Highs

Attempts: 51, at Denver, 12/16/90
 Completions: 26, at Denver, 12/16/90
 Comp. Pct: 68.7%, at Minnesota, 11/8/98 (11-16)
 Yards Passing: 350, at Washington, 12/10/89
 Long Pass: 82t, at Atlanta, 10/19/98
 TDs Passing: 3, twice (vs. L.A. Rams, 10/14/93; vs. Buffalo, 12/27/98)
 Interceptions: 4, twice (most recently vs. Arizona, 12/4/94)
 Rushes: 4, vs. Atlanta, 12/13/98
 Yards Rushing: 24, vs. Phoenix, 1/2/94
 Long Run: 24, vs. Phoenix, 1/2/94



90

JARED TOMICH

Defensive End Year With Saints: 3 Year in NFL: 3
 Ht: 6-2 Wt: 272 College: Nebraska
 Born: April 24, 1974 at St. John, Indiana
 Joined Saints: Draft Choice No. 2b, 1997

PRO: Was the second of two second-round selections by the Saints in the 1997 NFL Draft (39th overall), with a choice obtained from the Oakland Raiders in exchange of draft choices. Is a superb pass rusher, with great intensity and drive. Contract runs through 1999 with no option. **1998** — Saw action in all 16 games on the year, starting the final 11 at LDE. . . posted career-highs with 26 tackles (21 solo), which included six sacks (27 yards), two forced fumbles, one fumble recovered and one pass defended. . . had a season-high four tackles three times on the year. . . posted four tackles (all solo) at Carolina, 11/1, which included a sack for three yards. . . tallied four tackles (all solo), which included a career-best two sacks for 22 yards, vs. St. Louis, 11/15. . . also forced a fumble in that contest, which DT Austin Robbins recovered in the end zone for a touchdown. . . forced and recovered a fumble the following week at San Francisco, 11/22, while sacking 49ers QB Steve Young at the Saints' 20-yard line, earning him NFC Defensive Player of the Week nominations. . . again posted four tackles (all assists) vs. Atlanta, 12/13. **1997** — Saw action in all 16 games on the year, starting one at left defensive end. . . registered 12 tackles on the year (11 solo), with one sack for seven yards and one pass defended. . . also posted two special teams tackles and recovered one fumble on special teams, vs. Carolina, 10/19. . . lone start came vs. Arizona, 12/14, when he made one solo and one assisted tackle on defense. . . best game of the season came at Atlanta, 11/23, when he posted a career-high five tackles (all solo), and one sack for seven yards. . . also had one tackle on special teams in that contest.

COLLEGE: Finished his career for the Cornhuskers with 91 tackles, including 26 for loss, and 16 sacks. . . also forced seven fumbles with three recoveries. . . was a first-team All-American selection by Walter Camp, earning second-team honors from the Associated Press. . . finalist for the Lombardi Award and the Bronko Nagurski Defensive Player of the Year trophy. . . All-Big Twelve Conference first-team pick. . . member of the College Football Association's Good Works team. . . started all season at left rush end, recording 41 tackles (16 solo) with five sacks for minus 26 yards and 10 stops for losses of 40 yards. . . caused four fumbles and was credited with 23 QB pressures. . . was an Associated Press All-American first-team choice, and a second-team pick starting 10 games for the Huskers at left outside linebacker. . . was an All-Big Eight Conference first-team pick by the media. . . led the team with 10 sacks for minus 75 yards, 12 stops for losses of 79 yards and 24 QB pressures. . . sack total is fourth on Nebraska's all-time list. . . earned a scholarship prior to 1994 season-opener, appearing in every game, registering 23 tackles (12 solo) with a 7-yard sack and four stops for losses. . . red-shirted in 1993 after sitting out 1992 as a walk-on. . . majored in communication studies. . .

PERSONAL: Was an All-State selection at defensive end in his senior year at Lake Central (St. John, Ind.) High. . . married (Lisa). . . full name is Jared James Tomich.

GAMES STARTED/PLAYED: (1997, 1/16); (1998, 11/16). Totals 12/32.

| Year | TACKLES | | | No. | SACKS Yards Lost |
|--------|---------|------|------|-----|---------------------|
| | Tkl | Asst | Tot. | | |
| 1997 | 11 | 1 | 12 | 1 | 7 |
| 1998 | 21 | 5 | 26 | 6 | 27 |
| Totals | 32 | 6 | 38 | 7 | 34 |

Additional Stats: Kickoff Returns: 1997, 1-0 yards; 1998, 1-0 yards. Forced Fumbles (2): 1998, 2. Fumbles Recovered (2): 1997, 1; 1998, 1. Passes Defended (2): 1997, 1; 1998, 1.

Career-Highs

Total Tackles: 5, at Atlanta, 11/23/97
 Solo Tackles: 5, at Atlanta, 11/23/97
 Sacks: 2, vs. St. Louis, 11/15/98
 Total Yards: 22, vs. St. Louis, 11/15/98



68

KYLE TURLEY


Guard/Tackle Year With Saints: 2 Year in NFL: 2
 Ht: 6-5 Wt: 300 College: San Diego State
 Born: September 24, 1975 at Moreno Valley, California
 Joined Saints: Draft Choice No. 1, 1998

PRO: Was the Saints first round draft choice in the 1998 NFL Draft (7th overall). Agressiveness, toughness and versatility along the offensive line mark his strengths. Is expected to take over the RT position for the 1999 season. Contract runs through 2003 with no option. **1998** — Started all 15 games that he played in on the season. . . dressed, but did not play vs. St. Louis, 11/15. . . started at LG in games 1-2, 4-7, 9, 11-15. . . also saw action at RT in game 2-4, and games 15-16, starting games 3 and 16 at RT. . . started game 8 at LT. . . had one tackle off a fumble recovery in season finale, vs. Buffalo, 12/27.

COLLEGE: Was regarded by many as one of the premier offensive linemen in college football. . . one of the quickest linemen in the country, was timed at 4.95 in the 40-yard dash. . . as a senior, received All-American first-team selection by The Poor Man's Guide to the NFL Draft & Football News, becoming the first Aztec lineman since guard Peter Inge (1978 & '79) to earn national honors. . . unanimous All-Western Athletic Conference first-team choice. . . semi-finalist for the Outland Trophy & Lombardi Award. . . started every game (12), grading 94% for blocking consistency while registering 123 knockdowns for an offense that gained 3,994 yards. . . only allowed two sacks his final year. . . majored in Art.

PERSONAL: Was an All-League first-team pick as a senior, his only season playing football at Valley View (Moreno Valley, Calif.) High. . . standout wrestler, earning All-State honors. . . honor roll student. . . enjoys surfing. . . married (Kelly). . . full name is Kyle John Turley.

GAMES STARTED/PLAYED: (1998, 15/15). Totals 15/15.



81

GUNNARD TWYNER

Wide Receiver Year With Saints: 3 Year in NFL: 3
 Ht: 5-10 Wt: 183 College: Western Illinois
 Born: July 14, 1973 at Bettendorf, Iowa
 Joined Saints: Free Agent, 1997

PRO: Was originally signed by the Cincinnati Bengals, 4/23/96, as a rookie free agent, was waived 8/21/96, and signed to the practice squad, 8/26, where he spent entire season. Was signed to the Saints practice squad, 10/17/97, and signed to the active roster, 12/12/97. A speedy wide receiver, is a good route runner. Contract runs through 1999 with no option. **1998** — Spent entire season on injured reserve after sustaining a season-ending knee injury in preseason action. . . was placed on injured reserve, 8/30. **1997** — Saw action in the final two games of the year, and had no offensive stats. . . had one tackle on special teams vs. Arizona, 12/14. . . saw limited action on offense at Kansas City, 12/21, and had no stats. **1996** — Spent entire season on the Bengals practice squad.

COLLEGE: Had 831 receiving yards as a senior, including 164-yard game on eight catches vs. SW Missouri State. . . left WIU with school-record 2,243 career receiving yards. . . scored a team-high eight touchdowns as a junior while compiling a career-best 852 yards. . . set WIU and Gateway Conference records with four touchdown catches in a game, vs. Buffalo in 1994. . . earned bachelor's degree in advertising from Western Illinois.

PERSONAL: Attended Pleasant Valley High School. . . resided in Sunrise, Florida during the offseason. . . single.

GAMES STARTED/PLAYED: (1997, 0/2); (1998, 0/0). Totals with Saints 0/2.



98

RON WARNER

Linebacker Year With Saints: 2 Year in NFL: 2

Ht: 6-2 Wt: 252 College: Kansas

Born: September 26, 1975 at Independence, Kansas

Joined Saints: Draft Choice No. 7b, 1998

PRO: Was chosen with the second of two seventh-round choices (239th overall) in the 1998 NFL Draft with a compensatory pick awarded by the NFL. Was projected as a high as a second round pick prior to sustaining a partially torn ACL during the East-West Shrine Classic. Contract runs through 2001 with no option. **1998** — Placed on Reserve/Non-Football Injury List, 8/25, and was originally expected to miss the entire season, recovering from knee injury, but returned from Reserve/NFI 11/4, when he was placed on the active roster. . . was inactive for the next seven games. . . saw action in his first NFL contest in the season finale, vs. Buffalo, 12/27, and responded with four tackles (two solo).

COLLEGE: Despite only two seasons in a Jayhawks uniform, he left with a school career-record 20.5 sacks. . . as a senior, was a third-team All-American and first-team All-Big Twelve Conference selection by The NFL Draft Report. . . listed as the most underrated player in the league by The Sport Network. . . became the first Kansas linebacker since 1985 to earn All-Conference accolades. . . started 10 games at strongside outside linebacker. . . recorded 55 tackles (24 solo) and shattered the school season-record as he came up with 14.5 sacks for 101 yards and 20.5 stops for losses of 140 yards, surpassing the previous mark of 10 sacks by Dana Stubblefield. . . physical education major.

PERSONAL: Second-team All-Conference selection as a defensive end in his senior year at Independence (Kan.) High. . . All-Conference first-team choice in basketball. . . standout performer on the track team, qualifying for the state finals in the 100 and 200-yard dashes.

GAMES STARTED/PLAYED: (1998, 0/1). Totals 0/1.



24

FRED WEARY

Cornerback Year With Saints: 2 Year in NFL: 2

Ht: 5-10 Wt: 181 College: Florida

Born: April 12, 1974 at Jacksonville, Florida

Joined Saints: Draft Choice No. 4a, 1998

PRO: Chosen by the Saints with the first of two fourth-round selections in the 1998 NFL Draft (97th overall). Is an aggressive pass defender. Contract runs through 2000 with no option. **1998** — Saw action in 14 games on the season, starting one as a nickel back. . . registered 34 tackles (28 solo) on the year. . . posted two interceptions (64 yards), on the season, both of which came vs. Atlanta, 12/13, one of which he returned for a 63-yard touchdown. . . two interceptions marks just the second time since 1991 that a rookie has snared two (Alex Morden, 1996) interceptions. . . also tallied four tackles on special teams (all solo). . . also had two passes defended. . . recorded a career-high six tackles (all solo) at San Francisco, 11/22. . . posted four tackles (one solo) the following week at Miami, 11/29. . . followed that with four tackles (all solo) vs. Dallas, 12/6. . . was inactive for games 2-3.

COLLEGE: Was a defensive captain as a senior. . . left Florida with a school career-record 15 interceptions. . . lined up at right cornerback, recording 39 tackles (31 solo), along with eight passes defended and six interceptions. . . his six INT's were one shy of the school single-season record of seven, and ranked second in the nation this season. . . as a junior, was a Football News All-American honorable mention and an All-SEC first-team pick. . . winner of the Gators Best Effort on Defense Award. . . sports management major.

PERSONAL: Blue Chip Illustrated All-Southeast pick as a receiver, adding All-State Class 4A honors as a defensive back at Mandarin (Jacksonville, Fla.) High. . . named to the Super 24 Team by the Florida Times-Union. . . led the team in rushing three straight years, gaining 843 yards as a senior. . . had 79 tackles with five interceptions for 203 yards (40.6 avg.) as a safety in his final campaign. . . also averaged 26.4 yards per kickoff return that season. . . lettered in basketball, averaging 18.0 points per game (1992-93). . . full name is Joseph Fredrick Weary.

GAMES STARTED/PLAYED: (1998, 1/14). Totals 1/14.



60

WILLIAM WHITEHEAD

Linebacker Year With Saints: 1 Year in NFL: 1

Ht: 6-3 Wt: 285 College: Auburn

Born: January 26, 1973 at Tuskegee, Alabama

Joined Saints: Free Agent, 1999

PRO: Former Canadian Football League player was signed by the Saints to a two-year, no option contract, 2/23/99. Played for the Frankfurt Galaxy of NFL Europe in the Spring of 1999. Was signed by the Detroit Lions, 2/11/98. Released by the Lions, 8/25/99. Spent 1995 training camp with the San Francisco 49ers. Contract runs through 2000 with no option. **1998** — Spent 1998 training camp with the Detroit Lions. **1997** — Led the Hamilton Tiger Cats in the CFL in sacks (13) in 1997 and made 44 tackles. **1996** — Spent part of the season on the Montreal Alouettes practice squad. **1995** — After being cut by the 49ers, split time between the Baltimore Stallions active roster and practice squad.

COLLEGE: Started 32 consecutive games for Auburn on the defensive line. . . recorded 65 total tackles and five sacks as a senior in 1994. . . despite suffering a broken wrist in spring practice in 1993, recorded 63 stops and three sacks. . . set a personal-high with eight sacks in 1992. . . originally a walk-on in 1990 who was awarded a scholarship.

PERSONAL: Attended Tuskegee Institute High School in Tuskegee, AL. . . hopes to become a sports commentator and a successful businessman after his football career. . . born 1/16/73.



47

JOSH WILCOX

Fullback Year With Saints: 2 Year in NFL: 2

Ht: 6-3 Wt: 255 College: Oregon

Born: June 5, 1974 at Junction City, Oregon

Joined Saints: Free Agent, 1998

PRO: Signed by the Saints to a one-year, no option contract, 7/24/98. Waived 8/31/98, and signed to practice squad, 9/1/98. Signed to active roster, 12/9/98. Played in ten games for the Amsterdam Admirals of NFL Europe in 1997, and had nine receptions for 151 yards. Also saw action in three games with the Portland Forest Dragons of the Arena Football League in 1998. **1998** — Saw action in three games on the year, starting one. . . had one reception for 11 yards, and two special teams tackles. . . lone reception came in season finale, vs. Buffalo, 12/27.

COLLEGE: Completed his career at the University of Oregon as the most prolific tight end in school history after catching 103 passes for 1,416 yards.

PERSONAL: Attended Junction City High School. . . was a professional wrestler in Oregon. . . as "The All American", held Pacific Coast Heavyweight Championship & Tag Team Belts. . . son of former 49ers Dave Wilcox. . . single.

GAMES STARTED/PLAYED: (1998, 1/3). Totals 1/3.

IN THAT NUMBER

Kicker Chip Lohmiller played in each of the first eight games for the Saints in 1995 before being released. During his time in New Orleans, he wore uniform No. 2, the only player in club history to claim that jersey. Prior to that season, it was the last number never to have been worn by a Saint in a regular season game.



51

ARMON WILLIAMS

Linebacker Year With Saints: 1 Year in NFL: 3
 Ht: 6-0 Wt: 233 College: Arizona
 Born: August 13, 1973 at Tempe, Arizona
 Joined Saints: Free Agent, 1999

PRO: Signed by the Saints to a one-year, no option contract, 2/23. Was a seventh round pick by the Tennessee Oilers in the 1997 NFL Draft. Released by the Oilers, 8/24/98. Contract runs through 1999 with no option. 1998 — Played for Barcelona in the NFL Europe League in the spring of 1998, recording four tackles (two solo), and seven special teams tackles. Released by Oilers in training camp. 1997 — Played in six games for the Oilers during the 1997 season, making four stops on special teams. ... saw first NFL action on special teams against Cincinnati, 10/12. ... had one special teams tackle. ... also had special teams stop at Bengals, 12/4. ... had two special teams tackles at Baltimore, 12/14. ... played on special teams versus Washington, 10/19, Arizona, 10/26, and Pittsburgh, 12/21.

COLLEGE: Lettered four years at Arizona at linebacker. ... finished his career with 70 tackles, 4.5, two passes defended, three forced fumbles, and three fumble recoveries. ... started 11 games as a senior, posting 46 tackles, and 4.5 sacks. ... had career-high 11 stops at California. ... named Wildcats' Special Teams Player of the Year as a junior, despite missing final six games of season. ... Had 16 solo stops on special teams as sophomore. ... majored in political science.

PERSONAL: All-State and Super Prep All-Far West selection at Valley Christian High in Tempe. ... rated 14th best athlete in the country as a senior. ... also All-State choice in track. ... born Armon Abdule Williams, 8/13/99, in Chandler, AZ.



72


TASHE WILLIAMS

Tackle Year With Saints: 1 Year in NFL: 2
 Ht: 6-4 Wt: 295 College: Northern Colorado
 Born: September 23, 1972 at Colorado Springs, Colorado
 Joined Saints: Free Agent, 1999

PRO: Considered a big athletic player with ability to play both tackle positions. Allocated by the Saints to the Berlin Thunder, where he played in the Spring of 1999. Originally signed as an undrafted free agent into Saints training camp, 4/25/97. Waived by the Saints, 8/12/97. Joined Denver practice squad, 8/27/97. Released from Broncos practice squad, 9/9/97. Signed to Seahawks practice squad for the final two weeks of the season, 12/10/97. Released by Seahawks, 8/24/98. 1998 — Released by Seahawks in training camp. 1997 — After being waived by the Saints in training camp, spend parts of season on Denver and Seattle.

COLLEGE: Played four years at Northern Colorado after transferring from Georgia. ... missed most of his senior season due to a knee injury.

PERSONAL: Attended Air Academy in Colorado Springs, CO.



63

WALLY WILLIAMS

Center/Guard Year With Saints: 1 Year in NFL: 7
 Ht: 6-2 Wt: 321 College: Florida A&M
 Born: February 19, 1971 at Tallahassee, Florida
 Joined Saints: Unrestricted Free Agent (Baltimore), 1999

PRO: Versatile lineman will provide stability and veteran leadership along the Saints offensive line. Was originally signed as a free agent by the Cleveland Browns, 4/30/93 (franchise relocated to Baltimore in 1996). Was designated the Ravens' franchise player prior to the 1998 season. Was considered one of the top free agents available this offseason, was signed one day after the free agency period began, 2/13/99. Contract runs through 2003 with no option. 1998 — Started the first 13 games of the year, seven at left guard, six at center. ... missed the final three games due to a neck injury. ... made switch to center vs. Jacksonville, 11/1, after starting the first

seven games at left guard. ... made 50th NFL start vs. Tennessee, 10/11, playing at left guard. ... left game at Tennessee, 12/6, with a cervical neck strain in the first quarter. 1997 — Came back from an offseason Achilles' injury to start 10 games (eight at center, two at left guard). ... recipient of the Ravens' 1997 Ed Block Courage Award, as voted on by his teammates, for displaying courage in the face of adversity. ... was on the inactive list for the first six games of the season while recovering from offseason Achilles surgery. ... returned to the starting lineup, at center, vs. Miami, 10/19, as the Ravens did not allow a sack. 1996 — Displayed versatility along the line, starting four games at right guard and the final nine at center. ... did not play at Houston, 9/15, following an ankle injury the previous week at Pittsburgh, 9/8. ... did not start vs. New Orleans, 9/29, but did see significant playing time at right guard. 1995 — Started all 16 games, 14 at left guard and two at center. ... offensive line allowed the 10th-fewest sacks in the NFL (32). ... started at center at Minnesota, 12/9, and vs. Houston, 11/5, in place of an injured Steve Everitt. 1994 — Played in 12 games, with seven starts. ... did not play at Pittsburgh, 12/18, at Dallas, 12/10, vs. Giants, 12/4 or at Philadelphia, 11/13. ... majority of starts came at left guard. ... made first NFL start vs. Pittsburgh, 9/11, when he opened the game at left guard. 1993 — Played in two games, both as a backup at center. ... first NFL action came vs. Houston, 11/21, mostly on special teams. ... also saw action in late-season game vs. L.A. Rams, 12/26. ... was inactive the first four weeks of the season.

COLLEGE: Started 40 consecutive games at center since his freshman year (1989-92). ... named Black College All-America (1991-92). ... Preseason All-America by Street and Smith and The Sporting News for Division I-AA as a senior (1992). ... started season as team's punter (34.4 avg.), with a long boot of 50 yards. ... physical education major.

PERSONAL: Attended Richards High School (Tallahassee, Fla.), where he lettered in two sports (football as a center, punter and linebacker, and baseball as a first and third baseman). ... set his high school's weight lifting record with a 315 lb. clean and jerk. ... was All-State for two years in football and a year in baseball. ... was a late-round pick of the Montreal Expos. ... married (Dewan) with two sons (Bronson and Brandon) and a daughter (Chelsee). ... full name is Wally James Williams Jr.

GAMES STARTED/PLAYED: (1993, 0/2); (1994, 7/12); (1995, 16/16); (1996, 13/15); (1997, 10/10); (1998, 13/13). Totals 58/68.



92

TROY WILSON

Defensive End Year With Saints: 2 Year in NFL: 4
 Ht: 6-4 Wt: 257 College: Pittsburg State (Kansas)
 Born: November 22, 1970 at Shawnee Heights, Kansas
 Joined Saints: Waivers (San Francisco), 1998

PRO: Acquired by the Saints from San Francisco, 8/31/98. Signed with St. Louis, 2/6/97, but released after training camp. Signed by Kansas City as free agent in 1996, but released during training camp. Signed with St. Louis in 1996, but released after training camp. Was with the San Francisco 49ers, 1993 and 1994, and released following training camp, 8/17/95. Was originally drafted by the San Francisco 49ers in the seventh round (194th overall) in the 1993 NFL Draft. Contract runs through 1999 with no option. 1998 — Saw action in 15 games on the season. ... finished with 12 tackles (nine solo). ... also had one sack for nine yards. ... posted four tackles on special teams. ... had one solo tackle and one sack at Carolina, 11/1/99. 1995 — In his lone season with the Broncos, played in three games on the year, registering one tackle and 0.5 sacks for 4.5 yards. 1994 — Had a solid second NFL campaign, playing in 11 games and posting 17 tackles, including a pair of sacks. ... was tied for second on the squad with 12 special teams stops. ... had his finest game at Atlanta, 10/16, with four tackles and two sacks. ... suffered a separated shoulder that sidelined him for the final five games of the regular season. ... appeared in three postseason games, primarily on special teams, when he posted four total stops, including one in the Super Bowl XXIX win over the Chargers, 1/29/95. 1993 — Missed all of training camp and the preseason due to a back injury sustained during the May mini-camp. ... placed on the "reserve/non-football-injury" list, 8/24. ... activated, 10/16, and made NFL debut, playing from scrimmage and on special teams, at Dallas, 10/17. ... registered his first NFL sack en route to a three-sack effort vs. L.A. Rams, 10/31. ... made a career-high five tackles vs. Cincinnati, 12/5. ... had a sack before suffering a dislocated shoulder in the fourth quarter vs. Houston, 12/25. ... had two tackles and a sack vs. N.Y. Giants in NFC Divisional Playoff Game, 1/15/94, and appeared primarily on special teams in the NFC title game at Dallas, 1/23/94.

COLLEGE: Earned NCAA Division II All-America and All-Mid-America Intercollegiate Athletic Association honors following his senior season at Pittsburg State. ... led team with 18 tackles for a loss and 14 sacks. ... also earned all-conference honors as a sophomore and junior. ... participated on the Gorillas track team, placing sixth

in the discus and seventh in the shot put at the NCAA Division II Championships as a sophomore. . . earned a degree in business management.

PERSONAL: Attended Shawnee Heights High School, where he earned all-conference honors. . . full name is Troy Ethan Wilson. . . married (Stephanie) with a son (Troy II).


GAMES STARTED/PLAYED: (1993, 0/10); (1994, 0/11); (1998, 0/15). Totals 0/36. Totals with Saints 0/15.
PLAYOFF GAMES STARTED/PLAYED: (1993, 0/2); (1994, 0/3). Totals 0/5

| Year | TACKLES | | | No. | SACKS Yards Lost |
|----------------------|---------|------|------|------|---------------------|
| | Tkl | Asst | Tot. | | |
| 1993 (San Francisco) | 14 | 2 | 16 | 4.5 | 23.5 |
| 1994 (San Francisco) | 16 | 1 | 17 | 2 | 9 |
| 1995 (Denver) | 1 | 0 | 1 | 0.5 | 4.5 |
| 1998 | 9 | 3 | 12 | 1.0 | 9 |
| Totals | 40 | 6 | 46 | 8 | 46 |
| Playoffs Year | | | | No. | Yards Lost |
| | Tkl | Asst | Tot. | | |
| 1993 (San Francisco) | 2 | 0 | 2 | 1 | 6 |
| 1994 (San Francisco) | 4 | 0 | 4 | None | |
| Totals | 6 | 0 | 6 | 1 | 6 |

Additional Stats: Passes Defensed (1): 1993, 1.

Career-Highs

Total Tackles: 5, vs. Cincinnati, 12/5/93
Solo Tackles: 5, vs. Cincinnati, 12/5/93
Sacks: 3, vs. L.A. Rams, 10/31/93
Total Yards: 18, vs. L.A. Rams, 10/31/93



DANNY WUERFFEL

Quarterback Year With Saints: 3 Year in NFL: 3
Ht: 6-1 Wt: 212 College: Florida
Born: May 27, 1974 at Ft. Walton, Florida
Joined Saints: Draft Choice No. 4a, 1997

PRO: Chosen by the Saints in the fourth round of the 1997 NFL draft (99th overall). A tough player, is a natural leader on the field. Good downfield vision and is patient under pressure. Contract runs through 1999 with no option. **1998** — Saw action in five games on the year, starting four. . . dressed, but did not play in one contest, and was designated 3rd quarterback for 10 others. . . started games 2-5 in place of an injured Billy Joe Hobert. . . led Saints to victories in first two starts. . . completed 62 of 119 (52.1%) for 695 yards with five touchdowns and five interceptions. . . rushed 11 times for 60 yards (5.5 avg.) on the year. . . threw for a career-long 64-yard touchdown vs. Carolina, 9/13, when he completed a career-best 72.2% of his passes (13-18) for 145 yards, including that touchdown. . . also posted career-best 40 rushing yards (six carries). . . the following week, completed 12-27 for 153 yards, including two touchdowns and one interception at Indianapolis, 9/27. . . followed that with all-around career-numbers, with a 278-yard passing performance vs. New England, 10/4, when he threw for 47 passes, completing a 25. . . did not play at Atlanta, 10/18, and was designated 3rd QB for the remainder of the season. . . also recovered one fumble following a turnover. **1997** — Saw action in seven games on the year, starting two. . . was inactive for five, and dressed but did not play in four others. . . completed 42 of 91 passes (46.2%) for 518 yards, with four touchdowns and eight interceptions. . . also rushed for 26 yards on eight carries, with a long of 10. . . saw first NFL action in team's opening contest at St. Louis Rams, completing 4 of 12 passes for 69 yards, with a 30-yard TD, and an interception. . . started first NFL contest vs. Carolina, 10/19, and was 13 of 32 for 132 yards and two interceptions. . . his best game came vs. Atlanta, 10/12, when he completed 9 of 13 for 120 yards, with a touchdown and an interception. . . also threw touchdown passes at San Francisco, 9/14, an eight-yarder, as part of a seven of 15 performance for 119 yards, and at Kansas City, when he completed two of four passes for 18 yards, including a 14-yard TD pass. . . was involved in one

of the most memorable plays of the year, when his helmet was turned completely around from a sack, on the last play of the game vs. Carolina, 10/19.

COLLEGE: Was just the second Heisman Trophy winner ever selected by the Saints (RB George Rogers, 1981 selection) until the selection of RB Ricky Williams in 1999. . . left Florida with school and Southeastern Conference career records with 114 touchdown passes, seven shy of the NCAA Division I-A record of 121 (Ty Detmer). . . his 10,875 passing yards rank second in SEC history, set a Gator record and rank fifth in Division I-A annals. . . gained 10,800 yards in total offense (fourth in Division I-A history), the second-best career total in conference history (Eric Zeier, 10,841). . . was a unanimous All-American second-team selection. . . recipient of the Heisman Trophy and the Davey O'Brien Award and was an All-Southeastern Conference first-team and Offensive Player of the Year after starting every game in 1996. . . completed 207 of 360 passes for 3,625 yards and 39 TDs. . . his yardage and scoring totals broke his 1995 school season records. . . his 39 TD passes ranked first in Division I-A. . . gained 3,525 yards in total offense, breaking the previous Gator mark of 3,176 (Shane Matthews, 1992). . . responsible for 41 touchdowns, breaking his old school record of 37 set in 1995. . . in national title game, Wuerffel closed out his career by hitting on 18 of 34 passes for 306 yards with touchdowns of 9, 31, and 8 yards to Ike Hilliard in a 52-20 drubbing of Florida State in the Sugar Bowl, giving the Gators the national championship. . . in 1995, was an All-American first-team choice by Football News, adding second-team honors from Associated Press. . . GTE/CoSIDA Academic All-American Player of the Year. . . All-SEC first-team selection by the Associated Press. . . Academic All-SEC pick. . . Football News National Player of the Year and Walter Camp NCAA Back of the Year. . . winner of the Davey O'Brien National Quarterback of the Year Award. . . one of three finalists for the Maxwell Award, given to the top player in college football. . . Sammy Baugh College Passer of the Year. . . SEC and College Sports Player of the Year. . . earned SEC Offensive Player of the Week accolades vs. Tennessee, Auburn and Florida State. . . led the nation with a 178.4 passing efficiency rating. . . completed 210 of 325 passes (64.6%) for Gator season records of 3,266 yards and 35 touchdowns. . . 3,125 total offensive yards ranked third in school annals. . . SEC Academic Honor Roll in 1994, playing in every game, starting the final six contests. . . completed 132 of 212 passes for 1,754 yards and 18 TDs. . . was voted Football News Freshman All-American first-team pick in 1993. . . Academic All-SEC choice. . . SEC Freshman of the Year selection by the Knoxville News-Sentinel. . . set an NCAA freshman season-record with 22 touchdown passes. . . set a school freshman-season record with 2,230 yards passing . . . redshirted in 1992. . . was a journalism/public relations major, earning CFA Scholar-Athlete Team honors and Academic All-American accolades with a 3.68 GPA.

PERSONAL: Was a Super Prep, Blue Chip Report and National High School Recruiting Service All-American selection at Ft. Walton Beach (Fla.) High. . . USA Today Florida Player of the Year after completing 167 of 244 passes (state-record 68.4%) for 3,055 yards, 27 TDs and only four interceptions while guiding the team to a 14-0 record and the state Class 4-A title. . . became the first player ever to unanimously gain Northwest Florida Player of the Year honors from the Florida Daily News. . . threw for 5,492 yards with 49 scores and 13 INTs on 323 of 522 attempts during his career. . . All-Sports Association of Northwest Florida Scholastic Award Winner. . . National Honor Society member, graduating with a 4.5 GPA. . . married (Jessica). . . full name is Daniel Carl Wuerffel.

GAMES STARTED/PLAYED: (1997, 2/7); (1998, 4/5). Totals 6/12.

| Year | PASSING | | | | | | RUSHING | | | |
|--------|---------|-------|------|------|-----|----|---------|------|----|----|
| | Att. | Comp. | Yds. | Int. | LG | TD | No. | Yds. | LG | TD |
| 1997 | 91 | 42 | 518 | 8 | 47 | 4 | 6 | 26 | 10 | 0 |
| 1998 | 119 | 62 | 695 | 5 | 64t | 5 | 11 | 60 | 18 | 0 |
| Totals | 210 | 104 | 1213 | 13 | 64t | 9 | 17 | 86 | 18 | 0 |

Additional Stats: Fumbles recovered (3): 1997, 2; 1998, 1.

Career-Highs

Attempts: 47, vs. New England, 10/4/98
Completions: 25, vs. New England, 10/4/98
Comp. Pct: 72.2%, vs. Carolina, 9/13/98
Yards Passing: 278, vs. New England, 10/4/98
Long Pass: 64t, vs. Carolina, 9/13/98
TDs Passing: 2, twice (at Indianapolis, 9/27/98; vs. New England, 10/4/98)
Interceptions: 3, at San Francisco, 9/14/97
Rushes: 6, vs. Carolina, 9/13/98

Yards Rushing: 40, vs. Carolina, 9/13/98
Long Run: 18, vs. Carolina, 9/13/98



RYAN YARBOROUGH

Wide Receiver Year With Saints: 1 Year in NFL: 6

Ht: 6-2 Wt: 195 College: Wyoming

Born: April 26, 1971 at Park Forest, Illinois

Joined Saints: Unrestricted Free Agent (Baltimore), 1999

PRO: Was originally selected by the New York Jets in the second round of the 1994 NFL Draft (41st overall). . . was traded to the Green Bay Packers, 7/26/96. . . placed on reserve/left squad, 8/10/96, then was reinstated on 2/13/97. . . waived by Green Bay, 8/14/97, and claimed by Baltimore and awarded, 8/15/97. . . was waived by the Ravens, 11/2/98. Was signed by the Saints, 5/17/98. Contract runs through 1999 with no option. **1998** — Saw action in six games on the year, starting one. . . was inactive for two games. . . caught four passes for 39 yards (9.8 avg.) with a long of 18. . . started vs. Tennessee, 10/11. . . was inactive for the Ravens' initial contest of the season, vs. Pittsburgh, 9/6, and vs. Jacksonville, 11/1. **1997** — Saw action in all 16 games, starting three. . . had 16 receptions for 183 yards. . . started first-ever game for Ravens at N.Y. Giants, 9/14, had no stats. . . made second start of season at Pittsburgh, 11/9, catching one pass for 13 yards. . . started third game of season at Jacksonville, and had no stats. . . caught game and season-high five passes for 55 yards at San Diego, 9/28, which was one catch short of career-best. **1996** — Traded to Green Bay, 7/26/96, but left the Packers and was placed on reserve/left squad. . . reinstated, 2/13/97. **1995** — Played in all 16 games on the year, starting two for the New York Jets. . . had 18 receptions for 230 yards and two touchdowns. . . set career-highs with six receptions for 105 yards and two touchdowns in 31-28 loss at New England, 12/10. . . started opener at Miami, 9/3, for first NFL start, catching an 18-yard pass. **1994** — Had six catches for 42 yards and one touchdown in 13 games as a rookie. . . caught first NFL touchdown pass at Minnesota, 11/20. . . caught first two passes for 16 yards at Cleveland, 10/2.

COLLEGE: Two-time All-America choice at Wyoming, finishing his career with 229 receptions for 4,357 yards and 42 touchdowns. . . set or tied five NCAA records. . . led the nation in receiving yards (1,512), yards per catch (22.6) and receiving touchdowns (16) as a senior in 1993. . . owns the Division I-A record with seven 200-yard games. . . recorded three 1,000-yard seasons. . . his 42 touchdown receptions are second in NCAA history. . . 18 of his 42 touchdowns were 50 yards or longer. . . finished his career with a string of 34 consecutive games with a reception.

PERSONAL: Earned all-area and all-conference honors as a senior at Rich East (Park Forest, Ill.) High. . . also lettered in basketball and baseball. . . father, Darwin, played receiver at Morgan State in the 1960's. . . full name is Ryan Keith Yarbrough.

GAMES STARTED/PLAYED: (1994, 0/13); (1995, 2/16); (1997, 3/16); (1998, 1/6). Totals 6/51.

| Year | No. | RECEIVING | | | LG | TD |
|------------------|-----|--------------|------|--|----|----|
| | | Yards | Avg. | | | |
| 1994 (N.Y. Jets) | 6 | 42 | 7.0 | | 12 | 1 |
| 1995 (N.Y. Jets) | 18 | 230 | 12.8 | | 38 | 2 |
| 1996 (Green Bay) | | Did Not Play | | | | |
| 1997 (Baltimore) | 16 | 183 | 11.4 | | 26 | 0 |
| 1998 (Baltimore) | 4 | 39 | 9.8 | | 18 | 0 |
| Totals | 44 | 494 | 11.2 | | 38 | 3 |

Career-Highs

Receptions: 6, at New England, 12/10/95
Yards Receiving: 105, at New England, 12/10/95
Long Reception: 38, at New England, 12/10/95
TDs: 2, at New England, 12/10/95

Additional Statistics: Special Teams Tackles (8): 1995, 8.

1999 DRAFT



RICKY WILLIAMS

Running Back

Ht: 5-10 Wt: 236 College: Texas

Born: May 21, 1977 at San Diego, California

Joined Saints: Draft Choice No. 1, 1999

The selection of Ricky Williams, 1998 Heisman Trophy winner, marks just the first time in NFL history that one player has been a team's entire draft class. Owns 20 NCAA rushing records, including most rushing yards (6,279), all-purpose yards (7,206), highest average per carry (6.2), rushing touchdowns (72), total touchdowns scored (75), 200-yard rushing games (11, tied Marcus Allen of Southern California, 1978-81), points scored (452), games with a touchdown (33) and games with two or more scores (21). Finished his career with 44 school records. Only one of the top 13 all-time all-purpose rushers to accomplish that feat without having ever returned a kickoff. 3,889 of his 6,279 rushing yards have come after initial contact. Averaged 182.5 yards per game in the last two years since shifting from fullback to tailback. Started 46 of 48 games he played in (including two bowls). Caught at least one pass in 41 of 46 regular season games. One of the most decorated athletes in college football history. **1998** - Unanimous All-American & All-Big Twelve Conference first-team choice. . . recipient of the Heisman Trophy, Maxwell Award, Walter Camp Foundation Player of the Year Award, the first-ever Associated Press National Player of the Year Award, Football News Offensive Player of the Year Trophy, The Sporting News Player of the Year Award & became the first player to earn back-to-back Doak Walker Award honors. . . first Texan since Johnnie Johnson (1978-79) to earn All-American honors in consecutive seasons. . . named the conference's Offensive Player of the Year. . . became the eighth player in the history of college football to rush for over 2,000 yards in a single season, as he gained 2,124 yards with 27 touchdowns on 361 carries (5.9 avg.). . . his 2,124 yards rank fifth on the Division I-A season-record list. . . his 27 touchdowns rank third on the NCAA's season-record chart. . . set NCAA records with two 300-yard rushing performances, 668 rushing yards & 11 touchdowns during a two-game span. . . opened the season with 215 yards & 6 touchdowns on 36 attempts against New Mexico State. . . added 160 yards on 29 tries with 3 fourth quarter scores against UCLA, including three receptions for 54 yards. . . against Rice, rushed 30 times for 318 yards & 6 touchdowns (31, 16, 17, 29, 27 & 41 yards), adding 32 yards on four catches. . . followed with 350 yards on 37 carries with 5 scores, including a 68-yarder against Iowa State. . . gained 139 yards on 31 carries with a pair of touchdowns against Oklahoma. . . versus Baylor, carried 39 times for 259 yards with 14 & 7-yard scores in the fourth quarter to rally the Longhorns to a 30-20 victory. . . picked up 150 yards on 37 carries against Nebraska. . . Oklahoma State saw him catch three passes for 74 yards, including a 48-yard score & rush 23 times for 90 yards, with a three-yard touchdown. . . against Texas Tech added 141 yards

SAINTS 1999 DRAFT

| Round | Pick | Player | Pos. | Ht. | Wt. | Born | College |
|---|------|---|------|------|-----|---------|---------|
| 1a | 5 | Ricky Williams | RB | 5-10 | 236 | 5/21/77 | Texas |
| (Choice acquired from Washington for 1st (12), 3rd (71), 4th (107), 5th (144), 6th (179), and 7th (218) round draft choices in 1999 NFL Draft and 1st and 3rd round draft choices in 2000 NFL Draft). | | | | | | | |
| 1b | 12 | (Pick traded to Washington Redskins) | | | | | |
| 2 | 41 | (Pick traded to St. Louis Rams for WR Eddie Kennison) | | | | | |
| 3 | 71 | (Pick traded to Washington Redskins) | | | | | |
| 4 | 107 | (Pick traded to Washington Redskins) | | | | | |
| 5 | 144 | (Pick traded to Washington Redskins) | | | | | |
| 6 | 179 | (Pick traded to Washington Redskins) | | | | | |
| 7 | 218 | (Pick traded to Washington Redskins) | | | | | |

on 30 attempts with an 11-yard touchdown. . . Texas A&M saw him catch five passes for 36 yards & carry the ball 44 times for 259 yards, including a 60-yard touchdown that gave the Longhorns a 26-24 decision. . . closed out his college career against Mississippi State in the Cotton Bowl, rushing 30 times for 203 yards & a pair of scores, including a 37-yarder, & catching five passes for 45 yards. **1997** - Consensus All-American & All-Big Twelve Conference first-team choice. . . winner of the Doak Walker Award, given to the nation's top running back. . . finished fifth in voting for Heisman Trophy. . . Big Twelve Offensive Player of the Year. . . finalist for Football News' Offensive Player of the Year Award. . . named team Most Valuable Player. . . became the first Longhorn to lead the NCAA in a statistical category as he finished first in rushing, averaging 172.1 yards per game & scoring (13.8 ppg). . . ranked second in the country with an average of 185.7 all-purpose yards per game. . . carried 279 times for 1,893 yards (6.8 avg.) & 25 touchdowns, breaking the previous school season-record of 1,744 yards by Earl Campbell in 1977. . . reached the 1,000-yard plateau faster than any other Longhorn back, accomplishing that feat on his 168th carry. . . caught 20 passes for 150 yards (7.5 avg.). . . opened the season against Rutgers with 19 runs for 155 yards & 3 scores, including a 74-yarder. . . Rice saw him score five touchdowns, finishing with 249 yards on 28 carries. . . picked up 223 yards on 40 tries with a pair of 1-yard touchdowns vs. Oklahoma. . . followed up with 23 attempts for 235 yards & two scores, including an 80-yarder against Missouri. . . gained 201 yards on 29 runs against Colorado, which included four touchdowns, one a 71-yarder. . . piled up 241 yards on 31 carries with 6 & 87-yard scores against Baylor (87-yarder was the fourth-longest run from scrimmage in school history). . . against Kansas, collected 211 yards & 3 touchdowns, including a 56-yarder on 26 tries. . . piled up 183 yards on 33 carries with a pair of scores before an ankle injury sidelined him against Texas A&M late in the third quarter. **1996** - All-Big Twelve Conference first-team pick. . . earned ABC Sports Player of the Game honors vs. Notre Dame & Fox Sports Player of the Game accolades vs. Missouri, Oklahoma State & Kansas. . . started every game at fullback, and led the team with 205 carries for 1,272 yards (6.2 avg.) & 12 touchdowns. . . caught 25 passes for 291 yards (11.6 avg.) & a pair of scores. **1995** - All-Southwest Conference second-team pick. . . shared SWC Offensive Newcomer of the Year honors with teammate Shon Mitchell. . . broke Earl Campbell's freshman rushing record (928 in 1974) with 990 yards & eight touchdowns on 166 carries (6.0 avg.). . . caught 16 passes for 224 yards (14.0 avg.) while starting 11 games at fullback. Selected in the eighth round of the 1995 draft as an outfielder by the Philadelphia Phillies. . . taken in the 1998 Rule V Draft by the Montreal Expos, who then sold his rights to the Texas Rangers. Was an USA Today All-American honorable mention & "Best of the West" pick by the Long Beach Press-Telegram at Patrick Henry (San Diego) High. . . named Offensive Player of the Year by the San Diego Union-Times as a senior, rushing for 2,099 yards & 25 touchdowns, en route to adding All-State accolades while also performing as a linebacker. . . finished his career with 4,129 yards & 55 touchdowns. . . All-State & All-League pick as an outfielder in baseball. . . batted .340 with 26 stolen bases as a senior & .333 with 31 stolen bases as a junior. . . wrestled in the heavyweight division & also ran track, qualifying for the state finals in the 400-meter relays. . . was an elementary education major at Texas, earning academic accolades from the Big Twelve Commissioner's Office & Texas Athletic Director's Honor Roll. . . member of the American Football Coaches Association "Good Works" Team. . . his twin sister, Cassie & younger sister, Nisey, attend Texas (Ricky helped pay their tuition through his baseball bonus). . . son of Sandy Williams. . . born Errick Lynne Williams.

Ricky Williams' College Statistics

| | RUSHING | | | | | RECEIVING | | | |
|--------|---------|-------|------|----|----|-----------|-------|----|----|
| | No. | Yards | Avg. | LG | TD | No. | Yards | LG | TD |
| 1995 | 166 | 990 | 6.0 | 66 | 8 | 16 | 224 | 49 | 0 |
| 1996 | 205 | 1272 | 6.2 | 75 | 12 | 25 | 291 | 46 | 2 |
| 1997 | 279 | 1893 | 6.8 | 87 | 25 | 20 | 150 | 27 | 0 |
| 1998 | 361 | 2124 | 5.9 | 68 | 27 | 24 | 262 | 48 | 1 |
| Totals | 1011 | 6279 | 6.2 | 87 | 72 | 85 | 927 | 49 | 3 |

OTHER SAINTS FOR 1999

TYREE ALLISON, Defensive Tackle, Hofstra. . . 6-2, 314. . . Defensive tackle has good size and speed. . . played three years at Hofstra, totaling 91 tackles (28 solo) and 1.5 sacks. . . came to Hofstra in fall of 1995 after transferring from Livingstone College in Salisbury, North Carolina, where he played eight games as a freshman. . . majored in marketing. . . played football, basketball, and was a member of the track and field team at Beach Channel H.S., in Rockaway Park, NY. . . was named to All-New York City Coaches first team, and second team all-city by the New York Daily News and Newsday in 1994. . . set a school record with 95 tackles and nine sacks as a senior. . . born 2/23/76.

CUNCHO BROWN, Tight End, Penn State. . . 6-4, 271. . . signed by the Saints to a one-year, no option contract, 4/23/99. . . finished career at Penn State with 43 receptions for 482 yards (11.2 avg.) and one touchdown in 37 games, including 22 starts. . . had 21 receptions for 245 yards (11.7 avg.) his senior year. . . majored in rehabilitation services. . . was a Parade All-American tight end and defensive lineman at Parkland High School in Winston-Salem, NC. . . born 11/2/76.

JUSTIN BURROUGHS, Center, North Carolina State. . . 6-5, 292. . . signed by the Saints to a two-year, no option contract. . . played collegiately at North Carolina State, and played his final two years at C after making the switch from TE. . . saw action in 22 games at center. . . converted to center from tight end in 1996. . . majored in sports management. . . played two seasons at Providence High School in Charlotte, NC. . . born 5/22/76.

PHIL CLARKE, Linebacker, Pittsburgh. . . 6-0, 230. . . played four years for the Panthers, recording 242 tackles and 8 sacks. . . in 1998, recorded 61 tackles (39 solo) and 2 sacks in eight starts, earning second team All-Big East honors for the second consecutive year. . . had breakthrough year in 1997, when he made 124 tackles (86 solo), and five sacks. . . was selected Big East second-team. . . majored in communications. . . earned three letters at South Miami Senior High School in South Miami, FL. . . finished career with 427 tackles, including 147 during his senior campaign, which led the county. . . has five brothers and eight sisters. . . born 1/9/77 in Miami, FL.

MARVIN COLEY, Linebacker, North Alabama. . . 6-5, 260. . . played one season for North Alabama after transferring from Mississippi State, where he played for two years. . . in 1998, recorded 15 tackles (9 solo) and 2 sacks in nine games. . . played in one game in 1997 at defensive tackle for Mississippi State played two games in 1996, and had five tackles and a pass deflection. . . played two years at Coahoma Community College in Mississippi from 1994-95. . . majored in business information systems. . . played at Pahokee High School in Pahokee, FL. . . hails from the same hometown of Saints great Rickey Jackson. . . born 2/27/77 in Pahokee, FL.

CHRIS CUMMINGS, Cornerback, Louisiana State. . . 5-9, 185. . . signed by the Saints to a two-year no option contract, 4/23/99. . . moved over from wide receiver to cornerback in 1997. . . totaled 61 tackles (45 solo), and 12 passes defended in 21 games, including 16 starts. . . was named the LSU Special Teams Player of the Year in 1995 and 1996. . . as a wide receiver, caught one pass for eight yards. . . also participated with the LSU track & field team for two spring seasons. . . a four-time track All-American. . . won the SEC Outdoor Championship in the 100 and 200 meter dash in 1997. . . finished third at the NCAA Outdoor Track & Field Championships in the 100-meter dash in 1996. . . selected to tryout for the US Olympic Team and competed in Olympic Trials at Atlanta in June of 1996. . . attended Dothan High School in Dothan, AL. . . born 1/5/74 in Dothan, AL.

JUSTIN ERNEST, Defensive Tackle, Eastern Kentucky. . . 6-3, 284. . . signed by the Saints to a one-year, no option contract, 4/23/99. . . played at Eastern Kentucky from 1997-98, and totaled 86 tackles (49 solo) and 5.5 sacks (45 yards). . . transferred to Eastern Kentucky from Orange Coast College in Orange, CA.

MALCOLM FLOYD, Wide Receiver, Fresno State. . . 6-0, 194. . . signed by the Saints to a one-year, no option contract, 2/23/99. . . originally drafted by Houston with a 3rd round compensatory selection in the 1994 NFL Draft. . . played 1994-96 with the Oilers until being released by Tennessee, 9/5/97. . . was signed by the St. Louis Rams, 9/30/97, and was released, 8/30/98. . . in four year NFL career, has played in 49 games, starting one, and caught 26 passes for 351 yards (13.5 avg.) and two touchdowns. . . Floyd had three catches for career-high 90 yards, and one touchdown, a career-long 63-yarder at Jacksonville, 9/8/96. . . caught 86 passes for 1,802 yards with 18 touchdowns at Fresno State. . . attended C.K. McClatchy High School in Sacramento, CA. . . married (Debbie). . . born 12/9/72 in San Francisco, CA.

P.J. FRANKLIN, Wide Receiver, Tulane... 5-10, 180... signed by the Saints to a one-year, no option contract on 4/23/99... ended his career at Tulane as the Green Wave's third all-time leading receiver for 2,260 yards and 21 touchdowns... caught 74 passes for 1,174 yards and 11 touchdowns his senior year... lettered in football and basketball at Amite High School... born September 28, 1977 in Independence, LA.

SCOTT GUMINA, Safety, Mississippi State... 5-11, 204... signed by the Saints to a one-year, no option contract, 2/23/99... was a four-year letterman (1991-94) at Mississippi State... recorded 124 tackles (84 solo) over 42 games, including 16 starts for the Bulldogs, playing both outside linebacker and strong safety... majored in accounting... attended John Curtis Christian School in River Ridge, LA... was an all-state selection at strong safety, and also a three-year letterman in baseball... born 11/26/71 in New Orleans, LA.

MIKE HALAPIN, Tackle, Pittsburgh. . . 6-5, 310. . . signed by the Saints to a one-year, no option contract, 2/23/99, switching to offensive tackle from defensive tackle. . . played for the Rhein Fire of NFL Europe in the spring of 1999. . . originally signed with the Tennessee Oilers as an undrafted free agent in 1996. . . released by the Oilers, 8/30/99. . . saw action in 13 games with the Oilers as a defensive tackle, starting one. . . for his career, has five solo tackles, and one forced fumble. . . had a career-high three tackles and forced fumble at Pittsburgh, 9/28/97. . . four-year starter on defensive line at the University of Pittsburgh. . . saw action in 44 games, starting 34, and collecting 141 tackles, 5.5 sacks, three fumble recoveries, and two interceptions. . . majored in information science. . . four-year letterman at Kiski Area High in Vandergrift, PA. . . born 7/1/73 in New Kensington, PA.

COREY HARRIS, Cornerback, North Alabama. . . 5-10, 191. . . played for North Alabama after transferring from The Citadel after the 1996 season. . . was one of the top return men in school history, also averaging 34.9 yards per interception return during his career on eight interceptions. . . started all 10 games in 1998, making 41 tackles (30 solo), and intercepting 4 passes for 82 yards, and was a second-team All-Gulf South Conference selection. . . in a game against Henderson State, returned both a punt and kickoff for a touchdown. . . started 12 games at cornerback in 1997, and posted 54 tackles and four interceptions for 197 yards. . . was a first-team Daktronics All-South Region selection, and a second-team All-Gulf South Conference. . . in 1996, at The Citadel, started six games and recorded 63 tackles. . . in 1995, recorded 58 tackles and one interceptions. . . also wrestled for the Bulldogs as a freshman. . . majored in physical education. . . was a first-team all-middle Georgia and all-state honorable mention selection in football at Northside High School in Warner-Robins, GA. . . born 11/28/76.

CARLOS JONES, Cornerback, Miami. . . 5-11, 180. . . signed by the Saints to a one-year, no option contract, 2/23/99. . . played for the Amsterdam Admirals of NFL Europe in the spring of 1999. . . originally drafted by the Seattle Seahawks in the seventh round of the 1997 NFL Draft. . . four-year letterman at the University of Miami, who finished his career with 90 tackles and seven interceptions in 41 games, with 23 starts. . . started as a sophomore and junior, earning first team All-Big East honors in 1994 and second-team choice in 1995. . . graduated with a degree in sociology. . . was a Parade All-American choice at Archbishop Shaw High School in Marrero, LA. . . played defensive back and quarterback. . . born in 8/31/73, in New Orleans, LA.

GANA JOSEPH, Safety, Oklahoma... 6-0, 212... signed by the Saints to a two-year, no option contract, 4/23/99... leading tackler amongst defensive backs in University of Oklahoma history... finished career from 1996-98 with 297 tackles (200 solo), and ten passes defended... was named Big 12 Conference Defensive Player of the Year in 1996 by league coaches for his 105 tackle (66 solo) performance... in 1998 had 105 tackles (73 solo) again, along with one sack for -7 yards, and one forced fumble... was a first-team All-State selection at Southridge High School in Miami, FL... born 4/20/77.

BRYAN LABELLE, Tackle, Northwestern. . . 6-7, 311. . . started final 24 games during career at Northwestern. . . picked by Superprep as number 18 prospect out of the Northwest at Kentwood High School in Kent, WA. . . majored in organizational studies. . . born 4/12/76.

RON LESHINSKI, fullback, Army... 6-2, 248... signed by the Saints as a rookie free agent, 4/25/97, spent the 1997 and 1998 seasons fulfilling his military commitment... spent the 1998 spring playing with the Frankfurt Galaxy of NFL Europe, starting every game at tight end... started every game all four years with the Cadets... attended Vermillion High School in Vermillion, Ohio... single... born 3/6/74 in Sandusky, Ohio.

TONY MARANTO, cornerback, Northwestern (LA) St. . . 5-11, 200. . . signed by the Saints to a one-year, no option contract, 2/23/99. . . played for the Berlin Thunder of NFL Europe in the spring of 1999. . . signed with the Saints as an undrafted free agent to a one-year, no option contract, 5/15/98. . . waived, 7/21/98. . . played four years for the Demons as a defensive back. . . in hi senior year, ranked second in the Southland Football

Conference and 19th nationally in interceptions with 6. . . hospitality and tourism major. . . attended Port Allen High School in Bueche. . . single. . . born 7/28/76 in Bueche, Louisiana.

RICK NORD, Guard, Louisville. . . 6-6, 310. . . signed by the Saints to a one-year, no option contract 4/23/99. . . started 33 games at guard from 1996-98. . . graduated with a degree in justice administration in 1998, and is working towards a master's degree in public administration. . . attended St. Xavier High School in Louisville, KY. . . cousin of Louisville tight ends coach Greg Nord and current UTEP coach Gary Nord. . . born 6/17/75.

MARVIN POWELL, Fullback, USC... 6-2, 235... signed by the Saints to a two-year, no option contract, 4/23/99... played safety, linebacker, tight end, and fullback during his career at USC... caught four passes for 13 yards in 12 games in 1998 for the Trojans... majored in history... attended Birmingham High in Van Nuys, CA... father, Marvin, was a two-time (1975-76) All-American first team offensive tackle at USC who was inducted into the College Football Hall of Fame (1994), was the fourth pick of the 1977 NFL draft and was an all-Pro during his 11-year NFL career with the New York Jets and Tampa Bay Buccaneers.

THOMAS SCHAU, Center, Illinois. . . 6-5, 290. . . signed by the Saints to a one-year, no option contract, 4/23/99. . . started 25 of 32 games on the offensive line at Illinois. . . started 17 games at center, seven at left tackle, and one at guard. . . a two-time Academic All-Big Ten selection in speech communication. . . majored in speech communications. . . attended Bloomington High School, in Bloomington, IL. . . played alongside twin brother Ryan, a starting left tackle for Illinois. . . born 12/30/75.

STEVE SCIFRES, Tackle, Wyoming... 6-4, 300... signed by the Saints to a one-year, no option contract, 2/23/99... played for the Frankfurt Galaxy of NFL Europe in the spring of 1999... was signed by the Carolina Panthers, 9/30/98, and waived, 11/15/98... saw action in one game in 1998 for the Panthers... drafted by the Dallas Cowboys as their second third round pick in 1997... was inactive for six games in the 1997 season, seeing action in six others... started every game of college career (47 games) at Wyoming and was an Outland Trophy finalist as a senior... earned a degree in psychology... attended the Air Force Academy Prep School (1990-91), in Colorado Springs, CO, before enrolling at Wyoming... originally attended Mitchell High School, in Colorado Springs, CO, where he was a two-way tackle and the city's player of the year in 1989... brother, Jim, was an offensive guard at Wyoming from 1986-90... resides with wife, Amanda, in Flower Mound, TX... born 1/22/72, in Colorado Springs, CO.

DONNIE SPRAGAN, Linebacker, Stanford. . . 6-4, 240. . . signed by the Saints to a one-year, no option contract, 4/23/99. . . played at Stanford and totaled 103 tackles (75 solo) and seven sacks (52 yards) from 1996-98. . . posted career-bests in 1998 with 58 tackles (41 solo) and five sacks (39 yards) in 1998. . . attended University of the Pacific as a freshman in 1995. . . as a freshman, appeared in nine games, three as a starter, and recorded 20 total tackles, one tackle-for-lost and one fumble recovery. . . majored in civil engineering. . . attended Logan High School in Union City, CA. . . born 7/12/96.

L.C. STEVENS, Wide Receiver, North Carolina... 6-4, 218... signed by the Saints to a two-year, no option contract on 4/23/99... totaled 120 receptions for 2002 yards (16.7 avg.) and 13 touchdowns in 42 games played (34 starts) from 1995-98... attended Clinton High School in Clinton, North Carolina... born 11/31/74.

HOME GROWN TALENT

In 1998, tackles William Roaf and Keno Hills, wide receiver Brett Bech and quarterback Jake Delhomme became the most recent players from a Louisiana college to appear with the Saints. Roaf went to Louisiana Tech, Hills and Delhomme at USL and Bech starred at LSU. That total, which now stands at 63, breaks down as follows: LSU 22, Northwestern Louisiana 8, Tulane and Grambling State 7, Southern 6, Louisiana Tech 5, Nicholls State 4, Southwestern Louisiana 2, McNeese State and Northeast Louisiana 1. Seven coaches in team history attended Louisiana colleges. They are Lynn Amadee (1973, LSU), Buck Buchanan (1976-77, Grambling St.), Ed Khayat (1967-70, Tulane), Glenn Mayeaux (1996, UNO), Lou Riecke (1980, LSU) and Alvin Roy (1976-77, LSU). Special teams coach Bobby April, who is entering his fourth season with the Saints, attended Nicholls State. Center Jerry Fontenot, who attended Texas A&M, is a Lafayette, La., native.



SAINTS 1999 TRAINING CAMP DEPTH CHART

OFFENSE

| | |
|----|--|
| WR | 83 Keith Poole, 86 Danan Hughes, 81 Gunnard Twyner, 17 P.J. Franklin, 18 Malcom Floyd, 16, L.C. Stevens |
| LT | 77 William Roaf, 76 Keno Hills, 78 Daryl Terrell, 79 Mike Halapin |
| LG | 63 Wally Williams, 67 Tom Schau, 74 Steve Scifres |
| C | 69 Tom Ackerman, 61 Justin Burroughs, 62 Jerry Fontenot, 46 Kendall Gammon |
| RG | 65 Chris Naeole, 66 Joe Cocozzo, 73 Bryan LaBelle |
| RT | 68 Kyle Turley, 71 Rick Nord, 79 Mike Halapin |
| TE | 85 Cameron Cleeland, 87 John Farquhar, 84 Scott Slutzker, 80 Tony Johnson, 48 Cunch Brown, 46 Kendall Gammon |
| WR | 82 Eddie Kennison, 88 Andre Hastings, 89 Brett Bech, 15 Lawrence Dawsey, 14 Ryan Yarborough, 19 Alonzo Johnson |
| QB | 12 Billy Joe Hobert, 11 Billy Joe Tolliver, 7 Danny Wuerffel, 9 Jake Delhomme |
| HB | 34 Ricky Williams, 26 Lamar Smith, 33 Wilmont Perry, 28 Troy Davis, 37 Dino Philyaw |
| FB | 32 Aaron Craver, 47 Josh Wilcox, 40 Marvin Powell, 45 Ron Leshinski |

DEFENSE

| | |
|-----|---|
| LE | 90 Jared Tomich, 92 Troy Wilson, 60 William Whitehead |
| LT | 93 Wayne Martin, 95 Austin Robbins, 70 Uhuru Hamiter, 99 Pio Sagapolutele, 79 Justin Ernest |
| RT | 97 La'Roi Glover, 75 Julian Pittman, 64 Troy Ridgley, 72 Tyree Allison |
| RE | 94 Joe Johnson, 91 Brady Smith, 96 Rob Lurtsema, 78 Marvin Coley |
| SLB | 52 Vinson Smith, 59 Keith Mitchell, 98 Ron Warner, 53 Donnie Spragan |
| MLB | 50 Kevin Mitchell, 56 Chris Bordano, 58 Marc Lillibridge, 49 Phil Clarke |
| WLB | 55 Mark Fields, 54 Ink Aleaga, 51 Armon Williams |
| LCB | 25 Alex Molden, 21 Earl Little, 36 Corey Harris |
| RCB | 22 Tyronne Drakeford, 24 Fred Weary, 42 Carlos Jones, 39 Chris Cummings |
| SS | 29 Sammy Knight, 23 Chris Hewitt, 20 Scott Gumina, 35 Tony Maranto |
| FS | 44 Rob Kelly, 30 Je'Rod Cherry, 27 Anthony Cobbs, 38 Gana Joseph |

SPECIALISTS

| | |
|---|-------------------|
| K | 10 Doug Brien |
| P | 6 Tommy Barnhardt |



HOW THE SAINTS ARE BUILT

| Year | Draft (23) | Trade (3) | Free Agents (60) |
|--------------|--|--|--|
| 1989 9-7 | Wayne Martin DT (1) | | |
| 1990 8-8 | | | |
| 1991 11-5 | | | |
| 1992 12-4 | | | |
| 1993 8-8 | William Roaf T (1a) | | |
| 1994 7-9 | Joe Johnson DE (1) | | |
| 1995 7-9 | Mark Fields LB (1) | | Doug Brien K |
| 1996 3-13 | Alex Molden CB (1) Je'Rod Cherry S (2) Brady Smith DE (3) Tom Ackerman C/G (5b) Keno Hills T (6a) | Austin Robbins DT (from Oakland) | Brett Bech WR Kendall Gammon TE Tony Johnson DE |
| 1997 6-10 | Chris Naeole G (1) Rob Kelly S (2a) Jared Tomich DE (2b) Troy Davis RB (3) Danny Wuerffel QB (4a) Keith Poole WR (4b) | | Ink Aleaga LB Anthony Cobbs CB Jake Delhomme QB John Farquhar TE Jerry Fontenot C Andre Hastings WR Chris Hewitt S Billy Joe Hobert QB Sammy Knight S Ron Leshinski TE Earl Little CB Keith Mitchell LB Pio Sagapolutele DT Gunnard Twyner WR |
| 1998 6-10 | Kyle Turley T (1) Cameron Cleeland TE (2) Fred Weary CB (4a) Julian Pittman DT (4b) Wilmont Perry RB (5) Chris Bordano LB (6) Ron Warner LB (7b) | Scott Slutzker TE (from Indianapolis) | Aaron Craver RB Tyronne Drakeford CB Marc Lillibridge LB Rob Lurtsema DT Tony Maranto WR Kevin Mitchell LB Troy Ridgley DT Lamar Smith RB Vinson Smith LB Daryl Terrell T Billy Joe Tolliver QB Josh Wilcox FB Tashe Williams T |
| 1999 | Ricky Williams RB (1) | Eddie Kennison WR (from St. Louis) | Tyree Allison DT Tommy Barnhardt P Cunch Brown TE Justin Burroughs C Phil Clarke LB Joe Cocozzo G Marvin Coley DL Chris Cummings CB Lawrence Dawsey WR Justin Ernest DT Malcom Floyd WR P.J. Franklin WR Scott Gumina S Mike Halapin T Corey Harris CB Danan Hughes WR Carlos Jones CB Gana Joseph S Bryan LaBelle T Rick Nord G Dino Philyaw RB Marvin Powell FB Thomas Schau C Steve Scifres T Donnie Spragan LB L.C. Stevens WR William Whitehead LB Armon Williams LB Wally Williams G Ryan Yarborough WR |

Off Waivers (4): 1997: La'Roi Glover DT (Oakland); 1998: Uhuru Hamiter DE (Philadelphia); Alonzo Johnson WR (New York Jets); Troy Wilson DE (San Francisco).



NEW ORLEANS SAINTS 1999 VETERAN ROSTER

| No. | Name | Pos. | Ht. | Wt. | NFL Exp. | Birthdate | College | How Acq. |
|-----|---------------------|------|------|-----|----------|-----------|----------------------|---------------|
| 69 | Ackerman, Tom | C/G | 6-3 | 296 | 4 | 9/6/72 | Eastern Washington | D5b-96 |
| 54 | Aleaga, Ink | LB | 6-1 | 251 | 3 | 4/4/73 | Washington | FA-97 |
| 6 | Barnhardt, Tommy | P | 6-2 | 228 | 13 | 6/11/63 | North Carolina | FA-99 |
| 89 | Bech, Brett | WR | 6-1 | 201 | 3 | 8/20/71 | LSU | FA-96 |
| 56 | Bordano, Chris | LB | 6-1 | 248 | 2 | 12/30/74 | SMU | D6-98 |
| 10 | Brien, Doug | K | 6-0 | 180 | 6 | 11/24/70 | California | FA-95 |
| 30 | Cherry, Je'Rod | DB | 6-1 | 208 | 4 | 5/30/73 | California | D2-96 |
| 85 | Cleeland, Cameron | TE | 6-4 | 272 | 2 | 8/15/75 | Washington | D2-98 |
| 27 | Cobbs, Anthony | CB | 6-0 | 191 | 2 | 1/9/74 | UCLA | FA-97 |
| 66 | Coccozzo, Joe | G | 6-4 | 295 | 6 | 8/7/70 | Michigan | FA-99 |
| 32 | Craver, Aaron | FB | 6-0 | 232 | 9 | 12/18/68 | Fresno State | UFA-98(SD) |
| 28 | Davis, Troy | RB | 5-7 | 191 | 3 | 9/14/75 | Iowa State | D3-97 |
| 15 | Dawsey, Lawrence | WR | 6-0 | 198 | 8 | 11/16/67 | Florida State | FA-99 |
| 9 | Delhomme, Jake | QB | 6-2 | 205 | 2 | 1/10/75 | Southwestern La. | FA-97 |
| 22 | Drakeford, Tyrone | CB | 5-11 | 185 | 6 | 6/21/71 | Virginia Tech | UFA-98(SF) |
| 87 | Farquhar, John | TE | 6-6 | 278 | 4 | 3/22/72 | Duke | FA-97 |
| 55 | Fields, Mark | LB | 6-2 | 244 | 5 | 11/9/72 | Washington St. | D1-95 |
| 18 | Floyd, Malcom | WR | 6-0 | 194 | 5 | 12/29/72 | Fresno St. | FA-99 |
| 62 | Fontenot, Jerry | C | 6-3 | 300 | 11 | 11/21/66 | Texas A&M | UFA-97(Chi) |
| 46 | Gammon, Kendall | C | 6-4 | 265 | 8 | 10/23/68 | Pittsburg St. (Kan.) | FA-96 |
| 97 | Glover, La'Roi | DT | 6-2 | 285 | 4 | 7/4/74 | San Diego State | Wai-97(Oak) |
| 790 | Halapin, Mike | T | 6-5 | 310 | 4 | 7/1/73 | Pittsburgh | FA-99 |
| 70 | Hamiter, Uhuru | DE | 6-4 | 280 | 2 | 3/14/73 | Delaware State | Wai-98(Phil) |
| 88 | Hastings, Andre | WR | 6-1 | 190 | 7 | 11/7/71 | Georgia | UFA-97(Pitt) |
| 23 | Hewitt, Chris | S | 6-0 | 210 | 3 | 7/22/74 | Cincinnati | FA-97 |
| 76 | Hills, Keno | G/T | 6-6 | 305 | 4 | 6/13/73 | Southwestern La. | D6a-96 |
| 12 | Hobert, Billy Joe | QB | 6-3 | 230 | 7 | 1/8/71 | Washington | FA-97 |
| 86 | Hughes, Danan | WR | 6-2 | 211 | 7 | 12/11/70 | Iowa | UFA-99(KC) |
| 19 | Johnson, Alonzo | WR | 5-11 | 186 | 2 | 4/18/73 | Central State (Ohio) | Wai-98(NYJ) |
| 94 | Johnson, Joe | DE | 6-4 | 270 | 6 | 7/11/72 | Louisville | D1-94 |
| 80 | Johnson, Tony | TE | 6-5 | 255 | 4 | 2/5/72 | Alabama | FA-96 |
| 42 | Jones, Carlos | CB | 5-11 | 180 | 2 | 8/31/73 | Miami | FA-99 |
| 44 | Kelly, Rob | S | 6-0 | 199 | 3 | 6/21/74 | Ohio State | D2a-97 |
| 82 | Kennison, Eddie | WR | 6-0 | 195 | 4 | 1/20/73 | Louisiana St. | Tr-99(STL.) |
| 29 | Knight, Sammy | S | 6-0 | 205 | 3 | 9/10/75 | USC | FA-97 |
| 58 | Lillibridge, Marc | LB | 6-1 | 245 | 2 | 2/18/72 | Iowa State | FA-98 |
| 21 | Little, Earl | DB | 6-0 | 191 | 2 | 3/10/73 | Miami | FA-97 |
| 93 | Martin, Wayne | DT | 6-5 | 275 | 11 | 10/26/65 | Arkansas | D1-89 |
| 59 | Mitchell, Keith | LB | 6-2 | 245 | 3 | 7/24/74 | Texas A&M | FA-97 |
| 50 | Mitchell, Kevin | LB | 6-1 | 250 | 6 | 1/1/71 | Syracuse | UFA-98(SF) |
| 25 | Molden, Alex | CB | 5-10 | 190 | 4 | 8/4/73 | Oregon | D1-96 |
| 65 | Naeole, Chris | G | 6-3 | 313 | 3 | 12/25/74 | Colorado | D1-97 |
| 33 | Perry, Wilmont | RB | 6-1 | 235 | 2 | 2/24/75 | Livingstone | D5-98 |
| 37 | Philyaw, Dino | RB | 5-10 | 205 | 3 | 10/30/70 | Oregon | FA-99 |
| 75 | Pittman, Julian | DT | 6-4 | 294 | 2 | 4/22/75 | Florida State | D4b-98 |
| 83 | Poole, Keith | WR | 6-0 | 193 | 3 | 6/18/74 | Arizona State | D4b-97 |
| 64 | Ridgley, Troy | DT | 6-3 | 300 | 2 | 10/28/70 | Notre Dame | FA-98 |
| 77 | Roaf, William | T | 6-5 | 312 | 7 | 4/18/70 | Louisiana Tech | D1a-93 |
| 95 | Robbins, Austin | DT | 6-6 | 290 | 6 | 3/1/71 | North Carolina | Tr-96(Oak) |
| 99 | Sagapolutele, Pio | DT | 6-6 | 302 | 9 | 11/28/69 | San Diego St. | UFA-97(NE) |
| 74 | Scifres, Steve | T | 6-4 | 300 | 3 | 1/22/72 | Wyoming | FA-99 |
| 84 | Slutzker, Scott | TE | 6-4 | 240 | 4 | 12/20/72 | Iowa | Tr-98(Ind) |
| 91 | Smith, Brady | DE | 6-5 | 260 | 4 | 6/5/73 | Colorado St. | D3-96 |
| 26 | Smith, Lamar | RB | 5-11 | 225 | 6 | 11/29/70 | Houston | UFA-98(Sea) |
| 52 | Smith, Vinson | LB | 6-2 | 247 | 12 | 7/3/65 | East Carolina | FA-98 |
| 11 | Tolliver, Billy Joe | QB | 6-1 | 217 | 9 | 2/7/66 | Texas Tech | UFA-98 |
| 90 | Tomich, Jared | DE | 6-2 | 272 | 3 | 4/24/74 | Nebraska | D2b-97 |
| 68 | Turley, Kyle | T | 6-5 | 300 | 2 | 9/24/75 | San Diego State | D1-98 |
| 81 | Twynner, Gunnard | WR | 5-10 | 183 | 3 | 7/14/73 | Western Illinois | FA-97 |
| 98 | Warner, Ron | LB | 6-2 | 252 | 2 | 9/26/75 | Kansas | D7b-98 |
| 24 | Weary, Fred | CB | 5-10 | 181 | 2 | 4/12/74 | Florida | D4a-98 |
| 47 | Wilcox, Josh | FB | 6-3 | 255 | 2 | 6/5/74 | Oregon | FA-98 |
| 51 | Williams, Armon | LB | 6-0 | 233 | 3 | 8/13/73 | Arizona | FA-99 |
| 720 | Williams, Tashe | T | 6-4 | 295 | 2 | 9/23/72 | Northern Colorado | FA-99 |
| 63 | Williams, Wally | C/G | 6-2 | 321 | 7 | 2/19/71 | Florida A&M | UFA-99 (Balt) |
| 92 | Wilson, Troy | DE | 6-4 | 257 | 4 | 11/22/70 | Pittsburg St. (Kan.) | Wai-98(SF) |
| 7 | Wuerffel, Danny | QB | 6-1 | 208 | 3 | 5/27/74 | Florida | D4a-97 |
| 14 | Yarborough, Ryan | WR | 6-2 | 195 | 6 | 4/26/71 | Wyoming | UFA-99 (Balt) |

NEW ORLEANS SAINTS 1999 ROOKIE/FIRST-YEAR ROSTER

| No. | Name | Pos. | Ht. | Wt. | NFL Exp. | Birthdate | College | How Acq. |
|-----|--------------------|------|------|-----|----------|-----------|------------------|----------|
| 72d | Allison, Tyree | DT | 6-2 | 314 | R | 2/23/76 | Holstra | FA-99 |
| 48 | Brown, Cunchio | TE | 6-4 | 271 | R | 11/2/76 | Penn St. | FA-99 |
| 61 | Burroughs, Justin | C | 6-5 | 292 | R | 5/22/76 | N.C. State | FA-99 |
| 49 | Clarke, Phil | LB | 6-0 | 241 | R | 1/19/77 | Pittsburgh | FA-99 |
| 78d | Coley, Marvin | DL | 6-3 | 284 | R | 2/27/76 | North Alabama | FA-99 |
| 39 | Cummings, Chris | CB | 5-9 | 185 | R | 1/5/74 | LSU | FA-99 |
| 79d | Ernest, Justin | DT | 6-3 | 284 | R | 12/17/72 | Eastern Kentucky | FA-99 |
| 17 | Franklin, P.J. | WR | 5-10 | 180 | R | 9/28/77 | Tulane | FA-99 |
| 20 | Gumina, Scott | S | 5-11 | 204 | 1 | 11/26/71 | Mississippi St. | FA-99 |
| 36 | Harris, Corey | CB | 5-10 | 191 | R | 11/28/76 | North Alabama | FA-99 |
| 38 | Joseph, Gana | S | 6-0 | 212 | R | 4/20/77 | Oklahoma | FA-99 |
| 73 | LaBelle, Bryan | T | 6-7 | 304 | R | 4/12/76 | Northwestern | FA-99 |
| 45 | Leshinski, Ron | FB | 6-2 | 248 | 1 | 3/6/74 | Army | FA-97 |
| 96 | Lurtsema, Rob | DE | 6-5 | 276 | 1 | 10/28/74 | Wisconsin | FA-98 |
| 35 | Maranto, Tony | CB | 5-11 | 200 | 1 | 7/28/76 | Northwestern St. | FA-99 |
| 71 | Nord, Rick | G | 6-6 | 310 | R | 6/17/75 | Louisville | FA-99 |
| 40 | Powell, Marvin | FB | 6-2 | 235 | R | 6/6/76 | USC | FA-99 |
| 67 | Schau, Thomas | C | 6-5 | 290 | R | 12/30/75 | Illinois | FA-99 |
| 53 | Spragan, Donnie | LB | 6-4 | 240 | R | 7/12/76 | Stanford | FA-99 |
| 16 | Stevens, L.C. | WR | 6-4 | 218 | R | 12/31/74 | North Carolina | FA-99 |
| 780 | Terrell, Daryl | T | 6-5 | 296 | 1 | 1/25/75 | Southern Miss. | FA-99 |
| 60 | Whitehead, William | LB | 6-3 | 285 | 1 | 1/26/73 | Auburn | FA-98 |
| 34 | Williams, Ricky | RB | 5-10 | 236 | R | 5/21/77 | Texas | FA-99 |

NEW ORLEANS SAINTS NUMERICAL ROSTER

| | | | | | | | | |
|----|---------------------|----|-----|--------------------|-----|-----|-------------------|-----|
| 6 | Barnhardt, Tommy | P | 40 | Powell, Marvin | FB | 73 | LaBelle, Bryan | T |
| 7 | Wuerffel, Danny | QB | 42 | Jones, Carlos | CB | 74 | Scifres, Steve | T |
| 9 | Delhomme, Jake | QB | 44 | Kelly, Rob | S | 75 | Pittman, Julian | DT |
| 10 | Brien, Doug | K | 45 | Leshinski, Ron | FB | 76 | Hills, Keno | G/T |
| 11 | Tolliver, Billy Joe | QB | 46 | Gammon, Kendall | C | 77 | Roaf, William | T |
| 12 | Hobert, Billy Joe | QB | 47 | Wilcox, Josh | FB | 78d | Coley, Marvin | DL |
| 14 | Yarborough, Ryan | WR | 48 | Brown, Cunchio | TE | 780 | Terrell, Daryl | T |
| 15 | Dawsey, Lawrence | WR | 49 | Clarke, Phil | LB | 79d | Ernest, Justin | DT |
| 16 | Stevens, L.C. | WR | 50 | Mitchell, Kevin | LB | 790 | Halapin, Mike | T |
| 17 | Franklin, P.J. | WR | 51 | Williams, Armon | LB | 80 | Johnson, Tony | TE |
| 18 | Floyd, Malcom | WR | 52 | Smith, Vinson | LB | 81 | Twynner, Gunnard | WR |
| 19 | Johnson, Alonzo | WR | 53 | Spragan, Donnie | LB | 82 | Kennison, Eddie | WR |
| 21 | Little, Earl | DB | 54 | Aleaga, Ink | LB | 83 | Poole, Keith | WR |
| 22 | Drakeford, Tyrone | CB | 55 | Fields, Mark | LB | 84 | Slutzker, Scott | TE |
| 23 | Hewitt, Chris | S | 56 | Bordano, Chris | LB | 85 | Cleeland, Cameron | TE |
| 24 | Weary, Fred | CB | 58 | Lillibridge, Marc | LB | 86 | Hughes, Danan | WR |
| 25 | Molden, Alex | CB | 59 | Mitchell, Keith | LB | 87 | Farquhar, John | TE |
| 26 | Smith, Lamar | RB | 60 | Whitehead, William | LB | 88 | Hastings, Andre | WR |
| 27 | Cobbs, Anthony | CB | 61 | Burroughs, Justin | C | 89 | Bech, Brett | WR |
| 28 | Davis, Troy | RB | 62 | Fontenot, Jerry | C | 90 | Tomich, Jared | DE |
| 29 | Knight, Sammy | S | 63 | Williams, Wally | C/G | 91 | Smith, Brady | DE |
| 30 | Cherry, Je'Rod | DB | 64 | Ridgley, Troy | DT | 92 | Wilson, Troy | DE |
| 32 | Craver, Aaron | FB | 65 | Naeole, Chris | G | 93 | Martin, Wayne | DT |
| 33 | Perry, Wilmont | RB | 66 | Coccozzo, Joe | G | 94 | Johnson, Joe | DE |
| 34 | Williams, Ricky | RB | 67 | Schau, Thomas | C | 95 | Robbins, Austin | DT |
| 35 | Maranto, Tony | CB | 68 | Turley, Kyle | T | 96 | Lurtsema, Rob | DE |
| 36 | Harris, Corey | CB | 69 | Ackerman, Tom | C/G | 97 | Glover, La'Roi | DT |
| 37 | Philyaw, Dino | RB | 70 | Hamiter, Uhuru | DE | 98 | Warner, Ron | LB |
| 38 | Joseph, Gana | S | 71 | Nord, Rick | G | 99 | Sagapolutele, Pio | DT |
| 39 | Cummings, Chris | CB | 72d | Allison, Tyree | DT | | | |
| | | | 720 | Williams, Tashe | T | | | |

PRONUNCIATION GUIDE

| | |
|------------------|---------------------|
| Danny Abramowicz | ah BRAM oh witz |
| Ink Aleaga | ah lee AH ga |
| Jake Delhomme | DELOHM |
| John Farquhar | FAR qwar |
| Jerry Fontenot | FONT in oh |
| Uhuru Hamiter | yoo HUR ah |
| Keno Hills | KEY no |
| Bill Kuharich | ku HAR ich |
| Lary Kuharich | ku HAR ich |
| Ron Leshinski | luh SHIN skee |
| Chris Naeole | NAY oh lee |
| Pio Sagapolutele | SANG ah poh lu tele |
| Jared Tomich | JAH red TOHM ich |
| Gunnard Twynner | GUN ard TWY ner |
| Danny Wuerffel | WER full |

SAINTS ALL-TIME ROSTER

COACHES

| | |
|---|------------------|
| Abramowicz, Danny — Xavier (Ohio) | 1997-98 |
| Amadee, Lynn — LSU | 1973 |
| April, Bobby — Nicholls St. | 1996-98 |
| Arians, Bruce — Virginia Tech | 1996 |
| Atkins, Dave — Texas El Paso | 1996 |
| Barnes, Billy Ray — Wake Forest | 1969-70, 1975 |
| Beake, John — Trenton St. | 1976-77 |
| Beard, Ed — Tennessee | 1978-80 |
| Biles, Ed — Miami (Ohio) | 1969-70 |
| Boudreau, Paul — Boston College | 1987-93 |
| Buchanan, Buck — Grambling | 1976-77 |
| Campbell, Whitey — Miami | 1976-80 |
| Capers, Dom — Mount Union | 1986-91 |
| Champion, Jim — Mississippi St. | 1971-72 |
| Clements, Tom — Notre Dame | 1997-98 |
| Corey, Walt — Miami | 1997-98 |
| Cummings, Bob — Vanderbilt | 1973-75 |
| Davidson, Jeff — Ohio St. | 1996 |
| Del Rio, Jack — USC | 1997-98 |
| Dickson, George — Notre Dame | 1967-68 |
| Ditka, Mike — Pittsburgh | 1997-98 |
| Ecklund, Brad — Oregon | 1968-70 |
| Erkenbeck, Jim — San Diego St. | 1986 |
| Everest, Andy — Texas-El Paso | 1981-85 |
| Fangio, Vic — East Stroudsburg | 1986-94 |
| Faulkner, Jack — Miami (Ohio) | 1967-69 |
| Fears, Tom — UCLA | 1967-70 |
| Franklin, Chet — Utah | 1978-79 |
| Garrett, Jim — Utah State | 1976-77 |
| Garrett, Judd — Princeton | 1997-98 |
| Glick, Fred — Colorado St. | 1980 |
| Haslett, Jim — Indiana (Pa.) | 1995-96 |
| Hatley, Mark — Oklahoma St. | 1985 |
| Hefferle, Ernie — Duquesne | 1975 |
| Heinrich, Don — Washington | 1969-70 |
| Hewgley, Wimp — Wyoming | 1974-75 |
| Hill, Bob — Jackson State | 1978-79 |
| Hill, King — Rice | 1981-85 |
| Holman, Rodney — Tulane | 1998 |
| Hughes, Ed — Tulsa | 1978-80 |
| Jackson, Harold — Jackson State | 1997-98 |
| Jackson, Rickey — Pittsburgh | 1998 |
| James, Ned — New Mexico State | 1998 |
| Kennan, Larry — LaVerne | 1995 |
| Khayat, Ed — Tulane | 1967-70 |
| Kiffin, Monte — Nebraska | 1995 |
| Kotite, Rich — Wagner | 1977 |
| Kuharich, Larry — Boston College | 1998 |
| Ledbetter, Bob — Mississippi Industrial | 1974-75 |
| Levra, John — Pittsburg (Kan.) | 1981-85 |
| Marciano, Joe — Temple | 1986-95 |
| Matsko, John — Kent St. | 1994-96 |
| Matuszak, Marv — Tulsa | 1971-73 |
| Mauk, Carl — Southern Illinois | 1982-85 |
| Mayeaux, Glenn — UNO | 1996 |
| McHan, Lamar — Arkansas | 1974-75, 1978-84 |
| Moore, Tom — Iowa | 1997 |
| Mora, Jim E. — Occidental | 1986-96 |
| Mora, Jim L. — Washington | 1992-96 |
| Myers, Chip — Northwestern (Okla.) St. | 1994 |
| Neal, Dan — Kentucky | 1997-98 |
| Nicolaou, Nick — Southern Connecticut | 1980 |
| Nolan, Dick — Maryland | 1977-80 |
| North, John — Vanderbilt | 1973-75 |
| Nunnely, Wayne — Nevada-Las Vegas | 1995-96 |
| Pagano, John — Mesa St. (Col.) | 1996-97 |
| Paternostro, Russell — San Diego St. | 1981-96 |
| Paul, Markus — Syracuse | 1998 |
| Pease, John — Utah | 1986-94 |
| Phillips, Jim (Red) — Auburn | 1973-75 |
| Phillips, O.A. (Bum) — S.F. Austin | 1981-85 |
| Phillips, Wade — Houston | 1981-85 |
| Pratt, Tom — Miami | 1978-80 |
| Riecke, Lou — LSU | 1980 |

| | |
|---|------------------|
| Richardson, Harold — SMU | 1981-85 |
| Roberts, J.D. — Oklahoma | 1967-68, 1971-73 |
| Roy, Alvin — LSU | 1976-77 |
| Royer, Jim — Navy | 1970-72 |
| Rutigliano, Sam — Tulsa | 1976-77 |
| Shaw, Bob — Ohio State | 1967-68 |
| Shaw, Willie — New Mexico | 1997 |
| Shipp, Ken — Middle Tennessee St. | 1971-72 |
| Shively, Doug — Kentucky | 1974-76 |
| Sidwell, Steve — Colorado | 1986-94 |
| Skipper, Jim — Whittier | 1986-95 |
| Smith, Carl — Cal Poly-SLO | 1986-96 |
| Smith, Jerry — Wisconsin | 1969-70 |
| Spencer, Joe — Oklahoma St. | 1981-85 |
| Stanfel, Dick — San Francisco | 1976-80, 1997-98 |
| Stram, Hank — Purdue | 1976-77 |
| Tate, Charlie — Florida | 1971 |
| Trimble, Steve — Maryland | 1981-84 |
| Van Zandt, Lance — Lamar | 1996-98 |
| Venturi, Rick — Northwestern | 1996-98 |
| Walters, Steve — Arkansas | 1986-96 |
| Warren, Frank — Auburn | 1995 |
| White, Dixie — Texas Tech | 1973 |
| Whitehead, Bud — Florida St. | 1971-75 |
| Withers, Everett — Appalachian St. | 1994 |
| Wiggin, Paul — Stanford | 1978-79 |
| Woicik, Mike — Boston College | 1997-98 |
| Wood, Dick — Auburn | 1976-77 |
| Yaralian, Zaven — Nebraska | 1997-98 |
| Young, John Paul — Texas-El Paso | 1981-85 |
| Yowsky, Walt — Kentucky | 1967-68 |
| Zapalac, Willie — Texas A&M | 1981-85 |

PLAYERS

(Players who have spent at least one regular-season game on the active roster)

A

| | |
|--|---------|
| 46 Abramowicz, Dan (WR) — Xavier (Ohio) | 1967-73 |
| 53 Absher, Dick (LB) — Maryland | 1969-71 |
| 69 Ackerman, Tom (C/G) — E. Washington | 1996-98 |
| 40 Adams, Michael (DB) — Arkansas St. | 1987-88 |
| 61 Adams, Sam (G) — Prairie View | 1981 |
| 64 Adams, Scott (G) — Georgia | 1994 |
| 27 Adams, Vashone (S) — Eastern Michigan | 1997 |
| 24 Adkins, Margene (WR) — Henderson J.C. | 1972 |
| 50, 54 Aleaga, Ink (LB) — Washington | 1997-98 |
| 30 Alexander, Vincent (FB) — Southern Miss | 1987 |
| 21 Allen, Eric (CB) — Arizona St. | 1995-97 |
| 86 Alphin, Gerald (WR) — Kansas St. | 1990-91 |
| 7 Andersen, Morten (K) — Michigan St. | 1982-94 |
| 71 Anderson, Dick (T) — Ohio St. | 1967 |
| 77 Anderson, Gary (G) — Stanford | 1978 |
| 81 Anderson, Jesse (TE) — Mississippi St. | 1993 |
| 77 Anderson, Jesse (TE) — Mississippi St. | 1993 |
| 96 Andrus, Sheldon (NT) — Nicholls State | 1986-87 |
| 22 Anthony, Tyrone (RB) — North Carolina | 1984-85 |
| 89 Askson, Bert (TE) — Texas Southern | 1973 |
| 45 Athas, Pete (S) — Tennessee | 1976 |
| 81 Atkins, Doug (DE) — Tennessee | 1967-69 |
| 28 Atkins, Gene (S) — Florida A&M | 1987-93 |
| 47 Austin, Cliff (RB) — Clemson | 1983 |

B

| | |
|--|------------|
| 78 Backes, Tom (G) — Oklahoma | 1993 |
| 86 Baker, Melvin (WR) — Michigan | 1975 |
| 38 Baker, Tony (RB) — Iowa St. | 1968-71 |
| 80 Banks, Gordon (WR) — Stanford | 1980-81 |
| 51 Barnes, Derrick (LB) — Virginia | 1997 |
| 10, 6 Barnhardt, Tommy (P) — N. Carolina | 1987-89-94 |
| 80 Barnwell, Malcolm (WR) — Virginia Union | 1985 |
| 32 Barrington, Tom (RB) — Ohio St. | 1967-70 |
| 88 Bass, Don (TE) — Houston | 1982 |

| | |
|--|----------------|
| 24 Bates, Mario (RB) — Arizona St. | 1994-97 |
| 63 Baumgartner, Steve (DE) — Purdue | 1973-77 |
| 85 Beasley, John (TE) — California | 1973-74 |
| 19, 89 Bech, Brett (WR) — LSU | 1996-98 |
| 34 Bell, Carlos (TE) — Houston | 1971 |
| 40 Bender, Wes (FB) — USC | 1997 |
| 7 Benjamin, Guy (QB) — Stanford | 1980 |
| 63 Bennett, Barry (DE) — Concordia (Minn.) | 1978-81 |
| 91 Bennett, Monte (DT) — Kansas State | 1981 |
| 83, 86 Banson, Cliff (TE) — Purdue | 1987-88 |
| 47 Beverly, Dwight (RB) — Illinois | 1987 |
| 10 Blanchard, Cary (K) — Oklahoma St. | 1992 |
| 16 Blanchard, Tom (P) — Oregon | 1974-78 |
| 76 Board, Dwaine (DE) — North Carolina A&T | 1988 |
| 77 Boeke, Jim (T) — Heidelberg | 1968 |
| 56 Bordano, Chris (LB) — SMU | 1998 |
| 50 Bordelon, Ken (LB) — LSU | 1976-77, 79-82 |
| 25 Bosarge, Wade (DB) — Tulsa | 1977 |
| 86 Botkin, Kirk (TE) — Arkansas | 1994-95 |
| 77 Boyarsky, Jerry (NT) — Pittsburgh | 1981 |
| 21 Boyd, Greg (S) — Arizona | 1974 |
| 36 Boykin, Greg (RB) — Northwestern | 1977 |
| 95 Brannon, Robert (DE) — Arkansas | 1987 |
| 85 Brenner, Hoby (TE) — USC | 1981-93 |
| 82 Brewer, Johnny (LB) — Mississippi | 1968-70 |
| 10 Brien, Doug (K) — California | 1995-98 |
| 67 Brock, Stan (T) — Colorado | 1980-92 |
| 99 Broughton, Willie (DT) — Miami (Fla.) | 1995-96 |
| 36 Brown, Bob (TE) — Alcorn A&M | 1972-73 |
| 22 Brown, Charlie (RB) — Missouri | 1967-68 |
| 24, 21, 20 Brown, Derek (RB) — Nebraska | 1993-96 |
| 27 Brown, Ray (SS) — West Texas St. | 1978-80 |
| 16 Buck, Mike (QB) — Maine | 1990-93 |
| 26 Buck, Vince (DB) — Central St. (Oh.) | 1990-95 |
| 36 Burchfield, Don (TE) — Ball St. | 1971 |
| 83 Burke, Vern (TE) — Oregon St. | 1967 |
| 55 Burkett, Jackie (LB) — Auburn | 1967-70 |
| 11 Burns, Ed (QB) — Nebraska | 1978-80 |
| 16 Burris, Bo (S) — Houston | 1967-69 |
| 00 Burrough, Ken (WR) — Texas Southern | 1970 |
| 80 Burton, Larry (WR) — Purdue | 1975-77 |
| 38 Butler, Bill (RB) — Kansas State | 1972-74 |
| 3 Butler, Skip (K) — Texas-Arlington | 1971 |
| 45 Byrd, Israel (CB) — Utah St. | 1993-95 |

C

| | |
|--|-------------|
| 35 Campbell, Earl (RB) — Texas | 1984-85 |
| 73 Campbell, Joe (DE) — Maryland | 1977-80 |
| 59 Campen, James (C/G) — Tulane | 1987-88 |
| 51 Capone, Warren (LB) — LSU | 1976 |
| 65 Carr, Tom (DE) — Morgan St. | 1968 |
| 74 Carroll, Herman (DE) — Mississippi St. | 1994 |
| 80 Carroll, Wesley (WR) — Miami (Fla.) | 1991-92 |
| 65 Carter, David (C) — Western Kentucky | 1984-85 |
| 23 Cassidy, Craig (DB) — Ohio St. | 1977 |
| 66 Caster, Rich (TE) — Jackson St. | 1981 |
| 51 Chambers, Fluffy (LB) — Tulane | 1975-76 |
| 89 Chandler, Wes (WR) — Florida | 1978-81 |
| 24 Chapman, Clarence (CB) — Eastern Michigan | 1976-80 |
| 89 Chapman, Gil (WR) — Michigan | 1975 |
| 37, 30 Cherry, Je'Rod (DB) — California | 1996-98 |
| 85 Childs, Henry (TE) — Kansas St. | 1974-80 |
| 51 Childs, Ron (LB) — Washington St. | 1995 |
| 13 Cipa, Larry (QB) — Michigan | 1974-75 |
| 75 Clark, Bruce (DE) — Penn State | 1982-88 |
| 78 Clark, Kelvin (G) — Nebraska | 1982-85 |
| 89 Clark, Robert (WR) — N.C. Central | 1987-88 |
| 29 Clark, Vinnie (CB) — Ohio St. | 1994 |
| 85 Cleland, Cameron (TE) — Washington | 1998 |
| 6 Cody, Bill (LB) — Auburn | 1967-70 |
| 4 Coler, Mike (K) — North Carolina St. | 1987 |
| 86 Colchico, Dan (DE) — San Jose St. | 1969 |
| 55 Coleman, Don (LB) — Michigan | 1974-75 |
| 13 Collins, Kerry (QB) — Penn State | 1998 |
| 43 Collins, Larry (RB) — Texas A&I | 1980 |
| 59 Colman, Wayne (LB) — Temple | 1969-74, 76 |
| 66 Commiskey, Chuck (G) — Mississippi | 1986-88 |
| 58 Conner, Darion (LB) — Jackson St. | 1994 |

| | |
|--|---------|
| 70 Contz, Bill (T) — Penn State | 1986-88 |
| 41 Cook, Toi (CB) — Stanford | 1987-93 |
| 57 Coombs, Larry (C) — Idaho | 1980 |
| 71 Cooper, Richard (T) — Tennessee | 1990-95 |
| 79 Cordileone, Lou (DT) — Clemson | 1967-68 |
| 44 Cordill, Ollie (P) — Memphis St. | 1969 |
| 47 Corliez, Bruce (CB) — Parsons | 1967 |
| 37 Cota, Chad (S) — Oregon | 1998 |
| 39 Covington, John (S) — Notre Dame | 1995 |
| 75 Crangle, Mike (DE) — Tennessee-Martin | 1972 |
| 32 Craver, Aaron (RB) — San Diego State | 1998 |
| 55 Creech, Bob (LB) — TCU | 1973 |
| 44 Crist, Chuck (S) — Penn St. | 1975-77 |
| 51 Croom, Sylvester (C) — Alabama | 1975 |
| 51 Crosby, Ron (LB) — Penn St. | 1978 |
| 60 Cunningham, Carl (LB) — Houston | 1971 |
| 15 Cuozzo, Gary (QB) — Virginia | 1967 |

D

| | |
|--|------------------|
| 69 Dalton, Oakley (DT) — Jackson St. | 1977 |
| 76 Davidson, Jeff (T) — Ohio St. | 1994 |
| 15 Davis, Bob (QB) — Virginia | 1973 |
| 86 Davis, Dave (WR) — Tennessee St. | 1974 |
| 36 Davis, Dick (RB) — Nebraska | 1970 |
| 53 Davis, Don (LB) — Kansas | 1996-98 |
| 73 Davis, Isaac (G) — Arkansas | 1995-96 |
| 63 Davis, Norman (G) — Grambling | 1969 |
| 35 Davis, Ted (LB) — Georgia Tech | 1967-69 |
| 95 Davis, Travis (NT) — Michigan St. | 1990 |
| 47 Davis, Travis (S) — Notre Dame | 1995 |
| 28 Davis, Troy (RB) — Iowa State | 1997-98 |
| 86 Dawkins, Sean (WR) — California | 1998 |
| 26, 80 Dawsey, Stacey (WR) — Indiana | 1987 |
| 55 DeForest, Joe (LB) — Southwestern La. | 1987 |
| 47 DeGrenier, Jack (RB) — Texas-Arlington | 1974 |
| 87 DeRamus, Lee (WR) — Wisconsin | 1995-96 |
| 32 DeRatt, Jim (DB) — North Carolina | 1975 |
| 50 Del Rio, Jack (LB) — USC | 1985-86 |
| 9 Delhomme, Jake (QB) — Southwestern La. | 1998 |
| 19 Dempsey, Tom (K) — Palomar J.C. | 1969-70 |
| 79 Derby, Glenn (T) — Wisconsin | 1989-90 |
| 51 Didion, John (LB-C) — Oregon St. | 1971-74 |
| 56 Dixon, Ernest (LB) — South Carolina | 1994-97 |
| 95 Dixon, Ronnie (NT) — Cincinnati | 1993 |
| 66 Dobler, Conrad (G) — Wyoming | 1978-79 |
| 25 Dodd, Al (WR) — Northwestern La. | 1969-71 |
| 72 Dombrowski, Jim (GT) — Virginia | 1986-96 |
| 66 Donovan, Tom (WR) — Penn State | 1980 |
| 88 Dorris, Andy (DE) — New Mexico St. | 1973-76 |
| 21 Douglas, John (CB) — Texas Southern | 1967-68 |
| 10 Douglass, Bobby (QB) — Kansas | 1976-77 |
| 86, 80 Dowdell, Marcus (WR) — Tennessee St. | 1992-93 |
| 22 Drakeford, Tyrone (CB) — Virginia Tech | 1998 |
| 83 Duckett, Kenny (WR) — Wake Forest | 1983-84 |
| 95 Dumbauld, Jonathan (DE) — Kentucky | 1986, 88 |
| 86 Dunbar, Jubilee (WR) — Southern | 1973 |
| 63 Dunbar, Karl (DE) — LSU | 1993 |
| 32 Dunbar, Vaughn (RB) — Indiana | 1992, 94-95 |
| 10, 15 Durkee, Charlie (K) — Okla. St. | 1967-68, 1971-72 |
| 47 Dusenberry, Bill (RB) — J.C. Smith | 1970 |

E

| | |
|---|---------|
| 89 Early, Quinn (WR) — Iowa | 1991-95 |
| 63 Edelman, Brad (G) — Missouri | 1982-89 |
| 83 Edwards, Kelvin (WR) — Liberty Baptist | 1986 |
| 64 Elliott, Ted (NT) — Mankato State | 1987 |
| 99 Elliott, Tony (NT) — North Texas St. | 1982-88 |
| 52 Emanuel, Frank (LB) — Tennessee | 1970 |
| 79 Epps, Tony (DT) — Memphis St. | 1995 |
| 14 Erlebe, Russell (K-P) — Texas | 1979-83 |
| 84 Estes, Lawrence (DE) — Alcorn A&M | 1970-71 |
| 59 Evans, Chuck (LB) — Stanford | 1980-81 |
| 17 Everett, Jim (QB) — Purdue | 1994-96 |

F

| | |
|--|---------|
| 10 Fagan, Julian (P) — Mississippi | 1970-72 |
| 44 Farasopoulos, Chris (S) — Brigham Young | 1974 |
| 56 Farber, Hap (LB) — Mississippi | 1970 |
| 87 Farquhar, John (TE) — Duke | 1997-98 |
| 96 Faulkner, Jeff (DE) — Southern | 1993 |
| 58 Federspiel Joe (LB) — Kentucky | 1972-80 |
| 9 Feller, Happy (K) — Texas | 1972-73 |
| 20 Felton, Eric (CB) — Texas Tech | 1978-80 |
| 22 Fenerty, Gill (RB) — Holy Cross | 1990-91 |
| 56 Ferguson, Jim (LB) — USC | 1968 |
| 71 Fersen, Paul (T) — Georgia | 1973-74 |
| 28 Fichtner, Ross (S) — Purdue | 1968 |
| 26 Fields, Jitter (PR) — Texas | 1984 |
| 55 Fields, Mark (LB) — Washington St. | 1995-98 |
| 69 Fifer, Bill (G) — West Texas St. | 1978 |
| 4 Fink, Mike (CB) — Missouri | 1973 |
| 63 Finnie, Roger (T) — Florida A&M | 1971 |
| 56 Flanagan, Jim (LB) — Pittsburgh | 1971 |
| 62 Fontenot, Jerry (C) — Texas A&M | 1997-98 |
| 28 Ford, James (RB) — Texas Southern | 1971-72 |
| 52 Forde, Brian (LB) — Washington St. | 1988-91 |
| 11 Fourcade, John (QB) — Mississippi | 1987 |
| 53 Fourcade, Keith (LB) — Mississippi | 1987 |
| 43 Fowler, Bobby (FB) — Louisiana Tech | 1984-85 |
| 51 Fraser, Jim (P) — Wisconsin | 1968 |
| 32 Frazier, Paul (RB) — Northwestern La. | 1989 |
| 55 Freeman, Reggie (LB) — Florida St. | 1993 |
| 15 Fritsch, Toni (K) — None | 1982 |
| 24 Fuller, Johnny (S) — Lamar | 1973-75 |
| 72 Fultz, Mike (DT) — Nebraska | 1977-80 |

G

| | |
|---|---------------|
| 46 Gajan, Hokie (FB) — LSU | 1982-85 |
| 34 Galbreath, Tony (RB) — Missouri | 1976-80 |
| 62, 60, 46 Gammon, Kendall (C) — Pittsburg St. (Kan.) | 1996-98 |
| 83 Garrett, Len (TE) — New Mexico Highlands | 1973-75 |
| 80 Garcia, Jim (DE) — Purdue | 1967 |
| 20 Gary, Russell (SS) — Nebraska | 1981-86 |
| 97 Geathers, James (DE) — Wichita St. | 1984-89 |
| 15 Gibbs, Donnie (P) — TCU | 1974 |
| 72 Gibson, Antonio (SS) — Cincinnati | 1986-89, 92 |
| 77 Gilbert, Daren (T) — Cal State-Fullerton | 1985-88 |
| 42, 41 Gilliam, John (WR) — S. Carolina St. | 1967-68, 1977 |
| 29 Glenn, Vencie (S) — Indiana St. | 1991 |
| 97 Glover, La'Roi (DT) — San Diego St. | 1997-98 |
| 91 Goff, Robert "Pig" (NT) — Auburn | 1990-95 |
| 77 Golch, Dan (DT) — California | 1971 |
| 88 Goodlow, Eugene (WR) — Kansas State | 1983-86 |
| 82 Gottschalk, Darren (TE) — Cal Lutheran | 1987 |
| 40 Granger, Hoyle (RB) — Mississippi St. | 1993 |
| 74 Gray, Cecil (T) — North Carolina | 1979 |
| 21 Gray, David (DB) — East Los Angeles JC | 1982 |
| 33 Gray, Kevin (DB) — Eastern Illinois | 1982-83 |
| 72 Gray, Leon (T) — Jackson St. | 1986-88 |
| 37 Gray, Mel (RB) — Purdue | 1972 |
| 45 Green, Arthur (RB) — Albany St. | 1996 |
| 85 Green, Paul (TE) — USC | 1980 |
| 53 Green, Sammy (LB) — Florida | 1997 |
| 38 Greer, Donovan (CB) — Texas A&M | 1988 |
| 74 Gregory, Ted (NT) — Syracuse | 1971-72 |
| 35 Gresham, Bob (RB) — West Virginia | 1975-81 |
| 78 Grooms, Elio (DE) — Tennessee Tech | 1970 |
| 40 Gros, Earl (RB) — LSU | 1975-77 |
| 56 Gross, Lee (C) — Auburn | 1981-85 |
| 86 Groth, Jeff (WR) — Bowling Green | 1995 |
| 16 Guess, Terry (WR) — Gardner-Webb | 1997-98 |
| 84 Gullford, Eric (WR) — Arizona State | 1994 |
| 96 Gunn, Mark (DE) — Pittsburgh | 1968 |
| 62 Gwinn, Ross (G) — Northwestern La. | 1968 |

H

| | |
|-------------------------------|---------|
| 86 Hall, Tom (WR) — Minnesota | 1967 |
| 56 Hall, Willie (LB) — USC | 1972-73 |
| 83 Hamilton, Andy (WR) — LSU | 1975 |

| | |
|--|----------------|
| 70 Hamiter, Uhuru (DE) — Delaware State | 1998 |
| 98 Hanna, Jim (NT) — Louisville | 1994 |
| 10 Hansen, Brian (P) — Sioux Falls | 1984-88 |
| 28 Harding, Greg (DB) — Nicholls St. | 1984 |
| 87 Hardy, Larry (TE) — Jackson St. | 1978-85 |
| 14 Hargett, Edd (QB) — Texas A&M | 1969-72 |
| 80 Harper, Alvin (WR) — Tennessee | 1997 |
| 30 Harris, Bill (RB) — Colorado | 1971 |
| 80 Harris, Herbert (WR) — Lamar | 1986-87 |
| 82 Harris, Ike (WR) — Iowa St. | 1978-81 |
| 86 Harris, Rod (WR) — Texas A&M | 1989 |
| 86 Harrison, Victor (WR) — North Carolina | 1987 |
| 88 Hart, Ben (S) — Oklahoma | 1976 |
| 72 Hart, Jeff (T) — Oregon St. | 1980 |
| 53 Hart, Tommy (DE) — Morris Brown | 1967 |
| 67 Harvey, George (G) — Kansas | 1995-97 |
| 52 Harvey, Richard Jr. (LB) — Tulane | 1971 |
| 26 Harvey, Richard Sr. (DB) — Jackson St. | 1997-98 |
| 88 Hastings, Andre (WR) — Georgia | 1989-91 |
| 70, 74 Haverdink, Kevin (T) — Western Michigan | 1974 |
| 80 Havrilak, Sam (WR) — Bucknell | 1972 |
| 29 Hayes, Billie (CB) — San Diego St. | 1996-97 |
| 89 Hayes, Mercury (WR) — Michigan | 1984-89 |
| 92 Haynes, James (LB) — Mississippi Valley | 1994-96 |
| 81 Haynes, Michael (WR) — Northern Arizona | 1970 |
| 49 Hazellon, Major (DB) — Florida A&M | 1985-89, 91-92 |
| 3 Hebert, Bobby (QB) — Northwestern La. | 1967 |
| 26 Heidel, Jimmy (S) — Mississippi | 1993-94 |
| 20 Henderson, Othello (S) — UCLA | 1975-77 |
| 87 Herrmann, Don (WR) — Waynesburg St. | 1967-69 |
| 84 Hester, Jim (TE) — North Dakota | 1971-73 |
| 64 Hester, Ray (LB) — Tulane | 1997-98 |
| 23 Hewitt, Chris (S) — Cincinnati | 1988-92 |
| 45, 34 Heyward, Craig (FB) — Pittsburgh | 1993 |
| 62 Hilgenberg, Jay (C) — Iowa | 1984-93 |
| 61 Hilgenberg, Joel (C/G) — Iowa | 1975-84 |
| 62 Hill, John (C) — Lehigh | 1987-90 |
| 87 Hill, Lonzell (WR) — Washington | 1997 |
| 81 Hill, Randal (WR) — Miami | 1986-93 |
| 40, 21 Hilliard, Dalton (RB) — LSU | 1996-98 |
| 76 Hills, Keno (G/T) — Southwestern La. | 1971-72 |
| 78 Hines, Glen Ray (T) — Arkansas | 1984-85 |
| 24 Hoage, Terry (DB) — Georgia | 1972 |
| 53 Hobbs, Billy (QB) — Texas A&M | 1997 |
| 80 Hobbs, Daryl — Pacific | 1997-98 |
| 12 Hobert, Billy Joe — Washington | 1986 |
| 98 Hodge, Milford (DE) — Washington St. | 1995-96 |
| 14 Hodson, Tom (QB) — LSU | 1971 |
| 70 Holden, Sam (T) — Grambling | 1970-72 |
| 18 Holias, Hugo (S) — Rice | 1978-82 |
| 51 Holloway, Stan (LB) — California | 1978-82 |
| 45 Holmes, Jack (RB) — Texas Southern | 1996 |
| 28 Hoskins, Derrick (S) — Southern Miss. | 1987 |
| 68 Housman, Walter (T/G) — Upsala | 1968-70 |
| 29 Howard, Gene (CB) — Langston | 1970-72 |
| 20 Howell, Delle (CB) — Grambling | 1971 |
| 52 Huard, John (LB) — Maine | 1977 |
| 70 Hubbard, Dave (T) — Brigham Young | 1981 |
| 69 Hudson, Nat (G) — Georgia | 1977-79 |
| 54 Hughes, Pat (LB) — Boston U. | 1993-96 |
| 33 Hughes, Tyrone (CB) — Nebraska | 1978 |
| 76 Hunt, Kevin (T) — Doane | 1996 |
| 32 Hunter, Ernest (RB) — Southeast Okla. | 1982-83 |
| 28 Hurley, Bill (DB) — Syracuse | 1982-83 |
| 88 Hyatt, Fred (WR) — Auburn | 1973 |

I

| | |
|---------------------------------------|------|
| 12 Ingram, Kevin (QB) — East Carolina | 1987 |
| 82 Ismail, Qadry (WR) — Syracuse | 1998 |

J

| | |
|------------------------------------|---------|
| 30 Jackson, Ernie (CB) — Duke | 1972-77 |
| 47 Jackson, Greg (S) — LSU | 1996 |
| 57 Jackson, Rick (LB) — Pittsburgh | 1981-93 |
| 52 Jacobs, Harry (LB) — Bradley | 1970 |
| 22 Jakes, Van (CB) — Kent St. | 1986-88 |

| | |
|--|---------------|
| 50 James, Philip (C) — Southern | 1987 |
| 43 Jean Baptiste, Garland (FB) — LSU | 1987 |
| 80 Jeffries, Haywood (WR) — N.C. State | 1996 |
| 96 Jeffries, Darnell (DE) — Alabama | 1995 |
| 72 Jenkins, Trezelle (T) — Michigan | 1997 |
| 36 Jennings, Stanford (RB) — Furman | 1991 |
| 68 Jetton, Paul (G) — Texas | 1992-93 |
| 19 Johnson, Alonzo (WR) — Central State (Ohio) | 1998 |
| 22 Johnson, Benny (CB) — J.C. Smith | 1976 |
| 34 Johnson, Bobby (DB) — Texas | 1983-84, 1986 |
| 77 Johnson, Carl (G) — Nebraska | 1972-73 |
| 21 Johnson, Earl (CB) — South Carolina | 1985 |
| 94 Johnson, Joe (DE) — Louisville | 1994-98 |
| 50 Johnson, John (LB) — Clemson | 1995 |
| 45 Johnson, Nate (RB) — Texas Southern | 1987 |
| 86 Johnson, Tony (TE) — Alabama | 1996-98 |
| 80 Johnson, Tyrone (WR) — Western (Col.) St. | 1994 |
| 29 Johnson, Undra (RB) — West Virginia | 1989 |
| 53 Johnson, Vaughan (LB) — N.C. State | 1986-93 |
| 90 Johnson, Walter (LB) — Louisiana Tech | 1989 |
| 36 Jones, Andrew (RB) — Washington St. | 1975-76 |
| 58 Jones, Brian (LB) — Texas | 1995-96, 98 |
| 74 Jones, Clarence (T) — Maryland | 1996-98 |
| 95, 92 Jones, Ernest (DE) — Oregon | 1995, 98 |
| 78 Jones, Jerry (T) — Bowling Green | 1967-69 |
| 32 Jones, Kim (FB) — Colorado St. | 1976-79 |
| 86, 89 Jones, Mike (WR) — Tennessee St. | 1986-87, 1989 |
| 27 Jones, Reginald (CB) — Memphis St. | 1991-94 |
| 27 Jones, Selwyn (CB) — Colorado St. | 1994 |
| 23 Jordan, Buford (FB) — McNeese St. | 1986-92 |
| 45 Jordan, Jimmy (RB) — Florida | 1967 |
| 10 Jurich, Tom (K) — Northern Arizona | 1978 |

K

| | |
|---|---------|
| 71 Kaplan, Ken (T) — New Hampshire | 1987 |
| 46 Kearney, Jim (S) — Prairie View | 1976 |
| 78 Keim, Mike (T) — Brigham Young | 1991 |
| 30 Kelley, Les (RB) — Alabama | 1967-69 |
| 87 Kelly, Mike (TE) — Davidson | 1973 |
| 33, 24 Kelly, Rob (S) — Ohio State | 1997-98 |
| 5 Kempf, Florian (K) — Pennsylvania | 1987 |
| 60 Kennard, Derek (G) — Nevada-Reno | 1991-93 |
| 17 Kilmer, Billy (QB) — UCLA | 1967-70 |
| 61 King, Ed (G) — Auburn | 1995-97 |
| 45 Kimbrough, Elbert (S) — Northwestern | 1968 |
| 53 Kingrea, Rick (LB) — Tulane | 1973-77 |
| 68 Kline, Alan (T) — Ohio St. | 1994-95 |
| 40 Knafelc, Greg (TE) — Notre Dame | 1983 |
| 29 Knight, Sammy (S) — USC | 1997-98 |
| 78 Knight, Shawn (DE) — Brigham Young | 1987 |
| 66 Knowles, David (T) — Indiana | 1977 |
| 55 Kohlbrand, Joe (LB) — Miami (Fla.) | 1985-89 |
| 43 Kopay, Dave (LB) — Washington | 1971 |
| 60 Korte, Steve (C) — Arkansas | 1983-90 |
| 52 Kovach, Jim (LB) — Kentucky | 1979-85 |
| 9 Kramer, Kent (TE) — Minnesota | 1967 |
| 9 Kramer, Tommy (QB) — Rice | 1990 |
| 21 Krimer, John (S) — Notre Dame | 1982 |
| 50 Kupp, Jake (G) — Washington | 1967-75 |
| 67 Kuziel, Bob (C) — Pittsburgh | 1972 |

L

| | |
|--------------------------------------|---------|
| 64 Lafary, Dave (T) — Purdue | 1977-85 |
| 39 LaGrand, Morris (RB) — Tampa | 1975 |
| 67 LaPorta, Phil (T) — Penn State | 1974-75 |
| 12 Laufenberg, Babe (QB) — Indiana | 1986 |
| 39 Lawson, Odell (RB) — Langston | 1973-74 |
| 58 Leach, Scott (LB) — Ohio State | 1987 |
| 74 Leach, William (G/T) — N.C. State | 1987 |
| 11 Lee, Bivian (CB) — Prairie View | 1971-75 |
| 39 Lee, Carl (DB) — Marshall | 1994 |
| 32 Lee, Mark (CB) — Washington | 1991 |
| 43 Leggett, Tyrone (CB) — Nebraska | 1992-95 |
| 62 Leggett, Brad (C) — USC | 1990-91 |
| 72 Leggett, Earl (DT) — LSU | 1967-68 |
| 52 Lemon, Mike (LB) — Kansas | 1975 |

| | |
|--|---------|
| 22 Lewis, Gary (RB) — Arizona St. | 1970 |
| 93 Lewis, Gary (NT) — Oklahoma St. | 1983 |
| 24 Lewis, Marvin (RB) — Tulane | 1982 |
| 98 Lewis, Reggie (DE) — San Diego St. | 1982-84 |
| 29 Lewis, Rodney (CB) — Nebraska | 1982-84 |
| 3 Leybold, John (K) — None | 1978 |
| 78 Linden, Errol (T) — Houston | 1969-70 |
| 54 Lindsey, Dale (LB) — Western Kentucky | 1973 |
| 7 Linhart, Toni (K) — Austria Tech | 1972 |
| 86 Lips, Louis (WR) — Southern Mississippi | 1992 |
| 20 Little, Earl (DB) — Miami | 1998 |
| 48 Livingston, Andy (RB) — Phoenix JC | 1969-70 |
| 61 Loberg, Greg (G/T) — California | 1987 |
| 0 Logan, Obert (S) — Trinity | 1967 |
| 2 Lohmiller, Chip (K) — Minnesota | 1995 |
| 89 Long, Dave (DE) — Iowa | 1969-72 |
| 26 Looney, Joe Don (RB) — Oklahoma | 1969 |
| 34 Lorick, Tony (RB) — Arizona St. | 1968-69 |
| 46 Lumpkin, Sean (S) — Minnesota | 1992-96 |
| 88 Lusk, Hendrick (TE) — Utah | 1996 |
| 43 Lyons, Dicky (S) — Kentucky | 1970 |

Mc

| | |
|---|---------------|
| 25 McAfee, Fred (RB) — Mississippi Coll. | 1991-93 |
| 36 McCall, Don (RB) — USC | 1967-68, 1970 |
| 19 McClard, Bill (K) — Arkansas | 1973-75 |
| 42, 44 McCleskey, J.J. (WR/S) — Tennessee | 1993-96 |
| 67 McCollum, Andy (G) — Toledo | 1994-98 |
| 71, 75 McCormick, Dave (T) — LSU | 1967-68 |
| 51 McCoy, Larry (LB) — Lamar | 1987 |
| 44 McCrary, Fred (FB) — Mississippi St. | 1997 |
| 80 McCullough, Earl (WR) — USC | 1974 |
| 49 McGill, Ralph (S) — Tulsa | 1978-79 |
| 76 McGuire, Gene (C) — Notre Dame | 1992 |
| 92 McIntosh, Toddrick (DE) — Florida St. | 1995 |
| 42 McLemore, Dana (DB) — Hawaii | 1986 |
| 29 McMillian, Mark (CB) — Alabama | 1996 |
| 12 McNeill, Tom (P) — Stephen F. Austin | 1967-69 |
| 27 McNeill, Rod (RB) — USC | 1974-75 |
| 25 McQuay, Leon (RB) — Tampa | 1976 |

M

| | |
|--|----------------|
| 47 Mack, Cedric (CB) — Baylor | 1992-93 |
| 24 Mack, Milton (CB) — Alcorn St. | 1987-91 |
| 8 Manning, Archie (QB) — Mississippi | 1971-75, 77-82 |
| 91 Marchiol, Ken (LB) — Mesa (Colo.) | 1987 |
| 75 Marrone, Doug (G) — Syracuse | 1989 |
| 40 Marsalis, Jim (S) — Tennessee St. | 1977 |
| 23 Marshall, James (DB) — Jackson St. | 1980 |
| 59 Martin, Chris (LB) — Auburn | 1983 |
| 22 Martin, D'Artagnan (CB) — Kentucky | 1971 |
| 84 Martin, Eric (WR) — LSU | 1985-93 |
| 93 Martin, Wayne (DE/DT) — Arkansas | 1989-98 |
| 86 Martini, Rich (WR) — Cal-Davis | 1981 |
| 40 Massey, Robert (CB) — N.C. Central | 1989-90 |
| 56 Mathis, Reggie (LB) — Oklahoma | 1979-80 |
| 35 Matthews, Henry (RB) — Michigan St. | 1973 |
| 64 Maurer, Andy (G) — Oregon | 1974 |
| 84 Mauli, Rich (WR) — Penn State | 1977-80, 82-83 |
| 39 Maxie, Brett (S) — Texas Southern | 1985-93 |
| 28 Maxson, Alvin (RB) — SMU | 1974-76 |
| 22 Mayes, Michael (CB) — LSU | 1989 |
| 36 Mayes, Rueben (WR) — Washington St. | 1986-88, 90 |
| 19 Merkins, Guido (QB/WR/DB) — Sam Houston | 1980-85 |
| 57 Merlo, Jim (LB) — Stanford | 1973-74, 76-79 |
| 71 Merrill, Casey (DT) — Cal-Davis | 1986 |
| 70 Meseroll, Mark (T) — Florida St. | 1978 |
| 92 Mickell, Darren (DE) — Florida | 1996-97 |
| 54 Middleton, Rick (LB) — Ohio St. | 1974-75 |
| 10 Mike-Mayer, Steve (K) — Maryland | 1978 |
| 84 Miller, Junior (TE) — Nebraska | 1984 |
| 69 Miller, Les (NT) — Ft. Hays St. | 1991-94 |
| 80 Miller, Mike (WR) — Tennessee | 1985 |
| 51 Mills, Sam (LB) — Montclair St. | 1986-94 |
| 32 Minor, Lincoln (RB) — New Mexico St. | 1973 |
| 88 Mitchell, Derrell (WR) — Texas Tech | 1994 |

| | |
|--|---------|
| 59 Mitchell, Keith (LB) — Texas A&M | 1997-98 |
| 50 Mitchell, Kevin (LB) — Syracuse | 1998 |
| 25 Molden, Alex (CB) — Oregon | 1996-98 |
| 77 Montgomery, Marv (T) — USC | 1976-77 |
| 74 Mooers, Doug (DE) — Whittier | 1971-72 |
| 74 Moore, Derland (NT) — Oklahoma | 1973-85 |
| 25 Moore, Jerry (S) — Arkansas | 1973-74 |
| 21 Moore, Reynaud (CB) — UCLA | 1971 |
| 73 Mooring, John (T) — Tampa | 1974 |
| 57 Morgan, Mike (LB) — LSU | 1969-70 |
| 77 Morris, Chris (T) — Indiana | 1975 |
| 76 Morrison, Don (T) — Texas-Arlington | 1971-77 |
| 35 Morse, Bobby (FB) — Michigan St. | 1989-91 |
| 42 Muncie, Chuck (RB) — California | 1976-80 |
| 22,25 Muster, Brad (FB) — Stanford | 1993-94 |
| 37 Myers, Tommy (S) — Syracuse | 1972-81 |

N

| | |
|--|---------------|
| 65 Naeole, Chris (G) — Colorado | 1997-98 |
| 55 Nairne, Rob (LB) — Oregon | 1981-83 |
| 22,22 Neal, Lorenzo (FB) — Fresno St. | 1993-96 |
| 87,68 Neal, Richard (DE) — Southern | 1969-72, 1978 |
| 36 Ned, Derrick (FB) — Grambling St. | 1993-95 |
| 24 Nevett, Elijah (CB) — Clark | 1967-70 |
| 41 Newland, Bob (WR) — Oregon | 1971-74 |
| 30 Newman, Anthony (S) — Oregon | 1995-97 |
| 86 Newman, Patrick (WR) — Utah St. | 1991-93 |
| 78 Newsome, Billy (DE) — Grambling | 1973-74 |
| 38 Nicholson, Calvin (CB) — Oregon St. | 1989,91 |
| 11 Ninowski, Jim (QB) — Michigan St. | 1969 |
| 60 Novitsky, Craig (C/T) — UCLA | 1994-96 |
| 13 Nussmeier, Doug (QB) — Idaho | 1994-97 |
| 36 Nyval, Vic (RB) — Northwestern La. | 1970 |

O

| | |
|--------------------------------------|---------------|
| 29 Ogden, Ray (WR) — Alabama | 1967 |
| 82 O'Neal, Ken (TE) — Oklahoma State | 1987 |
| 10 O'Neal, Steve (P) — Texas A&M | 1973 |
| 35 Otis, Jim (RB) — Ohio St. | 1970 |
| 66 Oubre, Louis (G) — Oklahoma | 1982-84 |
| 49 Owens, Artie (WR) — West Virginia | 1980 |
| 72 Owens, Joe (DE) — Alcorn A&M | 1971-75 |
| 83 Owens, Tinker (WR) — Oklahoma | 1976, 1978-80 |

P

| | |
|---|-------------|
| 35 Pahukoa, Shane (S) — Washington | 1995 |
| 52 Palmer, Dick (LB) — Kentucky | 1972-73 |
| 75 Palmer, Emile (DT) — Syracuse | 1996 |
| 42,88 Parker, Joel (WR) — Florida | 1974-75, 77 |
| 96 Parker, Steve (DE) — Idaho | 1980 |
| 83 Parks, Dave (TE) — Texas Tech | 1968-72 |
| 17 Partridge, Rick (P) — Utah | 1979 |
| 88 Pattison, Mark (WR) — Washington | 1987-88 |
| 51 Paul, Whitney (LB) — Colorado | 1982-85 |
| 35 Pelluer, Scott (LB) — Washington St. | 1981-85, 87 |
| 71 Perot, Pety (G) — Northwestern La. | 1985 |
| 80 Perriman, Brett (WR) — Miami (Fla.) | 1988-90 |
| 32 Perry, Vernon (S) — Jackson St. | 1983 |
| 33 Perry, Wilmont (RB) — Livingstone | 1998 |
| 45 Petry, Stan (CB) — Texas Christian | 1991 |
| 34 Phillips, Jess (RB) — Michigan St. | 1973-74 |
| 43 Phillips, Kim (CB) — North Texas | 1989 |
| 76 Pietrzak, Jim (C) — Eastern Michigan | 1979-84 |
| 75 Pittman, Julian (DT) — Florida State | 1998 |
| 22 Pitts, Elijah (RB) — Philander Smith | 1970 |
| 85 Poage, Ray (TE) — Texas | 1987-70 |
| 25 Poe, Johnnie (CB) — Missouri | 1981-87 |
| 82 Pollard, Bob (DE) — Weber St. | 1971-77 |
| 83 Poole, Keith (WR) — Arizona St. | 1997-98 |
| 59 Porter, Rufus (LB) — Southern | 1991-95 |
| 59 Porter, Rufus (LB) — Southern | 1995-96 |
| 33 Preece, Steve (DB) — Oregon St. | 1969 |
| 75 Price, Elex (DT) — Alcorn St. | 1973-80 |
| 23 Profit, Joe (RB) — Northeast La. | 1973 |
| 65 Prudhomme, Remi (G/C) — LSU | 1971-72 |

R

| | |
|---|------------|
| 47 Rackley, David (DB) — Texas Southern | 1985 |
| 21 Ramsey, Nate (S) — Indiana | 1973 |
| 16 Ramsey, Steve (QB) — North Texas St. | 1970 |
| 66 Rasley, Rocky (G) — Oregon St. | 1974 |
| 22 Ray, Ricky (CB) — Norfolk St. | 1979-80 |
| 21 Reaves, Ken (CB) — Norfolk St. | 1974 |
| 56 Reboue, Rusty (LB) — Nicholls St. | 1978 |
| 58 Redd, Glen (LB) — Brigham Young | 1981,83-86 |
| 60 Reese, Don (DE) — Jackson St. | 1978-80 |
| 75 Rengel, Mike (DT) — Hawaii | 1969 |
| 84 Rhem, Steve (WR) — Minnesota | 1994-95 |
| 1 Ricardo, Benny (K) — San Diego St. | 1980-81 |
| 55 Rice, Floyd (LB) — Alcorn St. | 1978 |
| 75 Richey, Mike (T) — North Carolina | 1970 |
| 84 Riley, Preston (WR) — Memphis St. | 1973 |
| 14 Riordan, Tim (QB) — Temple | 1987 |
| 77 Rissmiller, Ray (T) — Georgia | 1967 |
| 83 Roach, William (K) — Texas A&M | 1985 |
| 77 Roaf, Thomas (T) — Louisiana Tech | 1993-98 |
| 95 Robbins, Austin (DT) — North Carolina | 1996-98 |
| 20 Robinson, Craig (T) — Houston | 1972-73 |
| 47 Robinson, Virgil (RB) — Grambling | 1971-72 |
| 34 Rodenberger, Jeff (FB) — Maryland | 1987 |
| 54 Roe, Bill (LB) — Colorado | 1987 |
| 38 Rogers, George (HB) — South Carolina | 1981-84 |
| 41 Rogers, Jimmy (RB) — Oklahoma | 1980-84 |
| 26 Rogers, Steve (RB) — LSU | 1975 |
| 75 Rollins, Baron (G) — Louisiana Tech | 1994 |
| 44 Rose, George (CB) — Auburn | 1991 |
| 55 Ross, Scott (LB) — USC | 1991 |
| 78 Roth, Tom (C/G) — Southern Illinois | 1994 |
| 70 Rourke, Jim (T) — Boston College | 1985 |
| 54 Roussel, Tom (LB) — Southern Mississippi | 1971-72 |
| 76 Rowe, Dave (DT) — Penn State | 1967-70 |
| 3 Royals, Mark (P) — Appalachian St. | 1997-98 |
| 54 Ryczek, Paul (C) — Virginia | 1981 |

S

| | |
|--|---------|
| 99 Sagapolutele, Pio (DT) — San Diego St. | 1997 |
| 68 Saindon, Pat (G) — Vanderbilt | 1986 |
| 73 Sandeman, Bill (T) — Pacific | 1967 |
| 51 Saul, Bill (LB) — Penn State | 1969 |
| 85 Savoie, Nicky (TE) — LSU | 1997 |
| 83 Scales, Greg (TE) — Wake Forest | 1988-91 |
| 21 Scarpati, Joe (DB) — North Carolina St. | 1970 |
| 63 Schmidt, Roy (G) — Long Beach St. | 1967-68 |
| 40 Schmidt, Terry (CB) — Ball St. | 1974-75 |
| 65 Schreiber, Adam (G) — Texas | 1985 |
| 33 Schultz, Randy (RB) — St. Coll. of Iowa | 1967-68 |
| 71 Schumacher, Kurt (G) — Ohio St. | 1975-77 |
| 48 Schwartz, Don (SS) — Washington St. | 1978-80 |
| 60 Schweda, Brian (DE) — Kansas | 1967-68 |
| 12 Scott, Bobby (QB) — Tennessee | 1973-82 |
| 80 Scott, Lindsay (WR) — Georgia | 1982-85 |
| 87 Scott, Malcolm (TE) — LSU | 1987 |
| 84 Seal, Paul (CB) — Michigan | 1974-76 |
| 11,14 Todd, Richard (QB) — Alabama | 1970 |
| 30 Shaw, Bob (WR) — Winston-Salem St. | 1993 |
| 76 Shaw, Rickie (T) — North Carolina | 1989 |
| 89 Shepard, Derrick (WR) — Oklahoma | 1989 |
| 67 Shinnors, John (G) — Xavier (Ohio) | 1969-71 |
| 5 Shuler, Heath (QB) — Tennessee | 1997-98 |
| 28 Shy, Don (RB) — San Diego St. | 1967 |
| 71 Siglar, Ricky (T) — San Jose St. | 1997-98 |
| 53 Simmons, Dave (LB) — Georgia Tech | 1967 |
| 25 Simmons, Jerry (WR) — Bethune-Cookman | 1989-90 |
| 96 Simmons, Michael (DE) — Mississippi St. | 1989-90 |
| 54 Simonini, Ed (LB) — Texas A&M | 1982 |
| 79 Slaughter, Chuck (T) — South Carolina | 1982 |
| 81 Slutzker, Scott (TE) — Iowa | 1992-96 |
| 83 Small, Torrance (WR) — Alcorn St. | 1990-94 |
| 99 Smeenge, Joel (DE/LB) — W. Michigan | 1996-98 |
| 91 Smith, Brady (DE) — Colorado State | 1991 |
| 30 Smith, Cedric (FB) — Florida | 1991 |
| 82 Smith, Irv (TE) — Notre Dame | 1993-97 |

U

| | |
|--|-------------|
| 36 Smith, Lamar (RB) — Houston | 1998 |
| 66 Smith, Royce (G) — Georgia | 1972-73 |
| 52 Smith, Vinson (LB) — East Carolina | 1998 |
| 11 South, Ronnie (QB) — Arkansas | 1968 |
| 33 Spears, Ernest (S) — USC | 1990 |
| 37 Spencer, Jimmy (CB) — Florida | 1992-95 |
| 29 Spencer, Maurice (CB) — N.C. Central | 1974-76, 78 |
| 47 Spivey, Mike (CB) — Colorado | 1980-81 |
| 16 Stabler, Ken (QB) — Alabama | 1982-84 |
| 90 Stanley, Israel (DE) — Arizona St. | 1995 |
| 32 Stauch, Scott (RB) — UCLA | 1981 |
| 27 Stemrick, Greg (CB) — Colorado St. | 1983 |
| 22 Stevens, Howard (RB) — Louisville | 1973-74 |
| 26 Stewart, Jimmy (SS) — Tulsa | 1977 |
| 87 Stickles, Monty (TE) — Notre Dame | 1968 |
| 68 Stieve, Terry (G) — Wisconsin | 1976-77 |
| 55 Stincic, Tom (LB) — Michigan | 1972 |
| 52 Stonebreaker, Mike (LB) — Notre Dame | 1994 |
| 37 Stonebreaker, Steve (LB) — Detroit | 1967-68 |
| 71 Stokes, Fred (DE) — Georgia Southern | 1996 |
| 49 Stowers, Tommie (TE) — Missouri | 1992-93 |
| 33 Strachan, Mike (RB) — Iowa St. | 1975-80 |
| 58 Strand, Eli (G) — Iowa St. | 1967 |
| 42 Strong, Jim (RB) — Houston | 1971-72 |
| 41 Strong, William (CB) — North Carolina St. | 1995-96 |
| 78 Sturt, Jerry (T/C) — Illinois | 1967-70 |
| 68 Sturt, Fred (G) — Bowling Green | 1978-81 |
| 60 Sutherland, Doug (G) — Wisconsin St. | 1970 |
| 20 Sutton, John (CB) — New Mexico | 1987 |
| 29 Sutton, Reggie (CB) — Miami (Fla.) | 1987-88 |
| 15,14 Sweetan, Karl (QB) — Wake Forest | 1968 |
| 56 Swilling, Pat (LB) — Georgia Tech | 1986-92 |
| 79 Swinney, Clovis (DT) — Arkansas St. | 1970 |
| 69 Swoopes, Pat (NT) — Mississippi St. | 1987, 89 |
| 15 Szaro, Rich (K) — Harvard | 1975-78 |
| 88 Szymakowski, Dave (WR) — West Texas St. | 1968 |

T

| | |
|--|-------------|
| 72 Talbert, Don (T) — Texas | 1969-70 |
| 22 Taylor, Derrick (FS) — North Carolina State | 1987 |
| 71 Taylor, James (T) — Missouri | 1978-81 |
| 32 Taylor, Jim (RB) — LSU | 1967 |
| 29 Taylor, Keith (S) — Illinois | 1992-93 |
| 77 Taylor, Mike (T) — USC | 1969-70 |
| 86 Thaxton, James (TE) — Tennessee St. | 1976-77 |
| 23 Thomas, Charlie (KR) — Tennessee St. | 1975 |
| 85 Thomas, Curtland (WR) — Missouri | 1987 |
| 79 Thomas, Henry (G) — Southwest Texas State | 1987 |
| 89 Thomas, Joe (WR) — Mississippi Valley | 1987 |
| 17 Thomas, Speedy (WR) — Utah | 1973-74 |
| 89 Thompson, Aundra (WR) — East Texas St. | 1981-82 |
| 7 Thompson, Bennie (S) — Grambling St. | 1989-91 |
| 27 Thompson, Bobby (S) — Arizona | 1969 |
| 65 Thompson, Dave (T) — Clemson | 1974-75 |
| 96 Thorp, Don (NT) — Illinois | 1984 |
| 33 Thurman, Junior (DB) — USC | 1987 |
| 82 Tice, John (TE) — Maryland | 1983-92 |
| 74 Tilleman, Mike (DT) — Montana | 1967-70 |
| 71 Tillman, Faddie (DT) — Boise St. | 1972 |
| 11,14 Todd, Richard (QB) — Alabama | 1970 |
| 54 Toles, Alvin (LB) — Tennessee | 1985-88 |
| 11 Tolliver, Billy Joe (QB) — Texas Tech | 1998 |
| 90 Tomich, Jared (DE) — Nebraska | 1997-98 |
| 32 Toussaint, Darrell (DB) — Northwestern La. | 1987 |
| 71 Townes, Willie (DE) — Tulsa | 1970 |
| 56 Traplo, Steve (G) — Boston Coll. | 1987-90, 92 |
| 54 Tubbs, Winfred (LB) — Texas | 1994-97 |
| 26 Tullis, Willie (CB) — Troy St. (AL) | 1985-86 |
| 68 Turley, Kyle (G/T) — San Diego State | 1998 |
| 97 Turnbull, Renaldo (DE/LB) — W. Virginia | 1990-96 |
| 88 Turner, Floyd (WR) — Northwestern La. | 1989-93 |
| 86 Twynner, Gunnard (WR) — Western Illinois | 1997 |
| 42 Tyler, Toussaint (RB) — Washington | 1981-82 |

V

| | |
|---|---------|
| 52 Vanderbunt, Skip (LB) — Oregon St. | 1978 |
| 38 Vandorsea, Phil (LB) — Massachusetts | 1967 |
| 35 Van Wagner, Jim (FB) — Michigan Tech | 1978 |
| 66 Verstegen, Mike (G) — Wisconsin | 1995-97 |

W

| | |
|---|----------------|
| 87 Wainright, Frank (TE) — N. Colorado | 1991-93 |
| 83 Walker, Dwight (WR) — Nicholls St. | 1987 |
| 78 Walker, Jeff (G) — Memphis St. | 1988-89 |
| 80 Walker, Mike (DE) — Tulane | 1971 |
| 85 Walls, Wesley (TE) — Mississippi | 1994-95 |
| 4 Walsh, Steve (QB) — Miami (Fla.) | 1990-93 |
| 21 Ward, Carl (S) — Michigan | 1969 |
| 72 Ward, Chris (T) — Ohio St. | 1984 |
| 98 Warner, Ron (LB) — SMU | 1998 |
| 73 Warren, Frank (DE) — Auburn | 1981-89, 91-94 |
| 55 Washington, Dave (LB) — Alcorn St. | 1980 |
| 26 Washington, Mickey (CB) — Texas A&M | 1997 |
| 88 Waters, Mike (TE) — San Diego State | 1987 |
| 67 Watson, John (T) — Oklahoma | 1977-79 |
| 61 Watson, Mike (T) — Miami (O.) | 1977 |
| 49 Wattleit, Frank (FS) — Kansas State | 1981-87 |
| 44 Wayner, Dave (DB) — Notre Dame | 1980-89 |
| 42 Weary, Fred (CB) — Florida | 1998 |
| 85 Weatherspoon, Cephus (WR) — Ft. Lewis Col. | 1972 |
| 56 Weissenhofer, Ron (LB) — Notre Dame | 1987 |
| 42 Welch, Claxton (RB) — Oregon | 1970 |
| 54 Wendryhoski, Joe (C) — Illinois | 1967-68 |
| 60 Westbrook, Greg (LB) — Colorado | 1975-77 |
| 39 Wheelwright, Ernie (RB) — So. Illinois | 1967-70 |
| 86 Whitaker, Creston (WR) — North Texas St. | 1972 |
| 23 Whittell, Dave (CB) — Indiana | 1967-69 |
| 59 Whittingham, Fred (LB) — Cal Poly-SLO | 1967-68 |
| 23 Whittle, Ricky (RB) — Oregon | 1996 |
| 66 Wickert, Tom (G) — Washington St. | 1975-76 |
| 49 Wicks, Bob (WR) — Utah St. | 1974 |
| 47 Wilcox, Josh (TE) — Oregon | 1998 |
| 94 Wilks, Jim (DE/NT) — San Diego St. | 1981-93 |
| 88 Williams, Brooks (TE) — North Carolina | 1978-81 |
| 61 Williams, Del (G) — Florida St. | 1967-73 |
| 90 Williams, James (LB) — Mississippi St. | 1990-94 |
| 24 Williams, Joe (RB) — Wyoming | 1972 |
| 45 Williams, John (FB) — Wisconsin | 1986 |
| 66 Williams, Larry (G) — Notre Dame | 1991 |
| 69 Williams, Ralph (G) — Southern | 1985-86 |
| 86 Williams, Richard (WR) — Abilene Christian | 1974 |
| 65 Williams, Willie (T) — LSU | 1994 |
| 63 Willis, Donald (G) — North Carolina A&T | 1995-97 |
| 49 Willis, Len (WR) — Ohio St. | 1977 |
| 4 Wimsmeier, Klaus (P) — Louisville | 1995-96 |
| 18 Wilson, Dave (QB) — Illinois | 1981, 1983-89 |
| 42 Wilson, Ray (S) — New Mexico | 1994 |
| 45 Wilson, Tim (FB) — Maryland | 1983-84 |
| 79 Wilson, Troy (DE) — Pittsburg St. (Kan.) | 1998 |
| 18 Wilson, Wade (QB) — East Texas St. | 1993-94 |
| 30 Wilson, Wayne (FB) — Shepherd | 1979-86 |
| 71 Winans, Jeff (DT) — USC | 1976 |
| 80 Winslow, Doug (WR) — Drake | 1973 |
| 9 Winslow, George (P) — Villanova | 1989 |
| 92 Winston, DeMont (LB) — Vanderbilt | 1990, 92-94 |
| 56 Winston, Dennis (LB) — Arkansas | 1982-85 |
| 68 Winther, Wimpy (C) — Mississippi | 1972 |
| 24 Woerner, Scott (DB) — Georgia | 1987 |
| 19 Wood, Gary (QB) — Cornell | 1967 |
| 65 Woods, Robert (T) — Tennessee St. | 1977-80 |
| 47 Woodson, Marv (S) — Indiana | 1969 |
| 4 Word, Barry (RB) — Virginia | 1987-88 |
| 7 Wuelfel, Danny (QB) — Florida | 1997-98 |
| 23 Wyatt, Doug (S) — Tulsa | 1970-72 |

Y

| | |
|---|---------|
| 1 Yepremian, Garo (K) — None | 1979 |
| 65 Young, Bob (G) — Howard Payne | 1981 |
| 93 Young, Kevin (DE) — Utah State | 1987 |
| 89 Young, Tyrone (WR) — Florida | 1983-84 |
| 20 Youngblood, George (S) — Los Angeles St. | 1967-68 |

Z

| | |
|---------------------------------------|---------|
| 79 Zanders, Emanuel (G) — Jackson St. | 1974-80 |
| 34 Zellars, Ray (FB) — Notre Dame | 1995-98 |

| | |
|----|---|
| 36 | Boykin, Greg (RB) — Northwestern.....1977 |
| | Brown, Bob (TE) — Alcorn A&M.....1972-73 |
| | Burchfield, Don (TE) — Ball St.....1971 |
| | Davis, Dick (RB) — Nebraska.....1970 |
| | Jennings, Stanford (RB) — Furman.....1991 |
| | Jones, Andrew (RB) — Washington St.....1975-76 |
| | McCall, Don (RB) — USC.....1967-68, 1970 |
| | Mayes, Rueben (RB) — Washington St.....1986-88, 90 |
| | Ned, Derrick (FB) — Grambling St.....1993-95 |
| | Nyval, Vic (RB) — Northwestern La.....1970 |
| | Smith, Lamar (RB) — Houston.....1998 |
| 37 | Cherry, Je/rod (S) — California.....1996-97 |
| | Cota, Chad (S) — Oregon.....1998 |
| | Gray, Mel (RB) — Purdue.....1986-88 |
| | Myers, Tommy (S) — Syracuse.....1972-81 |
| | Spencer, Jimmy (CB) — Florida.....1992-95 |
| | Stonebreaker, Steve (LB) — Detroit.....1967-68 |
| | Thompson, Bennie (S) — Grambling St.....1989-91 |
| 38 | Baker, Tony (RB) — Iowa St.....1968-71 |
| | Butler, Bill (RB) — Kansas State.....1972-74 |
| | Greer, Donovan (CB) — Texas A&M.....1997 |
| | Nicholson, Calvin (CB) — Oregon St.....1989, 91 |
| | Rogers, George (HB) — South Carolina.....1981-84 |
| | Vandersea, Phil (LB) — Massachusetts.....1967 |
| 39 | Covington, John (S) — Notre Dame.....1995 |
| | LaGrand, Morris (RB) — Tampa.....1975 |
| | Lawson, Odell (RB) — Langston.....1973-74 |
| | Lee, Carl (DB) — Marshall.....1994 |
| | Maxie, Brett (S) — Texas Southern.....1985-93 |
| | Wheelwright, Ernie (RB) — So. Illinois.....1967-70 |
| 40 | Adams, Michael (DB) — Arkansas St.....1987-88 |
| | Bender, Wes (FB) — USC.....1997 |
| | Granger, Hoyle (RB) — Mississippi St.....1971 |
| | Gros, Earl (RB) — LSU.....1970 |
| | Hilliard, Dalton (RB) — LSU.....1986-93 |
| | Knaflck, Greg (TE) — Notre Dame.....1983 |
| | Marsalis, Jim (S) — Tennessee St.....1977 |
| | Massey, Robert (CB) — N.C. Central.....1989-90 |
| | Schmidt, Terry (CB) — Ball St.....1974-75 |
| 41 | Cook, Toi (CB) — Stanford.....1987-93 |
| | Gilliam, John (WR) — S. Carolina St.....1967-68, 1971 |
| | Newland, Bob (WR) — Oregon.....1971-74 |
| | Rogers, Jimmy (RB) — Oklahoma.....1980-84 |
| | Strong, William (CB) — North Carolina St.....1995-96 |
| 42 | Gilliam, John (WR) — S. Carolina St.....1967-68, 1977 |
| | McCleskey, J.J. (WR/S) — Tennessee.....1993-96 |
| | McLemore, Dana (DB) — Hawaii.....1986 |
| | Muncie, Chuck (RB) — California.....1976-80 |
| | Parker, Joel (WR) — Florida.....1974-75, 77 |
| | Strong, Jim (RB) — Houston.....1971-72 |
| | Tyler, Toussaint (RB) — Washington.....1981-82 |
| | Weary, Fred (CB) — Florida.....1998 |
| | Welch, Claxton (RB) — Oregon.....1970 |
| | Wilson, Ray (S) — New Mexico.....1994 |
| 43 | Collins, Larry (RB) — Texas A&I.....1980 |
| | Fowler, Bobby (FB) — Louisiana Tech.....1984-85 |
| | Jean Baptiste, Garland (FB) — LSU.....1987 |
| | Kopay, Dave (LB) — Washington.....1971 |
| | Legette, Tyrone (CB) — Nebraska.....1992-95 |
| | Lyons, Dicky (S) — Kentucky.....1970 |
| | Phillips, Kim (CB) — North Texas.....1989 |
| 44 | Cordill, Ollie (P) — Memphis St.....1969 |

| |
|---|
| Crist, Chuck (S) — Penn St.....1975-77 |
| Farasopolos, Chris (S) — Brigham Young.....1974 |
| Fink, Mike (CB) — Missouri.....1973 |
| McCleskey, J.J. (WR/S) — Tennessee.....1993-96 |
| McCrory, Fred (FB) — Mississippi St.....1997 |
| Rose, George (CB) — Auburn.....1967 |
| Waymer, Dave (DB) — Notre Dame.....1980-89 |
| 45 |
| Athas, Pete (S) — Tennessee.....1976 |
| Byrd, Israel (CB) — Utah St.....1993-95 |
| Green, Arthur (RB) — Albany St.....1972 |
| Heyward, Craig (FB) — Pittsburgh.....1988-92 |
| Holmes, Jack (RB) — Texas Southern.....1978-82 |
| Johnson, Nate (RB) — Texas Southern.....1987 |
| Jordan, Jimmy (RB) — Florida.....1967 |
| Kimbrough, Elbert (S) — Northwestern.....1968 |
| Petry, Stan (CB) — Texas Christian.....1991 |
| Williams, John (FB) — Wisconsin.....1986 |
| Wilson, Tim (FB) — Maryland.....1983-84 |
| 46 |
| Abramowicz, Dan (WR) — Xavier (Ohio).....1967-73 |
| Gajan, Hokie (FB) — LSU.....1982-85 |
| Gammon, Kendall (C) — Pittsburg St. (Kan.).....1998 |
| Kearney, Jim (S) — Prairie View.....1976 |
| Lumpkin, Sean (S) — Minnesota.....1992-96 |
| 47 |
| Austin, Cliff (RB) — Clemson.....1983 |
| Beverly, Dwight (RB) — Illinois.....1987 |
| Cortez, Bruce (CB) — Parsons.....1967 |
| Davis, Travis (S) — Notre Dame.....1995 |
| DeGrenier, Jack (RB) — Texas-Arlington.....1974 |
| Dusenberry, Bill (RB) — J.C. Smith.....1970 |
| Jackson, Greg (S) — LSU.....1996 |
| Mack, Cedric (CB) — Baylor.....1992-93 |
| Rackley, David (DB) — Texas Southern.....1985 |
| Robinson, Virgil (RB) — Grambling.....1971-72 |
| Spivey, Mike (CB) — Colorado.....1980-81 |
| Wilcox, Josh (TE) — Oregon.....1998 |
| Woodson, Marv (S) — Indiana.....1969 |
| 48 |
| Livingston, Andy (RB) — Phoenix JC.....1969-70 |
| Schwartz, Don (SS) — Washington St.....1978-80 |
| 49 |
| Hazelton, Major (DB) — Florida A&M.....1970 |
| McGill, Ralph (S) — Tulsa.....1978-79 |
| Owens, Artie (WR) — West Virginia.....1980 |
| Stowers, Tommie (TE) — Missouri.....1992-93 |
| Wattelet, Frank (FS) — Kansas State.....1981-87 |
| Wicks, Bob (WR) — Utah St.....1974 |
| 50 |
| Aleaga, Ink (LB) — Washington.....1997 |
| Bordelon, Ken (LB) — LSU.....1976-77, 79-82 |
| Del Rio, Jack (LB) — USC.....1985-86 |
| James, Phillip (C) — Southern.....1987 |
| Johnson, John (LB) — Clemson.....1995 |
| Kupp, Jake (G) — Washington.....1967-75 |
| Mitchell, Kevin (LB) — Syracuse.....1998 |
| 51 |
| Barnes, Derrick (LB) — Oregon.....1997 |
| Capone, Warren (LB) — LSU.....1976 |
| Chambers, Rusty (LB) — Tulane.....1975-76 |
| Childs, Ron (LB) — Washington St.....1995 |
| Croom, Sylvester (C) — Alabama.....1975 |
| Crosby, Ron (LB) — Penn St.....1978 |
| Didion, John (LB-C) — Oregon St.....1971-74 |
| Fraser, Jim (P) — Wisconsin.....1968 |
| Holloway, Stan (LB) — California.....1980 |
| McCoy, Larry (LB) — Lamar.....1987 |
| Mills, Sam (LB) — Montclair St.....1986-94 |
| Paul, Whitney (LB) — Colorado.....1982-85 |
| Saul, Bill (LB) — Penn State.....1969 |

| |
|--|
| 52 |
| Emanuel, Frank (LB) — Tennessee.....1970 |
| Forde, Brian (LB) — Washington St.....1988-91 |
| Harvey, Richard Jr. (LB) — Tulane.....1995-97 |
| Huard, John (LB) — Maine.....1971 |
| Jacobs, Harry (LB) — Bradley.....1970 |
| Kovach, Jim (LB) — Kentucky.....1979-85 |
| Lemon, Mike (LB) — Kansas.....1975 |
| Palmer, Dick (LB) — Kentucky.....1972-73 |
| Smith, Vinson (LB) — East Carolina.....1998 |
| Stonebreaker, Mike (LB) — Notre Dame.....1994 |
| Vanderbunt, Skip (LB) — Oregon St.....1978 |
| 53 |
| Absher, Dick (LB) — Maryland.....1969-71 |
| Davis, Don (LB) — Kansas.....1996-98 |
| Fourcade, Keith (LB) — Mississippi.....1987 |
| Green, Sammy (LB) — Florida.....1980 |
| Hart, Tommy (DE) — Morris Brown.....1980 |
| Hobbs, Billy (LB) — Texas A&M.....1972 |
| Johnson, Vaughan (LB) — N.C. State.....1986-93 |
| Kingree, Rick (LB) — Tulane.....1973-77 |
| Pelluer, Scott (LB) — Washington St.....1981-85, 87 |
| Simmons, Dave (LB) — Georgia Tech.....1967 |
| 54 |
| Aleaga, Ink (LB) — Washington.....1998 |
| Hughes, Pat (LB) — Boston U.....1977-79 |
| Lindsey, Dale (LB) — Western Kentucky.....1973 |
| Middleton, Rick (LB) — Ohio St.....1974-75 |
| Roe, Bill (LB) — Colorado.....1987 |
| Roussel, Tom (LB) — Southern Mississippi.....1971-72 |
| Ryzcek, Paul (C) — Virginia.....1981 |
| Simonini, Ed (LB) — Texas A&M.....1982 |
| Toles, Alvin (LB) — Tennessee.....1985-88 |
| Tubbs, Winfred (LB) — Texas.....1994-97 |
| Wendryhoski, Joe (C) — Illinois.....1967-68 |
| 55 |
| Burkett, Jackie (LB) — Auburn.....1967-70 |
| Coleman, Don (LB) — Michigan.....1974-75 |
| Creech, Bob (LB) — TCU.....1973 |
| DeForest, Joe (LB) — Southwestern La.....1987 |
| Fields, Mark (LB) — Washington St.....1995-98 |
| Flanigan, Jim (LB) — Pittsburgh.....1971 |
| Freeman, Reggie (LB) — Florida St.....1993 |
| Kohlbrand, Joe (LB) — Miami (Fla.).....1985-89 |
| Nairne, Rob (LB) — Oregon.....1981-83 |
| Rice, Floyd (LB) — Alcorn St.....1978 |
| Ross, Scott (LB) — USC.....1991 |
| Stincic, Tom (LB) — Michigan.....1972 |
| Washington, Dave (LB) Alcorn St.....1980 |
| 56 |
| Bordano, Chris (LB) — SMU.....1998 |
| Dixon, Ernest (LB) — South Carolina.....1994-97 |
| Farber, Hap (LB) — Mississippi.....1970 |
| Ferguson, Jim (LB) — USC.....1968 |
| Gross, Lee (C) — Auburn.....1975-77 |
| Hall, Willie (LB) — USC.....1972-73 |
| Mathis, Reggie (LB) — Oklahoma.....1979-80 |
| Rebowe, Rusty (LB) — Nicholls St.....1978 |
| Swilling, Pat (LB) — Georgia Tech.....1986-92 |
| Weissenhofer, Ron (LB) — Notre Dame.....1987 |
| Winston, Dennis (LB) — Arkansas.....1982-85 |
| 57 |
| Coombs, Larry (C) — Idaho.....1980 |
| Jackson, Rickey (LB) — Pittsburgh.....1981-93 |
| Merlo, Jim (LB) — Stanford.....1973-74, 76-79 |
| Morgan, Mike (LB) — LSU.....1969-70 |
| 58 |
| Conner, Darion (LB) — Jackson St.....1994 |
| Federspiel, Joe (LB) — Kentucky.....1972-80 |
| Jones, Brian (LB) — Texas.....1995-96, 1998 |
| Leach, Scott (LB) — Ohio State.....1987 |
| Redd, Glen (LB) — Brigham Young.....1981, 83-86 |
| Strand, Eli (G) — Iowa St.....1967 |

| |
|---|
| 59 |
| Campan, James (C/G) — Tulane.....1987-88 |
| Colman, Wayne (LB) — Temple.....1969-74, 76 |
| Evans, Chuck (LB) — Stanford.....1980-81 |
| Martin, Chris (LB) — Auburn.....1983 |
| Mitchell, Keith (LB) — Texas A&M.....1997-98 |
| Porter, Rufus (LB) — Southern.....1995-96 |
| Whittingham, Fred (LB) — Cal Poly-SLO.....1967-68 |
| 60 |
| Cunningham, Carl (LB) — Houston.....1971 |
| Gammon, Kendall (C) — Pittsburg St. (Kan.).....1997 |
| Kennard, Derek (G) — Nevada-Reno.....1991-93 |
| Korte, Steve (C) — Arkansas.....1983-90 |
| Novitsky, Craig (C/T) — UCLA.....1994-96 |
| Reese, Don (DE) — Jackson St.....1978-80 |
| Schweda, Brian (DE) — Kansas.....1967-68 |
| Sutherland, Doug (G) — Wisconsin St.....1970 |
| Westbrooks, Greg (LB) — Colorado.....1975-77 |
| 61 |
| Adams, Sam (G) — Prairie View.....1981 |
| Hilgenberg, Joel (C/G) — Iowa.....1984-93 |
| King, Ed (G) — Auburn.....1995-97 |
| Loberg, Greg (G/T) — California.....1987 |
| Watson, Mike (T) — Miami (O.).....1977 |
| Williams, Del (G) — Florida St.....1967-73 |
| 62 |
| Fontenot, Jerry (C) — Texas A&M.....1997-98 |
| Gammon, Kendall (C) — Pittsburg St. (Kan.).....1996 |
| Gwinn, Ross (G) — Northwestern La.....1968 |
| Hilgenberg, Jay (C) — Iowa.....1993 |
| Hill, John (C) — Lehigh.....1975-84 |
| Leggett, Brad (C) — USC.....1990-91 |
| Uhlenhake, Jeff (C) — Ohio St.....1994-95 |
| 63 |
| Baumgartner, Steve (DE) — Purdue.....1973-77 |
| Bennett, Barry (DE) — Concordia (Minn.).....1978-81 |
| Davis, Norman (G) — Grambling.....1969 |
| Dunbar, Karl (DE) — LSU.....1993 |
| Edelman, Brad (G) — Missouri.....1982-89 |
| Finnie, Roger (T) — Florida A&M.....1979 |
| Schmidt, Roy (G) — Long Beach St.....1967-68 |
| Willis, Donald (G) — North Carolina A&T.....1995-97 |
| 64 |
| Adams, Scott (G) — Georgia.....1994 |
| Elliott, Ted (NT) — Mankato State.....1987 |
| Hester, Ray (LB) — Tulane.....1971-73 |
| Lafay, Dave (T) — Purdue.....1977-85 |
| Maurer, Andy (G) — Oregon.....1974 |
| 65 |
| Carr, Tom (DE) — Morgan St.....1968 |
| Carter, David (C) — Western Kentucky.....1984-85 |
| Naeole, Chris (G) — Colorado.....1997-98 |
| Prudhomme, Remi (G/C) — LSU.....1971-72 |
| Schreiber, Adam (G) — Texas.....1985 |
| Thompson, Dave (T) — Clemson.....1974-75 |
| Trapilo, Steve (G) — Boston Coll.....1987-90, 92 |
| Williams, Willie (T) — LSU.....1994 |
| Woods, Robert (T) — Tennessee St.....1977-80 |
| Young, Bob (G) — Howard Payne.....1981 |
| 66 |
| Cody, Bill (LB) — Auburn.....1967-70 |
| Commiskey, Chuck (G) — Mississippi.....1986-88 |
| Dobler, Conrad (G) — Wyoming.....1978-79 |
| Knowles, David (T) — Indiana.....1977 |
| Oubre, Louis (G) — Oklahoma.....1982-84 |
| Rasley, Rocky (G) — Oregon St.....1974 |
| Smith, Royce (G) — Georgia.....1972-73 |
| Verstegen, Mike (G) — Wisconsin.....1995-97 |
| Wickert, Tom (G) — Washington St.....1975-76 |
| Williams, Larry (G) — Notre Dame.....1991 |

| | | |
|----|------------------------------------|---------|
| 67 | Brock, Stan (T) — Colorado | 1980-92 |
| | Harvey, George (G) — Kansas | 1967 |
| | Kuziel, Bob (C) — Pittsburgh | 1972 |
| | LaPorta, Phil (T) — Penn State | 1974-75 |
| | McCollum, Andy (G) — Toledo | 1994-98 |
| | Shinners, John (G) — Xavier (Ohio) | 1969-71 |
| | Watson, John (T) — Oklahoma | 1977-79 |

| | | |
|----|------------------------------------|---------------|
| 68 | Housman, Walter (T/G) — Upsala | 1987 |
| | Jetton, Paul (G) — Texas | 1992-93 |
| | Kline, Alan (T) — Ohio St. | 1994-95 |
| | Neal, Richard (DE) — Southern | 1969-72, 1978 |
| | Saindon, Pat (G) — Vanderbilt | 1986 |
| | Steve, Terry (G) — Wisconsin | 1976-77 |
| | Sturt, Fred (G) — Bowling Green | 1978-81 |
| | Turley, Kyle (G/T) — San Diego St. | 1998 |
| | Winther, Wimpy (C) — Mississippi | 1972 |

| | | |
|----|-------------------------------------|----------|
| 69 | Ackerman, Tom (C/G) — E. Washington | 1996-98 |
| | Dalton, Oakley (DT) — Jackson St. | 1977 |
| | Fifer, Bill (G) — West Texas St. | 1978 |
| | Hudson, Nat (G) — Georgia | 1981 |
| | Miller, Les (NT) — Ft. Hays St. | 1991-94 |
| | Swoopes, Pat (NT) — Mississippi St. | 1987, 89 |
| | Williams, Ralph (G) — Southern | 1985-86 |

| | | |
|----|---|---------|
| 70 | Contz, Bill (T) — Penn State | 1986-88 |
| | Hamiter, Uhuru (DE) — Delaware St. | 1998 |
| | Haverdink, Kevin (T) — Western Michigan | 1989-91 |
| | Holden, Sam (T) — Grambling | 1971 |
| | Hubbard, Dave (T) — Brigham Young | 1977 |
| | Meseroll, Mark (T) — Florida St. | 1978 |
| | Port, Chris (G/T) — Duke | 1991-95 |
| | Robinson, Craig (T) — Houston | 1972-73 |
| | Rourke, Jim (T) — Boston College | 1985 |

| | | |
|----|--------------------------------------|---------|
| 71 | Anderson, Dick (T) — Ohio St. | 1967 |
| | Cooper, Richard (T) — Tennessee | 1990-95 |
| | Fersen, Paul (T) — Georgia | 1973-74 |
| | Kaplan, Ken (T) — New Hampshire | 1987 |
| | McCormick, Dave (T) — LSU | 1967-68 |
| | Merrill, Casey (DT) — Cal-Davis | 1986 |
| | Perot, Pety (G) — Northwestern La. | 1985 |
| | Schumacher, Kurt (G) — Ohio St. | 1975-77 |
| | Siglar, Ricky (T) — San Jose St. | 1997-98 |
| | Stokes, Fred (DE) — Georgia Southern | 1996 |
| | Taylor, James (T) — Missouri | 1978-81 |
| | Tillman, Faddie (DT) — Boise St. | 1972 |
| | Townes, Willie (DE) — Tulsa | 1970 |
| | Winans, Jeff (DT) — USC | 1976 |

| | | |
|----|----------------------------------|---------|
| 72 | Dombrowski, Jim (G/T) — Virginia | 1986-96 |
| | Fultz, Mike (DT) — Nebraska | 1977-80 |
| | Gray, Leon (T) — Jackson St. | 1982-83 |
| | Hart, Jeff (T) — Oregon St. | 1976 |
| | Jenkins, Trezelle (T) — Michigan | 1997 |
| | Leggett, Earl (DT) — LSU | 1967-68 |
| | Owens, Joe (DE) — Alcorn A&M | 1971-75 |
| | Talbert, Don (T) — Texas | 1969-70 |
| | Ward, Chris (T) — Ohio St. | 1984 |

| | | |
|----|-------------------------------|----------------|
| 73 | Campbell, Joe (DE) — Maryland | 1977-80 |
| | Davis, Isaac (G) — Arkansas | 1997 |
| | Mooring, John (T) — Tampa | 1974 |
| | Sandeman, Bill (T) — Pacific | 1967 |
| | Sturm, Jerry (T/C) — Illinois | 1967-70 |
| | Warren, Frank (DE) — Auburn | 1981-89, 91-94 |

| | | |
|----|--|------|
| 74 | Carroll, Herman (DE) — Mississippi St. | 1994 |
| | Gray, Cecil (T) — North Carolina | 1993 |

| | | |
|--|---|---------|
| | Gregory, Ted (NT) — Syracuse | 1988 |
| | Haverdink, Kevin (T) — Western Michigan | 1989-91 |
| | Jones, Clarence (T) — Maryland | 1996-98 |
| | Leach, William (G/T) — N.C. State | 1967 |
| | Moers, Doug (DE) — Whittier | 1971-72 |
| | Moore, Derland (NT) — Oklahoma | 1973-85 |
| | Tillemann, Mike (DT) — Montana | 1967-70 |

| | | |
|----|---------------------------------------|---------|
| 75 | Clark, Bruce (DE) — Penn State | 1982-88 |
| | Crangle, Mike (DE) — Tennessee-Martin | 1972 |
| | McCormick, Dave (T) — LSU | 1967-68 |
| | Marrone, Doug (G) — Syracuse | 1989 |
| | Palmer, Emile (DT) — Syracuse | 1996 |
| | Pittman, Julian (DT) — Florida St. | 1998 |
| | Price, Alex (DT) — Alcorn St. | 1973-80 |
| | Rengel, Mike (DT) — Hawaii | 1969 |
| | Richey, Mike (T) — North Carolina | 1970 |
| | Rollins, Baron (G) — Louisiana Tech | 1994 |

| | | |
|----|---|---------|
| 76 | Board, Dwaine (DE) — North Carolina A&T | 1988 |
| | Davidson, Jeff (T) — Ohio St. | 1994 |
| | Hills, Keno (T) — Southwestern La. | 1996-98 |
| | Hunt, Kevin (T) — Doane | 1978 |
| | McGuire, Gene (C) — Notre Dame | 1992 |
| | Morrison, Don (T) — Texas-Arlington | 1971-77 |
| | Pietrzak, Jim (C) — Eastern Michigan | 1979-84 |
| | Rowe, Dave (DT) — Penn State | 1967-70 |
| | Shaw, Rickie (T) — North Carolina | 1993 |

| | | |
|----|--|---------|
| 77 | Anderson, Gary (G) — Stanford | 1978 |
| | Boeke, Jim (T) — Heidelberg | 1968 |
| | Boyersky, Jerry (NT) — Pittsburgh | 1981 |
| | Gilbert, Daren (T) — Cal State-Fullerton | 1985-88 |
| | Goich, Dan (DT) — California | 1971 |
| | Johnson, Carl (G) — Nebraska | 1972-73 |
| | Montgomery, Marv (T) — USC | 1976-77 |
| | Morris, Chris (T) — Indiana | 1975 |
| | Rissmiller, Ray (T) — Georgia | 1967 |
| | Roaf, William (T) — Louisiana Tech | 1993-98 |
| | Taylor, Mike (T) — USC | 1969-70 |

| | | |
|----|-------------------------------------|---------|
| 78 | Backes, Tom (G) — Oklahoma | 1993 |
| | Clark, Kelvin (G) — Nebraska | 1982-85 |
| | Grooms, Elio (DE) — Tennessee Tech | 1975-81 |
| | Hines, Glen Ray (T) — Arkansas | 1971-72 |
| | Jones, Jerry (T) — Bowling Green | 1967-69 |
| | Keim, Mike (T) — Brigham Young | 1991 |
| | Knight, Shawn (DE) — Brigham Young | 1987 |
| | Linden, Errol (T) — Houston | 1969-70 |
| | Newsome, Billy (DE) — Grambling | 1973-74 |
| | Roth, Tom (C/G) — Southern Illinois | 1994 |
| | Walker, Jeff (G) — Memphis St. | 1988-89 |

| | | |
|----|---|---------|
| 79 | Cordileone, Lou (DT) — Clemson | 1967-68 |
| | Derby, Glenn (T) — Wisconsin | 1989-90 |
| | Epps, Tory (DT) — Memphis St. | 1995 |
| | Slaughter, Chuck (T) — South Carolina | 1992 |
| | Swinney, Clovis (DT) — Arkansas St. | 1970 |
| | Thomas, Henry (G) — Southwest Texas State | 1987 |
| | Wilson, Troy (DE) — Pittsburg St. (Kan.) | 1998 |
| | Zanders, Emanuel (G) — Jackson St. | 1974-80 |

| | | |
|----|---|---------|
| 80 | Banks, Gordon (WR) — Stanford | 1980-81 |
| | Barnwell, Malcolm (WR) — Virginia Union | 1985 |
| | Burton, Larry (WR) — Purdue | 1975-77 |
| | Carroll, Wesley (WR) — Miami (Fla.) | 1991-92 |
| | Dawsey, Stacey (WR) — Indiana | 1987 |
| | Dowdell, Marcus (WR) — Tennessee St. | 1992-93 |
| | Donovan, Tom (WR) — Penn State | 1996 |
| | Garcia, Jim (DE) — Purdue | 1997 |
| | Harper, Alvin (WR) — Tennessee | 1997 |
| | Harris, Herbert (WR) — Lamar | 1986-87 |
| | Havriak, Sam (WR) — Bucknell | 1974 |
| | Hobbs, Daryl (WR) — Pacific | 1997 |

| | | |
|--|---|---------|
| | Jeffries, Haywood (WR) — N.C. State | 1996 |
| | Johnson, Tony (TE) — Alabama | 1998 |
| | Johnson, Tyrone (WR) — Western (Col.) St. | 1994 |
| | McCullough, Earl (WR) — USC | 1974 |
| | Miller, Mike (WR) — Tennessee | 1985 |
| | Perriman, Brett (WR) — Miami (Fla.) | 1988-90 |
| | Scott, Lindsay (WR) — Georgia | 1982-85 |
| | Walker, Mike (DE) — Tulane | 1971 |
| | Winslow, Doug (WR) — Drake | 1973 |

| | | |
|----|---|---------|
| 81 | Anderson, Jesse (TE) — Mississippi St. | 1993 |
| | Atkins, Doug (DE) — Tennessee | 1967-69 |
| | Haynes, Michael (WR) — Northern Arizona | 1994-96 |
| | Hill, Randal (WR) — Miami | 1997 |
| | Slutzker, Scott (TE) — Iowa | 1998 |

| | | |
|----|--|---------|
| 82 | Brewer, Johnny (LB) — Mississippi | 1968-70 |
| | Gottschalk, Darren (TE) — Cal Lutheran | 1987 |
| | Harris, Ike (WR) — Iowa St. | 1978-81 |
| | Ismail, Qadry (WR) — Syracuse | 1998 |
| | O'Neal, Ken (TE) — Oklahoma State | 1987 |
| | Pollard, Bob (DE) — Weber St. | 1971-77 |
| | Smith, Irv (TE) — Notre Dame | 1993-97 |
| | Tice, John (TE) — Maryland | 1983-92 |

| | | |
|----|--|---------------|
| 83 | Benson, Cliff (TE) — Purdue | 1987-88 |
| | Burke, Vern (TE) — Oregon St. | 1987 |
| | Duckett, Kenny (WR) — Wake Forest | 1983-84 |
| | Edwards, Kelvin (WR) — Liberty Baptist | 1986 |
| | Garrett, Len (TE) — New Mexico Highlands | 1973-75 |
| | Hamilton, Andy (WR) — LSU | 1975 |
| | Owens, Tinker (WR) — Oklahoma | 1976, 1978-80 |
| | Parks, Dave (TE) — Texas Tech | 1968-72 |
| | Poole, Keith (WR) — Arizona St. | 1997-98 |
| | Roaches, Carl (KR) — Texas A&M | 1985 |
| | Scales, Greg (TE) — Wake Forest | 1988-91 |
| | Small, Torrance (WR) — Alcorn St. | 1992-96 |
| | Walker, Dwight (WR) — Nicholls St. | 1987 |

| | | |
|----|-----------------------------------|----------------|
| 84 | Estes, Lawrence (DE) — Alcorn A&M | 1970-71 |
| | Guilford, Eric (WR) — Arizona St. | 1997-98 |
| | Hester, Jim (TE) — North Dakota | 1967-69 |
| | Martin, Eric (WR) — LSU | 1985-93 |
| | Maul, Rich (WR) — Penn State | 1977-80, 82-83 |
| | Miller, Junior (TE) — Nebraska | 1984 |
| | Rhem, Steve (WR) — Minnesota | 1994-95 |
| | Riley, Preston (WR) — Memphis St. | 1973 |
| | Seal, Paul (TE) — Michigan | 1974-76 |

| | | |
|----|--|---------|
| 85 | Beasley, John (TE) — California | 1973-74 |
| | Brenner, Hoby (TE) — USC | 1981-93 |
| | Childs, Henry (TE) — Kansas St. | 1974-80 |
| | Cleeland, Cameron (TE) — Washington | 1998 |
| | Green, Paul (TE) — USC | 1996 |
| | Poage, Ray (TE) — Texas | 1967-70 |
| | Savoie, Nicky (TE) — LSU | 1997 |
| | Thomas, Curtland (WR) — Missouri | 1987 |
| | Walls, Wesley (TE) — Mississippi | 1994-95 |
| | Weatherspoon, Cephus (WR) — Ft. Lewis Col. | 1972 |

| | | |
|----|--------------------------------------|---------|
| 86 | Alphin, Gerald (WR) — Kansas St. | 1990-91 |
| | Baker, Melvin (WR) — Michigan | 1975 |
| | Benson, Cliff (TE) — Purdue | 1987-88 |
| | Botkin, Kirk (TE) — Arkansas | 1994-95 |
| | Caster, Rich (TE) — Jackson St. | 1981 |
| | Colchico, Dan (DE) — San Jose St. | 1969 |
| | Davis, Dave (WR) — Tennessee St. | 1974 |
| | Dawkins, Sean (WR) — California | 1998 |
| | Donovan, Tom (WR) — Penn State | 1990 |
| | Dowdell, Marcus (WR) — Tennessee St. | 1992-93 |
| | Dunbar, Jubilee (WR) — Southern | 1973 |
| | Groth, Jeff (WR) — Bowling Green | 1981-85 |
| | Hall, Tom (WR) — Minnesota | 1967 |

| | | |
|--|--|---------------|
| | Harris, Rod (WR) — Texas A&M | 1989 |
| | Harrison, Victor (WR) — North Carolina | 1987 |
| | Johnson, Tony (TE) — Alabama | 1996 |
| | Jones, Mike (WR) — Tennessee St. | 1986-87, 1989 |
| | Lipps, Louis (WR) — Southern Mississippi | 1992 |
| | Martini, Rich (WR) — Cal-Davis | 1981 |
| | Newman, Patrick (WR) — Utah St. | 1991-93 |
| | Thaxton, James (TE) — Tennessee St. | 1976-77 |
| | Twynner, Gunnard (WR) — Western Illinois | 1997 |
| | Whitaker, Creston (WR) — North Texas St. | 1972 |
| | Williams, Richard (WR) — Abilene Christian | 1974 |

| | | |
|----|-------------------------------------|---------------|
| 87 | DeRamus, Lee (WR) — Wisconsin | 1995-96 |
| | Farquhar, John (TE) — Duke | 1997-98 |
| | Hardy, Larry (TE) — Jackson St. | 1978-85 |
| | Herrmann, Don (WR) — Waynesburg St. | 1975-77 |
| | Hill, Lonzell (WR) — Washington | 1987-90 |
| | Kelly, Mike (TE) — Davidson | 1973 |
| | Neal, Richard (DE) — Southern | 1969-72, 1978 |
| | Scott, Malcolm (TE) — LSU | 1987 |
| | Stickles, Monty (TE) — Notre Dame | 1968 |
| | Wainright, Frank (TE) — N. Colorado | 1991-93 |

| | | |
|----|--|-------------|
| 88 | Bass, Don (TE) — Houston | 1982 |
| | Dorris, Andy (DE) — New Mexico St. | 1973-76 |
| | Goodlow, Eugene (WR) — Kansas State | 1983-86 |
| | Hart, Ben (S) — Oklahoma | 1967 |
| | Hastings, Andre (WR) — Georgia | 1997-98 |
| | Hyatt, Fred (WR) — Auburn | 1973 |
| | Lusk, Hendrick (TE) — Utah | 1996 |
| | Mitchell, Derrell (WR) — Texas Tech | 1994 |
| | Parker, Joel (WR) — Florida | 1974-75, 77 |
| | Pattison, Mark (WR) — Washington | 1987-88 |
| | Szymkowski, Dave (WR) — West Texas St. | 1968 |
| | Turner, Floyd (WR) — Northwestern La. | 1989-93 |
| | Waters, Mike (TE) — San Diego State | 1987 |
| | Williams, Brooks (TE) — North Carolina | 1978-81 |

| | | |
|----|--|---------------|
| 89 | Askson, Bert (TE) — Texas Southern | 1973 |
| | Bech, Brett (WR) — LSU | 1997-98 |
| | Chandler, Wes (WR) — Florida | 1978-81 |
| | Chapman, Gil (WR) — Michigan | 1975 |
| | Clark, Robert (WR) — N.C. Central | 1987-88 |
| | Early, Quinn (WR) — Iowa | 1991-95 |
| | Hayes, Mercury (WR) — Michigan | 1996-97 |
| | Jones, Mike (WR) — Tennessee St. | 1986-87, 1989 |
| | Kramer, Kent (TE) — Minnesota | 1967 |
| | Long, Dave (DE) — Iowa | 1969-72 |
| | Shepard, Derrick (WR) — Oklahoma | 1989 |
| | Thomas, Joe (WR) — Mississippi Valley | 1987 |
| | Thompson, Aundra (WR) — East Texas St. | 1981-82 |
| | Willis, Len (WR) — Ohio St. | 1977 |
| | Young, Tyrone (WR) — Florida | 1983-84 |

| | | |
|----|--|---------|
| 90 | Johnson, Walter (LB) — Louisiana Tech | 1989 |
| | Tomich, Jared (DE) — Nebraska | 1997-98 |
| | Stanley, Israel (DE) — Arizona St. | 1995 |
| | Williams, James (LB) — Mississippi St. | 1990-94 |

| | | |
|----|------------------------------------|---------|
| 91 | Bennett, Monte (DT) — Kansas State | 1981 |
| | Goff, Robert "Pig" (NT) — Auburn | 1990-95 |
| | Marchiol, Ken (LB) — Mesa (Colo.) | 1987 |
| | Smith, Brady (DE) — Colorado St. | 1996-98 |

| | | |
|----|---|-------------|
| 92 | Haynes, James (LB) — Mississippi Valley | 1984-89 |
| | Jones, Ernest (DE) — Oregon | 1998 |
| | McIntosh, Toddrick (DE) — Florida St. | 1995 |
| | Mickell, Darren (DE) — Florida | 1996-97 |
| | Winston, DeMond (LB) — Vanderbilt | 1990, 92-94 |

| | | |
|----|----------------------------------|---------|
| 93 | Lewis, Gary (NT) — Oklahoma St. | 1983 |
| | Martin, Wayne (DE/DT) — Arkansas | 1989-98 |

| | |
|---------------------------------------|----------|
| Young, Kevin (DE) — Utah State | 1987 |
| 94 | |
| Johnson, Joe (DE) — Louisville | 1994-98 |
| Wilks, Jim (DE/NT) — San Diego St. | 1981-93 |
| 95 | |
| Brannon, Robert (DE) — Arkansas | 1987 |
| Davis, Travis (NT) — Michigan St. | 1990 |
| Dixon, Ronnie (NT) — Cincinnati | 1993 |
| Dumbauld, Jonathan (DE) — Kentucky | 1986, 88 |
| Jones, Ernest (DE) — Oregon | 1995 |
| Robbins, Austin (DT) — North Carolina | 1996-98 |
| 96 | |
| Andrus, Sheldon (NT) — Nicholls State | 1986-87 |
| Faulkner, Jeff (DE) — Southern | 1993 |
| Gunn, Mark (DE) — Pittsburgh | 1994 |
| Jeffries, Dameian (DE) — Alabama | 1995 |
| Parker, Steve (DE) — Idaho | 1980 |

| | |
|---|---------|
| Simmons, Michael (DE) — Mississippi St. | 1989-90 |
| Thorp, Don (NT) — Illinois | 1984 |
| 97 | |
| Geathers, James (DE) — Wichita St. | 1984-89 |
| Glover, La'Roi (DT) — San Diego St. | 1997-98 |
| Turnbull, Renaldo (DE/LB) — W. Virginia | 1990-96 |
| 98 | |
| Hanna, Jim (NT) — Louisville | 1994 |
| Hodge, Milford (DE) — Washington St. | 1986 |
| Lewis, Reggie (DE) — San Diego St. | 1982-84 |
| Warner, Ron (LB) — Kansas | 1998 |
| 99 | |
| Broughton, Willie (DT) — Miami (Fla.) | 1995-96 |
| Elliott, Tony (NT) — North Texas St. | 1982-88 |
| Sagapolutele, Pio (DT) — San Diego St. | 1997 |
| Smeenge, Joel (DE/LB) — W. Michigan | 1990-94 |

SAINTS IN PRO BOWL

| | |
|--------|---|
| 1967 — | Dave Whitsett, cornerback. |
| 1968 — | Dave Rowe, defensive tackle. |
| 1969 — | Tom Dempsey, kicker; Jake Kupp, guard; Tony Baker and Andy Livingston, running backs; Tom Fears, coach. |
| 1978 — | Archie Manning (1), quarterback. |
| 1979 — | Wes Chandler, wide receiver; Henry Childs, tight end; Archie Manning (2), quarterback; Chuck Muncie, running back; Tommy Myers, safety. |
| 1981 — | George Rogers (1), running back. |
| 1982 — | George Rogers (2), running back. |
| 1983 — | Rickey Jackson (1), linebacker. |
| 1984 — | Bruce Clark, defensive end; Brian Hansen, punter; Rickey Jackson (2), linebacker. |
| 1985 — | Morten Andersen (1), kicker; Rickey Jackson (3), linebacker. |
| 1986 — | Morten Andersen (2), kicker; Rickey Jackson (4), linebacker; *Rueben Mayes (1), running back. |
| 1987 — | Morten Andersen (3), kicker; Hoby Brenner, tight end; Brad Edelman, guard; *Rueben Mayes, (2) running back; Sam Mills (1), linebacker; Dave Waymer, cornerback. |
| 1988 — | Morten Andersen (4), kicker; Eric Martin, wide receiver; Sam Mills (2), linebacker. |
| 1989 — | Dalton Hilliard, running back; Vaughan Johnson, linebacker; Pat Swilling, linebacker. |
| 1990 — | Morten Andersen (5), kicker; Vaughan Johnson (2), linebacker; Pat Swilling (2), linebacker. |
| 1991 — | Vaughan Johnson (3), linebacker; Sam Mills (3), linebacker; Pat Swilling (3), linebacker; Bennie Thompson, special teams. |
| 1992 — | Morten Andersen (6), kicker; Joel Hilgenberg, center; Rickey Jackson (5), linebacker; Vaughan Johnson (4), linebacker; Sam Mills (4), linebacker; Pat Swilling (4), linebacker. |
| 1993 — | Tyrone Hughes, return specialist; Rickey Jackson (6), linebacker, Renaldo Turnbull, linebacker. |
| 1994 — | Wayne Martin, defensive end; William Roaf (1), tackle. |
| 1995 — | Eric Allen, cornerback; William Roaf (2), tackle. |
| 1996 — | William Roaf (3), tackle. |
| 1997 — | William Roaf (4), tackle. |
| 1998 — | *William Roaf (5), tackle; Joe Johnson, defensive end. |

*Injured, did not play

FIRST IMPRESSIONS

Running back Derek Brown was the last Saint to register a touchdown in his first NFL game. On September 5, 1993 against the Houston Oilers at the Superdome, Brown scored on a two-yard run in the fourth quarter as the Saints went on for a 33-21 opening-day victory. The first Saint to accomplish this feat was wide receiver John Gilliam, a second-round draft choice in 1967. Gilliam took the opening kickoff in the club's first-ever regular season game, September 17, 1967 versus the Rams at Tulane Stadium, and raced 94 yards for a touchdown.

SAINTS DRAFT CHOICES

The first combined AFL-NFL draft was held in 1967. A player's order of selection among the players drafted is designated by a number after his position. In 1967, the expansion New Orleans Saints received first and last choices in each round and one additional choice at the end of the second, third and fourth rounds.

On February 10, 1967, the Saints selected 42 players in an expansion draft, using the same procedures as in the formation of the Atlanta Falcons in 1966. The Falcons were exempted from the expansion draft in 1967, thus leaving 14 teams from whom the Saints selected players. The procedures that were in place for the Saints were: each of the other 14 NFL teams froze 29 players from its 40-man roster, leaving 11 players available to be selected by the Saints. The Saints chose one player from those 11 remaining on each team. Then, each team froze two additional players, leaving eight on each list, from which the Saints chose two more each.

1967 EXPANSION DRAFT

Held February 10, 1967

| | |
|------------------------|--|
| Tom Barrington, fb |Ohio State (from Washington) |
| Jim Battle, t |Southern (from Cleveland) |
| Charlie Bradshaw, t |Baylor (from Pittsburgh) |
| Jackie Burkett, lb |Auburn (from Baltimore) |
| Dave Cahill, dt |Arizona State (from Philadelphia) |
| Bill Cody, lb |Auburn (from Detroit) |
| Don Croftcheck, g |Indiana (from Washington) |
| Bill Curry, c |Georgia Tech (from Green Bay) |
| Ted Davis, lb |Georgia Tech (from Baltimore) |
| Jim Garcia, de |Cal State-Chico (from NY Giants) |
| Tom Hall, wr |Minnesota (from Minnesota) |
| Steve Heckard, wr |Davidson (from LA Rams) |
| Jimmy Heidel, db |Mississippi (from St. Louis Cardinals) |
| Paul Hornug, rb |Notre Dame (from Green Bay) |
| Billy Kilmer, qb |UCLA (from San Francisco) |
| Elbert Kimbrough, db |Northwestern (from San Francisco) |
| Kent Kramer, te |Minnesota (from San Francisco) |
| Jake Kupp, g |Washington (from Washington) |
| Earl Leggett, dt |LSU (from LA Rams) |
| Obert Logan, db |Trinity (TX) (from Dallas) |
| Riley Mattson, t |Oregon (from Chicago) |
| John Morrow, c |Michigan (from Cleveland) |
| Ray Ogden, te |Alabama (from St. Louis Cardinals) |
| Ray Rissmiller, t |Georgia (from Philadelphia) |
| Walt Roberts, wr |San Jose State (from Cleveland) |
| George Rose, db |Auburn (from Minnesota) |
| Bill Sandeman, t |Pacific (from Dallas) |
| Bob Scholtz, t |Notre Dame (from NY Giants) |
| Brian Schweda, de |Kansas (from Chicago) |
| Dave Simmons, lb |Georgia Tech (from St. Louis Cardinals) |
| Jerry Simmons, wr |Bethune-Cookman (from Pittsburgh) |
| Bob Smith, rb |North Texas State (from Pittsburgh) |
| Bobby Lee Smith, db |UCLA (from Detroit) |
| Larry Stephens, dt |Texas (from Dallas) |
| Steve Stonebreaker, lb |Detroit (from Baltimore) |
| Mike Tilleman, dt |Montana (from Minnesota) |
| Phil Vandersea, lb |Massachusetts (from Green Bay) |
| Willie Walker, wr |Tennessee State (from Detroit) |
| Joe Wendryhoski, g |Illinois (from LA Rams) |
| Dave Whitsett, db |Indiana (from Chicago) |
| Fred Whittingham, lb |Cal Poly-SLO (from Philadelphia) |
| Gary Wood, qb |Cornell (from NY Giants) |

1967

Held March 14, 1967

| | |
|---------------------------------|---------------------------|
| 1a. traded to Baltimore | |
| 1b. Leslie Kelley, fb (26) |Alabama |
| 2a. James (Bo) Burris, s (27) |Houston |
| 2b. John Gilliam, rb (52) |South Carolina State |
| 2c. David Rowe, de (53) |Penn State |
| 3a. traded to Baltimore | |
| 3b. Del Williams, g (79) |Florida State |
| 3c. Ben Hart, wr (80) |Oklahoma |
| 4a. Ron Widby, p (81) |Tennessee |
| 4b. Bill Carr, c (106) |Florida |
| 4c. Tom Stangle, t (107) |Dayton |
| 5a. Don McCall, rb (108) |USC |
| 5b. John Douglas, cb (133) |Texas Southern |
| 6a. George Harvey, g (134) |Kansas |
| 6b. Charles (Bo) Wood, lb (159) |North Carolina |
| 7a. Gary Hertzog, g (160) |Williamette |

| | |
|------------------------------------|---|
| 7b. Bob McKelvey, lb (185) |Northwestern |
| 8a. Sam Harris, te (186) |Colorado |
| 8b. Barry Siler, lb (211) |Albion |
| 9a. Tim Lavens, te (212) |Idaho |
| 9b. Eugene Ross, cb (237) |Oklahoma |
| 10a. Charles Brown, rb (238) |Missouri |
| 10b. Roosevelt Robertson, te (263) |North Carolina College |
| 11a. Jim Benson, g (264) |Florida |
| 11b. Bernard Corbin, cb (288) |Alabama A&M |
| 12a. Ronnie Pack, g (289) |Texas Tech |
| 12b. John Robinson, wr (315) |Tennessee A&I |
| 13a. Bill Stetz, lb (316) |Boston College |
| 13b. Gary Grossnickle, s (341) |Missouri |
| 14a. Jim Hester, te (342) |North Carolina |
| 14b. George Stetter, cb (367) |Virginia |
| 15a. John Snow, dt (368) |Wake Forest |
| 15b. Darrell Johnson, rb (393) |Lamar |
| 16a. Marcus Rhoden, wr (394) |Mississippi State |
| 16b. Bruce Cortez, cb (419) |Parsons College |
| 17a. Dan Abramowicz, wr (420) |Xavier (Ohio) |
| 17b. Billy Bob Stewart, lb (438) |SMU (choice acquired from Baltimore) |
| 17c. Jim Walker, s (445) |Providence |

1968

Held January 30-31, 1968

| | |
|---|--|
| 1a. traded to Green Bay | |
| 1b. Kevin Hardy, de (7) |Notre Dame (choice acquired from Minnesota) |
| 2. choice to Los Angeles for joining scouting combine | |
| 3. Dave Szmakowski, wr (59) |West Texas State |
| 4a. Willie Crittendon, dt (85) |Tulsa |
| 4b. Dan Sartin, g (103) |Mississippi |
| 5. Ronnie Lee South, qb (115) |Arkansas |
| 6. traded to San Francisco | |
| 7a. Ray Phillips, g (169) |Michigan (choice acquired from Detroit) |
| 7b. Eugene Howard, cb (175) |Langston |
| 8. Dick Swatland, g (195) |Notre Dame |
| 9. Joe Blake, g (223) |Tulsa |
| 10. Doug Robinson, s (254) |Iowa State |
| 11. Bennie Blocker, rb (276) |South Carolina State |
| 12. John Beck, cb (303) |San Diego State |
| 13. Kayo Trepanier, t (331) |Montana State |
| 14. Herbert Covington, rb (359) |Memphis State |
| 15. Wilmer Cooks, rb (359) |Colorado |
| 16. Elie Ghattas, g (411) |Ball State |
| 17. Jim Ferguson, lb (439) |USC |

1969

Held January 28-29, 1969

| | |
|--------------------------------|--|
| 1a. traded to San Francisco | |
| 1b. John Shinnors, g (17) |Xavier (Ohio) (choice acquired from Minnesota) |
| 2a. traded to Baltimore | |
| 2b. Richard Neal, de (45) |Southern (choice acquired from St. Louis) |
| 3. traded to Detroit | |
| 4a. Dennis Hale, s (85) |Minnesota |
| 4b. Bob Hudspeth, t (102) |Southern Illinois (choice acquired from Dallas) |
| 5a. Tony Kyasky, s (111) |Syracuse |
| 5b. Keith Christensen, t (117) |Kansas (choice acquired from New York Giants) |
| 6. Bob Miller, te (138) |USC |

7. traded to Baltimore USC
 8. Jim Lawrence, wr (189) Alcorn State
 9. Joe Owens, lb (215) Hawaii
 10. McKinley Reynolds, rb (241) LSU
 11. Tommy Morel, wr (267) Santa Barbara State
 12. Tom Broadhead, rb (293) Linfield (Oregon)
 13. Joe Robillard, cb (491) California Lutheran
 14. Gary Loyd, p (345) Xavier (Ohio)
 15. Bill Waller, wr (371) Texas A&M
 16. Edd Hargett, qb (397) Northwestern
 17. Chico Kurzawski, s (423) Northwestern

1970*Held January 27-28, 1970*

1. Ken Burrough, wr (10) Texas Southern
 2. traded to Cleveland
 3. Clovis Swinney, de (62) Arkansas State
 4. Delles Howell, cb (88) Grambling
 5a. Glenn Cannon, s (106) Mississippi
 (choice acquired from Chicago)
 5b. traded to Washington
 5c. Steve Ramsey, qb (126) North Texas State
 (choice acquired from Los Angeles)
 6. Mel Easley, cb (140) Oregon State
 7. Lon Woodard, de (166) San Diego State
 8. Lawrence Estes, de (192) Alcorn State
 9. Jim Otis, rb (218) Ohio State
 10. Jim Brumfield, rb (244) Indiana State
 11. Gary Klahr, lb (270) Arizona
 12. Willie Davenport, cb (296) Southern
 13. Ralph Miller, te (322) Alabama State
 (selection was declared ineligible by NFL)
 14. Doug Sutherland, de (348) Wisconsin-Superior
 15. Jim Vest, de (374) Washington State
 16. Cliff Gasper, dt (400) Grambling
 17. Doug Wyatt, s (426) Tulsa

1971*Held January 28-29, 1971*

1. Archie Manning, qb (2) Mississippi
 2a. traded to Chicago
 2b. Sam Holden, t (31) Grambling
 (choice acquired from Houston)
 3. Bivian Lee, cb (54) Prairie View
 4a. traded to Dallas Houston
 4b. Carlos Bell, te (82) Mississippi
 4c. Wimpy Winther, c (88) Mississippi
 (choice acquired from Washington)
 4d. D'artagnan Martin, cb (91) Kentucky State
 4e. Don Morrison, t (98) Texas-Arlington
 5. traded to Pittsburgh
 6. Don Morehead, rb (132) Michigan
 7a. Larry DiNardo, g (158) Notre Dame
 7b. Bob Newland, wr (172) Oregon
 (choice acquired from Kansas City)
 8a. traded to Pittsburgh Southern
 8b. James Elder, cb (194) Southern
 (choice acquired from Washington)
 8c. Bob Gresham, rb (201) West Virginia
 (choice acquired from Oakland)
 9. Tom Williams, s (210) Williamette
 10. Rocky Pamplin, rb (239) Hawaii
 (choice acquired from Philadelphia)
 11. Bob Pollard, de (262) Weber State
 12. Ron Gathright, cb (288) Morehead State
 13. Don Burchfield, te (314) Ball State
 14. Bobby Scott, qb (340) Tennessee
 15. Bart Graves, de (366) Tulane
 16. Craig Robinson, t (392) Houston
 17. Hermann Eban, wr (428) Oklahoma State
 (choice acquired from Washington)

1972*Held February 1-2, 1972*

1. Royce Smith, g (8) Georgia
 2a. Willie Hall, lb (31) USC

- (choice acquired from Houston)
 2b. traded to Oakland Pittsburgh
 3a. Bob Kuziel, c (60) Syracuse
 3b. Tom Myers, s (74) Tennessee-Martin
 (choice acquired from Baltimore through Oakland)
 4a. Mike Crangle, de (85) Kentucky
 4b. Joe Federspiel, lb (99) Knoxville College
 (choice acquired from Washington through Los Angeles Rams and Philadelphia)
 4c. Mike Coleman, de (101) Knoxville College
 (choice acquired from Kansas City)
 5a. Bill Butler, rb (111) Kansas State
 (choice acquired from Green Bay)
 5b. Carl Johnson, t (112) Nebraska
 5c. Bob Davies, s (126) South Carolina
 (choice acquired from Baltimore)
 6a. Wayne Dorton, g (137) Arkansas State
 6b. Curt Watson, rb (150) Tennessee
 (choice acquired from Oakland)
 7. Ernie Jackson, cb (164) Duke
 8. Ron Vinson, wr (189) Abilene Christian
 9. Kent Bransletter, dt (216) Houston
 10. Andy Kupp, g (241) Idaho
 11. Paul Dongieux, lb (267) Mississippi
 12. Steve Lockhart, te (293) Arkansas State
 13. Cephus Weatherspoon, wr (320) Ft. Lewis
 14. Steve Barrios, rb (345) Tulane
 15. Rusty Lachaussee, qb (372) Tulane
 16. Joe Balthrop, g (397) Tennessee
 17. Dick Gramham, wr (424) Oklahoma State

1973*Held January 30-31, 1973*

1. traded to Baltimore Oklahoma
 2a. Derland Moore, de (29) Purdue
 2b. Steve Baumgartner, de (51) Purdue
 (choice acquired from Washington through New York Jets)
 3a. traded to Washington Brigham Young
 3b. Pete Van Valkenburg, rb (66) Brigham Young
 (choice acquired from New York Jets)
 4a. traded to Detroit Stanford
 4b. Jim Merlo, lb (86) Stanford
 (choice acquired from Baltimore)
 5. traded to Denver
 6a. traded to Washington Arizona
 6b. Marty Shulford, rb (134) Arizona
 (choice from New England)
 7. Billy Cahill, s (158) Washington
 8a. Bob Peterson, g (185) Utah
 8b. Doug Winslow, wr (207) Drake
 (choice acquired from Washington)
 9. Mike Fink, cb (210) Missouri
 10. Jeff Horsley, rb (237) North Carolina Central
 11. James Owens, rb (262) Auburn
 12. Paul Orndorff, te (289) Tampa
 13. Richard Watkins, dt (314) Weber State
 14. Paul Fersen, t (341) Georgia
 15. Mike Evenson, c (366) North Dakota State
 16. Howard Stevens, rb (392) Louisville
 17. Bobby Garner, te (418) Winston-Salem

1974*Held January 29-30, 1974*

1. Rick Middleton, lb (13) Ohio State
 (swapped #1 choices from Detroit)
 2. Paul Seal, te (36) Michigan
 3. traded to Cincinnati
 4a. traded to Minnesota USC
 4b. Rod McNeil, rb (88) USC
 (choice acquired from San Francisco)
 5a. Joel Parker, wr (113) Florida
 (choice acquired from San Francisco)
 5b. traded to Cincinnati Ball State
 5c. Terry Schmidt, cb (121) Ball State
 (choice acquired from Atlanta)

6. traded to Detroit
 7. traded to Miami
 8a. traded to New York Jets
 8b. Alvin Maxson, rb (201) SMU
 (choice acquired from Oakland)
 9. Phil LaPorta, t (217) Penn State
 10a. Frosty Anderson, wr (235) Nebraska
 (choice acquired from Houston)
 10b. Tommy Thibodeaux, g (242) Tulane
 11. Kent Merritt, wr (270) Virginia
 12. James Buckmon, de (295) Pittsburgh
 13. Mike Truax, lb (320) Tulane
 14. Kent Marshall, s (348) TCU
 15. Larry Cipa, qb (373) Michigan
 16. Don Coleman, lb (398) Michigan
 17. Marvin Williams, wr (426) Western Illinois

1975*Held January 28-29, 1975*

- 1a. Larry Burton, wr (7) Purdue
 1b. Kurt Schumacher, g (12) Ohio State
 (choice acquired from Jets for Billy Newsome)
 2. Lee Gross, c (32) Auburn
 3a. Andrew Jones, rb (60) Washington State
 3b. Elois Grooms, de (63) Tennessee Tech
 (choice acquired from Detroit through Minnesota)
 4a. traded to San Francisco
 4b. John Starkebaum, s (92) Nebraska
 (choice acquired from Philadelphia)
 4c. Charles Hall, de (99) Tulane
 (choice acquired from St. Louis)
 5. traded to Chicago
 6a. traded to Detroit Kansas
 6b. Mike Lemon, lb (149) Kansas
 (choice acquired from Buffalo)
 7. Steve Rogers, rb (163) LSU
 8. traded to St. Louis
 9. Mike Strachan, rb (216) Iowa State
 10. Chuck Heater, rb (241) Michigan
 11. Danny Lee, p (266) N.E. Louisiana
 12. Ron Gustafson, wr (294) North Dakota State
 13. Jim Upchurch, rb (319) Arizona
 14. Randy Rhino, cb (343) Georgia Tech
 15. Grant Burget, rb (372) Oklahoma
 16. Mike McDonald, lb (397) Catawba
 17. Greg Westbrook, lb (422) Colorado

1976*Held April 8-9, 1976*

1. Chuck Muncie, rb (3) California
 2. Tony Galbreath, rb (32) Missouri
 3a. traded to San Francisco
 3b. Bob Simmons, t (77) Texas
 (choice acquired from Washington through San Diego)
 4. Tinker Owens, wr (95) Oklahoma
 5. Scott Parrish, t (127) Utah State
 6. Terry Steve, g (160) Wisconsin
 7a. traded to Miami
 7b. Ed Bauer, g (201) Notre Dame
 (choice acquired from Baltimore through Chicago and Oakland)
 8. Craig Cassidy, s (213) Ohio State
 9. Warren Pfeiffer, dt (240) Iowa
 10. Junior Hardin, lb (269) Eastern Kentucky
 11. Greg Kokal, qb (294) Kent State
 12. Milton Butts, t (323) North Carolina State
 13. Kenny Downing, s (350) Missouri
 14. Rich Huckle, de (379) Western Montana
 15. Steve Seminoff, dt (406) Wichita State
 16. Gene Jones, t (435) Bowling Green
 17. Scott MacDonald, te (462) West Virginia

1977*Held May 3-4, 1977*

1. Joe Campbell, de (7) Maryland
 2. Mike Fultz, dt (34) Nebraska

3. Robert Watts, lb (64) Boston College
 4. traded to Los Angeles for LB Ken Bordelon
 5a. Dave Lafary, t (118) Purdue
 5b. Dave Hubbard, t (136) Brigham Young
 (choice acquired from Baltimore)
 6a. Cliff Parsley, p (147) Oklahoma State
 6b. Tom Schick, g (162) Maryland
 (choice acquired from Los Angeles)
 7. Greg Boykin, rb (174) Northwestern
 8. Jimmy Stewart, s (201) Tulsa
 9. Dave Knowles, t (231) Indiana
 10. Rafael Septien, c (258) S.W. Louisiana
 11. John Blain, t (285) San Jose State
 12. Oakley Dalton, dt (315) Jackson State

1978*Held May 2-3, 1978*

1. Wes Chandler, wr (3) Florida
 2. James Taylor, t (33) Missouri
 3. Barry Bennett, dt (60) Concordia (Minn.)
 4. Don Schwartz, s (87) Washington State
 5. Eric Felton, cb (115) Texas Tech
 6a. Mike Rieker, qb (141) Lehigh
 6b. Francis Chesley, lb (157) Wyoming
 (choice acquired from Washington through Houston)
 7. traded to New York Jets for de Richard Neal
 8. Brooks Williams, te (199) North Carolina
 9. Richard Carter, cb (226) North Carolina State
 10. traded to New York Giants for lb Pat Hughes
 11a. Nathan Besant, dt (283) Southern
 11b. David Riley, rb (285) West Virginia
 (choice acquired from Seattle)
 12. Larry Hardy, te (309) Jackson State

1979*Held May 3-4, 1979*

1. Russell Exleben, k-p (11) Texas
 2. Reggie Mathis, lb (38) Oklahoma
 3. traded to Miami as compensation for signing DE Don Reese
 4. Jim Kovach, lb (93) Kentucky
 5. Harlan Huckleby, rb (120) Michigan
 6. Ricky Ray, cb (146) Norfolk State
 7. Stan Sysma, lb (176) Minnesota
 8. Doug Panfil, g (202) Tulsa
 9. traded to Kansas City for dt Keith Simons
 10. traded to Oakland for LB Floyd Rice
 11. David Hall, wr (285) Missouri-Rolla
 12. Kelsey Finch, rb (311) Tennessee

1980*Held April 28-30, 1980*

1. Stan Brock, t (12) Colorado
 2. David Waymer, cb (41) Notre Dame
 3. traded to Minnesota for T Steve Riley
 4. Mike Jolly, cb (96) Michigan
 5. traded to Minnesota for T Steve Riley
 6. Lester Boyd, lb (150) Kentucky
 7. Mike Morucci, rb (177) Bloomsburg State
 8. Chuck Evans, lb (206) Stanford
 9. Frank Mordica, rb (233) Vanderbilt
 10. Tanya Webb, de (262) Michigan State
 11. George Woodard, rb (289) Texas A&M
 12. Kiser Lewis, lb (318) Florida A&M

1981*Held April 28-29, 1981*

1. George Rogers, rb (1) South Carolina
 1. Dave Wilson, qb Illinois
 (Supplemental '81 draft choice)
 2a. Russell Gary, s (29) Nebraska
 2b. Rickey Jackson, lb (51) Pittsburgh
 (choice acquired from San Diego)
 3a. Frank Warren, de (57) Auburn
 3b. Hoby Brenner, te (71) USC
 (choice acquired from Minnesota)

4. traded to Miami for qb Guy Benjamin
- 5a. Louis Oubre, g (112) Oklahoma
- 5b. Jerry Boyarsky, nt (128) Pittsburgh
(choice acquired from Minnesota)
- 6a. Nat Hudson, g (139) Georgia
- 6b. Johnnie Poe, cb (144) Missouri
(choice acquired from Tampa Bay)
- 6c. Glen Redd, lb (166) Brigham Young
(choice acquired from Oakland)
7. Kevin Williams, g (167) USC
- 8a. traded to New England for g Sam Adams
- 8b. Gene Gladys, lb (214) Penn State
(choice acquired from Buffalo)
- 8c. Kevin Evans, s (215) Arkansas
(choice acquired from San Diego)
9. Toussaint Tyler, rb (222) Washington
10. Hokie Gajan, rb (249) LSU
11. Lester Mickens, wr (277) Kansas
12. Jim Wilks, dt (305) San Diego State

1982*Held April 27-28, 1982*

- 1a. choice exercised in 1981 supplemental draft for QB Dave Wilson
- 1b. Lindsay Scott, wr (13) Georgia
(choice acquired from Green Bay through San Diego)
2. Brad Edelman, c (30) Missouri
- 3a. Rodney Lewis, cb (58) Nebraska
- 3b. Eugene Goodlow, wr (66) Kansas State
(choice acquired from Minnesota)
- 3c. Kenny Duckett, wr (68) Wake Forest
(choice acquired from Washington)
- 3d. John Krimm, s (76) Notre Dame
(choice acquired from San Diego)
4. Morten Andersen, k (86) Michigan State
5. Tony Elliott, nt (114) North Texas State
6. Marvin Lewis, rb (142) Tulane
7. to Miami for qb Guy Benjamin
- 8a. Chuck Slaughter, t (198) South Carolina
- 8b. traded to Washington
9. traded to Washington
10. traded to Washington
11. traded to Washington
12. traded to Washington

1983*Held April 26-27, 1983*

1. traded to Green Bay for de Bruce Clark
2. Steve Korte, g (38) Arkansas
- 3a. John Tice, te (85) Maryland
- 3b. Cliff Austin, rb (66) Clemson
(choice acquired from Buffalo through St. Louis)
4. Gary Lewis, dt (98) Oklahoma State
5. traded to Denver
6. to Cincinnati for te Don Bass
7. to Kansas City for lb Whitney Paul
8. David Greenwood, s (206) Wisconsin
9. traded to New England
10. traded to New England
11. traded to New England
12. traded to New England

1984*Held May 1-2, 1984*

1. traded to New York Jets for qb Richard Todd
2. James Geathers, dt (42) Wichita State
- 3a. Terry Hoage, s (68) Georgia
(choice acquired from Buffalo)
- 3b. Tyrone Anthony, rb (69) North Carolina
- 4a. to Denver for g Kelvin Clark
- 4b. Joel Hilgenberg, c (97) Iowa
(choice acquired from New England)
5. Jitter Fields, cb (123) Texas
6. Don Thorp, nt (156) Illinois
7. traded to Raiders for past consideration
8. Clemon Terrell, rb (210) Southern Mississippi

9. Brian Hansen, p (237) Sioux Falls College
10. Paul David Gray, lb (264) Western Kentucky
11. Michel Bourgeois, de (291) Boise State
12. Byron Nelson, t (324) Arizona

1984 USFL SUPPLEMENTAL DRAFT*Held June 5, 1984*

A supplemental draft was held for those players who had been eligible to be drafted by NFL teams, but who hadn't been drafted due to contracts with other professional leagues (USFL or CFL). The draft gave NFL teams the league rights to the players should they ever become free agents (through May 1, 1988).

1. Vaughan Johnson, lb (15) North Carolina State
(Jacksonville Bulls)
2. Mel Gray, rb (42) Purdue
(Los Angeles Express)
3. Steve Bearden, lb (69) Vanderbilt
(Memphis Showboats)

1985*Held April 30-May 1, 1985*

- 1a. traded to Houston for rb Earl Campbell
- 1b. Alvin Toles, lb (24) Tennessee
(choice acquired from Washington)
2. Daren Gilbert, t (38) Cal State-Fullerton
3. Jack Del Rio, lb (68) USC
4. Billy Allen, s (95) Florida State
5. To Washington in George Rogers trade
6. to Atlanta for te Junior Miller
7. Eric Martin, wr (179) LSU
8. Joe Kohlbrand, lb (206) Miami
9. Earl Johnson, cb (236) South Carolina
10. To Washington in George Rogers trade
11. To Washington in George Rogers trade
12. Treg Songy, s (320) Tulane

1986*Held April 29-30, 1986*

- 1a. traded to Indianapolis
- 1b. Jim Dombrowski, t (6) Virginia
(choice acquired from Indianapolis)
(swapped first-round picks with Indianapolis)
2. Dalton Hilliard, rb (31) LSU
- 3a. Rueben Mayes, rb (31) Washington State
(choice acquired from Tampa Bay)
- 3b. Pat Swilling, lb (60) Georgia Tech
(choice acquired from Indianapolis)
- 3c. Barry Word, rb (62) Virginia
4. Kelvin Edwards, wr (88) Liberty Baptist
5. Reggie Sutton, cb (115) Miami
6. Robert Thompson, wr (142) Youngstown State
7. Gill Fenerty, rb (173) Holy Cross
8. Filipo Mokofisi, lb (200) Utah
9. Merlon Jones, lb (226) Florida A&M
10. Jonathan Dumbauld, de (253) Kentucky
11. Patrick Swoopes, nt (284) Mississippi State
12. Sebastian Brown, wr (311) Bethune-Cookman

1987*Held April 28-29, 1987*

1. Shawn Knight, de (11) Brigham Young
2. Lonzell Hill, wr (40) Washington
3. Michael Adams, cb (67) Arkansas State
4. Steve Trapilo, g (96) Boston College
5. Milton Mack, cb (123) Alcorn State
6. Thomas Henley, wr (152) Stanford
7. Gene Atkins, s (179) Florida A&M
8. Toi Cook, cb (207) Stanford
9. Scott Leach, lb (234) Ohio State
10. Robert Clark, wr (263) North Carolina Central
11. Arthur Wells, te (290) Grambling
12. Tyrone Sorrells, g (319) Georgia Tech

1988*Held April 24-25, 1988*

1. Craig Heyward, fb (24) Pittsburgh
2. Brett Perriman, wr (52) Miami
- 3a. traded to Denver
- 3b. Tony Stephens, nt (81) Clemson
(choice acquired from Denver)
4. Lydell Carr, fb (106) Oklahoma
- 5a. Greg Scales, te (112) Wake Forest
(from Kansas City for LB Jack Del Rio)
- 5b. Keith Taylor, cb (134) Illinois
6. Bob Sims, g (162) Florida
7. Brian Forde, lb (190) Washington St.
8. Glenn Derby, t (218) Wisconsin
9. Clarence Nunn, cb (246) San Diego St.
- 10a. Todd Santos, cb (274) San Diego St.
- 10b. Vincent Fizer, lb (276) Southern
(choice acquired from Denver)
11. Gary Couch, wr (302) Minnesota
12. Paul Jurgensen, lb (330) Georgia Tech

1989*Held April 23-24, 1989*

1. Wayne Martin, de (19) Arkansas
2. Robert Massey, cb (46) North Carolina Central
3. Kim Phillips, cb (79) North Texas St.
4. Michael Mayes, cb (106) LSU
5. Kevin Haverdink, t (133) Western Michigan
6. Floyd Turner, wr (159) Northwestern (La.) St.
7. David Griggs, lb (186) Virginia
8. Fred Hadley, wr (213) Mississippi St.
9. Jerry Leggett, lb (246) Cal State-Fullerton
10. Joe Henderson, rb (273) Iowa St.
11. Calvin Nicholson, cb (300) Oregon St.
12. Michael Cadore, wr (327) Eastern Kentucky

1990*Held April 22-23, 1990*

1. Renaldo Turnbull, de (14) West Virginia
2. Vince Buck, cb (44) Central State (Ohio)
3. Joel Smeenge, de (71) Western Michigan
4. DeMond Winston, lb (98) Vanderbilt
5. Charles Arbuckle, te (125) UCLA
- 6a. Mike Buck, qb (156) Maine
- 6b. James Williams, lb (158) Mississippi St.
(choice acquired from Minnesota through Dallas and Raiders)
7. Scott Hough, g (183) Maine
- 8a. Gerry Gdowski, qb (207) Nebraska
(choice acquired from Raiders)
- 8b. Derrick Carr, de (210) Bowling Green
- 9a. Broderick Graves, rb (233) Winston-Salem State
(choice acquired from Raiders)
- 9b. Lonnie Brockman, lb (236) West Virginia
- 10a. Gary Cooper, wr (260) Clemson
(choice acquired from Raiders)
- 10b. Ernest Spears, s (267) USC
- 11a. Webbie Burnett, nt (287) Western Kentucky
(choice acquired from Raiders)
- 11b. To Philadelphia for rb Bobby Morse
12. Chris Port, t (320) Duke

1991*Held April 21-22, 1991*

1. To Dallas for QB Steve Walsh
2. Wesley Carroll, wr (42) Miami (Fla.)
3. To Dallas for QB Steve Walsh
4. To Raiders for #6, 8, 9, 10, 11 in 1990
5. Reggie Jones, cb (126) Memphis St.
6. Fred McAfee, rb (154) Mississippi College
7. Hayward Haynes, g (182) Florida St.
8. Frank Wainright, te (210) Northern Colorado
9. Anthony Wallace, rb (237) California
10. To Tampa Bay for Robert Goff
11. Scott Ross, lb (293) USC
12. Mark Drabczak, g (321) Minnesota

1992*Held April 26-27, 1992*

1. Vaughn Dunbar, rb (21) Indiana
2. To Dallas for Steve Walsh
- 3a. Tyrone Legette, cb (72) Nebraska
(choice acquired from Raiders through Tampa Bay)
- 3b. traded to Tampa Bay
- 4a. Gene McGuire, c (95) Notre Dame
(choice acquired from Seattle for RB Rueben Mayes)
- 4b. Sean Lumpkin, s (106) Minnesota
- 5a. To Houston for RB Allen Pinkett
- 5b. Torrance Small, wr (138) Alcorn St.
(choice acquired from Detroit for WR Brett Perriman)
6. Kary Vincent, cb (164) Texas A&M
7. To Raiders for S Vencie Glenn
8. Robert Stewart, nt (218) Alabama
9. Donald Jones, lb (245) Washington
10. Marcus Dowdell, wr (276) Tennessee St.
11. Mike Gisler, g (303) Houston
12. Scott Adell, t (330) North Carolina St.

1993*Held April 25-26, 1993*

- 1a. William Roof, t (8) Louisiana Tech
(choice acquired from Detroit for LB Pat Swilling)
- 1b. Iv Smith, te (20) Notre Dame
(choice acquired from Phoenix through San Francisco in exchange of 1st-round picks)
2. Reggie Freeman, lb (53) Florida St.
3. To San Francisco as part of swap of first-round picks
- 4a. Lorenzo Neal, fb (89) Fresno St.
(choice acquired from Detroit for LB Pat Swilling)
- 4b. Derek Brown, rb (109) Nebraska
5. Tyrone Hughes, cb (137) Nebraska
6. Ronnie Dixon, nt (165) Cincinnati
7. Othello Henderson, s (193) UCLA
8. Jon Kirksey, nt (221) Cal St.-Sacramento

1994*Held April 24-25, 1994*

- 1a. traded to New York Jets (12)
(swapped first-round picks with N.Y. Jets)
- 1b. Joe Johnson, de (13) Louisville
(choice acquired from New York Jets)
2. Mario Bates, rb (44) Arizona St.
3. Winfred Tubbs, lb (79) Texas
4. Doug Nussmeier, qb (116) Idaho
- 5a. Herman Carroll, de (142) Mississippi St.
- 5b. Craig Novitsky, g (143) UCLA
(choice acquired from N.Y. Jets in above trade)
6. Derrell Mitchell, wr (176) Texas Tech
7. Lance Lundberg, t (213) Nebraska

1995*Held April 22-23, 1995*

1. Mark Fields, lb (13) Washington St.
2. Ray Zellars, fb (44) Notre Dame
3. Mike Versteegen, t (75) Wisconsin
4. Damaeian Jeffries, de (108) Alabama
5. William Strong, cb (148) North Carolina St.
6. Lee DeRamus, wr (184) Wisconsin
- 7a. To Rams for QB Jim Everett
- 7b. Travis Davis, s (242) Notre Dame
(Compensatory)

1996*Held April 20-21, 1996*

1. Alex Molden, cb (11) Oregon
2. Je'Rod Cherry, cb (40) California
3. Brady Smith, de (70) Colorado St.
4. Ricky Whittle, rb (103) Oregon
- 5a. Mercury Hayes, wr (136) Michigan
(from Baltimore for cb Reginald Jones)
- 5b. Tom Ackerman, g (145) Eastern Washington
- 5c. Terry Guess, wr (165) Gardner-Webb
(Compensatory)

- 6a. Keno Hills, t (179)Southwestern Louisiana
 6b. Toderick Malone, wr (204)Alabama
 (Compensatory)
 7a. To Oakland for DT Willie Broughton
 7b. Henry Lusk, te (246)Utah
 (Compensatory)

1997*Held April 19-20, 1997*

- 1a. Traded to Oakland for #10, #39, #107, WR Daryl Hobbs (2)
 1b. Chris Naeole, g (10).....Colorado
 (choice acquired from Oakland for #2, #166)
 2a. Rob Kelly, s (33).....Ohio St.
 2b. Jared Tomich, de (39)Nebraska
 (choice acquired from Oakland for #2, #166)
 3. Troy Davis, rb (62)Iowa St.
 4a. Danny Wuerffel, qb (99)Florida
 4b. To Houston for #116, #165 (from Oakland for #2, #166)
 4c. Keith Poole, wr (116)Arizona St.
 (choice acquired from Kansas City through Houston)
 5. To Washington for QB Heath Shuler (132)
 6a. Nicky Savoie, te (165)LSU
 (From Atlanta through Houston)
 6b. Traded to Oakland for #10, #39, #107, WR Daryl Hobbs (166)
 7. Traded to Oakland for DT Austin Robbins (203)

1998*Held April 18-19, 1998*

1. Kyle Turley, t (7)San Diego St.
 2. Cameron Cleeland, te (40)Washington
 3. To Washington for QB Heath Shuler (69)
 4a. Fred Weary, cb (97)Florida
 (choice acquired from Oakland for CB Eric Allen)
 4b. Julian Pittman, de (99)Florida St.
 5. Wilmont Perry, rb (132)Livingstone
 6. Chris Bordano, lb (161)SMU
 7a. To Carolina for S Chad Cota (196)
 7b. Andy McCullough, wr (204)Tennessee
 (choice acquired from Seattle for WR Daryl Hobbs)
 7c. Ron Warner, lb (239)Kansas
 (Compensatory)

SAINTS DRAFT TRIVIA

In 33 college drafts (1967-1999), the Saints have selected 434 players from 156 different colleges and universities.

BY POSITIONS: 66 running backs, 55 linebackers, 53 wide receivers, 47 cornerbacks, 34 guards and tackles, 33 defensive ends, 32 safeties, 24 defensive tackles and tight ends, 15 quarterbacks, 9 centers, 5 punters and 3 kickers.

BY COLLEGE: 12 from Nebraska, 11 from Southern Cal, 10 from Notre Dame, 8 from Michigan, Missouri, Oklahoma and *Tulane, 7 from Florida, **LSU and Tennessee, 6 from Colorado, Ohio State, San Diego State and Washington State, 5 from Florida State, Georgia, Houston, Kansas, Minnesota, #Mississippi, ##Mississippi State, North Carolina State, Pittsburgh, ***Southern, Texas, Tulsa, Virginia, Washington, West Virginia and Wisconsin.

*Bart Graves (1971), Steve Barrios (1972), Rusty Lachaussee (1972), Tommy Thibodeaux (1974), Mike Truax (1974), Charles Hall (1975), Marvin Lewis (1982), Treg Songy (1985).

**Tommy Morel (1969), Steve Rogers (1975), Hokie Gajan (1981), Eric Martin (1985), Dalton Hilliard (1986), Michael Mayes (1989), Nicky Savoie (1997).

***Richard Neal (1969), Willie Davenport (1970), James Elder (1971), Nathan Besaint (1978), Vincent Fizer (1988).

#Dan Sartin (1968), Glenn Cannon (1970), Archie Manning (1971), Wimpy Winther (1971), Paul Dongieux (1972).

##Marcus Rhoden (1967), Patrick Swoopes (1986), Fred Hadley (1989), James Williams (1990), Herman Carroll (1994).

1999*Held April 17-18, 1999*

- 1a. Ricky Williams, rb (5)Texas
 (choice acquired from Washington for 1st (12), 3rd (71), 4th (107), 5th (144), 6th (179) and 7th (218) round draft choices and 1st and 3rd in 2000 NFL Draft)
 1b. To Washington Redskins (12)
 2. To St. Louis Rams for WR Eddie Kennison (no. 41)
 3. To Washington Redskins (71)
 4. To Washington Redskins (107)
 5. To Washington Redskins (144)
 6. To Washington Redskins (179)
 7. To Washington Redskins (218)

NATIONAL HONORS RECEIVED BY SAINTS**PRO FOOTBALL HALL OF FAME**

- 1976 - Jim Taylor
 1982 - Doug Atkins
 1991 - Earl Campbell
 1995 - Jim Finks, General Manager

PAST AWARDS**PFW/PFWA**

- 1981 - George Rogers, Offensive Rookie of the Year
 1986 - Morten Andersen, Golden Toe
 1986 - Rueben Mayes, Offensive Rookie of the Year
 1987 - Jim Mora, Coach of the Year

UPI NFC OFFENSIVE MVP/PLAYER OF THE YEAR

- 1979 - Archie Manning

UPI/Sporting News NFC MVP/Player of the Year

- 1979 - Archie Manning

PFW/PFWA/Sporting News Rookie of the Year

- 1981 - George Rogers
 1986 - Rueben Mayes (also Newspaper Enterprise Association)

UPI NFC Rookie of the Year

- 1981 - George Rogers

AP/PFW Offensive Rookie of the Year

- 1981 - George Rogers
 1986 - Rueben Mayes

AP Defensive Player of the Year

- 1991 - Pat Swilling

AP/Sporting News/Pro Football Weekly Coach of the Year

- 1987 - Jim Mora

PFWA/UIP NFC Coach of the Year

- 1987 - Jim Mora

SPORTING NEWS EXECUTIVE OF THE YEAR

- 1987 - Jim Finks, NFL Executive of the Year

ALL-PRO TEAMS**ALL-NFL**

(1970 was the first year that players from both conferences were included on the same team)

- 1967 - CB Dave Whitsell - 1st team, NFC - Sporting News; 2nd team, ALL-NFL - AP, UPI

- 1968 - DE Doug Atkins - 1st team, NFC - Sporting News; 2nd team, ALL-NFL - AP, Newspaper Enterprise Assoc.)

- 1969 - WR Danny Abramowicz - 1st team, NFC - Sporting News; tied - AP; 2nd team - UPI, NY Daily News
 K Tom Dempsey - 1st team, NFC - Sporting News

- 1970 - P Julian Fagan - 1st team, NFC - AP, Sporting News

- 1978 - TE Henry Childs - 2nd team, NFC - UPI
QB Archie Manning - 1st team, NFC - UPI, *Sporting News*
- 1979 - WR Wes Chandler - 2nd team, NFC - UPI
TE Henry Childs - 1st team NFC - *Pro Football Weekly*; 2nd team - UPI
G Conrad Dobler - 2nd team, NFC - UPI
RB Chuck Muncie - 2nd team, NFC - UPI
S Tommy Myers - 1st team, NFL - *Pro Football Weekly*; 1st team, NFC - UPI, *Pro Football Weekly*
- 1980 - KR Rich Mauti - 1st team, NFC - *Pro Football Weekly* (specialist - kick returner)
- 1981 - RB George Rogers - 1st team, NFL - AP, *Sporting News*; 2nd team, NFL - *Newspaper Enterprise Assoc.*; 1st team, NFC - UPI
- 1982 - RB George Rogers - 2nd team, NFC - UPI
- 1983 - ILB Jim Kovach - 2nd team, NFC - UPI
OLB Rickey Jackson - 1st team, NFC - *Pro Football Weekly*
CB Johnnie Poe - 2nd team, NFL - *Newspaper Enterprise Assoc.*; 1st team, NFC - UPI
S Russell Gary - 1st team, NFC - UPI
- 1984 - OLB Rickey Jackson - 2nd team, NFL - AP, *Newspaper Enterprise Assoc.*, 1st team, NFC - UPI, *Pro Football Weekly*
P Brian Hansen - 2nd team, NFC - UPI
- 1985 - OLB Rickey Jackson - 2nd team, NFL - AP; 2nd team, NFC - UPI
K Morten Andersen - 1st team, NFL - *Sporting News*; 2nd team, NFL - AP; 1st team, NFC - UPI
- 1986 - RB Rueben Mayes - 2nd team, NFC - UPI
OLB Rickey Jackson - 1st team, NFL - *Newspaper Enterprise Assoc.*; 2nd team, NFL - AP; 2nd team, NFC - UPI
K Morten Andersen - 1st team, NFL - AP, PFWA, *Newspaper Enterprise Assoc.*, *Sporting News*, *Pro Football Weekly*; 1st team, NFC - UPI, *Pro Football Weekly*
KR Mel Gray - 1st team, NFL - *Sporting News* (specialist - kick returner)
- 1987 - G Brad Edelman - 2nd team, NFC - UPI
RB Rueben Mayes - 1st team, NFC - UPI
DE Bruce Clark - 2nd team, NFL - *Newspaper Enterprise Assoc.*
ILB Vaughan Johnson - 1st team, NFC - UPI, *Pro Football Weekly*
OLB Rickey Jackson - 1st team, NFL - *Newspaper Enterprise Assoc.*, *Sporting News*
OLB Pat Swilling - 1st team, NFC - UPI
CB Dave Waymer - 2nd team, NFL - AP; 1st team, NFC - UPI
K Morten Andersen - 1st team, NFL - AP, PFWA, *Newspaper Enterprise Assoc.*, *Sporting News*, *Pro Football Weekly*; 1st team, NFC - UPI, *Pro Football Weekly*
KR Mel Gray - 1st team, NFL - PFWA, *Sporting News*, *Pro Football Weekly*; 1st team, NFC - *Pro Football Weekly* (all selections as a punt return specialist)
- 1988 - ILB Vaughan Johnson - 1st team, NFL - *Newspaper Enterprise Assoc.*; 1st team, NFC - UPI, *Pro Football Weekly*
K Morten Andersen - 2nd team, NFL - *Newspaper Enterprise Assoc.*; 1st team, NFC - UPI
- 1989 - RB Dalton Hilliard - 2nd team, NFL - AP, *Newspaper Enterprise Assoc.*; 2nd team, NFC - UPI

- ILB Vaughan Johnson - 1st team, NFL - *Newspaper Enterprise Assoc.*; 2nd team, NFL - AP; 1st team, NFC - UPI, *Pro Football Weekly*
OLB Pat Swilling - 2nd team, NFL - AP, *Newspaper Enterprise Assoc.*; 2nd team, NFC - UPI
- 1990 - ILB Vaughan Johnson - 2nd team, NFL - *Newspaper Enterprise Assoc.*; 2nd team, NFC - UPI
OLB Pat Swilling - 2nd team, NFL - AP; 2nd team, NFC - UPI
- 1991 - ILB Vaughan Johnson - 1st team, NFC - UPI
ILB Sam Mills - 1st team, NFL - PFWA, *Sporting News*, *Pro Football Weekly*; 2nd team, NFL - AP, *Newspaper Enterprise Assoc.*; 1st team, NFC - *Pro Football Weekly*
OLB Pat Swilling - 1st team, NFL - AP, PFWA, *Sporting News*, *Pro Football Weekly*, *Newspaper Enterprise Assoc.*; 1st team, NFC - UPI, *Pro Football Weekly*; AP NFL Defensive Player of the Year; ST Bennie Thompson - 1st team, NFC - *Pro Football Weekly* (made as special teams player)
- 1992 - G Derek Kennard - 2nd team, NFL - *Newspaper Enterprise Assoc.*
DT Wayne Martin - 2nd team, NFL - *Newspaper Enterprise Assoc.*
ILB Vaughan Johnson - 1st team, NFC - UPI
ILB Sam Mills - 1st team, NFL - PFWA, *Sporting News*, *Pro Football Weekly*; 2nd team, NFL - AP; 1st team, NFC - UPI, *Pro Football Weekly*
OLB Rickey Jackson - 1st team, NFL - PFWA, *Pro Football Weekly*; 2nd team, NFL - AP, *Newspaper Enterprise Assoc.*; 1st team, NFC - UPI, *Pro Football Weekly*
OLB Pat Swilling - 1st team, NFL - AP, *Sporting News*
K Morten Andersen - 1st team, NFL - PFWA, *Pro Football Weekly*, *Newspaper Enterprise Assoc.*; 2nd team, NFL - AP; 1st team, NFC - UPI, *Pro Football Weekly* (unanimous 1st team)
- 1993 - OLB Rickey Jackson - 1st team, NFL - *Sporting News*; 2nd team, NFL - AP; 1st team, NFC - UPI, *Pro Football Weekly*
OLB Renaldo Turnbull - 1st team, NFL - AP; 1st team, NFC - UPI
KR Tyrone Hughes - 1st team, NFL - PFWA, *Pro Football Weekly*; 2nd team, NFL - AP; 1st team, NFC - UPI, *Pro Football Weekly* (made 1st team NFL as kick returner)
- 1994 - T William Roaf - 1st team NFL - AP, PFWA, *Sporting News*, *Pro Football Weekly*; 1st team, NFC - UPI, *Pro Football Weekly* (unanimous 1st team)
- 1995 - T William Roaf - 1st team NFL - AP, PFWA, *Sporting News*, *Pro Football Weekly*; 1st team, NFC - UPI, *Pro Football Weekly* (unanimous 1st team)
CB Eric Allen - 2nd team, NFC - UPI
- 1996 - T William Roaf - 1st team, NFL - PFWA, *Sporting News*, *Pro Football Weekly*, NFC - *Pro Football Weekly*; 2nd team, NFL - AP
- 1997 - S Sammy Knight - Tied for 2nd in NFL Defensive Rookie of the Year; *Pro Football Weekly*/PFWA All-Rookie Team
T William Roaf - *Pro Football Weekly*/PFWA All-NFC Team
- 1998 - DT La'Roi Glover - 1st team, College & *Pro Football Weekly* All-Pro, NFC - *Football News*; 2nd team, NFL - AP; USA Today All-Pro Team
TE Cameron Cleeland - *Pro Football Weekly*, College & *Pro Football Weekly*, *Football News*, *Football Digest* All-Rookie Team
G/T Kyle Turley - *Pro Football Weekly*, *Football News*, *Football Digest* All-Rookie Team
T William Roaf - 1st team, NFC - *Football News*; 2nd team College & *Pro Football Weekly* All Pro

ON THE ROAD WITH THE SAINTS IN 1999

Miami (Preseason)
Fort Lauderdale Marina Marriott
1881 S.E. 17th Street
Fort Lauderdale, FL 33316
(954) 463-4000; FAX (954) 527-6705

Tennessee (Preseason)
Doubletree Hotel
315 4th Avenue N.
Nashville, TN 37219
(615) 244-8200; FAX (615) 747-4815

San Francisco
Westin Airport/S.F. Airport
1 Old Bayshore Hwy.
Millbrae, CA 94030
(650) 692-3500; FAX (650) 872-8111

Chicago
Chicago Hilton O'Hare Airport
O'Hare International Airport
Chicago, IL 60666
(773) 686-8000; FAX (773) 601-2873

New York
Newark Airport Marriott
Newark International Airport
Newark, NJ 07114
(973) 623-0006; FAX (973) 623-7618

Jacksonville
Marriott Jacksonville
4670 Salisbury Road
Jacksonville, FL 32256
(904) 296-2222; FAX (904) 296-7561

St. Louis
St. Louis Marriot Pavilion Hotel
One Broadway
St. Louis, MO 63102
(314) 421-1776; FAX (314) 331-9029

Atlanta
The Westin Hotel-Atlanta Airport
4736 Best Road
College Park, GA 30337
(404) 762-7676; FAX (404) 763-4199

Baltimore
Marriott-Inner Harbor
110 South Eutaw Street
Baltimore, MD 21201
(410) 962-0202; FAX (410) 962-8585

Carolina
Charlotte Marriott Executive Park
5700 Westpark Drive
Charlotte, NC 28217
(704) 527-9650; FAX (704) 527-7458

SAINTS LONGEST PLAYS - 1998

RUN FROM SCRIMMAGE — 33, Lamar Smith, at Indianapolis, 9/27

Opponent — 61t, Robert Smith, at Minnesota, 11/8

PASS PLAY — 89t, Kerry Collins to Andre Hastings, vs. Dallas, 12/6*

Opponent — 81t, Steve Young to Garrison Hearst, at San Francisco, 11/22

PUNT RETURN — 76, Andre Hastings, vs. New England, 10/4

Opponent — 55, Jacquez Green, vs. Tampa Bay, 10/25

KICKOFF RETURN — 100t, Aaron Craver, at Minnesota, 11/8

Opponent — 51, Michael Bates, vs. Carolina, 9/13

INTERCEPTION RETURN — 91t, Sammy Knight, at Minnesota, 11/8

Opponent — 56t, Eric Davis, at Carolina, 11/1


PUNT — 64, Mark Royals, at Indianapolis, 9/27; Mark Royals, at Arizona, 12/20

Opponent — 64, Tom Tupa, New England, 10/4

FIELD GOAL — 56, Doug Brien, vs. Carolina, 9/13 **(Career Best)

Opponent — 54, John Kasay, at Carolina, 11/1

*Tied team record set 10/5/97, Heath Shuler to Randal Hill, at Chicago



1998 Season

1998 GAME SUMMARIES

SAINTS 24, RAMS 17

September 6 at TransWorld Dome (56,943)

The Saints opened the scoring with 12 minutes left in the first quarter, as DT La'Roi Glover forced Rams' RB Jerald Moore to fumble, which was returned five yards by St. Louis native DE Joe Johnson, who was signed just four days earlier, for his first career touchdown. On the next play following a Billy Joe Hobert pass that was thrown slightly past a wide open Cam Cleeland in the end zone, RB Lamar Smith threw a 15-yard pass to a wide-open WR Andre Hastings for the Saints second touchdown of the first quarter. K Doug Brien, who has only missed four field goals each of the past two seasons, added a 36-yard field goal on the Saints first possession of the second quarter. On the Saints third possession of the second quarter, Hobert scrambled and found RB Lamar Smith, who bobbed and weaved through nearly half of the Rams defense for a 35-yard touchdown, his first with the Saints. The Rams answered with a touchdown of their own to close out the first half, when RB Jerald Moore recovered his own fumble in the end zone. The Rams also posted scores in the third and fourth quarters, with a 15-yard pass from Tony Banks to Eddie Kennison and a Jeff Wilkins 34-yard field goal with 1:26 left in the game. TE Cam Cleeland, in his first NFL game, led the Saints with four receptions for 82 yards. The Saints defense, which led the NFL with 59 sacks in 1997, and entered the game with the longest active streak of consecutive games with a sack (49), posted six sacks on the day, extending their consecutive games streak to 50, 18 shy of the NFL-record 68, set by the Dallas Cowboys (10/24/76 - 12/7/80). The Saints record runs from the final game of the 1994 season, at Denver, 12/24, through this contest.

| | | | | | | | |
|-------------|----|----|----|---|---|----|----|
| New Orleans | -- | 14 | 10 | 0 | 0 | -- | 24 |
| St. Louis | -- | 0 | 7 | 7 | 3 | -- | 17 |

SCORING

| | |
|-------|--|
| N.O. | J. Johnson 5 yd. fumble return (Brien kick) |
| N.O. | Hastings 20 yd. pass from Lamar Smith (Brien kick) |
| N.O. | Brien 36 field goal |
| N.O. | L. Smith 35 yd. pass from Hobert (Brien kick) |
| St.L. | Jerald Moore 0 yd. run (recovered own fumble in end zone) (Wilkins kick) |
| St.L. | Kennison 15 yd. pass from Banks (Wilkins kick) |
| St.L. | Wilkins 34 field goal |

TEAM STATISTICS

| | N.O. | St.L. |
|----------------------|---------|---------|
| Total First Downs | 15 | 23 |
| Total Net Yards | 232 | 314 |
| Rushes-Yards | 24-35 | 24-47 |
| Net Yards passing | 197 | 267 |
| Passes (A-C-I) | 30-15-1 | 44-29-1 |
| QB Sacked-Yards | 2-17 | 6-31 |
| Punts-Average | 7-47 | 7-43.6 |
| Fumbles-Lost | 2-0 | 5-1 |
| Penalties-Yards Lost | 6-54 | 10-105 |
| Time of Possession | 26:01 | 33:59 |

RUSHING

New Orleans - L. Smith 16-14; Hobert 12-13; Zellars 5-7; Craver 1-1.
St. Louis - Moore 15-30 (1 TD); Banks 5-17; Henley 3-5; Lee 1-3; Harris 1-0.

PASSING

New Orleans - Hobert 23-11-0, 170 yards, 1 TD; Wuerffel 6-3-1, 24 yards; L. Smith 1-1-0, 20 yards, 1 TD.
St. Louis - Banks 44-29-1, 298 yards, 1 TD.

RECEIVING

New Orleans - Cleeland 4-82; L. Smith 3-60, 1 TD; Hastings 3-32, 1 TD; Craver 2-8; Poole 1-12; Zellars 1-12; T. Johnson 1-8.
St. Louis - Bruce 10-131; Lee 8-64; Conwell 4-37; Kennison 2-27, 1 TD; Proehl 2-25; Henley 2-8; Moore 1-6.

SAINTS 19, PANTHERS 14

September 13 at Superdome (51,915)

The Saints opened the scoring on the third play of the game as QB Danny Wuerffel found WR Sean Dawkins on a quick slant that turned into a 64-yard touchdown. Dawkins outran four Panthers' defenders en route to the longest touchdown catch of his career. The Panthers answered the Saints early score with a 1-yard TD run by FB William Floyd early in the second quarter. K Doug Brien booted a 46-yard field goal to give the Saints a 10-7 lead, which proved to be short-lived as the Panthers entered halftime owning a 14-10 lead after QB Kerry Collins found WR Mushin Muhammad on a 17-yard TD with 1:00 left in the half. The Saints held the Panthers scoreless for the rest of the game. Brien added a 56-yard FG with :26 left in the third quarter for the longest field goal of his career and tied the third-longest FG in Saints history. RB Ray Zellars bulled his way over Panthers' CB Doug Evans, sealing the victory with a 15-yard TD run on the Saints' first possession of the fourth quarter. WR Sean Dawkins posted his sixth 100-yard receiving day, catching five passes for 110 yards in his first game as a Saint, while the Saints rushing attack piled up 207 yards on the ground, the most since 9/12/93, when they had 227 yards on 31 rushes at the Georgia Dome. The Saints defense, which led the NFL with 59 sacks in 1997, and entered the game with the longest active streak of consecutive games with a sack (50), posted three sacks on the day, extending their consecutive games streak to 51, 17 shy of the NFL-record 68, set by the Dallas Cowboys (10/24/76 - 12/7/80). The Saints record runs from the final game of the 1994 season, at Denver, 12/24, through this contest.

| | | | | | | | |
|-------------|----|---|----|---|---|----|----|
| Carolina | -- | 0 | 14 | 0 | 0 | -- | 14 |
| New Orleans | -- | 7 | 3 | 3 | 6 | -- | 19 |

SCORING

| | |
|------|--|
| N.O. | Dawkins 64 yd. pass from Wuerffel (Brien kick) |
| Car. | Floyd 1 yd. run (Kasay kick) |
| N.O. | Brien 46 field goal |
| Car. | Muhammad 17 yd. pass from Collins (Kasay kick) |
| N.O. | Brien 56 field goal |
| N.O. | Zellars 15 yd. run (2-pt. attempt failed (Wuerffel pass to Dawkins)) |

TEAM STATISTICS

| | Car. | N.O. |
|----------------------|---------|---------|
| Total First Downs | 20 | 18 |
| Total Net Yards | 375 | 311 |
| Rushes-Yards | 25-137 | 38-207 |
| Net Yards passing | 238 | 104 |
| Passes (A-C-I) | 35-15-2 | 18-13-0 |
| QB Sacked-Yards | 3-13 | 6-41 |
| Punts-Average | 4-46 | 6-46.3 |
| Fumbles-Lost | 2-1 | 0-0 |
| Penalties-Yards Lost | 11-100 | 7-63 |
| Time of Possession | 26:46 | 33:14 |

RUSHING

Carolina - Lane 18-100; Floyd 6-21 (1 TD); Collins 1-16.
New Orleans - Zellars 15-83 (1 TD); L. Smith 12-78; Wuerffel 6-40; T. Davis 3-6; Craver 2-0.

PASSING

Carolina - Collins 34-15-2, 251 yards, 1 TD.
New Orleans - Wuerffel 18-13-0, 145 yards, 1 TD.

RECEIVING

Carolina - Muhammad 9-192, 1 TD; Carrier 2-32; Ismail 2-12; Walls 1-12; Lane 1-3.
New Orleans - Dawkins 5-110, 1 TD; Craver 3-1; T. Davis 2-3; Cleeland 1-19; Hastings 1-7; Zellars 1-5.

SAINTS 19, COLTS 13 (OT)
September 27 at RCA Dome (48,480)

RB Lamar Smith, who was signed from Seattle in the offseason, piled up a career-best 157 rushing yards on 24 carries. Colts QB Peyton Manning also passed for 309 yards, while Colts RB Marshall Faulk totaled 128 receiving yards. The Colts provided the only scoring of the first quarter as Mike Vanderjagt booted a 52-yard field goal. Vanderjagt hit on a second attempt, this one from 19 yards, to spot the Colts a 6-0 lead. The Saints Doug Brien answered the Colts scoring with a 22-yard field goal just before halftime following S Rob Kelly's interception and a 20-yard field goal to open the scoring in the third quarter following an interception by S Chad Cota. The Colts' QB Peyton Manning completed a short pass to RB Marshall Faulk and Faulk did the rest, rolling for 78 yards to give Indianapolis a 13-6 lead. That lead appeared secure as the Saints faced a fourth-and-17 on their own 41-yard line until QB Danny Wuerffel completed a 44-yard pass to former Colt WR Sean Dawkins, who signed with the Saints in the offseason. On the very next play, Wuerffel hit WR Andre Hastings for a 15-yard TD to send the game into overtime. There, an interception by CB Tyrone Drakeford gave the Saints the ball at the Colts' 36-yard line, and two plays later, Wuerffel hit TE Cameron Cleeland who sprinted 33 yards for the game-winning touchdown. The Saints defense, which led the NFL with 59 sacks in 1997, and entered the game with the longest active streak of consecutive games with a sack (51), posted three sacks on the day, extending their consecutive games streak to 52, 16 shy of the NFL-record 68, set by the Dallas Cowboys (10/24/76 - 12/7/80). The Saints record runs from the final game of the 1994 season, at Denver, 12/24, through this contest. LB Mark Fields led the charge with 12 tackles (11 solo) and two sacks, and was named NFC Defensive Player of the Week for his efforts. Lamar Smith was nominated for NFC Offensive Player of the Week and P Mark Royals was nominated for NFC Special Teams Player of the Week after averaging 53.1 yards per punt on seven kicks.

| | | | | | | | | |
|--------------|----|---|---|---|---|---|----|----|
| New Orleans | -- | 0 | 3 | 3 | 7 | 6 | -- | 19 |
| Indianapolis | -- | 3 | 3 | 0 | 7 | 0 | -- | 13 |

SCORING

| | |
|------|---|
| Ind. | Vanderjagt 52 field goal |
| Ind. | Vanderjagt 19 field goal |
| N.O. | Brien 22 field goal |
| N.O. | Brien 20 field goal |
| Ind. | Faulk 78 pass from Manning (Vanderjagt kick) |
| N.O. | Hastings 15 pass from Wuerffel (Brien kick) |
| N.O. | Cleeland 33 pass from Wuerffel (no PAT attempt, this pass won game in OT) |

TEAM STATISTICS

| | N.O. | Ind. |
|----------------------|---------|---------|
| Total First Downs | 14 | 16 |
| Total Net Yards | 320 | 357 |
| Rushes-Yards | 32-183 | 31-65 |
| Net Yards passing | 137 | 292 |
| Passes (A-C-I) | 28-12-1 | 32-19-3 |
| QB Sacked-Yards | 4-16 | 4-17 |
| Punts-Average | 8-51.1 | 6-46 |
| Fumbles-Lost | 1-0 | 0-0 |
| Penalties-Yards Lost | 6-55 | 10-79 |
| Time of Possession | 31:41 | 34:29 |

RUSHING

New Orleans - L. Smith 24-157; Hastings 1-14; Zellars 7-12.
Indianapolis - Faulk 27-61; Manning 1-7; Elias 1-6; Crockett 1-0; Pathon 1-(-9).

PASSING

New Orleans - Wuerffel 27-12-1, 153 yards, 2 TD; Craver 1-0-0, 0 yds.
Indianapolis - Manning 32-19-3, 309 yards, 1 TD.

RECEIVING

New Orleans - Cleeland 3-49, 1 TD; Hastings 3-35, 1 TD; Dawkins 2-55; Zellars 2-0; Bech 1-12; Craver 1-2.
Indianapolis - Harrison 7-95; Faulk 6-128, 1 TD; Pathon 3-66; Green 1-17; Pollard 1-2; Crockett 1-1.

PATRIOTS 30, SAINTS 27
October 4 at Superdome (56,172)

The Saints fell to the New England Patriots for their first loss of the 1998 season, despite career-highs for QB Danny Wuerffel and four New England turnovers, their first of the season. The Saints defense set the tone for the day, when LB Keith Mitchell stripped Patriots' QB Drew Bledsoe following an Ink Aleaga sack, and raced 63 yards for the game's first touchdown. The Patriots answered to take the lead with a 6-yd. TD pass from Bledsoe to WR Vincent Brisby, and extended the lead when RB Robert Edwards rumbled in from eight yards out. Mike Ditka and offensive coordinator Danny Abramowicz showed a gambler's mentality, as Wuerffel found rookie TE Cameron Cleeland on a 1-yard TD pass on the final play of the first half. DT Henry Thomas intercepted a Wuerffel pass and shook off several sacks, as he ran 24-yards for the Patriots, as they took a 24-14 lead. Each team traded field goals, when Wuerffel found RB Lamar Smith for a 7-yard TD pass. Brien added his second field goal of the game to knot the score at 27, but Patriots K Adam Vinatieri kicked the game winner with :03 left. The Saints defense, which led the NFL with 59 sacks in 1997, and entered the game with the longest active streak of consecutive games with a sack (52), posted three sacks on the day, extending their consecutive games streak to 53, 15 shy of the NFL-record 68, set by the Dallas Cowboys (10/24/76 - 12/7/80). The Saints record runs from the final game of the 1994 season, at Denver, 12/24, through this contest. S Chad Cota led the defense with 14 tackles (11 solo) and the Saints secondary also came on strong, posting three interceptions of Bledsoe, who had gone 115 passes without an interception, and gave the Saints the second-most interceptions in the NFL.

| | | | | | | | |
|-------------|----|---|----|----|----|----|----|
| New England | -- | 3 | 14 | 10 | 3 | -- | 30 |
| New Orleans | -- | 0 | 14 | 3 | 10 | -- | 27 |

SCORING

| | |
|------|--|
| N.E. | Vinatieri 34 field goal |
| N.O. | Keith Mitchell 63 fumble return (Brien kick) |
| N.E. | Brisby 6 pass from Bledsoe (Vinatieri kick) |
| N.E. | Edwards 8 run (Vinatieri kick) |
| N.O. | Cleeland 1 pass from Wuerffel (Brien kick) |
| N.E. | Thomas 24 interception return (Vinatieri kick) |
| N.O. | Brien 21 field goal |
| N.E. | Vinatieri 49 field goal |
| N.O. | L. Smith 7 pass from Wuerffel (Brien kick) |
| N.O. | Brien 37 field goal |
| N.E. | Vinatieri 27 field goal |

TEAM STATISTICS

| | N.E. | N.O. |
|----------------------|---------|---------|
| Total First Downs | 20 | 19 |
| Total Net Yards | 388 | 276 |
| Rushes-Yards | 25-97 | 18-39 |
| Net Yards passing | 291 | 237 |
| Passes (A-C-I) | 35-21-3 | 47-25-2 |
| QB Sacked-Yards | 3-26 | 7-41 |
| Punts-Average | 3-51.7 | 6-38.5 |
| Fumbles-Lost | 1-1 | 0-0 |
| Penalties-Yards Lost | 3-20 | 6-41 |
| Time of Possession | 29:15 | 30:45 |

RUSHING

New England - Edwards 22-97, 1 TD; Carter 1-3; Bledsoe 1-(-1); Cullors 1-(-2).
New Orleans - L. Smith 13-22; Wuerffel 3-13; Zellars 2-4.

PASSING

New England - Bledsoe 35-21-3, 317 yards, 1 TD.
New Orleans - Wuerffel 47-25-2, 278 yards, 2 TD.

RECEIVING

New England - Coates 7-78; Glenn 4-105; Brown 3-32; Cullors 2-56; Brisby 2-33, 1 TD; Carter 2-9; Edwards 1-4.
New Orleans - Cleeland 6-64, 1 TD; Hastings 6-73; L. Smith 4-44, 1 TD; Bech 2-52; Craver 2-6; T. Davis 1-19; Dawkins 1-11; Poole 1-9.

49ERS 31, SAINTS 0
October 11 at Superdome (62,811)

The Saints dropped their second consecutive game of the 1998 season, falling to the 49ers, 31-0, before a sellout crowd at the Superdome. The 49ers defense limited the Saints to just two first downs and 46 yards through three quarters of play. Niners QB Steve Young became just the second player to throw for five consecutive 300-yard games, joining former 49er Joe Montana. In the contest, Young also became the 20th player in NFL history to throw for over 30,000 yards in his career. For the first time in 1998, the Saints defense did not force a turnover. The Saints offense continued its string of five consecutive games in 1998 to not turn the ball over by a fumble in 1998. The Saints defense, which led the NFL with 59 sacks in 1997, and entered the game with the longest active streak of consecutive games with a sack (53), posted one sack on the day, extending their consecutive games streak to 54, 14 shy of the NFL-record 68, set by the Dallas Cowboys (10/24/76 - 12/7/80). The Saints record runs from the final game of the 1994 season, at Denver, 12/24, through this contest. LB Kevin Mitchell led the defense with 11 tackles (6 solo) against his former team.

| | | | | | | |
|------------------|---|----|----|---|----|----|
| San Francisco -- | 7 | 14 | 10 | 0 | -- | 31 |
| New Orleans -- | 0 | 0 | 0 | 0 | -- | 17 |

SCORING

| | |
|------|--|
| S.F. | Clark 1 pass from Young (Richey kick) |
| S.F. | Richey 42 field goal |
| S.F. | Richey 37 field goal |
| S.F. | Owens 6 pass from Young (Hearst 2 pt. Pass from Young) |
| S.F. | Hearst 33 pass from Young (Richey kick) |
| S.F. | Richey 43 field goal |

TEAM STATISTICS

| | S.F. | N.O. |
|----------------------|---------|---------|
| Total First Downs | 30 | 10 |
| Total Net Yards | 459 | 167 |
| Rushes-Yards | 38-140 | 13-32 |
| Net Yards passing | 319 | 135 |
| Passes (A-C-I) | 41-22-0 | 30-15-1 |
| QB Sacked-Yards | 1-1 | 7-39 |
| Punts-Average | 3-32.3 | 8-48.8 |
| Fumbles-Lost | 0-0 | 0-0 |
| Penalties-Yards Lost | 14-115 | 13-125 |
| Time of Possession | 36:28 | 23:32 |

RUSHING

San Francisco - Hearst 22-71; Levy 8-46; Young 2-19; Edwards 3-8; Druckenmiller 3-(-4).
 New Orleans - L. Smith 7-18; T. Davis 3-9; Wuerffel 2-7; Zellars 1-(-2).

PASSING

San Francisco - Young 40-21-0, 309 yards, 3 TD; Detmer 1-1-0, 11 yards.
 New Orleans - Wuerffel 21-9-1, 95 yards; Tolliver 9-6-0, 79 yards.

RECEIVING

San Francisco - Owens 6-94, 1 TD; Rice 6-79; Stokes 3-27; Hearst 2-66, 1 TD; Uwaezuoke 1-25; Beasley 1-11; I. Smith 1-10; Edwards 1-10; Clark 1-1, 1 TD.
 New Orleans - Dawkins 4-56; Poole 3-38; Hastings 3-34; Cleeland 2-27; T. Davis 2-15; Zellars 1-4.

FALCONS 31, SAINTS 23
October 18 at Georgia Dome (60,774)

The Saints dropped their third consecutive game of the 1998 season, falling to the Falcons, despite holding Atlanta to -9 yards in the third quarter. The Saints had the ball twice in Atlanta territory, but couldn't capitalize, as two costly fumbles ended the drives. For the first time this season, the offense lost fumbles on offense, handing the ball over three times on the day. For the second consecutive week, and just the second time all season, the Saints defense did not force a turnover. The Saints offense broke its string of five consecutive games in 1998 to not turn the ball over by a fumble. The Saints defense, which led the NFL with 59 sacks in 1997, and entered the game with the longest active streak of consecutive games with a sack (54), posted one sack on the day, extending their consecutive games streak to 55, 13 shy of the NFL-record 68, set by the Dallas Cowboys (10/24/76 - 12/7/80). The Saints record runs from the final game of the 1994 season, at Denver, 12/24, through this contest. WR Keith Poole posted the best receiving day of his career, and the 9th best yardage total in team history, as he hauled in 3 passes for 154 yards, including scores of 64 and 82 yards, which marked the two combined longest touchdowns by a Saints player in team history.

| | | | | | | |
|----------------|---|----|---|----|----|----|
| New Orleans -- | 0 | 14 | 2 | 7 | -- | 23 |
| Atlanta -- | 3 | 14 | 0 | 14 | -- | 31 |

SCORING

| | |
|------|---|
| Atl. | Andersen 22 field goal |
| N.O. | L. Smith 5 run (Brien kick) |
| Atl. | Anderson 31 run (Andersen kick) |
| Atl. | Martin 45 pass from Chandler (Andersen kick) |
| N.O. | Poole 64 pass from Tolliver (Brien kick) |
| N.O. | Martin tackled DeBerg for a safety |
| Atl. | Christian 8 pass from DeBerg (Andersen kick) |
| Atl. | Robinson 25 interception return (Andersen kick) |
| N.O. | Poole 82 pass from Tolliver (Brien kick) |

TEAM STATISTICS

| | N.O. | Atl. |
|----------------------|---------|---------|
| Total First Downs | 15 | 19 |
| Total Net Yards | 322 | 303 |
| Rushes-Yards | 26-67 | 30-140 |
| Net Yards passing | 255 | 163 |
| Passes (A-C-I) | 29-14-1 | 21-14-0 |
| QB Sacked-Yards | 1-6 | 5-26 |
| Punts-Average | 4-44.3 | 4-42.2 |
| Fumbles-Lost | 5-3 | 2-0 |
| Penalties-Yards Lost | 13-101 | 6-46 |
| Time of Possession | 23:34 | 36:26 |

RUSHING

New Orleans - L. Smith 19-49, 1 TD; Tolliver 2-9; Zellars 4-8; T. Davis 1-1.
 Atlanta - Anderson 25-132, 1 TD; Christian 1-6; Dwight 1-4; DeBerg 2-(-2); Unidentified 1-0.

PASSING

New Orleans - Tolliver 29-14-1, 261 yds., 2 TD.
 Atlanta - Chandler 10-7-0, 129 yds., 1 TD; DeBerg 10-7-0, 60 yds.; Dwight 1-0-0, 0 yds.

RECEIVING

New Orleans - Poole 3-154, 2 TD; Cleeland 3-42; Dawkins 2-25; L. Smith 2-15; Zellars 2-5; Bech 1-11; Hastings 1-9.
 Atlanta - Martin 7-116, 1 TD; Mathis 2-35; Santiago 2-26; Christian 2-5, 1 TD; Anderson 1-7.

SAINTS 9, BUCCANEERS 3
October 25 at Superdome (52,695)

The Saints snapped a three-game losing streak as they defeated the Tampa Bay Buccaneers in a contest dominated by defense and field goals. The Saints held the Bucs rushing attack to just 58 yards on the day, as the defense intercepted QB Trent Dilfer twice, once by S Sammy Knight, who also added a key fumble recovery inside the Saints' 10-yard line, and S Chad Cota, who ended a late Buccaneers threat, intercepting the ball at the Saints own 26-yard line. The offense moved the ball down the field under the guidance of QB Billy Joe Tolliver, who completed 20-32 for 216 yards and no interceptions. The defense was paced by LB Kevin Mitchell, who recorded 10 total tackles (7 solo), a sack and a forced fumble. The Saints defense, which led the NFL with 59 sacks in 1997, and entered the game with the longest active streak of consecutive games with a sack (55), posted one sack on the day, extending their consecutive games streak to 56, 12 shy of the NFL-record 68, set by the Dallas Cowboys (10/24/76 - 12/7/80). The Saints record runs from the final game of the 1994 season, at Denver, 12/24, through this contest. RB Troy Davis posted the best rushing day of his career, totaling 48 yards on 18 carries. P Mark Royals pined the Bucs deep in their own territory, putting 5 of his 9 punts inside the 20, with 2 inside their own 10. K Doug Brien converted on a season-high 3-3, and remained perfect on the year, converting 10-10 field goals.

| | | | | | | |
|----------------|---|---|---|---|----|---|
| Tampa Bay -- | 0 | 3 | 0 | 0 | -- | 3 |
| New Orleans -- | 0 | 3 | 3 | 3 | -- | 9 |

SCORING

| | |
|------|----------------------|
| N.O. | Brien 46 field goal |
| T.B. | Husted 52 field goal |
| N.O. | Brien 50 field goal |
| N.O. | Brien 41 field goal |

TEAM STATISTICS

| | T.B. | N.O. |
|----------------------|---------|---------|
| Total First Downs | 11 | 12 |
| Total Net Yards | 238 | 266 |
| Rushes-Yards | 18-58 | 27-56 |
| Net Yards passing | 180 | 210 |
| Passes (A-C-I) | 44-20-2 | 32-20-0 |
| QB Sacked-Yards | 1-6 | 1-6 |
| Punts-Average | 6-39.2 | 9-42.6 |
| Fumbles-Lost | 1-1 | 1-1 |
| Penalties-Yards Lost | 5-55 | 9-65 |
| Time of Possession | 27:58 | 32:02 |

RUSHING

Tampa Bay - Dunn 11-46, Alstott 7-12.
 New Orleans - T. Davis 18-48, Craver 4-12, Hastings 1-2, Zellars 2-1, Tolliver 2-(-7).

PASSING

Tampa Bay - Dilfer 44-20-2, 186 yds.
 New Orleans - Tolliver 32-20-0, 216 yds.

RECEIVING

Tampa Bay - Emanuel 6-86; Dunn 5-27; Moore 4-19; Anthony 3-49; Hape 1-5; Green 1-0.
 New Orleans - T. Davis 5-34; Craver 5-30; Cleeland 4-55; Dawkins 3-27; Poole 2-64; Hastings 1-6.

PANTHERS 31, SAINTS 17
November 1 at Ericsson Stadium (62,514)

The Saints evened their record at 4-4, after falling to the Panthers, despite throwing for nearly three times the yards (301) as the Panthers (110). Carolina, which entered the game with an 0-7 record, capitalized early, scoring on their first possession of the game, on a 17-play drive. The Saints turned the ball over four times in the contest, having one interception returned for a 56-yard touchdown by CB Eric Davis. The Saints held the Panthers to 110 yards passing and 106 rushing, but did not have success with their own rushing game, totaling just 53 yards on the ground. S Sammy Knight ended an early Panthers scoring opportunity, intercepting Steve Beuerlein late in the first quarter. The offense moved the ball down the field under the guidance of QB Billy Joe Tolliver, who completed 24-48 for 325 yards, two touchdowns and two interceptions. The defense was paced by DT La'Roi Glover, who recorded a career-best 8 tackles and a sack, giving him the team lead with 5.0 on the season. The Saints defense, which led the NFL with 59 sacks in 1997, and entered the game with the NFL's longest active streak of consecutive games with a sack (56), posted three sacks on the day, extending their consecutive games streak to 57, 11 shy of the NFL-record 68, set by the Dallas Cowboys (10/24/76 - 12/7/80). The Saints record runs from the final game of the 1994 season, at Denver, 12/24, through this contest. RB Troy Davis averaged 4.1 yards per carry, rushing for 41 yards on 10 carries. K Doug Brien converted 1-1 field goals, and remained perfect on the year, converting 11-11 field goals.

| | | | | | | |
|----------------|---|----|---|----|----|----|
| New Orleans -- | 0 | 3 | 0 | 14 | -- | 17 |
| Carolina -- | 7 | 10 | 7 | 7 | -- | 31 |

SCORING

| | |
|------|---|
| Car. | Muhammad 1 pass from Beuerlein (Kasay kick) |
| Car. | Davis 56 interception return (Kasay kick) |
| N.O. | Brien 49 field goal |
| Car. | Kasay 54 field goal |
| Car. | Lane 5 run (Kasay kick) |
| N.O. | Cleeland 2 pass from Tolliver (Brien kick) |
| Car. | Ismail 33 pass from Beuerlein (Kasay kick) |
| N.O. | Bech 6 pass from Tolliver (Brien kick) |

TEAM STATISTICS

| | N.O. | Car. |
|----------------------|---------|---------|
| Total First Downs | 21 | 16 |
| Total Net Yards | 354 | 216 |
| Rushes-Yards | 15-53 | 38-106 |
| Net Yards passing | 301 | 110 |
| Passes (A-C-I) | 48-24-2 | 17-13-1 |
| QB Sacked-Yards | 3-24 | 3-22 |
| Punts-Average | 5-44.4 | 6-41.2 |
| Fumbles-Lost | 2-2 | 2-1 |
| Penalties-Yards Lost | 10-60 | 6-62 |
| Time of Possession | 27:17 | 32:43 |

RUSHING

New Orleans - T. Davis 10-41; Perry 1-7; Craver 2-4; Zellars 1-1; Tolliver 1-0.
 Carolina - Lane 35-101, 1 TD; Beuerlein 1-3; Floyd 2-2.

PASSING

New Orleans - Tolliver 48-24-2, 325 yds., 2 TD.
 Carolina - Beuerlein 17-13-1, 132 yds., 2 TD.

RECEIVING

New Orleans - Dawkins 6-102; Poole 5-90; T. Davis 5-19; Cleeland 3-62, 1 TD; Bech 3-40, 1 TD; Slutzker 1-10; Craver 1-2.
 Carolina - Walls 4-44; Muhammad 3-23, 1 TD; Floyd 3-15; Ismail 2-45, 1 TD; A. Johnson 1-5.

VIKINGS 31, SAINTS 24

November 8 AT Metrodome (63,779)

The Saints played the Vikings toe to toe, but in the end, Minnesota prevailed, after a series of big plays by both teams. With the loss, New Orleans dropped below .500 for the first time in 1998. S Sammy Knight was outstanding for the Saints, thwarting two Vikings scoring opportunities by intercepting two passes in the red zone - one in the Saints end zone, and one he returned for a 91-yd. TD, the third-longest interception return in team history. Also enjoying a standout game was RB Aaron Craver, who in his first duty as a kick returner for the Saints, brought back a second-quarter kickoff 100 yards for a touchdown, the third-longest in team history. Craver also added a 9-yd. TD reception in the third quarter. QB Billy Joe Tolliver completed 68.8% of his passes, going 11 of 16 for 168 yds. LB Mark Fields, who signed a five-year contract extension Sunday morning, led all players with 11 tackles (9 solo) and a sack. The Saints defense, which led the NFL with 59 sacks in 1997, and entered the game with the longest active streak of consecutive games with a sack (57), posted two sacks on the afternoon, extending their consecutive games streak to 58. The Saints record runs from the final game of the 1994 season, 12/24, at Denver, through this contest. K Doug Brien converted on 1-1 field goal attempts, and remained perfect on the year, having converted 12-12 field goals and 16-16 PAT.

| | | | | | | | |
|-------------|----|---|----|----|---|----|----|
| New Orleans | -- | 0 | 7 | 10 | 7 | -- | 24 |
| Minnesota | -- | 7 | 10 | 7 | 7 | -- | 31 |

SCORING

| | |
|-------|---|
| Minn. | Carter 14 pass from Johnson (Anderson kick) |
| Minn. | Anderson 28 field goal |
| Minn. | Hoard 4 run (Anderson kick) |
| N.O. | Craver 100 kickoff return (Brien kick) |
| N.O. | Brien field goal |
| Minn. | Smith 61 run (Anderson kick) |
| N.O. | Craver 9 pass from Tolliver (Brien kick) |
| N.O. | Knight 91 interception return (Brien kick) |
| Minn. | Hoard 1 run (Anderson kick) |

TEAM STATISTICS

| | N.O. | Minn. |
|----------------------|---------|---------|
| Total First Downs | 11 | 23 |
| Total Net Yards | 190 | 465 |
| Rushes-Yards | 21-52 | 32-162 |
| Net Yards passing | 138 | 303 |
| Passes (A-C-I) | 16-11-0 | 40-28-2 |
| QB Sacked-Yards | 3-30 | 2-13 |
| Punts-Average | 4-42.5 | 3-45.3 |
| Fumbles-Lost | 1-1 | 0-0 |
| Penalties-Yards Lost | 9-50 | 6-45 |
| Time of Possession | 22:51 | 37:09 |

RUSHING

New Orleans - L. Smith 11-21; Zellars 6-17; Tolliver 3-7; Craver 1-7.
Minnesota - Smith 20-137, 1 TD; Hoard 4-11, 2 TD; Evans 3-9; Palmer 1-4; Johnson 4-1.

PASSING

New Orleans - Tolliver 16-11-0, 168 yds., 1 TD.
Minnesota - Johnson 38-28-2, 316 yds., 1 TD; Cunningham 2-0-0, 0 yds.

RECEIVING

New Orleans - Dawkins 3-44; Craver 2-58, 1 TD; Zellars 2-23; Hastings 2-11; L. Smith 1-18; Poole 1-14.
Minnesota - Glover 9-93; Carter 6-71, 1 TD; Reed 5-90; Palmer 3-18; Hoard 1-19; Smith 1-9; Moss 1-6; DeLong 1-5; Evans 1-5.

SAINTS 24, RAMS 3

November 15 at Superdome (46,430)

The Saints, under the helm of QB Kerry Collins, scored on their first drive of the game, and set the tone for the afternoon, as they built a 24-3 halftime lead that would become the final margin of victory. Collins, in his first start as a Saints quarterback, completed 13-26 for 150 yds. and a TD. K Doug Brien continued his perfect season, converting on 1-1 field goals, giving him 13-13 on the season, and was 3-3 on PAT, giving him 19-19 on the year. The Saints defense was responsible for the remainder of the Saints scoring. CB Tyrone Drakeford picked off Tony Banks second pass of the game and returned it 32 yards for his first NFL touchdown. DT Austin Robbins also posted a TD, his first as a Saint, and second of his NFL career, as he recovered a fumble in the end zone. That marked the first time since 11/29/92, vs. Miami, that the defense posted two TD's in a game. The fumble was caused by DE Jared Tomich, who was part of a Saints front line that posted 7 sacks for 67 yards. DT La'Roi Glover had one of his best days as a professional, recording a career-high 3 sacks for 33 yards and a forced fumble, while Tomich also posted a career-high 2 sacks for 22 yards and a forced fumble. LB Mark Fields again led the defense in tackles, posting 9 (7 solo). The Saints defense, which led the NFL in sacks in 1997 with 59, entered the game with the NFL's longest current streak of consecutive games with a sack (58). They posted 7 on the day, extending their streak to 59, one shy of the NFL-record 68, set by the Dallas Cowboys (10/24/76 - 12/7/80). The Saints record runs from the final game of the 1994 season, 12/24, at Denver, through this contest.

| | | | | | | | |
|-------------|----|----|----|---|---|----|----|
| St. Louis | -- | 3 | 0 | 0 | 0 | -- | 3 |
| New Orleans | -- | 14 | 10 | 0 | 0 | -- | 24 |

SCORING

| | |
|-------|--|
| N.O. | Clelland 10 pass from Collins (Brien kick) |
| N.O. | Drakeford 32 interception return (Brien kick) |
| St.L. | Wilkins 33 field goal |
| N.O. | Brien 26 field goal |
| N.O. | Robbins fumble recovery in end zone (Brien kick) |

TEAM STATISTICS

| | St.L. | N.O. |
|----------------------|---------|---------|
| Total First Downs | 17 | 13 |
| Total Net Yards | 234 | 237 |
| Rushes-Yards | 19-55 | 31-102 |
| Net Yards passing | 179 | 135 |
| Passes (A-C-I) | 37-24-2 | 26-13-0 |
| QB Sacked-Yards | 7-67 | 2-15 |
| Punts-Average | 8-51.8 | 8-40.0 |
| Fumbles-Lost | 2-1 | 2-0 |
| Penalties-Yards Lost | 9-73 | 7-65 |
| Time of Possession | 28:52 | 31:08 |

RUSHING

St. Louis - Moore 11-26; Lee 3-19; Henley 2-4; Banks 2-3; Harris 1-3.
New Orleans - Collins 7-38; Zellars 11-23; L. Smith 7-22; Craver 6-19.

PASSING

St. Louis - Banks 37-24-2, 246 yds.
New Orleans - Collins 26-13-0, 150 yds., 1 TD.

RECEIVING

St. Louis - Lee 7-99; Proehl 7-51; Henley 4-33; Hakim 3-28; Kennison 1-15; Thomas 1-12; Moore 1-8.
New Orleans - Dawkins 3-49; Poole 3-43; Clelland 2-19, 1 TD; L. Smith 2-(-3); Craver 1-26; Hastings 1-15; Zellars 1-1.

49ERS 31, SAINTS 20

November 22 at 3Com Park (68,429)

The Saints, after jumping out to a 10-0 first quarter lead, saw that lead vanish as the San Francisco 49ers scored all 31 of their points on five consecutive possessions in the second and third quarters, as the Saints fell, 31-20, before a crowd of 68,429 at 3Com Park. QB Kerry Collins remained consistent in his second start as a Saint, completing 22-44 for 328 yards. The Saints entered the second half down 14-13, on the momentum of a Doug Brien 22-yard field goal as the first half expired, but saw that early enthusiasm slip away, as the defense gave up an 81-yard touchdown pass from Steve Young to Garrison Hearst on the first play from scrimmage in the second half. Saints K Doug Brien was 2-3 on the day, snapping a streak of 13 consecutive field goals entering the game. He hit on his first attempt, extending his career-best to 14, but hit his next attempt, a 53-yarder, just short. LB Mark Fields led the Saints in tackles for the third consecutive week, posting 11 total (10 solo) and a sack for 0 yds. S Chad Cota also had a big game, recording five total tackles, an interception for 9 yards and a forced fumble. DE Jared Tomich had 3 tackles, including a one-yard sack, a forced fumble and a fumble recovery. The Saints defense continued its string of consecutive games with a sack, posting three on the day, extending the string to 60 consecutive games, the longest active streak in the NFL, and the longest streak this decade, and tied for the third-longest streak in NFL history, with the Dallas Cowboys, who recorded a sack in 68 consecutive games from 10/24/76 - 12/7/80.

| | | | | | | | |
|---------------|----|----|----|----|---|----|----|
| New Orleans | -- | 10 | 3 | 0 | 7 | -- | 20 |
| San Francisco | -- | 0 | 14 | 17 | 0 | -- | 31 |

SCORING

| | |
|------|---|
| N.O. | Brien 47 field goal |
| N.O. | Collins 1 run (Brien kick) |
| S.F. | Owens 8 pass from Young (Rickey kick) |
| S.F. | Owens 8 pass from Young (Rickey kick) |
| N.O. | Brien 22 field goal |
| S.F. | Hearst 81 pass from Young (Rickey kick) |
| S.F. | Rice 8 pass from Young (Rickey kick) |
| S.F. | Rickey 45 field goal |
| N.O. | Craver 1 run (Brien kick) |

TEAM STATISTICS

| | N.O. | S.F. |
|----------------------|---------|---------|
| Total First Downs | 23 | 23 |
| Total Net Yards | 401 | 443 |
| Rushes-Yards | 17-90 | 34-154 |
| Net Yards passing | 311 | 289 |
| Passes (A-C-I) | 44-22-2 | 31-22-1 |
| QB Sacked-Yards | 4-17 | 3-1 |
| Punts-Average | 2-33.5 | 3-43.7 |
| Fumbles-Lost | 4-2 | 2-2 |
| Penalties-Yards Lost | 4-22 | 11-125 |
| Time of Possession | 25:12 | 34:48 |

RUSHING

New Orleans - Collins 6-30, 1 TD; L. Smith 4-28; Craver 4-23, 1 TD; Zellars 2-8; T. Davis 1-1.
San Francisco - Hearst 25-90; Young 5-35; Owens 1-18; Kirby 1-8; Edwards 2-3.

PASSING

New Orleans - Collins 44-22-2, 328 yds.
San Francisco - Young 31-22-1, 290 yds., 4 TD.

RECEIVING

New Orleans - Dawkins 8-148; Clelland 4-50; L. Smith 3-34; Poole 2-38; Hastings 2-30; Farquhar 1-13; Bech 1-8; Craver 1-7.
San Francisco - Stokes 6-72; Hearst 4-103, 1 TD; Owens 4-42, 2 TD; Rice 3-27, 1 TD; Kirby 2-21; Edwards 2-15; Clark 1-10.

DOLPHINS 30, SAINTS 10

November 29 at Pro Player Stadium (73,216)

The Saints, after jumping out to a 10-3 second quarter lead, saw an early lead overcome for the second week in a row, as the Miami Dolphins scored 27 unanswered points, before a crowd of 73,216, at Pro Player Stadium. QB Kerry Collins completed 9-24 passes for 110 yards, but was sacked 6 times for 40 yards. The Saints averaged 5.1 yards per attempt on the ground, led by Collins, who had 35 yards on 5 carries. S Rob Kelly gave the Saints a 10-3 lead, as he intercepted a second-quarter Dan Marino pass and returned it 79 yards for his first career touchdown. It also gave the Saints their sixth defensive touchdown of 1998, tying a team record set in 1992. K Doug Brien continued with his best kicking effort of his career, converting on 1-1 field goal attempts, from 43 yards. Brien has converted a career-best 94.1% of his field goals in 1998. LB Mark Fields led the Saints in tackles for the fourth consecutive week, posting 10 total (3 solo). The game also saw Dan Marino, who entered the game with 398 career touchdown passes, move past the 400 career passing TD mark, throwing three on the day, all to O.J. McDuffie. The Saints defense saw its consecutive games with a sack string snapped at 60, which was the longest active streak in the NFL, and the longest streak this decade. The Saints are tied with the Washington Redskins for the third-longest streak in NFL history.

| | | | | | | | |
|-------------|----|---|----|---|----|----|----|
| New Orleans | -- | 3 | 7 | 0 | 0 | -- | 10 |
| Miami | -- | 0 | 13 | 3 | 14 | -- | 30 |

SCORING

| | |
|------|---|
| N.O. | Brien 43 field goal |
| Mia. | Mare 27 field goal |
| N.O. | Kelly 79 interception return (Brien kick) |
| Mia. | McDuffie 22 pass from Marino (Mare kick) |
| Mia. | Mare 32 field goal |
| Mia. | Mare 34 field goal |
| Mia. | McDuffie 7 pass from Marino (Mare kick) |
| Mia. | McDuffie 9 pass from Marino (Mare kick) |

TEAM STATISTICS

| | N.O. | Mia. |
|----------------------|--------|---------|
| Total First Downs | 11 | 24 |
| Total Net Yards | 157 | 375 |
| Rushes-Yards | 17-87 | 38-120 |
| Net Yards passing | 70 | 255 |
| Passes (A-C-I) | 24-9-3 | 40-22-1 |
| QB Sacked-Yards | 6-40 | 0-0 |
| Punts-Average | 7-49.6 | 6-43.8 |
| Fumbles-Lost | 2-1 | 1-0 |
| Penalties-Yards Lost | 4-50 | 6-51 |
| Time of Possession | 20:15 | 39:45 |

RUSHING

New Orleans - Collins 5-35; Craver 3-27; Perry 2-22; L. Smith 7-3.
Miami - Abdul-Jabbar 18-72; Avery 14-39; Pritchett 2-6; Doxzon 1-3; Marino 3-0.

PASSING

New Orleans - Collins 24-9-3, 110 yds.
Miami - Marino 40-22-1, 255 yds., 3 TD.

RECEIVING

New Orleans - Dawkins 2-24; Hastings 2-19; Craver 2-18; Clelland 1-29; Bech 1-17; L. Smith 1-3.
Miami - McDuffie 9-102, 3 TD; Gadsden 4-60; Thomas 4-37; Drayton 2-27; Abdul-Jabbar 2-10; Jacquet 1-19.

SAINTS 22, COWBOYS 3 December 6 Superdome (65,065)

The Saints, led by a version of the old Chicago Bears defense, manhandled the Dallas Cowboys, 22-3, before a crowd of 65,065 at the Superdome. The Saints have not allowed a home opponent to score a touchdown since October 11. The Saints held the Cowboys to the lowest rushing total in their history, limiting them to just eight yards on 18 carries. Seven of the Cowboys' 18 rushes went for negative yardage. It was the second-best defensive rushing performance in Saints history. The 3 points scored by the Cowboys were their lowest total in over seven years, when they lost 24-0, at Dallas to the Philadelphia Eagles, 9/15/91. RDT La'Roi Glover and RDE Joe Johnson put the pressure on QB Troy Aikman all day, with Glover registering the Saints 2 sacks on the day, and pressuring Aikman into throwing the ball away while in his own end zone, giving the Saints a safety on the Cowboys second play from scrimmage for a 2-0 lead. The Cowboys managed a first-quarter field goal for their only scoring of the game. The entire Saints defense pressured Aikman and limited him to just 174 net passing yards. QB Kerry Collins completed 16-28 passes for 239 yards, with two touchdowns and one interception. The Saints also ran for over 100 yards, going for 113 on the ground, for the first time since game 10, vs. St. Louis. The Saints are now 4-0 in 1998 in contests in which they gain over 100 yards on the ground. WR Andre Hastings had a career-day, catching 4 passes for a career-best 122 yards and a touchdown. The touchdown came on an 89-yard touchdown pass from Collins, which was tied the longest TD pass in team history and marked a career-best for Hastings. K Doug Brien continued with his best kicking effort of his career, converting on 2-2 field goal attempts, both from 53 yards out. Brien has converted a career-best 94.7% of his kicks (18-19) in 1998. CB Tyrone Drakeford led the Saints in tackles, posting 6 (all solo).

| | | | | | | | |
|-------------|---|---|----|---|---|---|----|
| Dallas | - | 3 | 0 | 0 | 0 | - | 3 |
| New Orleans | - | 2 | 17 | 3 | 0 | - | 22 |

SCORING

| | |
|-------|---|
| N.O. | Safety, intentional grounding in end zone on Aikman |
| Dall. | Cunningham 33 field goal |
| N.O. | Craver 4 pass from Collins (Brien kick) |
| N.O. | Hastings 89 pass from Collins (Brien kick) |
| N.O. | Brien 53 field goal |
| N.O. | Brien 53 field goal |

TEAM STATISTICS

| | Dall. | N.O. |
|----------------------|---------|---------|
| Total First Downs | 10 | 17 |
| Total Net Yards | 182 | 328 |
| Rushes-Yards | 18-8 | 36-113 |
| Net Yards passing | 174 | 215 |
| Passes (A-C-I) | 32-16-0 | 28-16-1 |
| QB Sacked-Yards | 2-18 | 2-24 |
| Punts-Average | 7-45.6 | 3-51.0 |
| Fumbles-Lost | 2-0 | 2-1 |
| Penalties-Yards Lost | 9-84 | 7-37 |
| Time of Possession | 25:47 | 34:13 |

RUSHING

Dallas - E. Smith 15-6; S. Williams 2-2; Aikman 1-0.
New Orleans - Perry 12-38; T. Davis 13-36; Hastings 1-16; Craver 5-14; Collins 4-10; L. Smith 1-1.

PASSING

Dallas - Aikman 32-16-0, 192 yds.
New Orleans - Collins 28-16-1, 239 yds., 2 TD.

RECEIVING

Dallas - Irvin 5-74; Jeffers 3-40; B. Davis 3-36; S. Williams 3-26; LeFleur 1-12; Bjornson 1-4.
New Orleans - Craver 5-19, 1 TD; Hastings 4-122, 1 TD; Guilford 4-62; Dawkins 2-27; T. Davis 1-9.

FALCONS 27, SAINTS 17 December 13 at Superdome (61,678)

The Saints, who held their playoff fate in their own hands, fell to the Atlanta Falcons, 27-17, before a crowd of 61,678 at the Superdome. The 27 points scored by the Falcons marked the first time since 10/11/98 that the Saints allowed a home opponent to score more than 3 points in a game. The Saints allowed the most total yards under Mike Ditka's tenure, as the Falcons ran up 504 yards of total offense, marking the first time since 11/19/95, when Minnesota piled up 544. Just one week after holding Dallas to the lowest rushing total in their history (8 yds.), Atlanta rushed for 182 on the ground, the most given up by the Saints this year. Despite the yardage totals, the Saints defense kept the team in the game, providing two touchdowns, one on a 63-yard interception return by CB Fred Weary, who recorded the first two interceptions of his career, and one on a 36-yard fumble return by LB Mark Fields, following a Keith Mitchell sack of Falcons QB Chris Chandler. Those two defensive touchdowns helped the Saints set a team record with 8 defensive touchdowns in 1998, eclipsing the previous high of 6, set in 1992. RDE Joe Johnson led the Saints with 8 tackles (all solo) on the day, and recorded one of the Saints' 3 total sacks, for an 8-yard loss. LB Keith Mitchell recorded a 13-yard sack and forced a fumble on the play, which Fields took to the end zone. S Chris Hewitt also posted a sack for a 2-yard loss. QB Kerry Collins, who completed 6-14 for 87 yards, threw three early interceptions and fumbled once, and was replaced by QB Billy Joe Tolliver, who led the Saints to their only offensive score of the day, a 36-yard Doug Brien field goal. Brien has now connected on 19-20 on the year. Tolliver was 12-23 for 82 yards in just over two quarters of play. K Doug Brien continued with the best kicking effort of his career, converting on 1-1 field goal attempts, from 36-yards out.

| | | | | | | | |
|-------------|---|----|---|---|----|---|----|
| Atlanta | - | 14 | 3 | 0 | 10 | - | 27 |
| New Orleans | - | 0 | 7 | 7 | 3 | - | 17 |

SCORING

| | |
|------|--|
| Atl. | Christian 1 run (Andersen kick) |
| Atl. | Mathis 62 pass from Chandler (Andersen kick) |
| N.O. | Weary 63 interception return (Brien kick) |
| Atl. | Andersen 49 field goal |
| N.O. | Fields 36 fumble return (Brien kick) |
| Atl. | Andersen 33 field goal |
| N.O. | Brien 36 field goal |
| Atl. | Mathis 63 pass from Chandler (Andersen kick) |

TEAM STATISTICS

| | Atl. | N.O. |
|----------------------|---------|---------|
| Total First Downs | 25 | 15 |
| Total Net Yards | 504 | 216 |
| Rushes-Yards | 37-182 | 18-52 |
| Net Yards passing | 322 | 164 |
| Passes (A-C-I) | 28-19-2 | 38-18-3 |
| QB Sacked-Yards | 3-23 | 1-5 |
| Punts-Average | 4-37.8 | 4-40 |
| Fumbles-Lost | 1-1 | 1-1 |
| Penalties-Yards Lost | 9-87 | 4-40 |
| Time of Possession | 35:12 | 24:48 |

RUSHING

Atlanta - Anderson 27-148; Chandler 5-24; Christian 4-11, 1 TD; Oxendine 1-(-1).
New Orleans - Craver 5-20; Perry 5-14; Tolliver 1-13; L. Smith 4-5; T. Davis 3-0.

PASSING

Atlanta - Chandler 28-19-2, 345 yds., 2 TD.
New Orleans - Tolliver 23-12-0, 82 yds.; Collins 14-6-3, 87 yds.; L. Smith 1-0-0, 0 yds.

RECEIVING

Atlanta - T. Martin 8-109; Mathis 6-198, 2 TD; Christian 2-11; Santiago 1-19; Anderson 1-4; Kinchen 1-4.
New Orleans - Dawkins 4-56; Guilford 3-23; Poole 2-27; Hastings 2-21; L. Smith 2-21; Craver 2-7; Cleeland 2-3; Bech 1-11.

CARDINALS 19, SAINTS 17 December 20 Sun Devil Stadium (51,617)

The Saints traveled to Sun Devil Stadium and were defeated by the Arizona Cardinals, 19-17, on a last-second Chris Jacke 36-yd. field goal, his fourth of the day. The loss by New Orleans eliminated them from playoff contention. Both teams entered the day in control of their own playoff destiny by virtue of Tampa Bay's loss on Saturday to the Washington Redskins. S Sammy Knight led a defensive effort that continues to put up amazing numbers. Knight intercepted a second-quarter Jake Plummer pass and returned it 39 yards for a touchdown, his second return for a score this season. The interception gives Knight a career-high 6 interceptions in 1998, and the score adds to the defense's club-record for defensive touchdowns, now at 9, eclipsing the previous club record of 6, set in 1992. Knight also led all Saints with 10 tackles and recovered a fumble in the end zone, preventing a Cardinals touchdown. The Saints, after allowing their first 500+ yard defensive effort under Mike Ditka just one week prior, allowed their second, giving up 513 yards to the Cardinals offense. QB Kerry Collins was steady at the helm, completing 25-43 for 265 yards and a touchdown, connecting with TE Cameron Cleeland on a 13-yd. scoring strike with just over a minute to play. Unfortunately, the Saints left Plummer a little too much time to work with, as he drove the Cardinals offense from their own 8 to the Saints 40 in just two plays. Following a 21-yd. scamper, Plummer put the ball close enough for Jacke, who had already missed one field goal earlier in the game. K Doug Brien continued with the best kicking effort of his career, converting on 1-2 field goal attempts, from 28-yards out. Brien has converted a career-best 90.9% of his kicks (20-22) in 1998.

| | | | | | | | |
|-------------|---|---|----|---|---|---|----|
| New Orleans | - | 0 | 10 | 0 | 7 | - | 17 |
| Arizona | - | 3 | 3 | 7 | 6 | - | 19 |

SCORING

| | |
|-------|--|
| Ariz. | Jacke 21 field goal |
| N.O. | Knight 39 interception return (Brien kick) |
| Ariz. | Jacke 38 field goal |
| N.O. | Brien 28 field goal |
| Ariz. | Murrell 21 run (Jacke kick) |
| Ariz. | Jacke 46 field goal |
| N.O. | Cleeland 13 pass from Collins (Brien kick) |
| Ariz. | Jacke 36 field goal |

TEAM STATISTICS

| | N.O. | Ariz. |
|----------------------|---------|---------|
| Total First Downs | 18 | 28 |
| Total Net Yards | 320 | 513 |
| Rushes-Yards | 22-82 | 26-119 |
| Net Yards passing | 238 | 394 |
| Passes (A-C-I) | 43-25-0 | 44-32-1 |
| QB Sacked-Yards | 4-27 | 0-0 |
| Punts-Average | 5-50.4 | 2-31.5 |
| Fumbles-Lost | 3-1 | 2-2 |
| Penalties-Yards Lost | 10-65 | 7-40 |
| Time of Possession | 29:57 | 30:03 |

RUSHING

New Orleans - Craver 7-45; L. Smith 13-41; Collins 1-0; Perry 1-(-4).
Arizona - Murrell 19-65, 1 TD; Plummer 4-38; Centers 2-15; Sanders 1-1.

PASSING

New Orleans - Collins 43-25-0, 265 yds., 1 TD.
Arizona - Plummer 44-32-1, 394 yds.

RECEIVING

New Orleans - Dawkins 7-77; Cleeland 7-71, 1 TD; L. Smith 4-46; Craver 3-14; Hastings 2-24; Poole 1-20; Guilford 1-13.
Arizona - Sanders 10-138; Moore 9-97; Centers 5-55; Metcalf 3-49; McWilliams 2-36; Murrell 2-8; Gedney 1-11.

BILLS 45, SAINTS 33 December 27 at Superdome (39,707)

The Saints matched their 1997 record of 6-10, dropping a 45-33 contest to the Buffalo Bills at the Superdome. The loss was just the Saints third in their final game of the season in the last 10 years. The Saints fell behind early, 28-0, thanks to Buffalo touchdowns on their first three possessions, and by Buffalo scoring another TD just into the second quarter. The Saints cut that lead in half, when QB Billy Joe Tolliver, replacing an ineffective Kerry Collins, led the Saints to two second quarter touchdowns and sparked a New Orleans comeback. RB Troy Davis scored his first rushing touchdown as a professional, from 1 yard out, and RB Aaron Craver added another rushing TD, his also from a yard out. WR Brett Bech enjoyed the best day of his professional career, nearly bringing the Saints back from defeat. Bech posted only 4 receptions, but two of them were for touchdowns, one from 10 yards out in the third quarter to bring the Saints within 10 points, and one on a career-best 72-yard reception, that he made after outjumping two defenders and outracing one of them after the catch. He then recovered an onside kick and narrowly missed a third touchdown reception, that would have made him only the second person in team history to accomplish that feat (equalling offensive coordinator and former Saints wide receiver Danny Abramowicz). Rookie TE Cameron Cleeland also posted the best receiving day of his career, giving him the team lead in receptions for the season. Cleeland hauled in 10 passes for 112 yards, including a 5-yard touchdown pass. Rookie RB Wilmont Perry, starting his second NFL game, also enjoyed career numbers. Perry gained 45 yards on 9 carries, and equalled his season-best with a 19-yard run in the second quarter. Rookie LB Chris Bordano led the defensive charge, posting 9 tackles on the day (8 solo), including his first career sack, for a 2-yard loss. LB Mark Fields had 8 tackles on the day (6 solo) and a sack for 8 yards.

| | | | | | | | |
|-------------|---|----|----|---|----|---|----|
| Buffalo | - | 21 | 7 | 3 | 14 | - | 45 |
| New Orleans | - | 0 | 14 | 7 | 12 | - | 33 |

SCORING

| | |
|-------|--|
| Buff. | A. Smith 1 run (Christie kick) |
| Buff. | Moulds 66 pass from R. Johnson (Christie kick) |
| Buff. | R. Johnson 12 run (Christie kick) |
| Buff. | Gash 1 pass from R. Johnson (Christie kick) |
| N.O. | T. Davis 1 run (Brien kick) |
| N.O. | Cleeland 5 pass from Tolliver (Brien kick) |
| Buff. | Christie 35 field goal |
| Buff. | Bech 10 pass from Tolliver |
| Buff. | L. Johnson 23 pass from R. Johnson (Christie kick) |
| Buff. | Linton 8 run (Christie kick) |
| N.O. | Craver 1 run (2 pt. Attempt failed (Tolliver pass incomplete)) |
| N.O. | Bech 72 pass from Tolliver (2 pt. Attempt failed (Tolliver pass to Cleeland incomplete)) |

TEAM STATISTICS

| | Buff. | N.O. |
|----------------------|---------|---------|
| Total First Downs | 21 | 26 |
| Total Net Yards | 308 | 366 |
| Rushes-Yards | 33-130 | 19-75 |
| Net Yards passing | 178 | 291 |
| Passes (A-C-I) | 18-12-0 | 54-26-2 |
| QB Sacked-Yards | 5-38 | 4-28 |
| Punts-Average | 3-39.3 | 4-50.3 |
| Fumbles-Lost | 1-0 | 2-1 |
| Penalties-Yards Lost | 10-77 | 6-45 |
| Time of Possession | 29:26 | 30:34 |

RUSHING

Buffalo - Linton 13-60, 1 TD; A. Smith 12-42, 1 TD; R. Johnson 4-23, 1 TD; P.B. Williams 2-5; Gash 1-1;
Van Pelt 1-(-1).
New Orleans - Perry 9-45; Tolliver 2-21; Craver 5-8, 1 TD; T. Davis 3-1, 1 TD.

PASSING

Buffalo - R. Johnson 18-12-0, 216 yds., 3 TD.
New Orleans - Tolliver 42-23-1, 296 yds., 3 TD; Collins 12-3-1, 23 yds.

RECEIVING

Buffalo - Riemersma 3-26; Moulds 2-90, 1 TD; Reed 2-20; K. Williams 2-19; Early 1-37; L. Johnson 1-23, 1 TD; Gash 1-1, 1 TD.
New Orleans - Cleeland 10-112, 1 TD; Bech 4-113, 2 TD; Craver 3-16; Guilford 2-26; Hastings 2-17; L. Smith 2-11; Dawkins 1-11; Wilcox 1-10; Perry 1-2.

SAINTS 1998 STATISTICS

WON 6, LOST 10

| | | | |
|---------|-------|--------------------|--------|
| 9/6 W | 24-17 | at St. Louis | 56,943 |
| 9/13 W | 19-14 | Carolina | 51,915 |
| 9/27 W | 19-13 | OT at Indianapolis | 48,480 |
| 10/4 L | 27-30 | New England | 56,172 |
| 10/11 L | 0-31 | San Francisco | 62,811 |
| 10/18 L | 23-31 | at Atlanta | 60,774 |
| 10/25 W | 9-3 | Tampa Bay | 52,695 |
| 11/1 L | 17-31 | at Carolina | 62,514 |
| 11/8 L | 24-31 | at Minnesota | 63,779 |
| 11/15 W | 24-3 | St. Louis | 46,430 |
| 11/22 L | 20-31 | at San Francisco | 68,429 |
| 11/29 L | 10-30 | at Miami | 73,216 |
| 12/6 W | 22-3 | Dallas | 65,065 |
| 12/13 L | 17-27 | Atlanta | 61,678 |
| 12/20 L | 17-19 | at Arizona | 51,617 |
| 12/27 L | 33-45 | Buffalo | 39,707 |

| | N.O. | OPP. |
|---------------------|---------|----------|
| TOTAL FIRST DOWNS | 258 | 326 |
| Rushing | 67 | 86 |
| Passing | 165 | 208 |
| Penalty | 26 | 32 |
| 3rd Down: Made/Att. | 77/215 | 99/226 |
| 3rd Down: Pct. | 35.8 | 43.8 |
| 4th Down: Made/Att. | 6/17 | 4/9 |
| 4th Down: Pct. | 35.3 | 44.4 |
| POSSESSION AVG. | 28:03 | 31:57 |
| TOTAL NET YARDS | 4463 | 5668 |
| Avg. Per Game | 278.9 | 354.3 |
| Total Plays | 966 | 1053 |
| Avg. Per Play | 4.6 | 5.4 |
| NET YARDS RUSHING | 1325 | 1700 |
| Avg. Per Game | 82.8 | 106.3 |
| Total Rushes | 374 | 467 |
| NET YARDS PASSING | 3138 | 3968 |
| Avg. Per Game | 196.1 | 248.0 |
| Sacked/Yards Lost | 57/376 | 47/288 |
| Gross Yards | 3514 | 4256 |
| Att./Completions | 535/278 | 539/328 |
| Completion Pct. | 52.0 | 60.9 |
| Had Intercepted | 19 | 21 |
| PUNTS/AVERAGE | 90/45.4 | 75/43.5 |
| NET PUNTING AVG. | 90/35.8 | 75/36.7 |
| PENALTIES/YARDS | 121/928 | 132/1164 |
| FUMBLES/BALL LOST | 28/14 | 24/11 |
| TOUCHDOWNS | 35 | 40 |
| Rushing | 6 | 13 |
| Passing | 19 | 24 |
| Returns | 10 | 3 |

SCORE BY PERIODS

| | Q1 | Q2 | Q3 | Q4 | OT | PTS. |
|--------|----|-----|----|----|----|------|
| SAINTS | 50 | 125 | 41 | 83 | 6 | 305 |
| OPP. | 74 | 126 | 74 | 85 | 0 | 359 |

SCORING

| | TD | Ru | Pa | RT | PAT | FG | S | PTS. |
|---------------|----|----|----|----|-------|----|-------|------|
| Brien | 0 | 0 | 0 | 0 | 31/31 | 0 | 20/22 | 91 |
| Cleeland | 6 | 0 | 0 | 0 | 0 | 0 | 0 | 36 |
| Craver | 5 | 2 | 2 | 1 | 0 | 0 | 0 | 30 |
| Bech | 3 | 0 | 3 | 0 | 0 | 0 | 0 | 18 |
| Hastings | 3 | 0 | 3 | 0 | 0 | 0 | 0 | 18 |
| L. Smith | 3 | 1 | 2 | 0 | 0 | 0 | 0 | 18 |
| Knight | 2 | 0 | 0 | 2 | 0 | 0 | 0 | 12 |
| Poole | 2 | 0 | 2 | 0 | 0 | 0 | 0 | 12 |
| Collins LG | 1 | 1 | 0 | 0 | 0 | 0 | 0 | 8 |
| Collins TM | 1 | 1 | 0 | 0 | 0 | 0 | 0 | 8 |
| T. Davis | 1 | 1 | 0 | 0 | 0 | 0 | 0 | 6 |
| Dawkins | 1 | 0 | 1 | 0 | 0 | 0 | 0 | 6 |
| Drakeford | 1 | 0 | 0 | 1 | 0 | 0 | 0 | 6 |
| Fields | 1 | 0 | 0 | 1 | 0 | 0 | 0 | 6 |
| J. Johnson | 1 | 0 | 0 | 1 | 0 | 0 | 0 | 6 |
| Kelly | 1 | 0 | 0 | 1 | 0 | 0 | 0 | 6 |
| Kei. Mitchell | 1 | 0 | 0 | 1 | 0 | 0 | 0 | 6 |
| Robbins | 1 | 0 | 0 | 1 | 0 | 0 | 0 | 6 |

| | | | | | | |
|-------------|--------------------|-----|------|-----|-------|-------|
| Weary | 1 | 0 | 0 | 1 | 0 | 6 |
| Zellers TM | 1 | 1 | 0 | 0 | 0 | 6 |
| Martin | 0 | 0 | 0 | 0 | 1 | 2 |
| Wuerffel | 0 | 0 | 0 | 0 | 0 | 0 |
| TEAM | 35 | 6 | 19 | 10 | 31/31 | 20/22 |
| OPP. | 40 | 13 | 24 | 3 | 39/39 | 26/33 |
| 2 Pt. Conv. | Collins (LG), TEAM | 0-3 | OPP. | 1-1 | | |

SACKS: Glover 10.0, J. Johnson 7.0, Fields 6.0, Tomich 6.0, Martin 3.0, Kei. Mitchell 2.5, Kev. Mitchell 2.5, Cherry 2.0, Cota 2.0, Hewitt 2.0, Aleaga 1.0, Bordano 1.0, Robbins 1.0, Wilson 1.0.

SAINTS47.0
OPPONENTS57.0

RUSHING

| | No. | Yds. | Avg. | Long | TD |
|------------|-----|------|------|------|----|
| L. Smith | 138 | 457 | 3.3 | 33 | 1 |
| Craver | 45 | 180 | 4.0 | 25 | 2 |
| Zellers TM | 56 | 162 | 2.9 | 15t | 1 |
| Collins LG | 30 | 153 | 5.1 | 20 | 1 |
| Collins TM | 23 | 113 | 4.9 | 20 | 1 |
| T. Davis | 55 | 143 | 2.6 | 14 | 1 |
| Perry | 30 | 122 | 4.1 | 19 | 0 |
| Wuerffel | 11 | 60 | 5.5 | 18 | 0 |
| Tolliver | 11 | 43 | 3.9 | 16 | 0 |
| Hastings | 3 | 32 | 10.7 | 16 | 0 |
| Hobert | 2 | 13 | 6.5 | 14 | 0 |
| TEAM | 374 | 1325 | 3.5 | 33 | 6 |
| OPP. | 467 | 1700 | 3.6 | 61t | 13 |

RECEIVING

| | No. | Yds. | Avg. | Long | TD |
|------------|-----|------|------|------|----|
| Cleeland | 54 | 684 | 12.7 | 53 | 6 |
| Dawkins | 53 | 823 | 15.5 | 64t | 1 |
| Hastings | 35 | 455 | 13.0 | 89t | 3 |
| Craver | 33 | 214 | 6.5 | 49 | 2 |
| Poole | 24 | 509 | 21.2 | 82t | 2 |
| L. Smith | 24 | 249 | 10.4 | 35t | 2 |
| T. Davis | 16 | 99 | 6.2 | 19 | 0 |
| Bech | 14 | 264 | 18.9 | 72t | 3 |
| Guilford | 10 | 124 | 12.4 | 24 | 0 |
| Zellers TM | 10 | 50 | 5.0 | 14 | 0 |
| Farquhar | 1 | 13 | 13.0 | 13 | 0 |
| Slutzker | 1 | 10 | 10.0 | 10 | 0 |
| Wilcox | 1 | 10 | 10.0 | 10 | 0 |
| T. Johnson | 1 | 8 | 8.0 | 8 | 0 |
| Perry | 1 | 2 | 2.0 | 2 | 0 |
| Collins LG | 1 | -2 | -2.0 | -2 | 0 |
| TEAM | 278 | 3514 | 12.6 | 89t | 19 |
| OPP. | 328 | 4256 | 13.0 | 81t | 24 |

KICKOFF RETURNS

| | No. | Yds. | Avg. | Long | TD |
|----------|-----|------|------|------|----|
| Ismail | 28 | 590 | 21.1 | 39 | 0 |
| Guilford | 18 | 431 | 23.9 | 34 | 0 |
| Craver | 7 | 212 | 30.3 | 100t | 1 |
| Little | 4 | 64 | 16.0 | 20 | 0 |
| T. Davis | 2 | 21 | 10.5 | 19 | 0 |
| Bech | 1 | 20 | 20.0 | 20 | 0 |
| Hastings | 1 | 16 | 16.0 | 16 | 0 |
| Tomich | 1 | 0 | 0.0 | 0 | 0 |
| TEAM | 62 | 1354 | 21.8 | 100t | 1 |
| OPP. | 52 | 1128 | 21.7 | 51 | 0 |

INTERCEPTIONS

| | No. | Yds. | Avg. | Long | TD |
|-----------|-----|------|------|------|----|
| Knight | 6 | 171 | 28.5 | 91t | 2 |
| Drakeford | 4 | 76 | 19.0 | 32t | 1 |
| Cota | 4 | 16 | 4.0 | 9 | 0 |
| Kelly | 2 | 104 | 52.0 | 79t | 1 |
| Weary | 2 | 64 | 32.0 | 63t | 1 |
| Molden | 2 | 35 | 17.5 | 24 | 0 |
| Glover | 1 | 0 | 0.0 | 0 | 0 |
| TEAM | 21 | 466 | 22.2 | 91t | 5 |
| OPP. | 19 | 186 | 9.8 | 56t | 3 |

PUNTING

| | No. | Yds | Avg | Net | TB | In | Lg | B |
|--------|-----|------|------|------|----|----|----|---|
| Royals | 88 | 4017 | 45.6 | 36.0 | 10 | 26 | 64 | 0 |
| Brien | 2 | 72 | 36.0 | 26.0 | 1 | 0 | 37 | 0 |
| TEAM | 90 | 1089 | 45.4 | 35.8 | 11 | 26 | 64 | 0 |
| OPP. | 75 | 3263 | 43.5 | 36.7 | 5 | 18 | 64 | 0 |

PUNT RETURNS

| | Ret | FC | Yds | Avg | Long | TD |
|----------|-----|----|-----|------|------|----|
| Hastings | 22 | 17 | 307 | 14.0 | 76 | 0 |
| Guilford | 10 | 7 | 101 | 10.1 | 40 | 0 |
| TEAM | 32 | 24 | 408 | 12.8 | 76 | 0 |
| OPP. | 53 | 5 | 649 | 12.2 | 55 | 0 |

PASSING

| | Att. | Cmp | Yds | Cmp% | Yds/Att | TD | TD% |
|------------|------|-----|------|------|---------|----|------|
| Collins LG | 353 | 170 | 2213 | 48.2 | 6.27 | 12 | 3.4 |
| Collins TM | 191 | 94 | 1202 | 49.2 | 6.29 | 4 | 2.1 |
| Tolliver | 199 | 110 | 1427 | 55.3 | 7.17 | 8 | 4.0 |
| Wuerffel | 119 | 62 | 695 | 52.1 | 5.84 | 5 | 4.2 |
| Hobert | 23 | 11 | 170 | 47.8 | 7.39 | 1 | 4.3 |
| L. Smith | 2 | 1 | 20 | 50.0 | 10.0 | 1 | 50.0 |
| Craver | 1 | 0 | 0 | 0.0 | 0.0 | 0 | 0.0 |
| TEAM | 535 | 278 | 3514 | 52.0 | 6.57 | 19 | 3.6 |
| OPPONENTS | 539 | 328 | 4256 | 60.9 | 7.90 | 24 | 4.5 |

DEFENSIVE STATS

| | Tkl | Asst | Tot | Sack | Yds | Int | Yds | PD | FR | FF |
|---------------|-----|------|-----|------|------|-----|-----|----|----|----|
| M. Fields | 82 | 27 | 109 | 6 | 29 | | | 5 | 1 | 1 |
| C. Cota | 71 | 25 | 96 | 2 | 9 | 4 | 16 | 5 | 1 | 1 |
| T. Drakeford | 65 | 11 | 76 | | | 4 | 76 | 14 | | |
| S. Knight | 62 | 13 | 75 | | | 6 | 171 | 9 | 2 | |
| J. Johnson | 54 | 16 | 70 | 7 | 31 | | | 1 | 1 | 1 |
| L. Glover | 59 | 8 | 67 | 10 | 83 | 1 | 0 | 1 | 3 | |
| Kei. Mitchell | 42 | 24 | 66 | 2.5 | 20.5 | | | 3 | 4 | |
| A. Molden | 54 | 8 | 62 | | | 2 | 35 | 15 | 2 | |
| C. Bordano | 46 | 16 | 62 | 1 | 2 | | | | | |
| Kev. Mitchell | 31 | 25 | 56 | 2.5 | 9.5 | | | 1 | 2 | |
| W. Martin | 38 | 8 | 46 | 3 | 19 | | | 9 | 1 | |
| F. Weary | 28 | 6 | 34 | | | 2 | 64 | 2 | | |
| R. Kelly | 22 | 9 | 31 | | | 2 | 104 | 4 | | |
| J. Cherry | 23 | 4 | 27 | 2 | 19 | | | 6 | | |
| J. Tomich | 21 | 5 | 26 | 6 | 27 | | | 1 | 1 | 2 |
| I. Aleaga | 8 | 5 | 13 | 1 | 14 | | | 1 | 1 | 2 |
| B. Smith | 10 | 2 | 12 | | | | | | | |
| T. Wilson | 9 | 3 | 12 | 1 | 9 | | | | | |
| C. Hewitt | 9 | 2 | 11 | 2 | 11 | | | | | |
| A. Robbins | 6 | 5 | 11 | 1 | 5 | | | 1 | 1 | |
| V. Smith | 4 | 0 | 4 | | | | | | | |
| D. Davis | 2 | 2 | 4 | | | | | | | |
| R. Warner | 2 | 2 | 4 | | | | | | | |
| S. Dawkins | 3 | 0 | 3 | | | | | | | |
| T. Ackerman | 2 | 0 | 2 | | | | | | | |
| K. Poole | 2 | 0 | 2 | | | | | | | |
| C. Cleeland | 1 | 1 | 2 | | | | | 2 | | |
| J. Pittman | 0 | 2 | 2 | | | | | | | |
| L. Smith | 1 | 0 | 1 | | | | | | | |
| C. Jones | 1 | 0 | 1 | | | | | 1 | | |
| T. Davis | 1 | 0 | 1 | | | | | | | |
| K. Collins | 1 | 0 | 1 | | | | | | | |
| C. Naeole | 1 | 0 | 1 | | | | | 2 | | |
| A. Craver | 1 | 0 | 1 | | | | | 1 | | |
| E. Guilford | 1 | 0 | 1 | | | | | | | |
| K. Turley | 1 | 0 | 1 | | | | | | | |
| A. Hastings | 0 | 1 | 1 | | | | | | | |
| D. Wuerffel | | | | | | | | | | |
| A. McCollum | | | | | | | | | | |

FIELD GOALS

| | 1-19 | 20-29 | 30-39 | 40-49 | 50+ |
|-------|------|-------|-------|-------|-----|
| Brien | 0/0 | 7/7 | 3/3 | 6/6 | 4/6 |
| TEAM | 0/0 | 7/7 | 3/3 | 6/6 | 4/6 |
| OPP. | 1/1 | 5/5 | 11/12 | 6/10 | 3/5 |

Brien: (36G) (46G, 56G) (22G, 20G) (21G, 37G) () ()
 (46G, 50G, 41G) (49G) (20G) (26G) (47G, 53N, 22G) (43G)
 (53G, 53G) (36G) (28G, 54B) ()
 OPP.: (34G) (45N) (52G, 19G) (34G, 49G, 27G) (42G, 45N,
 37G, 43G) (22G, 45N) (52G, 32N, 48N) (54G) (28G) (33G,
 53N) (45G) (27G, 32G, 34G) (33G) (49G, 33G) (51N, 21G,
 38G, 46G, 36G) (35G)

SPECIAL TEAMS TOTALS

| | Tkl | Asst | Tot | FR | FF | BK |
|---------------------|-----|------|-----|----|----|----|
| J. Cherry | 14 | 2 | 16 | | | |
| B. Bech | 12 | 2 | 14 | | | |
| E. Little | 11 | 1 | 12 | | | |
| R. Kelly | 10 | 0 | 10 | | | |
| C. Bordano | 8 | 0 | 8 | | | |
| T. Johnson | 7 | 1 | 8 | | | |
| C. Hewitt | 6 | 1 | 7 | | | |
| F. Weary | 4 | 0 | 4 | | | |
| T. Wilson | 3 | 1 | 4 | | | |
| V. Smith | 3 | 1 | 4 | | | 1 |
| T. Drakeford | 3 | 0 | 3 | | | |
| K. Gammon | 2 | 1 | 3 | | | |
| D. Brien | 2 | 0 | 2 | | | |
| A. Craver | 2 | 0 | 2 | | | |
| S. Slutzker | 2 | 0 | 2 | | | |
| M. Royals | 2 | 0 | 2 | | | |
| J. Wilcox | 2 | 0 | 2 | | | |
| D. Davis | 1 | 0 | 1 | | | |
| K. Hills | 1 | 0 | 1 | | | |
| W. Perry | 1 | 0 | 1 | | | |
| Kei. Mitchell | 0 | 1 | 1 | | | |
| E. Guilford | | | | | | 1 |

NEW ORLEANS SAINTS 1998 OFFENSE

| Opp | 1Dn Tot | 1Dn Rush | 1Dn Pass | 1Dn Pen | 3Dn Made | 3Dn Att | Total Yards | Plays | Gain/Play | Rushing No | Rushing Yds | Rushing Avg. | Att | Comp | Passing Net | Sack | Yds | Int |
|---------------|------------|-----------|------------|-----------|-----------|------------|-------------|------------|------------|------------|-------------|--------------|------------|------------|-------------|-----------|------------|-----------|
| @St.L. | 15 | 2 | 11 | 2 | 5 | 13 | 232 | 56 | 4.1 | 24 | 35 | 1.5 | 30 | 15 | 197 | 2 | 17 | 1 |
| Car. | 18 | 10 | 6 | 2 | 4 | 14 | 311 | 62 | 5.0 | 38 | 207 | 5.4 | 18 | 13 | 104 | 6 | 41 | 0 |
| @Ind. | 14 | 7 | 6 | 1 | 3 | 15 | 320 | 64 | 5.0 | 32 | 183 | 5.7 | 28 | 12 | 137 | 4 | 16 | 1 |
| N.E. | 19 | 1 | 17 | 1 | 9 | 18 | 276 | 72 | 3.8 | 18 | 39 | 2.2 | 47 | 25 | 237 | 7 | 41 | 2 |
| S.F. | 10 | 1 | 9 | 0 | 1 | 11 | 167 | 50 | 3.3 | 13 | 32 | 2.5 | 30 | 15 | 135 | 7 | 39 | 1 |
| @Atl. | 15 | 4 | 8 | 3 | 7 | 14 | 322 | 56 | 5.8 | 26 | 67 | 2.6 | 29 | 14 | 255 | 1 | 6 | 1 |
| T.B. | 12 | 1 | 10 | 1 | 4 | 16 | 266 | 60 | 4.4 | 27 | 56 | 2.1 | 32 | 20 | 210 | 1 | 6 | 0 |
| @Car. | 21 | 3 | 16 | 2 | 6 | 13 | 354 | 66 | 5.4 | 15 | 53 | 3.5 | 48 | 24 | 301 | 3 | 24 | 2 |
| @Minn. | 11 | 5 | 6 | 0 | 0 | 7 | 190 | 40 | 4.8 | 21 | 52 | 2.5 | 16 | 11 | 138 | 3 | 30 | 0 |
| St.L. | 13 | 3 | 8 | 2 | 5 | 14 | 237 | 59 | 4.0 | 31 | 102 | 3.3 | 26 | 13 | 135 | 2 | 15 | 0 |
| @S.F. | 23 | 6 | 14 | 3 | 5 | 12 | 401 | 65 | 6.2 | 17 | 90 | 5.3 | 44 | 22 | 311 | 4 | 17 | 2 |
| @Mia. | 11 | 4 | 6 | 1 | 1 | 10 | 157 | 47 | 3.3 | 17 | 87 | 5.1 | 24 | 9 | 70 | 6 | 40 | 3 |
| Dall. | 17 | 6 | 10 | 1 | 8 | 15 | 328 | 66 | 5.0 | 36 | 113 | 3.1 | 28 | 16 | 215 | 2 | 24 | 1 |
| Atl. | 15 | 5 | 8 | 2 | 4 | 11 | 216 | 57 | 3.8 | 18 | 52 | 2.9 | 38 | 18 | 164 | 1 | 5 | 3 |
| @Ariz. | 18 | 3 | 14 | 1 | 5 | 14 | 320 | 69 | 4.6 | 22 | 82 | 3.7 | 43 | 25 | 238 | 4 | 27 | 0 |
| Buff. | 26 | 6 | 16 | 4 | 10 | 18 | 366 | 77 | 4.8 | 19 | 75 | 3.9 | 54 | 26 | 291 | 4 | 28 | 2 |
| Totals | 258 | 67 | 165 | 26 | 77 | 215 | 4463 | 966 | 4.6 | 374 | 1325 | 3.5 | 535 | 278 | 3138 | 57 | 376 | 19 |

| Opp. | Fum | Lost | Punt Ret | KO Ret | Int Ret | TD Rush | TD Pass | TD Ret | KPAT Made | KPAT Att | 2-PT Made | 2-PT Att | FG Made | FG Att | Time Poss. |
|---------------|-----------|-----------|-----------|-----------|-----------|----------|-----------|-----------|-----------|-----------|-----------|----------|-----------|-----------|--------------|
| @St.L. | 2 | 0 | 4 | 1 | 1 | 0 | 2 | 1 | 3 | 3 | 0 | 0 | 1 | 1 | 26:01 |
| Car. | 0 | 0 | 1 | 3 | 2 | 1 | 1 | 0 | 1 | 1 | 0 | 1 | 2 | 2 | 33:14 |
| @Ind. | 1 | 0 | 2 | 4 | 3 | 0 | 2 | 0 | 1 | 1 | 0 | 0 | 2 | 2 | 31:41 |
| N.E. | 0 | 0 | 2 | 6 | 3 | 0 | 2 | 1 | 3 | 3 | 0 | 0 | 2 | 2 | 30:45 |
| S.F. | 0 | 0 | 0 | 5 | 0 | 0 | 0 | 0 | 0 | 0 | 0 | 0 | 0 | 0 | 23:32 |
| @Atl. | 5 | 3 | 0 | 6 | 0 | 1 | 2 | 0 | 3 | 3 | 0 | 0 | 0 | 0 | 23:34 |
| T.B. | 1 | 1 | 3 | 1 | 2 | 0 | 0 | 0 | 0 | 0 | 0 | 0 | 3 | 3 | 32:02 |
| @Car. | 2 | 2 | 1 | 6 | 1 | 0 | 2 | 0 | 2 | 2 | 0 | 0 | 1 | 1 | 27:17 |
| @Minn. | 1 | 1 | 2 | 3 | 2 | 0 | 1 | 2 | 3 | 3 | 0 | 0 | 1 | 1 | 22:51 |
| St.L. | 2 | 0 | 5 | 1 | 2 | 0 | 1 | 2 | 3 | 3 | 0 | 0 | 1 | 1 | 31:08 |
| @S.F. | 4 | 2 | 2 | 4 | 1 | 2 | 0 | 0 | 2 | 2 | 0 | 0 | 2 | 3 | 25:12 |
| @Mia. | 2 | 1 | 3 | 5 | 1 | 0 | 0 | 1 | 1 | 1 | 0 | 0 | 1 | 1 | 20:15 |
| Dall. | 2 | 1 | 3 | 1 | 0 | 0 | 2 | 0 | 2 | 2 | 0 | 0 | 2 | 2 | 34:13 |
| Atl. | 1 | 1 | 1 | 5 | 2 | 0 | 0 | 2 | 2 | 2 | 0 | 0 | 1 | 1 | 24:48 |
| @Ariz. | 3 | 1 | 1 | 5 | 1 | 0 | 1 | 1 | 2 | 2 | 0 | 0 | 1 | 2 | 29:57 |
| Buff. | 2 | 1 | 2 | 6 | 0 | 2 | 3 | 0 | 3 | 3 | 0 | 2 | 0 | 0 | 30:34 |
| Totals | 28 | 14 | 32 | 62 | 21 | 6 | 19 | 10 | 31 | 31 | 0 | 3 | 20 | 22 | 28:03 |

NEW ORLEANS SAINTS 1998 DEFENSE

| Opp | 1Dn Tot | 1Dn Rush | 1Dn Pass | 1Dn Pen | 3Dn Made | 3Dn Att | Total Yards | Plays | Gain/Play | Rushing No | Rushing Yds | Rushing Avg. | Att | Comp | Passing Net | Sack | Yds | Int |
|---------------|------------|-----------|------------|-----------|-----------|------------|-------------|-------------|------------|------------|-------------|--------------|------------|------------|-------------|-----------|------------|-----------|
| @St.L. | 23 | 3 | 17 | 3 | 7 | 16 | 314 | 74 | 4.2 | 24 | 47 | 2.0 | 44 | 29 | 267 | 6 | 31 | 1 |
| Car. | 20 | 6 | 12 | 2 | 3 | 11 | 375 | 63 | 6.0 | 25 | 137 | 5.5 | 35 | 15 | 238 | 3 | 13 | 2 |
| @Ind. | 16 | 2 | 13 | 1 | 8 | 16 | 357 | 67 | 5.3 | 31 | 65 | 2.1 | 32 | 19 | 292 | 4 | 17 | 3 |
| N.E. | 20 | 4 | 15 | 1 | 4 | 12 | 388 | 63 | 6.2 | 25 | 97 | 3.9 | 35 | 21 | 291 | 3 | 26 | 3 |
| S.F. | 30 | 6 | 16 | 8 | 7 | 15 | 459 | 80 | 5.7 | 38 | 140 | 3.7 | 41 | 22 | 319 | 1 | 1 | 0 |
| @Atl. | 19 | 6 | 9 | 4 | 4 | 11 | 297 | 56 | 5.3 | 30 | 134 | 4.7 | 21 | 14 | 163 | 5 | 26 | 0 |
| T.B. | 11 | 2 | 9 | 0 | 6 | 14 | 216 | 63 | 3.8 | 18 | 58 | 3.2 | 44 | 20 | 180 | 1 | 6 | 2 |
| @Car. | 16 | 6 | 8 | 2 | 12 | 18 | 465 | 74 | 6.3 | 38 | 106 | 2.8 | 17 | 13 | 110 | 3 | 22 | 1 |
| @Minn. | 23 | 7 | 16 | 0 | 2 | 12 | 234 | 63 | 3.7 | 32 | 162 | 5.1 | 40 | 28 | 303 | 2 | 13 | 2 |
| St.L. | 17 | 5 | 10 | 2 | 10 | 15 | 443 | 68 | 6.5 | 19 | 55 | 2.9 | 37 | 24 | 179 | 7 | 67 | 2 |
| @S.F. | 23 | 7 | 16 | 0 | 10 | 19 | 375 | 78 | 4.8 | 34 | 154 | 4.5 | 31 | 22 | 289 | 3 | 1 | 1 |
| @Mia. | 24 | 6 | 15 | 3 | 4 | 14 | 182 | 52 | 3.5 | 18 | 8 | 0.4 | 40 | 22 | 255 | 0 | 0 | 1 |
| Dall. | 10 | 1 | 8 | 1 | 5 | 13 | 504 | 68 | 7.4 | 37 | 182 | 4.9 | 32 | 16 | 174 | 2 | 18 | 0 |
| Atl. | 25 | 10 | 13 | 2 | 6 | 12 | 513 | 70 | 7.3 | 26 | 119 | 4.6 | 28 | 19 | 322 | 3 | 23 | 2 |
| @Ariz. | 28 | 5 | 21 | 2 | 7 | 12 | 308 | 56 | 5.5 | 34 | 116 | 3.4 | 44 | 32 | 394 | 0 | 0 | 1 |
| Buff. | 21 | 10 | 10 | 1 | 7 | 12 | | | | 18 | 12 | 192 | 12 | 192 | | 4 | 24 | 0 |
| Totals | 326 | 86 | 208 | 32 | 99 | 226 | 5668 | 1053 | 5.4 | 467 | 1700 | 3.6 | 539 | 328 | 3968 | 47 | 288 | 21 |

| Opp. | Fum | Lost | Punt Ret | KO Ret | Int Ret | TD Rush | TD Pass | TD Ret | KPAT Made | KPAT Att | 2-PT Made | 2-PT Att | FG Made | FG Att | Time Poss. |
|---------------|-----------|-----------|-----------|-----------|-----------|-----------|-----------|----------|-----------|-----------|-----------|----------|-----------|-----------|--------------|
| @St.L. | 5 | 1 | 5 | 5 | 1 | 1 | 1 | 0 | 2 | 2 | 0 | 0 | 1 | 1 | 33:59 |
| Car. | 2 | 1 | 3 | 5 | 0 | 1 | 1 | 0 | 2 | 2 | 0 | 0 | 0 | 1 | 26:46 |
| @Ind. | 0 | 0 | 3 | 4 | 1 | 0 | 1 | 0 | 1 | 1 | 0 | 0 | 2 | 2 | 34:29 |
| N.E. | 1 | 1 | 5 | 4 | 2 | 1 | 1 | 1 | 1 | 1 | 0 | 0 | 0 | 0 | 29:15 |
| S.F. | 0 | 0 | 6 | 1 | 1 | 0 | 3 | 0 | 3 | 3 | 0 | 0 | 3 | 3 | 36:28 |
| @Atl. | 2 | 0 | 3 | 4 | 1 | 0 | 3 | 0 | 2 | 2 | 1 | 1 | 1 | 1 | 36:26 |
| T.B. | 1 | 1 | 4 | 4 | 0 | 1 | 2 | 1 | 4 | 4 | 0 | 0 | 1 | 3 | 27:58 |
| @Car. | 2 | 1 | 4 | 4 | 0 | 0 | 0 | 0 | 0 | 0 | 0 | 0 | 1 | 2 | 32:43 |
| @Minn. | 0 | 0 | 2 | 2 | 2 | 1 | 2 | 1 | 0 | 0 | 0 | 0 | 1 | 1 | 37:09 |
| St.L. | 2 | 1 | 2 | 2 | 0 | 0 | 0 | 0 | 4 | 4 | 0 | 0 | 1 | 1 | 28:52 |
| @S.F. | 2 | 2 | 1 | 4 | 2 | 0 | 4 | 0 | 0 | 0 | 0 | 0 | 1 | 2 | 34:48 |
| @Mia. | 1 | 0 | 6 | 3 | 3 | 0 | 3 | 0 | 4 | 4 | 0 | 0 | 1 | 3 | 39:45 |
| Dall. | 2 | 0 | 1 | 2 | 1 | 0 | 3 | 0 | 3 | 3 | 0 | 0 | 1 | 1 | 25:47 |
| Atl. | 1 | 1 | 2 | 2 | 3 | 1 | 2 | 0 | 3 | 3 | 0 | 0 | 2 | 2 | 35:12 |
| @Ariz. | 2 | 2 | 4 | 3 | 0 | 1 | 0 | 0 | 1 | 1 | 0 | 0 | 4 | 5 | 30:03 |
| Buff. | 1 | 0 | 3 | 2 | 2 | 3 | 3 | 0 | 6 | 6 | 0 | 0 | 1 | 1 | 29:26 |
| Totals | 24 | 11 | 53 | 52 | 19 | 13 | 24 | 3 | 39 | 39 | 1 | 1 | 26 | 33 | 31:57 |

NEW ORLEANS SAINTS 1998 GAME PARTICIPATION

| Name | stl | CAR | ind | NE | SF | atl | TB | car | min | C | C | sf | mia | DAL | ATL | ariz | BUF | GP/GS |
|---------------------|-----|-----|-----|-----|-----|-----|-----|-----|-----|-----|-----|-----|-----|-----|-----|------|-----|-------|
| Ackerman, Tom | X | X | X | X | MLB | X | X | X | X | X | X | X | X | X | X | X | DNP | 15/10 |
| Aleaga, Ink | WLB | X | X | X | X | DNP | X | X | X | X | X | X | X | X | X | X | LB | 15/3 |
| Bech, Brett | X | X | X | X | X | X | X | X | X | MLB | MLB | MLB | MLB | X | X | X | X | 16/0 |
| Bordano, Chris | X | X | X | X | X | X | X | X | X | X | X | X | X | X | MLB | X | MLB | 16/6 |
| Brien, Doug | X | X | X | X | X | X | X | X | X | X | X | X | X | X | X | X | X | 16/0 |
| Cherry, Je/Rod | X | X | X | X | X | X | X | X | X | X | X | X | X | X | X | IA | IA | 14/0 |
| Cleeland, Cameron | TE | TE | TE | TE | TE | TE | TE | TE | TE | TE | TE | TE | TE | TE | TE | TE | TE | 16/16 |
| Cobbs, Anthony | PS | PS | PS | PS | PS | PS | PS | PS | PS | PS | PS | PS | PS | PS | PS | PS | PS | 7/7 |
| Collins, Kerry | | | | | | | | | | | | | | | | | | 16/16 |
| Cota, Chad | SS | SS | SS | SS | SS | SS | SS | SS | SS | SS | SS | SS | SS | SS | SS | SS | SS | 16/10 |
| Craver, Aaron | X | RB | RB | X | X | IA | IA | IA | IA | IA | IA | IA | REL | X | X | X | X | 4/0 |
| Davis, Don | X | X | X | X | X | X | X | X | X | X | X | X | X | X | X | X | X | 14/2 |
| Davis, Troy | X | WR | WR | WR | WR | WR | WR | WR | WR | WR | WR | WR | WR | WR | WR | WR | WR | 15/15 |
| Dawkins, Sean | IA | WR | WR | WR | WR | WR | WR | WR | WR | WR | WR | WR | WR | WR | WR | WR | WR | 0/0 |
| DeHommie, Jake | 3QB | 3QB | 3QB | 3QB | 3QB | 3QB | 3QB | 3QB | 3QB | 3QB | 3QB | 3QB | 3QB | 3QB | 3QB | 3QB | 3QB | 16/15 |
| Drakeford, Tyrone | RCB | RCB | RCB | RCB | RCB | RCB | RCB | RCB | RCB | RCB | RCB | RCB | RCB | RCB | RCB | DNP | X | 5/0 |
| Farquhar, John | RUP | | | | | | | | | IA | X | X | X | X | X | WLB | WLB | 15/15 |
| Fields, Mark | IA | WLB | WLB | WLB | WLB | WLB | WLB | WLB | WLB | WLB | WLB | WLB | WLB | WLB | WLB | WLB | WLB | 4/4 |
| Fontenot, Jerry | C | C | C | C | C | X | X | X | X | X | X | X | X | X | X | X | X | 16/0 |
| Gammone, Kendall | X | X | X | X | X | X | X | X | X | X | X | X | X | X | X | X | X | 16/15 |
| Glover, La'Roi | RDT | RDT | RDT | RDT | RDT | RDT | RDT | RDT | RDT | RDT | RDT | RDT | RDT | RDT | RDT | RDT | RDT | 5/1 |
| Guilford, Eric | RNF | | | | | | | | | | | | | | | | | 0/0 |
| Hamiter, Uhuru | IA | DNP | IA | IA | IA | IA | IA | IA | IA | IA | IA | IA | IA | IA | IA | IA | IA | 16/12 |
| Hastings, Andre | WR | WR | WR | WR | WR | WR | WR | WR | WR | WR | WR | WR | WR | WR | WR | WR | WR | 16/2 |
| Hewitt, Chris | X | IA | IA | DNP | IA | X | X | X | X | X | X | X | X | X | X | X | LG | 12/1 |
| Hills, Ken | IA | IA | IA | IA | IA | IA | IA | IA | IA | IA | IA | IA | IA | IA | IA | IA | IA | 1/1 |
| Hobert, Billy Joe | QB | I/R | | | | | | | | | | | | | | | | 10/1 |
| Ismail, Qadry | WR | X | X | X | X | X | X | X | X | DNP | X | PS | IA | PS | IA | IA | IA | 1/0 |
| Johnson, Alonzo | PS | PS | PS | PS | PS | PS | PS | PS | PS | PS | PS | PS | PS | PS | PS | PS | RDE | 16/16 |
| Johnson, Joe | RDE | RDE | RDE | RDE | RDE | RDE | RDE | RDE | RDE | RDE | RDE | RDE | RDE | RDE | RDE | RDE | RDE | 11/0 |
| Johnson, Tony | X | X | X | X | X | X | X | X | X | X | X | X | X | X | X | X | X | 1/0 |
| Jones, Brian | REL | | | | | | | | | | | | | | | | DNP | 14/14 |
| Jones, Clarence | RT | IA | RT | RT | RT | RT | RT | RT | RT | RT | RT | RT | RT | RT | RT | RT | RT | 0/0 |
| Jones, Ernest | X | X | FS | FS | X | FS | IA | IA | IA | IA | IA | IA | IA | IA | IA | IA | IA | 16/3 |
| Kelly, Rob | FS | FS | IA | IA | FS | FS | FS | FS | FS | FS | FS | FS | FS | FS | FS | FS | FS | 14/13 |
| Knight, Sammy | | | | | | | | | | | | | | | | | | |
| Lillibridge, Marc | | | | | | | | | | | | | | | | | | |
| Little, Earl | X | PS | PS | PS | PS | PS | PS | PS | PS | PS | PS | PS | PS | PS | PS | PS | PS | 16/0 |
| Lurtsema, Rob | PS | PS | PS | PS | PS | PS | PS | PS | PS | PS | PS | PS | PS | PS | PS | PS | PS | 16/5 |
| Martin, Wayne | LDT | LDT | LDT | LDT | LDT | LDT | LDT | LDT | LDT | LDT | LDT | LDT | LDT | LDT | LDT | LDT | LDT | 16/15 |
| McCullum, Andy | X | SLB | SLB | SLB | SLB | SLB | SLB | SLB | SLB | SLB | SLB | SLB | SLB | SLB | SLB | SLB | SLB | 8/8 |
| Mitchell, Keith | MLB | MLB | MLB | MLB | MLB | MLB | MLB | MLB | MLB | MLB | MLB | MLB | MLB | MLB | MLB | MLB | MLB | 16/15 |
| Mitchell, Kevin | LCB | LCB | LCB | LCB | LCB | LCB | LCB | LCB | LCB | LCB | LCB | LCB | LCB | LCB | LCB | LCB | LCB | 16/16 |
| Molden, Alex | RG | RG | RG | RG | RG | RG | RG | RG | RG | RG | RG | RG | RG | RG | RG | RG | RG | 6/2 |
| Naeole, Chris | IA | IA | IA | IA | IA | IA | IA | IA | IA | IA | IA | IA | IA | IA | IA | IA | IA | 2/0 |
| Perry, Wilmont | IA | IA | IA | IA | DNP | IA | X | IA | EXE | WR | WR | WR | WR | IA | X | X | X | 15/4 |
| Pittman, Julian | X | X | X | X | X | X | X | X | X | X | X | X | X | X | X | X | X | |
| Poole, Keith | I/R | | | | | | | | | | | | | | | | | 15/15 |
| Ridgley, Troy | LT | LT | LT | LT | LT | LT | LT | LT | IA | X | LT | LT | LT | LT | LT | LT | LT | 16/1 |
| Roaf, William | X | X | X | X | X | X | X | X | X | X | X | X | X | X | X | X | X | 16/0 |
| Robbins, Austin | X | X | X | X | X | X | X | X | X | X | X | X | X | X | X | X | X | |
| Royals, Mark | I/R | | | | | | | | | | | | | | | | | 0/0 |
| Sagapolutele, Pio | IA | IA | IA | IA | IA | IA | IA | IA | IA | IA | IA | IA | IA | IA | IA | IA | IA | 1/0 |
| Shuler, Heath | | | | | | | | | | | | | | | | | | 3/01 |
| Siglar, Ricky | DNP | IA | DNP | IA | IA | IA | IA | IA | IA | IA | IA | IA | IA | IA | IA | IA | IA | 14/5 |
| Slutzker, Scott | LDE | LDE | LDE | LDE | LDE | LDE | LDE | LDE | LDE | LDE | LDE | LDE | LDE | LDE | LDE | LDE | LDE | 14/9 |
| Smith, Brady | RB | RB | RB | RB | RB | RB | RB | RB | RB | RB | RB | RB | RB | RB | RB | RB | RB | 15/0 |
| Smith, Lamar | X | X | X | X | X | X | X | X | X | X | X | X | X | X | X | X | X | |
| Smith, Vinson | PS | PS | PS | PS | PS | PS | PS | PS | PS | PS | PS | PS | PS | PS | PS | PS | PS | 7/4 |
| Terrell, Daryl | X | DNP | DNP | DNP | DNP | DNP | DNP | DNP | DNP | DNP | DNP | DNP | DNP | DNP | DNP | DNP | DNP | 16/11 |
| Tolliver, Billy Joe | LG | LG | LG | LG | LG | LG | LG | LG | LG | LG | LG | LG | LG | LG | LG | LG | LG | 15/15 |
| Tomich, Jared | X | X | X | X | X | X | X | X | X | X | X | X | X | X | X | X | X | |
| Turley, Kyle | I/R | | | | | | | | | | | | | | | | | |
| Twyner, Gunnard | RNF | | | | | | | | | | | | | | | | | 1/0 |
| Warner, Ron | X | IA | IA | IA | IA | IA | IA | IA | IA | IA | IA | IA | IA | IA | IA | IA | IA | 3/1 |
| Weary, Fred | PS | PS | PS | PS | PS | PS | PS | PS | PS | PS | PS | PS | PS | PS | PS | PS | PS | 15/0 |
| Wilcox, Josh | X | IA | IA | IA | IA | IA | IA | IA | IA | IA | IA | IA | IA | IA | IA | IA | IA | 5/4 |
| Wilson, Troy | X | QB | QB | QB | QB | QB | QB | QB | QB | QB | QB | QB | QB | QB | QB | QB | QB | 11/7 |
| Wuerffel, Danny | X | RB | RB | X | RB | RB | RB | RB | X | X | X | X | X | X | X | X | X | |
| Zellers, Ray | RB | RB | X | RB | RB | RB | RB | RB | X | X | X | X | X | X | X | X | X | |

X - Substitute, DNP - Did Not Play, IA - Inactive, 3QB - Third Quarterback, PS - Practice Squad;
REL - Released, I/R - Injured Reserve, RPUP - Reserve/Physically Unable to Perform, NB - Nickel
Back, DB - Dime Back, TR-Traded prior to contest; PS/I - Practice Squad/Injured; EXE - Roster
Exempt List

1998 GAME-BY-GAME STARTERS

[illegible]



WHERE THE SAINTS STOOD IN 1998 (NFC/NFL)

| | Offense | Defense |
|-------------------------|---------|---------|
| Points | 10/19 | 10/22 |
| Total Net Yards | 13/28 | 14/26 |
| Net Rushing Yards | 15/30 | 14/26 |
| Net Passing Yards | 9/18 | 15/30 |
| First Downs | 15T/29T | 15/28 |
| Third Down Conversions | 8/16T | 15/29 |
| Time of Possession | 15/28 | |
| Takeaway/Giveaway Ratio | 7/16 | |
| Takeaways | | 6/10 |
| Giveaways | 5T/8T | |

New Orleans Saints Yearly Rankings (1989-98)

| | NFC | | | DEFENSE | | |
|------|---------|------|------|---------|------|------|
| | OFFENSE | | | | | |
| | Total | Rush | Pass | Total | Rush | Pass |
| 1989 | 6 | 6 | 6 | 6 | 1 | 12 |
| 1990 | 12 | 8 | 12 | 8 | 5 | 9 |
| 1991 | 7 | 8 | 6 | 2 | 2 | 2 |
| 1992 | 9 | 10 | 6 | 2 | 4 | 1 |
| 1993 | 10 | 7 | 9 | 6 | 13 | 1 |
| 1994 | 6 | 13 | 4 | 12 | 9 | 13 |
| 1995 | 10 | 14 | 7 | 11 | 12 | 10 |
| 1996 | 14 | 15 | 12 | 8 | 14 | 3 |
| 1997 | 15 | 14 | 13 | 4 | 6 | 4 |
| 1998 | 13 | 15 | 9 | 14 | 7 | 15 |

| | NFL | | | DEFENSE | | |
|------|---------|------|------|---------|------|------|
| | OFFENSE | | | | | |
| | Total | Rush | Pass | Total | Rush | Pass |
| 1989 | 11 | 11 | 13 | 12 | 1 | 26 |
| 1990 | 23 | 16 | 26 | 15 | 6 | 19 |
| 1991 | 15 | 14 | 10 | 2 | 2 | 2 |
| 1992 | 14 | 16 | 11 | 2 | 7T | 1 |
| 1993 | 21 | 14 | 21 | 7 | 25 | 1 |
| 1994 | 12 | 26 | 8 | 25 | 18 | 26 |
| 1995 | 19 | 28 | 10 | 22 | 21 | 22 |
| 1996 | 29 | 30 | 25 | 13 | 27 | 3 |
| 1997 | 30 | 27 | 27 | 4 | 14 | 6 |
| 1998 | 28 | 30 | 18 | 26 | 17 | 30 |



1998 NFL STANDINGS

| NFC | | | | | | | AFC | | | | | | |
|------------------|----|----|---|------|------|-----|------------------|----|----|---|------|------|-----|
| EASTERN DIVISION | | | | | | | EASTERN DIVISION | | | | | | |
| | W | L | T | Pct. | Pts. | OP | | W | L | T | Pct. | Pts. | OP |
| Dallas | 10 | 6 | 0 | .625 | 381 | 275 | N.Y. Jets | 12 | 4 | 0 | .750 | 416 | 266 |
| Arizona | 9 | 7 | 0 | .563 | 325 | 378 | Miami | 10 | 6 | 0 | .625 | 321 | 265 |
| N.Y. Giants | 8 | 8 | 0 | .500 | 287 | 309 | Buffalo | 10 | 6 | 0 | .625 | 400 | 333 |
| Washington | 6 | 10 | 0 | .375 | 319 | 421 | New England | 9 | 7 | 0 | .563 | 337 | 329 |
| Philadelphia | 3 | 13 | 0 | .188 | 161 | 344 | Indianapolis | 3 | 13 | 0 | .188 | 310 | 444 |
| CENTRAL DIVISION | | | | | | | CENTRAL DIVISION | | | | | | |
| Minnesota | 15 | 1 | 0 | .938 | 556 | 296 | Jacksonville | 11 | 5 | 0 | .688 | 392 | 319 |
| Green Bay | 11 | 5 | 0 | .688 | 408 | 319 | Tennessee | 8 | 8 | 0 | .500 | 330 | 320 |
| Tampa Bay | 8 | 8 | 0 | .500 | 314 | 295 | Pittsburgh | 7 | 9 | 0 | .438 | 263 | 303 |
| Detroit | 5 | 11 | 0 | .313 | 306 | 378 | Baltimore | 6 | 10 | 0 | .375 | 269 | 335 |
| Chicago | 4 | 12 | 0 | .250 | 276 | 368 | Cincinnati | 3 | 13 | 0 | .188 | 269 | 452 |
| WESTERN DIVISION | | | | | | | WESTERN DIVISION | | | | | | |
| Atlanta | 14 | 2 | 0 | .875 | 442 | 289 | Denver | 14 | 2 | 0 | .875 | 501 | 309 |
| San Francisco | 12 | 4 | 0 | .750 | 479 | 328 | Oakland | 8 | 8 | 0 | .500 | 288 | 356 |
| New Orleans | 6 | 10 | 0 | .375 | 305 | 359 | Seattle | 8 | 8 | 0 | .500 | 372 | 310 |
| Carolina | 4 | 12 | 0 | .250 | 336 | 413 | Kansas City | 7 | 9 | 0 | .438 | 327 | 363 |
| St. Louis | 4 | 12 | 0 | .250 | 285 | 378 | San Diego | 5 | 11 | 0 | .313 | 241 | 342 |

1998 POSTSEASON GAMES (Home Team in CAPS)

WILD CARD GAMES

| | |
|--------------------------------|---------------------------------|
| Arizona 20, DALLAS 7 | MIAMI 24, Buffalo 17 |
| SAN FRANCISCO 30, Green Bay 27 | JACKSONVILLE 25, New England 10 |

DIVISIONAL PLAYOFFS

| | |
|------------------------------|-----------------------------------|
| ATLANTA 20, San Francisco 10 | DENVER 38, Miami 3 |
| MINNESOTA 41, Arizona 21 | NEW YORK JETS 34, Jacksonville 24 |

CONFERENCE CHAMPIONSHIPS

| | |
|--------------------------|-----------------------------|
| Atlanta 30, MINNESOTA 27 | DENVER 23, New York Jets 10 |
|--------------------------|-----------------------------|

SUPER BOWL XXXIII at Pro Player Stadium, Miami, Florida Denver 34, Atlanta 19

AFC-NFC PRO BOWL at Honolulu, Hawaii AFC 23, NFC 10



SAINTS 1998 PRESEASON STATISTICS

WON 1, LOST 3

| | | |
|--------------|--------------|--------|
| 8/8 L 7-31 | at Green Bay | 60,080 |
| 8/14 L 10-17 | at Denver | 70,937 |
| 8/22 L 24-26 | Tennessee | 46,069 |
| 8/28 W 10-6 | Tampa Bay | 43,774 |

| | N.O. | OPP. |
|---------------------|---------|---------|
| TOTAL FIRST DOWNS | 78 | 68 |
| Rushing | 22 | 29 |
| Passing | 44 | 33 |
| Penalty | 12 | 6 |
| 3rd Down: Made/Att. | 20/48 | 20/50 |
| 3rd Down: Pct. | 41.7 | 40.0 |
| 4th Down: Made/Att. | 0/5 | 3/4 |
| 4th Down: Pct. | 0.0 | 75.0 |
| POSSESSION AVG. | 29:28 | 30:33 |
| TOTAL NET YARDS | 1095 | 1295 |
| Avg. Per Game | 273.8 | 323.8 |
| Total Plays | 243 | 227 |
| Avg. Per Play | 4.5 | 5.7 |
| NET YARDS RUSHING | 369 | 488 |
| Avg. Per Game | 92.3 | 122.0 |
| Total Rushes | 99 | 114 |
| NET YARDS PASSING | 726 | 807 |
| Avg. Per Game | 181.5 | 201.8 |
| Sacked/Yards Lost | 12/97 | 7/40 |
| Gross Yards | 823 | 847 |
| Att./Completions | 132/76 | 106/64 |
| Completion Pct. | 57.6 | 60.4 |
| Had Intercepted | 6 | 2 |
| PUNTS/AVERAGE | 17/48.4 | 15/43.9 |
| NET PUNTING AVG. | 17/36.7 | 15/41.0 |
| PENALTIES/YARDS | 31/245 | 41/400 |
| FUMBLES/BALL LOST | 5/3 | 5/2 |
| TOUCHDOWNS | 6 | 8 |
| Rushing | 2 | 6 |
| Passing | 3 | 2 |
| Returns | 1 | 0 |

SCORE BY PERIODS

| | Q1 | Q2 | Q3 | Q4 | OT | PTS. |
|--------|----|----|----|----|----|------|
| SAINTS | 17 | 6 | 14 | 24 | 0 | 51 |
| OPP. | 30 | 20 | 13 | 17 | 0 | 80 |

SCORING

| | SCORING | | | | FG | S | PTS. | |
|-----------------|---------|-----|----|-----|-----|------|------|----|
| | ID-Ru | -Pa | RT | PAT | | | | |
| Brien..... | 0 | 0 | 0 | 6/6 | 3/4 | 0 | 15 | |
| Bech..... | 1 | 0 | 1 | 0 | 0 | 0 | 6 | |
| T. Davis..... | 1 | 1 | 0 | 0 | 0 | 0 | 6 | |
| Douglass..... | 1 | 0 | 1 | 0 | 0 | 0 | 6 | |
| Hewitt..... | 1 | 0 | 0 | 1 | 0 | 0 | 6 | |
| McCullough..... | 1 | 0 | 1 | 0 | 0 | 0 | 6 | |
| L. Smith..... | 1 | 1 | 0 | 0 | 0 | 0 | 6 | |
| TEAM..... | 6 | 2 | 3 | 1 | 6/6 | 3/4 | 0 | 51 |
| OPP..... | 8 | 6 | 2 | 0 | 8/8 | 8/10 | 0 | 80 |

2 Pt. Conv.: TEAM 0-0, OPP. 0-0
SACKS: B. Smith 2.0, Bordano 1.0, Kev. Mitchell 1.0, Taves LG 1.0, Taves TM 1.0, Tomich 1.0, B. Jones 0.5, Robbins 0.5
SAINTS7.0
OPPONENTS12.0

RUSHING

| | No. | Yds. | Avg. | Long | TD |
|----------|-----|------|------|------|----|
| L. Smith | 27 | 99 | 3.7 | 23 | 1 |
| Zellers | 11 | 48 | 4.4 | 18 | 0 |
| Delhomme | 5 | 45 | 9.0 | 27 | 0 |
| Craver | 11 | 40 | 3.6 | 10 | 0 |
| T. Davis | 21 | 40 | 1.9 | 11 | 1 |
| Hobert | 4 | 27 | 6.8 | 12 | 0 |
| Perry | 6 | 27 | 4.5 | 9 | 0 |
| Brown | 7 | 23 | 3.3 | 6 | 0 |
| Twyner | 2 | 13 | 6.5 | 7 | 0 |
| Bender | 1 | 4 | 4.0 | 4 | 0 |
| Wuerffel | 2 | 3 | 1.5 | 3 | 0 |
| McCrary | 2 | 0 | 0.0 | 0 | 0 |
| TEAM | 99 | 369 | 3.7 | 27 | 2 |
| OPP. | 114 | 488 | 4.3 | 44 | 6 |

RECEIVING

| | No. | Yds. | Avg. | Long | TD |
|------------|-----|------|------|------|----|
| Ismail | 9 | 109 | 12.1 | 22 | 0 |
| Dawkins | 9 | 107 | 11.9 | 16 | 0 |
| Bech | 8 | 124 | 15.5 | 30 | 1 |
| T. Davis | 7 | 62 | 8.9 | 25 | 0 |
| Craver | 5 | 44 | 8.8 | 17 | 0 |
| McCullough | 5 | 31 | 6.2 | 10 | 1 |
| Twyner | 4 | 49 | 12.3 | 23 | 1 |
| Zellers | 4 | 31 | 7.8 | 12 | 0 |
| Brown | 4 | 21 | 5.3 | 11 | 0 |
| Wilcox | 3 | 52 | 17.3 | 30 | 0 |
| Hastings | 3 | 32 | 10.7 | 20 | 0 |
| L. Smith | 3 | 27 | 9.0 | 16 | 0 |
| McCrary | 2 | 27 | 13.5 | 18 | 0 |
| Poole | 2 | 27 | 13.5 | 15 | 0 |
| Hinton | 2 | 26 | 13.0 | 18 | 0 |
| Cleeland | 2 | 22 | 11.0 | 11 | 0 |
| T. Johnson | 2 | 20 | 10.0 | 12 | 0 |
| Perry | 1 | 7 | 7.0 | 7 | 0 |
| Douglass | 1 | 5 | 5.0 | 5 | 1 |
| TEAM | 76 | 823 | 10.8 | 30 | 3 |
| OPP. | 64 | 847 | 13.2 | 78 | 2 |

KICKOFF RETURNS

| | No. | Yds. | Avg. | Long | TD |
|----------|-----|------|------|------|----|
| Ismail | 7 | 164 | 23.4 | 46 | 0 |
| T. Davis | 5 | 110 | 22.0 | 31 | 0 |
| Twyner | 4 | 66 | 16.5 | 21 | 0 |
| Bech | 1 | 14 | 14.0 | 14 | 0 |
| Wilcox | 1 | 0 | 0.0 | 0 | 0 |
| TEAM | 18 | 354 | 19.7 | 46 | 0 |
| OPP. | 11 | 232 | 21.1 | 33 | 0 |

FIELD GOALS

| | 1-19 | 20-29 | 30-39 | 40-49 | 50+ |
|-------|------|-------|-------|-------|-----|
| Brien | 0/0 | 1/1 | 1/1 | 0/1 | 1/1 |
| TEAM | 0/0 | 1/1 | 1/1 | 0/1 | 1/1 |
| OPP. | 0/0 | 3/3 | 4/4 | 1/2 | 0/1 |

PUNT RETURNS

| | Ret | FC | Yds | Avg | Long | TD |
|----------|-----|----|-----|------|------|----|
| Bech | 2 | 2 | 28 | 14.0 | 15 | 0 |
| Weary | 2 | 0 | 0 | 0.0 | 0 | 0 |
| Douglass | 1 | 2 | 9 | 9.0 | 9 | 0 |
| Hastings | 1 | 2 | 7 | 7.0 | 7 | 0 |
| Ismail | 1 | 0 | 0 | 0.0 | 0 | 0 |
| TEAM | 7 | 6 | 44 | 6.3 | 15 | 0 |
| OPP. | 9 | 2 | 118 | 13.1 | 52 | 0 |

INTERCEPTIONS

| | No. | Yds. | Avg. | Long | TD |
|--------|-----|------|------|------|----|
| Hewitt | 1 | 25 | 25.0 | 25 | 1 |
| Knight | 1 | 0 | 0.0 | 0 | 0 |
| TEAM | 2 | 25 | 12.5 | 25 | 1 |
| OPP. | 6 | 79 | 13.2 | 39 | 0 |

PUNTING

| | No. | Yds | Avg | Net | TB | In | Lg | B |
|--------|-----|-----|------|------|----|----|----|---|
| Royals | 17 | 822 | 48.4 | 36.7 | 4 | 4 | 83 | 0 |
| TEAM | 17 | 822 | 48.4 | 36.7 | 4 | 4 | 83 | 0 |
| OPP. | 15 | 659 | 43.9 | 41.0 | 0 | 7 | 65 | 0 |

PASSING

| | Att | Cmp | Yds | Cmp% | Yds/Att | TD | TD% | Int | Int% | Long | Sack/Lost | Rating |
|-----------|-----|-----|-----|------|---------|----|-----|-----|------|------|-----------|--------|
| Hobert | 57 | 34 | 379 | 59.6 | 6.65 | 0 | 0.0 | 1 | 1.8 | 23 | 6/47 | 72.2 |
| Wuerffel | 44 | 29 | 280 | 65.9 | 6.36 | 2 | 4.5 | 3 | 6.8 | 30 | 4/24 | 70.3 |
| Delhomme | 31 | 13 | 164 | 41.9 | 5.29 | 1 | 3.2 | 2 | 6.5 | 30 | 2/26 | 42.9 |
| TEAM | 132 | 76 | 823 | 57.6 | 6.23 | 3 | 2.3 | 6 | 4.5 | 30 | 12/97 | 64.7 |
| OPPONENTS | 106 | 64 | 847 | 60.4 | 7.99 | 2 | 1.9 | 2 | 1.9 | 78 | 7/40 | 84.1 |

DEFENSIVE STATS

| | Tkl | Asst | Tot | Sack | Yds | Int | Yds | PD | FR | FF |
|---------------|-----|------|-----|------|-----|-----|-----|----|----|----|
| S. Knight | 15 | 8 | 23 | | | 1 | 0 | 1 | | |
| C. Cota | 11 | 3 | 14 | | | | | 1 | | |
| E. Little | 9 | 4 | 13 | | | | | 1 | | |
| B. Jones | 8 | 5 | 13 | .5 | 0 | | | | | |
| R. Kelly | 10 | 2 | 12 | | | | | 1 | 1 | 1 |
| Kev. Mitchell | 7 | 5 | 12 | | | | | | | |
| D. Davis | 6 | 3 | 9 | | | | | | | |
| C. Hewitt | 5 | 4 | 9 | | | 1 | 25 | 1 | | |
| T. Drakeford | 8 | 0 | 8 | | | | | | | |
| M. Fields | 8 | 0 | 8 | | | | | | | |
| A. Molden | 6 | 2 | 8 | | | | | 3 | | |
| Kei. Mitchell | 5 | 3 | 8 | 1 | 3 | | | | | |
| I. Aleaga | 4 | 4 | 8 | | | | | | | |
| C. Bordano | 6 | 1 | 7 | 1 | 4 | | | | | |
| A. Royal | 5 | 2 | 7 | | | | | | | |
| J. Pittman | 4 | 3 | 7 | | | | | | 1 | |
| R. Lurtsema | 6 | 0 | 6 | | | | | 1 | | |
| J. Cherry | 6 | 0 | 6 | | | | | 1 | | |
| M. Washington | 5 | 1 | 6 | | | | | 1 | | |
| B. Smith | 4 | 2 | 6 | 2 | 18 | | | | 1 | |
| F. Weary | 4 | 2 | 6 | | | | | 2 | | |
| J. Tomich | 5 | 0 | 5 | 1 | 9 | | | | | |
| A. Robbins | 2 | 2 | 4 | .5 | 0 | | | | | |
| W. Martin | 3 | 0 | 3 | | | | | | | |
| T. Johnson | 2 | 1 | 3 | | | | | | | |
| L. Townsend | 2 | 0 | 2 | | | | | | | |
| L. Glover | 2 | 0 | 2 | | | | | | | |
| J. Taves | 2 | 0 | 2 | 1 | 6 | | | | | |
| B.J. Hobert | 1 | 1 | 2 | | | | | | 1 | |
| J. Danish | 1 | 0 | 1 | | | | | | | |
| R. Harvey | 1 | 0 | 1 | | | | | | | |
| W. Strong | 1 | 0 | 1 | | | | | | | |
| W. Bender | 1 | 0 | 1 | | | | | | | |
| D. Wuerffel | 1 | 0 | 1 | | | | | | | |
| R. Young | 1 | 0 | 1 | | | | | | | |
| J. Wilcox | 1 | 0 | 1 | | | | | | | |
| T. Davis | 0 | 1 | 1 | | | | | | | |
| D. Greer | | | | | | | | | | |

SPECIAL TEAMS TOTALS

| | Tkl | Asst | Tot | FR | FF | BK |
|---------------|-----|------|-----|----|----|----|
| C. Hewitt | 3 | 0 | 3 | | | |
| E. Little | 3 | 0 | 3 | | | |
| M. Hinton | 1 | 1 | 2 | | | |
| J. Cherry | 1 | 1 | 2 | | | |
| G. Twyner | 1 | 1 | 2 | | | |
| K. Gammon | 1 | 0 | 1 | | | |
| F. Weary | 1 | 0 | 1 | | | |
| S. Knight | 1 | 0 | 1 | | | |
| R. Kelly | 1 | 0 | 1 | | | |
| Kev. Mitchell | 1 | 0 | 1 | | | |
| T. Drakeford | 1 | 0 | 1 | | | |
| A. Craver | 1 | 0 | 1 | | | |
| T. Johnson | 1 | 0 | 1 | | | |
| Kei. Mitchell | 0 | 1 | 1 | | | |
| I. Aleaga | 0 | 1 | 1 | | | |




SUPER BOWL RESULTS

(Years indicate season)

- 1966 (I) — Green Bay 35, Kansas City 10 at Los Angeles, Calif.
- 1967 (II) — Green Bay 33, Oakland 14 at Miami, Fla.
- 1968 (III) — New York Jets 16, Baltimore 7 at Miami, Fla.
- 1969 (IV) — Kansas City 23, Minnesota 7 at NEW ORLEANS, LA. (Tulane Stadium)
- 1970 (V) — Baltimore 16, Dallas 13 at Miami, Fla.
- 1971 (VI) — Dallas 24, Miami 3 at NEW ORLEANS, LA. (Tulane Stadium)
- 1972 (VII) — Miami 14, Washington 7 at Los Angeles, Calif.
- 1973 (VIII) — Miami 24, Minnesota 7 at Houston, Tex.
- 1974 (IX) — Pittsburgh 16, Minnesota 6 at NEW ORLEANS, LA. (Tulane Stadium)
- 1975 (X) — Pittsburgh 21, Dallas 17 at Miami, Fla.
- 1976 (XI) — Oakland 32, Minnesota 14 at Pasadena, Calif.
- 1977 (XII) — Dallas 27, Denver 10 at NEW ORLEANS, LA. (Superdome)
- 1978 (XIII) — Pittsburgh 35, Dallas 31 at Miami, Fla.
- 1979 (XIV) — Pittsburgh 31, Los Angeles Rams 19 at Pasadena, Calif.
- 1980 (XV) — Oakland 27, Philadelphia 10 at NEW ORLEANS, LA. (Superdome)
- 1981 (XVI) — San Francisco 26, Cincinnati 21 at Pontiac, Mich.
- 1982 (XVII) — Washington 27, Miami 17 at Pasadena, Calif.
- 1983 (XVIII) — L.A. Raiders 38, Washington 9 at Tampa, Fla.
- 1984 (XIX) — San Francisco 38, Miami 16 at Palo Alto, Calif.
- 1985 (XX) — Chicago 46, New England 10 at NEW ORLEANS, LA. (Superdome)
- 1986 (XXI) — New York Giants 39, Denver 20 at Pasadena, Calif.
- 1987 (XXII) — Washington 42, Denver 10 at San Diego, Calif.
- 1988 (XXIII) — San Francisco 20, Cincinnati 16 at Miami, Fla.
- 1989 (XXIV) — San Francisco 55, Denver 10 at NEW ORLEANS, LA. (Superdome)
- 1990 (XXV) — N.Y. Giants 20, Buffalo 19 at Tampa, Fla.
- 1991 (XXVI) — Washington 37, Buffalo 24 at Minneapolis, Minn.
- 1992 (XXVII) — Dallas 52, Buffalo 17 at Pasadena, Calif.
- 1993 (XXVIII) — Dallas 30, Buffalo 13 at Atlanta, Ga.
- 1994 (XXIX) — San Francisco 49, San Diego 26 at Miami, Fla.
- 1995 (XXX) — Dallas 27, Pittsburgh 17 at Tempe, Ariz.
- 1996 (XXXI) — Green Bay 35, New England 21 at NEW ORLEANS, LA. (Superdome)
- 1997 (XXXII) — Denver 31, Green Bay 24 at San Diego, Calif.
- 1998 (XXXIII) — Denver 34, Atlanta 19 at Miami, Fla.

PRO BOWL RESULTS

- | | | |
|-----------------------|-----------------------|----------------------------|
| 1971 — NFC 27, AFC 6 | 1981 — NFC 21, AFC 7 | 1991 — AFC 23, NFC 21 |
| 1972 — AFC 26, NFC 13 | 1982 — AFC 16, NFC 13 | 1992 — NFC 21, AFC 15 |
| 1973 — AFC 33, NFC 28 | 1983 — NFC 20, AFC 19 | 1993 — AFC 23, NFC 20 (OT) |
| 1974 — AFC 15, NFC 13 | 1984 — NFC 45, AFC 3 | 1994 — NFC 17, AFC 3 |
| 1975 — NFC 17, AFC 10 | 1985 — AFC 22, NFC 14 | 1995 — AFC 41, NFC 13 |
| 1976 — NFC 23, AFC 20 | 1986 — NFC 28, AFC 24 | 1996 — NFC 20, AFC 13 |
| 1977 — AFC 24, NFC 14 | 1987 — AFC 10, NFC 6 | 1997 — AFC 26, NFC 23 |
| 1978 — NFC 14, AFC 13 | 1988 — AFC 15, NFC 6 | 1998 — AFC 23, NFC 10 |
| 1979 — NFC 13, AFC 7 | 1989 — NFC 34, AFC 3 | |
| 1980 — NFC 37, AFC 27 | 1990 — NFC 27, AFC 21 | |



Records



SAINTS ALL-TIME LEADERS

RUSHING

| | Att. | Yds. | Avg. | Long | TD |
|------------------------------------|------|-------|------|------|----|
| 1. George Rogers (1981-84) | 995 | 4,267 | 4.3 | 79t | 23 |
| 2. Dalton Hilliard (1986-93) | 1126 | 4,164 | 3.7 | 65t | 39 |
| 3. Rueben Mayes (1986-88, 1990) | 837 | 3,408 | 4.1 | 50 | 23 |
| 4. Chuck Muncie (1976-80) | 787 | 3,386 | 4.3 | 69t | 28 |
| 5. Tony Galbreath (1976-80) | 760 | 2,865 | 3.8 | 74t | 27 |
| 6. Mario Bates (1994-97) | 678 | 2,554 | 3.8 | 74t | 21 |
| 7. Wayne Wilson (1979-86) | 658 | 2,462 | 3.7 | 41t | 16 |
| 8. Archie Manning (1971-75, 77-82) | 358 | 2,058 | 5.7 | 27 | 18 |
| 9. Mike Strachan (1975-80) | 471 | 1,899 | 4.0 | 31 | 14 |
| 10. Craig Heyward (1988-92) | 432 | 1,813 | 4.2 | 73t | 13 |
| 11. Derek Brown (1993-96) | 388 | 1,383 | 3.6 | 60 | 6 |
| 12. Hokie Gajan (1982-85) | 252 | 1,358 | 5.4 | 62t | 11 |

PASSING

| | Att. | Comp. | Yds. | Pct. | TD | Int. |
|------------------------------------|-------|-------|--------|------|-----|------|
| 1. Archie Manning (1971-75, 77-82) | 3,335 | 1,849 | 21,734 | 55.4 | 115 | 156 |
| 2. Bobby Hebert (1985-89, 91-92) | 2,055 | 1,202 | 14,630 | 58.5 | 85 | 75 |
| 3. Jim Everett (1994-96) | 1,571 | 958 | 10,622 | 61.0 | 60 | 48 |
| 4. Billy Kilmer (1967-70) | 1,116 | 592 | 7,490 | 53.0 | 47 | 62 |
| 5. Dave Wilson (1981, 83-88) | 1,038 | 551 | 6,987 | 53.1 | 36 | 55 |
| 6. Steve Walsh (1990-93) | 620 | 336 | 3,879 | 54.2 | 25 | 22 |
| 7. Ken Stabler (1983-84) | 570 | 326 | 3,670 | 57.2 | 17 | 33 |
| 8. Bobby Scott (1973-82) | 500 | 237 | 2,781 | 47.4 | 15 | 29 |

RECEIVING

| | No. | Yds. | Avg. | Long | TD |
|-------------------------------|-----|-------|------|------|----|
| 1. Eric Martin (1985-93) | 532 | 7,854 | 14.8 | 84 | 48 |
| 2. Danny Abramowicz (1967-73) | 309 | 4,875 | 15.7 | 80t | 37 |
| 3. Tony Galbreath (1976-80) | 284 | 2,221 | 7.8 | 38 | 6 |
| 4. Quinn Early (1991-95) | 270 | 3,758 | 13.9 | 70t | 25 |
| 5. Hoby Brenner (1981-93) | 267 | 3,849 | 14.4 | 57 | 21 |
| 6. Dalton Hilliard (1986-93) | 249 | 2,233 | 9.0 | 54t | 14 |
| 7. Henry Childs (1974-80) | 207 | 3,220 | 15.6 | 59t | 27 |
| 8. Wes Chandler (1978-81) | 182 | 2,801 | 15.4 | 85t | 15 |
| 9. Wayne Wilson (1979-86) | 179 | 1,517 | 8.5 | 55 | 14 |
| 10. Torrance Small (1992-96) | 176 | 2,180 | 12.4 | 75t | 16 |
| 11. Michael Haynes (1994-96) | 162 | 2,368 | 14.6 | 78t | 13 |
| 12. John Tice (1983-92) | 158 | 1,603 | 10.1 | 40 | 15 |
| 13. Dave Parks (1968-72) | 149 | 2,264 | 15.2 | 66 | 16 |
| 14. Jeff Groth (1981-85) | 147 | 2,073 | 14.1 | 56t | 5 |
| 15. Lonzell Hill (1987-90) | 136 | 1,696 | 12.5 | 46 | 13 |

SCORING

| | TD | PAT | FG | Total |
|------------------------------------|----|-----|-----|-------|
| 1. Morten Andersen (1982-94) | - | 412 | 302 | 1318 |
| 2. Dalton Hilliard (1986-93) | 53 | - | - | 318 |
| 3. Doug Brien (1995-98) | - | 87 | 76 | 315 |
| 4. Eric Martin (1985-93) | 48 | - | - | 288 |
| 5. Charlie Durkee (1967-68, 71-72) | - | 87 | 52 | 243 |
| 6. Danny Abramowicz (1967-73) | 37 | - | - | 222 |
| 7. Tony Galbreath (1976-80) | 33 | 1 | 2 | 205 |
| 8. Rich Szaro (1975-78) | - | 79 | 37 | 190 |
| 9. Wayne Wilson (1979-86) | 30 | - | - | 180 |
| 10. Chuck Muncie (1976-80) | 29 | - | - | 174 |
| 11. Tom Dempsey (1969-70) | - | 49 | 40 | 169 |
| 12. Henry Childs (1974-80) | 28 | - | - | 168 |



| | | | | |
|------------------------------|----|---|---|-----|
| 13. Quinn Early (1991-95) | 25 | - | - | 150 |
| 14. George Rogers (1981-84) | 23 | - | - | 138 |
| Rueben Mayes (1986-88, 1990) | 23 | - | - | 138 |

PUNTING

| | No. | Avg. | Long |
|------------------------------------|-----|------|------|
| 1. Mark Royals (1997-98) | 176 | 45.8 | 66 |
| 2. Tommy Barnhardt (1987, 1989-94) | 433 | 43.0 | 65 |
| 3. Tom McNeill (1967-69) | 130 | 42.3 | 81 |
| 4. Brian Hansen (1984-88) | 363 | 42.0 | 66 |
| 5. Steve O'Neal (1973) | 81 | 41.7 | 71 |
| 6. Julian Fagan (1970-72) | 225 | 41.6 | 71 |
| 7. Tom Blanchard (1974-78) | 447 | 41.3 | 71 |
| 8. Rick Partridge (1979) | 57 | 40.9 | 61 |
| 9. Ollie Cordill (1969) | 42 | 40.9 | 58 |
| 10. Klaus Wilmsmeyer (1995-96) | 160 | 40.7 | 63 |

INTERCEPTIONS

| | No. | Yds. | Avg. | Long | TD |
|-----------------------------|-----|------|------|------|----|
| 1. Dave Waymer (1980-89) | 37 | 395 | 10.7 | 44 | 0 |
| 2. Tommy Myers (1972-81) | 36 | 621 | 17.3 | 97t | 2 |
| 3. Gene Atkins (1987-93) | 21 | 324 | 15.4 | 79 | 0 |
| 4. Dave Whitsell (1967-69) | 19 | 242 | 12.7 | 41 | 2 |
| 5. Johnnie Poe (1981-87) | 17 | 269 | 15.8 | 40t | 2 |
| 6. Toi Cook (1987-93) | 16 | 280 | 17.5 | 63t | 2 |
| Brett Maxie (1985-93) | 16 | 232 | 14.5 | 50t | 3 |
| 8. Ernie Jackson (1972-77) | 15 | 187 | 12.5 | 46 | 0 |
| 9. Frank Wattelet (1981-87) | 12 | 135 | 11.3 | 35t | 1 |
| 10. Hugo Hollas (1970-72) | 11 | 149 | 13.5 | 29 | 0 |
| Sammy Knight (1997-98) | 11 | 246 | 22.4 | 91t | 2 |

MOST QUARTERBACK SACKS

| | No. | Yds |
|----------------------------------|------|-------|
| 1. Rickey Jackson (1981-93) | 123 | 873 |
| 2. Wayne Martin (1989-98) | 78 | 518 |
| 3. Pat Swilling (1986-92) | 76.5 | 629.5 |
| 4. Frank Warren (1981-89, 91-94) | 57 | 362 |
| 5. Jim Wilks (1981-93) | 49 | 354 |
| 6. Renaldo Turnbull (1990-96) | 44.5 | 255.5 |
| 7. Elois Grooms (1975-81) | 43 | - |
| 8. Derland Moore (1973-85) | 40.5 | 301 |
| 9. Bruce Clark (1982-88) | 39.5 | 284 |
| 10. Bob Pollard (1971-77) | 37 | - |

PUNT RETURNS

| | No. | Yds. | Avg. | Long | TD |
|-----------------------------|-----|-------|------|------|----|
| 1. Andre Hastings (1998) | 22 | 307 | 14.0 | 76 | 0 |
| 2. Mel Gray (1986-88) | 49 | 657 | 13.4 | 80 | 1 |
| 3. Eric Guliford (1997-98) | 57 | 599 | 10.5 | 40 | 0 |
| 4. Howard Stevens (1973-74) | 54 | 547 | 10.1 | 40 | 0 |
| 5. Pete Athas (1976) | 35 | 332 | 9.5 | 67 | 0 |
| 6. Tyrone Hughes (1993-96) | 116 | 1,060 | 9.1 | 83t | 2 |
| 7. Jitter Fields (1984) | 27 | 236 | 8.7 | 61 | 0 |
| 8. Jeff Groth (1981-85) | 104 | 887 | 8.5 | 36 | 0 |

KICKOFF RETURNS

| | No. | Yds. | Avg. | Long | TD |
|-------------------------------|-----|-------|------|------|----|
| 1. Walt Roberts (1967) | 28 | 737 | 26.3 | 91t | 1 |
| 2. John Gilliam (1967-68, 77) | 31 | 809 | 26.1 | 94t | 1 |
| 3. Eric Guliford (1997-98) | 61 | 1,562 | 25.6 | 102t | 1 |

| | | | | | |
|--------------------------------------|-----|-------|------|------|---|
| 4. Tyrone Hughes (1993-96)..... | 229 | 5,717 | 25.0 | 99t | 3 |
| 5. Gene Howard (1968-69) | 32 | 760 | 23.8 | 86 | 0 |
| 6. Margene Adkins (1972) | 43 | 1,020 | 23.7 | 61 | 0 |
| 7. Mel Gray (1986-88) | 94 | 2,192 | 23.3 | 101t | 1 |
| 8. Wes Chandler (1978-81) | 39 | 896 | 23.0 | 38 | 0 |
| 9. Rich Mauti (1977-80, 82-83) | 124 | 2,836 | 22.9 | 52 | 0 |
| 10. Wayne Wilson (1979-86) | 69 | 1,583 | 22.9 | 75 | 0 |

FIELD GOALS

| | Att. | Made | Pct. | Long |
|--|------|------|------|------|
| 1. Morten Andersen (1982-94) | 389 | 302 | .776 | 60 |
| 2. Doug Brien (1995-98) | 91 | 76 | .835 | 56 |
| 3. Charlie Durkee (1967-68, 71-72) | 101 | 52 | .515 | 47 |
| 4. Tom Dempsey (1969-70) | 75 | 40 | .533 | 63 |
| 5. Rich Szaro (1975-78) | 58 | 37 | .638 | 50 |
| 6. Benny Ricardo (1980-81) | 42 | 23 | .548 | 47 |
| 7. Bill McClard (1973-75) | 45 | 23 | .511 | 47 |
| 8. Garo Yepremian (1979) | 16 | 12 | .750 | 44 |
| 9. Happy Feller (1972-73) | 23 | 10 | .435 | 46 |

100 GAMES PLAYED CLUB

(With Saints Only)

| | No. |
|--|-----|
| 1. Morten Andersen (1982-94) | 196 |
| 2. Rickey Jackson (1981-93) | 195 |
| 3. Frank Warren (1981-89, 91-94) | 189 |
| 4. Stan Brock (1980-92) | 186 |
| 5. Jim Wilks (1981-93) | 183 |
| 6. Hoby Brenner (1981-93) | 175 |
| 7. Derland Moore (1973-85) | 169 |
| 8. Wayne Martin (1989-98) | 155 |
| 9. Jim Dombrowski (1986-96) | 151 |
| 10. Dave Waymer (1980-89) | 149 |
| 11. Eric Martin (1985-93) | 143 |
| 12. Joel Hilgenberg (1984-93) | 142 |
| 13. John Hill (1975-84) | 137 |
| Archie Manning (1971-82) | 137 |
| 15. John Tice (1983-92) | 134 |
| 16. Sam Mills (1986-94) | 133 |
| 17. Joe Federspiel (1972-80) | 130 |
| 18. Vaughan Johnson (1986-93) | 120 |
| 19. Tommy Myers (1972-81) | 119 |
| 20. Brett Maxie (1985-93) | 118 |
| 21. Dave Lafary (1977-85) | 109 |
| 22. Dalton Hilliard (1986-93) | 108 |
| 23. Pat Swilling (1986-92) | 107 |
| Gene Atkins (1987-93) | 107 |
| 25. Renaldo Turnbull (1990-96) | 104 |
| 26. Bruce Clark (1982-88) | 102 |
| 27. Larry Hardy (1978-85) | 101 |
| Toi Cook (1987-93) | 101 |

SAINTS LEADERS BY YEARS

RUSHING

| | Att. | Yds. | Avg. | Long | TD |
|------------------------------|------|------|------|------|----|
| 1967 — Jim Taylor | 130 | 390 | 3.0 | 16 | 2 |
| 1968 — Don McCall | 155 | 637 | 4.1 | 48 | 4 |
| 1969 — Andy Livingston | 181 | 761 | 4.2 | 18 | 5 |
| 1970 — Tony Baker | 82 | 337 | 4.1 | 27 | 5 |
| 1971 — Jim Strong | 95 | 404 | 4.3 | 39 | 3 |
| 1972 — Bob Gresham | 120 | 381 | 3.2 | 23 | 3 |
| 1973 — Jess Phillips | 198 | 663 | 3.3 | 20 | 0 |
| 1974 — Alvin Maxson | 165 | 714 | 4.3 | 66t | 2 |
| 1975 — Mike Strachan | 161 | 668 | 4.1 | 21 | 2 |
| 1976 — Chuck Muncie | 148 | 652 | 4.4 | 51 | 2 |
| 1977 — Chuck Muncie | 201 | 811 | 4.0 | 36 | 6 |
| 1978 — Tony Galbreath | 186 | 635 | 3.4 | 20 | 5 |
| 1979 — Chuck Muncie | 238 | 1198 | 5.0 | 69t | 11 |
| 1980 — Jimmy Rogers | 80 | 366 | 4.6 | 24 | 1 |
| 1981 — George Rogers | 378 | 1674 | 4.4 | 79t | 13 |
| 1982 — George Rogers | 122 | 535 | 4.4 | 38 | 3 |
| 1983 — George Rogers | 256 | 1144 | 4.5 | 76t | 5 |
| 1984 — George Rogers | 239 | 914 | 3.8 | 28 | 2 |
| 1985 — Wayne Wilson | 168 | 645 | 3.8 | 41t | 1 |
| 1986 — Rueben Mayes | 286 | 1353 | 4.7 | 50 | 8 |
| 1987 — Rueben Mayes | 243 | 917 | 3.8 | 38 | 5 |
| 1988 — Dalton Hilliard | 204 | 823 | 4.0 | 36 | 5 |
| 1989 — Dalton Hilliard | 344 | 1262 | 3.7 | 40 | 13 |
| 1990 — Craig Heyward | 129 | 599 | 4.6 | 47t | 4 |
| 1991 — Fred McAfee | 109 | 494 | 4.5 | 34 | 2 |
| 1992 — Vaughn Dunbar | 154 | 565 | 3.7 | 25 | 3 |
| 1993 — Derek Brown | 180 | 705 | 3.9 | 60 | 2 |
| 1994 — Mario Bates | 151 | 579 | 3.8 | 40 | 6 |
| 1995 — Mario Bates | 244 | 951 | 3.9 | 66t | 7 |
| 1996 — Mario Bates | 164 | 584 | 3.6 | 33 | 4 |
| 1997 — Ray Zellars | 156 | 552 | 3.5 | 27 | 4 |
| 1998 — Lamar Smith | 138 | 457 | 3.3 | 33 | 1 |

LONGEST RUNS

| |
|---|
| 1967 — Don McCall, 48t at Washington 12-17 |
| 1968 — Don McCall, 48 vs. Washington 9-22 |
| 1969 — Tony Baker, 54 at St. Louis 11-2 |
| 1970 — Tony Baker, 27 at St. Louis 10-11 |
| 1971 — Jim Strong, 39 at San Francisco 11-14 |
| 1972 — Bill Butler, 27 at Atlanta 11-12 |
| 1973 — Archie Manning, 23 at Los Angeles 11-11 |
| 1974 — Alvin Maxson, 66t vs. St. Louis 12-8 |
| 1975 — Steve Rogers, 22 vs. Chicago 12-21 |
| 1976 — Tony Galbreath, 74t at Kansas City 9-26 |
| 1977 — Chuck Muncie, 36 vs. Los Angeles 10-30 |
| 1978 — Chuck Muncie, 28 at Atlanta 11-26 |
| 1979 — Chuck Muncie, 69t vs. Atlanta 9-2 |
| 1980 — Tony Galbreath, 26 at Los Angeles 9-2 |
| 1981 — George Rogers, 79t at Cleveland 10-18 |
| 1982 — George Rogers, 38 at San Francisco 11-28 |
| 1983 — George Rogers, 76t vs. St. Louis 9-4 |
| 1984 — Hokie Gajan, 62t at Dallas 10-21 |
| 1985 — Earl Campbell, 45 at Atlanta 12-22 |
| 1986 — Rueben Mayes, 50 vs. New England 11-30 |

1987 — Rueben Mayes, 38 vs. San Francisco 10-25
 1988 — Craig Heyward, 73t vs. Raiders 10-23
 1989 — Dalton Hilliard, 40 vs. Rams 11-26
 1990 — Gill Fenerty, 60t at Rams 12-9
 1991 — Dalton Hilliard, 65t at Atlanta 9-29
 1992 — Vaughn Dunbar, 25 at Atlanta 9-20
 1993 — Lorenzo Neal, 74t at Atlanta 9-12
 1994 — Mario Bates, 40 vs. Dallas 12-19
 1995 — Mario Bates, 66t at New England 12-3
 1996 — Ray Zellars, 63 vs. Chicago 10-13
 1997 — Mario Bates, 74t vs. Detroit 9-21
 1998 — Lamar Smith, 33 at Indianapolis 9-27

PASSING

| | Att. | Comp. | Yards | Pct. | Long | Int | TD |
|---------------------------------|------|-------|-------|------|------|-----|----|
| 1967 — Gary Cuozzo | 260 | 134 | 1562 | 51.5 | 49 | 12 | 7 |
| 1968 — Billy Kilmer | 315 | 167 | 2060 | 53.0 | 51 | 17 | 15 |
| 1969 — Billy Kilmer | 360 | 193 | 2532 | 53.6 | 52 | 17 | 20 |
| 1970 — Billy Kilmer | 237 | 135 | 1557 | 56.9 | 46 | 17 | 6 |
| 1971 — Edd Hargett | 210 | 96 | 1191 | 45.7 | 49 | 5 | 6 |
| 1972 — Archie Manning | 448 | 230 | 2781 | 51.3 | 66t | 21 | 18 |
| 1973 — Archie Manning | 267 | 140 | 1642 | 52.4 | 65t | 12 | 10 |
| 1974 — Archie Manning | 261 | 134 | 1429 | 51.3 | 79t | 16 | 6 |
| 1975 — Archie Manning | 338 | 159 | 1685 | 47.0 | 71t | 17 | 7 |
| 1976 — Bobby Douglass | 212 | 103 | 1288 | 48.6 | 74 | 8 | 4 |
| 1977 — Archie Manning | 205 | 113 | 1284 | 55.1 | 59t | 9 | 8 |
| 1978 — Archie Manning | 471 | 291 | 3416 | 61.8 | 71t | 16 | 17 |
| 1979 — Archie Manning | 420 | 252 | 3169 | 60.0 | 85 | 20 | 15 |
| 1980 — Archie Manning | 509 | 309 | 3716 | 60.7 | 56 | 20 | 23 |
| 1981 — Archie Manning | 232 | 134 | 1447 | 57.8 | 55 | 11 | 5 |
| 1982 — Ken Stabler | 189 | 117 | 1343 | 61.9 | 48 | 10 | 6 |
| 1983 — Ken Stabler | 311 | 176 | 1988 | 56.6 | 48 | 18 | 9 |
| 1984 — Richard Todd | 312 | 161 | 2178 | 51.6 | 74 | 19 | 11 |
| 1985 — Dave Wilson | 293 | 145 | 1843 | 49.5 | 50 | 15 | 11 |
| 1986 — Dave Wilson | 342 | 189 | 2353 | 55.3 | 63t | 12 | 7 |
| 1987 — Bobby Hebert | 294 | 164 | 2119 | 55.8 | 67 | 9 | 15 |
| 1988 — Bobby Hebert | 478 | 280 | 3156 | 58.6 | 40t | 15 | 20 |
| 1989 — Bobby Hebert | 353 | 222 | 2686 | 62.9 | 54t | 15 | 15 |
| 1990 — Steve Walsh | 327 | 175 | 1970 | 53.5 | 58 | 13 | 12 |
| 1991 — Bobby Hebert | 248 | 149 | 1676 | 60.1 | 65t | 8 | 9 |
| Steve Walsh | 255 | 141 | 1638 | 55.3 | 41 | 6 | 11 |
| 1992 — Bobby Hebert | 422 | 249 | 3287 | 59.0 | 72t | 16 | 19 |
| 1993 — Wade Wilson | 388 | 221 | 2457 | 57.0 | 42t | 15 | 12 |
| 1994 — Jim Everett | 540 | 346 | 3855 | 64.1 | 78t | 18 | 22 |
| 1995 — Jim Everett | 567 | 345 | 3970 | 60.8 | 70t | 14 | 26 |
| 1996 — Jim Everett | 464 | 267 | 3117 | 57.5 | 51 | 16 | 12 |
| 1997 — Heath Shuler | 203 | 106 | 1288 | 52.2 | 89t | 14 | 2 |
| Billy Joe Hobert | 131 | 61 | 891 | 46.2 | 49 | 10 | 6 |
| 1998 — Billy Joe Tolliver | 199 | 110 | 1427 | 55.3 | 82t | 4 | 8 |
| Kerry Collins | 191 | 94 | 1202 | 49.2 | 89t | 10 | 4 |

LONGEST COMPLETION

1967 — 96, Billy Kilmer to Walter Roberts at Philadelphia 11-19
 1968 — 51, Billy Kilmer to Jim Hester vs. Pittsburgh 12-15

1969 — 70, Jim Ninowski to Don Shy at Los Angeles 10-5
 1970 — 49, Edd Hargett to Bob Shaw at Cincinnati 11-29
 1971 — 63, Archie Manning to Danny Abramowicz at Houston 10-3
 1972 — 66t, Archie Manning to Dave Parks at N.Y. Giants 10-8
 1973 — 65t, Archie Manning to Jubilee Dunbar at Los Angeles 11-11
 1974 — 79t, Archie Manning to Bob Newland vs. Los Angeles 11-17
 1975 — 71t, Archie Manning to Larry Burton vs. Atlanta 11-2
 1976 — 74, Bobby Douglass to Tinker Owens vs. San Francisco 12-12
 1977 — 59t, Archie Manning to Henry Childs vs. Green Bay 9-18
 1978 — 71t, Archie Manning to Larry Hardy at Atlanta 11-26
 1979 — 85, Archie Manning to Wes Chandler at San Francisco 9-23
 1980 — 56, Archie Manning to Brooks Williams vs. Atlanta 10-19
 1981 — 55, Archie Manning to Wayne Wilson at Cleveland 10-18
 1982 — 48, Ken Stabler to Aundra Thompson at Chicago 9-19
 1983 — 48, Ken Stabler to Kenny Duckett at Los Angeles 9-11
 1984 — 74, Richard Todd to Tyrone Young at Chicago 10-7
 1985 — 76t, Bobby Hebert to Eugene Goodlow vs. San Francisco 12-15
 1986 — 84, Bobby Hebert to Eric Martin vs. Green Bay 9-14
 1987 — 82t, John Fourcade to Mike Waters vs. Los Angeles 10-4
 1988 — 40, Bobby Hebert to John Tice vs. Dallas 10-3
 40t, Bobby Hebert to Eric Martin vs. Denver 11-20
 1989 — 54t, Bobby Hebert to Floyd Turner at Rams 10-22
 54t, John Fourcade to Dalton Hilliard at Buffalo 12-10
 1990 — 68t, John Fourcade to Floyd Turner at Atlanta, 10-7
 1991 — 65t, Bobby Hebert to Floyd Turner vs. Chicago, 10-27
 1992 — 72t, Bobby Hebert to Wesley Carroll vs. Chicago, 9-13
 1993 — 63t, Mike Buck to Quinn Early at Pittsburgh, 10-17
 1994 — 78t, Jim Everett to Michael Haynes at Atlanta, 12-11
 1995 — 70t, Jim Everett to Quinn Early vs. Atlanta, 9-17
 1996 — 57t, Doug Nussmeier to Terry Guess vs. Atlanta, 12-8
 1997 — 89t, Heath Shuler to Randal Hill at Chicago, 10-5 *(Team Record - TD Completion)
 1998 — 89t, Kerry Collins to Andre Hastings vs. Dallas, 12-6 *(Tied above Team Record)

RECEIVING

| | No. | Yds. | Avg. | Long | TD |
|-------------------------------|-----|------|------|------|----|
| 1967 — Danny Abramowicz | 50 | 721 | 14.4 | 80 | 6 |
| 1968 — Danny Abramowicz | 54 | 890 | 16.4 | 47 | 7 |
| 1969 — Danny Abramowicz | 73 | 1051 | 13.9 | 49 | 7 |
| 1970 — Danny Abramowicz | 55 | 906 | 16.5 | 48 | 5 |
| 1971 — Danny Abramowicz | 37 | 657 | 17.8 | 63 | 5 |
| 1972 — Bob Newland | 47 | 579 | 12.3 | 42 | 2 |
| 1973 — John Beasley | 31 | 280 | 9.0 | 22 | 1 |
| 1974 — Alvin Maxson | 42 | 294 | 7.0 | 22 | 1 |
| 1975 — Alvin Maxson | 41 | 234 | 5.7 | 33 | 0 |
| 1976 — Tony Galbreath | 54 | 420 | 7.8 | 35 | 1 |
| 1977 — Tony Galbreath | 41 | 265 | 6.5 | 30 | 0 |
| 1978 — Tony Galbreath | 74 | 582 | 7.9 | 35 | 2 |
| 1979 — Wes Chandler | 65 | 1069 | 16.4 | 85 | 6 |
| 1980 — Wes Chandler | 65 | 975 | 15.0 | 50 | 6 |
| 1981 — Jack Holmes | 38 | 206 | 5.4 | 19 | 0 |
| 1982 — Jeff Groth | 30 | 383 | 12.8 | 39 | 1 |
| 1983 — Jeff Groth | 49 | 585 | 11.9 | 42 | 1 |
| 1984 — Hokie Gajan | 35 | 288 | 8.2 | 51 | 2 |
| 1985 — Hoby Brenner | 42 | 652 | 15.5 | 30 | 3 |
| 1986 — Mike Jones | 48 | 625 | 13.0 | 45 | 3 |

| | | | | | |
|-------------------------------|----|------|------|-----|---|
| 1987 — Eric Martin | 44 | 778 | 17.7 | 67 | 7 |
| 1988 — Eric Martin | 85 | 1083 | 12.7 | 40t | 7 |
| 1989 — Eric Martin | 68 | 1090 | 16.0 | 53t | 8 |
| 1990 — Eric Martin | 63 | 912 | 14.5 | 58 | 5 |
| 1991 — Eric Martin | 66 | 803 | 12.2 | 30 | 4 |
| 1991 — Eric Martin | 64 | 927 | 14.5 | 65t | 8 |
| Floyd Turner | 64 | 1041 | 15.3 | 52t | 5 |
| 1992 — Eric Martin | 68 | 950 | 14.4 | 54t | 3 |
| 1993 — Eric Martin | 66 | 894 | 10.9 | 33 | 4 |
| 1994 — Quinn Early | 82 | 985 | 12.8 | 78t | 5 |
| Michael Haynes | 77 | 1087 | 13.4 | 70t | 8 |
| 1995 — Quinn Early | 81 | 558 | 11.2 | 41 | 2 |
| 1996 — Torrance Small | 50 | 786 | 17.9 | 51 | 4 |
| Michael Haynes | 44 | 761 | 13.8 | 89t | 2 |
| 1997 — Randal Hill | 55 | 722 | 15.0 | 39 | 5 |
| Andre Hastings | 48 | 684 | 12.7 | 53 | 6 |
| 1998 — Cameron Cleeland | 54 | 823 | 15.5 | 64t | 1 |
| Sean Dawkins | 53 | | | | |

HIGHEST AVERAGE GAIN (Per Reception)

| |
|---|
| 1967 — 22.6, Walt Roberts (17 for 834, 3 TDs) |
| 1968 — 17.6, Jim Hester (17 for 300, 2 TDs) |
| 1969 — 16.2, Al Dodd (37 for 600, 1 TD) |
| 1970 — 17.3, Al Dodd (28 for 484, 1 TD) |
| 17.2, Dave Parks (26 for 447, 2 TDs) |
| 1971 — 19.9, Al Dodd (15 for 298, 0 TD) |
| 1972 — 17.6, Danny Abramowicz (38 for 668, 7 TDs) |
| 1973 — 19.4, Jubilee Dunbar (23 for 447, 4 TDs) |
| 1974 — 18.1, Bob Newland (27 for 490, 2 TDs) |
| 1975 — 19.1, Larry Burton (16 for 305, 2 TDs) |
| 1976 — 20.1, Tinker Owens (12 for 241, 1 TD) |
| 1977 — 18.9, Don Herrmann (31 for 586, 0 TD) |
| 1978 — 16.4, Henry Childs (53 for 869, 4 TDs) |
| 1979 — 16.6, Henry Childs (51 for 846, 5 TDs) |
| 1980 — 18.7, Ike Harris (37 for 692, 6 TDs) |
| 1981 — 19.0, Jeff Groth (20 for 380, 1 TD) |
| 1982 — 17.5, Rich Mauti (4 for 70, 0 TD) |
| 17.3, Aundra Thompson (8 for 138, 1 TD) |
| 1983 — 14.9, Kenny Duckett (19 for 283, 2 TDs) |
| 1984 — 20.6, Tyrone Young (29 for 597, 3 TDs) |
| 1985 — 18.8, Eugene Goodlow (32 for 603, 3 TDs) |
| 1986 — 18.2, Eric Martin (37 for 675, 5 TDs) |
| 1987 — 17.7, Eric Martin (44 for 778, 7 TDs) |
| 1988 — 13.4, Brett Perriman (16 for 215, 2 TDs) |
| 1989 — 17.8, Brett Perriman (20 for 356, 0 TDs) |
| 1990 — 18.9, Floyd Turner (21 for 396, 4 TDs) |
| 1991 — 16.9, Quinn Early (32 for 541, 2 TDs) |
| 1992 — 18.9, Quinn Early (30 for 566, 5 TDs) |
| 1993 — 15.5, Hoby Brenner (11 for 171, 1 TD) |
| 1994 — 14.7, Torrance Small (49 for 719, 5 TDs) |
| 1995 — 14.6, Michael Haynes (41 for 597, 4 TDs) |
| 1996 — 25.3, Mercury Hayes (4 for 101, 0 TDs) |
| 1997 — 24.5, Keith Poole (4 for 98, 2 TDs) |
| 1998 — 12.2, Keith Poole (24 for 509, 2 TDs) |

INTERCEPTIONS

| | No. | Yds. | Avg. | Long | TD |
|-----------------------------|-----|------|------|------|----|
| 1967 — Dave Whitsell | 10 | 178 | 17.8 | 41t | 2 |
| 1968 — Dave Whitsell | 6 | 50 | 8.3 | 32 | 0 |
| 1969 — Elijah Nevett | 3 | 20 | 6.6 | 20 | 0 |
| 1970 — Hugo Hollas | 5 | 79 | 15.8 | 29 | 0 |
| 1971 — Delles Howell | 5 | 56 | 11.2 | 25 | 0 |
| 1972 — Bivian Lee | 4 | 65 | 16.3 | 32 | 0 |
| 1973 — Ernie Jackson | 3 | 40 | 13.3 | 23 | 0 |
| Tommy Myers | 3 | 33 | 11.0 | 20 | 0 |
| Jim Merlo | 3 | 25 | 8.3 | 16 | 0 |
| Bivian Lee | 3 | 23 | 7.7 | 12 | 0 |
| 1974 — Ernie Jackson | 4 | 53 | 13.3 | 28 | 0 |
| Terry Schmidt | 4 | 27 | 6.8 | 24 | 1 |
| 1975 — Tommy Myers | 5 | 83 | 16.6 | 29 | 0 |
| 1976 — Jim Merlo | 4 | 142 | 35.5 | 83t | 2 |
| 1977 — Chuck Crist | 4 | 6 | 1.5 | 2 | 0 |
| 1978 — Tommy Myers | 6 | 167 | 27.8 | 97t | 1 |
| 1979 — Tommy Myers | 7 | 127 | 18.1 | 52 | 1 |
| 1980 — Tommy Myers | 5 | 96 | 19.2 | 48 | 0 |
| 1981 — Dave Waymer | 4 | 54 | 13.5 | 31 | 0 |
| 1982 — Russell Gary | 2 | 25 | 12.5 | 19 | 0 |
| Dennis Winston | 2 | -2 | -1.0 | 0 | 0 |
| 1983 — Johnnie Poe | 7 | 146 | 20.9 | 31t | 1 |
| 1984 — Dave Waymer | 4 | 9 | 2.3 | 9 | 0 |
| 1985 — Dave Waymer | 6 | 49 | 8.2 | 28 | 0 |
| 1986 — Dave Waymer | 9 | 48 | 5.3 | 17 | 0 |
| 1987 — Dave Waymer | 5 | 78 | 15.6 | 35 | 0 |
| Reggie Sutton | 5 | 68 | 13.6 | 26 | 0 |
| 1988 — Gene Atkins | 4 | 42 | 10.5 | 40 | 0 |
| 1989 — Dave Waymer | 6 | 66 | 11.0 | 42 | 0 |
| 1990 — Brett Maxie | 2 | 88 | 44.0 | 50t | 1 |
| Toi Cook | 2 | 55 | 27.5 | 50 | 0 |
| Gene Atkins | 2 | 15 | 7.5 | 15 | 0 |
| Bennie Thompson | 2 | 0 | 0.0 | 0 | 0 |
| 1991 — Gene Atkins | 5 | 198 | 39.6 | 79 | 0 |
| Vince Buck | 5 | 12 | 2.4 | 12 | 0 |
| 1992 — Toi Cook | 6 | 90 | 15.0 | 48t | 1 |
| 1993 — Gene Atkins | 3 | 59 | 19.7 | 37 | 0 |
| 1994 — Jimmy Spencer | 5 | 24 | 4.8 | 11 | 0 |
| 1995 — Jimmy Spencer | 4 | 11 | 2.8 | 9 | 0 |
| 1996 — Anthony Newman | 3 | 40 | 13.3 | 21 | 0 |
| Greg Jackson | 3 | 24 | 8.0 | 10 | 0 |
| 1997 — Sammy Knight | 5 | 75 | 15.0 | 39 | 0 |
| 1998 — Sammy Knight | 6 | 171 | 28.5 | 91t | 2 |

QUARTERBACK SACKS

| | No. | Yds. |
|---------------------------------|-----|------|
| 1982 — Bruce Clark, DE | 5.5 | 51 |
| 1983 — Rickey Jackson, LB | 12 | 81.5 |
| 1984 — Rickey Jackson, LB | 12 | 95 |
| 1985 — Rickey Jackson, LB | 11 | 89 |
| 1986 — James Geathers, DE | 9 | 73 |
| Rickey Jackson, LB | 9 | 71 |

| | | |
|-----------------------------|------|------|
| 1987 — Pat Swilling, LB | 10.5 | 87 |
| 1988 — Rickey Jackson, LB | 7 | 66 |
| Pat Swilling, LB | 7 | 65 |
| 1989 — Pat Swilling, LB | 16.5 | 164 |
| 1990 — Pat Swilling, LB | 11.0 | 68 |
| 1991 — Pat Swilling, LB | 17.0 | 139 |
| 1992 — Wayne Martin, DE | 15.5 | 102 |
| 1993 — Renaldo Turnbull, LB | 13.0 | 73 |
| 1994 — Darion Conner, LB | 10.5 | 66 |
| Wayne Martin, DE | 10.0 | 59 |
| 1995 — Wayne Martin, DT | 13.0 | 89 |
| 1996 — Wayne Martin, DT | 11.0 | 84.5 |
| 1997 — Wayne Martin, DT | 10.5 | 60 |
| 1998 — La'Roi Glover, DT | 10.0 | 83 |

SCORING

| | TD | FG | PAT | Points |
|-------------------------|----|-------|-------|--------|
| 1967 — Charlie Durkee | - | 14-32 | 27-27 | 69 |
| 1968 — Charlie Durkee | - | 19-37 | 27-27 | 84 |
| 1969 — Tom Dempsey | - | 22-41 | 33-35 | 99 |
| 1970 — Tom Dempsey | - | 18-34 | 16-17 | 70 |
| 1971 — Charlie Durkee | - | 16-23 | 24-25 | 72 |
| 1972 — Danny Abramowicz | 7 | - | - | 42 |
| 1973 — Bill McClard | - | 13-24 | 9-9 | 48 |
| 1974 — Bill McClard | - | 9-16 | 19-20 | 46 |
| 1975 — Rich Szaro | - | 10-16 | 16-17 | 46 |
| 1976 — Rich Szaro | - | 18-23 | 25-29 | 79 |
| 1977 — Henry Childs | 9 | - | - | 54 |
| 1978 — Tony Galbreath | 7 | - | - | 42 |
| Chuck Muncie | 7 | - | - | 42 |
| 1979 — Garo Yepremian | - | 12-16 | 39-40 | 75 |
| 1980 — Benny Ricardo | - | 10-17 | 31-34 | 61 |
| 1981 — George Rogers | 13 | - | - | 78 |
| 1982 — Wayne Wilson | 5 | - | - | 30 |
| 1983 — Morten Andersen | - | 18-24 | 37-38 | 91 |
| 1984 — Morten Andersen | - | 20-27 | 34-34 | 94 |
| 1985 — Morten Andersen | - | 31-35 | 27-29 | 120 |
| 1986 — Morten Andersen | - | 26-30 | 30-30 | 108 |
| 1987 — Morten Andersen | - | 28-36 | 37-37 | 121 |
| 1988 — Morten Andersen | - | 26-36 | 32-33 | 110 |
| 1989 — Dalton Hilliard | 18 | - | - | 108 |
| Morten Andersen | - | 20-29 | 44-45 | 104 |
| 1990 — Morten Andersen | - | 21-27 | 29-29 | 92 |
| 1991 — Morten Andersen | - | 25-32 | 38-38 | 113 |
| 1992 — Morten Andersen | - | 29-34 | 33-34 | 120 |
| 1993 — Morten Andersen | - | 28-35 | 33-33 | 117 |
| 1994 — Morten Andersen | - | 28-39 | 32-32 | 116 |
| 1995 — Doug Brien | - | 12-17 | 16-16 | 52 |
| 1996 — Doug Brien | - | 21-25 | 18-18 | 81 |
| 1997 — Doug Brien | - | 23-27 | 22-22 | 91 |
| 1998 — Doug Brien | - | 20-22 | 31-31 | 91 |

PUNT RETURNS

| | No. | Yds. | Avg. | Long | TD |
|-----------------------|-----|------|------|------|----|
| 1967 — Walter Roberts | 11 | 50 | 4.5 | 11 | 0 |
| 1968 — John Gilliam | 15 | 60 | 4.0 | 21 | 0 |
| 1969 — Al Dodd | 15 | 106 | 7.1 | 21 | 0 |
| 1970 — Al Dodd | 14 | 129 | 9.2 | 41 | 0 |
| 1971 — Al Dodd | 13 | 88 | 6.8 | 14 | 0 |
| 1972 — Tommy Myers | 9 | 43 | 4.8 | 10 | 0 |
| 1973 — Howard Stevens | 17 | 171 | 10.1 | 37 | 0 |
| 1974 — Howard Stevens | 37 | 376 | 10.2 | 40 | 0 |
| 1975 — Gil Chapman | 17 | 20 | 12.2 | 42 | 0 |
| 1976 — Pete Athas | 35 | 332 | 9.5 | 67 | 0 |
| 1977 — Rich Mauti | 38 | 281 | 7.4 | 33 | 0 |
| 1978 — Wes Chandler | 34 | 233 | 6.9 | 32 | 0 |
| 1979 — Rich Mauti | 27 | 218 | 8.1 | 23 | 0 |
| 1980 — Rich Mauti | 11 | 111 | 10.1 | 18 | 0 |
| 1981 — Jeff Groth | 37 | 436 | 11.8 | 36 | 0 |
| 1982 — Jeff Groth | 21 | 144 | 6.9 | 18 | 0 |
| 1983 — Jeff Groth | 39 | 275 | 7.1 | 38 | 0 |
| 1984 — Jitter Fields | 27 | 236 | 8.7 | 61 | 0 |
| 1985 — Willie Tullis | 17 | 141 | 8.3 | 17 | 0 |
| 1986 — Eric Martin | 24 | 227 | 9.5 | 39 | 0 |
| 1987 — Mel Gray | 24 | 352 | 14.7 | 80 | 0 |
| 1988 — Mel Gray | 25 | 305 | 12.2 | 66t | 1 |
| 1989 — Rod Harris | 27 | 196 | 7.3 | 20 | 0 |
| 1990 — Vince Buck | 37 | 305 | 8.2 | 33 | 0 |
| 1991 — Vince Buck | 31 | 260 | 8.4 | 52 | 0 |
| 1992 — Patrick Newman | 23 | 158 | 6.9 | 18 | 0 |
| 1993 — Tyrone Hughes | 37 | 503 | 13.6 | 83t | 2 |
| 1994 — Tyrone Hughes | 21 | 143 | 6.8 | 35 | 0 |
| 1995 — Tyrone Hughes | 28 | 262 | 9.4 | 74 | 0 |
| 1996 — Tyrone Hughes | 30 | 152 | 5.1 | 16 | 0 |
| 1997 — Eric Guliford | 47 | 498 | 10.6 | 32 | 0 |
| 1998 — Andre Hastings | 22 | 307 | 14.0 | 76 | 0 |

KICKOFF RETURNS

| | No. | Yds. | Avg. | Long | TD |
|-------------------------|-----|------|------|------|----|
| 1967 — Walter Roberts | 28 | 737 | 26.3 | 91t | 1 |
| 1968 — Gene Howard | 23 | 533 | 23.2 | 36 | 0 |
| 1969 — Don Shy | 16 | 447 | 27.9 | 57 | 0 |
| 1970 — Al Dodd | 15 | 319 | 21.3 | 32 | 0 |
| 1971 — Virgil Robinson | 19 | 443 | 23.3 | 51 | 0 |
| 1972 — Margene Adkins | 43 | 1020 | 23.7 | 61 | 0 |
| 1973 — Howard Stevens | 26 | 590 | 22.7 | 48 | 0 |
| 1974 — Howard Stevens | 33 | 749 | 22.7 | 41 | 0 |
| 1975 — Gil Chapman | 28 | 614 | 21.9 | 36 | 0 |
| 1976 — Tony Galbreath | 20 | 399 | 19.9 | 32 | 0 |
| 1977 — Clarence Chapman | 15 | 385 | 25.7 | 92t | 1 |
| 1978 — Wes Chandler | 32 | 760 | 23.8 | 38 | 0 |
| 1979 — Rich Mauti | 36 | 801 | 22.2 | 39 | 0 |
| 1980 — Jimmy Rogers | 41 | 930 | 22.9 | 88 | 0 |
| 1981 — Wayne Wilson | 31 | 722 | 23.3 | 57 | 0 |
| 1982 — Aundra Thompson | 10 | 211 | 21.1 | 35 | 0 |
| 1983 — Kenny Duckett | 33 | 719 | 21.8 | 61 | 0 |

| | | | | | |
|------------------------------|----|------|------|------|---|
| 1984 — Tyrone Anthony | 22 | 490 | 22.3 | 64 | 0 |
| 1985 — Willie Tullis | 23 | 480 | 20.9 | 62 | 0 |
| 1986 — Mel Gray | 31 | 866 | 27.9 | 101t | 1 |
| 1987 — Dalton Hilliard | 10 | 248 | 24.8 | 74 | 0 |
| 1988 — Gene Atkins | 20 | 424 | 21.2 | 57 | 0 |
| Mel Gray | 32 | 670 | 20.9 | 39 | 0 |
| 1989 — Bobby Morse | 10 | 278 | 27.8 | 99t | 1 |
| Gene Atkins | 12 | 245 | 20.4 | 32 | 0 |
| 1990 — Gene Atkins | 19 | 471 | 24.8 | 50 | 0 |
| Gill Fenerty | 28 | 572 | 20.4 | 58 | 0 |
| 1991 — Gene Atkins | 20 | 368 | 18.4 | 27 | 0 |
| 1992 — Fred McAfee | 19 | 393 | 20.7 | 38 | 0 |
| 1993 — Tyrone Hughes | 30 | 753 | 25.1 | 99t | 1 |
| 1994 — Tyrone Hughes | 63 | 1556 | 24.7 | 98t | 2 |
| 1995 — Tyrone Hughes | 66 | 1617 | 24.5 | 83 | 0 |
| 1996 — Tyrone Hughes | 70 | 1791 | 25.6 | 58 | 0 |
| 1997 — Eric Guliford | 43 | 1128 | 26.2 | 102t | 1 |
| 1998 — Qadry Ismail | 28 | 590 | 21.1 | 39 | 0 |

PUNTING

| | No. | Yds. | Avg. | Long |
|-------------------------------|-----|------|------|------|
| 1967 — Tom McNeill | 74 | 3174 | 42.9 | 66 |
| 1968 — Tom McNeill | 49 | 2009 | 41.0 | 58 |
| 1969 — Ollie Cordill | 42 | 1719 | 40.9 | 58 |
| 1970 — Julian Fagan | 77 | 3269 | 42.5 | 64 |
| 1971 — Julian Fagan | 77 | 3188 | 41.4 | 64 |
| 1972 — Julian Fagan | 71 | 2899 | 40.8 | 71 |
| 1973 — Steve O'Neal | 81 | 3375 | 41.7 | 71 |
| 1974 — Tom Blanchard | 88 | 3705 | 42.1 | 71 |
| 1975 — Tom Blanchard | 92 | 3776 | 41.0 | 61 |
| 1976 — Tom Blanchard | 101 | 3974 | 39.3 | 63 |
| 1977 — Tom Blanchard | 82 | 3474 | 42.4 | 66 |
| 1978 — Tom Blanchard | 84 | 3532 | 42.0 | 61 |
| 1979 — Rick Partridge | 57 | 2330 | 40.9 | 61 |
| 1980 — Russell Erxleben | 89 | 3499 | 39.2 | 57 |
| 1981 — Russell Erxleben | 66 | 2672 | 40.5 | 60 |
| 1982 — Russell Erxleben | 46 | 1976 | 43.0 | 60 |
| 1983 — Russell Erxleben | 74 | 3034 | 41.0 | 60 |
| 1984 — Brian Hansen | 69 | 3020 | 43.8 | 66 |
| 1985 — Brian Hansen | 69 | 3763 | 42.3 | 58 |
| 1986 — Brian Hansen | 81 | 3456 | 42.7 | 66 |
| 1987 — Brian Hansen | 52 | 2104 | 40.5 | 60 |
| 1988 — Brian Hansen | 72 | 2913 | 40.5 | 64 |
| 1989 — Tommy Barnhardt | 55 | 2179 | 39.6 | 56 |
| 1990 — Tommy Barnhardt | 70 | 2990 | 42.7 | 65 |
| 1991 — Tommy Barnhardt | 86 | 3743 | 43.5 | 61 |
| 1992 — Tommy Barnhardt | 67 | 2947 | 44.0 | 62 |
| 1993 — Tommy Barnhardt | 77 | 3356 | 43.6 | 58 |
| 1994 — Tommy Barnhardt | 67 | 2920 | 43.6 | 57 |
| 1995 — Klaus Wilmsmeyer | 73 | 2965 | 40.6 | 53 |
| 1996 — Klaus Wilmsmeyer | 87 | 3551 | 40.8 | 63 |
| 1997 — Mark Royals | 88 | 4038 | 45.9 | 66 |
| 1998 — Mark Royals | 88 | 4017 | 45.6 | 64 |

FIELD GOALS

| | TD | FG | PAT | Points |
|-------------------------------|----|-------|-------|--------|
| 1967 — Charlie Durkee | - | 14-32 | 27-27 | 69 |
| 1968 — Charlie Durkee | - | 19-37 | 27-27 | 84 |
| 1969 — Tom Dempsey | - | 22-41 | 33-35 | 99 |
| 1970 — Tom Dempsey | - | 18-34 | 16-17 | 70 |
| 1971 — Charlie Durkee | - | 16-23 | 24-25 | 72 |
| 1972 — Happy Feller | - | 6-11 | 10-12 | 28 |
| Charlie Durkee | - | 3-9 | 9-9 | 18 |
| Toni Linhart | - | 2-5 | 5-5 | 11 |
| 1973 — Bill McClard | - | 13-24 | 9-9 | 48 |
| 1974 — Bill McClard | - | 9-16 | 19-20 | 46 |
| 1975 — Rich Szaro | - | 10-16 | 16-17 | 46 |
| 1976 — Rich Szaro | - | 18-23 | 25-29 | 79 |
| 1977 — Rich Szaro | - | 5-13 | 29-31 | 44 |
| 1978 — Steve Mike-Mayer | - | 6-13 | 18-18 | 36 |
| Rich Szaro | - | 4-6 | 9-9 | 21 |
| John Leypoldt | - | 2-3 | 4-5 | 10 |
| Tom Jurich | - | 0-3 | 2-2 | 2 |
| 1979 — Garo Yepremian | - | 12-16 | 39-40 | 75 |
| 1980 — Benny Ricardo | - | 10-17 | 31-34 | 61 |
| 1981 — Benny Ricardo | - | 13-25 | 24-24 | 63 |
| 1982 — Toni Fritsch | - | 4-7 | 8-9 | 20 |
| Morten Andersen | - | 2-5 | 6-6 | 12 |
| Russell Erxleben | - | - | 1-1 | 1 |
| 1983 — Morten Andersen | - | 18-24 | 37-38 | 91 |
| 1984 — Morten Andersen | - | 20-27 | 34-34 | 94 |
| 1985 — Morten Andersen | - | 31-35 | 27-29 | 120 |
| 1986 — Morten Andersen | - | 26-30 | 30-30 | 108 |
| 1987 — Morten Andersen | - | 28-36 | 37-37 | 121 |
| 1988 — Morten Andersen | - | 26-36 | 32-33 | 110 |
| 1989 — Morten Andersen | - | 20-29 | 44-45 | 104 |
| 1990 — Morten Andersen | - | 21-27 | 29-29 | 92 |
| 1991 — Morten Andersen | - | 25-32 | 38-38 | 113 |
| 1992 — Morten Andersen | - | 29-34 | 33-34 | 120 |
| 1993 — Morten Andersen | - | 28-35 | 33-33 | 117 |
| 1994 — Morten Andersen | - | 28-39 | 32-32 | 116 |
| 1995 — Doug Brien | - | 12-17 | 16-16 | 52 |
| 1996 — Doug Brien | - | 21-25 | 18-18 | 81 |
| 1997 — Doug Brien | - | 23-27 | 22-22 | 91 |
| 1998 — Doug Brien | - | 20-22 | 31-31 | 91 |



SAINTS INDIVIDUAL RECORDS

SERVICE

MOST SEASONS

- 13 Morten Andersen, 1982-94
- 13 Hoby Brenner, 1981-93
- 13 Stan Brock, 1980-92
- 13 Rickey Jackson, 1981-93
- 13 Derland Moore, 1973-85
- 13 Frank Warren, 1981-89, 91-94
- 13 Jim Wilks, 1981-93

MOST GAMES

- 196 Morten Andersen, 1982-94
- 195 Rickey Jackson, 1981-93
- 189 Frank Warren, 1981-89, 91-94
- 186 Stan Brock, 1980-92
- 183 Jim Wilks 1981-93

SCORING

TOTAL POINTS

Career

- 1318 Morten Andersen, 1982-94 (302 FGs, 412 PATs)
- 318 Dalton Hilliard, 1986-93 (53 TDs)
- 315 Doug Brien, 1995-98 (76 FGs, 87 PATs)

Season

- 121 Morten Andersen, 1987 (28 FGs, 37 PATs)
- 120 Morten Andersen, 1985 (31 FGs, 27 PATs)
- 120 Morten Andersen, 1992 (29 FGs, 33 PATs)

Game

- 18 Walt Roberts vs. Philadelphia 11-5-67 (3 TDs)
- 18 Danny Abramowicz vs. San Francisco 9-26-71 (3 TDs)
- 18 Archie Manning vs. Chicago 10-2-77 (3 TDs)
- 18 Chuck Muncie vs. San Francisco 11-11-79 (3 TDs)
- 18 George Rogers at Rams 11-8-81 (3 TDs)
- 18 Wayne Wilson vs. Atlanta 1-2-83 (3 TDs)
- 18 Dalton Hilliard at Rams 10-22-89 (3 TDs)
- 18 Rueben Mayes vs. Phoenix 9-23-90 (3 TDs)
- 18 Mario Bates at Rams 12-4-94 (3 TDs)

Opponent/Game

- 24 Dave Williams at St. Louis 11-2-69 (4 TDs)
- 24 Wayne Morris at St. Louis 10-23-77 (4 TDs)
- 24 Rodney Hampton at Giants 9-24-95 (4 TDs)

TOUCHDOWNS

Career

- 53 Dalton Hilliard, 1986-93
- 48 Eric Martin, 1985-93
- 37 Danny Abramowicz, 1967-73

Season

- 18 Dalton Hilliard, 1989
- 13 George Rogers, 1981
- 11 Chuck Muncie, 1979

Game

- 3 Walt Roberts vs. Philadelphia 11-5-67
- 3 Danny Abramowicz vs. San Francisco 9-26-71
- 3 Archie Manning vs. Chicago 10-2-77
- 3 Chuck Muncie vs. San Francisco 11-11-79
- 3 George Rogers at Rams 11-8-81
- 3 Wayne Wilson vs. Atlanta 1-2-83
- 3 Dalton Hilliard at Rams 10-22-89
- 3 Rueben Mayes vs. Phoenix 9-23-90
- 3 Mario Bates at Rams 12-4-94

Opponent/Game

- 4 Dave Williams at St. Louis 11-2-69 (all receiving)
- 4 Wayne Morris at St. Louis 10-23-77 (all rushing)
- 4 Rodney Hampton at Giants 9-24-95 (all rushing)

FIELD GOALS MADE

Career

- 302 Morten Andersen, 1982-94 (389 atts.)
- 76 Doug Brien, 1995-98 (91 atts.)
- 52 Charlie Durkee, 1967-68, 71-72 (101 atts.)

Season

- 31 Morten Andersen, 1985 (35 atts.)
- 29 Morten Andersen, 1992 (34 atts.)
- 28 Morten Andersen, 1987 (36 atts.)
- 28 Morten Andersen, 1993 (35 atts.)
- 28 Morten Andersen, 1994 (39 atts.)

Game

- 5 Charlie Durkee at Green Bay 11-28-71 (6 atts.)
- 5 Morten Andersen vs. Rams 12-1-85 (5 atts.)
- 5 Morten Andersen vs. San Francisco 10-25-87 (7 atts.)
- 5 Morten Andersen vs. Atlanta 12-3-92 (5 atts.)
- 5 Morten Andersen at Atlanta 12-11-94 (5 atts.)

Opponent/Game

- 6 Bobby Howfield at Jets 12-3-72 (7 atts.)
- 6 Ray Wersching, San Francisco 10-16-83 (6 atts.)
- 6 Norm Johnson, Atlanta, 11-13-94 (6 atts.)

LONGEST FIELD GOAL

- 63 Tom Dempsey vs. Detroit 11-8-70 (NFL Record, tied in 1998)
- 60 Morten Andersen vs. Chicago 10-27-91
- 56 Morten Andersen at Philadelphia 12-26-93
- 56 Doug Brien vs. Carolina 9-13-98

Opponent/Longest Field Goal

- 55 Joe Danelo at Giants 9-20-81
- 55 Morten Andersen at Atlanta 12-10-95 (twice)
- 55 Morten Andersen vs. Atlanta 10-12-97

FIELD GOALS ATTEMPTED

Career

- 389 Morten Andersen, 1982-94 (302 made)
- 101 Charlie Durkee, 1967-68, 71-72 (52 made)
- 91 Doug Brien, 1995-98 (76 made)

Season

- 41 Tom Dempsey, 1969 (22 made)
- 39 Morten Andersen, 1994 (28 made)
- 37 Charlie Durkee, 1968 (19 made)

Game

- 7 Tom Dempsey vs. Philadelphia 11-30-69 (4 made)
- 7 Morten Andersen vs. San Francisco 10-25-87 (5 made)

Opponent/Game

- 7 Bobby Howfield at Jets 12-3-72 (6 made)

POINTS AFTER TOUCHDOWN

Career

- 412 Morten Andersen, 1982-94 (418 atts.)
- 87 Charlie Durkee, 1967-68, 71-72 (88 atts.)
- 87 Doug Brien, 1995-98 (87 atts.)
- 79 Rich Szaro, 1975-78 (86 atts.)

Season

- 44 Morten Andersen, 1989 (45 atts.)
- 39 Garo Yepremian, 1979 (40 atts.)
- 38 Morten Andersen, 1991 (38 atts.)

Game

- 6 Tom Dempsey at St. Louis 11-2-69 (7 atts.)
- 6 Rich Szaro at Seattle 11-21-76 (6 atts.)
- 6 Rich Szaro at Chicago 10-2-77 (6 atts.)
- 6 Garo Yepremian at Tampa Bay 10-14-79 (6 atts.)
- 6 Morten Andersen vs. Denver 11-20-88 (6 atts.)

Opponent/Game

- 8 Nick Mike-Mayer, Atlanta 9-16-73 (8 atts.)

RUSHING

TOTAL YARDS

Career

- 4,267 George Rogers, 1981-84 (995 atts.)
- 4,164 Dalton Hilliard, 1986-93 (1,126 atts.)
- 3,408 Rueben Mayes, 1986-88, 90 (837 atts.)
- 3,386 Chuck Muncie, 1976-80 (787 atts.)

Season

- 1,674 George Rogers, 1981 (378 atts.)
- 1,353 Rueben Mayes, 1986 (286 atts.)
- 1,262 Dalton Hilliard, 1989 (344 atts.)

Game

- 206 George Rogers vs. St. Louis 9-4-83 (24 atts.)
- 203 Rueben Mayes vs. Miami 12-7-86 (28 atts.)

Opponent/Game

- 247 Willie Ellison at Rams 12-5-71 (26 atts.)

- 214 LeShon Johnson, Arizona
9-22-96 (21 atts.)
212 Jerome Bettis, Rams
12-12-93 (28 atts.)
202 Gerald Riggs, Atlanta 9-2-84 (35 atts.)

ATTEMPTS**Career**

- 1,126 Dalton Hilliard, 1986-93
(4,164 yards)
995 George Rogers, 1981-84
(4,267 yards)
837 Rueben Mayes, 1986-88, 90
(3,408 yards)

Season

- 378 George Rogers, 1981
(1,674 yards)
344 Dalton Hilliard, 1989
(1,262 yards)

Game

- 35 Earl Campbell at Minnesota
11-24-85 (160 yards)
35 Dwight Beverly at St. Louis
10-11-87 (139 yards)
34 Wayne Wilson vs. Miami
10-2-83 (160 yards)

Opponent/Game

- 39 Gerald Riggs, Atlanta
12-22-85 (158 yards)

MOST 100-YARD RUSHING DAYS**Career**

- 16 George Rogers, 1981-84
11 Rueben Mayes, 1986-88, 90

Season

- 9 George Rogers, 1981
6 Rueben Mayes, 1986

**DUAL 100-YARD RUSHING DAYS
at Kansas City, 9-26-76**

- Tony Galbreath, 14-146
Chuck Muncie, 25-126

at Cincinnati, 11-4-90

- Craig Heyward, 19-122
Rueben Mayes, 30-115

OPPONENT**vs. San Francisco, 11-13-77**

- Wilbur Jackson, 22-123
Del Williams, 25-110, 1 TD

vs. St. Louis, 10-5-80

- Otis Anderson, 22-126
Wayne Morris, 22-102, 3 TDs

**LONGEST SCORING RUNS FROM
SCRIMMAGE**

- 79 George Rogers at Cleveland
10-18-81
76 George Rogers vs. St. Louis
9-4-83
74 Tony Galbreath at Kansas City
9-26-76

74 Lorenzo Neal at Atlanta
9-12-93
74 Mario Bates vs. Detroit
9-21-97
73 Craig Heyward vs. Raiders
10-23-88

**Opponent/Longest Scoring
Runs**

- 80 Willie Ellison at Rams
12-5-71
77 Dick Hoak, at Pittsburgh,
10-20-68
74 MacArthur Lane, at St. Louis,
10-11-70
71 Jerome Bettis, Rams,
12-12-93
70 LeShon Johnson, Arizona
9-22-96

**LONGEST NON-SCORING RUN
FROM SCRIMMAGE**

- 73 George Rogers vs. Philadelphia
10-11-81

**Opponent/Longest Non-
Scoring Runs**

- 66 Eric Dickerson, Rams 10-14-84
62 John Settle at Atlanta 9-11-88

TOUCHDOWNS RUSHING**Career**

- 39 Dalton Hilliard, 1986-93
28 Chuck Muncie, 1976-80
27 Tony Galbreath, 1976-80

Season

- 13 George Rogers, 1981
13 Dalton Hilliard, 1989
11 Chuck Muncie, 1979

Game

- 3 Archie Manning vs. Chicago 10-2-77

- 3 Chuck Muncie vs. San Francisco
11-11-79
3 George Rogers at Rams 11-8-81
3 Wayne Wilson vs. Atlanta 1-2-83
3 Rueben Mayes vs. Phoenix 9-23-90
3 Mario Bates at Rams 12-4-94

Opponent/Game

- 4 Wayne Morris at St. Louis 10-23-77
4 Rodney Hampton at Giants 9-24-95

BEST AVERAGE**Career (min. 250 attempts)**

- 5.7 Archie Manning, 1971-82
(2,058 yds, 358 atts.)
5.4 Hokie Gajan, 1982-85
(1,358 yds, 252 atts.)

Season (min. 75 attempts)

- 6.0 Hokie Gajan, 1984
(615 yds, 102 atts.)
5.1 Hokie Gajan, 1983
(415 yds, 81 atts.)
5.0 Chuck Muncie, 1979
(1,198 yds, 238 atts.)

Game (min. 8 attempts)

- 10.8 Lorenzo Neal at Atlanta 9-12-93
(8-86)
10.43 Tony Galbreath vs. Kansas City
9-26-76 (14-146)
10.4 Gill Fenerty at Rams 12-9-90
(10-104)
10.3 Hokie Gajan vs. Jets 11-21-83
(11-113)

Opponent/Game

- 12.8 Steve Young, at San Francisco
12-23-90 (8-102)

RECEIVING**TOTAL RECEPTIONS****Career**

- 532 Eric Martin, 1985-93
(7,854 yards)
309 Danny Abramowicz, 1967-73
(4,875 yards)
284 Tony Galbreath, 1976-80
(2,221 yards)

Season

- 85 Eric Martin, 1988 (1,083 yards)
82 Quinn Early, 1994 (894 yards)
81 Quinn Early, 1995 (1,087 yards)
77 Michael Haynes, 1994 (985 yards)
74 Tony Galbreath, 1978 (582 yards)

Game

- 14 Tony Galbreath at Green Bay
9-10-78 (122 yards)
12 Danny Abramowicz vs. Pittsburgh
10-29-67 (156 yards)
12 John Beasley vs. San Diego
11-18-73 (127 yards)

Opponent/Game

- 15 Willie Anderson, Rams 11-26-89
(336 yards)
12 Rickey Young, Minnesota 9-3-78
(134 yards)
12 John Spagnola, Philadelphia 10-6-84
(124 yards)
12 Cris Carter, at Minnesota 11-6-94
(151 yards)
12 Cris Carter, at Minnesota 10-19-95
(137 yards)

TOTAL RECEIVING YARDS**Career**

- 7,844 Eric Martin, 1985-92
(532 receptions)
4,875 Danny Abramowicz, 1967-72
(308 receptions)

Season

- 1,090 Eric Martin, 1989 (68 receptions)
1,087 Quinn Early, 1995 (81 receptions)
1,083 Eric Martin, 1988 (85 receptions)
1,069 Wes Chandler, 1979 (65 receptions)
1,051 Danny Abramowicz, 1969
(73 receptions)
1,041 Eric Martin, 1992 (68 receptions)

Game

- 205 Wes Chandler vs. Atlanta 9-2-79
(6 receptions)
200 Torrance Small at Denver
12-24-94 (6 receptions)
179 Floyd Turner vs. Chicago
10-27-91 (9 receptions)

Opponent/Game

- 336 Willie Anderson (NFL record),
Rams 11-26-89 (15 receptions)
248 Richard Johnson, at Detroit
12-3-89 (8 receptions)
212 Mark Carrier, Tampa Bay 12-6-87
(8 receptions)

**MOST 100-YARD RECEIVING
DAYS****Career**

- 18 Eric Martin, 1985-93

- 10 Danny Abramowicz, 1967-73
9 Wes Chandler, 1978-81

Season

- 5 Eric Martin, 1989
4 Danny Abramowicz, 1969

DUAL 100-YARD RECEIVING DAYS**vs. Philadelphia, 11-9-80**

- Wes Chandler, 9-139
Ike Harris, 4-119

at Atlanta, 11-25-79

- Henry Childs, 3-117
Wes Chandler, 6-103

vs. Buffalo, 12-27-98

- Brett Bech, 4-113
Cameron Cleeland, 10-112

OPPONENT**at Cleveland, 11-10-68**

- Paul Warfield, 5-107
Leroy Kelly, 3-104

at St. Louis, 11-2-69

- Dave Williams, 8-164
John Gilliam, 5-106

at Minnesota 12-1-74

- Jim Lash, 3-112
John Gilliam, 5-109

at Giants, 9-20-81

- Johnny Perkins, 8-118
Gary Shirk, 11-101

at Rams, 12-9-90

- Willie Anderson, 5-123
Henry Ellard, 5-107

at Minnesota, 11-6-94

- Jake Reed, 8-157
Cris Carter, 12-151

vs. Atlanta, 11-13-94

- Terance Mathis, 10-125
Andre Rison, 8-118

vs. Atlanta, 9-17-95

- Eric Metcalf, 11-155
Bert Emanuel, 6-104

at Minnesota, 11-19-95

- Qadry Ismail, 5-142
Cris Carter, 12-137

vs. Carolina, 11-26-95

- Mark Carrier, 6-132
Willie Green, 4-105

vs. Atlanta, 12-13-98

- Terance Mathis, 6-198
Tony Martin, 8-109

LONGEST TOUCHDOWN RECEPTIONS

- 89 Randal Hill from Heath Shuler at Chicago 10-5-97
89 Andre Hastings from Kerry Collins vs. Dallas 12-6-98
82 Mike Waters from John Fourcade vs. Rams 10-4-87
80 Danny Abramowicz from Billy Kilmer at Washington 12-17-67
79 Bob Newland from Archie Manning vs. Los Angeles 11-17-74
78 Michael Haynes from Jim Everett at Atlanta 12-11-94
75 Torrance Small from Jim Everett at Denver 12-24-94

Opponent/Longest Touchdown Receptions

- 98 Michael Haynes from Bobby Hebert at Atlanta 9-12-93
88 Harmon Wages from Bob Berry at Atlanta 12-7-69

LONGEST NON-SCORING RECEPTIONS

- 96 Walt Roberts from Billy Kilmer at Philadelphia 11-19-67
85 Wes Chandler from Archie Manning at San Francisco 9-23-79
84 Eric Martin from Bobby Hebert vs. Green Bay 9-14-86

Opponent/Longest Non-Scoring Reception

- 84 Ken Burrough from Bob Berry, Atlanta 12-19-71

TOUCHDOWNS RECEIVING Career

- 48 Eric Martin, 1985-93
37 Danny Abramowicz, 1967-73

Season

- 9 Henry Childs, 1977

- 8 Eric Martin, 1989
8 Floyd Turner, 0991
8 Quinn Early, 1995

Game

- 3 Danny Abramowicz vs. San Francisco 8-26-71

Opponent/Game

- 4 Dave Williams at St. Louis 11-2-69

MOST TOTAL YARDS FROM SCRIMMAGE Career

- 7,865 Eric Martin, 1985-93 (7,854 receiving)
6,397 Dalton Hilliard, 1986-93 (4,164 rushing)
5,086 Tony Galbreath, 1976-80 (2,865 rushing)

Season

- 1,800 George Rogers, 1981 (1,674 rushing)
1,776 Dalton Hilliard, 1989 (1,262 rushing)
1,506 Chuck Muncie, 1979 (1,198 rushing)

Game

- 225 Rueben Mayes vs. Miami 12-7-86 (203 rushing)
206 George Rogers vs. St. Louis 9-4-83 (all rushing)
205 Wes Chandler vs. Atlanta 9-2-79 (all receiving)
200 Torrance Small at Denver 12-24-94 (all receiving)

Opponent/Game

- 326 Willie Anderson, Rams 11-26-69 (all receiving)

PASSING**TOTAL YARDS Career**

- 21,734 Archie Manning, 1971-75, 77-82 (3,328 atts., 1,848 comp.)
14,630 Bobby Hebert, 1985-89, 91-92 (2,055 atts., 1,202 comp.)
10,622 Jim Everett, 1994-96 (1,571 atts., 958 comp.)
7,490 Billy Kilmer, 1967-70 (1,116 atts., 592 comp.)
6,987 Dave Wilson, 1981, 83-88 (1,038 atts., 551 comp.)

Season

- 3,970 Jim Everett, 1995 (567 atts., 345 comp.)
3,855 Jim Everett, 1994 (540 atts., 346 comp.)
3,716 Archie Manning, 1980 (509 atts., 309 comp.)

Game

- 377 Archie Manning at San Francisco 12-7-80 (24-38)
376 Jim Everett vs. Washington 9-11-94 (31-46)
370 Jim Everett vs. Atlanta 9-17-95 (29-43)
364 Jim Everett vs. Green Bay, 12-16-95 (23-34)
355 Archie Manning at San Francisco 9-23-79 (20-28)
355 Bobby Hebert at Phoenix 10-18-92 (19-26)

Opponent/Game

- 454 Jim Everett, Rams 11-26-89 (29-51)
420 Warren Moon, at Minnesota 11-6-94 (33-57)
397 Bill Kenney, Kansas City 9-8-85 (22-34)
386 Jeff George, Atlanta 9-17-95 (27-39)
384 Jim Zorn, at Seattle 11-18-79 (24-33)

PASS ATTEMPTS Career

- 3,335 Archie Manning, 1971-75, 77-82 (1,849 comp.)
2,055 Bobby Hebert, 1985-89, 91-92 (1,202 comp.)
1,571 Jim Everett, 1994-96 (958 comp.)
1,116 Billy Kilmer, 1967-70 (592 comp.)

Season

- 567 Jim Everett, 1995 (345 comp.)
540 Jim Everett, 1994 (346 comp.)
509 Archie Manning, 1980 (309 comp.)
478 Bobby Hebert, 1988 (280 comp.)
471 Archie Manning, 1978 (291 comp.)
464 Jim Everett, 1996 (267 comp.)

Game

- 55 Jim Everett at San Francisco 9-25-94 (31 comp.)
53 Archie Manning at Green Bay 9-10-78 (33 comp.)
52 Archie Manning vs. New England 12-10-72 (24 comp.)

52 Archie Manning vs. San Francisco
11-23-75 (25 comp.)

Opponent/Game

59 Steve Grogan at New England
11-12-89 (27 comp.)
57 Warren Moon, at Minnesota
11-6-94 (33 comp.)

PASS COMPLETIONS

Career

1,849 Archie Manning, 1971-75, 77-82
(3,335 atts.)
1,202 Bobby Hebert, 1985-89, 91-92
(2,055 atts.)
958 Jim Everett, 1994-96 (1,571 atts.)
592 Billy Kilmer, 1967-70 (1,116 atts.)

Season

346 Jim Everett, 1994 (540 atts.)
345 Jim Everett, 1995 (567 atts.)
309 Archie Manning, 1980 (509 atts.)
291 Archie Manning, 1978 (471 atts.)
280 Bobby Hebert, 1988 (478 atts.)

Game

33 Archie Manning at Green Bay
9-10-78 (53 atts.)
31 Bobby Hebert vs. San Francisco
10-8-89 (49 atts.)
31 Jim Everett vs. Washington
9-11-94 (46 atts.)
31 Jim Everett at San Francisco
9-25-94 (55 atts.)
31 Jim Everett at Atlanta
12-10-95 (47 atts.)

Opponent/Game

33 Warren Moon, at Minnesota
11-6-94 (57 atts.)
32 Jake Plummer, at Arizona
12-20-98 (44 atts.)
31 Jim Everett, at Rams
12-9-90 (50 atts.)
29 Jeff Kemp at San Francisco
9-21-86 (44 atts.)
29 Jim Everett, Rams
11-26-89 (51 atts.)
29 Jeff George, Atlanta,
11-13-94 (49 atts.)
29 Bernie Kosar, Miami,
10-15-95 (42 atts.)
29 Elvis Grbac, at San Francisco,
10-29-95 (42 atts.)

LONGEST TOUCHDOWN COMPLETIONS

89 Heath Shuler to Randal Hill
at Chicago 10-5-97
89 Kerry Collins to Andre Hastings
vs. Dallas 12-6-98
82 John Fourcade to Mike Waters
vs. Rams 10-4-87
80 Billy Kilmer to Danny Abramowicz
at Washington 12-17-67
79 Archie Manning to Bob Newland
vs. Los Angeles 11-17-74
78 Jim Everett to Michael Haynes
at Atlanta 12-11-94
75 Jim Everett to Torrance Small
at Denver 12-24-94

Opponent/Longest Touchdown Completions

98 Bobby Hebert to Michael Haynes
at Atlanta 9-12-93
88 Bob Berry to Harmon Wages
at Atlanta 12-7-69

LONGEST NON-SCORING COMPLETIONS

96 Billy Kilmer to Walt Roberts
at Philadelphia 11-19-67
85 Archie Manning to Wes Chandler
at San Francisco 9-23-79
84 Bobby Hebert to Eric Martin
vs. Green Bay 9-14-86

Opponent/Longest Non-Scoring Completion

84 Bob Berry to Ken Burrough,
Atlanta 12-19-71

MOST CONSECUTIVE COMPLETIONS

15 Archie Manning, 1979
(7th and 8th games)

Opponent

18 Don Majkowski at Green Bay
9-17-89

PASSING PERCENTAGE

Career

61.0 Jim Everett, 1994-96
(1,571 atts., 958 comp.)
58.5 Bobby Hebert, 1985-89, 91-92
(2,055 atts., 1,202 comp.)
57.2 Ken Stabler, 1982-84
(500 atts., 326 comp.)
55.4 Archie Manning, 1971-75, 77-82
(3,335 atts., 1,849 comp.)

Season

64.1 Jim Everett, 1994
(540 atts., 346 comp.)
62.9 Bobby Hebert, 1989
(353 atts., 222 comp.)
61.9 Ken Stabler, 1982
(189 atts., 117 comp.)
61.8 Archie Manning, 1978
(471 atts., 291 comp.)

Game

90.9 Mike Buck at Pittsburgh 10-17-93
(10-11)
87.0 Bobby Hebert vs. Denver 11-20-88
(20-23)
85.2 Jim Everett at Denver 12-20-94
(23-27)
84.2 Bobby Hebert vs. Dallas 9-10-89
(16-19)

Opponent/Game

90.9 Scott Hunter at Atlanta 10-31-76
(10-11)
90.5 Lynn Dickey, Green Bay 12-13-81
(19-21)

TOUCHDOWN PASSES

Career

115 Archie Manning, 1971-75, 77-82
85 Bobby Hebert, 1985-89, 91-92
60 Jim Everett, 1994-95
47 Billy Kilmer, 1967-70

Season

26 Jim Everett, 1995
23 Archie Manning, 1980
22 Jim Everett, 1994
20 Billy Kilmer, 1969
20 Bobby Hebert, 1988

Game

6 Billy Kilmer at St. Louis 11-2-69
4 Bobby Hebert vs. San Francisco
9-4-88
4 Jim Everett vs. Miami 10-15-95

Opponent/Game

6 Charley Johnson at St. Louis 11-2-69

QUARTERBACK RATING

Career

83.1 Billy Joe Tolliver, 1998
(110-199, 8 TDs, 4 INTs)
81.1 Jim Everett, 1994-96
(958-1,571, 60 TDs, 48 INTs)
79.2 Bobby Hebert, 1985-89, 91-92
(1,202-2,055, 85 TDs, 75 INTs)

Season

87.0 Jim Everett, 1995
(345-567, 26 TDs, 14 INTs)
83.1 Billy Joe Tolliver, 1998
(110-199, 8 TDs, 4 INTs)
84.9 Jim Everett, 1994
(346-540, 22 TDs, 18 INTs)
82.9 Bobby Hebert, 1987
(164-294, 15 TDs, 9 INTs)
82.9 Bobby Hebert, 1992
(249-422, 19 TDs, 16 INTs)

PASSES HAD INTERCEPTED

Career

156 Archie Manning, 1971-75, 77-82
75 Bobby Hebert, 1985-89, 91-92
62 Billy Kilmer, 1967-70

Season

21 Archie Manning, 1972
20 Archie Manning, 1975, 1979, 1980

Game

5 Archie Manning vs. Atlanta 9-16-73
5 Archie Manning vs. Rams 10-7-79

Opponent/Game

5 Randy Wright, Green Bay 9-14-86
5 Scott Campbell at Atlanta 11-1-87

MOST TIMES SACKED

Career

337 Archie Manning, 1971-75, 77-82
119 Bobby Hebert, 1985-89, 91-92
98 Dave Wilson, 1981, 83-88

Season

49 Archie Manning, 1975
43 Archie Manning, 1972
41 Archie Manning, 1980

Game

9 Dave Wilson at San Francisco
11-13-83
9 Dave Wilson at Rams 11-3-85
9 Wade Wilson at Cleveland 12-5-93

Opponent/Game

7 Wade Wilson at Minnesota
12-21-86

TOTAL OFFENSE**MOST RUNNING AND PASSING PLAYS****Career**

- 3,693 Archie Manning, 1971-75, 77-82
(3,335 passing)
2,197 Bobby Hebert, 1985-89, 91-92
(2,055 passing)

Season

- 591 Jim Everett, 1995 (567 passing)
555 Jim Everett, 1994 (540 passing)
532 Archie Manning, 1980 (509 passing)
515 Bobby Hebert, 1988 (478 passing)
511 Archie Manning, 1972 (448 passing)
509 Archie Manning, 1978 (471 passing)

Game

- 56 Jim Everett at San Francisco
9-25-94 (55 passing)
54 Archie Manning at Green Bay
9-10-78 (53 passing)
54 Archie Manning vs. New England
12-10-72 (52 passing)

Opponent/Game

- 61 Steve Grogan at New England
11-12-89 (59 passing)
59 Warren Moon at Minnesota
11-6-94 (57 passing)

MOST TOTAL YARDS

(does not include yards lost attempting to pass)

Career

- 23,792 Archie Manning, 1971-75, 77-82
(21,734 passing)
15,082 Bobby Hebert, 1985-89, 91-92
(14,630 passing)
10,625 Jim Everett, 1994-96
(10,622 passing)
7,789 Billy Kilmer, 1967-70 (7,490 passing)

Season

- 4,012 Jim Everett, 1995
(3,970 passing)
3,890 Jim Everett, 1994
(3,855 passing)
3,882 Archie Manning, 1980
(3,716 passing)
3,618 Archie Manning, 1978
(3,416 passing)

Game

- 394 Wade Wilson at Atlanta 9-12-93
(341 passing)

- 381 Archie Manning at San Francisco
12-7-80 (377 passing)
376 Jim Everett vs. Washington
9-11-94 (all passing)

Opponent/Game

- 452 Jim Everett, Rams 11-26-89
(454 passing)

PUNTING**MOST PUNTS****Career**

- 447 Tom Blanchard, 1974-78
(41.3 avg.)
433 Tommy Barnhardt, 1987, 1989-94
(43.0 avg.)
363 Brian Hansen, 1984-88
(42.0 avg.)

Season

- 101 Tom Blanchard, 1976 (39.3 avg.)
92 Tom Blanchard, 1975 (41.0 avg.)
89 Russell Erxleben, 1980 (39.2 avg.)
88 Tom Blanchard, 1974 (42.1 avg.)
88 Mark Royals, 1997 (45.9 avg.)
88 Mark Royals, 1998 (45.4 avg.)
87 Klaus Wilmsmeyer, 1996 (40.8 avg.)

Game

- 12 Tom Blanchard vs. Minnesota
11-16-75 (42.9 avg.)
11 Steve O'Neal at San Francisco
10-21-73 (41.6 avg.)
11 Russell Erxleben vs. Washington
12-26-82 (44.7 avg.)

Opponent/Game

- 12 Todd Sauerbrun, at Chicago 10-5-97
(43.7 avg.)
11 Shawn McCarthy, at New England
11-8-92 (42.1 avg.)

HIGHEST AVERAGE**Career**

- 45.7 Mark Royals, 1997-98
(176 punts)
43.0 Tommy Barnhardt, 1987, 1989-94
(433 punts)
42.3 Tom McNeill, 1967-69
(130 punts)
42.0 Brian Hansen, 1984-88
(363 punts)

Season

- 45.9 Mark Royals, 1997 (88 punts)
*Led NFL

- 45.4 Mark Royals, 1998 (88 punts)
*Led NFC
44.0 Tommy Barnhardt, 1992
(67 punts)
43.8 Brian Hansen, 1984 (69 punts)
43.6 Tommy Barnhardt, 1993
(77 punts)
43.6 Tommy Barnhardt, 1994
(67 punts)
43.5 Tommy Barnhardt, 1991
(86 punts)

LONGEST PUNT

- 81 Tom McNeill vs. Dallas 9-28-69

Opponent/Longest Punt

- 87 Dave Finzer at Chicago 10-7-84

PUNT RETURNS**MOST RETURNS****Career**

- 116 Tyrone Hughes, 1993-96 (9.1 avg.)
104 Jeff Groth, 1981-84 (8.5 avg.)
75 Rich Mauti, 1977-80, 82-83 (8.1 avg.)

Season

- 47 Eric Guliford, 1997 (10.6 avg.)
39 Jeff Groth, 1983 (7.1 avg.)
38 Rich Mauti, 1977 (7.4 avg.)
37 Howard Stevens, 1974 (10.2 avg.)
37 Jeff Groth, 1981 (11.8 avg.)
37 Vince Buck, 1990 (8.2 avg.)
37 Tyrone Hughes, 1993 (13.6 avg.)

Game

- 7 Eric Guliford at Oakland 11-9-97
(90 yards)
6 Pete Athas vs. Houston 10-3-76
(161 yards)
6 Rod Harris at Detroit 12-3-89
(38 yards)
6 Bobby Morse vs. Indianapolis
12-24-89 (28 yards)
6 Vince Buck vs. Minnesota
9-22-91 (37 yards)
6 Tyrone Hughes at Carolina
10-22-95 (36 yards)
6 Eric Guliford at Chicago
10-5-97 (77 yards)

Opponent/Game

- 10 Mike Nelms, Washington 12-26-82
(106 yards)

MOST YARDS**Career**

- 1,060 Tyrone Hughes, 1993-96 (116 returns)
887 Jeff Groth, 1981-84 (104 returns)
657 Mel Gray, 1986-88 (49 returns)
610 Rich Mauti, 1977-80, 82-83
(75 returns)

Season

- 503 Tyrone Hughes, 1993 (37 returns)
498 Eric Guliford, 1997 (47 returns)
436 Jeff Groth, 1981 (37 returns)

Game

- 161 Pete Athas vs. Houston 10-3-76
(6 returns)
130 Mel Gray vs. Tampa Bay 12-6-87
(2 returns)
128 Tyrone Hughes at Rams 10-3-93
(4 returns)

Opponent/Game

- 143 Chuck Latourette, St. Louis 9-29-68
(3 returns)

BEST AVERAGE**Career (min. 25 returns)**

- 13.4 Mel Gray, 1986-88 (49 returns)
10.5 Eric Guliford, 1997-98 (57 returns)
10.1 Howard Stevens, 1973-74 (54 returns)

Season (min. 10 returns)

- 14.7 Mel Gray, 1987 (24 returns)
14.0 Andre Hastings, 1998 (22 returns)
13.6 Tyrone Hughes, 1993 (37 returns)
12.2 Gil Chapman, 1975 (17 returns)
12.2 Mel Gray, 1988 (25 returns)

LONGEST RETURNS

- 83t Tyrone Hughes at Philadelphia
12-26-93
80 Mel Gray vs. Tampa Bay 12-6-87

Opponent/Longest Return

- 103t Robert Bailey, Rams, 10/23/94
(NFL Record)

PUNTS RETURNED FOR TOUCHDOWNS

- 83 Tyrone Hughes at Philadelphia
12-26-93
74 Tyrone Hughes at Rams 10-3-93
66 Mel Gray vs. Denver 11-20-88
56 Derrick Shepard vs. Dallas 9-10-89
53 Charlie Brown vs. Pittsburgh
12-15-68

Opponent/Longest Punt Returns for Touchdowns

(Total of 17)

- 103 Robert Bailey, Rams 10-23-94 (NFL Record)
- 88 Mike Fuller, San Diego 10-9-77
- 86 Chuck Latourette, St. Louis 9-29-68
- 84 Ron Smith at San Diego 11-18-73
- 84 Winslow Oliver, Carolina 9-8-96

KICKOFF RETURNS

MOST RETURNS

Career

- 229 Tyrone Hughes, 1993-96 (24.97 avg.)
- 124 Rich Mauti, 1977-80, 82-83 (22.9 avg.)
- 94 Mel Gray, 1986-88 (23.3 avg.)

Season

- 70 Tyrone Hughes, 1996 (NFL Record) (25.6 avg.)
- 66 Tyrone Hughes, 1995 (24.5 avg.)
- 63 Tyrone Hughes, 1994 (24.7 avg.)
- 43 Margene Adkins, 1972 (23.7 avg.)
- 41 Jimmy Rogers, 1980 (22.9 avg.)

Game

- 8 Tyrone Hughes vs. San Diego 10-16-94 (196 yards)
- 8 Tyrone Hughes at Minnesota 11-19-95 (156 yards)
- 7 Tyrone Hughes vs. Rams 10-23-94 (304 yards)
- 7 Tyrone Hughes vs. Atlanta 9-17-95 (199 yards)
- 7 Tyrone Hughes vs. Green Bay 12-16-95 (194 yards)
- 7 Tyrone Hughes at Cincinnati 9-15-96 (205 yards)
- 6 13 times by 7 different players

Opponent/Game

- 7 Dennis Pearson, Atlanta 9-2-79 (122 yards)
- 7 Butler By'not'e, Carolina 11-26-95 (110 yards)

MOST YARDS

Career

- 5,717 Tyrone Hughes, 1993-96 (229 returns)
- 2,836 Rich Mauti, 1977-80, 82-83 (124 returns)
- 2,192 Mel Gray, 1986-88 (94 returns)

Season

- 1,791 Tyrone Hughes, 1996 (NFL Record) (70 returns)
- 1,617 Tyrone Hughes, 1995 (66 returns)
- 1,556 Tyrone Hughes, 1994 (63 returns)
- 1,128 Eric Guliford, 1997 (43 returns)
- 1,020 Margene Adkins, 1972 (43 returns)

Game

- 304 Tyrone Hughes vs. Rams 10-23-94 (NFL Record) (7 returns)
- 205 Tyrone Hughes at Cincinnati 9-15-96 (7 returns)
- 199 Tyrone Hughes vs. Atlanta 9-17-95 (7 returns)
- 196 Tyrone Hughes vs. San Diego 10-16-94 (8 returns)
- 194 Tyrone Hughes vs. Green Bay 12-16-95 (7 returns)
- 186 Mel Gray at San Francisco 9-21-86 (3 returns)

Opponent/Game

- 198 Clarence Verdin, at Atlanta 12-11-94 (7 returns)
- 190 Deion Sanders, Atlanta 12-3-92 (6 returns)
- 189 Dave Hampton, at Green Bay 11-28-71 (5 returns)

BEST AVERAGE

Career (min. 25 returns)

- 26.3 Walt Roberts, 1967 (28 returns)
- 26.1 John Gilliam, 1967-68, 1977 (31 returns)

Season (min. 10 returns)

- 27.9 Don Shy, 1969 (16 returns)
- 27.9 Mel Gray, 1986 (31 returns)
- 27.8 Bobby Morse, 1989 (10 returns)

KICKOFFS RETURNED FOR TOUCHDOWNS

- 102 Eric Guliford at St. Louis 8-31-97
- 101 Mel Gray at San Francisco 9-21-86
- 100 Aaron Craver at Minnesota 11-8-98
- 99 Bobby Morse at Detroit 12-3-89
- 99 Tyrone Hughes at Minnesota 11-28-93
- 98 Tyrone Hughes vs. Rams 10-23-94
- 94 John Gilliam vs. Rams 9-17-67
- 92 Clarence Chapman at San Francisco 11-27-77
- 92 Tyrone Hughes vs. Rams 10-23-94
- 91 Walt Roberts vs. Philadelphia 11-5-67

Opponent/Kickoffs Returned for Touchdowns

- 105 Travis Williams at Rams 12-5-71
- 98 Dexter Carter at San Francisco 12-1-91
- 95 Nate Lewis at San Diego 11-17-91
- 94 Cliff Austin at Atlanta 10-20-85
- 93 Steve Odom, Green Bay 10-12-75
- 90 Dave Hampton at Green Bay 11-28-71

COMBINED KICKOFF AND PUNT RETURNS

MOST RETURNS

Career

- 345 Tyrone Hughes, 1993-96
- 199 Rich Mauti, 1977-80, 82-83

Season

- 100 Tyrone Hughes, 1996
- 94 Tyrone Hughes, 1995
- 90 Eric Guliford, 1997
- 84 Tyrone Hughes, 1994

Game

- 11 Tyrone Hughes at Carolina 10-22-95
- 11 Tyrone Hughes vs. Arizona 9-22-96
- 10 Tyrone Hughes vs. Rams 10-23-94

MOST YARDS

Career

- 6,777 Tyrone Hughes, 1993-96
- 3,446 Rich Mauti, 1977-80, 82-83
- 2,849 Mel Gray, 1986-88

Season

- 1,943 Tyrone Hughes, 1996
- 1,879 Tyrone Hughes, 1995
- 1,699 Tyrone Hughes, 1994
- 1,626 Eric Guliford, 1997
- 1,256 Tyrone Hughes, 1993

Game

- 347 Tyrone Hughes, vs. Rams 10-23-94 (NFL Record)
- 232 Eric Guliford, at St. Louis 8-31-97
- 221 Tyrone Hughes, vs. Philadelphia 12-26-93

Opponent/Game

- 233 Chuck Latourette, St. Louis 9-29-68
- 225 Brian Mitchell, Washington 9-11-94

MOST RETURNS FOR TOUCHDOWNS

Career

- 5 Tyrone Hughes, 1993-95
- 2 Mel Gray, 1986-88

Season

- 3 Tyrone Hughes, 1993
- 2 Tyrone Hughes, 1994

Game

- 2 Tyrone Hughes, vs. Rams 10-23-94

Opponent/Game

- 1 23 different players

INTERCEPTIONS

MOST INTERCEPTIONS

Career

- 37 Dave Waymer, 1980-89 (395 yards)
- 36 Tommy Myers, 1972-81 (621 yards)

Season

- 10 Dave Whitsell, 1967 (178 yards)
- 9 Dave Waymer, 1986 (48 yards)

Game

- 3 Tommy Myers vs. Minnesota 9-3-78 (151 yards)
- 3 Dave Waymer vs. Philadelphia 10-6-85 (28 yards)
- 3 Reggie Sutton at Chicago 10-18-87 (42 yards)
- 3 Gene Atkins at Phoenix 12-22-91 (198 yards)

Opponent/Game

- 3 Pat Thomas, Rams 10-7-79 (5 yards)
- 3 Leonard Coleman at Indianapolis 10-12-86 (31 yards)
- 3 Rod Woodson at San Francisco 9-14-97 (81 yards)

MOST YARDS RETURNED

Career

- 621 Tommy Myers, 1972-81 (36 returns)
- 395 Dave Waymer, 1980-89 (37 returns)

Season

- 198 Gene Atkins, 1991 (5 returns)
- 178 Dave Whitsell, 1967 (10 returns)
- 171 Sammy Knight, 1998 (6 returns)
- 167 Tommy Myers, 1978 (6 returns)

Game

- 151 Tommy Myers vs. Minnesota 9-3-78
(3 returns)
99 Gene Atkins at Phoenix 12-22-91
(3 returns)
98 Sammy Knight at Minnesota 11-8-98
(2 returns)
94 Bo Burris vs. Minnesota 10-13-68
(1 return)

Opponent/Game

- 93 Ross Fichtner, Cleveland 10-1-67
(2 returns)

MOST RETURNS FOR TOUCHDOWNS**Career**

- 3 Brett Maxie, 1985-93
3 Jim Merlo, 1973-79
2 Toi Cook, 1987-93
2 Sammy Knight, 1997-98
2 Tommy Myers, 1972-81
2 Johnnie Poe, 1981-87
2 Dave Whitsell, 1967-69
2 Dennis Winston, 1982-85

Season

- 2 Sammy Knight, 1998
2 Jim Merlo, 1976
2 Dave Whitsell, 1967
2 Dennis Winston, 1984

Game

- 1 26 different players

Opponent/Game

- 2 Eric Allen, at Philadelphia 12-26-93

LONGEST RETURNS

- 97t Tommy Myers vs. Minnesota 9-3-78
94t Bo Burris vs. Minnesota 10-13-68
91t Sammy Knight at Minnesota 11-8-98

Opponent/Longest Returns

- 88 Ross Fichtner, Cleveland
10-1-67#
78t Jesse Solomon at Minnesota 12-4-88
#Lateral from Erich Barnes

QUARTERBACK SACKS**MOST SACKS****Career**

- 123 Rickey Jackson, 1981-93
78 Wayne Martin, 1989-98 (current)
76.5 Pat Swilling, 1986-92
57 Frank Warren 1981-89, 91-94

Season

- 17 Pat Swilling, 1991 (139 yards)
16.5 Pat Swilling, 1989 (164 yards)
15.5 Wayne Martin, 1992 (102 yards)

Most Sacks by a Rookie

- 9 Renaldo Turnbull, 1990
8 Rickey Jackson, 1981

Game

- 4 Rickey Jackson at Atlanta
12-14-86 (33 yards)
4 Rickey Jackson at Detroit
9-18-88 (34 yards)
4 Wayne Martin vs. Atlanta 12-3-92
(26.5 yards)
4 Wayne Martin vs. Detroit 9-21-97
(15 yards)
4 Pat Swilling vs. Tampa Bay
11-11-90 (26 yards)

Opponent/Game

- 6 Fred Dean at San Francisco
11-13-83 (41 yards)

FUMBLES**MOST OPPONENTS' FUMBLES RECOVERED****Career**

- 26 Rickey Jackson, 1981-93
17 Sam Mills, 1986-94
14 Dave Waymer, 1980-89
13 Gene Atkins, 1987-93

Season

- 7 Rickey Jackson, 1990
5 Jack Del Rio, 1985
5 Joe Federspiel, 1975
5 James Geathers, 1989
5 Maurice Spencer, 1976

Game

- 3 Maurice Spencer vs. Atlanta
10-10-76

LONGEST FUMBLE RETURN

- 86t Tyrone Hughes vs. San Francisco
11-28-94
85t Ernie Jackson vs. Atlanta 10-15-72
76t Sam Mills at Jets 12-26-92

Opponent/Longest Fumble Return

- 98t Toby Wright, Rams 10-23-94
96t C.L. Whittington, Houston 10-3-76

MOST FUMBLES RETURNED FOR TOUCHDOWNS**Career**

- 2 Mark Fields, 1995-98
2 Robert "Pig" Goff, 1990-95
2 Tyrone Hughes, 1993-95
2 Sam Mills, 1986-94
2 Tommy Myers, 1972-81
2 Frank Warren, 1981-89, 91-93

Season

- 2 Robert "Pig" Goff, 1992
2 Tyrone Hughes, 1994

MOST TIMES FUMBLED**Career**

- 57 Archie Manning, 1971-75, 77-82

Season

- 11 George Rogers, 1981 (6 lost)

Game

- 3 Billy Kilmer at St. Louis 12-3-67
3 Billy Kilmer vs. Cleveland 10-12-69
3 Howard Stevens at Dallas 9-24-73
3 Hokie Gajan vs. Tampa Bay
9-22-85 (2 lost)
3 Rueben Mayes vs. San Francisco
10-25-87 (2 lost)
3 Rueben Mayes at Pittsburgh
11-29-87 (2 lost)
3 Heath Shuler vs. Atlanta
10-12-97 (1 lost)



SAINTS TEAM RECORDS

*Records set as a result of the (1982) nine-game season

SCORING

MOST POINTS

Season

422 1987
386 1989
370 1979

Opponent/Season

487 1980

Game

51 Saints 51 at St. Louis 42, 11-2-69
51 Saints 51 at Seattle 27, 11-21-76

Opponent/Game

62 Atlanta 62 at Saints 7, 9-16-73

Half

42 at Tampa Bay 10-14-79 (2nd)

Opponent/Half

38 Atlanta 9-16-73 (2nd)

Quarter

28 at Seattle 11-21-76 (3rd)
28 vs. Oakland 12-3-79 (2nd)

Opponent/Quarter

28 at Philadelphia 11-19-67 (2nd)
28 at Chicago 10-10-71 (2nd)
28 vs. Rams 10-7-79 (2nd)

FEWEST POINTS

Season

129 1982*
163 1973
165 1975
166 1974

Opponent/Season

160 1982*
202 1992
211 1991

Game

0 13 times
(last time vs. San Francisco 10-11-98)

Opponent/Game

0 12 times
(last time at Jets 12-24-95)

MOST TOUCHDOWNS

Season

46 1979, 1987, 1989

Opponent/Season

60 1980

Game

7 at St. Louis 11-2-69
6 at Seattle 11-21-76
6 at Chicago 10-2-77
6 at Tampa Bay 10-14-79
6 vs. Denver 11-20-88

Opponent/Game

8 Atlanta, 9-16-73

FEWEST TOUCHDOWNS

Season

16 1973, 1982*
17 1970

Opponent/Season

19 1982*
23 1991

MOST GAMES WITHOUT YIELDING A TOUCHDOWN

5 1991 (2 Shutouts)

MOST TOUCHDOWNS RUSHING

Season

28 1979
20 1983, 1987

Opponent/Season

28 1980

Game

5 at Tampa Bay 10-14-79

Opponent/Game

5 at St. Louis 10-23-77
5 at Giants 9-24-95

FEWEST TOUCHDOWNS RUSHING

Season

4 1970, 1985
5 1972, 1973

Opponent/Season

6 1987, 1991
7 1988, 1993

MOST TOUCHDOWNS PASSING

Season

26 1980, 1995
23 1987, 1989

Opponent/Season

32 1969
31 1980

Game

6 at St. Louis 11-2-69

Opponent/Game

6 at St. Louis 11-2-69

FEWEST TOUCHDOWNS PASSING

Season

8 1975, 1976, 1981, 1982*

Opponent/Season

11 1982*
12 1991

MOST FIELD GOALS

Season

33 1987 (42 attempts)
31 1985 (35 attempts)

Opponent/Season

33 1996 (42 attempts)
31 1972 (34 attempts)

Game

5 at Green Bay (Milw.) 11-28-71
(6 attempts)
5 vs. Los Angeles Rams 12-1-85
(5 attempts)
5 vs. San Francisco 10-25-87 (7 attempts)
5 vs. Atlanta 12-3-92 (5 attempts)
5 at Atlanta 12-11-94 (5 attempts)

Opponent/Game

6 at Jets 12-3-72 (7 attempts)
6 San Francisco 10-16-83 (6 attempts)
6 Atlanta 11-13-94 (6 attempts)

MOST DEFENSIVE TOUCHDOWNS

Season

9 1998
6 1992
4 1976, 1984, 1985

Opponent/Season

9 1993
5 1975, 1983, 1994

MOST POINTS AFTER TOUCHDOWN

Season

44 1979 (46 attempts)
44 1989 (46 attempts)
43 1987 (46 attempts)

Opponent/Season

56 1980 (60 attempts)

Game

6 at St. Louis 11-2-69 (7 attempts)
6 at Seattle 11-21-76 (6 attempts)
6 at Chicago 10-2-77 (6 attempts)
6 at Tampa Bay 10-14-79 (6 attempts)
6 vs. Denver 11-20-88 (6 attempts)

Opponent/Game

8 Atlanta, 9-16-73 (8 attempts)

FEWEST POINTS AFTER TOUCHDOWN

Season

15 1982* (16 attempts)
16 1970 (17 attempts)
16 1973 (16 attempts)

Opponent/Season

19 1982* (19 attempts)
22 1991 (23 attempts)
22 1992 (24 attempts)

MOST TWO-POINT CONVERSIONS

Season

2 1994, 1995, 1996

Opponent/Season

3 1994, 1995

Game

1 7 different times

Opponent/Game

2 Carolina, 11-26-95

GREATEST MARGIN OF VICTORY

42 Denver 0 at Saints 42, 11-20-88

GREATEST MARGIN OF DEFEAT

55 Atlanta 62 at Saints 7, 9-16-73

MOST CONSECUTIVE GAMES SCORING

216 Beginning game 15, 1983 through game 7, 1997 (was held scoreless vs. Carolina in game 8 of 1997)

LONGEST WINNING STREAK

9 1987 (games 7-15)
1990 (last 2) through 1991 (first 7)

LONGEST LOSING STREAK

14 First 14 games of 1980

FIRST DOWNS

MOST FIRST DOWNS

Season

315 1979
308 1994
305 1988
304 1987, 1989

Opponent/Season

360 1980

Game

32 vs. Atlanta 1-2-83
30 at St. Louis 10-11-87
30 vs. Atlanta 11-13-94

Opponent/Game

35 Atlanta 9-2-79

FEWEST FIRST DOWNS

Season

173 1982*
183 1970

Opponent/Season

150 1982*
215 1991

Game

2 at San Francisco 10-21-73
3 vs. St. Louis 10-5-80

Opponent/Game

6 vs. Rams, 9-15-91
6 vs. Minnesota 9-22-91
6 vs. Raiders 12-16-91
6 at New England 11-8-92

MOST FIRST DOWNS RUSHING

Season

160 1979
135 1983
131 1984

Opponent/Season

178 1980

Game

19 at Seattle 11-21-76

Opponent/Game

23 St. Louis 10-4-80

FEWEST FIRST DOWNS RUSHING**Season**

67 1967, 1998

75 1995

78 1994, 1997

Opponent/Season

58 1982*

63 1991

Game

0 at Philadelphia 10-26-69

0 vs. St. Louis 10-5-80

0 vs. San Francisco 9-3-95

Opponent/Game

0 vs. New England 11-30-86

0 at Detroit 9-18-88

MOST FIRST DOWNS PASSING**Season**

203 1994

202 1995

183 1980

Opponent/Season

208 1994

198 1989

197 1986

Game

24 vs. Washington 9-11-94

18 vs. Tampa Bay 12-5-82

18 vs. Green Bay 12-16-95

Opponent/Game

23 at Minnesota 11-6-94

22 at San Francisco 11-13-83

FEWEST FIRST DOWNS PASSING**Season**

76 1982*

82 1975

Opponent/Season

81 1982*

103 1977

Game

0 at San Francisco 10-21-73

Opponent/Game

0 at St. Louis 10-11-87

MOST FIRST DOWNS BY PENALTY**Season**

31 1969, 1971

30 1984

Opponent/Season

34 1987

Game

7 at Jets 10-26-86

7 at Tampa Bay 9-24-89

Opponent/Game

6 San Francisco, 10-25-87

6 at New England 11-12-89

NET YARDS**MOST YARDS GAINED****Season**

5,627 1979 (2,476 rushing, 3,151 passing)

5,328 1989 (1,948 rushing, 3,380 passing)

5,182 1994 (1,336 rushing, 3,846 passing)

5,178 1995 (1,390 rushing, 3,788 passing)

5,131 1988 (2,046 rushing, 3,085 passing)

Opponent/Season

6,218 1980 (3,106 rushing, 3,112 passing)

Game

557 at Atlanta 9-12-93 (227 rushing,

330 passing)

526 vs. Miami 12-7-86 (257 rushing,

269 passing)

519 at San Francisco 12-7-80

(143 rushing, 376 passing)

512 vs. Atlanta 9-2-79 (188 rushing,

324 passing)

512 at San Francisco 9-23-79

(174 rushing, 338 passing)

508 at St. Louis 11-2-69 (163 rushing,

345 passing)

Opponent/Game

552 Atlanta 9-2-79 (257 rushing,

295 passing)

544 at Minnesota 11-19-95

(146 rushing, 398 passing)

FEWEST YARDS GAINED**Season**

2,655 1982* (1,257 rushing, 1,398 passing)

3,189 1975 (1,642 rushing, 1,547 passing)

Opponent/Season

2,607 1982* (974 rushing, 1,633 passing)

3,795 1974 (1,758 rushing, 2,039 passing)

3,933 1991 (1,213 rushing, 2,720 passing)

Game

60 vs. Minnesota 11-16-75

(67 rushing, -7 passing)

80 vs. St. Louis 10-5-80

(15 rushing, 65 passing)

82 at San Francisco 10-21-73

(97 rushing, -15 passing)

Opponent/Game

117 vs. Raiders 12-16-91 (71 rushing,

46 passing)

120 vs. Rams 9-15-91 (77 rushing,

43 passing)

**HIGHEST AVERAGE
PER OFFENSIVE PLAY****Season**

5.7 1979 (995-5,627)

Opponent/Season

5.6 1980 (1,101-6,218)

Game

9.0 at New England 12-3-95

(432 yards)

8.3 at Atlanta 9-12-93 (557 yards)

8.1 vs. Atlanta 9-2-79 (512 yards)

Opponent/Game

8.1 at St. Louis 11-2-69 (473 yards)

**LOWEST AVERAGE
PER OFFENSIVE PLAY****Season**

3.5 1975 (908-3,189)

Opponent/Season

4.3 1992 (949-4,075); 1997 (1,073-4,645)

RUSHING**MOST YARDS****Season**

2,476 1979 (551 attempts)

2,461 1983 (595 attempts)

2,286 1981 (546 attempts)

Opponent/Season

3,106 1980 (630 attempts)

Game

307 at Los Angeles 11-8-81 (52 attempts)

299 at Kansas City 9-26-76 (44 attempts)

276 at Rams 12-16-79 (54 attempts)

272 vs. St. Louis 9-4-83 (40 attempts)

Opponent/Game

340 Rams 11-25-73 (55 attempts)

330 St. Louis 10-5-80 (62 attempts)

FEWEST YARDS**Season**

1,193 1967 (334 attempts)

1,215 1970 (371 attempts)

1,230 1972 (336 attempts)

Opponent/Season

974 1982* (255 attempts)

1,213 1991 (335 attempts)

Game

7 vs. San Francisco 10-1-72 (16 attempts)

11 vs. Giants 12-20-93 (12 attempts)

15 vs. St. Louis 10-5-80 (9 attempts)

16 at Raiders 11-20-94 (11 attempts)

Opponent/Game

2 New England 11-30-86 (18 attempts)

8 Dallas 12-6-98 (18 attempts)

14 Giants 11-27-88 (17 attempts)

MOST ATTEMPTS**Season**

595 1983 (2,461 yards)

569 1987 (2,190 yards)

546 1981 (2,286 yards)

Opponent/Season

630 1980 (3,106 yards)

623 1977 (2,729 yards)

Game

55 at Atlanta 10-20-74 (232 yards)

55 at San Francisco 10-15-78 (175 yards)

Opponent/Game

62 St. Louis 10-5-80 (330 yards)

FEWEST ATTEMPTS**Season**

331 1982* (1,257 yards)

334 1967 (1,193 yards)

336 1972 (1,230 yards)

Opponent/Season

255 1982* (974 yards)

334 1991 (1,213 yards)

Game

9 vs. St. Louis 10-5-80 (15 yards)

Opponent/Game

10 Dallas 9-10-89 (20 yards)

HIGHEST AVERAGE PER RUSH**Season**

4.5 1979 (551-2,476)

Opponent/Season

4.9 1980 (630-3,106)

Game

7.4 vs. Philadelphia 10-1-95 (16-119)

7.3 at Atlanta 9-12-93 (31-227)

7.1 vs. Miami 12-7-86 (36-257)

Opponent/Game

8.1 at Carolina 11-30-97 (23-186)

7.5 at Rams 12-5-71 (39-293)

LOWEST AVERAGE PER RUSH**Season**

3.3 1970 (371-1,215)

Opponent/Season

3.2 1986 (486-1,559)

Game

0.4 vs. San Francisco 10-1-72 (16-7)

Opponent/Game

0.1 New England 11-30-86 (18-2)

PASSING**MOST NET YARDS****Season**

3,846 1994

3,788 1995

3,648 1980

3,380 1989

Opponent/Season

3,968 1998
3,860 1989

Game

380 vs. Washington 9-11-94
376 at San Francisco 12-7-80
367 at Denver 12-24-94
360 vs. Atlanta 9-17-95
349 at Phoenix 10-18-92
349 vs. Green Bay 12-16-95

Opponent/Game

415 Rams 11-26-89
410 at Minnesota 11-6-94
398 at Minnesota 11-19-95
395 Kansas City 9-8-85

FEWEST NET YARDS**Season**

1,398 1982*
1,547 1975
1,573 1977

Opponent/Season

1,633 1982*
1,900 1977

Game

-15 at San Francisco 10-21-73
-7 vs. Minnesota 11-16-75
0 at San Francisco 10-17-76

Opponent/Game

4 at St. Louis 10-11-87
16 at New England 12-4-83

MOST ATTEMPTS**Season**

573 1995 (349 completed)
569 1994 (366 completed)
566 1980 (334 completed)
535 1998 (278 completed)
508 1985 (260 completed)
506 1991 (292 completed)

Opponent/Season

577 1989 (320 completed)
575 1986 (330 completed)

Game

55 at San Francisco 9-25-94 (31 completed)
54 vs. Buffalo 12-27-98 (26 completed)
53 at Green Bay 9-10-78 (33 completed)
52 vs. New England 12-10-72
(24 completed)
52 vs. San Francisco 11-23-75
(25 completed)

Opponent/Game

59 at New England 11-12-89 (27 completed)

FEWEST ATTEMPTS**Season**

248 1982* (137 completed)
321 1977 (166 completed)

Opponent/Season

245 1982* (149 completed)
333 1971 (175 completed)

Game

4 at San Francisco 10-15-78
(2 completed)

Opponent/Game

10 at New England 12-4-83
(3 completed)
10 at St. Louis 10-11-87 (3 completed)

MOST COMPLETIONS**Season**

366 1994 (569 attempts)
349 1995 (573 attempts)
334 1980 (566 attempts)
294 1978 (479 attempts)
292 1991 (506 attempts)

Opponent/Season

353 1994 (559 attempts)
330 1986 (575 attempts)

Game

33 vs. Green Bay 9-10-78 (53 attempts)
33 vs. Washington 9-11-94 (49 attempts)
31 vs. San Francisco 10-8-89 (49 attempts)
31 at San Francisco 9-25-94 (55 attempts)
31 at Atlanta 12-10-95 (47 attempts)
30 vs. Atlanta 9-17-95 (44 attempts)

Opponent/Game

33 at Minnesota 11-6-94 (57 attempts)
32 at Arizona 12-20-98 (44 attempts)
31 at Rams 12-9-90 (50 attempts)
30 vs. Seattle 9-1-91 (41 attempts)
30 at Minnesota 11-19-95 (39 attempts)

FEWEST COMPLETIONS**Season**

137 1982* (248 attempts)
163 1973 (338 attempts)
166 1977 (321 attempts)

Opponent/Season

149 1982* (245 attempts)
153 1968 (366 attempts)
154 1977 (290 attempts)

Game

2 at San Francisco 10-15-78 (4 attempts)
Opponent/Game
3 at New England 12-4-83 (10 attempts)
3 at St. Louis 10-11-87 (10 attempts)

BEST COMPLETION PERCENTAGE**Season**

64.3 1994 (366-569)
61.6 1989 (284-461)
61.4 1978 (294-479)

Opponent/Season

63.1 1994 (353-559)
60.9 1981 (287-471), 1998 (328-539)
60.8 1982 (149-245)

Game

87.0 vs. Denver 11-20-88 (20-23)
84.2 vs. Dallas 9-10-89 (16-19)

Opponent/Game

90.5 Green Bay 12-13-81 (19-21)

LOWEST COMPLETION PERCENTAGE**Season**

46.2 1975 (181-392)
47.0 1971 (182-387)

Opponent/Season

41.8 1968 (153-366)

Game

23.5 vs. Rams 9-13-81 (4-17)
26.9 at Chicago 10-7-84 (7-26)
27.0 at Minnesota 12-4-88 (10-37)
27.3 at Dallas 12-19-82 (6-22)

Opponent/Game

22.7 Chicago 10-27-91 (5-22)

MOST PASSES HAD INTERCEPTED**Season**

33 1997
29 1968
28 1984

Opponent/Season

31 1987
29 1991

Game

6 vs. Atlanta 9-16-73
6 at San Francisco 9-14-97
5 vs. Rams 10-7-79

Opponent/Game

7 Green Bay 9-14-86

FEWEST PASSES HAD INTERCEPTED**Season**

12 1987
14 1971, 1976, 1982*, 1995

Opponent/Season

8 1990
9 1982*
10 1977, 1993

INTERCEPTIONS**MOST INTERCEPTIONS****Season**

31 1987
29 1991

Opponent/Season

33 1997
29 1968

Game

7 vs. Green Bay 9-14-86
5 at Atlanta 11-1-87
5 vs. Giants 11-22-87
5 at Philadelphia 10-13-91
5 at Phoenix 12-22-91

Opponent/Game

6 Atlanta 9-16-73
6 San Francisco 9-14-97

FEWEST INTERCEPTIONS**Season**

8 1990
9 1982*
10 1977, 1993

Opponent/Season

12 1987

MOST RETURN YARDAGE**Season**

482 1991 (29 returns)
466 1998 (21 returns)
412 1983 (23 returns)

Opponent/Season

479 1981 (27 returns)

Game

176 vs. Minnesota 9-3-78 (4 returns)
126 vs. Minnesota 10-13-68 (2 returns)

Opponent/Game

136 at Minnesota 12-4-88 (2 returns)

FEWEST RETURN YARDAGE**Season**

73 1969 (12 returns)
83 1977 (10 returns)

Opponent/Season

79 1982* (14 returns)
93 1996 (17 returns)
140 1976 (14 returns)

MOST RETURNS FOR TOUCHDOWNS**Season**

5 1998
3 1976, 1983, 1984, 1992

Opponent/Season

6 1993
5 1983
4 1977

Game

1 36 times

Opponent/Game

3 Tampa Bay 12-11-77
2 at Green Bay 12-2-73
2 Rams 12-18-83
2 at Minnesota 12-4-88
2 at Philadelphia 12-26-93
2 Dallas 12-19-94

FUMBLES**MOST FUMBLES****Season**

40 1981 (20 lost)
36 1983 (22 lost)

Opponent/Season

43 1975 (22 lost)

Game

7 at Rams 11-8-81 (2 lost)
7 vs. New England 11-30-86 (5 lost)

Opponent/Game

7 Cleveland 12-12-71 (5 lost)
7 at Rams 12-16-79 (4 lost)
7 at Jets 10-26-86 (2 lost)

FEWEST FUMBLES**Season**

17 1982* (10 lost)
19 1968 (11 lost)
19 1995 (11 lost)
20 1977 (11 lost)

Opponent/Season

20 1969 (10 lost)

MOST FUMBLES LOST**Season**

22 1983 (36 fumbles)
22 1997 (34 fumbles)
20 1981 (40 fumbles)

Opponent/Season

27 1976 (37 fumbles)

Game

5 vs. New England 11-30-86
(7 fumbles)

Opponent/Game

5 Dallas 11-3-68
5 Cleveland 12-12-71
5 at Atlanta 11-25-79

FEWEST FUMBLES LOST**Season**

10 1982* (17 fumbles)
11 1968, 1971, 1974, 1977, 1995

Opponent/Season

10 1967, 1969, 1984, 1996

MOST FUMBLES RETURNED FOR TOUCHDOWNS**Season**

5 1998
3 1992
2 8 different times, last in 1994

Opponent/Season

4 1975

Game

2 at San Francisco 10-19-75

Opponent/Game

2 at St. Louis 10-11-87

TURNOVERS**MOST TURNOVERS****Season**

55 1997
47 1981, 1983
41 1984

Opponent/Season

49 1987
48 1991

Game

8 vs. Atlanta 9-16-73
8 vs. Detroit 10-28-90
8 at San Francisco 9-14-97

Opponent/Game

7 Dallas 11-3-68
7 Cleveland 12-12-71
7 Green Bay 9-14-86
7 Giants 11-22-87
7 at Phoenix 12-22-91

FEWEST TURNOVERS**Season**

24 1982*
25 1971, 1995

Opponent/Season

22 1969, 1982*
23 1984

QUARTERBACK SACKS**MOST SACKS****Season**

59 1997 (408 yards)
57 1992 (376 yards)
56 1983 (437 yards)
55 1984 (420 yards)

Opponent/Season

58 1985 (461 yards)

Game

9 vs. Rams 12-1-85 (69 yards)
8 vs. Chicago 9-18-83 (73 yards)

Opponent/Game

10 vs. Atlanta 10-12-97 (76 yards)
9 vs. Rams 10-24-76 (78 yards)
9 at San Francisco 11-13-83 (77 yards)
9 at Rams 11-3-85 (63 yards)
9 at Cleveland 12-5-93 (71 yards)

FEWEST SACKS**Season**

17 1970 (136 yards)
23 1967 (199 yards)

Opponent/Season

15 1992 (119 yards)
17 1979 (140 yards)
19 1991 (160 yards)

MOST YARDS ON SACKS**Season**

437 1983 (56 sacks)
420 1984 (55 sacks)

Opponent/Season

461 1985 (58 sacks)

Game

73 vs. Chicago 9-18-83 (8 sacks)

Opponent/Game

81 vs. San Diego 10-9-77 (8 sacks)

PUNTING**MOST PUNTS****Season**

101 1976 (39.3 avg.)
92 1975 (41.0 avg.)
91 1974 (41.8 avg.)

Opponent/Season

92 1997 (39.9 avg.)
89 1992 (41.1 avg.)
88 1991 (42.3 avg.)
87 1976 (39.9 avg.)

Game

12 vs. Minnesota 11-16-75
11 at San Francisco 10-21-73
11 vs. Washington 12-26-82

Opponent/Game

12 at Chicago 10-5-97
11 at New England 11-8-92
10 at Atlanta 10-20-74
10 Houston 10-3-76
10 at Raiders 10-13-85
10 at Carolina 10-22-95

FEWEST PUNTS**Season**

46 1982* (43.0 avg.)
49 1969 (41.4 avg.)

Opponent/Season

50 1971 (41.2 avg.)

Game

0 vs. Atlanta 1-2-83
1 10 different times

Opponent/Game

0 at Giants 10-8-67
0 at San Francisco 11-14-71
0 Cleveland 9-13-87
0 at Minnesota 11-19-95
1 16 different times

BEST AVERAGE**Season**

45.9 1997 (88 punts)
45.4 1998 (90 punts)
44.0 1992 (67 punts)
43.6 1993 (77 punts)
43.6 1994 (67 punts)
43.1 1984 (70 punts)
43.0 1991 (87 punts)

Opponent/Season

44.5 1973 (63 punts)

LOWEST AVERAGE**Season**

37.6 1968 (75 punts)
39.0 1989 (71 punts)

Opponent/Season

37.5 1987 (73 punts)

PUNT RETURNS**MOST RETURNS****Season**

53 1989 (428 yards)
48 1997 (496 yards)
47 1986 (377 yards)

Opponent/Season

65 1976 (739 yards)

Game

7 vs. New England 11-30-86 (66 yards)
7 at Detroit 12-3-89 (48 yards)
7 at Oakland 11-9-97 (90 yards)

Opponent/Game

10 Washington 12-26-82 (106 yards)

FEWEST RETURNS**Season**

16 1971 (100 yards)
16 1972 (43 yards)

Opponent/Season

27 1969 (176 yards)

MOST YARDS RETURNED**Season**

517 1993 (38 returns)
496 1997 (48 returns)
468 1987 (41 returns)
428 1989 (53 returns)

Opponent/Season

906 1974 (59 returns)

Game

161 vs. Houston 10-3-76 (6 returns)

Opponent/Game

144 Rams 10-23-94 (4 returns)
143 St. Louis 9-29-68 (3 returns)

BEST AVERAGE**Season**

13.6 1993 (38 returns)
12.8 1998 (32 returns)
11.8 1988 (35 returns)
11.4 1987 (41 returns)

Opponent/Season

15.4 1974 (59 returns)

LOWEST AVERAGE**Season**

2.7 1972 (16 returns)
3.4 1967 (23 returns)

Opponent/Season

5.8 1971 (43 returns)

MOST RETURNS FOR TOUCHDOWNS**Season**

2 1993

Opponent/Season

2 1974, 1977, 1994

Game

1 5 different times

Opponent/Game

1 17 different times

KICKOFF RETURNS**MOST RETURNS****Season**

88 1980 (22.5 avg.)
 82 1994 (22.4 avg.)
 73 1995 (23.2 avg.)
 72 1967 (24.2 avg.)
 72 1984 (20.3 avg.)

Opponent/Season

76 1979 (20.0 avg.)

Game

9 at Philadelphia 11-19-67 (231 yards)
 9 vs. San Francisco 10-1-72
 (201 yards)

Opponent/Game

8 Washington 9-22-68 (140 yards)
 8 Atlanta 9-2-79 (127 yards)
 8 at Atlanta 12-11-94 (206 yards)

FEWEST RETURNS**Season**

26 1982* (22.2 avg.)
 42 1992 (19.4 avg.)
 47 1973 (20.1 avg.)

Opponent/Season

20 1982* (19.4 avg.)
 33 1973 (21.9 avg.)

MOST YARDS RETURNED**Season**

1,983 1980 (88 returns)
 1,840 1994 (82 returns)
 1,739 1967 (72 returns)

Opponent/Season

1,523 1979 (76 returns)

Game

304 vs. Rams 10-23-94 (7 returns)
 233 at San Francisco 9-21-86 (5 returns)
 231 at Philadelphia 11-19-67 (9 returns)

Opponent/Game

206 at Atlanta 12-11-94 (8 returns)
 197 Rams 10-23-94 (7 returns)
 190 at San Francisco 10-22-67 (4 returns)

BEST AVERAGE**Season**

24.3 1996 (78 returns)
 24.2 1967 (72 returns)
 24.2 1986 (55 returns)

Opponent/Season

25.5 1975 (42 returns)

LOWEST AVERAGE**Season**

17.6 1991 (50 returns)

Opponent/Season

16.2 1990 (36 returns)

MOST RETURNS FOR TOUCHDOWNS**Season**

2 1967, 1994

Opponent/Season

2 1971, 1991

Game

2 vs. Rams 10-23-94

Opponent/Game

1 6 different times

**COMBINED KICKOFF
AND PUNT RETURNS****MOST YARDS RETURNED****Season**

2,159 1980 (176 punts, 1,983 kickoffs)
 2,058 1996 (159 punts, 1,899 kickoffs)
 1,992 1994 (152 punts, 1,840 kickoffs)
 1,977 1993 (517 punts, 1,460 kickoffs)

Opponent/Season

2,098 1976 (739 punts, 1,359 kickoffs)
 1,988 1994 (495 punts, 1,493 kickoffs)

Game

347 vs. Rams 10-23-94 (43 punts,
 304 kickoffs)

Opponent/Game

341 Rams 10-23-94 (144 punts,
 197 kickoffs)

MOST TOUCHDOWNS**Season**

3 1993 (2 punts, 1 kickoff)

Opponent/Season

2 5 different times

Game

2 vs. Rams 10-23-94 (both kickoffs)

Opponent/Game

1 23 different times

PENALTIES**MOST PENALTIES****Season**

121 1998 (928 yards)
 114 1996 (853 yards)
 112 1978 (1,044 yards)
 109 1981 (899 yards)
 109 1986 (855 yards)
 108 1987 (994 yards)
 108 1990 (829 yards)

Opponent/Season

132 1998 (1,164 yards)
 119 1984 (1,025 yards)

Game

14 vs. Minnesota 9-3-78 (132 yards)
 14 vs. St. Louis 9-4-83 (101 yards)
 14 vs. Philadelphia 10-6-85 (107 yards)

Opponent/Game

14 at Rams 12-5-71 (119 yards)
 14 Atlanta 9-2-84 (143 yards)
 14 vs. San Francisco 10-11-98 (115 yards)

FEWEST PENALTIES**Season**

58 1973 (516 yards)
 60 1992 (567 yards)

Opponent/Season

50 1982* (454 yards)
 53 1972 (711 yards)

Game

0 vs. Seattle 11-10-85

Opponent/Game

0 at Washington 9-21-75
 0 at San Francisco 12-11-88
 0 at San Francisco 12-23-90

MOST PENALTY YARDS**Season**

1,044 1978 (112 penalties)
 1,029 1970 (91 penalties)
 994 1987 (108 penalties)

Opponent/Season

1,164 1998 (132 penalties)
 1,079 1981 (117 penalties)

Game

142 at Giants 10-6-68 (12 penalties)

Opponent/Game

143 Atlanta 9-2-84 (14 penalties)

FEWEST PENALTY YARDS**Season**

514 1982* (64 penalties)
 516 1973 (58 penalties)

Opponent/Season

454 1982* (50 penalties)
 590 1993 (86 penalties)
 628 1988 (77 penalties)

SAFETIES**MOST SAFETIES****Season**

3 1989
 2 1987, 1988, 1998

Opponent/Season

3 1983
 2 1969, 1973, 1976

Game

2 vs. Cleveland 9-13-87
 1 15 different times

Opponent/Game

1 19 different times



TWO-TEAM RECORDS

SCORING

MOST POINTS

- 93 New Orleans 51 at St. Louis 42, 11-2-69

FEWEST POINTS

- 6 Rams 0 at New Orleans 6, 11-9-86

MOST TOUCHDOWNS

- 13 New Orleans 7 at St. Louis 6, 11-2-69

FEWEST TOUCHDOWNS

- 0 Rams (0) at New Orleans (6), 11-9-86
0 Pittsburgh (9) at New Orleans (6), 12-1-90
0 New Orleans (9) vs. Tampa Bay (3), 10-25-98

FIRST DOWNS

MOST FIRST DOWNS

- 58 Atlanta 35 at New Orleans 23, 9-2-79

FEWEST FIRST DOWNS

- 20 Minnesota 8 at New Orleans 12, 9-12-70

NET YARDS

MOST YARDS GAINED

- 1,064 Atlanta 552 at New Orleans 512, 9-2-79

FEWEST YARDS GAINED

- 345 New Orleans 179 vs. Atlanta 166, 10-12-97
366 New Orleans 162 at Philadelphia 204, 10-13-91

RUSHING

MOST RUSHES

- 86 New Orleans 39 at Atlanta 47, 12-16-73

MOST YARDS

- 490 Rams 340 at New Orleans 150, 11-25-73

FEWEST YARDS

- 82 St. Louis Rams 47 vs. New Orleans 35, 9-6-98
89 Seattle 46 at New Orleans 43, 9-1-91

MOST TOUCHDOWNS RUSHING

- 7 New Orleans 4, at Seattle 3, 11-21-76

PASSING

MOST YARDS

- 719 New Orleans 374 at St. Louis 345, 11-2-69

FEWEST YARDS

- 77 San Francisco 44 at New Orleans 33, 11-13-77
80 New Orleans 19 at San Francisco 61, 11-27-77

MOST PASSES ATTEMPTED

- 94 New Orleans 55 at San Francisco 39, 9-25-94

MOST PASSES COMPLETED

- 57 New Orleans 24 at Minnesota 33, 11-6-94
57 Atlanta 29 at New Orleans 28, 11-13-94
57 Atlanta 27 at New Orleans 30, 9-17-95

MOST TOUCHDOWNS PASSING

- 12 New Orleans 6 at St. Louis 6, 11-2-69

MOST PASSES HAD INTERCEPTED

- 9 Green Bay 7 at New Orleans 2, 9-14-86

PUNTS

MOST PUNTS

- 21 New Orleans 9 at Chicago 12, 10-5-97
20 New Orleans 10 at Atlanta 10, 10-20-74
19 New Orleans 10 at NY Giants 9, 12-15-96

FEWEST PUNTS

- 2 New Orleans 1 at Washington 1, 11-18-90

PENALTIES

MOST PENALTIES

- 27 San Francisco 14 at New Orleans 13, 10-11-98
23 Atlanta 14 at New Orleans 9, 9-2-84

FEWEST PENALTIES

- 2 New Orleans 2 at San Francisco 0, 12-11-88
2 Atlanta 1 at New Orleans 1, 12-3-92



TURNOVERS

MOST TURNOVERS

- 11 Dallas 7 at New Orleans 4, 11-3-68
11 Chicago 5 at New Orleans 6, 9-18-83

QUARTERBACK SACKS

MOST SACKS

- 15 Atlanta 10 at New Orleans 5, 10-12-97
14 Chicago 6 at New Orleans 8, 9-18-83

FUMBLES

MOST FUMBLES

- 10 Cleveland 7 at New Orleans 3, 12-12-71

MOST FUMBLES LOST

- 8 Cleveland 5 at New Orleans 3, 12-12-71

CHRONOLOGY OF UNIFORM CHANGES

The following is a catalogue of uniform changes since the Saints' inception in 1966:

1967 — Gold pants with black and white striping; black jerseys with gold numerals and white trim with white and gold piping on sleeves; white jerseys with gold numerals and black trim with black and gold piping on sleeves. Gold helmet with black Fleur-de-Lis on either side, and black and white striping down the middle.

1969 — For preseason games exclusively — Black helmets with gold Fleur-de-Lis on either side and gold and white striping down the middle. Helmets have been gold ever since.

1971 — The color of the numerals changed. Black with gold trim on white jerseys and white with gold trim on black jerseys.

1975 — Pants were changed from gold to white with black and gold striping.

1976 — Black pants were introduced to be worn with white jerseys. Gold and white striping down the sides. Same white pants worn with the black jerseys. The facemask changed from grey to black.

1983 — Numbers changed to "San Diego-style" numerals. Thin border around the number with no direct contact between the number and the border. The second change was from socks with black and gold piping to solid black.

1986 — Gold pants with wide solid black stripes were initiated. The state Fleur-de-Lis patch appears on either side of the pants. The jersey was redesigned with TV numbers on the shoulders, and the state Fleur-de-Lis on either sleeve. The stripes on the sleeves were eliminated. The socks feature a wide gold stripe on a black background.

1991 — 25th anniversary patches were worn on the left shoulder.

1994 — For three games (3 through 5), the Saints wore their 1967 style uniforms for their "throw-backs games", a league-wide program commemorating the NFL's 75th Anniversary.

1996 — Traditional Fleur-de-Lis replaces state logo on jerseys and pants. Player name and numbers changed from screen-on type to "tackle twill" style, made of cloth and sewed onto jersey. Numbers changed to gold with black outline on white jerseys and gold with a white outline on black jerseys. Stockings changed from thick gold and black stripe over white to solid black over white.

1999 — On the white road jerseys, the numbers and lettering changed to black with gold outline, and pants will change from gold with black stripe to black with a gold stripe to complete the road uniform.



SAINTS CONSECUTIVE RECORDS

INDIVIDUAL

Games Played:

- 147 Jim Dombrowski (6th game, 1987 through 9th game, 1996)
- 143 Eric Martin (1985 through 1993)
- 128 Wayne Martin (1991 through 1998, current)
- 122 Morten Andersen (6th game, 1987 through 1994)
- 103 Joe Federspiel (1973 through 1980)
- 92 Sam Mills (6th game, 1987 through 2nd game, 1993)
- 91 Rickey Jackson (1981 through 2nd game, 1987)

Games Started:

- 128 Wayne Martin (1991 through 1998, current)
- 91 Rickey Jackson (1981 through 2nd game, 1987)
- 90 Jim Dombrowski (6th game, 1987 through 1992)

Games Started, Current:

- 128 Wayne Martin (1991 through 1998)

Games, Scoring Points:

- 174 Morten Andersen (game 15 of 1983 through 1994)

Games, Scoring Touchdown:

- 6 Dalton Hilliard (16th game, 1988 through 5th game, 1989)
- 6 Dalton Hilliard (7th game, 1992 through 12th game, 1992)

Games, Scoring Field Goal:

- 20 Morten Andersen 10-25-87 through 11-6-88
- 19 Morten Andersen 11-24-85 through 12-7-86
- 17 Morten Andersen 11-18-90 through 11-10-91
- 16 Morten Andersen 9-20-92 through 9-12-93

Field Goals Made:

- 25 Morten Andersen 11-1-92 through 9-12-93
- 20 Morten Andersen, 11-24-85 through 10-5-86

Games, Rushing Touchdown:

- 5 Dalton Hilliard, (1989, 7th-11th games)

Games, Receiving Touchdown:

- 4 Lonzell Hill, 1988 (3rd-6th games)
- 4 Dalton Hilliard, 1992 (7th-10th games)
- 4 Quinn Early, 1993 (6th-9th games)
- 4 Quinn Early, 1995 (10th-13th games)

Games, Rushing for One Hundred or More Yards:

- 3 George Rogers, 1981 (6th, 7th and 8th games)
- 3 Wayne Wilson, 1983 (4th, 5th and 6th games)
- 3 Dalton Hilliard, 1989 (10th, 11th, 12th games)

Games, Passing Touchdown:

- 13 Archie Manning (1978, last 4 games; 1979, 1st to 9th game)

Games, None Intercepted:

- 3 Billy Kilmer, 1969; Archie Manning 1971, 1973, 1978, 1979; Bobby Hebert, 1987 and 1992; Wade Wilson, 1993.

Passes Completed:

- 15 Archie Manning, 1979 (7th and 8th games)



Games, Pass Reception:

- 105 Eric Martin (7th game, 1987 through 1993)
- 79 Danny Abramowicz (1967-73)

Points After Touchdown

- 119 Morten Andersen (7th game, 1989 through 13th game, 1992)
- 87 Doug Brien (9th game, 1995 through 16th game 1998, current)

TEAM

Wins, Regular Season:

- 9 1987 (7-15)
- 9 Last 2 games of 1990, first 7 of 1991

Wins, Preseason:

- 5 1967

Losses, Regular Season:

- 14 1980 (first 14)

Wins Against One Team:

- 7 vs. L.A. Rams, 12-9-90 through 10-3-93

Losses Against One Team:

- 9 vs. Atlanta, 12-7-69 through 12-16-73

Wins at Home:

- 5 Last game of 1990, first 4 of 1991
- 5 1992, 3rd-7th games

Wins on the Road:

- 10 Last 6 games of 1987, first 4 of 1988

Losses at Home:

- 10 Last 2 of 1979, all 8 in 1980

Losses on the Road:

- 14 Last 4 of 1972, all 7 in 1973, first 3 of 1974

Games Scoring:

- 216 12/4/83, at New England (0-7) through 10/19/97, vs. Carolina (0-13) (ranked fifth in NFL history)

Games with a Sack:

- 60 12/24/94 through 11/22/98 (tied for third in NFL history)

AVERAGE SACKS ALLOWED PER SEASON (1989-98)

| | No. | Average |
|----------------|-----|---------|
| 1. Miami | 241 | 24.1 |
| 2. Dallas | 277 | 27.7 |
| 3. Kansas City | 284 | 28.4 |
| 4. Washington | 288 | 28.8 |
| 5. NEW ORLEANS | 322 | 32.2 |

SAINTS BIG DAYS

100 YARDS RUSHING

| Yds. | Att. | Player | Opponent | Date |
|-------|------|-----------------------|----------------------|-----------------|
| 206 | 24 | George Rogers | St. Louis | 9- 4-83 |
| 203 | 28 | Rueben Mayes | Miami | 12- 7-86 |
| 174 | 20 | Ray Zellars | Chicago | 10-13-96 |
| 172 | 24 | Rueben Mayes | Tampa Bay | 10-19-86 |
| 166 | 33 | George Rogers | Dallas | 12-19-82 |
| 162 | 29 | George Rogers | Los Angeles Rams | 9-13-81 |
| 162 | 29 | Mario Bates | Detroit | 9-21-97 |
| 161 | 22 | Chuck Muncie | Atlanta | 9- 2-79 |
| 161 | 24 | George Rogers | @ Los Angeles Rams | 11- 8-81 |
| 160 | 34 | Wayne Wilson | Miami | 10- 2-83 |
| 160 | 35 | Earl Campbell | @ Minnesota | 11-24-85 |
| 158 | 29 | Dalton Hilliard | @ Atlanta | 11-19-89 |
| 157 | 33 | Rueben Mayes | New England | 11-30-86 |
| 157 | 24 | Lamar Smith | @ Indianapolis | 9-27-98 |
| 155 | 20 | Craig Heyward | Tampa Bay | 11-11-90 |
| 148 | 22 | Alvin Maxson | St. Louis | 12- 8-74 |
| 147 | 24 | Rueben Mayes | Cleveland | 9-13-87 |
| 146 * | 14 | Tony Galbreath | @ Kansas City | 9-26-76 |
| 144 | 29 | Rueben Mayes | San Francisco | 10-25-87 |
| 142 | 27 | Andy Livingston | Washington | 9-21-69 |
| 142 | 28 | George Rogers | @ Houston | 11-22-81 |
| 141 | 22 | Mario Bates | Atlanta | 11-13-94 |
| 138 | 33 | Wayne Wilson | @ Chicago | 9-19-82 |
| 138 | 28 | Fred McAfee | Atlanta | 11-24-91 |
| 137 | 20 | George Rogers | Atlanta | 11- 6-83 |
| 134 | 17 | George Rogers | Philadelphia | 10-11-81 |
| 131 | 25 | Rueben Mayes | @ St. Louis | 11-16-86 |
| 129 | 32 | Mario Bates | @ N.Y. Giants | 12-15-96 |
| 128 | 28 | Rueben Mayes | San Francisco | 11- 2-86 |
| 128 | 21 | Chuck Muncie | Oakland | 12- 3-79 |
| 127 | 16 | Don McCall | Washington | 9-22-68 |
| 127 | 25 | Dalton Hilliard | Atlanta | 12-18-88 |
| 126 * | 25 | Chuck Muncie | @ Kansas City | 9-26-76 |
| 125 | 25 | Derek Brown | Detroit | 9-19-93 |
| 124 | 32 | George Rogers | Los Angeles | 12-18-83 |
| 123 | 33 | George Rogers | Kansas City | 11-21-82 |
| 123 | 15 | Mario Bates | @ New England | 12- 3-95 |
| 122 | 18 | George Rogers | @ Cleveland | 10-18-81 |
| 122 * | 19 | Craig Heyward | @ Cincinnati | 11- 4-90 |
| 120 | 23 | George Rogers | Tampa Bay | 11-29-81 |
| 117 | 18 | Chuck Muncie | San Francisco | 11-11-79 |
| 115 | 25 | George Rogers | @ San Francisco | 9-27-81 |
| 115 | 25 | Rueben Mayes | Denver | 11-20-88 |
| 115 * | 30 | Rueben Mayes | @ Cincinnati | 11- 4-90 |
| 114 | 21 | George Rogers | @ Buffalo | 10-30-83 |
| 114 | 15 | Jimmy Rogers | @ Washington | 10-26-80 |
| 113 | 26 | Bob Gresham | @ Green Bay | 11-28-71 |
| 113 | 31 | George Rogers | Cincinnati | 10-25-81 |
| 113 | 11 | Hokie Gajan | N.Y. Jets | 11-21-83 |
| 112 | 19 | Rueben Mayes | @ Atlanta | 11- 1-87 |
| 112 | 24 | Dalton Hilliard | L.A. Rams | 11-26-89 |
| 110 | 14 | Tony Baker | @ St. Louis | 11- 2-69 |
| 109 | 15 | Chuck Muncie | Los Angeles | 11-28-76 |
| 109 | 27 | Mike Strachan | Atlanta | 11- 2-75 |

| | | | | |
|-----|----|-----------------|-----------------|----------|
| 109 | 11 | Craig Heyward | L.A. Raiders | 10-23-88 |
| 108 | 22 | Rueben Mayes | @ Indianapolis | 10-12-86 |
| 108 | 24 | Wayne Wilson | @ San Francisco | 9-29-85 |
| 108 | 31 | Wayne Wilson | @ Dallas | 9-25-83 |
| 107 | 20 | Chuck Muncie | N.Y. Jets | 12- 4-77 |
| 107 | 30 | George Rogers | San Francisco | 12-20-81 |
| 106 | 28 | Dalton Hilliard | @ New England | 11-12-89 |
| 106 | 20 | Gill Fenerty | Minnesota | 9-22-91 |
| 106 | 21 | Derek Brown | Green Bay | 11-14-93 |
| 106 | 26 | Mario Bates | @ San Francisco | 10-29-95 |
| 106 | 22 | Mario Bates | St. Louis | 11- 5-95 |
| 105 | 24 | Mike Strachan | Green Bay | 10-12-75 |
| 104 | 10 | Gill Fenerty | @ Rams | 12- 9-90 |
| 103 | 18 | Wayne Wilson | @ Atlanta | 10- 9-83 |
| 102 | 13 | Chuck Muncie | @ St. Louis | 10-23-77 |
| 102 | 20 | George Rogers | Atlanta | 9- 2-84 |
| 100 | 20 | Tony Galbreath | Los Angeles | 10-30-77 |

250 YARDS PASSING

| Yds. | Player | Att. | Comp. | Opponent | Date |
|------|--------------------|------|-------|-----------------|----------|
| 377 | Archie Manning | 38 | 24 | @ San Francisco | 12- 7-80 |
| 376 | Jim Everett | 46 | 31 | Washington | 9-11-94 |
| 370 | Jim Everett | 43 | 29 | Atlanta | 9-17-95 |
| 364 | Jim Everett | 45 | 29 | Green Bay | 12-16-95 |
| 355 | Archie Manning | 28 | 20 | @ San Francisco | 9-23-79 |
| 355 | Bobby Hebert | 26 | 19 | @ Phoenix | 10-18-92 |
| 345 | Billy Kilmer | 32 | 22 | @ St. Louis | 11- 2-69 |
| 344 | Archie Manning | 32 | 22 | @ Pittsburgh | 11- 5-78 |
| 343 | Jim Everett | 27 | 23 | @ Denver | 12-24-94 |
| 341 | Wade Wilson | 34 | 22 | @ Atlanta | 9-12-93 |
| 335 | Jim Everett | 37 | 25 | @ Minnesota | 11-19-95 |
| 333 | Ken Stabler | 43 | 29 | Tampa Bay | 12- 5-82 |
| 328 | Kerry Collins | 44 | 22 | @ San Francisco | 11-22-98 |
| 326 | Jim Everett | 37 | 26 | Kansas City | 9- 4-94 |
| 325 | Dave Wilson | 32 | 20 | Cincinnati | 12- 9-84 |
| 325 | Billy Joe Tolliver | 48 | 24 | @ Carolina | 11-1-98 |
| 323 | Archie Manning | 32 | 23 | Atlanta | 10-19-80 |
| 320 | Bobby Hebert | 39 | 28 | Raiders | 12-16-91 |
| 317 | Steve Walsh | 42 | 25 | @ San Francisco | 12- 1-91 |
| 314 | Archie Manning | 40 | 25 | San Francisco | 9- 7-80 |
| 314 | Archie Manning | 36 | 25 | @ Detroit | 10-12-80 |
| 308 | Bobby Hebert | 49 | 31 | San Francisco | 10- 8-89 |
| 306 | Archie Manning | 40 | 25 | Philadelphia | 11- 9-80 |
| 303 | Archie Manning | 53 | 33 | @ Green Bay | 9-10-78 |
| 302 | John Fourcade | 27 | 15 | @ Buffalo | 12-10-89 |
| 301 | Archie Manning | 39 | 24 | New England | 12-21-80 |
| 301 | Bobby Hebert | 35 | 22 | @ San Francisco | 11-15-92 |
| 300 | Dave Wilson | 45 | 19 | @ Atlanta | 10-20-85 |
| 295 | Archie Manning | 35 | 20 | Philadelphia | 10-29-72 |
| 296 | Jim Everett | 39 | 21 | @ Cincinnati | 9-15-96 |
| 296 | Billy Joe Tolliver | 42 | 23 | Buffalo | 12-27-98 |
| 294 | Richard Todd | 27 | 21 | @ Cleveland | 10-28-84 |
| 293 | Jim Everett | 26 | 17 | @ New England | 12- 3-95 |
| 292 | Billy Kilmer | 36 | 17 | Pittsburgh | 12-15-68 |
| 292 | Steve Walsh | 39 | 22 | @ Houston | 10-21-90 |
| 291 | Archie Manning | 45 | 28 | @ Green Bay | 9- 9-79 |
| 291 | John Fourcade | 28 | 21 | Indianapolis | 12-24-89 |
| 291 | Jim Everett | 55 | 31 | @ San Francisco | 9-25-94 |

| | | | | | | |
|-----|--------------------|----|----|---|---------------------|----------|
| 291 | Bobby Hebert | 39 | 27 | | Chicago | 10-27-91 |
| 287 | Archie Manning | 27 | 17 | @ | San Francisco | 10-22-72 |
| 287 | Jim Everett | 47 | 31 | @ | Atlanta | 12-10-95 |
| 285 | Bobby Scott | 35 | 16 | @ | St. Louis | 10-23-77 |
| 285 | Archie Manning | 34 | 24 | | Buffalo | 9-21-80 |
| 284 | Archie Manning | 29 | 14 | | Atlanta | 9-2-79 |
| 282 | Bobby Hebert | 32 | 23 | @ | Detroit | 9-18-88 |
| 282 | Bobby Hebert | 32 | 23 | @ | Green Bay | 9-17-89 |
| 281 | Bobby Hebert | 28 | 18 | | N.Y. Jets | 10-15-89 |
| 280 | Dave Wilson | 30 | 18 | @ | Denver | 9-15-85 |
| 279 | Ken Stabler | 39 | 25 | | Chicago | 9-18-83 |
| 279 | Bobby Hebert | 32 | 19 | @ | Washington | 11-6-88 |
| 278 | Danny Wuerffel | 47 | 25 | | New England | 10-4-98 |
| 277 | Wade Wilson | 45 | 27 | | Atlanta | 10-24-93 |
| 276 | Billy Kilmer | 37 | 22 | | Dallas | 9-28-69 |
| 276 | Archie Manning | 31 | 18 | @ | N.Y. Giants | 10-8-72 |
| 276 | Dave Wilson | 34 | 19 | | Miami | 12-7-86 |
| 276 | Bobby Hebert | 22 | 15 | @ | L.A. Rams | 10-22-89 |
| 276 | Jim Everett | 36 | 28 | | Atlanta | 11-13-94 |
| 274 | Steve Walsh | 38 | 23 | @ | Washington | 11-18-90 |
| 273 | Bobby Hebert | 37 | 17 | | Dallas | 10-3-88 |
| 273 | Jim Everett | 31 | 18 | @ | Atlanta | 12-11-94 |
| 272 | Dave Wilson | 33 | 20 | | New England | 11-30-86 |
| 272 | Bobby Hebert | 30 | 18 | | Atlanta | 10-29-89 |
| 271 | Ken Stabler | 35 | 24 | | Atlanta | 1-2-83 |
| 269 | Steve Walsh | 33 | 17 | @ | Rams | 11-3-91 |
| 268 | Archie Manning | 27 | 20 | @ | Seattle | 11-18-79 |
| 267 | Bobby Hebert | 40 | 25 | | San Francisco | 9-27-92 |
| 267 | Wade Wilson | 43 | 25 | | L.A. Rams | 12-12-93 |
| 266 | Jim Everett | 38 | 23 | | San Francisco | 9-3-95 |
| 265 | Kerry Collins | 43 | 25 | @ | Arizona | 12-20-98 |
| 264 | Archie Manning | 31 | 14 | @ | Atlanta | 11-25-79 |
| 264 | Richard Todd | 29 | 14 | | St. Louis Cardinals | 9-23-84 |
| 264 | Bobby Hebert | 25 | 13 | | Chicago | 9-13-92 |
| 263 | Archie Manning | 48 | 24 | @ | Los Angeles Rams | 11-2-80 |
| 262 | Billy Kilmer | 24 | 14 | @ | Washington | 12-17-67 |
| 262 | Jim Everett | 44 | 28 | @ | Raiders | 11-20-94 |
| 261 | Billy Kilmer | 22 | 15 | | San Francisco | 12-13-70 |
| 261 | Billy Joe Tolliver | 29 | 14 | @ | Atlanta | 10-18-98 |
| 260 | Jim Everett | 40 | 20 | | San Francisco | 11-3-96 |
| 259 | Bobby Hebert | 25 | 16 | | Washington | 10-1-89 |
| 259 | Billy Joe Hobert | 42 | 18 | | St. Louis Rams | 12-7-97 |
| 256 | Jim Everett | 36 | 24 | @ | Minnesota | 11-6-94 |
| 256 | Jim Everett | 32 | 19 | @ | N.Y. Giants | 9-24-95 |
| 255 | Bobby Hebert | 24 | 16 | | Tampa Bay | 12-6-87 |
| 255 | Jim Everett | 32 | 22 | | Carolina | 9-8-96 |
| 254 | Bobby Hebert | 34 | 20 | | San Francisco | 12-15-85 |
| 254 | Bobby Hebert | 27 | 15 | | Houston | 12-13-87 |
| 252 | Billy Joe Hobert | 24 | 14 | | Arizona Cardinals | 12-14-97 |
| 251 | Archie Manning | 37 | 25 | | Houston | 12-10-78 |
| 250 | Archie Manning | 36 | 25 | @ | Tampa Bay | 12-17-78 |

100 YARDS RECEIVING

| Yds. | No. | Player | Opponent | Date |
|------|-----|------------------|--------------|----------|
| 205 | 6 | Wes Chandler | Atlanta | 9-2-79 |
| 200 | 6 | Torrance Small | @ Denver | 12-24-94 |
| 179 | 9 | Floyd Turner | Chicago | 10-27-91 |
| 165 | 8 | Danny Abramowicz | @ Cincinnati | 11-29-70 |

| | | | | |
|------|----|-------------------------|---------------------|-----------------|
| 164 | 3 | Eric Martin | Green Bay | 9-14-86 |
| 159 | 4 | Larry Burton | @ Atlanta | 11-2-75 |
| 156 | 12 | Danny Abramowicz | Pittsburgh | 10-29-67 |
| 156 | 5 | Michael Haynes | @ Cincinnati | 9-15-96 |
| 154 | 3 | Keith Poole | @ Atlanta | 10-18-98 |
| 153 | 8 | Eric Martin | Cleveland | 10-14-90 |
| 151 | 8 | Eric Martin | @ Phoenix | 10-18-92 |
| 150 | 9 | Quinn Early | @ Minnesota | 11-19-95 |
| 148 | 8 | Sean Dawkins | @ San Francisco | 11-22-98 |
| 146 | 10 | Eric Martin | @ Washington | 11-6-88 |
| 145 | 7 | Al Dodd | @ St. Louis | 11-2-69 |
| 144 | 7 | Danny Abramowicz | @ Washington | 12-17-67 |
| 144 | 8 | Henry Childs | @ San Francisco | 12-7-80 |
| 140 | 7 | Danny Abramowicz | San Francisco | 12-13-70 |
| 140 | 8 | Wes Chandler | Atlanta | 10-19-80 |
| 139* | 9 | Wes Chandler | Philadelphia | 11-9-80 |
| 135 | 5 | Eugene Goodlow | San Francisco | 12-15-85 |
| 132 | 6 | Eric Martin | L.A. Rams | 10-30-88 |
| 132 | 10 | Floyd Turner | @ San Francisco | 12-1-91 |
| 131 | 6 | Hoby Brenner | St. Louis | 9-23-84 |
| 131 | 5 | Eric Martin | N.Y. Jets | 10-15-89 |
| 131 | 10 | Eric Martin | @ Washington | 11-18-90 |
| 130 | 6 | Eric Martin | Houston | 12-13-87 |
| 129 | 8 | Danny Abramowicz | Pittsburgh | 12-21-69 |
| 127 | 12 | John Beasley | @ San Diego | 11-18-73 |
| 127 | 4 | Wes Chandler | @ San Francisco | 9-23-79 |
| 127 | 4 | Quinn Early | Raiders | 12-16-91 |
| 124 | 5 | Randal Hill | Arizona Cardinals | 12-14-97 |
| 122 | 14 | Tony Galbreath | @ Green Bay | 9-10-78 |
| 122 | 4 | Andre Hastings | Dallas | 12-6-98 |
| 121 | 6 | Henry Childs | @ Seattle | 11-18-79 |
| 121 | 5 | Michael Haynes | San Francisco | 11-3-96 |
| 121 | 5 | Randal Hill | @ Chicago | 10-5-97 |
| 120 | 4 | Dave Parks | @ N.Y. Giants | 10-8-72 |
| 120 | 9 | Eric Martin | Philadelphia | 12-18-89 |
| 120 | 5 | Eric Martin | Cincinnati | 1-2-94 |
| 120 | 6 | Andre Hastings | St. Louis Rams | 12-7-97 |
| 119* | 4 | Ike Harris | Philadelphia | 11-9-80 |
| 119 | 6 | Mike Jones | Miami | 12-7-86 |
| 117 | 7 | Wes Chandler | Atlanta | 11-12-78 |
| 117* | 3 | Henry Childs | @ Atlanta | 11-25-79 |
| 117 | 8 | Wes Chandler | @ Atlanta | 9-6-81 |
| 117 | 8 | Quinn Early | Green Bay | 12-16-95 |
| 116 | 5 | Eric Martin | @ L.A. Rams | 10-22-89 |
| 115 | 4 | Paul Seal | Philadelphia | 10-27-74 |
| 115 | 9 | Danny Abramowicz | Baltimore | 10-19-69 |
| 115 | 5 | Floyd Turner | Atlanta | 11-24-91 |
| 114 | 7 | Dave Parks | @ St. Louis | 10-11-70 |
| 113 | 5 | Danny Abramowicz | San Francisco | 11-23-69 |
| 113* | 4 | Brett Bech | Buffalo | 12-27-98 |
| 112 | 7 | Henry Childs | @ Green Bay | 9-9-79 |
| 112* | 10 | Cameron Cleeland | Buffalo | 12-27-98 |
| 111 | 6 | Hoby Brenner | @ Atlanta | 10-20-85 |
| 111 | 8 | Eric Martin | Denver | 11-20-88 |
| 111 | 7 | Eric Martin | Houston | 9-5-93 |
| 110 | 5 | Danny Abramowicz | San Francisco | 9-26-71 |
| 110 | 5 | Dave Parks | @ San Francisco | 10-22-72 |
| 110 | 5 | Sean Dawkins | Carolina | 9-13-98 |

| | | | | | |
|-------|---|------------------|---|---------------|----------|
| 109 | 2 | Walt Roberts | @ | Philadelphia | 11-19-67 |
| 107 | 5 | Eric Martin | | L.A. Rams | 11-26-89 |
| 106 | 7 | Tony Galbreath | | Oakland | 12- 3-79 |
| 106 | 6 | Wes Chandler | @ | Detroit | 10-12-80 |
| 105 | 6 | Hoby Brenner | | Chicago | 9-18-83 |
| 105 | 9 | Danny Abramowicz | @ | Atlanta | 12- 7-69 |
| 103 | 6 | Dave Parks | | Pittsburgh | 12-15-68 |
| 103 | 6 | Wes Chandler | | San Francisco | 12- 3-78 |
| 103 * | 6 | Wes Chandler | @ | Atlanta | 11-25-79 |
| 103 | 6 | Larry Hardy | | San Francisco | 9- 7-80 |
| 103 | 6 | Lindsay Scott | | St. Louis | 9-12-82 |
| 103 | 6 | Eric Martin | | L.A. Rams | 10-11-92 |
| 103 | 5 | Michael Haynes | @ | Atlanta | 12-11-94 |
| 102 | 6 | Sean Dawkins | @ | Carolina | 11-1-98 |
| 101 | 8 | Danny Abramowicz | @ | N.Y. Giants | 10- 6-68 |
| 101 | 4 | Tyrone Young | @ | Cleveland | 10-28-84 |
| 101 | 3 | Hoby Brenner | | Cincinnati | 12- 9-84 |
| 101 | 7 | Eric Martin | @ | St. Louis | 10-11-87 |
| 101 | 8 | Quinn Early | | Kansas City | 9- 4-94 |
| 101 | 2 | Eric Martin | | Tampa Bay | 12- 6-87 |
| 100 | 3 | Henry Childs | @ | Atlanta | 11-26-78 |
| 100 | 4 | Eric Martin | @ | Buffalo | 12-10-89 |

*Part of a dual 100-yard day.

THE LAST TIME

400 yards total offense

By Saints - 423, vs. Chicago, 10-13-96 (205 rushing, 218 passing)
By Opponent - 443, at San Francisco, 11-22-98 (154 rushing, 289 passing)

500 yards total offense

By Saints - 557, at Atlanta, 9-12-93 (227 rushing, 330 passing)
By Opponent - 513, at Arizona, 12-20-98 (119 rushing, 394 passing)

300 yards passing in a game by a player

By Saints - 328, Kerry Collins, at San Francisco, 11-22-98 (22-44-2)
By Opponent - 394, Jake Plummer, at Arizona, 12-20-98 (32-44-1)

400 yards passing in a game by a player

By Saints - has never happened
By Opponent - 420, Warren Moon, at Minnesota, 11-6-94 (33-57)

6 touchdown passes in a game by a player

By Saints - Billy Kilmer, at St. Louis Cardinals, 11-2-69
By Opponent - Charley Johnson, at St. Louis Cardinals, 11-2-69

5 touchdown passes in a game by a player

By Saints - has never happened
By Opponent - Lynn Dickey, vs. Green Bay, 12-13-81

4 touchdown passes in a game by a player

By Saints - Jim Everett, vs. Miami, 10-15-95
By Opponent - Warren Moon, at Minnesota, 11-19-95

100 yards rushing in a game by a player

By Saints - 157, Lamar Smith, at Indianapolis, 9-27-98 (24 att.)
By Opponent - 148, Jamal Anderson, vs. Atlanta, 12-13-98 (27 att.)

2 100-yard rushers in a game

By Saints - 122, Craig Heyward (19 att.) and 115, Rueben Mayes (30 att.), at Cincinnati, 11-4-90
By Opponent - 126, Otis Anderson (22 att.) and 102, Wayne Morris (22 att.), vs. St. Louis, 10-5-80

200 yards rushing in a game by a player

By Saints - 203, Rueben Mayes, vs. Miami, 12-7-86 (28 att.)
By Opponent - 214, LeShon Johnson, vs. Arizona Cardinals, 9-22-96 (21 att.)

3 touchdowns rushing in a game by a player

By Saints - Mario Bates, at Rams, 12-4-94
By Opponent - Lawrence Phillips, at St. Louis Rams, 8-31-97

4 touchdowns rushing in a game by a player

By Saints - has never happened
By Opponent - Rodney Hampton, at NY Giants, 9-24-95

100 yards receiving in a game by a player

By Saints - 113, Brett Bech, vs. Buffalo, 12-27-98 (4 rec.);
112, Cameron Cleeland, vs. Buffalo, 12-27-98 (10 rec.)
By Opponent - 138, Frank Sanders, at Arizona, 12-20-98 (10 rec.)

2 100-yard receivers in a game

By Saints - 113, Brett Bech (4 rec.) and 112, Cameron Cleeland (10 rec.), vs. Buffalo, 12-27-98
 By Opponent - 198, Terance Mathis (6 rec.) and 109, Tony Martin (8 rec.), vs. Atlanta, 12-13-98

200 yards receiving in a game by a player

By Saints - 200, Torrance Small, at Denver, 12-24-94 (6 rec.)
 By Opponent - 248, Richard Johnson, at Detroit, 12-3-89 (8 rec.)

300 yards receiving in a game by a player

By Saints - has never happened
 By Opponent - 336, Willie Anderson, vs. Los Angeles Rams, 11-26-89 (15 rec.) (NFL Record)

3 touchdown catches in a game by a player

By Saints - Danny Abramowicz, vs. San Francisco, 8-26-71
 By Opponent - Al Toon, at New York Jets, 10-26-86

4 touchdown catches in a game by a player

By Saints - has never happened
 By Opponent - Dave Williams, at St. Louis Cardinals, 11-2-69

3 touchdowns in a game by a player (rushing, receiving, return)

By Saints - Mario Bates, at Rams, 12-4-94 (all rushing)
 By Opponent - Lawrence Phillips, at St. Louis Rams, 8-31-97 (all rushing)

4 touchdowns in a game by a player (rushing, receiving, return)

By Saints - has never happened
 By Opponent - Rodney Hampton, at New York Giants, 9-24-95 (all rushing)

7 field goals attempted in a game by a player (how many converted)

By Saints - Morten Andersen, vs. San Francisco, 10-25-87 (5 made)
 By Opponent - Bobby Howfield, at Jets, 12-3-72 (6 made)

6 field goals attempted in a game by a player (how many converted)

By Saints - Garo Yepremian, at Tampa Bay, 10-14-79 (6 made)
 By Opponent - Norm Johnson, vs. Atlanta, 11-13-94 (6 made)

5 field goals attempted in a game by a player (how many converted)

By Saints - Morten Andersen, at Denver, 12-24-94 (3 made)
 By Opponent - Chris Jacke, at Arizona, 12-20-98 (4 made)

4 field goals attempted in a game by a player (how many converted)

By Saints - Doug Brien, at New York Jets, 12-24-95 (2 made)
 By Opponent - Jeff Wilkins, vs. St. Louis Rams, 12-7-97 (2 made)

6 field goals converted in a game by a player

By Saints - Garo Yepremian, at Tampa Bay, 10-14-79 (6 att.)
 By Opponent - Norm Johnson, vs. Atlanta, 11-13-94 (6 att.)

5 field goals converted in a game by a player

By Saints - Morten Andersen, at Atlanta, 12-11-94 (5 att.)
 By Opponent - John Kasay, vs. Carolina, 9-8-96 (5 att.)

4 field goals converted in a game by a player

By Saints - Doug Brien, vs. St. Louis Rams, 11-5-95 (4 att.)
 By Opponent - Chris Jacke, at Arizona, 12-20-98 (5 att.)

3 interceptions in a game by a player

By Saints - Gene Atkins, at Phoenix Cardinals, 12-22-91 (198 yds.)
 By Opponent - Rod Woodson, at San Francisco, 9-14-97 (81 yds.)

Punt returned for a touchdown

By Saints - Tyrone Hughes, at Philadelphia, 12-26-93 (83 yds.)
 By Opponent - Tamarick Vanover, at Kansas City, 12-21-97 (82 yds.)

Kickoff returned for a touchdown

By Saints - Aaron Craver, at Minnesota, 11-8-98 (100 yds.)
 By Opponent - Dexter Carter, at San Francisco, 12-1-91 (98 yds.)

Interception returned for a touchdown

By Saints - Sammy Knight, at Arizona, 12-20-98 (39 yds.)
 By Opponent - Eric Davis, at Carolina, 11-1-98 (56 yds.)

Fumble returned for a touchdown

By Saints - Mark Fields, vs. Atlanta, 12-13-98 (36 yds.)
 By Opponent - Eric Jack, vs. Atlanta, 11-13-94 (27 yds.)

Fumble recovered in end zone for TD

By Saints - Austin Robbins, vs. St. Louis Rams, 11-15-98
 By Opponent - Jerald Moore, at St. Louis, 9-6-98 (recovered own fumble in end zone)

Punt blocked

By Saints - Chris Hewitt, vs. Seattle, 11-16-97
 By Opponent - Robert Jones, vs. St. Louis Rams, 12-1-96

Punt blocked and returned for a touchdown

By Saints - Frank Warren, at San Diego, 11-17-91 (37 yds.)
 By Opponent - Mosi Tatupu, vs. New England, 11-30-86 (17 yds.)

Punt blocked and recovered in end zone for touchdown

By Saints - Tommy Myers, at Detroit, 9-25-77
 By Opponent - Roy Bennett, at San Diego, 10-9-88

Punt blocked for a safety

By Saints - Robert Massey, vs. Cleveland Browns, 10-14-90
 By Opponent - has never happened

Safety scored

By Saints - La'Roi Glover pressured Troy Aikman into intentional grounding, vs. Dallas, 12-6-98
 Wayne Martin tackled Steve DeBerg in end zone, at Atlanta, 10-18-98
 By Opponent - William Thomas tackled Mike Buck in end zone, at Philadelphia, 12-26-93

Field goal blocked

By Saints - Darren Mickell, at Carolina, 11-30-97 (26 yds.)
 By Opponent - Bernard Wilson, at Arizona, 12-20-98 (54 yds.)

Blocked field goal returned for touchdown

By Saints - Dave Waymer, at Seattle, 10-16-88 (58 yds.)
 By Opponent - Ron Fellows, at Dallas, 9-25-83 (62 yds.)

PAT kick missed

By Saints - Chip Lohmiller, vs. Miami, 10-15-95
 By Opponent - Roger Ruzek, at Philadelphia, 12-26-93

PAT kick blocked

By Saints - Jimmy Spencer and Gene Atkins, at Philadelphia, 12-26-93

By Opponent - Jackie Wallace, vs. Los Angeles Rams, 10-1-78

Two-point attempt made

By Saints - Andre Hastings pass from Heath Shuler, at St. Louis Rams, 8-31-97

By Opponent - Garrison Hearst pass from Steve Young, vs. San Francisco, 10-11-98

Two-point attempt failed

By Saints - Billy Joe Tolliver to Cameron Cleeland pass attempt, vs. Buffalo, 12-27-98

By Opponent - Rich Gannon to Danan Hughes pass attempt, at Kansas City, 12-21-97

60 points scored in a game

By Saints - has never happened

By Opponent - 62, vs. Atlanta, 9-16-73

50 points scored in a game


By Saints - 51, 11-21-76

By Opponent - has never happened

Shutout scored in a game

By Saints - 12-0, at NY Jets, 12-24-95

By Opponent - 31-0, vs. San Francisco, 10-11-98



History

SAINTS ALL-TIME RESULTS

*HOME GAME (Home Attendance Figures From 1990 Represent Tickets Distributed)
 MN-Monday Night, SN-Sunday Night, TN-Thursday Night, SAT - Saturday

1967 (3-11) Coach: Tom Fears 4th place, Capitol Division

| | Result |
|-------------------------------------|---------|
| 9/17 * Los Angeles (80,879) | L 13-27 |
| 9/24 * Washington (74,937) | L 10-30 |
| 10/1 * Cleveland (77,045) | L 7-42 |
| 10/8 New York Giants (62,670) | L 21-27 |
| 10/15 Dallas (52,562) | L 10-14 |
| 10/22 San Francisco (34,285) | L 13-27 |
| 10/29 * Pittsburgh (68,911) | L 10-14 |
| 11/5 * Philadelphia (59,596) | W 31-24 |
| 11/12 * Dallas (83,437) | L 10-27 |
| 11/19 Philadelphia (60,751) | L 21-48 |
| 11/26 * Atlanta (83,437) | W 27-24 |
| 12/3 St. Louis (41,171) | L 20-31 |
| 12/10 Baltimore (60,238) | L 10-30 |
| 12/17 Washington (50,486) | W 30-14 |
| | 233-379 |

1968 (4-9-1) Coach: Tom Fears 3rd place, Century Division

| | Result |
|--------------------------------------|---------|
| 9/15 * Cleveland (74,215) | L 10-24 |
| 9/22 * Washington (65,941) | W 31-17 |
| 9/29 * St. Louis (79,021) | L 20-21 |
| 10/6 New York Giants (62,967) | L 21-38 |
| 10/13 * Minnesota (71,105) | W 20-17 |
| 10/20 Pittsburgh (32,303) | W 16-12 |
| 10/27 St. Louis (45,478) | L 17-31 |
| 11/3 * Dallas (84,728) | L 3-17 |
| 11/10 Cleveland (71,025) | L 17-35 |
| 11/17 Green Bay (Milw. 49,644) | L 7-29 |
| 11/24 Detroit (46,152) | T 20-20 |
| 12/1 * Chicago (78,285) | L 17-23 |
| 12/8 Philadelphia (57,128) | L 17-29 |
| 12/15 * Pittsburgh (66,131) | W 24-14 |
| | 246-327 |

1969 (5-9) Coach: Tom Fears 3rd place, Capitol Division

| | Result |
|--------------------------------------|---------|
| 9/21 * Washington (73,147) | L 20-26 |
| 9/28 * Dallas (79,567) | L 17-21 |
| 10/5 Los Angeles (54,879) | L 17-36 |
| 10/12 * Cleveland (71,274) | L 17-27 |
| 10/19 * Baltimore (80,636) | L 10-30 |
| 10/26 Philadelphia (60,658) | L 10-13 |
| 11/2 St. Louis (46,718) | W 51-42 |
| 11/9 Dallas (62,282) | L 17-33 |
| 11/16 New York Giants (62,927) | W 25-24 |
| 11/23 * San Francisco (71,448) | W 43-38 |
| 11/30 * Philadelphia (72,805) | W 26-17 |
| 12/7 Atlanta (57,021) | L 17-45 |
| 12/14 Washington (50,354) | L 14-17 |
| 12/21 * Pittsburgh (72,256) | W 27-24 |
| | 311-393 |

1970 (2-11-1) Coach: Tom Fears (7 games) J.D. Roberts (7 games) 4th place, NFC West

| | Result |
|---------------------------------------|---------|
| 9/20 * Atlanta (77,042) | L 3-14 |
| 9/27 Minnesota (47,900) | L 0-26 |
| 10/4 * New York Giants (69,126) | L 14-10 |
| 10/11 St. Louis (45,294) | L 17-24 |
| 10/18 San Francisco (39,446) | T 20-20 |
| 10/25 Atlanta (58,850) | L 14-32 |
| 11/1 * Los Angeles (77,861) | L 17-30 |
| 11/8 * Detroit (66,910) | W 19-17 |
| 11/15 Miami (42,866) | L 10-21 |
| 11/22 * Denver (66,837) | L 6-31 |
| 11/29 Cincinnati (59,342) | L 6-26 |
| 12/6 Los Angeles (66,410) | L 16-34 |
| 12/13 * San Francisco (61,940) | L 27-38 |
| 12/20 * Chicago (63,518) | L 3-24 |
| | 172-347 |

1971 (4-8-2) Coach: J.D. Roberts 4th place, NFC West

| | Result |
|--------------------------------------|---------|
| 9/19 * Los Angeles (70,915) | W 24-20 |
| 9/26 * San Francisco (81,596) | L 20-38 |
| 10/3 Houston (47,966) | T 13-13 |
| 10/10 Chicago (55,049) | L 14-35 |
| 10/17 * Dallas (83,088) | W 24-14 |
| 10/24 Atlanta (58,850) | L 6-28 |
| 10/31 Washington (53,041) | L 14-24 |
| 11/7 * Oakland (83,102) | T 21-21 |
| 11/14 San Francisco (45,138) | W 26-20 |
| 11/21 * Minnesota (83,130) | L 10-23 |
| 11/28 Green Bay (Milw. 48,130) | W 29-21 |
| 12/5 Los Angeles (73,610) | L 28-45 |
| 12/12 * Cleveland (72,794) | L 17-21 |
| 12/19 * Atlanta (75,954) | L 20-24 |
| | 266-347 |

1972 (2-11-1) Coach: J.D. Roberts 4th place, NFC West

| | Result |
|--------------------------------------|---------|
| 9/17 Los Angeles (66,303) | L 14-34 |
| 9/25 * Kansas City (70,793)-MN | L 17-20 |
| 10/1 * San Francisco (69,840) | L 2-37 |
| 10/8 New York Giants (62,507) | L 21-45 |
| 10/15 * Atlanta (66,294) | L 14-21 |
| 10/22 San Francisco (59,167) | T 20-20 |
| 10/29 * Philadelphia (65,554) | W 21-3 |
| 11/5 Minnesota (49,784) | L 6-37 |
| 11/12 Atlanta (58,850) | L 20-36 |
| 11/19 Detroit (53,752) | L 14-27 |
| 11/26 * Los Angeles (64,325) | W 19-16 |
| 12/3 New York Jets (62,496) | L 17-18 |
| 12/10 * New England (64,889) | L 10-17 |
| 12/17 * Green Bay (65,881) | L 20-30 |
| | 215-361 |

1973 (5-9) Coach: John North 3rd place, NFC West

| | Result |
|-------------------------------------|---------|
| 9/16 * Atlanta (66,428) | L 7-62 |
| 9/24 Dallas (52,715)-MN | L 3-40 |
| 9/30 Baltimore (52,293) | L 10-14 |
| 10/7 * Chicago (56,561) | W 21-16 |
| 10/14 * Detroit (57,810) | W 20-13 |
| 10/21 San Francisco (52,629) | L 0-40 |
| 10/28 * Washington (66,315) | W 19-3 |
| 11/4 * Buffalo (74,770) | W 13-0 |
| 11/11 Los Angeles (70,358) | L 7-29 |
| 11/18 San Diego (44,356) | L 14-17 |
| 11/25 * Los Angeles (67,192) | L 13-24 |
| 12/2 Green Bay (Milw. 47,890) | L 10-30 |
| 12/9 * San Francisco (62,490) | W 16-10 |
| 12/16 Atlanta (58,850) | L 10-14 |
| | 163-312 |

1974 (5-9) Coach: John North 3rd place, NFC West

| | Result |
|--------------------------------------|---------|
| 9/15 * San Francisco (65,071) | L 13-17 |
| 9/22 Los Angeles (64,178) | L 0-24 |
| 9/29 * Atlanta (62,273) | W 14-13 |
| 10/6 Chicago (55,753) | L 10-24 |
| 10/13 Denver (51,706) | L 17-33 |
| 10/20 Atlanta (58,850) | W 13-3 |
| 10/27 * Philadelphia (64,257) | W 14-10 |
| 11/3 Detroit (49,127) | L 14-19 |
| 11/10 * Miami (74,289) | L 0-21 |
| 11/17 * Los Angeles (57,287) | W 20-7 |
| 11/25 * Pittsburgh (71,907)-MN | L 7-28 |
| 12/1 Minnesota (48,456) | L 9-29 |
| 12/8 * St. Louis (57,152) | W 14-0 |
| 12/15 San Francisco (49,567) | L 21-35 |
| | 166-263 |

1975 (2-12) Coach: John North (6 games) Ernie Hefferle (8 games) 4th place, NFC West

| | Result |
|--------------------------------------|---------|
| 9/21 Washington (54,414) | L 3-41 |
| 9/28 * Cincinnati (52,531) | L 0-21 |
| 10/5 Atlanta (29,444) | L 7-14 |
| 10/12 Green Bay (51,371) | W 20-19 |
| 10/19 San Francisco (40,990) | L 21-35 |
| 10/26 Los Angeles (60,771) | L 14-38 |
| 11/2 * Atlanta (56,614) | W 23-7 |
| 11/9 Oakland (51,764) | L 10-48 |
| 11/16 * Minnesota (62,765) | L 7-20 |
| 11/23 * San Francisco (40,328) | L 6-16 |
| 11/30 Cleveland (44,753) | L 16-17 |
| 12/7 * Los Angeles (39,358) | L 7-14 |
| 12/14 New York Giants (40,150) | L 14-28 |
| 12/21 * Chicago (33,371) | L 17-42 |
| | 165-360 |

1976 (4-10) Coach: Hank Stram 3rd place, NFC West

| | Result |
|--------------------------------------|---------|
| 9/12 * Minnesota (58,156) | L 9-40 |
| 9/19 * Dallas (61,413) | L 6-24 |
| 9/26 Kansas City (53,918) | W 27-17 |
| 10/3 * Houston (51,973) | L 26-31 |
| 10/10 * Atlanta (51,521) | W 30-0 |
| 10/17 San Francisco (43,160) | L 3-33 |
| 10/24 * Los Angeles (51,984) | L 10-16 |
| 10/31 Atlanta (34,127) | L 20-23 |
| 11/7 Green Bay (Milw. 52,936) | L 27-32 |
| 11/14 * Detroit (42,048) | W 17-16 |
| 11/21 Seattle (61,865) | W 51-27 |
| 11/28 Los Angeles (54,906) | L 14-33 |
| 12/5 New England (53,592) | L 6-27 |
| 12/12 * San Francisco (42,536) | L 7-27 |
| | 253-346 |

1977 (3-11) Coach: Hank Stram 4th place, NFC West

| | Result |
|--|---------|
| 9/18 * Green Bay (56,548) | L 20-24 |
| 9/25 Detroit (51,548) | L 19-23 |
| 10/2 Chicago (51,488) | W 42-24 |
| 10/9 * San Diego (53,942) | L 0-14 |
| 10/16 Los Angeles (46,045) | L 7-14 |
| 10/23 St. Louis (48,417) | L 31-49 |
| 10/30 * Los Angeles (59,023) | W 27-26 |
| 11/6 Philadelphia (53,482) | L 7-28 |
| 11/13 * San Francisco (41,564)(OT) | L 7-10 |
| 11/20 * Atlanta (43,135) | W 21-20 |
| 11/27 San Francisco (33,702) | L 17-20 |
| 12/4 * New York Jets (40,464) | L 13-16 |
| 12/11 * Tampa Bay (40,124) | L 14-33 |
| 12/18 Atlanta (36,895) | L 7-35 |
| | 232-336 |

1978 (7-9) Coach: Dick Nolan 3rd place, NFC West

| | Result |
|--|---------|
| 9/3 * Minnesota (54,187) | W 31-24 |
| 9/10 Green Bay (Milw. 54,336) | L 17-28 |
| 9/17 * Philadelphia (49,242) | L 17-24 |
| 9/24 Cincinnati (40,455) | W 20-18 |
| 10/1 * Los Angeles (61,654) | L 20-26 |
| 10/8 * Cleveland (50,158) | L 16-24 |
| 10/15 San Francisco (37,671) | W 14-7 |
| 10/22 Los Angeles (47,574) | W 10-3 |
| 10/29 * New York Giants (58,806) | W 28-17 |
| 11/5 Pittsburgh (48,525) | L 14-20 |
| 11/12 * Atlanta (70,323) | L 17-20 |
| 11/19 Dallas (57,920) | L 7-27 |
| 11/26 Atlanta (55,521) | L 17-20 |
| 12/3 * San Francisco (50,068) | W 24-13 |
| 12/10 * Houston (63,169) | L 12-17 |
| 12/17 Tampa Bay (51,209) | W 17-10 |
| | 281-298 |

1979 (8-8) Coach: Dick Nolan
2nd place, NFC West

| | Result |
|---------------------------------------|---------|
| 9/2 * Atlanta (70,940)(OT).....L | 34-40 |
| 9/9 Green Bay (Milw. 53,184).....L | 19-28 |
| 9/16 * Philadelphia (54,212).....L | 14-26 |
| 9/23 San Francisco (39,727).....W | 30-21 |
| 9/30 * New York Giants (51,543).....W | 24-14 |
| 10/7 * Los Angeles (68,986).....L | 17-35 |
| 10/14 Tampa Bay (67,640).....W | 42-14 |
| 10/21 * Detroit (57,428).....W | 17- 7 |
| 10/28 Washington (52,133).....W | 14-10 |
| 11/4 Denver (74,482).....L | 3-10 |
| 11/11 * San Francisco (65,551).....W | 31-20 |
| 11/18 Seattle (60,055).....L | 24-38 |
| 11/25 Atlanta (42,815).....W | 37- 6 |
| 12/3 * Oakland (65,541)-MN.....L | 35-42 |
| 12/9 * San Diego (61,059).....L | 0-35 |
| 12/16 Los Angeles (53,879).....W | 29-14 |
| | 370-360 |

1980 (1-15) Coach: Dick Nolan (12 games)
Dick Stanfel (4 games)
4th place, NFC West

| | Result |
|---------------------------------------|---------|
| 9/7 * San Francisco (58,621).....L | 23-26 |
| 9/14 Chicago (65,523).....L | 3-22 |
| 9/21 * Buffalo (51,154).....L | 26-35 |
| 9/28 Miami (40,946).....L | 16-21 |
| 10/5 * St. Louis (45,388).....L | 7-40 |
| 10/12 Detroit (78,147).....L | 13-24 |
| 10/19 * Atlanta (62,651).....L | 14-41 |
| 10/26 Washington (51,375).....L | 14-22 |
| 11/2 Los Angeles (59,909).....L | 31-45 |
| 11/9 * Philadelphia (45,340).....L | 21-34 |
| 11/16 Atlanta (53,871).....L | 13-31 |
| 11/24 * Los Angeles (53,488)-MN.....L | 7-27 |
| 11/30 * Minnesota (30,936).....L | 20-23 |
| 12/7 San Francisco (37,949)(OT).....L | 35-38 |
| 12/14 New York Jets (38,077).....W | 21-20 |
| 12/21 * New England (38,277).....L | 27-38 |
| | 291-487 |

1981 (4-12) Coach: Bum Phillips
4th place, NFC West

| | Result |
|--------------------------------------|---------|
| 9/6 Atlanta (57,406).....L | 0-27 |
| 9/13 * Los Angeles (62,063).....W | 23-17 |
| 9/20 New York Giants (69,814).....L | 7-20 |
| 9/27 San Francisco (44,433).....L | 14-21 |
| 10/4 * Pittsburgh (64,578).....L | 6-20 |
| 10/11 * Philadelphia (52,728).....L | 14-31 |
| 10/18 Cleveland (76,059).....L | 17-20 |
| 10/25 * Cincinnati (46,336).....W | 17- 7 |
| 11/1 * Atlanta (63,637).....L | 10-41 |
| 11/8 Los Angeles (61,068).....W | 21-13 |
| 11/15 Minnesota (45,215).....L | 10-20 |
| 11/22 Houston (49,581).....W | 27-24 |
| 11/29 * Tampa Bay (62,209).....L | 14-31 |
| 12/6 St. Louis (46,923).....L | 3-30 |
| 12/13 * Green Bay (45,518).....L | 7-35 |
| 12/20 * San Francisco (43,639).....L | 17-21 |
| | 207-378 |

1982 (4-5) Coach: Bum Phillips
2nd place, NFC West

| | Result |
|------------------------------------|---------|
| 9/12 * St. Louis (58,763).....L | 7-21 |
| 9/19 Chicago (56,600).....W | 10- 0 |
| 11/21 * Kansas City (39,341).....W | 27-17 |
| 11/28 San Francisco (51,611).....W | 23-20 |
| 12/5 * Tampa Bay (61,709).....L | 10-13 |
| 12/12 Atlanta (39,535).....L | 0-35 |
| 12/19 Dallas (64,506).....L | 7-21 |
| 12/26 * Washington (48,667).....L | 10-27 |
| 1/2 * Atlanta (47,336).....W | 35- 6 |
| | 129-160 |

1983 (8-8) Coach: Bum Phillips
3rd place, NFC West

| | Result |
|---------------------------------------|---------|
| 9/4 * St. Louis (65,225).....W | 28-17 |
| 9/11 Los Angeles (45,572).....L | 27-30 |
| 9/18 * Chicago (64,692)(OT).....W | 34-31 |
| 9/25 Dallas (62,136).....L | 20-21 |
| 10/2 * Miami (66,489).....W | 17- 7 |
| 10/9 Atlanta (51,654).....W | 19-17 |
| 10/16 * San Francisco (68,154).....L | 13-32 |
| 10/23 Tampa Bay (48,242).....W | 24-21 |
| 10/30 Buffalo (49,413).....L | 21-27 |
| 11/6 * Atlanta (67,062).....W | 27-10 |
| 11/13 San Francisco (40,022).....L | 0-27 |
| 11/21 * N.Y. Jets (68,606)-MN.....L | 28-31 |
| 11/27 * Minnesota (59,502).....W | 17-16 |
| 12/4 New England (24,579).....L | 0- 7 |
| 12/11 Philadelphia (45,182)(OT).....W | 20-17 |
| 12/18 * Los Angeles (70,148).....L | 24-26 |
| | 319-337 |

1984 (7-9) Coach: Bum Phillips
3rd place, NFC West

| | Result |
|--------------------------------------|---------|
| 9/2 * Atlanta (66,652).....L | 28-36 |
| 9/9 * Tampa Bay (54,686).....W | 17-13 |
| 9/16 San Francisco (57,611).....L | 20-30 |
| 9/23 * St. Louis (58,723).....W | 34-24 |
| 9/30 Houston (43,108).....W | 27-10 |
| 10/7 Chicago (53,752).....L | 7-20 |
| 10/14 * Los Angeles (63,161).....L | 10-28 |
| 10/21 Dallas (50,966)-SN (OT).....L | 27-30 |
| 10/28 Cleveland (52,849).....W | 16-14 |
| 11/4 * Green Bay (57,426).....L | 13-23 |
| 11/11 Atlanta (40,590).....W | 17-13 |
| 11/19 * Pittsburgh (66,005)-MN.....W | 27-24 |
| 11/25 * San Francisco (65,117).....L | 3-35 |
| 12/2 Atlanta (49,348).....L | 21-34 |
| 12/9 * Cincinnati (40,855).....L | 21-24 |
| 12/15 New York Giants (63,739).....W | 10- 3 |
| | 298-361 |

1985 (5-11) Coach: Bum Phillips (12 games)
Wade Phillips (4 games)
3rd place, NFC West

| | Result |
|--|---------|
| 9/8 * Kansas City (57,760).....L | 27-47 |
| 9/15 Denver (74,448).....L | 23-34 |
| 9/22 * Tampa Bay (45,320).....W | 20-13 |
| 9/29 San Francisco (58,053).....W | 20-17 |
| 10/6 * Philadelphia (56,364).....W | 23-21 |
| 10/13 L.A. Raiders (48,152).....L | 13-23 |
| 10/20 Atlanta (44,784).....L | 24-31 |
| 10/27 * New York Giants (54,082).....L | 13-21 |
| 11/3 Los Angeles (49,030).....L | 10-28 |
| 11/10 * Seattle (47,365).....L | 3-27 |
| 11/17 Green Bay (Milw. 52,104).....L | 14-38 |
| 11/24 Minnesota (54,117).....W | 30-23 |
| 12/1 * Los Angeles (44,122).....W | 29- 3 |
| 12/8 St. Louis (29,527).....L | 16-28 |
| 12/15 * San Francisco (46,065).....L | 19-31 |
| 12/22 * Atlanta (37,717).....L | 10-16 |
| | 294-401 |

1986 (7-9) Coach: Jim Mora
4th place, NFC West

| | Result |
|-------------------------------------|---------|
| 9/7 * Atlanta (67,950).....L | 10-31 |
| 9/14 * Green Bay (56,383).....W | 24-10 |
| 9/21 San Francisco (58,297).....L | 17-26 |
| 9/28 N.Y. Giants (72,765).....L | 17-20 |
| 10/5 * Washington (57,317).....L | 6-14 |
| 10/12 Indianapolis (53,512).....W | 17-14 |
| 10/19 * Tampa Bay (43,355).....W | 38- 7 |
| 10/26 N.Y. Jets (44,246).....L | 23-28 |
| 11/2 * San Francisco (53,234).....W | 23-10 |
| 11/9 * Los Angeles (62,352).....W | 6- 0 |
| 11/16 St. Louis (32,069).....W | 16- 7 |
| 11/23 Los Angeles (58,600).....L | 13-26 |
| 11/30 * New England (58,259).....L | 20-21 |
| 12/7 * Miami (64,761).....L | 27-31 |
| 12/14 Atlanta (39,994).....W | 14- 9 |
| 12/21 Minnesota (51,209).....L | 17-33 |
| | 288-287 |

1987 (12-3) Coach: Jim Mora
2nd place, NFC West

| | Result |
|--------------------------------------|---------|
| 9/13 * Cleveland (59,900).....W | 28-21 |
| 9/20 Philadelphia (57,485).....L | 17-27 |
| 10/4 * Los Angeles (29,745).....W | 37-10 |
| 10/11 St. Louis (11,795).....L | 19-24 |
| 10/18 Chicago (46,813).....W | 19-17 |
| 10/25 * San Francisco (60,497).....L | 22-24 |
| 11/1 Atlanta (42,196).....W | 38- 0 |
| 11/8 Los Angeles (43,379).....W | 31-14 |
| 11/15 San Francisco (60,436).....W | 26-24 |
| 11/22 * N.Y. Giants (67,639).....W | 23-14 |
| 11/29 Pittsburgh (47,896).....W | 20-16 |
| 12/6 * Tampa Bay (66,471).....W | 44-34 |
| 12/13 * Houston (68,257).....W | 24-10 |
| 12/20 Cincinnati (43,424).....W | 41-24 |
| 12/27 * Green Bay (68,364).....W | 33-24 |
| | 422-283 |

NFC Wild Card Playoffs

| | |
|--------------------------------|-------|
| 1/3 * Minnesota (68,127).....L | 10-44 |
|--------------------------------|-------|

1988 (10-6) Coach: Jim Mora
3rd place, NFC West

| | Result |
|---------------------------------------|---------|
| 9/4 * San Francisco (66,357).....L | 33-34 |
| 9/11 Atlanta (48,901).....W | 29-21 |
| 9/18 Detroit (37,180).....W | 22-14 |
| 9/25 * Tampa Bay (66,671).....W | 13- 9 |
| 10/3 * Dallas (68,474)-MN.....W | 20-17 |
| 10/9 San Diego (42,693).....W | 23-17 |
| 10/16 Seattle (63,569).....W | 20-19 |
| 10/23 L.A. Raiders (66,249).....W | 20- 6 |
| 10/30 * L.A. Rams (68,238).....L | 10-12 |
| 11/6 Washington (54,183).....L | 24-27 |
| 11/13 L.A. Rams (63,305).....W | 14-10 |
| 11/20 * Denver (68,075).....W | 42- 0 |
| 11/27 * N.Y. Giants (66,526)-SN.....L | 12-13 |
| 12/4 Minnesota (61,215).....L | 3-45 |
| 12/11 San Francisco (62,977).....L | 17-30 |
| 12/18 * Atlanta (60,566).....W | 10- 9 |
| | 312-283 |

1989 (9-7) Coach: Jim Mora
3rd place, NFC West

| | Result |
|---|---------|
| 9/10 * Dallas (66,977).....W | 28- 0 |
| 9/17 Green Bay (55,809).....L | 34-35 |
| 9/24 Tampa Bay (44,053).....L | 10-20 |
| 10/1 * Washington (64,358).....L | 14-16 |
| 10/8 * San Francisco (60,488).....L | 20-24 |
| 10/15 N.Y. Jets (59,521).....W | 29-14 |
| 10/22 L.A. Rams (57,567).....W | 40-21 |
| 10/29 * Atlanta (65,153).....W | 20-13 |
| 11/6 San Francisco (60,667)-MN.....L | 13-31 |
| 11/12 New England (47,680).....W | 28-24 |
| 11/19 Atlanta (53,173).....L | 26-17 |
| 11/26 * L.A. Rams (64,274)-SN(OT).....L | 17-20 |
| 12/3 Detroit (38,550).....L | 14-21 |
| 12/10 Buffalo (70,037).....W | 22-19 |
| 12/18 * Philadelphia (59,218)-MN.....W | 30-20 |
| 12/24 * Indianapolis (49,009).....W | 41- 6 |
| | 386-301 |

1990 (8-8) Coach: Jim Mora
2nd place, NFC West

| | Result |
|--|---------|
| 9/10 * San Francisco (68,629)-MN.....L | 12-13 |
| 9/16 Minnesota (56,272).....L | 3-32 |
| 9/23 * Phoenix (61,110).....W | 28- 7 |
| 10/7 Atlanta (57,401).....L | 27-28 |
| 10/14 * Cleveland (68,608).....W | 25-20 |
| 10/21 Houston (57,908).....L | 10-23 |
| 10/28 * Detroit (64,368).....L | 10-27 |
| 11/4 Cincinnati (60,067).....W | 21- 7 |
| 11/11 * Tampa Bay (67,865).....W | 35- 7 |
| 11/18 Washington (52,573).....L | 17-31 |
| 11/25 * Atlanta (68,629).....W | 10- 7 |
| 12/2 * Dallas (60,087).....L | 13-17 |
| 12/9 L.A. Rams (56,864).....W | 24-20 |
| 12/16 * Pittsburgh (68,582).....L | 6- 9 |
| 12/23 San Francisco (60,112).....W | 13-10 |
| 12/31 * L.A. Rams (68,647)-MN.....W | 20-17 |
| | 274-275 |

NFC First-Round Playoffs

| | |
|----------------------------|------|
| 1/6 Chicago (60,767).....L | 6-16 |
|----------------------------|------|

1991 (11-5) Coach: Jim Mora
1st place, NFC West

| | | Result |
|-------|---|---------|
| 9/1 | * Seattle (68,492).....W | 27-24 |
| 9/8 | Kansas City (74,816).....W | 17-10 |
| 9/15 | * L.A. Rams (68,583)- SNW | 24- 7 |
| 9/22 | * Minnesota (68,591).....W | 26- 0 |
| 9/29 | Atlanta (56,556).....W | 27- 6 |
| 10/13 | Philadelphia (64,224).....W | 13- 6 |
| 10/20 | * Tampa Bay (68,591).....W | 23- 7 |
| 10/27 | * Chicago (68,591).....L | 17-20 |
| 11/3 | L.A. Rams (58,713).....W | 24-17 |
| 11/10 | * San Francisco (68,591).....W | 10- 3 |
| 11/17 | San Diego (48,420).....L | 21-24 |
| 11/24 | * Atlanta (68,591)- SN (OT).....L | 20-23 |
| 12/1 | San Francisco (62,092).....L | 24-38 |
| 12/8 | Dallas (64,530).....L | 14-23 |
| 12/16 | * L.A. Raiders (68,625)- MNW | 27- 0 |
| 12/22 | Phoenix (30,928).....W | 27- 3 |
| | | 341-211 |

NFC First-Round Playoffs

| | | |
|-------|--------------------------|-------|
| 12/28 | * Atlanta (68,794).....L | 20-27 |
|-------|--------------------------|-------|

1992 (12-4) Coach: Jim Mora
2nd place, NFC West

| | | Result |
|-------|--|---------|
| 9/6 | Philadelphia (63,513).....L | 13-15 |
| 9/13 | * Chicago (68,591).....W | 28- 6 |
| 9/20 | Atlanta (67,328).....W | 10- 7 |
| 9/27 | * San Francisco (68,591)- SNL | 10-16 |
| 10/4 | Detroit (66,971).....W | 13- 7 |
| 10/11 | * L.A. Rams (68,591)- SNW | 13-10 |
| 10/18 | Phoenix (27,735).....W | 30-21 |
| 11/1 | * Tampa Bay (68,591).....W | 23-21 |
| 11/8 | New England (45,413).....W | 31-14 |
| 11/15 | San Francisco (64,895).....L | 20-21 |
| 11/23 | * Washington (68,591)- MNW | 20- 3 |
| 11/29 | * Miami (68,591).....W | 24-13 |
| 12/3 | * Atlanta (68,591)- TNW | 22-14 |
| 12/13 | L.A. Rams (47,355).....W | 37-14 |
| 12/20 | * Buffalo (68,591).....L | 16-20 |
| 12/26 | N.Y. Jets (45,614)- SATW | 20- 0 |
| | | 330-202 |

NFC First-Round Playoffs

| | | |
|-----|-------------------------------|-------|
| 1/3 | * Philadelphia (68,893).....L | 20-36 |
|-----|-------------------------------|-------|

1993 (8-8) Coach: Jim Mora
2nd place, NFC West

| | | Result |
|-------|--|---------|
| 9/5 | * Houston (69,029)- SNW | 33-21 |
| 9/12 | Atlanta (64,287).....W | 34-31 |
| 9/19 | * Detroit (69,039).....W | 14- 3 |
| 9/26 | * San Francisco (69,041).....W | 16-13 |
| 10/3 | L.A. Rams (50,709).....W | 37- 6 |
| 10/17 | Pittsburgh (56,056).....L | 14-37 |
| 10/24 | * Atlanta (69,043).....L | 15-26 |
| 10/31 | Phoenix (36,778).....W | 20-17 |
| 11/14 | * Green Bay (69,043).....L | 17-19 |
| 11/22 | San Francisco (68,496)- MNL | 7-42 |
| 11/28 | Minnesota (53,030).....W | 17-14 |
| 12/5 | Cleveland (60,388).....L | 13-17 |
| 12/12 | * L.A. Rams (69,033).....L | 20-23 |
| 12/20 | * N.Y. Giants (69,036)- MNL | 14-24 |
| 12/26 | Philadelphia (50,085).....L | 26-37 |
| 1/2 | * Cincinnati (58,036).....W | 20-13 |
| | | 317-343 |

1994 (7-9) Coach: Jim Mora
2nd place, NFC West

| | | Result |
|-------|--|---------|
| 9/4 | * Kansas City (69,362).....L | 17-30 |
| 9/11 | * Washington (58,049).....L | 24-38 |
| 9/18 | Tampa Bay (45,522).....W | 9- 7 |
| 9/25 | San Francisco (63,971).....L | 13-24 |
| 10/2 | * N.Y. Giants (60,759).....W | 27-22 |
| 10/9 | Chicago (63,822).....L | 7-17 |
| 10/16 | * San Diego (56,395).....L | 22-36 |
| 10/23 | * L.A. Rams (57,268).....W | 37-34 |
| 11/6 | Minnesota (57,564).....L | 20-21 |
| 11/13 | * Atlanta (69,423).....W | 33-32 |
| 11/20 | L.A. Raiders (41,722).....L | 19-24 |
| 11/28 | * San Francisco (66,106)- MNL | 14-35 |
| 12/4 | L.A. Rams (34,960).....W | 31-15 |
| 12/11 | Atlanta (61,307)- SNW | 29-20 |
| 12/19 | * Dallas (69,475)- MNL | 16-24 |
| 12/24 | Denver (64,445)- SATW | 30-28 |
| | | 348-407 |

1995 (7-9) Coach: Jim Mora
5th place, NFC West

| | | Result |
|-------|---|---------|
| 9/3 | * San Francisco (68,976).....L | 22-24 |
| 9/10 | St. Louis (58,186).....L | 13-17 |
| 9/17 | * Atlanta (61,808)(OT).....L | 24-27 |
| 9/24 | N.Y. Giants (72,619).....L | 29-45 |
| 10/1 | * Philadelphia (54,463).....L | 10-15 |
| 10/15 | * Miami (64,529).....W | 33-30 |
| 10/22 | Carolina (55,484).....L | 3-20 |
| 10/29 | San Francisco (65,272).....W | 11- 7 |
| 11/5 | * St. Louis (51,610).....W | 19-10 |
| 11/12 | * Indianapolis (52,430).....W | 17-14 |
| 11/19 | Minnesota (58,108).....L | 24-43 |
| 11/26 | * Carolina (50,984)- SNW | 34-26 |
| 12/3 | New England (59,876).....W | 31-17 |
| 12/10 | Atlanta (54,603).....L | 14-19 |
| 12/16 | * Green Bay (61,136)- SATL | 23-34 |
| 12/24 | N.Y. Jets (27,143).....W | 12- 0 |
| | | 319-348 |

1996 (3-13) Coach: Jim Mora (8 games)
Rick Venturi (8 games)
5th place, NFC West

| | | Result |
|-------|--|---------|
| 9/1 | San Francisco (63,970).....L | 11-27 |
| 9/8 | * Carolina (49,274).....L | 20-22 |
| 9/15 | Cincinnati (45,412).....L | 15-30 |
| 9/22 | * Arizona (43,784).....L | 14-28 |
| 9/29 | Baltimore (61,063).....L | 10-17 |
| 10/6 | * Jacksonville (45,280).....W | 17-13 |
| 10/13 | * Chicago (53,390).....W | 27-24 |
| 10/20 | Carolina (70,888).....L | 7-19 |
| 11/3 | * San Francisco (60,966)- SNL | 17-24 |
| 11/10 | * Houston (45,719).....L | 14-31 |
| 11/17 | Atlanta (43,119).....L | 15-17 |
| 11/24 | Tampa Bay (40,203).....L | 7-13 |
| 12/1 | * St. Louis (43,544).....L | 10-26 |
| 12/8 | * Atlanta (53,122).....L | 15-31 |
| 12/15 | N.Y. Giants (52,530).....W | 17- 3 |
| 12/21 | St. Louis (57,861).....L | 13-14 |
| | | 229-339 |

1997 (6-10) Coach: Mike Ditka
4th place, NFC West

| | | Result |
|-------|------------------------------------|---------|
| 8/31 | St. Louis (64,575).....L | 24-38 |
| 9/7 | * San Diego (65,760).....L | 6-20 |
| 9/14 | San Francisco (61,838).....L | 7-33 |
| 9/21 | * Detroit (50,016).....W | 35-17 |
| 9/28 | NY Giants (68,891).....L | 9-14 |
| 10/5 | Chicago (58,865)- SNW | 20-17 |
| 10/12 | * Atlanta (65,619).....L | 17-23 |
| 10/19 | * Carolina (50,963).....L | 0-13 |
| 10/26 | * San Francisco (60,443).....L | 0-23 |
| 11/9 | Oakland (40,091).....W | 13-10 |
| 11/16 | * Seattle (50,493) (OT).....W | 20-17 |
| 11/23 | Atlanta (48,620).....L | 3-20 |
| 11/30 | Carolina (57,957).....W | 16-13 |
| 12/7 | * St. Louis (54,803).....L | 27-34 |
| 12/14 | * Arizona (45,517).....W | 27-10 |
| 12/21 | Kansas City (66,772).....L | 13-25 |
| | | 237-327 |

1998 (6-10) Coach: Mike Ditka
3rd place, NFC West

| | | Result |
|-------|--|---------|
| 9/6 | St. Louis (56,943).....W | 24-17 |
| 9/13 | * Carolina (51,915).....W | 19-14 |
| 9/27 | Indianapolis (48,480) (OT).....W | 19-13 |
| 10/4 | * New England (56,172).....L | 27-30 |
| 10/11 | * San Francisco (62,811).....L | 0-31 |
| 10/18 | Atlanta (60,774).....L | 23-31 |
| 10/25 | * Tampa Bay (52,695).....W | 9-3 |
| 11/1 | Carolina (62,514).....L | 17-31 |
| 11/8 | Minnesota (63,779).....L | 24-31 |
| 11/15 | * St. Louis (46,430).....W | 24-3 |
| 11/22 | San Francisco (68,429)- SNL | 20-31 |
| 11/29 | Miami (73,216).....L | 10-30 |
| 12/6 | * Dallas (65,065).....W | 22-3 |
| 12/13 | * Atlanta (61,678).....L | 17-27 |
| 12/20 | Arizona (51,617).....L | 17-19 |
| 12/27 | * Buffalo (39,707).....L | 33-45 |
| | | 305-359 |

NEW ORLEANS SAINTS
IN OVERTIME GAMES (4-7)

- Nov. 13, 1977 — San Francisco 10, New Orleans 7, at Superdome
(Ray Wersching 33-yard FG)
- Sep. 2, 1979 — Atlanta 40, New Orleans 34, at Superdome
(James Mayberry 6-yard INT ret.)
- Dec. 7, 1980 — San Francisco 38, New Orleans 35, at Candlestick Park
(Ray Wersching 36-yard FG)
- Sep. 18, 1983 — New Orleans 34, Chicago 31, at Superdome
(Morten Andersen 41-yard FG)
- Dec. 11, 1983 — New Orleans 20, Philadelphia 17, at Veterans Stadium
(Morten Andersen 50-yard FG)
- Oct. 21, 1984 — Dallas 30, New Orleans 27, at Texas Stadium
(Rafael Septien 41-yard FG)
- Nov. 26, 1989 — L.A. Rams 20, New Orleans 17, at Superdome
(Mike Lansford 31-yard FG)
- Nov. 24, 1991 — Atlanta 23, New Orleans 20, at Superdome
(Norm Johnson 50-yard FG)
- Sep. 17, 1995 — Atlanta 27, New Orleans 24, at Superdome
(Morten Andersen 21-yard FG)
- Nov. 16, 1997 — New Orleans 20, Seattle 17, at Superdome
(Doug Brien 38-yard FG)
- Sep. 27, 1998 — New Orleans 19, Indianapolis 13, at RCA Dome
(Danny Wuerffel to Cameron Cleeland 33-yd TD pass)

SAINTS SERIES RESULTS

ALL-TIME TEAM VS. TEAM SUMMARY

| Opponent | W | L | T | Pct. | PF | PA | Home Rec. | Road Rec. | Long Win Strk. | Long Loss Strk. | Current Strk. |
|------------------|----|----|---|-------|------|------|-----------|-----------|----------------|-----------------|---------------|
| Arizona * | 10 | 12 | 0 | .455 | 463 | 494 | 5-4 | 5-8 | 4 | 4 | L1 |
| Atlanta | 24 | 35 | 0 | .407 | 1077 | 1510 | 12-17 | 12-18 | 6 | 9 | L8 |
| Baltimore | 0 | 1 | 0 | .000 | 10 | 17 | 0-0 | 0-1 | - | 1 | L1 |
| Buffalo | 2 | 4 | 0 | .333 | 131 | 146 | 1-3 | 1-1 | 1 | 2 | L2 |
| Carolina | 3 | 5 | 0 | .375 | 116 | 158 | 2-2 | 1-3 | 2 | 3 | L1 |
| Chicago | 8 | 9 | 0 | .471 | 296 | 362 | 4-4 | 4-5 | 2 | 3 | W2 |
| Cincinnati | 5 | 4 | 0 | .556 | 161 | 170 | 2-2 | 3-3 | 3 | 2 | L1 |
| Cleveland ** | 3 | 9 | 0 | .250 | 199 | 282 | 2-5 | 1-4 | 3 | 8 | L1 |
| Dallas | 4 | 14 | 0 | .222 | 271 | 373 | 4-5 | 0-9 | 2 | 6 | W1 |
| Denver | 2 | 4 | 0 | .333 | 121 | 178 | 1-1 | 1-3 | 2 | 4 | W2 |
| Detroit | 8 | 6 | 1 | .533 | 261 | 255 | 6-1 | 2-5-1 | 3 | 2 | W3 |
| Green Bay | 4 | 13 | 0 | .235 | 334 | 459 | 3-6 | 1-7 | 2 | 7 | L3 |
| Indianapolis *** | 4 | 3 | 0 | .571 | 124 | 121 | 2-1 | 2-2 | 4 | 3 | W4 |
| Jacksonville | 1 | 0 | 0 | 1.000 | 17 | 13 | 1-0 | 0-0 | 1 | - | W1 |
| Kansas City | 3 | 4 | 0 | .429 | 145 | 203 | 1-3 | 2-1 | 2 | 2 | L2 |
| Miami | 3 | 5 | 0 | .375 | 137 | 174 | 3-2 | 0-3 | 2 | 3 | L1 |
| Minnesota | 6 | 14 | 0 | .300 | 303 | 517 | 4-4 | 2-10 | 2 | 6 | L3 |
| New England | 3 | 6 | 0 | .333 | 180 | 195 | 0-4 | 3-2 | 3 | 5 | L1 |
| NY Giants | 8 | 11 | 0 | .421 | 413 | 402 | 5-3 | 3-8 | 2 | 2 | L1 |
| NY Jets | 4 | 4 | 0 | .500 | 163 | 127 | 1-2 | 3-3 | 3 | 2 | W3 |
| Oakland # | 3 | 4 | 1 | .375 | 158 | 174 | 2-1-1 | 1-3 | 2 | 3 | W1 |
| Philadelphia | 8 | 12 | 0 | .400 | 365 | 517 | 6-5 | 2-7 | 3 | 5 | L3 |
| Pittsburgh | 5 | 6 | 0 | .455 | 171 | 218 | 3-4 | 2-2 | 3 | 3 | L2 |
| St. Louis ## | 26 | 32 | 0 | .448 | 1135 | 1231 | 14-15 | 12-17 | 7 | 5 | W2 |
| San Diego | 1 | 6 | 0 | .143 | 86 | 163 | 0-4 | 1-2 | 1 | 3 | L3 |
| San Francisco | 15 | 42 | 2 | .254 | 966 | 1458 | 7-22 | 8-20 | 4 | 8 | L6 |
| Seattle | 4 | 2 | 0 | .667 | 145 | 152 | 2-1 | 2-1 | 3 | 2 | W3 |
| Tampa Bay | 13 | 5 | 0 | .722 | 400 | 276 | 9-3 | 4-2 | 6 | 2 | W1 |
| Tennessee ### | 4 | 4 | 1 | .444 | 186 | 180 | 2-3 | 2-1-1 | 3 | 2 | L1 |
| Washington | 5 | 12 | 0 | .294 | 290 | 360 | 3-6 | 2-6 | 2 | 6 | L1 |

Current Streak does not include post-season games.

Post Season Win-Loss Summary

| | | | | | | | | | | |
|--------------|---|---|---|------|----|----|-----|-----|---|---|
| Atlanta | 0 | 1 | 0 | .000 | 20 | 27 | 0-1 | 0-0 | - | 1 |
| Chicago | 0 | 1 | 0 | .000 | 6 | 16 | 0-0 | 0-1 | - | 1 |
| Minnesota | 0 | 1 | 0 | .000 | 10 | 44 | 0-1 | 0-0 | - | 1 |
| Philadelphia | 0 | 1 | 0 | .000 | 20 | 36 | 0-1 | 0-0 | - | 1 |

* Franchise known as Phoenix Cardinals, 1988-93; Located in St. Louis, 1960-92

** Franchise dormant, 1996-98

*** Franchise located in Baltimore prior to 1984

Franchise located in Los Angeles, 1982-94

Franchise located in Los Angeles prior to 1995

Franchise located in Houston prior to 1997

SAINTS SERIES RECORDS

| Date | W-L | Score | Site | Att. | Date | W-L | Score | Site | Att. |
|-----------------------------|--------|-------|------|--------|----------------------------|--------|-------|------|--------|
| Arizona Cardinals (10-12-0) | | | | | 10-24-93 | L | 15-26 | Home | 69,043 |
| 12-3-67 | L | 20-31 | Away | 41,171 | 11-13-94 | W | 33-32 | Home | 69,423 |
| 9-29-68 | L | 20-21 | Home | 79,021 | 12-11-94 | W | 29-20 | Away | 61,307 |
| 10-27-68 | L | 17-31 | Away | 45,478 | 9-17-95 | L (OT) | 24-27 | Home | 61,808 |
| 11-2-69 | W | 51-42 | Away | 46,718 | 12-10-95 | L | 14-19 | Away | 54,603 |
| 10-11-70 | L | 17-24 | Away | 45,294 | 11-17-96 | L | 15-17 | Away | 43,119 |
| 12-8-74 | W | 14-0 | Home | 57,152 | 12-8-96 | L | 15-31 | Home | 53,122 |
| 10-23-77 | L | 31-49 | Away | 48,417 | 10-12-97 | L | 17-23 | Home | 65,619 |
| 10-5-80 | L | 7-40 | Home | 45,388 | 11-23-97 | L | 3-20 | Away | 48,620 |
| 12-6-81 | L | 3-30 | Away | 46,923 | 10-18-98 | L | 23-31 | Away | 60,774 |
| 9-12-82 | L | 7-21 | Home | 58,763 | 12-13-98 | L | 17-27 | Home | 61,678 |
| 9-4-83 | W | 28-17 | Home | 65,225 | *First-Round NFC Playoffs | | | | |
| 9-23-84 | W | 34-24 | Home | 58,723 | Baltimore Ravens (0-1-0) | | | | |
| 12-8-85 | L | 16-28 | Away | 29,527 | 9-29-96 | L | 10-17 | Away | 61,063 |
| 11-16-86 | W | 16-7 | Away | 32,069 | Buffalo Bills (2-4-0) | | | | |
| 10-11-87 | L | 19-24 | Away | 11,795 | 11-4-73 | W | 13-0 | Home | 74,770 |
| 9-23-90 | W | 28-7 | Home | 61,110 | 9-21-80 | L | 26-35 | Home | 51,154 |
| 12-22-91 | W | 27-3 | Away | 30,928 | 10-30-83 | L | 21-27 | Away | 49,413 |
| 10-18-92 | W | 30-21 | Away | 27,735 | 12-10-89 | W | 22-19 | Away | 70,037 |
| 10-31-93 | W | 20-17 | Away | 36,778 | 12-20-92 | L | 16-20 | Home | 68,591 |
| 9-22-96 | L | 14-28 | Home | 43,784 | 12-27-98 | L | 33-45 | Home | 39,707 |
| 12-14-97 | W | 27-10 | Home | 45,517 | Carolina Panthers (3-5-0) | | | | |
| 12-20-98 | L | 17-19 | Away | 51,617 | 10-22-95 | L | 3-20 | Away | 55,484 |
| Atlanta Falcons (24-36-0) | | | | | 11-26-95 | W | 34-26 | Home | 50,984 |
| 11-26-67 | W | 27-24 | Home | 83,437 | 9-8-96 | L | 20-22 | Home | 49,274 |
| 12-7-69 | L | 17-45 | Away | 51,021 | 10-20-96 | L | 7-19 | Away | 70,888 |
| 9-20-70 | L | 3-14 | Home | 77,042 | 10-19-97 | L | 0-13 | Home | 50,963 |
| 10-25-70 | L | 14-32 | Away | 58,850 | 11-30-97 | W | 16-13 | Away | 57,957 |
| 10-24-71 | L | 6-28 | Away | 58,850 | 9-13-98 | W | 19-14 | Home | 51,915 |
| 12-19-71 | L | 20-24 | Home | 75,954 | 11-1-98 | L | 17-31 | Away | 62,514 |
| 10-15-72 | L | 14-21 | Home | 66,294 | Chicago Bears (8-10-0) | | | | |
| 11-12-72 | L | 20-36 | Away | 58,850 | 12-1-68 | L | 17-23 | Home | 78,285 |
| 9-16-73 | L | 7-62 | Home | 66,428 | 12-20-70 | L | 3-24 | Home | 63,518 |
| 12-16-73 | L | 10-14 | Away | 58,850 | 10-10-71 | L | 14-35 | Away | 55,049 |
| 9-29-74 | W | 14-13 | Home | 62,273 | 10-7-73 | W | 21-16 | Home | 56,561 |
| 10-20-74 | W | 13-3 | Away | 58,850 | 10-6-74 | L | 10-24 | Away | 55,753 |
| 10-5-75 | L | 7-14 | Away | 29,444 | 12-21-75 | L | 17-42 | Home | 33,371 |
| 11-2-75 | W | 23-7 | Home | 56,614 | 10-2-77 | W | 42-24 | Away | 51,488 |
| 10-10-76 | W | 30-0 | Home | 51,521 | 9-14-80 | L | 3-22 | Away | 62,523 |
| 10-31-76 | L | 20-23 | Away | 34,127 | 9-19-82 | W | 10-0 | Away | 56,600 |
| 11-20-77 | W | 21-20 | Home | 43,135 | 9-18-83 | W (OT) | 34-31 | Home | 64,692 |
| 12-18-77 | L | 7-35 | Away | 36,895 | 10-7-84 | L | 7-20 | Away | 53,752 |
| 11-12-78 | L | 17-20 | Home | 70,323 | 10-18-87 | W | 19-17 | Away | 46,813 |
| 11-26-78 | L | 17-20 | Away | 55,121 | 1-6-91 | L | 6-16 | Away | 60,767 |
| 9-2-79 | L (OT) | 34-40 | Home | 70,940 | 10-27-91 | L | 17-20 | Home | 68,591 |
| 11-25-79 | W | 37-6 | Away | 42,815 | 9-13-92 | W | 28-6 | Home | 68,591 |
| 10-19-80 | L | 14-41 | Home | 62,651 | 10-9-94 | L | 7-17 | Away | 63,822 |
| 11-16-80 | L | 13-31 | Away | 53,871 | 10-13-96 | W | 27-24 | Home | 53,390 |
| 9-6-81 | L | 0-27 | Away | 57,406 | 10-5-97 | W | 20-17 | Away | 58,865 |
| 11-1-81 | L | 10-41 | Home | 63,637 | *First-Round NFC Playoffs | | | | |
| 12-12-82 | L | 0-35 | Away | 39,535 | Cincinnati Bengals (5-4-0) | | | | |
| 1-2-83 | W | 35-6 | Home | 47,336 | 11-29-70 | L | 6-26 | Away | 59,342 |
| 10-9-83 | W | 19-17 | Away | 51,654 | 9-28-75 | L | 0-21 | Home | 52,531 |
| 11-6-83 | W | 27-10 | Home | 67,062 | 9-24-78 | W | 20-18 | Away | 40,455 |
| 9-2-84 | L | 28-36 | Home | 66,652 | 10-25-81 | W | 17-7 | Home | 46,336 |
| 11-11-84 | W | 17-13 | Away | 40,590 | 12-9-84 | L | 21-24 | Home | 40,855 |
| 10-20-85 | L | 24-31 | Away | 44,784 | 12-20-87 | W | 41-24 | Away | 43,424 |
| 12-22-85 | L | 10-16 | Home | 37,717 | 11-4-90 | W | 21-7 | Away | 60,067 |
| 9-7-86 | L | 10-31 | Home | 67,950 | 1-2-94 | W | 20-13 | Home | 58,036 |
| 12-14-86 | W | 14-9 | Away | 39,994 | 9-15-96 | L | 15-30 | Away | 45,412 |
| 11-1-87 | W | 38-0 | Away | 42,196 | Cleveland Browns (3-9-0) | | | | |
| 9-11-88 | W | 29-21 | Away | 48,901 | 10-1-67 | L | 7-42 | Home | 77,045 |
| 12-18-88 | W | 10-9 | Home | 60,566 | 9-15-68 | L | 10-24 | Home | 74,215 |
| 10-29-89 | W | 20-13 | Home | 65,153 | 11-10-68 | L | 17-35 | Away | 71,025 |
| 11-19-89 | W | 26-17 | Away | 53,173 | 10-12-69 | L | 17-27 | Home | 71,274 |
| 10-7-90 | L | 27-28 | Away | 57,401 | 12-12-71 | L | 17-21 | Home | 72,794 |
| 11-25-90 | W | 10-7 | Home | 68,629 | 11-30-75 | L | 16-17 | Away | 44,753 |
| 9-29-91 | W | 27-6 | Away | 56,556 | 10-8-78 | L | 16-24 | Home | 50,158 |
| 11-24-91 | L (OT) | 20-23 | Home | 68,591 | 10-18-81 | L | 17-20 | Away | 76,059 |
| 12-28-91 | L | 20-27 | Home | 68,794 | | | | | |
| 9-20-92 | W | 10-7 | Away | 67,328 | | | | | |
| 12-3-92 | W | 22-14 | Home | 68,591 | | | | | |
| 9-12-93 | W | 34-31 | Away | 64,287 | | | | | |

| Date | W-L | Score | Site | Att. |
|----------|-----|-------|------|--------|
| 10-28-84 | W | 16-14 | Away | 52,489 |
| 9-13-87 | W | 28-21 | Home | 59,900 |
| 10-14-90 | W | 25-20 | Home | 68,608 |
| 12-5-93 | L | 13-17 | Away | 60,388 |

Dallas Cowboys (4-14-0)

| | | | | |
|----------|--------|-------|------|--------|
| 10-15-67 | L | 10-14 | Away | 52,562 |
| 11-12-67 | L | 10-27 | Home | 83,437 |
| 11-3-68 | L | 3-17 | Home | 84,728 |
| 9-28-69 | L | 17-21 | Home | 79,567 |
| 11-9-69 | L | 17-33 | Away | 68,282 |
| 10-17-71 | W | 24-14 | Home | 83,088 |
| 9-24-73 | L | 3-40 | Away | 52,715 |
| 9-19-76 | L | 6-24 | Home | 61,413 |
| 11-19-78 | L | 7-27 | Away | 57,920 |
| 12-19-82 | L | 7-21 | Away | 64,506 |
| 9-25-83 | L | 20-21 | Away | 62,136 |
| 10-21-84 | L (OT) | 27-30 | Away | 50,966 |
| 10-3-88 | W | 20-17 | Home | 68,474 |
| 9-10-89 | W | 28-0 | Home | 66,977 |
| 12-2-90 | L | 13-17 | Away | 60,087 |
| 12-8-91 | L | 14-23 | Away | 64,530 |
| 12-19-94 | L | 16-24 | Home | 69,475 |
| 12-6-98 | W | 22-3 | Home | 65,065 |

Denver Broncos (2-4-0)

| | | | | |
|----------|---|-------|------|--------|
| 11-22-70 | L | 6-31 | Home | 66,837 |
| 10-13-74 | L | 17-33 | Away | 51,706 |
| 11-4-79 | L | 3-10 | Away | 74,482 |
| 9-15-85 | L | 23-34 | Away | 74,488 |
| 11-20-88 | W | 42-0 | Home | 68,075 |
| 12-24-94 | W | 30-28 | Away | 64,445 |

Detroit Lions (8-6-1)

| | | | | |
|----------|---|-------|------|--------|
| 11-24-68 | T | 20-20 | Away | 46,152 |
| 11-8-70 | W | 19-17 | Home | 66,910 |
| 11-19-72 | L | 14-27 | Away | 53,752 |
| 10-14-73 | W | 20-13 | Home | 57,810 |
| 11-3-74 | L | 14-19 | Away | 49,127 |
| 11-14-76 | W | 17-16 | Home | 42,048 |
| 9-25-77 | L | 19-23 | Away | 51,458 |
| 10-21-79 | W | 17-7 | Home | 57,428 |
| 10-12-80 | L | 13-24 | Away | 78,147 |
| 9-18-88 | W | 22-14 | Away | 37,180 |
| 12-3-89 | L | 14-21 | Away | 38,550 |
| 10-28-90 | L | 10-27 | Home | 64,368 |
| 10-4-92 | W | 13-7 | Away | 66,971 |
| 9-19-93 | W | 14-3 | Home | 69,039 |
| 9-21-97 | W | 35-17 | Home | 50,016 |

Green Bay Packers (4-13-0)

| | | | | |
|----------|---|-------|-------|--------|
| 11-17-68 | L | 7-29 | Milw. | 49,644 |
| 11-28-71 | W | 29-21 | Milw. | 48,035 |
| 12-17-72 | L | 20-30 | Home | 65,881 |
| 12-2-73 | L | 10-30 | Milw. | 47,890 |
| 10-12-75 | W | 20-19 | Home | 51,371 |
| 11-7-76 | L | 27-32 | Milw. | 52,936 |
| 9-18-77 | L | 20-24 | Home | 56,250 |
| 9-10-78 | L | 17-28 | Milw. | 54,336 |
| 9-9-79 | L | 19-28 | Milw. | 53,184 |
| 12-13-81 | L | 7-35 | Home | 45,518 |
| 11-4-84 | L | 13-23 | Home | 57,426 |
| 11-17-85 | L | 14-38 | Milw. | 52,104 |
| 9-14-86 | W | 24-10 | Home | 56,383 |
| 12-27-87 | W | 33-24 | Home | 68,364 |
| 9-17-89 | L | 34-35 | Away | 55,809 |
| 11-14-93 | L | 17-19 | Home | 69,043 |
| 12-16-95 | L | 23-34 | Home | 61,136 |

Indianapolis Colts (4-3-0)

| | | | | |
|----------|--------|-------|------|--------|
| 12-10-67 | L | 10-30 | Away | 60,238 |
| 10-19-69 | L | 10-30 | Home | 80,636 |
| 9-30-73 | L | 10-14 | Away | 52,293 |
| 10-12-86 | W | 17-14 | Away | 53,512 |
| 12-24-89 | W | 41-6 | Home | 49,009 |
| 11-12-95 | W | 17-14 | Home | 52,430 |
| 9-27-98 | W (OT) | 19-13 | Away | 48,480 |

| Date | W-L | Score | Site | Att. |
|------------------------------|-----|-------|------|--------|
| Jacksonville Jaguars (1-0-0) | | | | |
| 10-6-96 | W | 17-13 | Home | 45,280 |

Kansas City Chiefs (3-4-0)

| | | | | |
|----------|---|-------|------|--------|
| 9-25-72 | L | 17-20 | Home | 70,793 |
| 9-26-76 | W | 27-17 | Away | 53,918 |
| 11-21-82 | W | 27-17 | Home | 39,341 |
| 9-8-85 | L | 27-47 | Home | 57,760 |
| 9-8-91 | W | 17-10 | Away | 74,816 |
| 9-4-94 | L | 17-30 | Home | 69,362 |
| 12-21-97 | L | 13-25 | Away | 66,772 |

Miami Dolphins (3-5-0)

| | | | | |
|----------|---|-------|------|--------|
| 11-15-70 | L | 10-21 | Away | 42,866 |
| 11-10-74 | L | 0-21 | Home | 74,289 |
| 9-2-80 | L | 16-21 | Away | 40,946 |
| 10-2-83 | W | 17-7 | Home | 66,489 |
| 12-7-86 | L | 27-31 | Home | 64,761 |
| 11-29-92 | W | 24-13 | Home | 68,591 |
| 10-15-95 | W | 33-30 | Home | 64,529 |
| 11-29-98 | L | 10-30 | Away | 73,216 |

Minnesota Vikings (6-15-0)

| | | | | |
|----------|---|-------|------|--------|
| 10-13-68 | W | 20-17 | Home | 71,105 |
| 9-27-70 | L | 0-26 | Away | 47,900 |
| 11-21-71 | L | 10-23 | Home | 83,130 |
| 11-5-72 | L | 6-37 | Away | 49,784 |
| 12-1-74 | L | 9-29 | Away | 48,456 |
| 11-9-75 | L | 7-20 | Home | 52,765 |
| 9-12-76 | L | 9-40 | Home | 58,156 |
| 9-3-78 | W | 31-24 | Home | 54,187 |
| 11-30-80 | L | 20-23 | Home | 30,936 |
| 11-15-81 | L | 10-20 | Away | 45,215 |
| 11-27-83 | W | 17-16 | Home | 59,502 |
| 11-24-85 | W | 30-23 | Away | 54,117 |
| 12-21-86 | L | 17-33 | Away | 51,209 |
| 1-3-88 | L | 10-44 | Home | 69,546 |
| 12-4-88 | L | 3-45 | Away | 61,215 |
| 9-16-90 | L | 3-32 | Away | 56,272 |
| 9-22-91 | W | 26-0 | Home | 68,591 |
| 11-28-93 | W | 17-14 | Away | 53,030 |
| 11-6-94 | L | 20-21 | Away | 57,564 |
| 11-19-95 | L | 24-43 | Away | 58,108 |
| 11-8-98 | L | 24-31 | Away | 63,779 |

*NFC Wildcard Game

New England Patriots (3-6-0)

| | | | | |
|----------|---|-------|------|--------|
| 12-10-72 | L | 10-17 | Home | 64,889 |
| 12-5-76 | L | 6-27 | Away | 53,592 |
| 12-21-80 | L | 27-38 | Home | 38,277 |
| 12-4-83 | L | 0-7 | Away | 24,579 |
| 11-30-86 | L | 20-21 | Home | 58,259 |
| 11-12-89 | W | 28-24 | Away | 47,680 |
| 11-8-92 | W | 31-14 | Away | 45,413 |
| 12-3-95 | W | 31-17 | Away | 59,876 |
| 10-4-98 | L | 27-30 | Home | 56,172 |

New York Giants (8-11-0)

| | | | | |
|----------|---|-------|------|--------|
| 10-8-67 | L | 21-27 | Away | 62,670 |
| 10-6-68 | L | 21-38 | Away | 62,967 |
| 11-16-69 | W | 25-24 | Away | 62,927 |
| 10-4-70 | W | 14-10 | Home | 69,126 |
| 10-8-72 | L | 21-45 | Away | 62,507 |
| 12-14-75 | L | 14-28 | Away | 40,150 |
| 10-29-78 | W | 28-17 | Home | 58,806 |
| 9-30-79 | W | 24-14 | Home | 51,543 |
| 9-20-81 | L | 7-20 | Away | 69,814 |
| 12-15-84 | W | 10-3 | Away | 63,739 |
| 10-27-85 | L | 13-21 | Home | 54,082 |
| 9-28-86 | L | 17-20 | Away | 72,765 |
| 11-22-87 | W | 23-14 | Home | 67,639 |
| 11-27-88 | L | 12-13 | Home | 66,526 |
| 12-20-93 | L | 14-24 | Home | 69,036 |
| 10-2-94 | W | 27-22 | Home | 60,759 |
| 9-24-95 | L | 29-45 | Away | 72,619 |
| 12-15-96 | W | 17-3 | Away | 52,530 |
| 9-28-97 | L | 9-14 | Away | 68,891 |

| Date | W-L | Score | Site | Att. |
|-----------------------|-----|-------|------|--------|
| New York Jets (4-4-0) | | | | |
| 12-3-72 | L | 17-18 | Away | 62,496 |
| 12-4-77 | L | 13-16 | Home | 40,464 |
| 12-14-80 | W | 21-20 | Away | 38,077 |
| 11-21-83 | L | 28-31 | Home | 68,606 |
| 10-26-86 | L | 23-28 | Away | 44,246 |
| 10-15-89 | W | 29-14 | Home | 59,521 |
| 12-26-92 | W | 20-0 | Away | 45,614 |
| 12-24-95 | W | 12-0 | Away | 28,885 |

Oakland Raiders (3-4-1)

| | | | | |
|----------|---|-------|------|--------|
| 11-7-71 | T | 21-21 | Home | 83,102 |
| 11-9-75 | L | 10-48 | Away | 51,764 |
| 12-3-79 | L | 35-42 | Home | 65,541 |
| 10-13-85 | L | 13-23 | Away | 48,152 |
| 10-23-88 | W | 20-6 | Home | 66,249 |
| 12-16-91 | W | 27-0 | Home | 68,625 |
| 11-20-94 | L | 19-24 | Away | 41,722 |
| 11-9-97 | W | 13-10 | Away | 40,091 |

Philadelphia Eagles (8-13-0)

| | | | | |
|----------|--------|-------|------|--------|
| 11-5-67 | W | 31-24 | Home | 59,596 |
| 11-19-67 | L | 21-48 | Away | 60,751 |
| 12-8-68 | L | 17-29 | Away | 57,128 |
| 10-26-69 | L | 10-13 | Away | 60,568 |
| 11-30-69 | W | 26-17 | Home | 72,805 |
| 10-29-72 | W | 21-3 | Home | 65,554 |
| 10-27-74 | W | 14-10 | Home | 64,257 |
| 11-6-77 | L | 7-28 | Away | 53,482 |
| 9-17-78 | L | 17-24 | Home | 49,242 |
| 9-16-79 | L | 14-26 | Home | 54,212 |
| 11-9-80 | L | 21-34 | Home | 45,340 |
| 10-11-81 | L | 14-31 | Home | 52,728 |
| 12-11-83 | W (OT) | 20-17 | Away | 45,182 |
| 10-6-85 | W | 23-21 | Home | 56,364 |
| 9-20-87 | L | 17-27 | Away | 57,485 |
| 12-18-89 | W | 30-20 | Home | 59,218 |
| 10-13-91 | W | 13-6 | Away | 64,224 |
| 9-6-92 | L | 13-15 | Away | 63,513 |
| 1-3-93 | L | 20-36 | Home | 68,893 |
| 12-26-93 | L | 26-37 | Away | 50,085 |
| 10-1-95 | L | 10-15 | Home | 54,463 |

*NFC Wild Card Game

Pittsburgh Steelers (5-6-0)

| | | | | |
|----------|---|-------|------|--------|
| 10-29-67 | L | 10-14 | Home | 68,911 |
| 10-20-68 | W | 16-12 | Away | 32,303 |
| 12-15-68 | W | 24-14 | Home | 66,131 |
| 12-21-69 | W | 27-24 | Home | 72,256 |
| 11-25-74 | L | 7-28 | Home | 71,907 |
| 11-5-78 | L | 14-20 | Away | 48,525 |
| 10-4-81 | L | 6-20 | Home | 64,578 |
| 11-19-84 | W | 27-24 | Home | 66,005 |
| 11-29-87 | W | 20-16 | Away | 47,896 |
| 12-16-90 | L | 6-9 | Home | 68,582 |
| 10-17-93 | L | 14-37 | Away | 56,056 |

St. Louis Rams (26-32-0)

| | | | | |
|----------|---|-------|------|--------|
| 9-17-67 | L | 13-27 | Home | 80,879 |
| 10-5-69 | L | 17-36 | Away | 54,789 |
| 11-1-70 | L | 17-30 | Home | 77,861 |
| 12-6-70 | L | 16-34 | Away | 66,410 |
| 9-19-71 | W | 24-20 | Home | 70,915 |
| 12-5-71 | L | 28-45 | Away | 73,610 |
| 9-17-72 | L | 14-34 | Away | 66,303 |
| 11-26-72 | W | 19-16 | Home | 64,325 |
| 11-11-73 | L | 7-29 | Away | 70,358 |
| 11-25-73 | L | 13-24 | Home | 67,192 |
| 9-22-74 | L | 0-24 | Away | 64,178 |
| 11-17-74 | W | 20-7 | Home | 57,287 |
| 10-26-75 | L | 14-38 | Away | 60,771 |
| 12-7-75 | L | 7-14 | Home | 39,958 |
| 10-24-76 | L | 10-16 | Home | 51,984 |
| 11-28-76 | L | 14-33 | Away | 54,906 |
| 10-16-77 | L | 7-14 | Away | 46,045 |
| 10-30-77 | W | 27-26 | Home | 59,023 |
| 10-1-78 | L | 20-26 | Home | 61,654 |

| Date | W-L | Score | Site | Att. |
|----------|-----|-------|------|--------|
| 10-22-78 | W | 10-3 | Away | 47,574 |
| 10-7-79 | L | 17-35 | Home | 68,986 |
| 12-16-79 | W | 29-14 | Away | 53,879 |
| 11-2-80 | L | 31-45 | Away | 59,909 |
| 11-24-80 | L | 7-27 | Home | 53,448 |
| 9-13-81 | W | 23-17 | Home | 62,063 |
| 11-8-81 | W | 21-13 | Away | 61,068 |
| 9-11-83 | L | 27-30 | Away | 45,572 |
| 12-18-83 | L | 24-26 | Home | 70,148 |
| 10-14-84 | L | 10-28 | Home | 63,161 |
| 12-2-84 | L | 21-34 | Away | 49,348 |
| 11-3-85 | L | 10-28 | Away | 49,030 |
| 12-1-85 | W | 29-3 | Home | 44,122 |

| Date | W-L | Score | Site | Att. |
|--------------------------------------|--------|-------|------|--------|
| 11-13-83 | L | 0-27 | Away | 40,022 |
| 9-16-84 | L | 20-30 | Away | 57,611 |
| 11-25-84 | L | 3-35 | Home | 65,117 |
| 9-29-85 | W | 20-17 | Away | 58,053 |
| 12-15-85 | L | 19-31 | Home | 46,065 |
| 9-21-86 | L | 17-26 | Away | 58,297 |
| 11-2-86 | W | 23-10 | Home | 53,234 |
| 10-26-87 | L | 22-24 | Home | 60,497 |
| 11-15-87 | W | 26-24 | Away | 60,436 |
| 9-4-88 | L | 33-34 | Home | 66,357 |
| 12-11-88 | L | 17-30 | Away | 62,977 |
| 10-8-89 | L | 20-24 | Home | 60,488 |
| 11-6-89 | L | 13-31 | Away | 60,667 |
| 9-10-90 | L | 12-13 | Home | 68,629 |
| 12-23-90 | W | 13-10 | Away | 60,112 |
| 11-10-91 | W | 10-3 | Home | 68,591 |
| 12-1-91 | L | 24-38 | Away | 62,092 |
| 9-27-92 | L | 10-16 | Home | 68,591 |
| 11-15-92 | L | 20-21 | Away | 64,895 |
| 9-26-93 | W | 16-13 | Home | 69,041 |
| 11-22-93 | L | 7-42 | Away | 68,496 |
| 9-25-94 | L | 13-24 | Away | 63,971 |
| 11-28-94 | L | 14-35 | Home | 66,106 |
| 9-3-95 | L | 22-24 | Home | 68,976 |
| 10-29-95 | W | 11-7 | Away | 65,272 |
| 9-1-96 | L | 11-27 | Away | 63,970 |
| 11-3-96 | L | 17-24 | Home | 60,966 |
| 9-14-97 | L | 7-33 | Away | 61,838 |
| 10-26-97 | L | 0-23 | Home | 60,443 |
| 10-11-98 | L | 0-31 | Home | 62,811 |
| 11-22-98 | L | 20-31 | Away | 68,429 |
| Seattle Seahawks (4-2-0) | | | | |
| 11-21-76 | W | 51-27 | Away | 61,865 |
| 11-18-79 | L | 24-38 | Away | 60,055 |
| 11-10-85 | L | 3-27 | Home | 47,365 |
| 10-16-88 | W | 20-19 | Away | 63,569 |
| 9-1-91 | W | 27-24 | Home | 68,492 |
| 11-16-97 | W (OT) | 20-17 | Home | 50,493 |
| Tampa Bay Buccaneers (13-5-0) | | | | |
| 12-11-77 | L | 14-33 | Home | 40,124 |
| 12-17-78 | W | 17-10 | Away | 51,209 |
| 10-14-79 | W | 42-14 | Away | 67,640 |
| 11-29-81 | L | 14-31 | Home | 62,209 |

TOP NFL REGULAR SEASON INTERCONFERENCE RECORDS (1989-98)

| | W | L | T | Pct. |
|------------------|----|----|---|------|
| 1. Kansas City | 29 | 9 | 0 | .763 |
| 2. San Francisco | 30 | 10 | 0 | .750 |
| 3. Buffalo | 27 | 13 | 0 | .675 |
| 4. Dallas | 22 | 14 | 0 | .611 |
| 5. Oakland | 24 | 16 | 0 | .600 |
| 6. Minnesota | 22 | 16 | 0 | .579 |
| Green Bay | 22 | 16 | 0 | .579 |
| 8. New Orleans | 23 | 17 | 0 | .575 |
| New York Giants | 23 | 17 | 0 | .575 |

| Date | W-L | Score | Site | Att. |
|----------|-----|-------|------|--------|
| 12-5-82 | L | 10-13 | Home | 61,709 |
| 10-23-83 | W | 24-21 | Away | 48,242 |
| 9-9-84 | W | 17-13 | Home | 54,686 |
| 9-22-85 | W | 20-13 | Home | 45,320 |
| 10-19-86 | W | 38-7 | Home | 43,355 |
| 12-6-87 | W | 44-34 | Home | 66,471 |
| 9-25-88 | W | 13-9 | Home | 66,671 |
| 9-24-89 | L | 10-20 | Away | 44,053 |
| 11-11-90 | W | 35-7 | Home | 67,865 |
| 10-20-91 | W | 23-7 | Home | 68,591 |
| 11-1-92 | W | 23-21 | Home | 68,591 |
| 9-18-94 | W | 9-7 | Away | 45,522 |
| 11-24-96 | L | 7-13 | Away | 40,203 |
| 10-25-98 | W | 9-3 | Home | 52,695 |

Tennessee Titans (4-4-1)

| Date | W-L | Score | Site | Att. |
|----------|-----|-------|------|--------|
| 10-3-71 | T | 13-13 | Away | 47,966 |
| 10-3-76 | L | 26-31 | Home | 51,973 |
| 12-10-78 | L | 12-17 | Home | 63,169 |
| 11-22-81 | W | 27-24 | Away | 49,581 |
| 9-30-84 | W | 27-10 | Away | 43,108 |
| 12-13-87 | W | 24-10 | Home | 68,257 |
| 10-21-90 | L | 10-23 | Away | 57,908 |
| 9-5-93 | W | 33-21 | Home | 69,029 |
| 11-10-96 | L | 14-31 | Home | 45,719 |

Washington Redskins (5-12-0)

| Date | W-L | Score | Site | Att. |
|----------|-----|-------|------|--------|
| 9-24-67 | L | 10-30 | Home | 74,937 |
| 12-17-67 | W | 30-14 | Away | 50,486 |
| 9-22-68 | W | 37-17 | Home | 65,941 |
| 9-21-69 | L | 20-26 | Home | 73,147 |
| 12-14-69 | L | 14-17 | Away | 50,354 |
| 10-31-71 | L | 14-24 | Away | 53,041 |
| 10-28-73 | W | 19-3 | Home | 66,315 |
| 9-21-75 | L | 3-41 | Away | 54,414 |
| 10-28-79 | W | 14-10 | Away | 52,133 |
| 10-26-80 | L | 14-22 | Away | 51,375 |
| 12-26-82 | L | 10-27 | Home | 48,667 |
| 10-5-86 | L | 6-14 | Home | 57,317 |
| 11-6-88 | L | 24-27 | Away | 54,183 |
| 10-1-89 | L | 14-16 | Home | 64,358 |
| 11-18-90 | L | 17-31 | Away | 52,573 |
| 11-23-92 | W | 20-3 | Home | 68,591 |
| 9-11-94 | L | 24-38 | Home | 58,049 |

ALL-TIME HOME/AWAY RECORD

| Year | Home Record | | | | Year | Road Record | | | |
|------|-------------|---|---|------|------|-------------|---|---|------|
| | W | L | T | Pct. | | W | L | T | Pct. |
| 1967 | 2 | 5 | 0 | .286 | 1967 | 1 | 6 | 0 | .167 |
| 1968 | 3 | 4 | 0 | .333 | 1968 | 1 | 5 | 1 | .143 |
| 1969 | 3 | 4 | 0 | .333 | 1969 | 2 | 5 | 0 | .286 |
| 1970 | 2 | 5 | 0 | .286 | 1970 | 0 | 6 | 1 | .000 |
| 1971 | 2 | 4 | 1 | .286 | 1971 | 2 | 4 | 1 | .286 |
| 1972 | 2 | 5 | 0 | .286 | 1972 | 0 | 6 | 1 | .000 |
| 1973 | 5 | 2 | 0 | .714 | 1973 | 0 | 7 | 0 | .000 |
| 1974 | 4 | 3 | 0 | .571 | 1974 | 1 | 6 | 0 | .167 |
| 1975 | 2 | 5 | 0 | .286 | 1975 | 0 | 7 | 0 | .000 |
| 1976 | 2 | 5 | 0 | .286 | 1976 | 2 | 5 | 0 | .286 |
| 1977 | 2 | 5 | 0 | .286 | 1977 | 1 | 6 | 0 | .167 |
| 1978 | 3 | 5 | 0 | .375 | 1978 | 4 | 4 | 0 | .500 |
| 1979 | 3 | 5 | 0 | .375 | 1979 | 5 | 3 | 0 | .625 |
| 1980 | 0 | 8 | 0 | .000 | 1980 | 1 | 7 | 0 | .125 |
| 1981 | 2 | 6 | 0 | .250 | 1981 | 2 | 6 | 0 | .250 |
| 1982 | 2 | 3 | 0 | .400 | 1982 | 2 | 2 | 0 | .500 |
| 1983 | 5 | 3 | 0 | .625 | 1983 | 3 | 5 | 0 | .375 |
| 1984 | 3 | 5 | 0 | .375 | 1984 | 4 | 4 | 0 | .500 |
| 1985 | 3 | 5 | 0 | .375 | 1985 | 2 | 6 | 0 | .250 |
| 1986 | 4 | 4 | 0 | .500 | 1986 | 3 | 5 | 0 | .375 |
| 1987 | 6 | 1 | 0 | .857 | 1987 | 6 | 2 | 0 | .750 |
| 1988 | 5 | 3 | 0 | .625 | 1988 | 5 | 3 | 0 | .625 |
| 1989 | 5 | 3 | 0 | .625 | 1989 | 4 | 4 | 0 | .500 |
| 1990 | 5 | 3 | 0 | .625 | 1990 | 3 | 5 | 0 | .375 |
| 1991 | 6 | 2 | 0 | .750 | 1991 | 5 | 3 | 0 | .625 |
| 1992 | 6 | 2 | 0 | .750 | 1992 | 6 | 2 | 0 | .750 |
| 1993 | 4 | 4 | 0 | .500 | 1993 | 4 | 4 | 0 | .500 |
| 1994 | 3 | 5 | 0 | .375 | 1994 | 4 | 4 | 0 | .500 |
| 1995 | 4 | 4 | 0 | .500 | 1995 | 3 | 5 | 0 | .375 |
| 1996 | 2 | 6 | 0 | .250 | 1996 | 1 | 7 | 0 | .125 |
| 1997 | 3 | 5 | 0 | .375 | 1997 | 3 | 5 | 0 | .375 |
| 1998 | 4 | 4 | 0 | .500 | 1998 | 2 | 6 | 0 | .250 |

32-YEAR TOTALS
(reg. season only)

| | W | L | T | Pct. |
|------------|-----|-----|---|------|
| Home Games | 107 | 133 | 1 | .444 |
| Road Games | 82 | 155 | 4 | .340 |
| Totals | 189 | 288 | 5 | .392 |

SAINTS STANDINGS

1967
(Capitol Division, 4th place)

| | W | L | T | Pct. |
|--------------|---|----|---|------|
| Dallas | 9 | 5 | 0 | .643 |
| Philadelphia | 6 | 7 | 1 | .462 |
| Washington | 5 | 6 | 3 | .455 |
| New Orleans | 3 | 11 | 0 | .214 |

1968
(Century Division, 3rd place)

| | W | L | T | Pct. |
|-------------|----|----|---|------|
| Cleveland | 10 | 4 | 0 | .714 |
| St. Louis | 9 | 4 | 1 | .692 |
| New Orleans | 4 | 9 | 1 | .308 |
| Pittsburgh | 2 | 11 | 1 | .154 |

1969
(Capitol Division, 3rd place)

| | W | L | T | Pct. |
|--------------|----|---|---|------|
| Dallas | 11 | 2 | 1 | .846 |
| Washington | 7 | 5 | 2 | .583 |
| New Orleans | 5 | 9 | 0 | .357 |
| Philadelphia | 4 | 9 | 1 | .308 |

1970
(Western Division, 4th place)

| | W | L | T | Pct. |
|---------------|----|----|---|------|
| San Francisco | 10 | 3 | 1 | .769 |
| Los Angeles | 8 | 5 | 1 | .615 |
| Atlanta | 4 | 8 | 2 | .333 |
| New Orleans | 2 | 11 | 1 | .154 |

1971
(Western Division, 4th place)

| | W | L | T | Pct. |
|---------------|---|---|---|------|
| San Francisco | 9 | 5 | 0 | .643 |
| Los Angeles | 8 | 5 | 1 | .615 |
| Atlanta | 7 | 6 | 1 | .538 |
| New Orleans | 4 | 8 | 2 | .333 |

1972
(Western Division, 4th place)

| | W | L | T | Pct. |
|---------------|---|----|---|------|
| San Francisco | 9 | 5 | 0 | .615 |
| Atlanta | 7 | 7 | 0 | .500 |
| Los Angeles | 6 | 7 | 1 | .464 |
| New Orleans | 2 | 11 | 1 | .154 |

1973
(Western Division, 3rd place)

| | W | L | T | Pct. |
|---------------|----|---|---|------|
| Los Angeles | 12 | 2 | 0 | .857 |
| Atlanta | 9 | 5 | 0 | .643 |
| New Orleans | 5 | 9 | 0 | .357 |
| San Francisco | 5 | 9 | 0 | .357 |

1974
(Western Division, 3rd place)

| | W | L | T | Pct. |
|---------------|----|----|---|------|
| Los Angeles | 10 | 4 | 0 | .714 |
| San Francisco | 6 | 8 | 0 | .429 |
| New Orleans | 5 | 9 | 0 | .357 |
| Atlanta | 3 | 11 | 0 | .214 |

1975
(Western Division, 4th place)

| | W | L | T | Pct. |
|---------------|----|----|---|------|
| Los Angeles | 12 | 2 | 0 | .857 |
| San Francisco | 5 | 9 | 0 | .357 |
| Atlanta | 4 | 10 | 0 | .286 |
| New Orleans | 2 | 12 | 0 | .143 |

1976
(Western Division, 3rd place)

| | W | L | T | Pct. |
|---------------|----|----|---|------|
| Los Angeles | 10 | 3 | 1 | .750 |
| San Francisco | 8 | 6 | 0 | .571 |
| New Orleans | 4 | 10 | 0 | .286 |
| Atlanta | 4 | 10 | 0 | .286 |
| Seattle | 2 | 12 | 0 | .143 |

1977
(Western Division, 4th place)

| | W | L | T | Pct. |
|---------------|----|----|---|------|
| Los Angeles | 10 | 4 | 0 | .714 |
| Atlanta | 7 | 7 | 0 | .500 |
| San Francisco | 5 | 9 | 0 | .357 |
| New Orleans | 3 | 11 | 0 | .214 |

1978
(Western Division, 3rd place)

| | W | L | T | Pct. |
|---------------|----|----|---|------|
| Los Angeles | 12 | 4 | 0 | .750 |
| Atlanta | 9 | 7 | 0 | .563 |
| New Orleans | 7 | 9 | 0 | .438 |
| San Francisco | 2 | 14 | 0 | .125 |

1979
(Western Division, 2nd place)

| | W | L | T | Pct. |
|---------------|---|----|---|------|
| Los Angeles | 9 | 7 | 0 | .563 |
| New Orleans | 8 | 8 | 0 | .500 |
| Atlanta | 6 | 10 | 0 | .375 |
| San Francisco | 2 | 14 | 0 | .125 |

1980
(Western Division, 4th place)

| | W | L | T | Pct. |
|---------------|----|----|---|------|
| Atlanta | 12 | 4 | 0 | .750 |
| Los Angeles | 11 | 5 | 0 | .687 |
| San Francisco | 6 | 10 | 0 | .375 |
| New Orleans | 1 | 15 | 0 | .062 |

1981
(Western Division, 4th place)

| | W | L | T | Pct. |
|---------------|----|----|---|------|
| San Francisco | 13 | 3 | 0 | .813 |
| Atlanta | 7 | 9 | 0 | .438 |
| Los Angeles | 6 | 10 | 0 | .375 |
| New Orleans | 4 | 12 | 0 | .250 |

1982
(Western Division, 2nd place)

| | W | L | T | Pct. |
|---------------|---|---|---|------|
| Atlanta | 5 | 4 | 0 | .556 |
| New Orleans | 4 | 5 | 0 | .444 |
| San Francisco | 3 | 6 | 0 | .333 |
| Los Angeles | 2 | 7 | 0 | .222 |

1983
(Western Division, 3rd place)

| | W | L | T | Pct. |
|---------------|----|---|---|------|
| San Francisco | 10 | 6 | 0 | .625 |
| Los Angeles | 9 | 7 | 0 | .563 |
| New Orleans | 8 | 8 | 0 | .500 |
| Atlanta | 7 | 9 | 0 | .438 |

1984
(Western Division, 3rd place)

| | W | L | T | Pct. |
|---------------|----|----|---|------|
| San Francisco | 15 | 1 | 0 | .938 |
| Los Angeles | 10 | 6 | 0 | .625 |
| New Orleans | 7 | 9 | 0 | .438 |
| Atlanta | 4 | 12 | 0 | .250 |

1985
(Western Division, 3rd place)

| | W | L | T | Pct. |
|---------------|----|----|---|------|
| Los Angeles | 11 | 5 | 0 | .687 |
| San Francisco | 10 | 6 | 0 | .625 |
| New Orleans | 5 | 11 | 0 | .313 |
| Atlanta | 4 | 12 | 0 | .250 |

1986
(Western Division, 4th place)

| | W | L | T | Pct. |
|---------------|----|---|---|------|
| San Francisco | 10 | 5 | 1 | .656 |
| Los Angeles | 10 | 6 | 0 | .625 |
| Atlanta | 7 | 8 | 1 | .469 |
| New Orleans | 7 | 9 | 0 | .438 |

1987
(Western Division, 2nd place)

| | W | L | T | Pct. |
|---------------|----|----|---|------|
| San Francisco | 13 | 2 | 0 | .867 |
| New Orleans | 12 | 3 | 0 | .800 |
| Los Angeles | 6 | 9 | 0 | .400 |
| Atlanta | 3 | 12 | 0 | .200 |

1988
(Western Division, 3rd place)

| | W | L | T | Pct. |
|---------------|----|----|---|------|
| San Francisco | 10 | 6 | 0 | .625 |
| Los Angeles | 10 | 6 | 0 | .625 |
| New Orleans | 10 | 6 | 0 | .625 |
| Atlanta | 5 | 11 | 0 | .313 |

1989
(Western Division, 3rd place)

| | W | L | T | Pct. |
|---------------|----|----|---|------|
| San Francisco | 14 | 2 | 0 | .875 |
| Los Angeles | 11 | 5 | 0 | .688 |
| New Orleans | 9 | 7 | 0 | .563 |
| Atlanta | 3 | 13 | 0 | .188 |

1990
(Western Division, 2nd place)

| | W | L | T | Pct. |
|---------------|----|----|---|------|
| San Francisco | 14 | 2 | 0 | .875 |
| New Orleans | 8 | 8 | 0 | .500 |
| Los Angeles | 5 | 11 | 0 | .313 |
| Atlanta | 5 | 11 | 0 | .313 |

1991
(Western Division, 1st place)

| | W | L | T | Pct. |
|---------------|----|----|---|------|
| New Orleans | 11 | 5 | 0 | .688 |
| Atlanta | 10 | 6 | 0 | .625 |
| San Francisco | 10 | 6 | 0 | .625 |
| Los Angeles | 3 | 13 | 0 | .188 |

1992
(Western Division, 2nd place)

| | W | L | T | Pct. |
|---------------|----|----|---|------|
| San Francisco | 14 | 2 | 0 | .875 |
| New Orleans | 12 | 4 | 0 | .750 |
| Atlanta | 6 | 10 | 0 | .375 |
| Los Angeles | 6 | 10 | 0 | .375 |

1993
(Western Division, 2nd place)

| | W | L | T | Pct. |
|---------------|----|----|---|------|
| San Francisco | 10 | 6 | 0 | .625 |
| New Orleans | 8 | 8 | 0 | .500 |
| Atlanta | 6 | 10 | 0 | .375 |
| Los Angeles | 5 | 11 | 0 | .313 |

1994
(Western Division, 2nd place)

| | W | L | T | Pct. |
|---------------|----|----|---|------|
| San Francisco | 13 | 3 | 0 | .813 |
| New Orleans | 7 | 9 | 0 | .438 |
| Atlanta | 7 | 9 | 0 | .438 |
| Los Angeles | 4 | 12 | 0 | .250 |

1995
(Western Division, 5th place)

| | W | L | T | Pct. |
|---------------|----|---|---|------|
| San Francisco | 11 | 5 | 0 | .688 |
| Atlanta | 9 | 7 | 0 | .563 |
| St. Louis | 7 | 9 | 0 | .438 |
| Carolina | 7 | 9 | 0 | .438 |
| New Orleans | 7 | 9 | 0 | .438 |

1996
(Western Division, 5th place)

| | W | L | T | Pct. |
|---------------|----|----|---|------|
| Carolina | 12 | 4 | 0 | .750 |
| San Francisco | 12 | 4 | 0 | .750 |
| St. Louis | 6 | 10 | 0 | .375 |
| Atlanta | 3 | 13 | 0 | .188 |
| New Orleans | 3 | 13 | 0 | .188 |

1997
(Western Division, 4th place)

| | W | L | T | Pct. |
|---------------|----|----|---|------|
| San Francisco | 13 | 3 | 0 | .813 |
| Atlanta | 7 | 9 | 0 | .438 |
| Carolina | 7 | 9 | 0 | .438 |
| New Orleans | 6 | 10 | 0 | .375 |
| St. Louis | 5 | 11 | 0 | .313 |

1998
(Western Division, 3rd place)

| | W | L | T | Pct. |
|---------------|----|----|---|------|
| Atlanta | 14 | 2 | 0 | .875 |
| San Francisco | 12 | 4 | 0 | .750 |
| New Orleans | 6 | 10 | 0 | .375 |
| Carolina | 4 | 12 | 0 | .250 |
| St. Louis | 4 | 12 | 0 | .250 |

SAINTS ATTENDANCE

| Year | COMBINED | | HOME | | ROAD | |
|-------|-----------|--------|---------|--------|---------|--------|
| | Total | Avg. | Total | Avg. | Total | Avg. |
| 1967 | 890,405 | 63,600 | 528,242 | 75,463 | 362,163 | 51,738 |
| 1968 | 884,128 | 63,151 | 519,426 | 74,203 | 364,697 | 52,100 |
| 1969 | 921,972 | 65,855 | 521,133 | 74,447 | 400,839 | 57,262 |
| 1970 | 843,342 | 60,238 | 483,234 | 69,033 | 360,108 | 51,444 |
| 1971 | 932,267 | 66,590 | 550,578 | 78,654 | 381,689 | 54,527 |
| 1972 | 880,545 | 62,896 | 467,686 | 66,812 | 412,859 | 58,980 |
| 1973 | 839,914 | 59,993 | 451,566 | 64,509 | 388,348 | 55,478 |
| 1974 | 829,873 | 59,277 | 452,236 | 64,605 | 377,637 | 53,948 |
| 1975 | 767,274 | 56,805 | 396,409 | 56,634 | 370,865 | 52,981 |
| 1976 | 714,135 | 51,010 | 359,631 | 51,376 | 354,504 | 50,643 |
| 1977 | 655,989 | 46,856 | 334,502 | 47,786 | 321,487 | 45,927 |
| 1978 | 850,418 | 53,151 | 457,607 | 57,201 | 392,811 | 49,101 |
| 1979 | 939,175 | 58,698 | 495,260 | 61,907 | 443,915 | 55,489 |
| 1980 | 808,612 | 50,538 | 385,815 | 48,227 | 422,797 | 52,850 |
| 1981 | 891,207 | 55,700 | 440,708 | 55,089 | 450,499 | 55,700 |
| 1982 | 467,978 | 51,988 | 255,726 | 51,145 | 212,252 | 53,063 |
| 1983 | 896,678 | 56,042 | 529,878 | 66,235 | 366,800 | 45,850 |
| 1984 | 884,258 | 55,266 | 472,625 | 59,078 | 411,633 | 51,454 |
| 1985 | 799,050 | 49,941 | 388,795 | 48,599 | 410,255 | 51,282 |
| 1986 | 874,303 | 54,644 | 463,611 | 57,951 | 410,692 | 51,644 |
| 1987 | 774,295 | 51,620 | 420,783 | 60,111 | 353,512 | 44,189 |
| 1988 | 965,179 | 60,324 | 531,156 | 66,395 | 434,023 | 54,253 |
| 1989 | 916,534 | 57,283 | 488,998 | 61,124 | 427,536 | 53,442 |
| 1990* | 997,722 | 62,358 | 536,438 | 67,055 | 461,284 | 57,661 |
| 1991* | 1,008,934 | 63,058 | 548,655 | 68,582 | 460,279 | 57,535 |
| 1992* | 977,552 | 61,097 | 548,728 | 68,591 | 428,824 | 53,603 |
| 1993* | 979,133 | 61,196 | 541,300 | 67,663 | 437,833 | 54,730 |
| 1994* | 937,150 | 58,572 | 506,837 | 63,355 | 430,313 | 53,789 |
| 1995* | 920,118 | 57,507 | 465,936 | 58,242 | 454,182 | 56,772 |
| 1996* | 830,125 | 51,883 | 395,079 | 49,385 | 435,046 | 54,381 |
| 1997* | 911,223 | 56,951 | 443,614 | 55,452 | 467,609 | 58,451 |
| 1998* | 922,225 | 57,639 | 436,473 | 54,559 | 485,752 | 60,719 |

LARGEST HOME CROWDS

TULANE STADIUM

| | | | |
|------|--------|-----|--------------------------------|
| 1967 | 83,437 | vs. | Dallas 11-12 (Lost 10-27) |
| | | vs. | Atlanta 11-26 (Won 27-24) |
| 1968 | 84,278 | vs. | Dallas 11-3 (Lost 3-17) |
| 1969 | 80,636 | vs. | Baltimore 10-19 (Lost 10-30) |
| 1970 | 77,681 | vs. | Los Angeles 11-1 (Lost 17-30) |
| 1971 | 83,130 | vs. | Minnesota 11-21 (Lost 10-23) |
| 1972 | 70,793 | vs. | Kansas City 9-25 (Lost 17-20)# |
| 1973 | 74,770 | vs. | Buffalo 11-4 (Won 13-0) |
| 1974 | 74,289 | vs. | Miami 11-10 (Lost 0-21) |

SUPERDOME

| | | | |
|------|--------|-----|---|
| 1975 | 61,497 | vs. | Minnesota 11-16 (Lost 7-20) |
| 1976 | 61,413 | vs. | Dallas 9-19 (Lost 6-24) |
| 1977 | 59,023 | vs. | Los Angeles 10-30 (Won 27-26) |
| 1978 | 70,323 | vs. | Atlanta 11-12 (Lost 17-20) |
| 1979 | 70,940 | vs. | Atlanta 9-2 (Lost 34-40 OT) |
| 1980 | 62,651 | vs. | Atlanta 10-19 (Lost 14-41) |
| 1981 | 64,758 | vs. | Pittsburgh 10-4 (Lost 6-20) |
| 1982 | 61,709 | vs. | Tampa Bay 12-5 (Lost 10-13) |
| 1983 | 70,418 | vs. | Los Angeles 12-18 (Lost 24-26) |
| 1984 | 66,652 | vs. | Atlanta 9-2 (Lost 28-36) |
| 1985 | 57,760 | vs. | Kansas City 9-8 (Lost 27-47) |
| 1986 | 67,950 | vs. | Atlanta 9-7 (Lost 10-31) |
| 1987 | 69,546 | vs. | Minnesota 1-3-88 (wild card)(Lost 10-44) |
| 1988 | 68,474 | vs. | Dallas 10-3 (Won 20-17)# |
| 1989 | 66,977 | vs. | Dallas 9-10 (Won 28-0) |
| 1990 | 68,647 | vs. | Rams 12-31 (Won 20-17)#* |
| 1991 | 68,794 | vs. | Atlanta 12-28 (wild card)(Lost 27-20)* |
| 1992 | 68,893 | vs. | Philadelphia 1-3 (wild card)(Lost 36-20)* |

| | | | |
|------|--------|-----|-----------------------------------|
| 1993 | 69,043 | vs. | Atlanta 10-24 (Lost 26-15)* |
| | | vs. | Green Bay 11-14 (Lost 19-17)* |
| 1994 | 69,475 | vs. | Dallas 12-19 (Lost 24-16)* |
| 1995 | 68,976 | vs. | San Francisco 9-3 (Lost 24-22)* |
| 1996 | 60,966 | vs. | San Francisco 11-3 (Lost 24-17)*@ |
| 1997 | 65,760 | vs. | San Diego 9-7 (Lost 20-6)* |
| 1998 | 65,065 | vs. | Dallas 12-6 (Won 22-3)* |

#ABC Monday Night Football Telecast; @ESPN Telecast
*These figures represent tickets distributed for home games.

NOTE: Largest Superdome audience was 72,434 for first preseason game of 1975 (Houston 13, New Orleans 7). Preseason attendance figures are unofficial.

LARGEST ROAD CROWDS

| | | | |
|------|--------|-----|-----------------------------------|
| 1967 | 62,670 | vs. | New York Giants 10-8 (Lost 21-27) |
| 1968 | 71,025 | vs. | Cleveland 11-10 (lost 17-35) |
| 1969 | 68,282 | vs. | Dallas 11-9 (Lost 17-33) |
| 1970 | 66,140 | vs. | Los Angeles 12-6 (Lost 16-34) |
| 1971 | 73,610 | vs. | Los Angeles 12-5 (Lost 28-45) |
| 1972 | 66,303 | vs. | Los Angeles 9-17 (Lost 14-34) |
| 1973 | 70,358 | vs. | Los Angeles 11-11 (Lost 7-29) |
| 1974 | 64,178 | vs. | Los Angeles 9-22 (Lost 0-24) |
| 1975 | 60,771 | vs. | Los Angeles 10-26 (Lost 14-38) |
| 1976 | 61,685 | vs. | Seattle 11-21 (Won 51-27) |
| 1977 | 53,482 | vs. | Philadelphia 11-6 (Lost 7-28) |
| 1978 | 57,920 | vs. | Dallas 11-19 (Lost 7-27) |
| 1979 | 74,482 | vs. | Denver 11-4 (Lost 3-10) |
| 1980 | 78,147 | vs. | Detroit 10-12 (Lost 13-24) |
| 1981 | 76,059 | vs. | Cleveland 10-18 (Lost 17-20) |
| 1982 | 64,506 | vs. | Dallas 12-19 (Lost 7-21) |
| 1983 | 62,136 | vs. | Dallas 9-25 (Lost 20-21) |
| 1984 | 63,739 | vs. | New York Giants 12-15 (Won 10-3) |
| 1985 | 74,488 | vs. | Denver 9-15 (Lost 23-34) |
| 1986 | 72,765 | vs. | New York Giants 9-28 (Lost 17-20) |
| 1987 | 60,436 | vs. | San Francisco 11-15 (Won 26-24) |
| 1988 | 63,569 | vs. | Seattle 10-16 (Won 20-19) |
| 1989 | 70,037 | vs. | Buffalo 12-10 (Won 22-19) |
| 1990 | 60,112 | vs. | San Francisco 12-23 (Won 13-10) |
| 1991 | 74,816 | vs. | Kansas City 9-8 (Won 17-10) |
| 1992 | 67,328 | vs. | Atlanta 9-20 (Won 10-7) |
| 1993 | 66,500 | vs. | San Francisco 11-22 (Lost 42-7) |
| 1994 | 64,445 | vs. | Denver 12-24 (Won 30-28) |
| 1995 | 72,619 | vs. | New York Giants 9-24 (Lost 45-29) |
| 1996 | 70,888 | vs. | Carolina 10-20 (Lost 19-7) |
| 1997 | 68,891 | vs. | New York Giants 9-28 (Lost 14-9) |
| 1998 | 73,216 | vs. | Miami 11-29 (Lost 30-10) |

SAINTS PRESEASON RESULTS

| 1967 (5-1) | Result |
|---|---------|
| Los Angeles (26,364) at Anaheim | L 7-16 |
| St. Louis (25,500) at Shreveport | W 23-14 |
| Pittsburgh (35,000) at Baton Rouge | W 20-17 |
| San Francisco (23,348) at Portland, Ore. | W 24-10 |
| Miami (11,214) at Charleston, S.C. | W 20-17 |
| Atlanta (67,486) at New Orleans | W 27-14 |

| 1968 (2-4) | Result |
|---|---------|
| Los Angeles (29,505) at Anaheim | L 7-21 |
| Boston (57,152) at New Orleans | W 19-0 |
| Houston (42,734) at Houston | L 23-24 |
| Cleveland (70,045) at New Orleans | W 40-27 |
| Atlanta (49,832) at Atlanta | L 10-16 |
| Minnesota (23,000) at Shreveport | L 17-20 |

| 1969 (2-4) | Result |
|--|---------|
| San Diego (31,683) at San Diego | L 7-10 |
| Denver (28,356) at Denver | W 28-22 |
| Pittsburgh (40,000) at Baton Rouge | L 24-34 |
| Atlanta (69,898) at New Orleans | W 21-17 |
| Houston (79,937) at New Orleans | L 14-30 |
| Detroit (30,312) at Detroit | L 7-42 |

| 1970 (4-2) | Result |
|--|---------|
| Minnesota (17,932) at Canton, Ohio | W 14-13 |
| Houston (46,223) at Houston | W 19-10 |
| Detroit (76,778) at New Orleans | L 17-31 |
| Boston (32,000) at Jackson, Miss. | W 26-20 |
| N.Y. Jets (78,581) at New Orleans | L 14-27 |
| San Diego (63,904) at New Orleans | W 20-14 |

| 1971 (0-6) | Result |
|--|---------|
| Buffalo (35,758) at Buffalo | L 10-14 |
| Dallas (73,560) at Dallas | L 21-36 |
| Kansas City (70,459) at New Orleans | L 7-27 |
| San Diego (35,405) at San Diego | L 7-22 |
| Philadelphia (60,487) at New Orleans | L 0-34 |
| Houston (60,971) at New Orleans | L 17-24 |

| 1972 (1-4-1) | Result |
|---|---------|
| Philadelphia (53,372) at Philadelphia | W 13-10 |
| Buffalo (66,762) at New Orleans | L 21-24 |
| Dallas (81,070) at New Orleans | L 7-30 |
| San Diego (64,506) at New Orleans | L 14-16 |
| Pittsburgh (43,302) at Memphis | L 7-56 |
| Houston (44,571) at Houston | L 14-14 |

| 1973 (1-5) | Result |
|---|---------|
| Kansas City (67,216) at Kansas City | L 6-12 |
| Miami (80,050) at Miami | L 13-14 |
| Dallas (61,022) at Dallas | L 14-24 |
| New England (64,131) at New Orleans | L 6-31 |
| N.Y. Jets (67,434) at New Orleans | L 17-28 |
| Houston (62,339) at New Orleans | W 16-10 |

| 1974 (3-3) | Result |
|--|---------|
| Pittsburgh (45,339) at New Orleans | L 7-26 |
| Miami (41,524) at Miami | L 20-45 |
| New England (20,456) at Foxboro | L 3-7 |
| Dallas (56,563) at New Orleans | W 16-7 |
| N.Y. Jets (59,829) at New Orleans | W 24-7 |
| Houston (35,103) at Houston | W 24-16 |

| 1975 (2-4) | Result |
|---|---------|
| Houston (72,434) at New Orleans | L 7-13 |
| Denver (40,089) at New Orleans | W 24-21 |
| Miami (61,253) at New Orleans | L 10-20 |
| Baltimore (60,643) at New Orleans | W 27-3 |
| Pittsburgh (47,341) at Pittsburgh | L 13-24 |
| Cincinnati (48,453) at Cincinnati | L 0-20 |

| 1976 (4-2) | Result |
|--|---------|
| Pittsburgh (56,039) at New Orleans | L 14-24 |
| Houston (38,675) at Houston | W 13-10 |
| Buffalo (36,110) at Buffalo | W 21-14 |
| Baltimore (38,879) at Baltimore (OT) | W 26-20 |
| Cincinnati (60,044) at New Orleans | W 13-10 |
| Miami (63,383) at New Orleans | L 7-20 |

| 1977 (5-1) | Result |
|---|---------|
| Chicago (55,163) at Chicago | W 20-14 |
| N.Y. Giants (49,900) at New Orleans | W 23-7 |
| Buffalo (66,282) at New Orleans | W 20-17 |
| N.Y. Jets (49,455) at New Orleans | L 14-20 |
| Miami (39,970) at Miami | W 17-10 |
| Houston (49,964) at New Orleans | W 20-16 |

| 1978 (2-2) | Result |
|--|---------|
| Philadelphia (30,000) at Mexico City | W 14-7 |
| Miami (54,105) at New Orleans | L 17-31 |
| Tampa Bay (49,042) at New Orleans | L 3-14 |
| Houston (49,554) at Houston | W 17-3 |

| 1979 (1-3) | Result |
|---------------------------------------|--------|
| Miami (44,704) at Miami | L 7-14 |
| Chicago (45,085) at New Orleans | L 6-13 |
| Tampa Bay (49,042) at Tampa | L 7-14 |
| Houston (54,469) at New Orleans | W 10-7 |

| 1980 (1-3) | Result |
|---|---------|
| St. Louis (57,923) at New Orleans | W 17-13 |
| Houston (43,376) at Houston | L 17-20 |
| Detroit (49,631) at Detroit | L 17-40 |
| Miami (50,635) at New Orleans | L 0-20 |

| 1981 (3-1) | Result |
|--|---------|
| Baltimore (46,792) at New Orleans | W 24-23 |
| Houston (67,562) at New Orleans | W 27-7 |
| Philadelphia (28,001) at Syracuse, N.Y. | L 6-37 |
| Detroit (52,090) at New Orleans (OT) | W 20-17 |

| 1982 (1-3) | Result |
|---|---------|
| Houston (44,599) at Houston | L 20-22 |
| Kansas City (46,585) at New Orleans | W 6-3 |
| Cleveland (55,689) at New Orleans | L 17-20 |
| Minnesota (59,810) at Minnesota | L 21-24 |

| 1983 (3-2) | Result |
|---|---------|
| Pittsburgh (23,909) at Canton, Ohio | L 14-27 |
| Tampa Bay (53,111) at Tampa | L 17-20 |
| Miami (38,735) at Miami | W 19-17 |
| Houston (60,430) at New Orleans | W 20-13 |
| N.Y. Jets (58,176) at New Orleans | W 17-10 |

| 1984 (3-1) | Result |
|---|---------|
| Kansas City (34,230) at Kansas City | W 34-20 |
| Atlanta (58,502) at New Orleans | W 31-21 |
| Houston (45,522) at Houston | W 31-19 |
| Washington (52,040) at New Orleans | L 9-14 |

| 1985 (1-3) | Result |
|---|---------|
| New England (27,014) at Foxboro | W 32-20 |
| Houston (53,491) at New Orleans | L 20-23 |
| Tampa Bay (49,337) at New Orleans | L 10-14 |
| San Diego (40,462) at San Diego | L 20-21 |

| 1986 (2-2) | Result |
|---|---------|
| Denver (47,408) at Denver | W 10-7 |
| New England (54,364) at New Orleans | L 34-38 |
| Houston (38,617) at Houston | L 13-24 |
| Kansas City (47,945) at New Orleans | W 13-10 |

| 1987 (3-1) | Result |
|--|---------|
| Minnesota (52,884) at New Orleans | W 23-17 |
| Houston (51,562) at New Orleans | L 13-16 |
| Pittsburgh (46,770) at New Orleans | W 31-28 |
| Cincinnati (46,289) at Cincinnati | W 26-14 |

| 1988 (2-2) | Result |
|---|---------|
| Minnesota (47,624) at Minnesota | W 23-20 |
| Phoenix (51,987) at Phoenix | W 33-28 |
| Indianapolis (54,117) at Indianapolis | L 6-18 |
| Pittsburgh (56,174) at New Orleans | L 28-31 |

| 1989 (1-3) | Result |
|--|---------|
| Indianapolis (57,771) at New Orleans | L 7-31 |
| Buffalo (48,512) at Buffalo | L 7-10 |
| Cincinnati (51,150) at New Orleans | W 27-10 |
| Washington (56,181) at New Orleans | L 21-26 |

| 1990 (4-1) | Result |
|--|---------|
| L.A. Raiders (63,106) at London | W 17-10 |
| Minnesota (48,154) at Minnesota | W 13-10 |
| Green Bay (47,848) at Madison, Wis. | L 13-27 |
| Buffalo (51,959) at New Orleans | W 28-23 |
| Indianapolis (54,796) at New Orleans | W 17-14 |

| 1991 (2-2) | Result |
|---|---------|
| Minnesota (58,953) at New Orleans | W 18-3 |
| Green Bay (55,730) at New Orleans | W 31-20 |
| Indianapolis (50,896) at Indianapolis | L 28-34 |
| Miami (44,099) at Miami | L 24-28 |

| 1992 (3-1) | Result |
|--|---------|
| Chicago (53,846) at Chicago | W 34-31 |
| Pittsburgh (61,671) at New Orleans | W 26-0 |
| Houston (61,194) at New Orleans | L 3-33 |
| Miami (60,021) at Baltimore, Md. | W 17-3 |

| 1993 (4-1) | Result |
|--|---------|
| Philadelphia (49,363) at Tokyo, Japan | W 28-16 |
| Houston (40,308) at San Antonio, Texas | W 37-28 |
| Green Bay (59,523) at Madison, Wis. | W 26-17 |
| Chicago (61,149) at New Orleans | W 20-14 |
| Detroit (60,700) at New Orleans | L 16-17 |

| 1994 (1-3) | Result |
|---|---------|
| New England (37,800) at Foxboro | L 6-24 |
| Minnesota (46,067) at Minnesota | L 17-21 |
| Green Bay (54,714) at New Orleans | L 10-13 |
| Dallas (57,281) at New Orleans | W 28-10 |

| 1995 (1-3) | Result |
|--|---------|
| Green Bay (49,071) at Madison, Wis. | L 17-27 |
| N.Y. Giants (54,416) at New York | L 13-14 |
| Seattle (38,228) at New Orleans | L 19-24 |
| Detroit (38,073) at New Orleans | W 24-10 |

| 1996 (3-2) | Result |
|---|---------|
| Indianapolis (23,376) at Canton, Ohio | L 3-10 |
| Detroit (35,782) at Detroit | W 23-22 |
| Kansas City (65,710) at Kansas City | L 6-42 |
| Chicago (35,246) at New Orleans | W 31-21 |
| Minnesota (35,728) at New Orleans | W 16-13 |

| 1997 (3-1) | Result |
|---|---------|
| Tennessee (22,811) at Memphis | W 21-12 |
| Kansas City (55,211) at New Orleans | W 26-7 |
| Oakland (36,771) at Oakland | L 18-16 |
| Chicago (58,656) at Chicago | W 13-7 |

| 1998 (1-3) | Result |
|---|---------|
| Green Bay (60,080) at Green Bay | L 7-31 |
| Denver (70,937) at Denver | L 10-17 |
| Tennessee (46,069) at New Orleans | L 24-26 |
| Tampa Bay (43,774) at New Orleans | W 10-6 |

ALL-TIME PRESEASON RECORD

| Team | W | L | T | Pct. |
|--------------|----|----|---|-------|
| Arizona | 3 | 0 | 0 | 1.000 |
| Atlanta | 3 | 1 | 0 | .750 |
| Baltimore | 0 | 0 | 0 | .000 |
| Buffalo | 3 | 3 | 0 | .500 |
| Carolina | 0 | 0 | 0 | .000 |
| Chicago | 5 | 1 | 0 | .833 |
| Cincinnati | 3 | 1 | 0 | .750 |
| Cleveland | 1 | 1 | 0 | .500 |
| Dallas | 2 | 3 | 0 | .400 |
| Denver | 3 | 1 | 0 | .750 |
| Detroit | 3 | 4 | 0 | .429 |
| Green Bay | 2 | 4 | 0 | .333 |
| Tennessee | 12 | 11 | 1 | .500 |
| Indianapolis | 4 | 4 | 0 | .500 |
| Jacksonville | 0 | 0 | 0 | .000 |

| Team | W | L | T | Pct. |
|---------------|---|---|---|-------|
| Kansas City | 4 | 3 | 0 | .571 |
| Miami | 4 | 8 | 0 | .333 |
| Minnesota | 6 | 3 | 0 | .667 |
| New England | 3 | 4 | 0 | .429 |
| NY Giants | 1 | 1 | 0 | .500 |
| NY Jets | 2 | 3 | 0 | .400 |
| Oakland | 1 | 1 | 0 | .500 |
| Philadelphia | 3 | 2 | 0 | .600 |
| Pittsburgh | 3 | 7 | 0 | .300 |
| St. Louis | 0 | 2 | 0 | .000 |
| San Diego | 1 | 4 | 0 | .200 |
| San Francisco | 1 | 0 | 0 | 1.000 |
| Seattle | 0 | 1 | 0 | .000 |
| Tampa Bay | 1 | 4 | 0 | .200 |
| Washington | 0 | 2 | 0 | .000 |

32-YEAR TOTALS
(Preseason only)

| Totals | W | L | T | Pct. |
|--------|----|----|---|------|
| | 74 | 79 | 1 | .481 |

SAINTS 1997 STATISTICS

WON 6, LOST 10

| | | | | |
|-------|---|-------|------------------|--------|
| 8/31 | L | 24-38 | at St. Louis | 64,575 |
| 9/7 | L | 6-20 | San Diego | 65,760 |
| 9/14 | L | 7-33 | at San Francisco | 61,838 |
| 9/21 | W | 35-17 | Detroit | 50,016 |
| 9/28 | L | 9-14 | New York Giants | 68,891 |
| 10/5 | W | 20-17 | at Chicago | 58,865 |
| 10/12 | L | 17-23 | Atlanta | 65,619 |
| 10/19 | L | 0-13 | Carolina | 50,963 |
| 10/26 | L | 0-23 | San Francisco | 60,443 |
| 11/9 | W | 13-10 | at Oakland | 40,091 |
| 11/16 | W | 20-17 | OT Seattle | 50,493 |
| 11/23 | L | 3-20 | at Atlanta | 48,620 |
| 11/30 | W | 16-13 | at Carolina | 57,957 |
| 12/7 | L | 27-34 | St. Louis | 54,803 |
| 12/14 | W | 27-10 | Arizona | 45,517 |
| 12/21 | L | 13-25 | at Kansas City | 66,772 |

| | N.O. | OPP. |
|---------------------|---------|---------|
| TOTAL FIRST DOWNS | 229 | 280 |
| Rushing | 78 | 95 |
| Passing | 127 | 168 |
| Penalty | 24 | 17 |
| 3rd Down: Made/Att. | 54/207 | 102/252 |
| 3rd Down: Pct. | 26.1 | 40.5 |
| 4th Down: Made/Att. | 14/22 | 7/12 |
| 4th Down: Pct. | 63.6 | 58.3 |
| POSSESSION AVG. | 27:47 | 32:13 |
| TOTAL NET YARDS | 4045 | 4645 |
| Avg. Per Game | 252.8 | 290.3 |
| Total Plays | 925 | 1074 |
| Avg. Per Play | 4.4 | 4.3 |
| NET YARDS RUSHING | 1461 | 1764 |
| Avg. Per Game | 91.3 | 110.3 |
| Total Rushes | 417 | 496 |
| NET YARDS PASSING | 2584 | 2881 |
| Avg. Per Game | 161.5 | 180.1 |
| Sacked/Yards Lost | 50/317 | 59/408 |
| Gross Yards | 2901 | 3289 |
| Att./Completions | 458/293 | 518/293 |
| Completion Pct. | 49.8 | 56.6 |
| Had Intercepted | 33 | 16 |
| PUNTS/AVERAGE | 88/45.9 | 92/39.9 |
| NET PUNTING AVG. | 88/34.9 | 92/33.0 |
| PENALTIES/YARDS | 101/811 | 110/895 |
| FUMBLES/BALL LOST | 34/22 | 31/15 |
| TOUCHDOWNS | 24 | 35 |
| Rushing | 9 | 11 |
| Passing | 13 | 21 |
| Returns | 2 | 3 |

| | Q1 | Q2 | Q3 | Q4 | OT | PTS. |
|--------|----|-----|----|----|----|------|
| SAINTS | 22 | 76 | 38 | 98 | 3 | 237 |
| OPP. | 70 | 107 | 51 | 99 | 0 | 327 |

| | TD | Ru | Pa | RT | PAT | FG | S | PTS. |
|----------|----|----|----|----|-------|-------|---|------|
| Brien | 0 | 0 | 0 | 0 | 22/22 | 23/27 | 0 | 91 |
| Hastings | 5 | 0 | 5 | 0 | 0 | 0 | 0 | 32 |
| Bates | 4 | 4 | 0 | 0 | 0 | 0 | 0 | 24 |
| Zellars | 4 | 4 | 0 | 0 | 0 | 0 | 0 | 24 |
| Guliford | 2 | 0 | 1 | 1 | 0 | 0 | 0 | 12 |
| Hill | 2 | 0 | 2 | 0 | 0 | 0 | 0 | 12 |
| Poole | 2 | 0 | 2 | 0 | 0 | 0 | 0 | 12 |
| Farquhar | 1 | 0 | 1 | 0 | 0 | 0 | 0 | 6 |
| Fields | 1 | 0 | 1 | 0 | 0 | 0 | 0 | 6 |
| Hobbs TM | 1 | 0 | 1 | 0 | 0 | 0 | 0 | 6 |
| Shuler | 1 | 1 | 0 | 0 | 0 | 0 | 0 | 6 |
| I. Smith | 1 | 0 | 1 | 0 | 0 | 0 | 0 | 6 |
| TEAM | 24 | 9 | 13 | 2 | 22/22 | 23/27 | 0 | 237 |
| OPP. | 35 | 11 | 21 | 3 | 33/33 | 28/36 | 0 | 327 |

2 Pt. Conv.: Hastings, TEAM 1-2, OPP. 0-2
 SACKS: Martin 10.5, J. Johnson 8.5, Fields 8.0, Glover 6.5, B. Smith 5.0, Mitchell 4.0, Molden 4.0, Mickell 3.5, Harvey 3.0, Tubbs 2.5, Sagapolutele 2.0, Tomich 1.0, Dixon 0.5.
 SAINTS59.0
 OPPONENTS50.0

Brien: (31G, 53G, 46G) (37G, 31G) () (50S, 48WR) (36G, 32G, 39G) (38G, 48G) (35G) () () (48G, 44G) (19G, 38G) (22G, 42B) (50G, 51G, 45G) (49G, 53G) (20G, 33G) (41N) OPPONENTS: (36N, 36G) (37G, 34G) (43G, 22G, 40G, 38G) (47G) (46N) (23G) (25G, 32G, 55G) (25G, 23G) (36G, 51G, 29G) (43G) (36G, 33N, 45N) (43N, 43G, 22G) (44G, 26B, 31G) (45N, 37G, 34G, 48N) (30G) (30G, 25G)

| | Att. | Cmp | Yds | Cmp% | Yds/Att | TD | TD% | Int | Int% | Long | Sack/Lost | Rating |
|-----------|------|-----|------|-------|---------|----|-------|-----|------|------|-----------|--------|
| Shuler | 203 | 106 | 1288 | 52.2 | 6.34 | 2 | 1.0 | 14 | 6.9 | 89 | 21/132 | 46.6 |
| Hobbs LG | 161 | 78 | 1024 | 48.4 | 6.36 | 6 | 3.7 | 10 | 6.2 | 49 | 6/36 | 55.5 |
| Hobbs TM | 131 | 61 | 891 | 46.6 | 6.80 | 6 | 4.6 | 8 | 6.1 | 49 | 4/29 | 59.0 |
| Wuerffel | 91 | 42 | 518 | 46.2 | 5.69 | 4 | 4.4 | 8 | 8.8 | 47 | 18/116 | 42.3 |
| Nussmeier | 32 | 18 | 183 | 56.3 | 5.72 | 0 | 0.0 | 3 | 9.4 | 24 | 6/32 | 33.7 |
| Bates | 1 | 1 | 21 | 100.0 | 21.00 | 1 | 100.0 | 0 | 0.0 | 21 | 0/0 | 158.3 |
| Hill | 0 | 0 | 0 | 0 | - | 0 | 0 | 0 | 0 | - | 0/0 | 1/8 |
| TEAM | 458 | 228 | 2901 | 49.8 | 6.33 | 13 | 2.8 | 33 | 7.2 | 89 | 50/317 | 48.4 |
| OPPONENTS | 518 | 293 | 3289 | 56.6 | 6.35 | 21 | 4.1 | 16 | 3.1 | 52 | 59/408 | 76.3 |

| | No. | Yds. | Avg. | Long | TD |
|-----------|-----|------|------|------|----|
| Zellars | 156 | 552 | 3.5 | 27 | 4 |
| Bates | 119 | 440 | 3.7 | 74 | 4 |
| T. Davis | 75 | 271 | 3.6 | 20 | 0 |
| Hobbs LG | 14 | 43 | 3.1 | 15 | 0 |
| Hobbs TM | 12 | 36 | 3.0 | 15 | 0 |
| Shuler | 22 | 38 | 1.7 | 8 | 1 |
| Hastings | 4 | 35 | 8.8 | 27 | 0 |
| Nussmeier | 8 | 30 | 3.8 | 15 | 0 |
| Wuerffel | 6 | 26 | 4.3 | 10 | 0 |
| McCrary | 8 | 15 | 1.9 | 8 | 0 |
| Hill | 1 | 11 | 11.0 | 11 | 0 |
| Bender | 5 | 9 | 1.8 | 6 | 0 |
| Guliford | 1 | -2 | -2.0 | -2 | 0 |
| TEAM | 417 | 1461 | 3.5 | 74 | 9 |
| OPP. | 496 | 1764 | 3.6 | 50 | 11 |

| | No. | Yds. | Avg. | Long | TD |
|------------|-----|------|------|------|----|
| Hill | 55 | 761 | 13.8 | 89 | 2 |
| Hastings | 48 | 722 | 15.0 | 39 | 5 |
| Zellars | 31 | 263 | 8.5 | 38 | 0 |
| Guliford | 27 | 362 | 13.4 | 47 | 1 |
| Farquhar | 17 | 253 | 14.9 | 42 | 1 |
| I. Smith | 17 | 180 | 10.6 | 25 | 1 |
| T. Davis | 13 | 85 | 6.5 | 18 | 0 |
| Bates | 5 | 42 | 8.4 | 15 | 0 |
| Poole | 4 | 98 | 24.5 | 49 | 2 |
| Twynier LG | 4 | 45 | 11.3 | 16 | 0 |
| McCrary | 4 | 17 | 4.3 | 11 | 0 |
| Bech | 3 | 50 | 16.7 | 22 | 0 |
| Harper LG | 2 | 65 | 32.5 | 52 | 0 |
| Hobbs TM | 2 | 41 | 20.5 | 21 | 1 |
| Saville | 1 | 14 | 14.0 | 14 | 0 |
| T. Johnson | 1 | 13 | 13.0 | 13 | 0 |
| TEAM | 228 | 2901 | 12.7 | 89 | 13 |
| OPP. | 293 | 3289 | 11.2 | 52 | 21 |

| | No. | Yds. | Avg. | Long | TD |
|------------|-----|------|------|------|----|
| Knight | 5 | 75 | 15.0 | 39 | 0 |
| Newman | 3 | 19 | 6.3 | 17 | 0 |
| Washington | 2 | 30 | 15.0 | 30 | 0 |
| Allen | 2 | 21 | 10.5 | 27 | 0 |
| Tubbs | 2 | 21 | 10.5 | 15 | 0 |
| Kelly | 1 | 15 | 15.0 | 15 | 0 |
| Harvey | 1 | 7 | 7.0 | 7 | 0 |
| TEAM | 16 | 194 | 12.1 | 39 | 0 |
| OPP. | 33 | 342 | 10.4 | 44 | 1 |

| | No. | Yds. | Avg. | Long | TD |
|------------|-----|------|------|------|----|
| Guliford | 43 | 1128 | 26.2 | 102 | 1 |
| T. Davis | 9 | 173 | 19.2 | 29 | 0 |
| Twynier LG | 4 | 72 | 18.0 | 24 | 0 |
| Bech | 3 | 47 | 15.7 | 30 | 0 |
| McCrary | 2 | 26 | 13.0 | 15 | 0 |
| Tomich | 1 | 0 | 0.0 | 0 | 0 |
| TEAM | 58 | 1374 | 23.7 | 102 | 1 |
| OPP. | 51 | 1139 | 22.3 | 59 | 0 |

| | Ret | FC | Yds | Avg | Long | TD |
|----------|-----|----|-----|------|------|----|
| Guliford | 47 | 26 | 498 | 10.6 | 32 | 0 |
| Hastings | 1 | 0 | -2 | -2.0 | -2 | 0 |
| TEAM | 48 | 26 | 496 | 10.3 | 32 | 0 |
| OPP. | 50 | 14 | 706 | 14.1 | 82 | 1 |

| | No. | Yds | Avg | Net | TB | In | Lg | B |
|--------|-----|------|------|------|----|----|----|---|
| Royals | 88 | 4308 | 45.9 | 34.9 | 13 | 21 | 66 | 0 |
| TEAM | 88 | 4308 | 45.9 | 34.9 | 13 | 21 | 66 | 0 |
| OPP. | 92 | 3668 | 39.9 | 33.0 | 7 | 27 | 62 | 1 |

| | 1-19 | 20-29 | 30-39 | 40-49 | 50+ |
|-------|------|-------|-------|-------|-----|
| Brien | 1/1 | 2/2 | 10/10 | 6/9 | 4/5 |
| TEAM | 1/1 | 2/2 | 10/10 | 6/9 | 4/5 |
| OPP. | 0/0 | 8/9 | 12/14 | 6/11 | 2/2 |

| |
|--|
| G, 48G) (35G) () () (48G, 44G) (19G, 38G) (22G, 42B) (50G, 51G, 43G, 22G, 40G, 38G) (47G) (46N) (23G) (25G, 32G, 55G) (25G, 31G) (45N, 37G, 34G, 48N) (30G) (30G, 25G) |
|--|

| | Att. | Cmp | Yds | Cmp% | Yds/Att | TD | TD% | Int | Int% | Long | Sack/Lost | Rating |
|-----------|------|-----|------|-------|---------|----|-------|-----|------|------|-----------|--------|
| Shuler | 203 | 106 | 1288 | 52.2 | 6.34 | 2 | 1.0 | 14 | 6.9 | 89 | 21/132 | 46.6 |
| Hobbs LG | 161 | 78 | 1024 | 48.4 | 6.36 | 6 | 3.7 | 10 | 6.2 | 49 | 6/36 | 55.5 |
| Hobbs TM | 131 | 61 | 891 | 46.6 | 6.80 | 6 | 4.6 | 8 | 6.1 | 49 | 4/29 | 59.0 |
| Wuerffel | 91 | 42 | 518 | 46.2 | 5.69 | 4 | 4.4 | 8 | 8.8 | 47 | 18/116 | 42.3 |
| Nussmeier | 32 | 18 | 183 | 56.3 | 5.72 | 0 | 0.0 | 3 | 9.4 | 24 | 6/32 | 33.7 |
| Bates | 1 | 1 | 21 | 100.0 | 21.00 | 1 | 100.0 | 0 | 0.0 | 21 | 0/0 | 158.3 |
| Hill | 0 | 0 | 0 | 0 | - | 0 | 0 | 0 | 0 | - | 0/0 | 1/8 |
| TEAM | 458 | 228 | 2901 | 49.8 | 6.33 | 13 | 2.8 | 33 | 7.2 | 89 | 50/317 | 48.4 |
| OPPONENTS | 518 | 293 | 3289 | 56.6 | 6.35 | 21 | 4.1 | 16 | 3.1 | 52 | 59/408 | 76.3 |

SAINTS 1996 STATISTICS

WON 3, LOST 13

| | | | | |
|-------|---|-------|---------------------|--------|
| 9/1 | L | 11-27 | at San Francisco | 63,970 |
| 9/8 | L | 20-22 | Carolina | 43,288 |
| 9/15 | L | 15-30 | at Cincinnati | 45,412 |
| 9/22 | L | 14-28 | Arizona | 34,316 |
| 9/29 | L | 10-17 | at Baltimore Ravens | 61,063 |
| 10/6 | W | 17-13 | Jacksonville | 34,231 |
| 10/13 | W | 27-24 | Chicago | 43,512 |
| 10/20 | L | 7-19 | at Carolina | 70,888 |
| 11/03 | L | 17-24 | San Francisco | 53,297 |
| 11/10 | L | 14-31 | Houston | 34,121 |
| 11/17 | L | 15-17 | at Atlanta | 43,119 |
| 11/24 | L | 7-13 | at Tampa Bay | 40,203 |
| 12/1 | L | 10-26 | Atlanta | 26,310 |
| 12/8 | L | 15-31 | St. Louis | 32,923 |
| 12/15 | W | 17-3 | at New York Giants | 52,530 |
| 12/21 | L | 13-14 | at St. Louis | 57,681 |

| | N.O. | OPP. |
|---------------------|---------|---------|
| TOTAL FIRST DOWNS | 232 | 287 |
| Rushing | 77 | 104 |
| Passing | 135 | 152 |
| Penalty | 20 | 31 |
| 3rd Down: Made/Att. | 65/207 | 85/232 |
| 3rd Down: Pct. | 31.4 | 36.6 |
| 4th Down: Made/Att. | 6/19 | 9/16 |
| 4th Down: Pct. | 31.6 | 56.3 |
| POSSESSION AVG. | 27:33 | 32:27 |
| TOTAL NET YARDS | 4206 | 4910 |
| Avg. Per Game | 262.9 | 306.9 |
| Total Plays | 923 | 1027 |
| Avg. Per Play | 4.6 | 4.8 |
| NET YARDS RUSHING | 1308 | 2076 |
| Avg. Per Game | 81.8 | 129.8 |
| Total Rushes | 386 | 521 |
| NET YARDS PASSING | 2898 | 2834 |
| Avg. Per Game | 177.1 | 177.1 |
| Sacked/Yards Lost | 22/171 | 41/283 |
| Gross Yards | 3069 | 465/267 |
| Att./Completions | 515/295 | 57.4 |
| Completion Pct. | 51.5 | 57.4 |
| Had Intercepted | 17 | 12 |
| PUNTS/AVERAGE | 87/40.8 | 74/43.0 |
| NET PUNTING AVG. | 87/32.5 | 74/40.1 |
| PENALTIES/YARDS | 114/853 | 102/823 |
| FUMBLES/BALL LOST | 30/20 | 25/10 |
| TOUCHDOWNS | 24 | 34 |
| Rushing | 10 | 11 |
| Passing | 13 | 22 |
| Returns | 1 | 1 |

| | Q1 | Q2 | Q3 | Q4 | OT | PTS. |
|--------|----|-----|----|----|----|------|
| SAINTS | 42 | 58 | 38 | 91 | 0 | 229 |
| OPP. | 80 | 105 | 78 | 76 | 0 | 339 |

| SCORING | | | | | | | | |
|-------------------------|-------|------|-----|-------|-------|---|------|--|
| | TD-Ru | -Pa | -RT | PAT | FG | S | PTS. | |
| Brien | 0 | 0 | 0 | 18/18 | 21/25 | 0 | 81 | |
| Haynes | 4 | 0 | 4 | 0 | 0 | 0 | 26 | |
| Bates | 4 | 4 | 0 | 0 | 0 | 0 | 24 | |
| Zellars | 4 | 4 | 0 | 0 | 0 | 0 | 24 | |
| Jeffries | 3 | 0 | 3 | 0 | 0 | 0 | 18 | |
| Jeffries | 3 | 0 | 3 | 0 | 0 | 0 | 18 | |
| Jeffries | 2 | 1 | 2 | 0 | 0 | 0 | 18 | |
| Jeffries | 1 | 1 | 1 | 0 | 0 | 0 | 12 | |
| Jeffries | 1 | 0 | 1 | 0 | 0 | 0 | 6 | |
| Jeffries | 1 | 0 | 1 | 0 | 0 | 0 | 6 | |
| Jeffries | 1 | 0 | 1 | 0 | 0 | 0 | 6 | |
| Jeffries | 0 | 0 | 0 | 0 | 0 | 0 | 6 | |
| Jeffries | 0 | 0 | 0 | 0 | 0 | 0 | 6 | |
| Jeffries | 24 | 10 | 13 | 18/18 | 21/25 | 0 | 2 | |
| Jeffries | 34 | 11 | 22 | 32/32 | 33/42 | 0 | 229 | |
| Conv.: Haynes, Williams | mever | TEAM | 2.6 | 0 | 0 | 0 | 339 | |

SAINTS 1995 STATISTICS

| | | | |
|---------------|---|----------|---------------------------|
| WON 7, LOST 9 | | | |
| 9/3 | L | 22-24 | San Francisco 66,627 |
| 9/10 | L | 13-17 | at St. Louis 59,335 |
| 9/17 | L | 24-27 OT | Atlanta 57,442 |
| 9/24 | L | 29-45 | at New York Giants 72,619 |
| 10/1 | L | 10-15 | Philadelphia 43,938 |
| 10/15 | W | 33-30 | Miami 55,628 |
| 10/22 | L | 3-20 | at Carolina 55,484 |
| 10/29 | W | 11-7 | at San Francisco 66,272 |
| 11/5 | W | 19-10 | St. Louis 43,120 |
| 11/12 | W | 17-14 | Indianapolis 44,122 |
| 11/19 | L | 24-43 | at Minnesota 58,108 |
| 11/26 | W | 34-26 | Carolina 39,580 |
| 12/3 | W | 31-17 | at New England 59,876 |
| 12/10 | L | 14-19 | at Atlanta 54,603 |
| 12/16 | L | 23-34 | Green Bay 50,132 |
| 12/25 | W | 12-0 | at New York Jets 28,885 |

| | | |
|---------------------|------|---------|
| TOTAL FIRST DOWNS | N.O. | 294 |
| Rushing | | 75 |
| Passing | | 202 |
| Penalty | | 17 |
| 3rd Down: Made/Att. | | 9/12/15 |
| 3rd Down: Pct. | | 42.3 |
| 4th Down: Made/Att. | | 5/11 |
| 4th Down: Pct. | | 45.5 |
| POSSESSION AVG. | | 28:15 |
| TOTAL NET YARDS | | 5178 |
| Avg. Per Game | | 323.6 |
| Total Plays | | 984 |
| Avg. Per Play | | 5.3 |
| NET YARDS RUSHING | | 1390 |
| Avg. Per Game | | 86.9 |
| Total Rushes | | 383 |
| NET YARDS PASSING | | 3788 |
| Avg. Per Game | | 236.8 |
| Sacked/Yards Lost | | 28/214 |
| Gross Yards | | 4002 |
| Att./Completions | | 573/349 |
| Completion Pct. | | 60.9 |
| Had Intercepted | | 14 |
| PUNTS/AVERAGE | | 74/40.1 |
| NET PUNTING AVG. | | 74/35.6 |
| PENALTIES/YARDS | | 86/688 |
| FUMBLES/BALL LOST | | 19/11 |
| TOUCHDOWNS | | 38 |
| Rushing | | 11 |
| Passing | | 26 |
| Returns | | 1 |

| | SCORE BY PERIODS | | | | | |
|--------|------------------|-----|----|-----|----|------|
| | Q1 | Q2 | Q3 | Q4 | OT | PTS. |
| SAINTS | 61 | 75 | 74 | 109 | 0 | 319 |
| OPP. | 71 | 132 | 81 | 61 | 3 | 348 |

| | SCORING | | | | | | | |
|--------------------------|---------|-----|-----|-----|---------|-------|---|------|
| | TD | -Ru | -Pa | -RT | PAT | FG | S | PTS. |
| Brien LG | 0 | 0 | 0 | 0 | 35/35 | 19/29 | 0 | 92 |
| Brien TM | 0 | 0 | 0 | 0 | 2-6 | 12/17 | 0 | 52 |
| Early | 8 | 0 | 8 | 0 | | | 0 | 48 |
| Rates | 7 | 7 | 0 | 0 | | | 0 | 42 |
| Small | 6 | 1 | 5 | 0 | | | 0 | 36 |
| Lohmiller | 0 | 0 | 0 | 0 | 11/13 | 8/14 | 0 | 35 |
| Walls | 4 | 0 | 4 | 0 | | | 0 | 26 |
| Haynes | 4 | 0 | 4 | 0 | | | 0 | 24 |
| Smith | 3 | 0 | 3 | 0 | | | 0 | 20 |
| Brown | 2 | 1 | 1 | 0 | | | 0 | 12 |
| Zellars | 2 | 2 | 2 | 0 | | | 0 | 12 |
| Lumpkin | 1 | 0 | 0 | 1 | | | 0 | 6 |
| Neal | 1 | 0 | 1 | 0 | | | 0 | 6 |
| TEAM | 38 | 11 | 26 | 1 | 27/29 | 20/31 | 0 | 319 |
| OPP | 38 | 13 | 23 | 2 | 33/33 | 27/35 | 0 | 348 |
| 2 PT Conv.: Smith, Walls | 2-9 | | | | OPP 3-5 | | | |

SACKS: Martin 13.0, Turnbull 7.0, Joe Johnson 5.5, Dixon 4.0, Porter 3.0, Broughton 2.0, Harvey 2.0, McIntosh LG 2.0, Stanley 2.0, Goff 1.5, Fields 1.0, B. Jones 1.0, Legette 1.0, Tubbs 1.0.

| | |
|-----------|------|
| SAINTS | 44.0 |
| OPPONENTS | 28.0 |

Brien, S.F.-N.O.: (33N, 28G) (27G, 44N, 45G) () (47N, 23G, 40N) (22G, 46G) (51G, 48N) (35G, 26G, 47G, 42G) (25G) (40N, 30G) (45G, 39G, 36N) (24G) () (44N, 43G) (32G, 53N, 34N, 23G) **Brien, N.O.:** () () () () () (35G, 26G, 47G, 42G) (25G) (40N, 30G) (45G, 39G, 36N) (24G) () (44N, 43G) (32G, 53N, 34N, 23G) **Lohmiller:** (33G, 35N, 34G) (21G) (20G) (34G, 47N, 52N, 29N) (29G) (20G, 43N, 28N) (35G, 26G, 47G, 42G) (25G) (40N, 30G) (45G, 39G, 36N) (24G) () (44N, 43G) (32G, 53N, 34N, 23G) **Opponents:** (33N, 28G) (31G, 47N) (19G, 35G, 46G) (21G) (51G) (20G, 43G, 36G, 37G, 42G) (54N, 20G) (45G, 37G) (37B) (32G, 52N) (45B, 41N) (37G, 20G) (22G) (39G, 43N) (25G, 51G, 35G, 45G) (47G, 20G)

| PASSING | Att. | Cmp | Yds | Cmp% |
|------------|------|-----|------|-------|
| Everett | 567 | 345 | 3970 | 60.8 |
| Hodson | 5 | 3 | 14 | 60.0 |
| Wilmsmeyer | 1 | 1 | 18 | 100.0 |
| Small | 0 | 0 | 0 | --- |
| TEAM | 573 | 349 | 4002 | 60.9 |
| OPPONENTS | 543 | 329 | 3998 | 60.6 |

| | No. | Yds. | Avg. | Long | TD |
|--------------|-----|------|------|------|----|
| Bates..... | 244 | 951 | 3.9 | 66† | 7 |
| Zellers..... | 50 | 162 | 3.2 | 11 | 2 |
| Brown..... | 49 | 159 | 3.2 | 35† | 1 |
| Small..... | 6 | 75 | 12.5 | 44† | 1 |
| Everett..... | 24 | 42 | 1.8 | 3 | 0 |
| Neal..... | 5 | 3 | 0.6 | 3 | 0 |
| Ned..... | 3 | 1 | 0.3 | 5 | 0 |
| Early..... | 2 | 3 | -1.5 | 9 | 0 |
| TEAM..... | 383 | 1390 | 3.6 | 66† | 11 |
| OPP..... | 469 | 1838 | 3.9 | 51 | 13 |

| | | RECEIVING | | | |
|---------|-----|-----------|------|------|----|
| | No. | Yds. | Avg. | Long | TD |
| Early | 81 | 1087 | 13.4 | 70† | 8 |
| Walls | 57 | 694 | 12.2 | 29 | 2 |
| Smith | 45 | 466 | 10.4 | 43 | 3 |
| Haynes | 41 | 597 | 14.6 | 48 | 4 |
| Small | 38 | 461 | 12.1 | 32† | 5 |
| Brown | 35 | 266 | 7.6 | 19 | 1 |
| Bates | 18 | 114 | 6.3 | 26 | 0 |
| Neal | 12 | 123 | 10.3 | 69† | 1 |
| Zellers | 7 | 33 | 4.7 | 9 | 0 |
| DeRamus | 6 | 76 | 12.7 | 27 | 0 |
| Rhem | 4 | 50 | 12.5 | 20 | 0 |
| Ned | 3 | 9 | 3.0 | 9 | 0 |
| Newman | 1 | 18 | 18.0 | 18 | 0 |
| Botkin | 1 | 8 | 8.0 | 8 | 0 |
| TEAM | 349 | 4002 | 11.5 | 70† | 26 |
| OPP | 329 | 3998 | 12.2 | 70† | 23 |

| INTERCEPTIONS | | | | |
|----------------|-----|------|------|------|
| | No. | Yds. | Avg. | Long |
| Spencer..... | 4 | 11 | 2.8 | 8 |
| Allen..... | 2 | 28 | 14.0 | 28 |
| Hughes..... | 2 | 19 | 9.5 | 19 |
| Dixon..... | 2 | 17 | 8.5 | 11 |
| Pahuka..... | 2 | 12 | 6.0 | 12 |
| Lumpkin..... | 1 | 47 | 47.0 | 47 |
| Leggett..... | 1 | 43 | 43.0 | 43 |
| Martin..... | 1 | 12 | 12.0 | 12 |
| Tubbs..... | 1 | 6 | 6.0 | 6 |
| McCleskey..... | 1 | 0 | 0.0 | 0 |
| TEAM..... | 17 | 195 | 11.5 | 47 |
| OPP..... | 14 | 273 | 19.5 | 80 |

| KICKOFF RETURNS | | | | | |
|-----------------|-----|------|------|------|----|
| | No. | Yds. | Avg. | Long | TD |
| Hughes | 66 | 1617 | 24.5 | 83 | 0 |
| Neal | 2 | 28 | 14.0 | 16 | 0 |
| Ned | 2 | 33 | 16.5 | 19 | 0 |
| McCleskey | 1 | 0 | 0.0 | 0 | 0 |
| Smith | 1 | 6 | 6.0 | 6 | 0 |
| Walls | 1 | 6 | 6.0 | 6 | 0 |
| TEAM | 73 | 1690 | 23.2 | 83 | 0 |
| OPP | 68 | 1348 | 19.8 | 62 | 0 |

| | Ret | FC | Yds | Avg | Long | TD |
|---------------|-----|----|-----|-----|------|----|
| Hughes | 28 | 22 | 262 | 9.4 | 74 | 0 |
| Legette | 1 | 0 | 6 | 6.0 | 6 | 0 |
| Buck | 0 | 1 | 0 | --- | --- | 0 |
| TEAM | 29 | 23 | 268 | 9.2 | 74 | 0 |
| OPP | 36 | 22 | 233 | 6.5 | 33 | 0 |

| | PUNTING | | | | | | |
|------------|---------|------|------|------|----|----|----|
| | No. | Yds | Avg | Net | TB | In | Lg |
| Wilmsmeyer | 73 | 2965 | 40.6 | 35.6 | 5 | 21 | 53 |
| TEAM | 73 | 2965 | 40.6 | 35.6 | 5 | 21 | 53 |
| OPP. | 66 | 2756 | 41.8 | 35.6 | 7 | 24 | 61 |

| | 1-19 | 20-29 | 30-39 | 40-49 | 50+ |
|-----------------|------|-------|-------|-------|-----|
| Brien LG | 0/0 | 8/8 | 4/7 | 6/12 | 1/2 |
| Brien TM | 0/0 | 4/4 | 4/6 | 4/6 | 0/1 |
| Lohmiller | 0/0 | 4/6 | 3/4 | 0/2 | 1/2 |
| TEAM | 0/0 | 8/10 | 7/10 | 4/8 | 1/3 |
| OPP | 2/2 | 8/8 | 8/10 | 5/9 | 4/6 |

| WON 7, LOST 9 | | | |
|---------------|---|-------|------------------------|
| 9/4 | L | 17-30 | Kansas City |
| 9/11 | L | 24-38 | Washington |
| 9/18 | W | 9-7 | at Tampa Bay |
| 9/25 | L | 13-24 | at San Francisco |
| 10/2 | W | 27-22 | New York Giants |
| 10/9 | L | 7-17 | at Chicago |
| 10/16 | L | 22-36 | San Diego |
| 10/23 | W | 37-34 | L.A. Rams |
| 11/6 | L | 20-21 | at Minnesota |
| 11/13 | W | 33-32 | Atlanta |
| 11/20 | L | 19-24 | at Los Angeles Raiders |
| 11/28 | L | 14-35 | San Francisco |
| 12/4 | W | 31-15 | at Atlanta |
| 12/11 | W | 29-20 | at L.A. Rams |
| 12/19 | L | 16-24 | Dallas |
| 12/24 | W | 30-28 | at Denver |
| | | | 69,362 |
| | | | 58,049 |
| | | | 45,522 |
| | | | 63,971 |
| | | | 55,076 |
| | | | 63,822 |
| | | | 50,565 |
| | | | 57,564 |
| | | | 60,313 |
| | | | 41,722 |
| | | | 61,304 |
| | | | 34,960 |
| | | | 61,307 |
| | | | 67,323 |
| | | | 64,445 |

| TOTAL FIRST DOWNS | N.O. | OPP. |
|---------------------|---------|---------|
| Rushing | 308 | 337 |
| Passing | 78 | 106 |
| Penalty | 203 | 208 |
| 3rd Down: Made/Att. | 27 | 23 |
| 3rd Down: Pct. | 71/99 | 91/120 |
| 4th Down: Made/Att. | 35.7 | 43.3 |
| 4th Down: Pct. | 8/16 | 11/19 |
| POSSESSION AVG. | 50.0 | 57.9 |
| TOTAL NET YARDS | 29.04 | 30.56 |
| Avg. Per Game | 5182 | 5569 |
| Total Plays | 323.9 | 348.1 |
| Avg. Per Play | 966 | 1053 |
| NET YARDS RUSHING | 5.4 | 5.3 |
| Avg. Per Game | 1336 | 1758 |
| Total Rushes | 83.5 | 109.8 |
| NET YARDS PASSING | 373 | 458 |
| Avg. Per Game | 3846 | 3811 |
| Sacked/Yards Lost | 240.4 | 238.2 |
| Gross Yards | 24/181 | 36/196 |
| Att./Completions | 4027 | 4007 |
| Completion Pct. | 569/366 | 559/353 |
| Had Intercepted | 64.3 | 63.1 |
| INTS/AVERAGE | 18 | 17 |
| INT PUNTING AVG. | 67/43.6 | 60/42.6 |
| INTABLES/YARDS | 67/33.5 | 60/37.4 |
| UMBLES/BALL LOST | 88/678 | 105/922 |
| UCHDOWNS | 22/14 | 28/14 |
| Rushing | 38 | 45 |
| Passing | 11 | 10 |
| Returns | 22 | 28 |

| SCORE BY PERIODS | | | | | |
|------------------|-----|----|----|----|------|
| Q1 | Q2 | Q3 | Q4 | OT | PTS. |
| 42 | 132 | 77 | 97 | 0 | 348 |

| | 02 | 120 | 83 | 122 | 0 | 407 | | |
|---------------------------------------|---------|-----|-------|-------|-------|-------|-----|------|
| | SCORING | | | | | | | |
| | TD | -Ru | -Pa | -RT | PAT | FG | S | PTS. |
| Person..... | 0 | 0 | 0 | 0 | 32/32 | 28/39 | 0 | 116 |
| ail.....5 | 6 | 0 | 0 | 0 | | | 0 | 36 |
| nes.....5 | 0 | 5 | 0 | 0 | | | 0 | 32 |
| s.....4 | 0 | 5 | 0 | 0 | | | 0 | 30 |
| in.....4 | 0 | 4 | 0 | 0 | | | 0 | 26 |
| f.....4 | 3 | 1 | 0 | 0 | | | 0 | 24 |
| nes.....4 | 0 | 4 | 0 | 0 | | | 0 | 24 |
| n.....3 | 0 | 0 | 4 | 0 | | | 0 | 24 |
| er.....3 | 0 | 3 | 0 | 0 | | | 0 | 18 |
| lams.....1 | 1 | 0 | 0 | 0 | | | 0 | 6 |
| m.....1 | 1 | 0 | 0 | 0 | | | 0 | 6 |
|38 | 11 | 22 | 5 | 32/32 | 28/39 | 0 | 348 | |
|10 | 28 | 7 | 41/41 | 30/37 | 0 | 407 | | |
| Conv: Small, Walls, TEAM 2-6, OPP 3-4 | | | | | | | | |

KS: Conner 10.5, Martin 10.0, Turnbull 6.5, Warren 4.0, J. Johnson
 Buck 1.0, Legette 1.0, Mills 1.0, Tubbs 1.0

| | |
|------------|------|
| COMPONENTS | 36.0 |
| | 24.0 |

TEAM 0/0 8/9 11/14 8/10 0/6
OPP 0/0 8/10 12/13 9/11 1/3

sen: (48G, 52N) (29G, 53N) (43G, 31G, 43G) (22G, 26G, 50N) (29G, 32G) (50B, 36N) (54N, 38N) (21G, 40G, 37G) (44G, 26G) (34G, 39G)
() (46G, 45G, 33G, 31G, 34G, 35G) (40N, 21G, 32G, 29G) (26G, 44B, 32B, 37G, 40G) **OPPOSITES:** (24G, 28N, 22G, 27G) (31G) (54N)
(55N) (41G, 32G, 48B, 35G) (46G, 36N) (49G, 31G, 29G, 29G, 28G) (47G, 32G) () (23G, 33G, 30G, 31G, 48G, 30G) (46B, 51G) (40G)
() (42G, 21G) (30G, 20B) (32G, 30G)

| IG | Att. | Cmp | Yds | Cmp% | Yds/A |
|-------------|------|-----|------|------|-------|
| on | 540 | 346 | 3855 | 64.1 | 7.1 |
| rdt | 28 | 20 | 172 | 71.4 | 6.1 |
| | 1 | 0 | 0 | 0.0 | 0.0 |
| IENTS | 569 | 366 | 4027 | 64.3 | 7.0 |

SAINTS 1994 STATISTICS

| | | RUSHING | | | |
|-----------------|-----|---------|------|------|----|
| | No. | Yds. | Avg. | Long | T |
| Bates | 151 | 579 | 3.8 | 40 | |
| Brown | 146 | 483 | 3.3 | 16 | |
| Neal | 30 | 90 | 3.0 | 12 | |
| Haynes | 4 | 43 | 10.8 | 15 | |
| Ned | 11 | 36 | 3.3 | 15 | |
| Everett | 15 | 35 | 2.3 | 14 | |
| Barnhardt | 1 | 21 | 21.0 | 21 | |
| W. Wilson | 7 | 15 | 2.1 | 9 | |
| Early | 2 | 10 | 5.0 | 8 | |
| Dunbar | 3 | 9 | 3.0 | 3 | |
| Hughes | 2 | 6 | 3.0 | 7 | |
| Muster | 1 | 3 | 3.0 | 3† | |
| TEAM | 373 | 1336 | 3.6 | 40 | 11 |
| OPP | 458 | 1758 | 3.8 | 25† | 10 |

| RECEIVING | | | | | |
|-------------|-----|------|------|------|----|
| | No. | Yds. | Avg. | Long | TD |
| Early | 82 | 894 | 10.9 | 33 | 4 |
| Haynes | 77 | 985 | 12.8 | 781 | 5 |
| Small | 49 | 719 | 14.7 | 751 | 5 |
| Brown | 44 | 428 | 9.7 | 37 | 1 |
| Smith | 41 | 330 | 8.0 | 19 | 3 |
| Walls | 38 | 406 | 10.7 | 31 | 4 |
| Ned | 13 | 86 | 6.6 | 19 | 0 |
| Mustel | 10 | 88 | 8.8 | 21 | 0 |
| Bates | 8 | 62 | 7.8 | 14 | 0 |
| Neal | 2 | 9 | 4.5 | 5 | 0 |
| Mitchell | 1 | 13 | 13.0 | 13 | 0 |
| W. Williams | 1 | 7 | 7.0 | 7 | 0 |
| TEAM | 366 | 4027 | 11.0 | 781 | 22 |
| OPP | 353 | 4007 | | | |

| INTERCEPTIONS | | | | | |
|---------------|-----|------|------|--------|----|
| | No. | Yds. | Avg. | Long | TD |
| Clark LG | 5 | 149 | 29.8 | 74 | 0 |
| Clark TM | 1 | 30 | 30.0 | 30 | 0 |
| Spencer | 5 | 24 | 4.8 | 11 | 0 |
| J. Williams | 2 | 42 | 21.0 | 33 1/2 | 1 |
| Hughes | 2 | 31 | 15.5 | 31 | 0 |
| Lee | 2 | 3 | 1.5 | 3 | 0 |
| Conner | 1 | 56 | 56.0 | 56 | 0 |
| Mills | 1 | 10 | 10.0 | 10 | 0 |
| Lumpkin | 1 | 1 | 1.0 | 1 | 0 |
| Buck | 1 | 0 | 0.0 | 0 | 0 |
| Tubbs | 1 | 0 | 0.0 | 0 | 0 |
| TEAM | 17 | 397 | 11.6 | 56 | 1 |
| OPP. | 18 | 386 | 21.5 | | |

| KICKOFF RETURNS | | | | | |
|-----------------|-----|------|------|------|----|
| | No. | Yds. | Avg. | Long | TD |
| Hughes | 63 | 1556 | 24.7 | 98t | 2 |
| Wed | 7 | 77 | 11.0 | 30 | 0 |
| Mitchell | 6 | 129 | 21.5 | 30 | 0 |
| Smith | 2 | 10 | 5.0 | 10 | 0 |
| Kates | 1 | 20 | 20.0 | 20 | 0 |
| Brown | 1 | 3 | 3.0 | 3 | 0 |
| Burbar | 1 | 28 | 28.0 | 28 | 0 |
| Neal | 1 | 17 | 17.0 | 17 | 0 |
| EAM | 82 | 1840 | 24.4 | 98t | 2 |
| PP | 63 | 1493 | 23.7 | 86 | 0 |

| | Ret | FC | Yds | Avg | Long | TD |
|---------|-----|----|-----|-----|------|----|
| ughes | 21 | 8 | 143 | 6.8 | 35 | 0 |
| itchell | 3 | 2 | 9 | 3.0 | 5 | 0 |
| gette | 1 | 0 | 0 | 0.0 | 0 | 0 |
| TEAM | 25 | 10 | 152 | 6.1 | 35 | 0 |

| P. | No. | Yds | Avg | Net | TB | In | Lg | B |
|----------|-----|------|------|------|----|----|----|---|
| Arnhardt | 67 | 2920 | 43.6 | 33.5 | 9 | 14 | 57 | 0 |
| AM | 67 | 2920 | 43.6 | 33.5 | 9 | 14 | 57 | 0 |
| P. | 60 | 2558 | 42.6 | 37.4 | 8 | 22 | 63 | 0 |

| | 1-19 | 20-29 | 30-39 | 40-49 | 50+ |
|---------------|------|-------|-------|-------|-----|
| Djersen | 0/0 | 9/9 | 11/14 | 8/10 | 0/6 |

| | | | | | | |
|---|-------|-----|------|-------|------|-----|
| M | | 0/0 | 9/9 | 11/14 | 8/10 | 0/6 |
| P | | 0/0 | 8/10 | 12/13 | 9/11 | 1/3 |

g) (50B, 36N) (21G, 40G, 37G) (44G, 28G) (34G, 39G) (36G, 37G, 40G) **OPPONENTS:** (24G, 26N, 22G, 27G) (31G) (54N) (32G) () (23G, 33G, 30G, 31G, 48G, 30G) (46B, 51G, 40G,

SAINTS 1993 STATISTICS

WON 8, LOST 8

| | | | |
|---------|-------|------------------|--------|
| 9/5 W | 33-21 | Houston | 69,029 |
| 9/12 W | 34-31 | at Atlanta | 64,287 |
| 9/19 W | 14-3 | Detroit | 69,039 |
| 9/26 W | 16-13 | San Francisco | 69,041 |
| 10/3 W | 37-6 | at L.A. Rams | 50,709 |
| 10/17 L | 14-37 | at Pittsburgh | 56,056 |
| 10/24 L | 15-26 | Atlanta | 69,043 |
| 10/31 W | 20-17 | at Phoenix | 36,778 |
| 11/14 L | 17-19 | Green Bay | 69,043 |
| 11/22 L | 7-42 | at San Francisco | 66,500 |
| 11/28 W | 17-14 | at Minnesota | 53,030 |
| 12/5 L | 13-17 | at Cleveland | 60,388 |
| 12/12 L | 20-23 | L.A. Rams | 69,033 |
| 12/20 L | 14-24 | New York Giants | 69,036 |
| 12/26 L | 26-37 | at Philadelphia | 50,085 |
| 1/2 W | 20-13 | Cincinnati | 58,036 |

| | N.O. | OPP. |
|---------------------|---------|---------|
| TOTAL FIRST DOWNS | 264 | 273 |
| Rushing | 94 | 116 |
| Passing | 158 | 145 |
| Penalty | 12 | 12 |
| 3rd Down: Made/Att. | 75/197 | 71/209 |
| 3rd Down: Pct. | 35.5 | 40.5 |
| 4th Down: Made/Att. | 7/11 | 9/16 |
| 4th Down: Pct. | 63.6 | 56.3 |
| POSSESSION AVG. | 28:31 | 31:29 |
| TOTAL NET YARDS | 4,707 | 4,696 |
| Avg. Per Game | 294.2 | 293.5 |
| Total Plays | 935 | 1008 |
| Avg. Per Play | 5.0 | 4.7 |
| NET YARDS RUSHING | 1,766 | 2,090 |
| Avg. Per Game | 110.4 | 130.6 |
| Total Rushes | 414 | 513 |
| NET YARDS PASSING | 2,941 | 2,606 |
| Avg. Per Game | 183.8 | 162.9 |
| Sacked/Yards Lost | 40/242 | 51/318 |
| Gross Yards | 3,183 | 2,924 |
| Att./Completions | 481/274 | 444/259 |
| Completion Pct. | 57.0 | 58.3 |
| Had Intercepted | 21 | 10 |
| PUNTS/AVERAGE | 77/43.6 | 80/42.3 |
| NET PUNTING AVG. | 77/37.5 | 80/34.8 |
| PENALTIES/YARDS | 81/663 | 86/590 |
| FUMBLES/BALL LOST | 24/13 | 30/20 |
| TOUCHDOWNS | 33 | 39 |
| Rushing | 10 | 7 |
| Passing | 18 | 22 |
| Returns | 5 | 10 |

| | Q1 | Q2 | Q3 | Q4 | OT | PTS. |
|--------|----|-----|----|-----|----|------|
| SAINTS | 66 | 80 | 60 | 111 | 0 | 317 |
| OPP. | 78 | 106 | 72 | 87 | 0 | 343 |

| | TD | Ru | Pa | RT | PAT | FG | S | PTS. |
|-----------|----|----|----|----|-------|-------|---|------|
| Andersen | 0 | 0 | 0 | 0 | 33/33 | 28/35 | 0 | 117 |
| Early | 6 | 0 | 6 | 0 | 0 | 0 | 0 | 36 |
| Brown | 3 | 2 | 1 | 0 | 0 | 0 | 0 | 18 |
| Hilliard | 3 | 2 | 1 | 0 | 0 | 0 | 0 | 18 |
| Hughes | 3 | 0 | 0 | 3 | 0 | 0 | 0 | 18 |
| E. Martin | 3 | 0 | 0 | 0 | 0 | 0 | 0 | 18 |
| Muster | 3 | 3 | 0 | 0 | 0 | 0 | 0 | 18 |
| Smith | 2 | 0 | 2 | 0 | 0 | 0 | 0 | 12 |
| Brenner | 1 | 0 | 1 | 0 | 0 | 0 | 0 | 6 |
| Dowdell | 1 | 0 | 1 | 0 | 0 | 0 | 0 | 6 |
| McAfee | 1 | 0 | 0 | 1 | 0 | 0 | 0 | 6 |
| Mills | 1 | 0 | 0 | 1 | 0 | 0 | 0 | 6 |
| Neal | 1 | 1 | 0 | 0 | 0 | 0 | 0 | 6 |
| Ned | 1 | 1 | 0 | 0 | 0 | 0 | 0 | 6 |
| Newman | 1 | 0 | 1 | 0 | 0 | 0 | 0 | 6 |
| Small | 1 | 0 | 1 | 0 | 0 | 0 | 0 | 6 |
| Turner | 1 | 0 | 1 | 0 | 0 | 0 | 0 | 6 |
| Warren | 1 | 0 | 0 | 1 | 0 | 0 | 0 | 6 |
| Stowers | 0 | 0 | 0 | 0 | 0 | 1 | 2 | 0 |
| TEAM | 33 | 10 | 18 | 5 | 33/33 | 28/35 | 1 | 317 |
| OPP. | 39 | 7 | 22 | 10 | 35/39 | 24/30 | 1 | 343 |

SACKS: Turnbull 13.0, Jackson 11.5, Johnson 5.0, W. Martin 5.0, V. Buck 3.0, Miller 2.5, Goff 2.0, Mills 2.0, Williams 2.0, Atkins 1.0, Cook 1.0, Jones 1.0, Smeenge 1.0, Warren 1.0

SAINTS51.0
OPPONENTS40.0

Andersen: (28G, 37G, 18G, 47G) (27G, 42N, 50N, 44G) () (33G, 53N, 39G, 49G) (48G, 25G, 43G, 41N) () (40G, 27G) (48G, 38G) (53N, 27G) () (41N, 24G) (41G, 27G) (18G, 32G) () (41G, 56G, 35G, 37G) (54N, 49G, 49G) OPPONENTS: (50N) (20G) (41G) (34G, 30G) (53G, 37G) (40G, 22G, 29G) (19G, 32G, 38G, 30G) (28G, 49N) (38G, 21G, 44G, 36G) (51N, 28N) (53N, 51N) (43G) (22G) (22G) (46G, 32G, 31G)

| PASSING | Att. | Cmp | Yds | Cmp% | Yds/Att | TD | TD% | Int | Int% | Long | Sack/Lost | Rating |
|-----------|------|-----|------|-------|---------|----|-----|-----|------|------|-----------|--------|
| Wilson | 388 | 221 | 2457 | 57.0 | 6.33 | 12 | 3.1 | 15 | 3.9 | 42t | 37/225 | 70.1 |
| M. Buck | 54 | 32 | 448 | 59.3 | 8.30 | 4 | 7.4 | 3 | 5.6 | 63t | 3/17 | 87.6 |
| Walsh | 38 | 20 | 271 | 52.6 | 7.13 | 2 | 5.3 | 3 | 7.9 | 54t | 0/0 | 60.3 |
| Barnhardt | 1 | 1 | 7 | 100.0 | 7.00 | 0 | 0.0 | 0 | 0.0 | 7 | 0/0 | 95.8 |
| TEAM | 481 | 274 | 3183 | 57.0 | 6.62 | 18 | 3.7 | 21 | 4.4 | 83t | 40/242 | 71.4 |
| OPPONENTS | 444 | 259 | 2924 | 58.3 | 6.59 | 22 | 5.0 | 10 | 2.3 | 98t | 51/318 | 85.3 |

| | No. | Yds. | Avg. | Long | TD |
|-----------|-----|------|------|------|----|
| Brown | 180 | 705 | 3.9 | 60 | 2 |
| Wilson | 31 | 230 | 7.4 | 44 | 0 |
| Muster | 64 | 214 | 3.3 | 18 | 3 |
| Neal | 21 | 175 | 8.3 | 74 | 1 |
| Hilliard | 50 | 165 | 3.3 | 16 | 2 |
| McAfee | 51 | 180 | 3.1 | 27 | 1 |
| Ned | 9 | 71 | 7.9 | 35 | 1 |
| Early | 2 | 32 | 16.0 | 26 | 0 |
| Barnhardt | 1 | 18 | 18.0 | 18 | 0 |
| M. Buck | 1 | 0 | 0.0 | 0 | 0 |
| Walsh | 4 | -4 | -1.0 | -1 | 0 |
| TEAM | 414 | 1766 | 4.3 | 74 | 10 |
| OPP. | 513 | 2090 | 4.1 | 71 | 7 |

| | No. | Yds. | Avg. | Long | TD |
|-----------|-----|------|------|------|----|
| E. Martin | 66 | 950 | 14.4 | 54 | 3 |
| Early | 45 | 670 | 14.9 | 63 | 6 |
| Hilliard | 40 | 296 | 7.4 | 34 | 1 |
| Muster | 23 | 195 | 8.5 | 31 | 0 |
| Brown | 21 | 170 | 8.1 | 19 | 1 |
| Smith | 16 | 180 | 11.3 | 23 | 2 |
| Small | 16 | 164 | 10.3 | 17 | 1 |
| Turner | 12 | 163 | 13.6 | 52 | 1 |
| Brenner | 11 | 171 | 15.5 | 27 | 1 |
| Ned | 9 | 54 | 6.0 | 14 | 0 |
| Newman | 8 | 121 | 15.1 | 32 | 1 |
| Dowdell | 6 | 46 | 7.7 | 11 | 1 |
| McAfee | 1 | 3 | 3.0 | 3 | 0 |
| TEAM | 274 | 3183 | 11.6 | 63 | 18 |
| OPP. | 259 | 2924 | 11.3 | 98 | 22 |

| | No. | Yds. | Avg. | Long | TD |
|----------|-----|------|------|------|----|
| Atkins | 3 | 59 | 19.7 | 37 | 0 |
| Taylor | 2 | 32 | 16.0 | 30 | 0 |
| V. Buck | 2 | 28 | 14.0 | 28 | 0 |
| Jones | 1 | 12 | 12.0 | 12 | 0 |
| Turnbull | 1 | 2 | 2.0 | 2 | 0 |
| Cook | 1 | 0 | 0.0 | 0 | 0 |
| TEAM | 10 | 133 | 13.3 | 37 | 0 |
| OPP. | 21 | 444 | 21.1 | 67 | 6 |

| | No. | Yds. | Avg. | Long | TD |
|----------|-----|------|------|------|----|
| Hughes | 30 | 753 | 25.1 | 95 | 1 |
| McAfee | 28 | 580 | 20.7 | 55 | 0 |
| Brown | 3 | 58 | 19.3 | 23 | 0 |
| Hilliard | 1 | 17 | 17.0 | 17 | 0 |
| Dowdell | 0 | 52 | --- | 52 | 0 |
| TEAM | 462 | 1460 | 23.5 | 95 | 1 |
| OPP. | 40 | 788 | 19.7 | 47 | 0 |

| | Ret | FC | Yds | Avg | Long | TD |
|--------|-----|----|-----|------|------|----|
| Hughes | 37 | 21 | 503 | 13.6 | 83 | 2 |
| Newman | 1 | 0 | 14 | 14.0 | 14 | 0 |
| TEAM | 38 | 21 | 517 | 13.6 | 83 | 2 |
| OPP. | 36 | 18 | 348 | 9.5 | 75 | 1 |

| | No. | Yds | Avg | Net | TB | In | Lg | B |
|-----------|-----|------|------|------|----|----|----|---|
| Barnhardt | 77 | 3356 | 43.6 | 37.5 | 6 | 26 | 58 | 0 |
| TEAM | 77 | 3356 | 43.6 | 37.5 | 6 | 26 | 58 | 0 |
| OPP. | 80 | 3384 | 42.3 | 34.8 | 4 | 20 | 60 | 0 |

| | 1-19 | 20-29 | 30-39 | 40-49 | 50+ |
|----------|------|-------|-------|-------|-----|
| Andersen | 2/2 | 7/7 | 7/7 | 11/14 | 1/5 |
| OPP. | 1/1 | 8/9 | 9/9 | 5/6 | 1/5 |

WON 12, LOST 4

| | | | |
|---------|-------|------------------|--------|
| 9/6 L | 13-15 | at Philadelphia | 63,513 |
| 9/13 W | 28-6 | Chicago | 68,591 |
| 9/20 W | 10-7 | at Atlanta | 67,328 |
| 9/27 L | 10-16 | San Francisco | 68,591 |
| 10/4 W | 13-7 | at Detroit | 66,971 |
| 10/11 W | 13-10 | L.A. Rams | 68,591 |
| 10/18 W | 30-21 | at Phoenix | 27,735 |
| 11/1 W | 23-21 | Tampa Bay | 68,591 |
| 11/8 W | 31-14 | at New England | 45,413 |
| 11/15 L | 20-21 | at San Francisco | 64,895 |
| 11/23 W | 20-3 | Washington | 68,591 |
| 11/29 W | 24-13 | Miami | 68,591 |
| 12/3 W | 22-14 | Atlanta | 47,355 |
| 12/13 W | 37-14 | at L.A. Rams | 68,591 |
| 12/20 L | 16-20 | Buffalo | 45,614 |
| 12/26 W | 20-0 | at New York Jets | |

| | N.O. | OPP. |
|---------------------|---------|---------|
| TOTAL FIRST DOWNS | 267 | 246 |
| Rushing | 92 | 96 |
| Passing | 155 | 146 |
| Penalty | 20 | 14 |
| 3rd Down: Made/Att. | 75/197 | 71/209 |
| 3rd Down: Pct. | 38.1 | 34.0 |
| 4th Down: Made/Att. | 3/8 | 8/18 |
| 4th Down: Pct. | 37.5 | 44.4 |
| POSSESSION AVG. | 31:10 | 28:50 |
| TOTAL NET YARDS | 4,806 | 4,075 |
| Avg. Per Game | 300.4 | 254.7 |
| Total Plays | 895 | 949 |
| Avg. Per Play | 5.4 | 4.3 |
| NET YARDS RUSHING | 1,628 | 1,605 |
| Avg. Per Game | 101.8 | 100.3 |
| Total Rushes | 454 | 381 |
| NET YARDS PASSING | 3,178 | 2,470 |
| Avg. Per Game | 198.6 | 154.4 |
| Sacked/Yards Lost | 15/119 | 57/376 |
| Gross Yards | 3,297 | 2,846 |
| Att./Completions | 428/251 | 511/287 |
| Completion Pct. | 58.9 | 56.2 |
| Had Intercepted | 16 | 18 |
| PUNTS/AVERAGE | 67/44.0 | 89/41.2 |
| NET PUNTING AVG. | 67/37.7 | 89/30.7 |
| PENALTIES/YARDS | 60/567 | 77/729 |
| FUMBLES/BALL LOST | 27/13 | 37/20 |
| TOUCHDOWNS | 35 | 24 |
| Rushing | 10 | 8 |
| Passing | 19 | 13 |
| Returns | 6 | 3 |

| | Q1 | Q2 | Q3 | Q4 | OT | PTS. |
|--------|----|----|----|----|----|------|
| SAINTS | 20 | 86 | 91 | 83 | 0 | 330 |
| OPP. | 26 | 64 | 31 | 81 | 0 | 202 |

| | TD | Ru | Pa | RT | PAT | FG | S | PTS. |
|-----------|----|----|----|----|-------|-------|---|------|
| Andersen | 0 | 0 | 0 | 0 | 33/34 | 29/34 | 0 | 120 |
| Hilliard | 7 | 3 | 4 | 0 | 0 | 0 | 0 | 42 |
| Early | 5 | 0 | 5 | 0 | 0 | 0 | 0 | 30 |
| E. Martin | 5 | 0 | 5 | 0 | 0 | 0 | 0 | 30 |
| Dunbar | 3 | 3 | 0 | 0 | 0 | 0 | 0 | 18 |
| Heyward | 3 | 3 | 0 | 0 | 0 | 0 | 0 | 18 |
| Small | 3 | 0 | 3 | 0 | 0 | 0 | 0 | 18 |
| Carroll | 2 | 0 | 2 | 0 | 0 | 0 | 0 | 12 |
| Goff | 2 | 0 | 2 | 0 | 0 | 0 | 0 | 12 |
| V. Buck | 1 | 0 | 0 | 1 | 0 | 0 | 0 | 6 |
| Cook | 1 | 0 | 0 | 1 | 0 | 0 | 0 | 6 |
| Jones | 1 | 0 | 0 | 1 | 0 | 0 | 0 | 6 |
| McAfee | 1 | 1 | 0 | 0 | 0 | 0 | 0 | 6 |
| Mills | 1 | 0 | 0 | 1 | 0 | 0 | 0 | 6 |
| TEAM | 35 | 10 | 19 | 6 | 33/35 | 29/34 | 0 | 330 |
| OPP. | 24 | 8 | 13 | 3 | 22/24 | 12/17 | 0 | 202 |

SACKS: W. Martin 15.5, Jackson 13.5, Swilling 10.5, Warren 4.0, Wilks 4.0, Mills 3.0, Turnbull 1.5, Cook 1.0, Johnson 1.0, Maxie 1.0, Miller 1.0, V. Buck 0.5, Smeenge 0.5.

SAINTS57.0
OPPONENTS15.0

Andersen: (39G, 31G, 41N) (42N) (47G) (42G, 37N) (47N, 50G, 20G) (26G, 30G) (52G) (39N, 31G, 45G, 50G) (46G) (29G, 42G) (43G, 45G) (26G) (20G, 31G, 24G, 26G, 37G) (21G) (35G, 27G, 42G) (27G, 36G) OPPONENTS: (18G) (39G, 30G, 37N) (41N) (40G, 26G, 42G) () (30G) () () (32N) (34G) (55N, 48G, 34G) () () (25G, 50N, 29G) ()

| PASSING | Att. | Cmp | Yds | Cmp% | Yds/Att | TD | TD% | Int | Int% | Long | Sack/Lost | Rating |
|---------|------|-----|------|------|---------|----|-----|-----|------|------|-----------|--------|
| Hebert | 422 | 249 | 3287 | 59.0 | 7.79 | 19 | 4.5 | 16 | 3.8 | 72 | 15/119 | 82.3 |
| M. Buck | 426 | 251 | 3297 | 58.9 | 7.74 | 19 | 4.5 | 16 | 3.8 | 72 | 15/119 | 82.6 |
| TEAM | 511 | 287 | 2846 | 56.2 | 5.57 | 13 | 2.5 | 18 | 3.5 | 44 | 57/376 | 65.9 |

SAINTS 1992 STATISTICS

| RUSHING | | | | | |
|-----------|-----|------|------|------|----|
| | No. | Yds. | Avg. | Long | TD |
| Dunbar | 154 | 565 | 3.7 | 25 | 3 |
| Hill | 115 | 445 | 3.9 | 22 | 3 |
| Heyward | 104 | 416 | 4.0 | 23 | 3 |
| McAfee | 39 | 114 | 2.9 | 19 | 1 |
| Hebert | 32 | 95 | 3.0 | 18 | 0 |
| Early | 3 | -1 | -3 | 7 | 0 |
| Barnhardt | 4 | -2 | -5 | 12 | 0 |
| M. Buck | 3 | -4 | -1.3 | -1 | 0 |
| TEAM | 454 | 1628 | 3.6 | 25 | 10 |
| OPP | 381 | 1605 | 4.2 | 41 | 8 |
| RECEIVING | | | | | |

SAINTS 1991 STATISTICS

WON 11, LOST 5

| | | | |
|---------|-------|----------------------|--------|
| 9/1 W | 27-24 | Seattle | 66,492 |
| 9/8 W | 17-10 | at Kansas City | 74,816 |
| 9/15 W | 24-7 | L.A. Rams | 68,583 |
| 9/22 W | 26-0 | Minnesota | 68,591 |
| 9/29 W | 27-6 | at Atlanta | 56,556 |
| 10/13 W | 13-6 | at Philadelphia | 64,224 |
| 10/20 W | 23-7 | Tampa Bay | 68,591 |
| 10/27 L | 17-20 | Chicago | 68,591 |
| 11/3 W | 24-17 | at L.A. Rams | 58,713 |
| 11/10 W | 10-3 | San Francisco | 68,591 |
| 11/17 L | 21-24 | at San Diego | 48,420 |
| 11/24 L | 20-23 | OT Atlanta | 68,591 |
| 12/1 L | 24-38 | at San Francisco | 62,082 |
| 12/8 L | 14-23 | at Dallas | 64,530 |
| 12/16 W | 27-0 | Los Angeles Raiders | 68,625 |
| 12/22 W | 27-3 | at Phoenix Cardinals | 30,928 |

| | | |
|---------------------|---------|---------|
| | N.O. | OPP. |
| TOTAL FIRST DOWNS | 267 | 214 |
| Rushing | 93 | 63 |
| Passing | 157 | 139 |
| Penalty | 17 | 12 |
| 3rd Down: Made/Att. | 86/228 | 49/188 |
| 3rd Down: Pct. | 37.7 | 26.1 |
| 4th Down: Made/Att. | 5/10 | 4/13 |
| 4th Down: Pct. | 50.0 | 30.8 |
| POSSESSION AVG. | 33:58 | 26:02 |
| TOTAL NET YARDS | 4968 | 3933 |
| Avg. Per Game | 310.5 | 245.8 |
| Total Plays | 1008 | 875 |
| Avg. Per Play | 4.9 | 4.5 |
| NET YARDS RUSHING | 1709 | 1213 |
| Avg. Per Game | 106.8 | 75.8 |
| Total Rushes | 483 | 334 |
| NET YARDS PASSING | 3259 | 2720 |
| Avg. Per Game | 203.7 | 170.0 |
| Sacked/Yards Lost | 19/160 | 50/337 |
| Gross Yards | 3419 | 3057 |
| Att./Completions | 506/292 | 491/259 |
| Completion Pct. | 57.7 | 52.7 |
| Had Intercepted | 15 | 29 |
| PUNTS/AVERAGE | 87/43.0 | 88/42.3 |
| NET PUNTING AVG. | 35.3 | 37.1 |
| PENALTIES/YARDS | 101/801 | 95/711 |
| FUMBLES/BALL LOST | 24/15 | 34/19 |
| TOUCHDOWNS | 38 | 23 |
| Rushing | 15 | 6 |
| Passing | 20 | 12 |
| Returns | 3 | 5 |

SCORE BY PERIODS

| | | | | | | |
|--------|----|-----|----|----|----|------|
| | Q1 | Q2 | Q3 | Q4 | OT | PTS. |
| SAINTS | 61 | 120 | 75 | 85 | 0 | 341 |
| OPP. | 23 | 59 | 54 | 72 | 3 | 211 |

SCORING

| | | | | | | | | |
|-----------|----|----|----|----|-------|-------|---|------|
| | TD | Ru | Pa | RT | PAT | FG | S | PTS. |
| Andersen | 0 | 0 | 0 | 0 | 38/38 | 25/32 | 0 | 113 |
| Turner | 8 | 0 | 8 | 0 | 0 | 0 | 0 | 48 |
| Fenerty | 5 | 3 | 2 | 0 | 0 | 0 | 0 | 30 |
| Heyward | 5 | 4 | 1 | 0 | 0 | 0 | 0 | 30 |
| Hilliard | 5 | 4 | 1 | 0 | 0 | 0 | 0 | 30 |
| E. Martin | 4 | 0 | 4 | 0 | 0 | 0 | 0 | 24 |
| Jordan | 3 | 2 | 1 | 0 | 0 | 0 | 0 | 18 |
| Early | 2 | 0 | 2 | 0 | 0 | 0 | 0 | 12 |
| McAfee | 2 | 2 | 0 | 0 | 0 | 0 | 0 | 12 |
| Carroll | 1 | 0 | 1 | 0 | 0 | 0 | 0 | 6 |
| Maxie | 1 | 0 | 0 | 1 | 0 | 0 | 0 | 6 |
| Swilling | 1 | 0 | 0 | 1 | 0 | 0 | 0 | 6 |
| Warren | 1 | 0 | 0 | 1 | 0 | 0 | 0 | 6 |
| TEAM | 38 | 15 | 20 | 3 | 38/38 | 25/32 | 0 | 341 |
| OPP. | 23 | 6 | 12 | 5 | 22/23 | 17/21 | 0 | 211 |

SACKS: Swilling 17.0, Jackson 11.5, Warren 7.0, W. Martin 3.5, Atkins 3.0, Goff 2.0, Wilks 2.0, Miller 1.0, Mills 1.0, Turnbull 1.0, J. Williams 1.0, Florence Clev.-N.O. 0.5.

| | |
|-----------|------|
| SAINTS | 50.0 |
| OPPONENTS | 19.0 |

Andersen: (47G, 31G) (40G) (42G) (34G, 30G, 38G, 26G) (23G, 31G) (36G, 43N, 26G) (32G, 28G, 48G, 40N) (60G) (45G, 37N) (21G) (39N) (39G, 31G, 55N) (52G) (54N) (37G, 41N, 42G) (27G, 39G) **OPPONENTS:** (37G, 37N) (23G) () () () (48G, 41G) () (34G, 48G, 51N) (31G) (32G, 44N) (19G) (25G, 27G, 50G) (42G) (50G, 41G, 40G) (52N) (38G)

| | | | | | | | | | | | | |
|-----------|------|-----|------|-------|---------|----|-----|-----|------|------|-----------|--------|
| | Att. | Cmp | Yds | Cmp% | Yds/Att | TD | TD% | Int | Int% | Long | Sack/Lost | Rating |
| Hebert | 248 | 149 | 1676 | 60.1 | 6.76 | 9 | 3.6 | 8 | 3.2 | 65t | 16/134 | 79.0 |
| McAfee | 255 | 141 | 1638 | 55.3 | 6.42 | 11 | 4.3 | 6 | 2.4 | 41 | 3/26 | 79.5 |
| W. Bush | 2 | 1 | 61 | 50.0 | 30.5 | 0 | 0.0 | 1 | 50.0 | 61 | 0/0 | 56.3 |
| Heyward | 2 | 1 | 44 | 100.0 | 44.0 | 0 | 0.0 | 0 | 0.0 | 44 | 0/0 | 118.8 |
| TEAM | 506 | 292 | 3419 | 57.7 | 6.76 | 20 | 4.0 | 15 | 3.0 | 65t | 19/160 | 79.2 |
| OPPONENTS | 491 | 259 | 3057 | 52.7 | 6.23 | 12 | 2.4 | 29 | 5.9 | 80t | 50/337 | 55.5 |

| | | | | | |
|-----------|-----|------|------|------|----|
| | No. | Yds. | Avg. | Long | TD |
| McAfee | 109 | 494 | 4.5 | 34 | 2 |
| Fenerty | 139 | 477 | 3.4 | 54 | 3 |
| Heyward | 76 | 260 | 3.4 | 15 | 4 |
| Hilliard | 79 | 252 | 3.2 | 65t | 4 |
| Jordan | 47 | 150 | 3.2 | 25 | 2 |
| Hebert | 18 | 56 | 3.1 | 16 | 0 |
| Early | 3 | 13 | 4.3 | 6 | 0 |
| Morse | 3 | 7 | 2.3 | 8 | 0 |
| Barnhardt | 1 | 0 | 0.0 | 0 | 0 |
| Walsh | 8 | 0 | 0.0 | 3 | 0 |
| TEAM | 483 | 1709 | 3.5 | 65t | 15 |
| OPP. | 334 | 1213 | 3.6 | 33 | 6 |

RECEIVING

| | | | | | |
|------------|-----|------|------|------|----|
| | No. | Yds. | Avg. | Long | TD |
| E. Martin | 66 | 803 | 12.2 | 30 | 4 |
| Turner | 64 | 927 | 14.5 | 65t | 8 |
| Early | 32 | 541 | 16.9 | 52 | 2 |
| Fenerty | 26 | 235 | 9.0 | 50t | 2 |
| Tice | 22 | 230 | 10.5 | 22 | 0 |
| Hilliard | 21 | 127 | 6.0 | 14t | 1 |
| Carroll | 18 | 184 | 10.2 | 31t | 1 |
| Brenner | 16 | 179 | 11.2 | 21 | 0 |
| Jordan | 15 | 92 | 6.1 | 19 | 1 |
| Heyward | 4 | 34 | 8.5 | 22t | 1 |
| Newman | 3 | 33 | 11.0 | 14 | 0 |
| Scales | 3 | 23 | 7.7 | 14 | 0 |
| McAfee | 1 | 8 | 8.0 | 8 | 0 |
| Wainwright | 1 | 3 | 3.0 | 3 | 0 |
| TEAM | 292 | 3419 | 11.7 | 65t | 20 |
| OPP. | 259 | 3057 | 11.8 | 80t | 12 |

INTERCEPTIONS

| | | | | | |
|----------|-----|------|------|------|----|
| | No. | Yds. | Avg. | Long | TD |
| Atkins | 5 | 198 | 39.6 | 79 | 0 |
| V. Buck | 5 | 12 | 2.4 | 12 | 0 |
| Glenn | 4 | 35 | 8.8 | 18 | 0 |
| Jones | 3 | 61 | 20.3 | 51 | 0 |
| Cook | 3 | 54 | 18.0 | 22 | 0 |
| Maxie | 3 | 33 | 11.0 | 31t | 1 |
| Mills | 2 | 13 | 6.5 | 8 | 0 |
| Swilling | 1 | 39 | 39.0 | 39 | 0 |
| Johnson | 1 | 19 | 19.0 | 19 | 0 |
| Thompson | 1 | 14 | 14.0 | 14 | 0 |
| Petry | 1 | 4 | 4.0 | 4 | 0 |
| TEAM | 29 | 482 | 16.6 | 79 | 2 |
| OPP. | 15 | 257 | 17.1 | 59t | 2 |

KICKOFF RETURNS

| | | | | | |
|----------|-----|------|------|------|----|
| | No. | Yds. | Avg. | Long | TD |
| Atkins | 20 | 368 | 18.4 | 27 | 0 |
| Jennings | 12 | 213 | 17.8 | 24 | 0 |
| Early | 9 | 168 | 18.7 | 34 | 0 |
| Morse | 3 | 60 | 20.0 | 21 | 0 |
| Fenerty | 2 | 28 | 14.0 | 14 | 0 |
| Jordan | 2 | 18 | 9.0 | 18 | 0 |
| Glenn | 1 | 10 | 10.0 | 10 | 0 |
| McAfee | 1 | 14 | 14.0 | 14 | 0 |
| TEAM | 50 | 879 | 17.6 | 34 | 0 |
| OPP. | 35 | 851 | 24.3 | 98t | 2 |

PUNT RETURNS

| | | | | | | |
|---------|-----|----|-----|-----|------|----|
| | Ret | FC | Yds | Avg | Long | TD |
| V. Buck | 31 | 13 | 260 | 8.4 | 52 | 0 |
| Fenerty | 12 | 6 | 55 | 4.6 | 13 | 0 |
| Morse | 1 | 0 | 2 | 2.0 | 2 | 0 |
| TEAM | 44 | 19 | 317 | 7.2 | 52 | 0 |
| OPP. | 50 | 11 | 470 | 9.4 | 40 | 0 |

PUNTING

| | | | | | | | | |
|-----------|-----|------|------|------|----|----|----|---|
| | No. | Yds | Avg | Net | TB | In | Lg | B |
| Barnhardt | 86 | 3743 | 43.5 | 35.3 | 10 | 20 | 61 | 1 |
| TEAM | 87 | 3743 | 43.0 | 35.3 | 10 | 20 | 61 | 1 |
| OPP. | 88 | 3725 | 42.3 | 37.1 | 7 | 20 | 64 | 1 |

FIELD GOALS

| | | | | | |
|----------|------|-------|-------|-------|-----|
| | 1-19 | 20-29 | 30-39 | 40-49 | 50+ |
| Andersen | 0/0 | 6/6 | 11/13 | 6/9 | 2/4 |
| OPP. | 1/1 | 3/3 | 5/6 | 6/7 | 2/4 |

WON 8, LOST 8

| | | | |
|---------|-------|-------------------|--------|
| 9/10 L | 12-13 | San Francisco | 68,629 |
| 9/16 L | 3-32 | at Minnesota | 56,272 |
| 9/23 W | 28-7 | Phoenix Cardinals | 61,110 |
| 10/7 L | 27-28 | at Atlanta | 57,401 |
| 10/14 W | 25-20 | Cleveland | 68,608 |
| 10/21 L | 10-23 | at Houston | 57,908 |
| 10/28 L | 10-27 | Detroit | 64,368 |
| 11/4 W | 21-7 | at Cincinnati | 60,067 |
| 11/11 W | 35-7 | Tampa Bay | 67,865 |
| 11/18 L | 17-31 | at Washington | 52,573 |
| 11/25 W | 10-7 | Atlanta | 68,629 |
| 12/2 L | 13-17 | at Dallas | 60,087 |
| 12/9 W | 24-20 | at L.A. Rams | 56,864 |
| 12/16 L | 6-9 | Pittsburgh | 68,582 |
| 12/23 W | 13-10 | at San Francisco | 60,112 |
| 12/31 W | 20-17 | L.A. Rams | 68,647 |

| | | |
|---------------------|---------|---------|
| | N.O. | OPP. |
| TOTAL FIRST DOWNS | 254 | 279 |
| Rushing | 107 | 91 |
| Passing | 134 | 167 |
| Penalty | 13 | 21 |
| 3rd Down: Made/Att. | 84/209 | 85/217 |
| 3rd Down: Pct. | 40.2 | 39.2 |
| 4th Down: Made/Att. | 5/9 | 9/17 |
| 4th Down: Pct. | 55.6 | 52.9 |
| POSSESSION AVG. | 29:59 | 30:01 |
| TOTAL NET YARDS | 4476 | 4878 |
| Avg. Per Game | 279.8 | 304.9 |
| Total Plays | 931 | 986 |
| Avg. Per Play | 4.8 | 4.9 |
| NET YARDS RUSHING | 1850 | 1559 |
| Avg. Per Game | 115.6 | 97.4 |
| Total Rushes | 464 | 410 |
| NET YARDS PASSING | 2626 | 3319 |
| Avg. Per Game | 164.1 | 207.4 |
| Sacked/Yards Lost | 20/131 | 42/265 |
| Gross Yards | 2757 | 3584 |
| Att./Completions | 447/226 | 534/316 |
| Completion Pct. | 50.6 | 59.2 |
| Had Intercepted | 23 | 8 |
| PUNTS/AVERAGE | 71/42.1 | 74/40.9 |
| NET PUNTING AVG. | 71/36.2 | 74/34.9 |
| PENALTIES/YARDS | 108/829 | 87/655 |
| FUMBLES/BALL LOST | 29/16 | 35/19 |
| TOUCHDOWNS | 30 | 30 |
| Rushing | 14 | 8 |
| Passing | 15 | 21 |
| Returns | 1 | 1 |

SCORE BY PERIODS

| | | | | | | |
|--------|----|----|----|----|----|------|
| | Q1 | Q2 | Q3 | Q4 | OT | PTS. |
| SAINTS | 54 | 82 | 48 | 90 | 0 | 274 |
| OPP. | 30 | 82 | 76 | 87 | 0 | 275 |

SCORING

| | | | | | | | | |
|-----------|----|----|----|----|-------|-------|---|------|
| | TD | Ru | Pa | RT | PAT | FG | S | PTS. |
| Andersen | 0 | 0 | 0 | 0 | 29/29 | 21/27 | 0 | 92 |
| Mayes | 7 | 7 | 0 | 0 | 0 | 0 | 0 | 42 |
| E. Martin | 5 | 0 | 5 | 0 | 0 | 0 | 0 | 30 |
| Heyward | 4 | 4 | 0 | 0 | 0 | 0 | 0 | 24 |
| Turner | 4 | 0 | 4 | 0 | 0 | 0 | 0 | 24 |
| Brenner | 2 | 0 | 2 | 0 | 0 | 0 | 0 | 12 |
| Fenerty | 2 | 2 | 0 | 0 | 0 | 0 | 0 | 12 |
| Perriman | 2 | 0 | 2 | 0 | 0 | 0 | 0 | 12 |
| Fourcade | 1 | 1 | 0 | 0 | 0 | 0 | 0 | 6 |
| Hilliard | 1 | 0 | 1 | 0 | 0 | 0 | 0 | 6 |
| Maxie | 1 | 0 | 1 | 0 | 0 | 0 | 0 | 6 |
| Scales | 1 | 0 | 1 | 0 | 0 | 0 | 0 | 6 |
| TEAM | 30 | 14 | 15 | 1 | 29/30 | 21/27 | 1 | 274 |
| OPP. | 30 | 8 | 21 | 1 | 30/30 | 21/35 | 1 | 275 |

SACKS: Swilling 11.0, Turnbull 9.0, Jackson 6.0, Wilks 5.5, W. Martin 4.0, Atkins 3.0, Cook 1.0, Johnson 1.0, Simmons 1.0, Mills 0.5.

| | |
|-----------|------|
| SAINTS | 42.0 |
| OPPONENTS | 20.0 |

Andersen: (41G, 39G, 28G, 32G) (37G) () (46G, 23G) (52G, 39N) (20G, 40N) (47G) (48N) () (38G) (43N, 20G) (43G, 50G) (48G) (50G, 43G) (30G, 40G) (51N, 48N, 41G, 24G) **OPPONENTS:** (52G, 47N, 52N, 55N, 38G) (30G, 48G, 38G) (37N, 52N) (40N) (37G, 39G) (43G, 45G, 33G) (39N, 52N, 25G, 39G) (43N) () (39G) (51N, 51N) (47G) (38G, 18G) (46N, 29G, 42G, 43G) (59N, 30G) (30N, 24G)

| PASSING | Att. | Cmp | Yds | Cmp% | Yds/Att | TD | TD% | Int | Int% | Long | Sack/Lost | Rating |
|-------------------|------|-----|------|------|---------|----|-----|-----|-------|------|-----------|--------|
| Walsh, Dall.-N.O. | 336 | 179 | 2010 | 53.3 | 5.98 | 12 | 3.6 | 13 | 3.9 | 58 | 10/76 | 67.2 |
| Walsh, N.O. | 327 | 175 | 1970 | 53.5 | 6.02 | 12 | 3.7 | 13 | 4.0 | 58 | 10/76 | 67.3 |
| Fourcade | 316 | 150 | 785 | 43.1 | 6.77 | 3 | 2.6 | 8 | 6.3 | 68† | 1/44 | 46.1 |
| Kramer | 127 | 5 | 1 | 2 | 0.67 | 0 | 0.0 | 1 | 33.3 | 0 | 2/11 | 2.8 |
| Hayward | 1 | 0 | 0 | 0.0 | 0.00 | 0 | 0.0 | 1 | 100.0 | 0 | 0/0 | 0.0 |
| TEAM | 447 | 226 | 2757 | 50.6 | 6.17 | 15 | 3.4 | 23 | 5.1 | 68† | 20/131 | 59.7 |
| OPPONENTS | 534 | 316 | 3584 | 58.2 | 6.71 | 21 | 3.9 | 8 | 1.5 | 51† | 42/265 | 86.2 |

SAINTS 1989 STATISTICS

| WON 9, LOST 7 | | | | |
|---------------|-------|------------------|--------|--|
| 9/10 W | 28-0 | Dallas | 66,977 | |
| 9/17 L | 34-35 | at Green Bay | 55,809 | |
| 9/24 L | 10-20 | at Tampa Bay | 44,053 | |
| 10/1 L | 14-16 | Washington | 64,358 | |
| 10/8 L | 20-24 | San Francisco | 60,488 | |
| 10/15 W | 29-14 | New York Jets | 59,521 | |
| 10/22 W | 40-21 | at L.A. Rams | 57,567 | |
| 10/29 W | 20-13 | Atlanta | 65,153 | |
| 11/6 L | 13-31 | at San Francisco | 60,667 | |
| 11/12 W | 28-24 | at New England | 47,680 | |
| 11/19 W | 26-17 | at Atlanta | 53,173 | |
| 11/26 L | 17-20 | OT L.A. Rams | 64,274 | |
| 12/3 L | 14-21 | at Atlanta | 38,550 | |
| 12/10 W | 22-19 | at Buffalo | 70,037 | |
| 12/18 W | 30-20 | Philadelphia | 59,218 | |
| 12/24 W | 41-6 | Indianapolis | 49,009 | |

| | N.O. | OPP. |
|---------------------|---------|---------|
| TOTAL FIRST DOWNS | 304 | 293 |
| Rushing | 108 | 198 |
| Passing | 167 | 16 |
| Penalty | 29 | 82/216 |
| 3rd Down: Made/Att. | 89/207 | 38.0 |
| 3rd Down: Pct. | 43.0 | 8/17 |
| 4th Down: Made/Att. | 5/10 | 47.1 |
| 4th Down: Pct. | 50.0 | 26/17 |
| POSSESSION AVG. | 33:43 | 51:86 |
| TOTAL NET YARDS | 333.0 | 324.1 |
| Avg. Per Game | 999 | 997 |
| Total Plays | 5.3 | 5.2 |
| Avg. Per Play | 1948 | 1326 |
| NET YARDS RUSHING | 121.8 | 82.9 |
| Avg. Per Game | 502 | 373 |
| Total Rushes | 3380 | 3860 |
| NET YARDS PASSING | 211.3 | 241.3 |
| Avg. Per Game | 36/271 | 47/362 |
| Sacked/Yards Lost | 4222 | 577/320 |
| Gross Yards | 461/284 | 55.5 |
| Att./Completions | 61.6 | 21 |
| Had Intercepted | 19 | 75/39.4 |
| PUNTS/AVERAGE | 71/39.1 | 75/33.2 |
| NET PUNTING AVG. | 71/34.2 | 105/650 |
| PENALTIES/YARDS | 90/676 | 35/18 |
| FUMBLES/BALL LOST | 28/12 | 46 |
| TOUCHDOWNS | 19 | 23 |
| Rushing | 23 | 2 |
| Passing | 23 | |
| Returns | 4 | |

SCORE BY PERIODS

| | Q1 | Q2 | Q3 | Q4 | OT | PTS. |
|--------|-----|-----|----|----|----|------|
| SAINTS | 105 | 123 | 60 | 98 | 0 | 386 |
| OPP. | 27 | 96 | 89 | 86 | 3 | 301 |

SCORING

| | TD | Ru | Pa | RT | PAT | FG | S | PTS. |
|-----------|----|----|----|----|-------|-------|---|------|
| Hilliard | 18 | 13 | 5 | 0 | 0 | 0 | 0 | 108 |
| Andersen | 0 | 0 | 0 | 0 | 44/45 | 20/29 | 0 | 104 |
| E. Martin | 0 | 0 | 0 | 0 | 0 | 0 | 0 | 48 |
| Brenner | 4 | 0 | 4 | 0 | 0 | 0 | 0 | 24 |
| Hill | 4 | 0 | 4 | 0 | 0 | 0 | 0 | 18 |
| Jordan | 3 | 3 | 0 | 0 | 1 | 0 | 0 | 6 |
| Cook | 1 | 0 | 0 | 0 | 1 | 0 | 0 | 6 |
| Fourcade | 1 | 1 | 0 | 0 | 0 | 0 | 0 | 6 |
| Frazier | 1 | 1 | 0 | 0 | 0 | 0 | 0 | 6 |
| Heyward | 1 | 0 | 0 | 1 | 0 | 0 | 0 | 6 |
| Maxie | 1 | 0 | 0 | 1 | 0 | 0 | 0 | 6 |
| Morse | 1 | 0 | 0 | 1 | 0 | 0 | 0 | 6 |
| Shepard | 1 | 0 | 1 | 0 | 0 | 0 | 0 | 6 |
| Tice | 1 | 0 | 1 | 0 | 0 | 0 | 0 | 6 |
| Turner | 1 | 0 | 1 | 0 | 0 | 0 | 0 | 6 |
| Forde | 0 | 0 | 0 | 0 | 0 | 0 | 1 | 2 |
| Warren | 0 | 0 | 0 | 0 | 0 | 0 | 0 | 0 |
| TEAM | 46 | 19 | 23 | 4 | 44/46 | 20/29 | 3 | 386 |
| OPP. | 35 | 10 | 23 | 2 | 34/35 | 19/24 | 0 | 301 |

SACKS: Swilling 16.5, Warren 9.5, Jackson 7.5, Wilks 4.0, Mills 3.0, W. Martin 2.5, Cook 1.0, Geathers 1.0, V. Johnson 1.0, Mack 1.0.
SAINTS 47.0
OPPONENTS 36.0

Andersen: () (38G, 32G) (54N, 33G, 47N) (52N, 36N) (49G, 39G) (42G, 29G) (39G, 27G) (32G, 44G, 23N) (39G, 23G) () (33G) (36G) (48N) (41N, 31G, 26N, 31G) () (43G, 48G) (21G, 19G, 20N) (41G, 23G)

| | Passing | Att. | Cmp | Yds | Cmp% | Yds/Att | TD | TD% | Int | Int% | Long | Sack/Lost | Rating |
|-----------|---------|------|------|------|------|---------|----|-------|-----|------|------|-----------|--------|
| Hilliard | 353 | 222 | 288 | 62.9 | 28.8 | 7.61 | 15 | 4.2 | 15 | 4.2 | 54 | 13/96 | 92.0 |
| Heyward | 107 | 61 | 930 | 57.0 | 57.0 | 8.69 | 7 | 6.5 | 4 | 3.7 | 54 | 0/0 | 158.3 |
| Fourcade | 107 | 61 | 930 | 57.0 | 57.0 | 35.0 | 1 | 100.0 | 0 | 0.0 | 35 | 0/0 | 14.0 |
| Hill | 0 | 0 | 0 | 0 | 0 | 7.92 | 23 | 5.0 | 19 | 4.1 | 54 | 37/71 | 85.3 |
| TEAM | 461 | 284 | 3651 | 61.6 | 61.6 | 7.32 | 23 | 4.0 | 21 | 3.6 | 75 | 47/362 | 76.9 |
| OPPONENTS | 571 | 320 | 4222 | 55.5 | 55.5 | | | | | | | | |

| | No. | Yds. | Avg. | Long | TD |
|----------|-----|------|-------|------|----|
| Hilliard | 344 | 1262 | 3.7 | 40 | 13 |
| Heyward | 49 | 183 | 3.7 | 15 | 1 |
| Jordan | 38 | 179 | 4.7 | 32 | 3 |
| Frazier | 25 | 112 | 4.5 | 21 | 1 |
| Fourcade | 14 | 91 | 6.5 | 14 | 1 |
| Hebert | 25 | 87 | 3.5 | 11 | 0 |
| Morse | 2 | 43 | 21.5 | 39 | 0 |
| Turner | 2 | 8 | 4.0 | 6 | 0 |
| Winslow | 1 | 0 | 0.0 | 0 | 0 |
| Hill | 1 | -7 | -7.0 | -7 | 0 |
| Perriman | 1 | -10 | -10.0 | -10 | 0 |
| TEAM | 502 | 1948 | 3.9 | 40 | 19 |
| OPP. | 373 | 1326 | 3.6 | 38 | 10 |

| | No. | Yds. | Avg. | Long | TD |
|-----------|-----|------|------|------|----|
| E. Martin | 68 | 1090 | 16.0 | 53 | 8 |
| Hilliard | 52 | 514 | 9.9 | 54 | 5 |
| Hill | 48 | 636 | 13.3 | 46 | 4 |
| Brenner | 34 | 398 | 11.7 | 30 | 4 |
| Turner | 22 | 279 | 12.7 | 54 | 1 |
| Perriman | 20 | 356 | 17.8 | 47 | 0 |
| Heyward | 13 | 98 | 5.3 | 12 | 0 |
| Tice | 9 | 89 | 10.9 | 23 | 1 |
| Scales | 8 | 89 | 11.1 | 26 | 0 |
| Jordan | 4 | 53 | 13.3 | 17 | 0 |
| Frazier | 3 | 25 | 8.3 | 22 | 0 |
| Shepard | 2 | 36 | 18.0 | 23 | 0 |
| Cook | 1 | 8 | 8.0 | 8 | 0 |
| TEAM | 284 | 3851 | 12.9 | 54 | 23 |
| OPP. | 320 | 4222 | 13.2 | 75 | 23 |

| | No. | Yds. | Avg. | Long | TD |
|----------|-----|------|------|------|----|
| Waymer | 6 | 66 | 11.0 | 42 | 0 |
| Massey | 5 | 26 | 5.2 | 22 | 0 |
| Cook | 3 | 81 | 27.0 | 63 | 1 |
| Maxie | 3 | 41 | 13.7 | 26 | 1 |
| Mack | 2 | 0 | 0.0 | 0 | 0 |
| Swilling | 1 | 14 | 14.0 | 14 | 0 |
| Atkins | 1 | -2 | -2.0 | -2 | 0 |
| TEAM | 21 | 226 | 10.8 | 63 | 2 |
| OPP. | 19 | 265 | 13.9 | 40 | 1 |

| | No. | Yds. | Avg. | Long | TD |
|------------|-----|------|------|------|----|
| Harris | 19 | 378 | 19.9 | 39 | 0 |
| Atkins | 12 | 245 | 20.4 | 32 | 0 |
| Morse | 10 | 278 | 27.8 | 99 | 1 |
| Frazier | 8 | 157 | 19.6 | 29 | 0 |
| Shepard | 8 | 135 | 16.9 | 24 | 0 |
| U. Johnson | 2 | 34 | 17.0 | 19 | 0 |
| Hill | 1 | 13 | 13.0 | 13 | 0 |
| Hilliard | 1 | 20 | 20.0 | 20 | 0 |
| Phillips | 1 | 24 | 24.0 | 24 | 0 |
| Scales | 1 | 0 | 0.0 | 0 | 0 |
| TEAM | 63 | 1284 | 20.4 | 99 | 1 |
| OPP. | 55 | 983 | 17.9 | 72 | 0 |

| | Ret | FC | Yds | Avg | Long | TD |
|----------|-----|----|-----|------|------|----|
| Harris | 27 | 7 | 196 | 7.3 | 20 | 0 |
| Morse | 10 | 1 | 29 | 2.9 | 16 | 0 |
| Hill | 7 | 0 | 41 | 5.9 | 13 | 0 |
| Shepard | 7 | 1 | 91 | 13.0 | 56 | 1 |
| Perriman | 1 | 0 | 10 | 10.0 | 10 | 0 |
| Turner | 1 | 0 | 7 | 7.0 | 7 | 0 |
| Massey | 0 | 0 | 54 | 54 | 0 | 0 |
| TEAM | 53 | 9 | 428 | 8.1 | 57 | 1 |
| OPP. | 35 | 16 | 244 | 7.0 | 28 | 0 |

| | No. | Yds. | Avg | Net | TB | In | Lg | B |
|-----------|-----|------|------|------|----|----|----|---|
| Barnhardt | 55 | 2179 | 39.6 | 35.0 | 4 | 17 | 56 | 0 |
| Winslow | 16 | 595 | 37.2 | 31.6 | 1 | 4 | 50 | 0 |
| TEAM | 71 | 2774 | 39.1 | 34.2 | 5 | 21 | 56 | 0 |
| OPP. | 75 | 2956 | 39.4 | 33.2 | 2 | 15 | 63 | 1 |

| | 1-19 | 20-29 | 30-39 | 40-49 | 50+ |
|----------|------|-------|-------|-------|-----|
| Andersen | 0/0 | 7/8 | 10/11 | 3/6 | 0/4 |
| OPP. | 3/3 | 2/4 | 4/5 | 10/11 | 0/1 |

Andersen: () (38G, 32G) (54N, 33G, 47N) (52N, 36N) (49G, 39G) (42G, 29G) (39G, 27G) (32G, 44G, 23N) (39G, 23G) () (33G) (36G) (48N) (41N, 31G, 26N, 31G) () (43G, 48G) (21G, 19G, 20N) (41G, 23G)

| | Passing | Att. | Cmp | Yds | Cmp% | Yds/Att | TD | TD% | Int | Int% | Long | Sack/Lost | Rating |
|-----------|---------|------|------|------|------|---------|----|-------|-----|------|------|-----------|--------|
| Hilliard | 353 | 222 | 288 | 62.9 | 28.8 | 7.61 | 15 | 4.2 | 15 | 4.2 | 54 | 13/96 | 92.0 |
| Heyward | 107 | 61 | 930 | 57.0 | 57.0 | 8.69 | 7 | 6.5 | 4 | 3.7 | 54 | 0/0 | 158.3 |
| Fourcade | 107 | 61 | 930 | 57.0 | 57.0 | 35.0 | 1 | 100.0 | 0 | 0.0 | 35 | 0/0 | 14.0 |
| Hill | 0 | 0 | 0 | 0 | 0 | 7.92 | 23 | 5.0 | 19 | 4.1 | 54 | 37/71 | 85.3 |
| TEAM | 461 | 284 | 3651 | 61.6 | 61.6 | 7.32 | 23 | 4.0 | 21 | 3.6 | 75 | 47/362 | 76.9 |
| OPPONENTS | 571 | 320 | 4222 | 55.5 | 55.5 | | | | | | | | |

SAINTS 1988 STATISTICS

| WON 10, LOST 6 | | | | |
|----------------|-------|---------------------|--------|--|
| 9/4 L | 33-34 | San Francisco | 66,357 | |
| 9/11 W | 29-21 | at Atlanta | 48,901 | |
| 9/18 W | 22-14 | at Detroit | 37,180 | |
| 9/25 W | 13-9 | Tampa Bay | 66,671 | |
| 10/3 W | 20-17 | Dallas | 68,474 | |
| 10/9 W | 23-17 | at San Diego | 42,693 | |
| 10/16 W | 20-19 | at Seattle | 63,569 | |
| 10/23 W | 20-6 | Los Angeles Raiders | 66,249 | |
| 10/30 L | 10-12 | L.A. Rams | 68,238 | |
| 11/6 L | 24-27 | at Washington | 54,183 | |
| 11/13 W | 14-10 | at L.A. Rams | 63,305 | |
| 11/20 W | 42-0 | Denver | 68,075 | |
| 11/27 L | 12-13 | New York Giants | 66,526 | |
| 12/4 L | 3-45 | at Minnesota | 61,215 | |
| 12/11 L | 17-30 | at San Francisco | 62,977 | |
| 12/18 W | 10-9 | Atlanta | 60,566 | |

| | N.O. | OPP. |
|---------------------|---------|---------|
| TOTAL FIRST DOWNS | 306 | 286 |
| Rushing | 108 | 97 |
| Passing | 179 | 167 |
| Penalty | 19 | 22 |
| 3rd Down: Made/Att. | 104/227 | 73/203 |
| 3rd Down: Pct. | 45.8 | 36.0 |
| 4th Down: Made/Att. | 4/6 | 7/14 |
| 4th Down: Pct. | 66.7 | 50.0 |
| POSSESSION AVG. | 33:43 | 51:86 |
| TOTAL NET YARDS | 5131 | 319.1 |
| Avg. Per Game | 320.7 | 978 |
| Total Plays | 1034 | 5.2 |
| Avg. Per Play | 5.0 | 111.2 |
| NET YARDS RUSHING | 2046 | 1779 |
| Avg. Per Game | 127.9 | 111.2 |
| Total Rushes | 512 | 442 |
| NET YARDS PASSING | 3085 | 3327 |
| Avg. Per Game | 192.8 | 207.9 |
| Sacked/Yards Lost | 24/171 | 31/252 |
| Gross Yards | 3256 | 3579 |
| Att./Completions | 498/286 | 505/277 |
| Completion Pct. | 57.4 | 54.9 |
| Had Intercepted | 16 | 17 |
| PUNTS/AVERAGE | 73/39.9 | 70/40.2 |
| NET PUNTING AVG. | 73/34.3 | 70/32.6 |
| PENALTIES/YARDS | 101/821 | 77/628 |
| FUMBLES/BALL LOST | 29/16 | 27/15 |
| TOUCHDOWNS | 33 | 29 |
| Rushing | 9 | 7 |
| Passing | 21 | 19 |
| Returns | 3 | 3 |

| | Q1 | Q2 | Q3 | Q4 | OT | PTS. |
|--------|----|-----|-----|----|----|------|
| SAINTS | 64 | 93 | 101 | 54 | 0 | 312 |
| OPP. | 51 | 111 | 70 | 51 | 0 | 283 |

| | TD | Ru | Pa | RT | PAT | FG | S | PTS. |
|----------|----|----|----|-------|-------|-------|-----|------|
| Andersen | 0 | 0 | 0 | 0 | 32/33 | 26/36 | 0 | 110 |
| Hill | 0 | 0 | 0 | 0 | 0 | 0 | 0 | 42 |
| Martin | 0 | 0 | 0 | 0 | 0 | 0 | 0 | 42 |
| Hilliard | 6 | 5 | 1 | 0 | 0 | 0 | 0 | 36 |
| Mayes | 3 | 3 | 0 | 0 | 0 | 0 | 0 | 18 |
| Clark | 2 | 0 | 2 | 0 | 0 | 0 | 0 | 12 |
| Perriman | 2 | 0 | 2 | 0 | 0 | 0 | 0 | 12 |
| Gray | 1 | 0 | 0 | 1 | 0 | 0 | 0 | 6 |
| Heyward | 1 | 1 | 0 | 0 | 0 | 0 | 0 | 6 |
| Jordan | 1 | 0 | 0 | 1 | 0 | 0 | 0 | 6 |
| Scales | 1 | 0 | 1 | 0 | 0 | 0 | 0 | 6 |
| Tice | 1 | 0 | 1 | 0 | 0 | 0 | 0 | 6 |
| Waymer | 1 | 0 | 0 | 0 | 0 | 0 | 0 | 6 |
| Jackson | 0 | 0 | 0 | 1 | 0 | 1 | 2 | 0 |
| TEAM | 33 | 21 | 3 | 32/33 | 26/36 | 2 | 312 | |
| OPP | 29 | 7 | 19 | 3 | 28/29 | 27/34 | 0 | 283 |

SAINTS 1987 STATISTICS

| | | | | |
|----------------|---|-------|------------------------|--------|
| WON 12, LOST 3 | | | | |
| 9/13 | W | 28-21 | Cleveland | 59,900 |
| 9/20 | L | 17-27 | at Philadelphia | 57,485 |
| 10/4 | W | 37-10 | Los Angeles Rams | 29,745 |
| 10/11 | L | 19-24 | at St. Louis Cardinals | 11,795 |
| 10/18 | W | 19-17 | at Chicago | 46,813 |
| 10/25 | L | 22-24 | San Francisco | 60,497 |
| 11/1 | W | 38-0 | at Atlanta | 42,196 |
| 11/8 | W | 31-14 | at Los Angeles Rams | 43,379 |
| 11/15 | W | 26-24 | at San Francisco | 60,436 |
| 11/22 | W | 23-14 | New York Giants | 67,639 |
| 11/29 | W | 20-16 | at Pittsburgh | 47,896 |
| 12/6 | W | 44-34 | Tampa Bay | 68,471 |
| 12/13 | W | 24-10 | Houston Oilers | 68,257 |
| 12/20 | W | 41-24 | at Cincinnati | 43,424 |
| 12/27 | W | 33-24 | Green Bay | 68,364 |

| | | | | |
|---------------------|--|---------|---------|-----|
| TOTAL FIRST DOWNS | | 304 | N.O. | 270 |
| Rushing | | 128 | 81 | |
| Passing | | 151 | 155 | |
| Penalty | | 25 | 34 | |
| 3rd Down: Made/Att. | | 99/221 | 57/182 | |
| 3rd Down: Pct. | | 44.8 | 31.3 | |
| 4th Down: Made/Att. | | 16 | 6/15 | |
| 4th Down: Pct. | | 16.7 | 40.0 | |
| POSSESSION AVG. | | 4.7 | 4.7 | |
| TOTAL NET YARDS | | 4964 | 4350 | |
| Avg. Per Game | | 330.9 | 290.0 | |
| Total Plays | | 1009 | 924 | |
| Avg. Per Play | | 4.9 | 3.1 | |
| NET YARDS RUSHING | | 2190 | 1550 | |
| Avg. Per Game | | 146.0 | 103.3 | |
| Total Rushes | | 569 | 388 | |
| NET YARDS PASSING | | 2774 | 2800 | |
| Avg. Per Game | | 186.7 | 186.7 | |
| Sacked/Yards Lost | | 29/213 | 47/355 | |
| Gross Yards | | 287 | 315 | |
| Att./Completions | | 411/227 | 489/246 | |
| Completion Pct. | | 55.2 | 50.3 | |
| Had Intercepted | | 12 | 30 | |
| PUNTS/AVERAGE | | 63/41.1 | 73/37.5 | |
| NET PUNTING AVG. | | 63/35.7 | 73/30.0 | |
| PENALTIES/YARDS | | 108/964 | 83/674 | |
| FUMBLES/BALL LOST | | 36 | 31 | |
| TOUCHDOWNS | | 20 | 6 | |
| Rushing | | 23 | 25 | |
| Passing | | 23 | 25 | |
| Returns | | 3 | 4 | |

| | | | | | | | |
|------------------|----|-----|-----|-----|----|------|--|
| SCORE BY PERIODS | | | | | | | |
| SAINTS | Q1 | Q2 | Q3 | Q4 | OT | PTS. | |
| OPP. | 93 | 107 | 104 | 118 | 0 | 422 | |
| SAINTS | 69 | 95 | 58 | 61 | 0 | 283 | |

| | | | | | | | |
|-----------|----|----|----|-----|-------|-------|------|
| SCORING | | | | | | | |
| TD | Ru | Pa | RT | PAT | FG | S | PTS. |
| Andersen | 0 | 0 | 0 | 0 | 0 | 0 | 121 |
| Hilliard | 8 | 7 | 1 | 0 | 0 | 0 | 48 |
| Martin | 7 | 0 | 0 | 0 | 0 | 0 | 42 |
| Tice | 6 | 0 | 6 | 0 | 0 | 0 | 36 |
| Mayes | 5 | 5 | 0 | 0 | 0 | 0 | 30 |
| M. Jones | 3 | 0 | 3 | 0 | 0 | 0 | 18 |
| Kemp | 0 | 0 | 0 | 0 | 1/1 | 4/5 | 13 |
| Beverly | 2 | 2 | 0 | 0 | 0 | 0 | 12 |
| Brenner | 2 | 0 | 2 | 0 | 0 | 0 | 12 |
| Hill | 2 | 0 | 2 | 0 | 0 | 0 | 12 |
| Jordan | 2 | 0 | 2 | 0 | 0 | 0 | 12 |
| Word | 2 | 0 | 2 | 0 | 0 | 0 | 12 |
| Cofer | 0 | 0 | 0 | 0 | 5/7 | 1/1 | 8 |
| Alexander | 1 | 1 | 0 | 0 | 0 | 0 | 6 |
| Gray | 1 | 1 | 0 | 0 | 0 | 0 | 6 |
| O'Neal | 1 | 0 | 0 | 0 | 0 | 0 | 6 |
| Poe | 1 | 0 | 0 | 0 | 0 | 0 | 6 |
| R. Sutton | 1 | 0 | 0 | 0 | 0 | 0 | 6 |
| Toles | 1 | 0 | 0 | 0 | 0 | 0 | 6 |
| Waters | 1 | 0 | 0 | 0 | 0 | 0 | 6 |
| B. Clark | 0 | 0 | 0 | 0 | 0 | 0 | 0 |
| Maxie | 0 | 0 | 0 | 0 | 0 | 0 | 0 |
| TEAM | 46 | 20 | 23 | 3 | 43/46 | 33/42 | 2 |
| OPP. | 35 | 6 | 25 | 4 | 35/35 | 12/18 | 1 |

| | | | | | | | |
|---|--|------|--|--|--|--|--|
| SACKS: Swilling 10.5, Jackson 9.5, Warren 6.0, Wilks 5.5, Clark 4.5, Elliot 2.0, McCoy 2.0, Leach 1.5, DeForest 1.0, Johnson 1.0, Swopes 1.0, Taylor 0.5. | | | | | | | |
| SAINTS | | 47.0 | | | | | |
| OPPONENTS | | 29.0 | | | | | |

| | | | | | | | |
|-------------|------|------|------|----|---|--|--|
| RUSHING | | | | | | | |
| No. | Yds. | Avg. | Long | TD | | | |
| Mayes | 243 | 917 | 3.8 | 38 | 5 | | |
| Hilliard | 123 | 508 | 4.1 | 30 | 7 | | |
| Beverly | 62 | 217 | 3.5 | 25 | 2 | | |
| J. Fourcade | 19 | 134 | 7.1 | 18 | 0 | | |
| Word | 36 | 133 | 3.7 | 20 | 2 | | |

| | | | | | | | |
|-----------|-----|-----|------|---------|----|-----|--------|
| PASSING | | | | | | | |
| Att. | Cmp | Yds | Cmp% | Yds/Att | TD | Int | Rating |
| Fourcade | 80 | 195 | 24.4 | 2.4 | 0 | 1 | 65.8 |
| Wilson | 24 | 13 | 2.9 | 0.5 | 0 | 10 | 11.2 |
| Ingram | 2 | 1 | 0.5 | 0.5 | 0 | 0 | 15.0 |
| Hilliard | 21 | 24 | 1.1 | 1.1 | 0 | 0 | 15.0 |
| Jordan | 21 | 24 | 1.1 | 1.1 | 0 | 0 | 15.0 |
| Barnhardt | 21 | 24 | 1.1 | 1.1 | 0 | 0 | 15.0 |
| OPPONENTS | 489 | 236 | 48.3 | 4.8 | 25 | 5 | 64.5 |

| | | | | | |
|--------------|-----|------|-------|-----|----|
| Hebert | 13 | 95 | 7.3 | 19 | 0 |
| Alexander | 21 | 71 | 3.4 | 16 | 1 |
| Gray | 8 | 37 | 4.6 | 12 | 1 |
| Jordan | 12 | 36 | 3.0 | 8 | 2 |
| Rodenberger | 17 | 35 | 2.1 | 5 | 0 |
| Jean-Batiste | 8 | 18 | 2.3 | 5 | 0 |
| Ingram | 2 | 14 | 7.0 | 9 | 0 |
| Riordan | 1 | 4 | 3.0 | 3 | 0 |
| Hansen | 2 | -6 | -3.0 | -3 | 0 |
| Hill | 1 | -9 | -9.0 | -9 | 0 |
| Barnhardt | 1 | -13 | -13.0 | -13 | 0 |
| TEAM | 569 | 2190 | 3.8 | 38 | 20 |
| OPP. | 388 | 1550 | 4.0 | 33 | 6 |

| | | | | | | | |
|-------------|------|------|------|----|----|--|--|
| RECEIVING | | | | | | | |
| No. | Yds. | Avg. | Long | TD | | | |
| Martin | 44 | 778 | 17.7 | 87 | 7 | | |
| M. Jones | 27 | 420 | 15.6 | 43 | 3 | | |
| Hilliard | 23 | 264 | 11.5 | 38 | 1 | | |
| Brenner | 20 | 280 | 14.0 | 29 | 2 | | |
| Hill | 19 | 322 | 16.9 | 36 | 2 | | |
| Tice | 16 | 181 | 11.3 | 27 | 6 | | |
| Mayes | 15 | 66 | 4.4 | 16 | 0 | | |
| Dawsey | 9 | 142 | 15.8 | 29 | 0 | | |
| Pattison | 9 | 132 | 14.7 | 36 | 0 | | |
| Word | 6 | 54 | 9.0 | 17 | 0 | | |
| Scott | 6 | 35 | 5.8 | 11 | 0 | | |
| Gray | 6 | 30 | 5.0 | 12 | 0 | | |
| Waters | 5 | 140 | 28.0 | 82 | 1 | | |
| Clark | 3 | 38 | 12.7 | 14 | 0 | | |
| O'Neal | 3 | 10 | 3.3 | 5 | 1 | | |
| Rodenberger | 2 | 17 | 8.5 | 11 | 0 | | |
| Alexander | 2 | 15 | 7.5 | 10 | 0 | | |
| Walker | 2 | 15 | 7.5 | 8 | 0 | | |
| Jordan | 2 | 13 | 6.5 | 11 | 0 | | |
| Benson | 2 | 11 | 5.5 | 6 | 0 | | |
| C. Thomas | 1 | 14 | 14.0 | 14 | 0 | | |
| Beverly | 1 | 8 | 8.0 | 8 | 0 | | |
| TEAM | 227 | 2987 | 13.2 | 82 | 23 | | |
| OPP. | 246 | 3155 | 12.8 | 50 | 25 | | |

| | | | | | | | |
|---------------|------|------|------|----|---|--|--|
| INTERCEPTIONS | | | | | | | |
| No. | Yds. | Avg. | Long | TD | | | |
| Waymer | 5 | 78 | 15.6 | 35 | 0 | | |
| R. Sutton | 5 | 68 | 13.6 | 26 | 0 | | |
| Mack | 4 | 35 | 8.8 | 26 | 0 | | |
| Jakes | 3 | 32 | 10.7 | 27 | 0 | | |
| Maxie | 3 | 17 | 5.7 | 10 | 0 | | |
| Atkins | 3 | 12 | 4.0 | 8 | 0 | | |
| Jackson | 2 | 4 | 2.0 | 4 | 0 | | |
| Gibson | 1 | 17 | 17.0 | 17 | 0 | | |
| S. Leach | 1 | 10 | 10.0 | 10 | 0 | | |
| Swilling | 1 | 10 | 10.0 | 10 | 0 | | |
| Poe | 1 | 0 | 0.0 | 0 | 0 | | |
| V. Johnson | 1 | 0 | 0.0 | 0 | 0 | | |
| TEAM | 30 | 280 | 9.3 | 35 | 0 | | |
| OPP. | 12 | 173 | 14.4 | 35 | 1 | | |

| | | | | | | | |
|-----------------|------|------|------|----|---|--|--|
| KICKOFF RETURNS | | | | | | | |
| No. | Yds. | Avg. | Long | TD | | | |
| Gray | 30 | 636 | 21.2 | 43 | 0 | | |
| Hilliard | 10 | 248 | 24.8 | 74 | 0 | | |
| Adams | 4 | 52 | 13.0 | 20 | 0 | | |
| Word | 3 | 100 | 33.3 | 64 | 0 | | |
| Beverly | 3 | 46 | 15.3 | 21 | 0 | | |
| Jordan | 2 | 28 | 14.0 | 16 | 0 | | |
| Martin | 1 | 15 | 15.0 | 15 | 0 | | |
| Brook | 1 | 11 | 11.0 | 11 | 0 | | |
| Thomas | 1 | 11 | 11.0 | 11 | 0 | | |
| TEAM | 55 | 1147 | 20.9 | 74 | 0 | | |
| OPP. | 55 | 1115 | 20.3 | 47 | 0 | | |

| | | | | | | | |
|--------------|----|-----|-----|------|----|---|--|
| PUNT RETURNS | | | | | | | |
| Ret | FC | Yds | Avg | Long | TD | | |
| Gray | 24 | 5 | 352 | 14.7 | 80 | 0 | |
| Martin | 14 | 2 | 88 | 6.3 | 15 | 0 | |
| Cook | 1 | 0 | 3 | 3.0 | 3 | 0 | |
| Jordan | 1 | 0 | 13 | 13.0 | 13 | 0 | |
| Maxie | 1 | 0 | 12 | 12.0 | 12 | 0 | |
| TEAM | 35 | 9 | 428 | 6.1 | 57 | 0 | |
| OPP. | 35 | 16 | 244 | 7.0 | 28 | 0 | |

| | | | | | | | |
|-----------|-----|------|------|----|----|----|---|
| PUNTING | | | | | | | |
| No. | Yds | Avg | Net | TB | In | Lg | B |
| Barnhardt | 11 | 483 | 43.9 | 1 | 4 | 52 | 0 |
| Hansen | 52 | 2104 | 40.5 | 1 | 19 | 60 | 0 |
| TEAM | 63 | 2587 | 41.1 | 7 | 23 | 60 | 0 |
| OPP. | 73 | 2740 | 37.5 | 4 | 10 | 57 | 5 |

| | | | | | | | |
|-------------|-------|-------|-------|-------|-----|--|--|
| FIELD GOALS | | | | | | | |
| 1-19 | 20-29 | 30-39 | 40-49 | 50+ | | | |
| Andersen | 3/3 | 6/6 | 9/9 | 8/12 | 2/6 | | |
| Kemp | 0/0 | 1/1 | 0/2 | 2/2 | 0/0 | | |
| Cofer | 0/0 | 1/1 | 0/0 | 0/0 | 0/0 | | |
| TEAM | 3/3 | 8/8 | 10/11 | 10/14 | 2/6 | | |
| OPP. | 0/0 | 4/4 | 6/6 | 2/7 | 0/1 | | |

| | | | | | | | |
|-----------|-----|-----|------|---------|----|-----|--------|
| PASSING | | | | | | | |
| Att. | Cmp | Yds | Cmp% | Yds/Att | TD | Int | Rating |
| Fourcade | 80 | 195 | 24.4 | 2.4 | 0 | 1 | 65.8 |
| Wilson | 24 | 13 | 2.9 | 0.5 | 0 | 10 | 11.2 |
| Ingram | 2 | 1 | 0.5 | 0.5 | 0 | 0 | 15.0 |
| Hilliard | 21 | 24 | 1.1 | 1.1 | 0 | 0 | 15.0 |
| Jordan | 21 | 24 | 1.1 | 1.1 | 0 | 0 | 15.0 |
| Barnhardt | 21 | 24 | 1.1 | 1.1 | 0 | 0 | 15.0 |
| OPPONENTS | 489 | 236 | 48.3 | 4.8 | 25 | 5 | 64.5 |

SAINTS 1986 STATISTICS

| | | | | |
|---------------|---|-------|------------------------|--------|
| WON 7, LOST 9 | | | | |
| 9/7 | L | 10-31 | Atlanta | 67,950 |
| 9/14 | W | 24-10 | Green Bay | 56,383 |
| 9/21 | L | 17-26 | at San Francisco | 58,297 |
| 9/28 | L | 17-20 | at New York Giants | 72,765 |
| 10/2 | L | 6-14 | Washington | 57,317 |
| 10/12 | W | 17-14 | at Indianapolis | 53,512 |
| 10/19 | W | 38-7 | Tampa Bay | 43,355 |
| 10/26 | L | 23-28 | at New York Jets | 44,246 |
| 11/2 | W | 23-10 | San Francisco | 53,234 |
| 11/9 | W | 16-0 | Los Angeles Rams | 62,352 |
| 11/16 | W | 16-7 | at St. Louis Cardinals | 32,069 |
| 11/23 | L | 13-26 | at Los Angeles Rams | 58,600 |
| 11/30 | L | 20-21 | New England | 58,259 |
| 12/7 | L | 27-31 | Miami | 64,761 |
| 12/14 | W | 14-9 | at Atlanta | 39,994 |
| 12/21 | L | 17-33 | at Minnesota | 51,209 |

| TOTAL FIRST DOWNS | | N.O. | OPP. |
|---------------------|-------|---------|---------|
| Rushing | | 275 | 331 |
| Passing | | 109 | 104 |
| Penalty | | 137 | 197 |
| 3rd Down: Made/Att. | | 29 | 30 |
| 3rd Down: Pct. | | 59/197 | 97/320 |
| 4th Down: Pct. | | 29.9 | 42.2 |
| 4th Down: Made/Att. | | 7/13 | 7/14 |
| 4th Down: Pct. | | 53.8 | 50.0 |
| POSSESSION AVG. | | | |
| TOTAL NET YARDS | | | |
| Avg. Per Game | | 4742 | 5098 |
| Total Plays | | 296.4 | 318.9 |
| Avg. Per Play | | 957 | 1108 |
| NET YARDS RUSHING | | | |
| Avg. Per Game | | 5.0 | 4.6 |
| Total Rushes | | 129.6 | 97.4 |
| NET YARDS PASSING | | | |
| Avg. Per Game | | 505 | 486 |
| Sacked/Yards Lost | | 2668 | 3543 |
| Gross Yards | | 166.8 | 221.4 |
| Att./Completions | | 27/225 | 47/343 |
| Completion Pct. | | 2893 | 3886 |
| Had Intercepted | | 425/232 | 575/331 |
| Yards/Average | | 54.6 | 57.5 |
| PUNTING/AVERAGE | | 25 | 26 |
| YARDS/PUNTING AVG. | | 82/42 | 78/42.5 |
| YARDS/ATTEMPTS | | 82/36.6 | 78/35.6 |
| FUMBLES/BALL LOST | | 109/855 | 104/791 |
| RUSH/DOWNS | | | |
| Rushing | | 30/18 | 37/17 |
| Passing | | 15 | 34 |
| Returns | | 13 | 21 |
| | | 2 | 2 |

SAINTS 1985 STATISTICS

WON 5, LOST 11

| | | | |
|---------|-------|------------------------|--------|
| 9/8 L | 27-47 | Kansas City | 57,760 |
| 9/15 L | 23-24 | at Denver | 74,488 |
| 9/22 W | 20-13 | Tampa Bay | 45,320 |
| 9/29 W | 20-17 | at San Francisco | 58,053 |
| 10/6 W | 23-21 | Philadelphia | 56,364 |
| 10/13 L | 13-23 | at Los Angeles Raiders | 46,512 |
| 10/20 L | 24-31 | at Atlanta | 44,784 |
| 10/27 L | 13-21 | New York Giants | 54,082 |
| 11/3 L | 10-28 | at Los Angeles Rams | 49,030 |
| 11/10 L | 3-27 | Seattle | 47,365 |
| 11/17 L | 14-38 | at Green Bay | 52,104 |
| 11/24 W | 30-23 | at Minnesota | 54,117 |
| 12/1 W | 29-3 | Los Angeles Rams | 44,122 |
| 12/8 L | 16-28 | at St. Louis Cardinals | 29,527 |
| 12/15 L | 19-31 | San Francisco | 46,065 |
| 12/22 L | 10-16 | Atlanta | 37,717 |

| | N.O. | OPP. |
|---------------------|---------|----------|
| TOTAL FIRST DOWNS | 250 | 335 |
| Rushing | 83 | 125 |
| Passing | 148 | 188 |
| Penalty | 19 | 22 |
| 3rd Down: Made/Att. | 66/221 | 96/228 |
| 3rd Down: Pct. | 42.1 | 42.1 |
| 4th Down: Made/Att. | 8/16 | 7/13 |
| 4th Down: Pct. | 50.0 | 53.8 |
| POSSESSION AVG. | 44.79 | 58.15 |
| TOTAL NET YARDS | 279.9 | 363.4 |
| Avg. Per Game | 279.9 | 108.3 |
| Total Plays | 4.5 | 5.4 |
| Avg. Per Play | 168.3 | 216.2 |
| NET YARDS RUSHING | 105.2 | 135.1 |
| Avg. Per Game | 431 | 508 |
| Total Rushes | 2796 | 3653 |
| NET YARDS PASSING | 174.8 | 228.3 |
| Avg. Per Game | 58/461 | 46/322 |
| Sacked/Yards Lost | 3257 | 3975 |
| Gross Yards | 508/206 | 529/306 |
| Att./Completions | 51.2 | 57.8 |
| Completion Pct. | 23 | 21 |
| Had Intercepted | 89/42.3 | 81/42.2 |
| PUNTS/AVERAGE | 89/37.8 | 108/37.7 |
| NET PUNTING AVG. | 96/805 | 108/837 |
| PENALTIES/YARDS | 23/13 | 24/16 |
| FUMBLES/BALL LOST | 29 | 48 |
| TOUCHDOWNS | 4 | 19 |
| Rushing | 20 | 26 |
| Passing | 5 | 3 |
| Returns | | |

| | Q1 | Q2 | Q3 | Q4 | OT | PTS. |
|--------|----|-----|----|-----|----|------|
| SAINTS | 46 | 77 | 43 | 128 | 0 | 294 |
| OPP. | 55 | 142 | 51 | 153 | 0 | 401 |

| | TD | Ru | Pa | RT | PAT | FG | S | PTS. |
|-----------|----|----|----|----|-------|-------|---|------|
| Andersen | 0 | 0 | 0 | 0 | 27/29 | 31/35 | 0 | 120 |
| Martin | 4 | 0 | 4 | 0 | 0 | 0 | 0 | 24 |
| Brenner | 3 | 0 | 3 | 0 | 0 | 0 | 0 | 18 |
| Goodlow | 3 | 0 | 3 | 0 | 0 | 0 | 0 | 18 |
| W. Wilson | 3 | 1 | 2 | 0 | 0 | 0 | 0 | 18 |
| Gajan | 2 | 2 | 0 | 0 | 0 | 0 | 0 | 12 |
| Groth | 2 | 0 | 2 | 0 | 0 | 0 | 0 | 12 |
| Hardy | 2 | 0 | 2 | 0 | 0 | 0 | 0 | 12 |
| Tice | 2 | 0 | 2 | 0 | 0 | 0 | 0 | 12 |
| Warren | 2 | 0 | 2 | 0 | 0 | 0 | 0 | 12 |
| Campbell | 1 | 1 | 0 | 0 | 0 | 0 | 0 | 6 |
| Del Rio | 1 | 0 | 0 | 1 | 0 | 0 | 0 | 6 |
| Hebert | 1 | 0 | 1 | 0 | 0 | 0 | 0 | 6 |
| Hoage | 1 | 0 | 0 | 1 | 0 | 0 | 0 | 6 |
| Merkens | 1 | 0 | 1 | 0 | 0 | 0 | 0 | 6 |
| Poe | 1 | 0 | 0 | 1 | 0 | 0 | 0 | 6 |
| TEAM | 29 | 4 | 20 | 5 | 27/29 | 31/35 | 0 | 294 |
| OPP. | 48 | 19 | 26 | 3 | 48/48 | 21/28 | 1 | 401 |

SACKS: Jackson 11.0, B. Clark 8.5, Geathers 6.5, Warren 5.5, Paul 5.0, Wilks 2.5, Haynes 2.0, Elliott 1.0, Hoage 1.0, Kovach 1.0, Redd 1.0, Wattelet 1.0.
SAINTS46.0
OPPONENTS58.0

Andersen: (50G, 36G) (45N, 55G) (36G, 40G, 50N) (39G, 39G, 39N) (40G, 33G, 43G) (34G, 33G) (33G, 43G) (51G) (20G, 28B) (26G, 47G, 45G) (47G, 42G, 35G, 27G, 35G) (31G, 30G, 42G) (46G, 41G) (28G) OPPONENTS: (48G, 52G, 52G, 34G) (43G, 48G) (38G, 51G, 62N) (42G) (48N) (31G) (39N, 42N) (32G, 26G) (27G) (22G, 22G, 37G) (41G) (52N, 24G) (39N, 48G, 46N, 31G, 22G)

| PASSING | Att. | Cmp | Yds | Cmp% | Yds/Att | TD | TD% | Int | Int% | Long | Sack/Lost | Rating |
|-----------|------|-----|------|-------|---------|----|-------|-----|------|------|-----------|--------|
| D. Wilson | 293 | 145 | 1843 | 49.5 | 6.29 | 11 | 3.8 | 15 | 5.1 | 50 | 39/291 | 60.7 |
| Hebert | 181 | 97 | 1208 | 53.6 | 6.67 | 5 | 2.8 | 4 | 2.2 | 761 | 17/150 | 74.6 |
| Todd | 32 | 16 | 191 | 50.0 | 5.97 | 3 | 9.4 | 4 | 12.5 | 561 | 1/10 | 60.3 |
| Hansen | 1 | 1 | 8 | 100.0 | 8.00 | 0 | 0.0 | 0 | 0.0 | 8 | 0/0 | 100.0 |
| Merkens | 1 | 1 | 7 | 100.0 | 7.00 | 1 | 100.0 | 0 | 0.0 | 71 | 0/0 | 135.4 |
| TEAM | 508 | 260 | 3257 | 51.2 | 6.41 | 20 | 3.9 | 23 | 4.5 | 761 | 58/461 | 65.7 |
| OPPONENTS | 529 | 306 | 3975 | 57.8 | 7.51 | 26 | 4.9 | 21 | 4.0 | 551 | 48/322 | 61.4 |

| | No. | Yds. | Avg. | Long | TD |
|-----------|-----|------|------|------|----|
| W. Wilson | 168 | 645 | 3.8 | 411 | 1 |
| Campbell | 158 | 643 | 4.1 | 45 | 1 |
| Gajan | 50 | 251 | 5.0 | 26 | 2 |
| Anthony | 17 | 65 | 3.8 | 13 | 0 |
| Wattelet | 2 | 42 | 21.0 | 23 | 0 |
| Hebert | 12 | 26 | 2.2 | 8 | 0 |
| D. Wilson | 18 | 7 | 0.4 | 17 | 0 |
| Fowler | 2 | 4 | 2.0 | 3 | 0 |
| Goodlow | 1 | 3 | 3.0 | 3 | 0 |
| Martin | 2 | -1 | -0.5 | 11 | 0 |
| Merkens | 1 | -2 | -2.0 | -2 | 0 |
| TEAM | 431 | 1683 | 3.9 | 45 | 4 |
| OPP. | 508 | 2162 | 4.3 | 48 | 19 |

| | No. | Yds. | Avg. | Long | TD |
|-----------|-----|------|------|------|----|
| Brenner | 42 | 652 | 15.5 | 30 | 3 |
| W. Wilson | 38 | 228 | 6.0 | 21 | 2 |
| Martin | 35 | 522 | 14.9 | 50 | 4 |
| Goodlow | 32 | 603 | 18.8 | 761 | 3 |
| Anthony | 28 | 185 | 6.6 | 36 | 0 |
| Tice | 24 | 266 | 11.1 | 391 | 2 |
| Groth | 15 | 238 | 15.9 | 561 | 2 |
| Hardy | 15 | 208 | 13.9 | 31 | 2 |
| Gajan | 8 | 87 | 10.9 | 22 | 0 |
| Scott | 7 | 61 | 8.7 | 15 | 0 |
| Campbell | 6 | 88 | 14.7 | 39 | 0 |
| Fowler | 5 | 43 | 8.6 | 11 | 0 |
| Merkens | 3 | 61 | 20.3 | 391 | 1 |
| Haynes | 1 | 8 | 8.0 | 8 | 0 |
| Hebert | 1 | 7 | 7.0 | 71 | 1 |
| TEAM | 260 | 3257 | 12.5 | 761 | 20 |
| OPP. | 306 | 3975 | 13.0 | 651 | 26 |

| | No. | Yds. | Avg. | Long | TD |
|----------|-----|------|------|------|----|
| Waymer | 6 | 49 | 8.2 | 28 | 0 |
| Hoage | 4 | 79 | 19.8 | 521 | 1 |
| Poe | 3 | 63 | 21.0 | 401 | 1 |
| Tullis | 2 | 22 | 11.0 | 22 | 0 |
| Del Rio | 2 | 13 | 6.5 | 11 | 0 |
| Wattelet | 2 | 0 | 0.0 | 0 | 0 |
| Kovach | 1 | 53 | 53.0 | 53 | 0 |
| Redd | 1 | 25 | 25.0 | 25 | 0 |
| Winston | 0 | 8 | 8.0 | 8 | 0 |
| TEAM | 21 | 312 | 14.9 | 53 | 2 |
| OPP. | 23 | 251 | 10.9 | 33 | 1 |

| | No. | Yds. | Avg. | Long | TD |
|---------|-----|------|------|------|----|
| Tullis | 23 | 470 | 20.4 | 62 | 0 |
| Anthony | 23 | 476 | 20.7 | 52 | 0 |
| Martin | 15 | 384 | 25.6 | 69 | 0 |
| Fowler | 4 | 78 | 19.5 | 23 | 0 |
| Roaches | 4 | 76 | 19.0 | 23 | 0 |
| Merkens | 1 | 0 | 0.0 | 0 | 0 |
| Rackley | 1 | 63 | 63.0 | 63 | 0 |
| TEAM | 71 | 1547 | 21.8 | 69 | 0 |
| OPP. | 43 | 968 | 22.5 | 941 | 1 |

| | Ret | FC | Yds | Avg | Long | TD |
|---------|-----|----|-----|-----|------|----|
| Tullis | 17 | 6 | 141 | 8.3 | 17 | 0 |
| Martin | 8 | 10 | 53 | 6.6 | 13 | 0 |
| Roaches | 4 | 2 | 21 | 5.3 | 10 | 0 |
| Groth | 1 | 0 | 0 | 0.0 | 0 | 0 |
| TEAM | 30 | 18 | 215 | 7.2 | 17 | 0 |
| OPP. | 45 | 17 | 397 | 8.8 | 46 | 0 |

| | No. | Yds | Avg | Net | TB | In | Lg | B |
|--------|-----|------|------|-----|----|----|----|---|
| Hansen | 89 | 3763 | 42.3 | 6 | 14 | 58 | 0 | 0 |
| TEAM | 89 | 3763 | 42.3 | 6 | 14 | 58 | 0 | 0 |
| OPP. | 81 | 3417 | 42.2 | 7 | 24 | 61 | 0 | 0 |

| | 1-19 | 20-29 | 30-39 | 40-49 | 50+ |
|----------|------|-------|-------|-------|-----|
| Andersen | 0/0 | 4/5 | 13/14 | 11/12 | 3/4 |
| OPP. | 0/0 | 6/6 | 6/8 | 6/9 | 3/5 |

WON 7, LOST 9

| | | | |
|---------|-------|---------------------|--------|
| 9/2 L | 28-36 | Atlanta | 66,652 |
| 9/9 W | 17-13 | Tampa Bay | 54,686 |
| 9/16 L | 20-30 | at San Francisco | 57,611 |
| 9/23 W | 34-24 | St. Louis Cardinals | 58,723 |
| 9/30 W | 27-10 | at Houston Oilers | 43,108 |
| 10/7 L | 7-20 | at Chicago | 53,752 |
| 10/14 L | 10-28 | Los Angeles Rams | 63,161 |
| 10/21 L | 27-30 | OT at Dallas | 50,966 |
| 10/28 W | 16-14 | at Cleveland | 52,849 |
| 11/4 L | 13-23 | Green Bay | 57,426 |
| 11/11 W | 17-13 | at Atlanta | 40,590 |
| 11/19 W | 27-24 | Pittsburgh | 66,005 |
| 11/25 L | 3-35 | San Francisco | 65,117 |
| 12/2 L | 21-34 | at Los Angeles Rams | 49,348 |
| 12/9 L | 21-24 | Cincinnati | 40,855 |
| 12/15 W | 20-3 | at New York Giants | 63,739 |

| | N.O. | OPP. |
|---------------------|---------|----------|
| TOTAL FIRST DOWNS | 298 | 298 |
| Rushing | 131 | 134 |
| Passing | 137 | 142 |
| Penalty | 30 | 22 |
| 3rd Down: Made/Att. | 90/221 | 83/221 |
| 3rd Down: Pct. | 40.7 | 37.6 |
| 4th Down: Made/Att. | 8/22 | 8/11 |
| 4th Down: Pct. | 36.4 | 72.7 |
| POSSESSION AVG. | 5008 | 4914 |
| TOTAL NET YARDS | 307.1 | 307.1 |
| Avg. Per Game | 1044 | 1025 |
| Total Plays | 4.8 | 4.8 |
| Avg. Per Play | 2171 | 2461 |
| NET YARDS RUSHING | 135.7 | 153.8 |
| Avg. Per Game | 523 | 548 |
| Total Rushes | 2837 | 2453 |
| NET YARDS PASSING | 177.3 | 153.3 |
| Avg. Per Game | 45/361 | 55/420 |
| Sacked/Yards Lost | 3198 | 2873 |
| Gross Yards | 476/246 | 422/239 |
| Att./Completions | 51.7 | 56.6 |
| Completion Pct. | 28 | 13 |
| Had Intercepted | 70/43.1 | 84/41.6 |
| PUNTS/AVERAGE | 36.3 | 36.0 |
| NET PUNTING AVG. | 101/849 | 119/1025 |
| PENALTIES/YARDS | 22/13 | 28/10 |
| FUMBLES/BALL LOST | 34 | 41 |
| TOUCHDOWNS | 9 | 13 |
| Rushing | 21 | 23 |
| Passing | 4 | 5 |
| Returns | | |

| | Q1 | Q2 | Q3 | Q4 | OT | PTS. |
|--------|----|-----|----|----|----|------|
| SAINTS | 61 | 101 | 37 | 99 | 0 | 290 |
| OPP. | 42 | 129 | 78 | 99 | 3 | 361 |

| | TD | Ru | Pa | RT | PAT | FG | S | PTS. |
|-----------|----|----|----|----|-------|-------|---|------|
| Andersen | 0 | 0 | 0 | 0 | 34/34 | 20/27 | 0 | 94 |
| Gajan | 7 | 5 | 2 | 0 | 0 | 0 | 0 | 42 |
| Brenner | 6 | 0 | 6 | 0 | 0 | 0 | 0 | 36 |
| W. Wilson | 4 | 1 | 3 | 0 | 0 | 0 | 0 | 24 |
| Young | 3 | 0 | 3 | 0 | 0 | 0 | 0 | 18 |
| Goodlow | 3 | 0 | 3 | 0 | 0 | 0 | 0 | 18 |
| G. Rogers | 2 | 2 | 0 | 0 | 0 | 0 | 0 | 18 |
| Winston | 2 | 0 | 0 | 2 | 0 | 0 | 0 | 12 |
| Wattelet | 2 | 0 | 0 | 2 | 0 | 0 | 0 | 12 |
| Tice | 1 | 0 | 1 | 0 | 0 | 0 | 0 | 6 |
| Anthony | 1 | 1 | 0 | 0 | 0 | 0 | 0 | 6 |
| Scott | 1 | 0 | 1 | 0 | 0 | 0 | 0 | 6 |
| Hardy | 1 | 0 | 1 | 0 | 0 | 0 | 0 | 6 |
| Miller | 1 | 0 | 1 | 0 | 0 | 0 | 0 | 6 |
| TEAM | 34 | 9 | 21 | 4 | 34/34 | 20/27 | 0 | 298 |
| OPP. | 41 | 13 | 23 | 5 | 41/41 | 24/31 | 1 | 361 |

| | Ret | FC | Yds | Avg | Long | TD |
|--------|-----|----|-----|------|------|----|
| Fields | 27 | 6 | 236 | 8.7 | 61 | 0 |
| Groth | 6 | 12 | 32 | 5.3 | 9 | 0 |
| TEAM | 33 | 18 | 268 | 8.1 | 61 | 0 |
| OPP. | 47 | 5 | 550 | 11.6 | 761 | 1 |

| | No. | Yds | Avg | Net | TB | In | Lg | B |
|--------|-----|------|------|-----|----|----|----|---|
| Hansen | 69 | 3020 | 43.8 | 7 | 9 | 66 | 1 | 0 |
| Team | 1 | 0 | 0.0 | 0 | 0 | 0 | 0 | 0 |
| TEAM | 70 | 3020 | 43.8 | 7 | 9 | 66 | 1 | 0 |
| OPP. | 84 | 3492 | 41.6 | 10 | 27 | 87 | 0 | 0 |

SACKS: Jackson 12.0, B. Clark 10.5, Paul 9.5, Wilks 7.5, Geathers 6.0, Warren 4.0, Reg. Lewis 2.0, Kovach 1.0, Moore 1.0, Winston 0.5.
SAINTS55.0
OPPONENTS45.0

| | Att. | Cmp | Yds | Cmp% | Yds/Att</ |
|--|------|-----|-----|------|-----------|
|--|------|-----|-----|------|-----------|

SAINTS 1983 STATISTICS

WON 8, LOST 8

| | | | |
|---------|-------|---------------------|--------|
| 9/4 W | 28-17 | St. Louis Cardinals | 65,225 |
| 9/11 L | 27-20 | at Los Angeles Rams | 45,572 |
| 9/18 W | 34-31 | OT Chicago | 64,692 |
| 9/25 L | 20-21 | at Dallas | 62,136 |
| 10/2 W | 17-7 | Miami | 66,489 |
| 10/9 W | 19-17 | at Atlanta | 51,654 |
| 10/16 L | 13-32 | San Francisco | 68,154 |
| 10/23 W | 24-21 | at Tampa Bay | 48,242 |
| 10/30 L | 21-27 | at Buffalo | 49,413 |
| 11/6 W | 27-10 | Atlanta | 67,062 |
| 11/13 L | 0-27 | at San Francisco | 40,022 |
| 11/21 L | 28-31 | New York Jets | 68,606 |
| 11/27 W | 17-16 | Minnesota | 59,502 |
| 12/4 L | 0-7 | at New England | 24,579 |
| 12/11 W | 20-17 | OT at Philadelphia | 45,182 |
| 12/18 L | 24-26 | Los Angeles Rams | 70,148 |

| | N.O. | OPP. |
|---------------------|---------|---------|
| TOTAL FIRST DOWNS | 286 | 289 |
| Rushing | 135 | 108 |
| Passing | 136 | 159 |
| Penalty | 15 | 22 |
| 3rd Down: Made/Att. | 85/222 | 86/222 |
| 3rd Down: Pct. | 38.3 | 38.7 |
| 4th Down: Made/Att. | 13/17 | 2/7 |
| 4th Down: Pct. | 76.5 | 28.6 |
| POSSESSION AVG. | | |
| TOTAL NET YARDS | 4938 | 4691 |
| Avg. Per Game | 308.6 | 293.2 |
| Total Plays | 1055 | 1024 |
| Avg. Per Play | 4.7 | 4.6 |
| NET YARDS RUSHING | 2461 | 2000 |
| Avg. Per Game | 153.8 | 125.0 |
| Total Rushes | 595 | 473 |
| NET YARDS PASSING | 2477 | 2691 |
| Avg. Per Game | 154.8 | 168.2 |
| Sacked/Yards Lost | 35/305 | 56/437 |
| Gross Yards | 2782 | 3128 |
| Att./Completions | 425/23 | 495/271 |
| Completion Pct. | 57.2 | 54.6 |
| Had Intercepted | 25 | 23 |
| PUNTS/AVERAGE | 78/40.7 | 83/41.9 |
| NET PUNTING AVG. | 30.8 | 36.8 |
| PENALTIES/YARDS | 93/817 | 96/804 |
| FUMBLES/BALL LOST | 36/22 | 33/16 |
| TOUCHDOWNS | 38 | 39 |
| Rushing | 11 | 11 |
| Passing | 14 | 20 |
| Returns | 4 | 8 |

| | Q1 | Q2 | Q3 | Q4 | OT | PTS. |
|--------|----|----|-----|-----|----|------|
| SAINTS | 41 | 81 | 103 | 88 | 6 | 319 |
| OPP. | 74 | 86 | 61 | 116 | 0 | 337 |

| | TD | Ru | Pa | RT | PAT | FG | S | PTS. |
|------------|----|----|----|----|-------|-------|---|------|
| Andersen | 0 | 0 | 0 | 0 | 37/38 | 18/24 | 0 | 91 |
| W. Wilson | 11 | 9 | 2 | 0 | 0 | 0 | 0 | 66 |
| G. Rogers | 5 | 5 | 0 | 0 | 0 | 0 | 0 | 30 |
| Gajan | 4 | 4 | 0 | 0 | 0 | 0 | 0 | 24 |
| Young | 3 | 0 | 3 | 0 | 0 | 0 | 0 | 18 |
| Brenner | 3 | 0 | 3 | 0 | 0 | 0 | 0 | 18 |
| Duckett | 2 | 0 | 2 | 0 | 0 | 0 | 0 | 12 |
| Goodlow | 2 | 0 | 2 | 0 | 0 | 0 | 0 | 12 |
| D. Wilson | 1 | 0 | 0 | 0 | 0 | 0 | 0 | 6 |
| Groth | 1 | 0 | 1 | 0 | 0 | 0 | 0 | 6 |
| Poe | 1 | 0 | 1 | 0 | 0 | 0 | 0 | 6 |
| Re. Lewis | 1 | 0 | 0 | 1 | 0 | 0 | 0 | 6 |
| Kel. Clark | 1 | 0 | 0 | 1 | 0 | 0 | 0 | 6 |
| Johnson | 1 | 0 | 0 | 1 | 0 | 0 | 0 | 6 |
| Tice | 1 | 0 | 0 | 1 | 0 | 0 | 0 | 6 |
| Korte | 1 | 0 | 0 | 1 | 0 | 0 | 0 | 6 |
| TEAM | 38 | 19 | 14 | 5 | 37/38 | 18/24 | 0 | 319 |
| OPP. | 39 | 11 | 20 | 8 | 37/39 | 20/34 | 3 | 337 |

SACKS: Jackson 11.0, Wilks 8.0, Reg. Lewis 6.5, Moore 6.0, Elliot 6.0, Paul 6.0, B. Clark 4.5, Kovach 3.0, Nairne 2.0, Warren 2.0, Winston 1.0. SAINTS 56.0 OPPONENTS 35.0

| PASSING | Att. | Cmp | Yds | Cmp% | Yds/Att | TD | TD% | Int | Int% | Long | Sack/Lost | Rating |
|-----------|------|-----|------|-------|---------|----|-----|-----|------|------|-----------|--------|
| Stabler | 311 | 176 | 1988 | 56.6 | 6.39 | 9 | 2.9 | 18 | 5.8 | 48 | 18/159 | 61.4 |
| D. Wilson | 112 | 66 | 70 | 58.9 | 6.88 | 5 | 4.5 | 7 | 6.3 | 42 | 17/146 | 68.6 |
| Erleben | 1 | 1 | 24 | 100.0 | 24.0 | 0 | 0.0 | 0 | 0.0 | 24 | 0/0 | 0.0 |
| an | 1 | 0 | 0 | -- | -- | 0 | -- | 0 | -- | 0 | 0/0 | 0.0 |
| M | 425 | 243 | 2782 | 57.2 | 6.55 | 14 | 3.3 | 25 | 5.9 | 48 | 35/305 | 63.5 |
| OPPONENTS | 495 | 271 | 3128 | 54.7 | 6.32 | 20 | 4.0 | 23 | 4.6 | 60 | 56/437 | 68.2 |

| | No. | Yds. | Avg. | Long | TD |
|-----------|-----|------|------|------|----|
| G. Rogers | 256 | 1144 | 4.5 | 761 | 5 |
| W. Wilson | 199 | 787 | 4.0 | 29 | 9 |
| Gajan | 81 | 415 | 5.1 | 58 | 4 |
| J. Rogers | 26 | 80 | 3.1 | 13 | 0 |
| T. Wilson | 8 | 21 | 2.6 | 7 | 0 |
| Austin | 4 | 16 | 4.0 | 5 | 0 |
| Merkens | 1 | 16 | 16.0 | 16 | 0 |
| Groth | 1 | 15 | 15.0 | 15 | 0 |
| Goodlow | 1 | 3 | 3.0 | 3 | 0 |
| D. Wilson | 5 | 3 | 0.6 | 5 | 1 |
| Ernieben | 2 | -9 | -4.5 | 1 | 0 |
| Stabler | 9 | -14 | -1.6 | 0 | 0 |
| Duckett | 2 | -16 | -8.0 | 2 | 0 |
| TEAM | 595 | 2461 | 4.1 | 761 | 19 |
| OPP. | 473 | 2000 | 4.2 | 71 | 11 |

| | No. | Yds. | Avg. | Long | TD |
|-----------|-----|------|------|------|----|
| Groth | 49 | 585 | 11.9 | 42 | 1 |
| Brenner | 41 | 574 | 14.0 | 38 | 3 |
| Goodlow | 41 | 487 | 11.9 | 26 | 2 |
| Scott | 24 | 274 | 11.4 | 35 | 0 |
| W. Wilson | 20 | 178 | 8.9 | 24 | 2 |
| Duckett | 198 | 282 | 14.9 | 48 | 2 |
| Gajan | 17 | 130 | 7.6 | 26 | 0 |
| G. Rogers | 12 | 69 | 5.8 | 22 | 0 |
| Young | 7 | 85 | 12.1 | 32 | 3 |
| Tice | 7 | 33 | 4.7 | 12 | 1 |
| Hardy | 2 | 29 | 14.5 | 22 | 0 |
| Austin | 2 | 25 | 12.5 | 18 | 0 |
| Mauti | 2 | 30 | 15.0 | 23 | 0 |
| TEAM | 243 | 2782 | 11.4 | 48 | 14 |
| OPP. | 271 | 3128 | 11.5 | 60 | 20 |

| | No. | Yds. | Avg. | Long | TD |
|------------|-----|------|------|------|----|
| Poe | 7 | 146 | 20.9 | 311 | 1 |
| Gary | 3 | 70 | 23.3 | 26 | 0 |
| Winston | 3 | 21 | 7.0 | 15 | 0 |
| Johnson | 2 | 80 | 40.0 | 701 | 1 |
| Wattlett | 2 | 33 | 16.5 | 24 | 0 |
| Paul | 2 | 3 | 1.5 | 3 | 0 |
| Reg. Lewis | 1 | 27 | 27.0 | 271 | 1 |
| Stemrick | 1 | 26 | 26.0 | 261 | 1 |
| Warren | 1 | 6 | 6.0 | 6 | 0 |
| Jackson | 1 | 0 | 0.0 | 0 | 0 |
| TEAM | 23 | 412 | 17.9 | 701 | 3 |
| OPP. | 25 | 424 | 17.0 | 691 | 5 |

| | No. | Yds. | Avg. | Long | TD |
|-----------|-----|------|------|------|----|
| Duckett | 33 | 719 | 21.8 | 61 | 0 |
| W. Wilson | 10 | 257 | 25.7 | 52 | 0 |
| Mauti | 8 | 147 | 18.4 | 35 | 0 |
| Austin | 7 | 112 | 16.0 | 27 | 0 |
| J. Rogers | 6 | 85 | 14.2 | 25 | 0 |
| Brook | 1 | 15 | 15.0 | 15 | 0 |
| Wattlett | 1 | 4 | 4.0 | 4 | 0 |
| TEAM | 66 | 1339 | 20.3 | 61 | 0 |
| OPP. | 44 | 937 | 21.3 | 53 | 0 |

| | Ret | FC | Yds | Avg | Long | TD |
|-------|-----|----|-----|-----|------|----|
| Groth | 39 | 15 | 275 | 7.1 | 38 | 0 |
| TEAM | 39 | 15 | 275 | 7.1 | 38 | 0 |
| OPP. | | | | | 761 | 2 |

| | No. | Yds | Avg | Net | TB | In | Lg | B |
|----------|-----|------|------|-----|----|----|----|---|
| Ernieben | 74 | 3034 | 41.0 | 9 | 10 | 60 | 0 | 0 |
| Merkens | 4 | 144 | 36.0 | 1 | 0 | 45 | 0 | 0 |
| TEAM | 78 | 3178 | 40.7 | 10 | 10 | 60 | 0 | 0 |
| OPP. | 83 | 3473 | 41.9 | 7 | 22 | 70 | 0 | 0 |

| | 1-19 | 20-29 | 30-39 | 40-49 | 50+ |
|----------|------|-------|-------|-------|-----|
| Andersen | 2/2 | 8/8 | 3/4 | 2/6 | 3/4 |
| OPP. | | | | | |

SAINTS 1982 STATISTICS

WON 4, LOST 5

| | | | |
|---------|-------|---------------------|--------|
| 9/12 L | 7-21 | St. Louis Cardinals | 58,763 |
| 9/19 W | 10-0 | at Chicago | 56,600 |
| 11/21 W | 27-17 | Kansas City | 39,341 |
| 11/28 W | 23-20 | at San Francisco | 51,611 |
| 12/5 L | 10-13 | Tampa Bay | 61,709 |
| 12/12 L | 0-35 | at Atlanta | 39,535 |
| 12/19 L | 7-21 | at Dallas | 64,506 |
| 12/26 L | 10-27 | Washington | 48,667 |
| 1/2 W | 35-6 | Atlanta | 47,336 |

| | N.O. | OPP. |
|---------------------|---------|---------|
| TOTAL FIRST DOWNS | 173 | 150 |
| Rushing | 79 | 58 |
| Passing | 76 | 81 |
| Penalty | 18 | 11 |
| 3rd Down: Made/Att. | 48/129 | 36/103 |
| 3rd Down: Pct. | 37.2 | 35.0 |
| 4th Down: Made/Att. | 6/10 | 3/3 |
| 4th Down: Pct. | 60.0 | 100.0 |
| POSSESSION AVG. | | |
| TOTAL NET YARDS | 2655 | 2607 |
| Avg. Per Game | 295.0 | 290.0 |
| Total Plays | 602 | 531 |
| Avg. Per Play | 4.4 | 4.9 |
| NET YARDS RUSHING | 1257 | 974 |
| Total Rushes | 140.0 | 108.2 |
| NET YARDS PASSING | 1331 | 255 |
| Avg. Per Game | 1398 | 1633 |
| Sacked/Yards Lost | 155.3 | 181.4 |
| Gross Yards | 23/173 | 31/231 |
| Att./Completions | 157/1 | 186/4 |
| Completion Pct. | 248/137 | 245/149 |
| Had Intercepted | 55.2 | 60.8 |
| PUNTS/AVERAGE | 14 | 9 |
| NET PUNTING AVG. | 46/43.0 | 51/41.1 |
| PENALTIES/YARDS | 35.2 | 36.7 |
| FUMBLES/BALL LOST | 65/514 | 50/454 |
| TOUCHDOWNS | 17/10 | 23/13 |
| Rushing | 16 | 19 |
| Passing | 8 | 8 |
| Returns | 11 | 0 |

| | Q1 | Q2 | Q3 | Q4 | OT | PTS. |
|--------|----|----|----|----|----|------|
| SAINTS | 14 | 27 | 26 | 45 | 0 | 129 |
| OPP. | 64 | 34 | 48 | 0 | 0 | 160 |

| | TD | Ru | Pa | RT | PAT | FG | S | PTS. |
|-----------|----|----|----|----|-------|------|---|------|
| W. Wilson | 5 | 3 | 2 | 0 | 0 | 0 | 0 | 30 |
| Fritsch | 0 | 0 | 0 | 0 | 8/9 | 4/7 | 0 | 20 |
| G. Rogers | 3 | 3 | 0 | 0 | 0 | 0 | 0 | 18 |
| J. Rogers | 2 | 2 | 0 | 0 | 0 | 0 | 0 | 12 |
| Duckett | 2 | 0 | 2 | 0 | 0 | 0 | 0 | 12 |
| Andersen | 0 | 0 | 0 | 0 | 6/6 | 2/5 | 0 | 12 |
| Hardy | 1 | 0 | 1 | 0 | 0 | 0 | 0 | 6 |
| Groth | 1 | 0 | 1 | 0 | 0 | 0 | 0 | 6 |
| Thompson | 1 | 0 | 1 | 0 | 0 | 0 | 0 | 6 |
| Hurley | 1 | 0 | 1 | 0 | 0 | 0 | 0 | 6 |
| Ernieben | 0 | 0 | 0 | 0 | 1/1 | 0/1 | 0 | 1 |
| TEAM | 16 | 8 | 8 | 0 | 15/16 | 6/12 | 0 | 129 |
| OPP. | 19 | 8 | 11 | 0 | 19/19 | 9/12 | 0 | 160 |

SACKS: B. Clark 5.5, Jackson 4.5, Moore 4.0, Gary 3.0, Paul 3.0, Lewis 3.0, Kovach 2.5, Wilks 2.0, Winston 1.5, Nairne 1.0, Warren 1.0, Bordelon 1.0.

| | SAINTS | OPPONENTS |
|-----------|--------|-----------|
| SAINTS | 31.0 | 23.0 |
| OPPONENTS | | |

| | No. | Yds. | Avg. | Long | TD |
|-----------|-----|------|------|------|----|
| G. Rogers | 122 | 535 | 4.4 | 30 | 3 |
| W. Wilson | 103 | 413 | 4.0 | 20 | 3 |
| J. Rogers | 60 | 178 | 3.0 | 32 | 2 |
| Gajan | 19 | 77 | 4.1 | 12 | 0 |
| Merkens | 9 | 30 | 3.3 | 19 | 0 |
| Tyler | 10 | 21 | 2.1 | 11 | 0 |
| Holmes | 2 | 8 | 4.0 | 5 | 0 |
| Thompson | 1 | 2 | 2.0 | 2 | 0 |
| Groth | 1 | 1 | 1.0 | 1 | 1 |
| Stabler | 3 | -4 | -1.3 | 0 | 0 |
| L. Scott | 1 | -4 | -4.0 | -4 | 0 |
| TEAM | 331 | 1257 | 3.8 | 38 | 8 |
| OPP. | 255 | 974 | 3.8 | 40 | 5 |

| | No. | Yds. | Avg. | Long | TD |
|-----------|-----|------|------|------|----|
| Groth | 30 | 383 | 12.8 | 39 | 1 |
| W. Wilson | 25 | 175 | 7.0 | 34 | 2 |
| L. Scott | 17 | 251 | 14.8 | 36 | 0 |
| Brenner | 16 | 171 | 10.7 | 25 | 0 |
| Duckett | 12 | 196 | 16.3 | 31 | 2 |
| Thompson | 8 | 138 | 17.3 | 48 | 1 |
| Hardy | 8 | 67 | 8.4 | 31 | 1 |
| Tyler | 4 | 31 | 7.8 | 12 | 0 |
| G. Rogers | 4 | 21 | 5.3 | 10 | 0 |
| J. Rogers | 4 | 17 | 4.3 | 6 | 0 |
| Mauti | 4 | 70 | 17.5 | 37 | 0 |
| Others | 5 | 51 | 10.2 | 391 | 1 |
| TEAM | 137 | 1571 | 11.5 | 48 | 8 |
| OPP. | 149 | 1864 | 12.5 | 581 | 10 |

| | No. | Yds. | Avg. | Long | TD |
|---------|-----|------|------|------|----|
| Gary | 2 | 25 | 12.5 | 19 | 0 |
| Winston | 2 | -2 | -1.0 | 0 | 0 |
| Jackson | 1 | 32 | 32.0 | 32 | 0 |

SAINTS 1981 STATISTICS

WON 4, LOST 12

| | | | | |
|-------|---|-------|------------------------|--------|
| 9/6 | L | 0-27 | at Atlanta | 57,406 |
| 9/13 | W | 23-17 | Los Angeles Rams | 62,063 |
| 9/20 | L | 7-20 | at New York Giants | 69,814 |
| 9/27 | L | 14-21 | at San Francisco | 44,433 |
| 10/4 | L | 6-20 | Pittsburgh | 64,578 |
| 10/11 | L | 14-31 | Philadelphia | 52,728 |
| 10/18 | L | 17-20 | at Cleveland | 76,059 |
| 10/25 | W | 17-7 | Cincinnati | 46,336 |
| 11/1 | L | 10-41 | Atlanta | 63,637 |
| 11/8 | W | 21-13 | at Los Angeles Rams | 61,068 |
| 11/15 | L | 10-20 | at Minnesota | 45,215 |
| 11/22 | W | 27-24 | at Houston | 49,581 |
| 11/29 | L | 14-31 | Tampa Bay | 62,209 |
| 12/6 | L | 3-30 | at St. Louis Cardinals | 46,923 |
| 12/13 | L | 7-35 | Green Bay | 45,518 |
| 12/20 | L | 17-21 | San Francisco | 43,639 |

| | | N.O. | OPP. |
|---------------------|--|---------|----------|
| TOTAL FIRST DOWNS | | 280 | 303 |
| Rushing | | 126 | 127 |
| Passing | | 124 | 161 |
| Penalty | | 30 | 15 |
| 3rd Down: Made/Att. | | 91/225 | 88/209 |
| 3rd Down: Pct. | | 40.4 | 42.1 |
| 4th Down: Made/Att. | | | |
| 4th Down: Pct. | | | |
| POSSESSION AVG. | | | |
| TOTAL NET YARDS | | 4705 | 5253 |
| Avg. Per Game | | 294.1 | 328.3 |
| Total Plays | | 1035 | 1002 |
| Avg. Per Play | | 4.5 | 5.2 |
| NET YARDS RUSHING | | 2286 | 1916 |
| Avg. Per Game | | 142.9 | 119.8 |
| Total Rushes | | 546 | 504 |
| NET YARDS PASSING | | 2419 | 3337 |
| Avg. Per Game | | 151.2 | 208.6 |
| Sacked/Yards Lost | | 41/359 | 27/241 |
| Gross Yards | | 3578 | 3578 |
| Att./Completions | | 441/238 | 471/287 |
| Completion Pct. | | 54.0 | 60.9 |
| Had Intercepted | | 27 | 17 |
| PUNTS/AVERAGE | | 66/44.5 | 66/44.1 |
| NET PUNTING AVG. | | 34.4 | 35.7 |
| PENALTIES/YARDS | | 109/899 | 117/1079 |
| FUMBLES/BALL LOST | | 40/20 | 30/17 |
| TOUCHDOWNS | | 24 | 46 |
| Rushing | | 16 | 17 |
| Passing | | 8 | 26 |
| Returns | | 0 | 3 |

SCORE BY PERIODS

| | Q1 | Q2 | Q3 | Q4 | OT | PTS. |
|--------|----|-----|----|-----|----|------|
| SAINTS | 51 | 57 | 44 | 55 | 0 | 207 |
| OPP. | 79 | 117 | 79 | 103 | 0 | 378 |

SCORING

| | TD | Ru | Pa | RT | PAT | FG | S | PTS. |
|-----------|----|----|----|----|-------|-------|---|------|
| G. Rogers | 13 | 13 | 0 | 0 | 0 | 0 | 0 | 78 |
| Ricardo | 0 | 0 | 0 | 0 | 24/24 | 13/25 | 0 | 63 |
| W. Wilson | 5 | 1 | 4 | 0 | 0 | 0 | 0 | 30 |
| Holmes | 2 | 2 | 0 | 0 | 0 | 0 | 0 | 12 |
| Groth | 1 | 0 | 1 | 0 | 0 | 0 | 0 | 6 |
| Merkens | 1 | 0 | 1 | 0 | 0 | 0 | 0 | 6 |
| Hardy | 1 | 0 | 1 | 0 | 0 | 0 | 0 | 6 |
| Chandler | 1 | 0 | 1 | 0 | 0 | 0 | 0 | 6 |
| TEAM | 24 | 16 | 8 | 0 | 24/24 | 13/25 | 0 | 207 |
| OPP. | 46 | 17 | 26 | 3 | 45/46 | 19/25 | 0 | 378 |

SACKS: Jackson 8.0, Grooms 4.0, Wilks 3.5, Warren 3.5, Nairne 2.0, Redd 1.0, Kovach 1.0, Gary 1.0, Moore 1.0, Boyarsky 1.0, Bennett 1.0.

SAINTS.....27.0

OPPONENTS.....40.0

RUSHING

| | No. | Yds. | Avg. | Long | TD |
|-----------|-----|------|------|------|----|
| G. Rogers | 378 | 1674 | 4.4 | 79t | 13 |
| Holmes | 58 | 194 | 3.3 | 11 | 2 |
| Tyler | 36 | 183 | 5.1 | 42 | 0 |
| W. Wilson | 44 | 137 | 3.1 | 12 | 1 |
| J. Rogers | 9 | 37 | 4.1 | 15 | 0 |
| Manning | 3 | 28 | 9.3 | 15 | 0 |
| Groth | 2 | 27 | 13.5 | 28 | 0 |
| Ernieben | 2 | 10 | 5.0 | 26 | 0 |
| Stauch | 2 | 6 | 3.0 | 5 | 0 |
| D. Wilson | 5 | 1 | 0.3 | 9 | 0 |
| Merkens | 2 | -1 | -0.5 | 2 | 0 |
| Others | 5 | -10 | -1.7 | 6 | 0 |
| TEAM | 546 | 2286 | 4.2 | 79t | 16 |
| OPP. | 504 | 1916 | 3.8 | 40 | 17 |

RECEIVING

| | No. | Yds. | Avg. | Long | TD |
|-----------|-----|------|------|------|----|
| Holmes | 38 | 206 | 5.4 | 19 | 0 |
| W. Wilson | 31 | 384 | 12.4 | 55 | 4 |
| Merkens | 29 | 458 | 15.8 | 50 | 1 |
| Hardy | 23 | 275 | 12.0 | 27 | 1 |
| Tyler | 12 | 135 | 5.9 | 18 | 0 |
| Groth | 20 | 380 | 19.0 | 54 | 1 |
| G. Rogers | 16 | 126 | 7.9 | 25 | 0 |
| Martini | 8 | 72 | 9.0 | 15 | 0 |
| Brenner | 7 | 143 | 20.4 | 34 | 0 |
| Thompson | 6 | 81 | 13.5 | 25 | 0 |
| Harris | 2 | 33 | 16.5 | 20 | 0 |
| Others | 35 | 485 | 13.9 | 39 | 1 |
| TEAM | 238 | 2778 | 11.7 | 55 | 8 |
| OPP. | 287 | 3578 | 12.5 | 60t | 26 |

INTERCEPTIONS

| | No. | Yds. | Avg. | Long | TD |
|----------|-----|------|------|------|----|
| Waymer | 4 | 54 | 13.5 | 31 | 0 |
| Wattelet | 3 | 16 | 5.3 | 16 | 0 |
| Myers | 2 | 70 | 35.0 | 54 | 0 |
| Ray | 1 | 33 | 33.0 | 33 | 0 |
| Nairne | 1 | 18 | 18.0 | 18 | 0 |
| Kovach | 1 | 13 | 13.0 | 13 | 0 |
| Redd | 1 | 7 | 7.0 | 7 | 0 |
| Bordelon | 1 | 3 | 3.0 | 3 | 0 |
| Poe | 1 | 0 | 0.0 | 0 | 0 |
| Spivey | 1 | 0 | 0.0 | 0 | 0 |
| Gary | 1 | 0 | 0.0 | 0 | 0 |
| TEAM | 17 | 214 | 12.6 | 54 | 0 |
| OPP. | 27 | 479 | 17.7 | 41 | 0 |

KICKOFF RETURNS

| | No. | Yds. | Avg. | Long | TD |
|-----------|-----|------|------|------|----|
| W. Wilson | 31 | 722 | 23.3 | 57 | 0 |
| J. Rogers | 28 | 621 | 22.2 | 44 | 0 |
| Stauch | 3 | 65 | 21.7 | 29 | 0 |
| Groth | 3 | 50 | 16.7 | 21 | 0 |
| Merkens | 2 | 38 | 19.0 | 20 | 0 |
| Brook | 2 | 18 | 9.0 | 12 | 0 |
| Others | 1 | 9 | 9.0 | 9 | 0 |
| TEAM | 70 | 1523 | 21.8 | 57 | 0 |
| OPP. | 50 | 966 | 19.3 | 40 | 0 |

PUNT RETURNS

| | Ret | FC | Yds | Avg | Long | TD |
|---------|-----|----|-----|-------|------|----|
| Groth | 37 | 6 | 436 | 11.8 | 36 | 0 |
| Poe | 1 | 0 | 2 | 2.0 | 2 | 0 |
| Merkens | 1 | 1 | -12 | -12.0 | -12 | 0 |
| Others | 2 | 0 | 0 | 0.0 | 0 | 0 |
| TEAM | 41 | 7 | 419 | 10.2 | 36 | 0 |
| OPP. | 37 | 12 | 282 | 7.6 | 52 | 0 |

PUNTING

| | No. | Yds | Avg | Net | TB | In | Lg | B |
|----------|-----|------|------|-----|----|----|----|---|
| Ernieben | 66 | 2672 | 40.5 | 6 | 11 | 60 | 0 | 0 |
| TEAM | 66 | 2672 | 40.5 | 6 | 11 | 60 | 0 | 0 |
| OPP. | 69 | 3045 | 44.1 | 8 | 11 | 61 | 0 | 0 |

FIELD GOALS

| | 1-19 | 20-29 | 30-39 | 40-49 | 50+ |
|---------|------|-------|-------|-------|-----|
| Ricardo | 0/0 | 5/5 | 3/9 | 5/10 | 0/1 |
| OPP. | 2/2 | 7/7 | 3/5 | 5/7 | 2/4 |

| PASSING | Att. | Cmp | Yds | Cmp% | Yds/Att | TD | TD% | Int | Int% | Long | Sack/Lost | Rating |
|-----------|------|-----|------|------|---------|----|------|-----|------|------|-----------|--------|
| Manning | 232 | 134 | 1447 | 57.8 | 6.24 | 5 | 2.2 | 11 | 4.7 | 55 | 20/164 | 64.0 |
| D. Wilson | 159 | 82 | 1058 | 51.5 | 6.65 | 1 | 0.6 | 11 | 6.9 | 50 | 11/121 | 46.0 |
| Scott | 46 | 20 | 245 | 43.5 | 5.44 | 1 | 2.1 | 5 | 10.6 | 31 | 7/72 | 28.0 |
| Others | 4 | 2 | 28 | 50.0 | 7.00 | 1 | 25.0 | 0 | 0.0 | 22 | 0/0 | 53.9 |
| TEAM | 441 | 238 | 2778 | 54.0 | 6.30 | 8 | 1.8 | 27 | 6.1 | 55 | 40/359 | 53.9 |
| OPPONENTS | 471 | 287 | 3578 | 60.9 | 7.60 | 26 | 5.5 | 17 | 3.6 | 60t | 27/241 | 87.9 |

SAINTS 1980 STATISTICS

WON 1, LOST 15

| | | | | |
|-------|---|-------|---------------------|--------|
| 9/7 | L | 23-26 | San Francisco | 58,621 |
| 9/14 | L | 3-22 | at Chicago | 65,523 |
| 9/21 | L | 26-35 | Buffalo | 51,154 |
| 9/28 | L | 16-21 | at Miami | 40,946 |
| 10/5 | L | 7-40 | St. Louis Cardinals | 45,388 |
| 10/12 | L | 13-24 | at Detroit | 78,147 |
| 10/19 | L | 14-41 | Atlanta | 62,651 |
| 10/26 | L | 14-22 | at Washington | 51,375 |
| 11/2 | L | 31-45 | at Los Angeles Rams | 59,909 |
| 11/9 | L | 21-34 | Philadelphia | 45,340 |
| 11/16 | L | 13-31 | at Atlanta | 53,871 |
| 11/23 | L | 7-27 | Los Angeles Rams | 53,488 |
| 11/30 | L | 20-23 | Minnesota | 30,936 |
| 12/7 | L | 35-38 | at San Francisco | 37,949 |
| 12/14 | W | 21-20 | at New York Jets | 38,077 |
| 12/21 | L | 27-38 | New England | 38,277 |

| | | N.O. | OPP. |
|---------------------|--|---------|---------|
| TOTAL FIRST DOWNS | | 285 | 360 |
| Rushing | | 80 | 178 |
| Passing | | 183 | 155 |
| Penalty | | 22 | 27 |
| 3rd Down: Made/Att. | | 65/203 | 95/225 |
| 3rd Down: Pct. | | 32.0 | 42.2 |
| 4th Down: Made/Att. | | | |
| 4th Down: Pct. | | | |
| POSSESSION AVG. | | | |
| TOTAL NET YARDS | | 5010 | 6218 |
| Avg. Per Game | | 313.1 | 388.6 |
| Total Plays | | 1101 | 1101 |
| Avg. Per Play | | 4.5 | 5.6 |
| NET YARDS RUSHING | | 1382 | 3106 |
| Avg. Per Game | | 85.1 | 194.1 |
| Total Rushes | | 348 | 630 |
| NET YARDS PASSING | | 3648 | 3112 |
| Avg. Per Game | | 228.0 | 194.5 |
| Sacked/Yards Lost | | 46/362 | 27/229 |
| Gross Yards | | 4010 | 3341 |
| Att./Completions | | 566/334 | 445/255 |
| Completion Pct. | | 59.0 | 57.3 |
| Had Intercepted | | 23 | 12 |
| PUNTS/AVERAGE | | 89/39.3 | 63/39.1 |
| NET PUNTING AVG. | | 33.1 | 34.8 |
| PENALTIES/YARDS | | 98/837 | 79/690 |
| FUMBLES/BALL LOST | | 28/13 | 27/12 |
| TOUCHDOWNS | | 37 | 60 |
| Rushing | | 9 | 28 |
| Passing | | 26 | 31 |
| Returns | | 2 | 1 |

SCORE BY PERIODS

| | Q1 | Q2 | Q3 | Q4 | OT | PTS. |
|--------|----|-----|-----|-----|----|------|
| SAINTS | 55 | 90 | 71 | 75 | 0 | 291 |
| OPP. | 67 | 151 | 108 | 158 | 3 | 487 |

SCORING

| | TD | Ru | Pa | RT | PAT | FG | S | PTS. |
|-----------|----|----|----|----|-------|-------|---|------|
| Ricardo | 0 | 0 | 0 | 0 | 31/34 | 10/17 | 0 | 61 |
| Childs | 6 | 0 | 6 | 0 | 0 | 0 | 0 | 36 |
| Harris | 6 | 0 | 6 | 0 | 0 | 0 | 0 | 36 |
| Chandler | 6 | 0 | 6 | 0 | 0 | 0 | 0 | 36 |
| Galbreath | 5 | 3 | 2 | 0 | 0 | 0 | 0 | 30 |
| Ernieben | 3 | 2 | 1 | 0 | 0 | 0 | 0 | 18 |
| Rogers | 3 | 1 | 2 | 0 | 0 | 0 | 0 | 18 |
| Muncie | 2 | 2 | 0 | 0 | 0 | 0 | 0 | 12 |
| Williams | 2 | 0 | 2 | 0 | 0 | 0 | 0 | 12 |
| Wilson | 2 | 1 | 1 | 0 | 0 | 0 | 0 | 12 |
| Ernieben | 0 | 0 | 0 | 0 | 2/3 | 2/5 | 0 | 8 |
| Price | 1 | 0 | 0 | 1 | 0 | 0 | 0 | 6 |
| Reese | 1 | 0 | 0 | 1 | 0 | 0 | 0 | 6 |
| TEAM | 37 | 9 | 26 | 2 | 33/37 | 12/22 | 0 | 291 |
| OPP. | 60 | 28 | 31 | 1 | 56/60 | 23/31 | 1 | 487 |

SACKS: SAINTS.....27.0

OPPONENTS.....46.0

RUSHING

| | No. | Yds. | Avg. | Long | TD |
|-----------|-----|------|------|------|----|
| Rogers | 80 | 366 | 4.6 | 24 | 1 |
| Galbreath | 81 | 308 | 3.8 | 26 | 3 |
| Wilson | 63 | 188 | 3.0 | 15 | 1 |
| Manning | 23 | 166 | 7.2 | 24 | 0 |
| Holmes | 38 | 119 | 3.1 | 20 | 2 |
| Chandler | 1 | 9 | 9.0 | 9 | 0 |
| Banks | 1 | -5 | -5.0 | -5 | 0 |
| Mauti | 1 | 2 | 2.0 | 2 | 0 |
| Strachan | 20 | 41 | 2.1 | 10 | 0 |
| Muncie | 40 | 168 | 4.2 | 24 | 2 |
| TEAM | 348 | 1362 | 3.9 | 26 | 9 |
| OPP | 630 | 3106 | 4.9 | 68 | 2 |

SAINTS 1979 STATISTICS

| | | | |
|---------------|---|-------|----------------------|
| WON 8, LOST 8 | | | |
| 9/2 | L | 34-40 | OT Atlanta |
| 9/9 | L | 19-28 | at Green Bay (Milw.) |
| 9/16 | L | 14-26 | Philadelphia |
| 9/23 | W | 30-21 | at San Francisco |
| 9/30 | W | 24-14 | New York Giants |
| 10/7 | L | 17-35 | Los Angeles Rams |
| 10/14 | W | 42-14 | at Tampa Bay |
| 10/21 | W | 17-7 | Detroit |
| 10/28 | W | 14-10 | at Washington |
| 11/4 | L | 3-10 | at Denver |
| 11/11 | W | 31-20 | at San Francisco |
| 11/18 | L | 24-38 | at Seattle |
| 11/25 | W | 37-6 | at Atlanta |
| 12/3 | L | 35-42 | Oakland |
| 12/9 | L | 0-35 | San Diego |
| 12/16 | W | 29-14 | at Los Angeles Rams |

| | | | |
|---------------------|--------|---------|--|
| TOTAL FIRST DOWNS | | | |
| Rushing | 160 | 147 | |
| Passing | 135 | 168 | |
| Penalty | 20 | 19 | |
| 3rd Down: Made/Att. | 86/215 | 105/239 | |
| 3rd Down: Pct. | 40.0 | 43.9 | |
| 4th Down: Made/Att. | | | |
| 4th Down: Pct. | | | |

| | | | |
|-------------------|---------|---------|--|
| POSSESSION AVG. | | | |
| TOTAL NET YARDS | 5627 | 5535 | |
| Avg. Per Game | 345.9 | 345.9 | |
| Total Plays | 995 | 1055 | |
| Avg. Per Play | 5.7 | 5.2 | |
| NET YARDS RUSHING | 2476 | 2469 | |
| Avg. Per Game | 154.7 | 154.3 | |
| Total Rushes | 551 | 521 | |
| NET YARDS PASSING | 3151 | 3066 | |
| Avg. Per Game | 196.9 | 191.6 | |
| Sacked/Yards Lost | 17/140 | 46/391 | |
| Gross Yards | 3291 | 3457 | |
| Att./Completions | 428/257 | 488/265 | |
| Completion Pct. | 60.0 | 54.3 | |
| Had Intercepted | 22 | 26 | |
| PUNTS/AVERAGE | 59/38.5 | 71/38.0 | |
| NET PUNTING AVG. | 34.2 | 31.9 | |
| PENALTIES/YARDS | 93/822 | 98/871 | |
| FUMBLES/BALL LOST | 24/14 | 33/16 | |
| TOUCHDOWNS | 46 | 47 | |
| Rushing | 28 | 22 | |
| Passing | 16 | 24 | |
| Returns | 2 | 1 | |

| | | | |
|------------------|----|-----|-----|
| SCORE BY PERIODS | | | |
| SAINTS | Q1 | Q2 | Q3 |
| OPP. | 51 | 126 | 69 |
| | 81 | 81 | 108 |
| | 0 | 0 | 6 |
| | | | 370 |
| | | | 360 |

| | | | |
|-----------|-----|------|-------|
| SCORING | | | |
| TD | -Ru | -Pa | -RT |
| FG | S | PTS. | |
| Yepremian | 0 | 0 | 0 |
| Galbreath | 10 | 9 | 1 |
| Muncie | 11 | 11 | 0 |
| Chandler | 6 | 6 | 0 |
| Strachan | 6 | 6 | 0 |
| Childs | 5 | 5 | 0 |
| Harris | 2 | 2 | 0 |
| Manning | 2 | 2 | 0 |
| Ernieben | 0 | 0 | 0 |
| Hardy | 1 | 0 | 1 |
| Myers | 1 | 0 | 1 |
| Bordelon | 1 | 0 | 1 |
| Owens | 1 | 0 | 1 |
| Grooms | 0 | 0 | 0 |
| TEAM | 46 | 28 | 16 |
| OPP. | 47 | 22 | 24 |
| | | | 44/46 |
| | | | 16/21 |
| | | | 11/17 |
| | | | 1 |
| | | | 370 |
| | | | 360 |

| | | | |
|-----------|------|--|--|
| SACKS: | | | |
| SAINTS | 46.0 | | |
| OPPONENTS | 17.0 | | |

| | | | |
|-----------|-----|------|-------|
| PASSING | | | |
| Att. | Cmp | Yds | Cmp% |
| Manning | 420 | 3169 | 60.0 |
| Galbreath | 3 | 70 | 66.7 |
| Scott | 2 | 12 | 100.0 |
| Muncie | 1 | 0 | 0.0 |
| Ernieben | 1 | 0 | 0.0 |
| TEAM | 428 | 257 | 3291 |
| OPPONENTS | 488 | 265 | 3457 |

| | | | |
|-----------|------|------|------|
| RUSHING | | | |
| No. | Yds. | Avg. | Long |
| Muncie | 238 | 1198 | 5.0 |
| Galbreath | 189 | 708 | 3.7 |
| Strachan | 62 | 275 | 4.4 |
| Manning | 35 | 186 | 5.3 |
| Holmes | 17 | 68 | 4.0 |
| Wilson | 5 | 26 | 5.2 |
| Harris | 2 | 9 | 4.5 |
| Jones | 3 | 5 | 1.7 |
| TEAM | 551 | 2476 | 4.5 |
| OPP. | 521 | 2469 | 4.7 |

| | | | |
|-----------|------|------|------|
| RECEIVING | | | |
| No. | Yds. | Avg. | Long |
| Chandler | 65 | 1069 | 16.4 |
| Galbreath | 58 | 484 | 8.3 |
| Childs | 51 | 846 | 16.6 |
| Muncie | 40 | 308 | 7.7 |
| Harris | 25 | 395 | 15.8 |
| Owens | 7 | 72 | 10.3 |
| Holmes | 3 | 19 | 6.3 |
| Strachan | 3 | 9 | 3.0 |
| Mauli | 2 | 64 | 32.0 |
| Williams | 2 | 22 | 11.0 |
| Hardy | 1 | 3 | 3.0 |
| TEAM | 257 | 3291 | 12.8 |
| OPP. | 265 | 3457 | 13.0 |

| | | | |
|---------------|------|------|------|
| INTERCEPTIONS | | | |
| No. | Yds. | Avg. | Long |
| Myers | 7 | 127 | 18.1 |
| Hughes | 4 | 62 | 15.5 |
| Felton | 4 | 53 | 13.3 |
| Schwartz | 2 | 31 | 15.5 |
| Bordelon | 2 | 24 | 12.0 |
| Chapman | 2 | 12 | 6.0 |
| Gray | 1 | 32 | 32.0 |
| McGill | 1 | 6 | 6.0 |
| Federspiel | 1 | 4 | 4.0 |
| Brown | 1 | 2 | 2.0 |
| Grooms | 1 | 2 | 2.0 |
| TEAM | 26 | 351 | 13.5 |
| OPP. | 22 | 199 | 9.0 |

| | | | |
|-----------------|------|------|------|
| KICKOFF RETURNS | | | |
| No. | Yds. | Avg. | Long |
| Mauli | 36 | 801 | 22.2 |
| Wilson | 11 | 230 | 20.9 |
| Holmes | 8 | 120 | 15.0 |
| Chandler | 7 | 136 | 19.4 |
| Williams | 2 | 12 | 6.0 |
| Kovach | 1 | 10 | 10.0 |
| Owens | 1 | 10 | 10.0 |
| TEAM | 66 | 1319 | 20.0 |
| OPP. | 76 | 1523 | 20.0 |

| | | | |
|--------------|----|-----|-----|
| PUNT RETURNS | | | |
| Ret | FC | Yds | Avg |
| Mauli | 27 | 13 | 218 |
| Chandler | 3 | 3 | 13 |
| TEAM | 30 | 16 | 231 |
| OPP. | 32 | 11 | 223 |

| | | | |
|-----------|-----|------|------|
| PUNTING | | | |
| No. | Yds | Avg | Net |
| Partridge | 57 | 2330 | 40.9 |
| Ernieben | 4 | 148 | 37.0 |
| TEAM | 69 | 2726 | 39.5 |
| OPP. | 71 | 2689 | 38.0 |

| | | | |
|-------------|-------|-------|-------|
| FIELD GOALS | | | |
| 1-19 | 20-29 | 30-39 | 40-49 |
| Yepremian | 1/1 | 5/5 | 3/4 |
| Ernieben | 0/0 | 0/0 | 2/2 |
| Galbreath | 0/1 | 2/2 | 0/0 |
| TEAM | 1/2 | 7/7 | 5/6 |
| OPP. | 2/2 | 4/4 | 2/4 |

| | | | |
|-----------|------|--|--|
| SACK/LOST | | | |
| SAINTS | 46.0 | | |
| OPPONENTS | 17.0 | | |

| | | | |
|-----------|------|--|--|
| RATING | | | |
| SAINTS | 75.5 | | |
| OPPONENTS | 75.2 | | |

| | | | |
|-----------|----|--|--|
| LONG | | | |
| SAINTS | 66 | | |
| OPPONENTS | 66 | | |

| | | | |
|-----------|----|--|--|
| INT | | | |
| SAINTS | 26 | | |
| OPPONENTS | 26 | | |

| | | | |
|-----------|-----|--|--|
| INT% | | | |
| SAINTS | 5.3 | | |
| OPPONENTS | 5.3 | | |

| | | | |
|-----------|----|--|--|
| LONG | | | |
| SAINTS | 66 | | |
| OPPONENTS | 66 | | |

| | | | |
|-----------|------|--|--|
| SACK/LOST | | | |
| SAINTS | 46.0 | | |
| OPPONENTS | 17.0 | | |

| | | | |
|-----------|------|--|--|
| RATING | | | |
| SAINTS | 75.5 | | |
| OPPONENTS | 75.2 | | |

| | | | |
|-----------|----|--|--|
| LONG | | | |
| SAINTS | 66 | | |
| OPPONENTS | 66 | | |

| | | | |
|-----------|----|--|--|
| INT | | | |
| SAINTS | 26 | | |
| OPPONENTS | 26 | | |

| | | | |
|-----------|-----|--|--|
| INT% | | | |
| SAINTS | 5.3 | | |
| OPPONENTS | 5.3 | | |

| | | | |
|-----------|----|--|--|
| LONG | | | |
| SAINTS | 66 | | |
| OPPONENTS | 66 | | |

| | | | |
|-----------|------|--|--|
| SACK/LOST | | | |
| SAINTS | 46.0 | | |
| OPPONENTS | 17.0 | | |

| | | | |
|-----------|------|--|--|
| RATING | | | |
| SAINTS | 75.5 | | |
| OPPONENTS | 75.2 | | |

| | | | |
|-----------|----|--|--|
| LONG | | | |
| SAINTS | 66 | | |
| OPPONENTS | 66 | | |

| | | | |
|-----------|----|--|--|
| INT | | | |
| SAINTS | 26 | | |
| OPPONENTS | 26 | | |

| | | | |
|-----------|-----|--|--|
| INT% | | | |
| SAINTS | 5.3 | | |
| OPPONENTS | 5.3 | | |

| | | | |
|-----------|----|--|--|
| LONG | | | |
| SAINTS | 66 | | |
| OPPONENTS | 66 | | |

| | | | |
|-----------|------|--|--|
| SACK/LOST | | | |
| SAINTS | 46.0 | | |
| OPPONENTS | 17.0 | | |

| | | | |
|-----------|------|--|--|
| RATING | | | |
| SAINTS | 75.5 | | |
| OPPONENTS | 75.2 | | |

| | | | |
|-----------|----|--|--|
| LONG | | | |
| SAINTS | 66 | | |
| OPPONENTS | 66 | | |

| | | | |
|-----------|----|--|--|
| INT | | | |
| SAINTS | 26 | | |
| OPPONENTS | 26 | | |

| | | | |
|-----------|-----|--|--|
| INT% | | | |
| SAINTS | 5.3 | | |
| OPPONENTS | 5.3 | | |

| | | | |
|-----------|----|--|--|
| LONG | | | |
| SAINTS | 66 | | |
| OPPONENTS | 66 | | |

| | | | |
|-----------|------|--|--|
| SACK/LOST | | | |
| SAINTS | 46.0 | | |
| OPPONENTS | 17.0 | | |

| | | | |
|-----------|------|--|--|
| RATING | | | |
| SAINTS | 75.5 | | |
| OPPONENTS | 75.2 | | |

| | | | |
|-----------|----|--|--|
| LONG | | | |
| SAINTS | 66 | | |
| OPPONENTS | 66 | | |

| | | | |
|-----------|----|--|--|
| INT | | | |
| SAINTS | 26 | | |
| OPPONENTS | 26 | | |

| | | | |
|-----------|-----|--|--|
| INT% | | | |
| SAINTS | 5.3 | | |
| OPPONENTS | 5.3 | | |

| | | | |
|-----------|----|--|--|
| LONG | | | |
| SAINTS | 66 | | |
| OPPONENTS | 66 | | |

| | | | |
|-----------|------|--|--|
| SACK/LOST | | | |
| SAINTS | 46.0 | | |
| OPPONENTS | 17.0 | | |

| | | | |
|-----------|------|--|--|
| RATING | | | |
| SAINTS | 75.5 | | |
| OPPONENTS | 75.2 | | |

| | | | |
|-----------|----|--|--|
| LONG | | | |
| SAINTS | 66 | | |
| OPPONENTS | 66 | | |

| | | | |
|-----------|----|--|--|
| INT | | | |
| SAINTS | 26 | | |
| OPPONENTS | 26 | | |

| | | | |
|-----------|-----|--|--|
| INT% | | | |
| SAINTS | 5.3 | | |
| OPPONENTS | 5.3 | | |

| | | | |
|-----------|----|--|--|
| LONG | | | |
| SAINTS | 66 | | |
| OPPONENTS | 66 | | |

| | | | |
|-----------|------|--|--|
| SACK/LOST | | | |
| SAINTS | 46.0 | | |
| OPPONENTS | 17.0 | | |

| | | | |
|-----------|------|--|--|
| RATING | | | |
| SAINTS | 75.5 | | |
| OPPONENTS | 75.2 | | |

| | | | |
|-----------|----|--|--|
| LONG | | | |
| SAINTS | 66 | | |
| OPPONENTS | 66 | | |

| | | | |
|-----------|----|--|--|
| INT | | | |
| SAINTS | 26 | | |
| OPPONENTS | 26 | | |

| | | | |
|-----------|-----|--|--|
| INT% | | | |
| SAINTS | 5.3 | | |
| OPPONENTS | 5.3 | | |

| | | | |
|-----------|----|--|--|
| LONG | | | |
| SAINTS | 66 | | |
| OPPONENTS | 66 | | |

| | | | |
|-----------|------|--|----|
| SACK/LOST | | | |
| SAINTS | 46.0 | | |
| OPPONENTS | 17.0 | | </ |

SAINTS 1977 STATISTICS

| WON 3, LOST 11 | | | |
|----------------|-------|------------------------|--------|
| 9/18 L | 20-24 | Green Bay | 56,548 |
| 9/25 L | 19-23 | at Detroit | 51,548 |
| 10/2 W | 42-24 | at Chicago | 51,488 |
| 10/9 L | 0-14 | San Diego | 53,942 |
| 10/16 L | 7-14 | at Los Angeles Rams | 46,045 |
| 10/23 L | 31-49 | at St. Louis Cardinals | 48,417 |
| 10/30 W | 27-26 | Los Angeles Rams | 58,023 |
| 11/6 L | 7-28 | at Philadelphia | 53,482 |
| 11/13 L | 7-10 | OT San Francisco | 41,564 |
| 11/20 W | 21-20 | at San Francisco | 43,135 |
| 11/27 L | 17-20 | Atlanta | 33,702 |
| 12/4 L | 13-16 | New York Jets | 40,464 |
| 12/11 L | 14-33 | Tampa Bay | 40,124 |
| 12/18 L | 7-35 | at Atlanta | 36,895 |

| TOTAL FIRST DOWNS | | | |
|---------------------|---------|------|---------|
| Rushing | 223 | N.O. | 272 |
| Passing | 115 | OPP. | 153 |
| Penalty | 96 | | 103 |
| 3rd Down: Made/Att. | 12 | | 16 |
| 3rd Down: Pct. | 71/201 | | 89/195 |
| 4th Down: Made/Att. | 35.3 | | 45.6 |
| 4th Down: Pct. | | | |
| POSSESSION AVG. | | | |
| Total Net Yards | 3597 | | 4622 |
| Avg. Per Game | 256.9 | | 330.1 |
| Total Plays | 861 | | 939 |
| Avg. Per Play | 4.2 | | 4.9 |
| NET YARDS RUSHING | | | |
| Avg. Per Game | 144.6 | | 194.9 |
| Total Rushes | 484 | | 623 |
| NET YARDS PASSING | | | |
| Avg. Per Game | 157.3 | | 186.0 |
| Sacked/Yards Lost | 112.3 | | 132.8 |
| Gross Yards | 46/360 | | 28/227 |
| Att./Completions | 1933 | | 2127 |
| Completion Pct. | 321/166 | | 290/154 |
| Had Intercepted | 51.7 | | 53.1 |
| PUNTS/AVERAGE | 21 | | 10 |
| NET PUNTING AVG. | 76/41.0 | | 76/38.3 |
| PENALTIES/YARDS | 30.9 | | 30.9 |
| FUMBLES/BALL LOST | 104/972 | | 104/972 |
| TOUCHDOWNS | 29/16 | | 29/16 |
| Rushing | 31 | | 42 |
| Passing | 21 | | 15 |
| Returns | 14 | | 15 |

| SCORE BY PERIODS | | | | | | |
|------------------|----|-----|----|----|----|------|
| SAINTS | Q1 | Q2 | Q3 | Q4 | OT | PTS. |
| OPP. | 20 | 105 | 38 | 69 | 0 | 232 |
| | 69 | 111 | 62 | 91 | 3 | 336 |

| SCORING | | | | | | |
|-----------|----|-----|-----|-----|-------|-------|
| TD | Ru | -Pa | -RT | PAT | FG | S |
| Childs | 9 | 0 | 0 | 0 | 5/13 | 0 |
| Szaro | 0 | 0 | 0 | 0 | 0 | 42 |
| Muncie | 7 | 6 | 1 | 0 | 0 | 30 |
| Manning | 5 | 5 | 0 | 0 | 0 | 18 |
| Galbreath | 3 | 3 | 0 | 0 | 0 | 6 |
| Myers | 1 | 0 | 0 | 1 | 0 | 6 |
| Pollard | 1 | 0 | 0 | 1 | 0 | 6 |
| Merlo | 1 | 0 | 0 | 1 | 0 | 6 |
| Thaxton | 1 | 0 | 0 | 1 | 0 | 6 |
| Grooms | 1 | 0 | 0 | 1 | 0 | 6 |
| Chapman | 1 | 0 | 0 | 1 | 0 | 6 |
| Gilliam | 1 | 0 | 0 | 1 | 0 | 6 |
| TEAM | 0 | 0 | 0 | 0 | 0 | 232 |
| OPP. | 31 | 14 | 13 | 4 | 29 | 31 |
| | 42 | 21 | 15 | 6 | 39/42 | 15/23 |

| SACKS: | | PTS. |
|-----------|------|------|
| SAINTS | 28.0 | |
| OPPONENTS | 46.0 | |

| PASSING | Att. | Cmp | Yds | Cmp% | Yds/Att | TD | TD% | Int | Int% | Long | Sack/Lost | Rating |
|-----------|------|-----|------|------|---------|----|------|-----|------|------|-----------|--------|
| Manning | 205 | 113 | 1284 | 55.1 | 6.3 | 8 | 3.7 | 9 | 4.4 | 59 | 36/288 | 68.8 |
| Scott | 82 | 36 | 516 | 43.9 | 6.3 | 3 | 3.6 | 8 | 9.7 | 53 | 5/43 | 37.3 |
| Douglass | 31 | 16 | 130 | 51.6 | 4.2 | 1 | 3.2 | 3 | 9.7 | 31 | 5/29 | 33.7 |
| Blanchard | 3 | 1 | 33 | 33.3 | 1.0 | 1 | 33.3 | 1 | 33.3 | 3 | 0/0 | 0.0 |
| TEAM | 321 | 166 | 1933 | 51.7 | 6.0 | 13 | 4.0 | 21 | 6.5 | 59 | 46/360 | 56.4 |
| OPPONENTS | 290 | 154 | 2127 | 53.1 | 7.3 | 15 | 5.1 | 10 | 3.4 | 58 | 28/227 | 79.7 |

| RUSHING | | | | |
|-----------|------|------|-------|-----|
| No. | Yds. | Avg. | Long | TD |
| Muncie | 201 | 811 | 4.0 | 36 |
| Galbreath | 168 | 644 | 3.8 | 26 |
| Manning | 39 | 270 | 6.9 | 27 |
| Strachan | 54 | 269 | 5.0 | 13 |
| Douglass | 2 | 23 | 11.5 | 20 |
| Jones | 7 | 18 | 2.6 | 8 |
| Scott | 4 | 11 | 2.7 | 9 |
| Herrmann | 1 | -17 | -17.0 | -17 |
| Thaxton | 1 | -3 | -3.0 | -3 |
| Boykin | 5 | -9 | -1.8 | 4 |
| TEAM | 484 | 2024 | 4.2 | 36 |
| OPP. | 623 | 2729 | 4.4 | 80 |

| RECEIVING | | | | |
|-----------|------|------|------|----|
| No. | Yds. | Avg. | Long | TD |
| Galbreath | 41 | 265 | 6.5 | 30 |
| Childs | 33 | 514 | 15.6 | 59 |
| Herrmann | 31 | 586 | 18.9 | 39 |
| Muncie | 21 | 248 | 11.8 | 35 |
| Thaxton | 16 | 211 | 13.2 | 41 |
| Gilliam | 11 | 133 | 12.1 | 23 |
| Mauti | 4 | 71 | 17.7 | 23 |
| Strachan | 3 | 26 | 8.7 | 10 |
| Boykin | 3 | 21 | 7.0 | 9 |
| Burton | 1 | 13 | 13.0 | 13 |
| Jones | 1 | 9 | 9.0 | 9 |
| Parker | 1 | 7 | 7.0 | 7 |
| Grooms | 1 | 3 | 3.0 | 3 |
| TEAM | 166 | 1993 | 11.6 | 59 |
| OPP. | 154 | 2127 | 13.8 | 58 |

| INTERCEPTIONS | | | | |
|---------------|------|------|------|----|
| No. | Yds. | Avg. | Long | TD |
| Crist | 4 | 6 | 1.5 | 0 |
| Merlo | 1 | 57 | 57.0 | 57 |
| Chapman | 1 | 16 | 16.0 | 16 |
| Myers | 1 | 2 | 2.0 | 2 |
| Hughes | 1 | 2 | 2.0 | 2 |
| Marsalis | 1 | 0 | 0.0 | 0 |
| Jackson | 1 | 0 | 0.0 | 0 |
| TEAM | 10 | 83 | 8.3 | 57 |
| OPP. | 21 | 392 | 18.7 | 72 |

| KICKOFF RETURNS | | | | |
|-----------------|------|------|------|----|
| No. | Yds. | Avg. | Long | TD |
| Chapman | 15 | 385 | 25.7 | 92 |
| Mauti | 27 | 609 | 22.5 | 38 |
| Willis | 8 | 148 | 18.5 | 27 |
| Boykin | 5 | 76 | 15.2 | 24 |
| Jones | 2 | 23 | 11.5 | 13 |
| Muncie | 1 | 19 | 19.0 | 19 |
| Others | 5 | 95 | 19.0 | 33 |
| TEAM | 63 | 1355 | 21.5 | 92 |
| OPP. | 45 | 1075 | 23.9 | 60 |

| PUNT RETURNS | | | | |
|--------------|----|-----|-----|------|
| Ret | FC | Yds | Avg | Long |
| Mauti | 38 | 10 | 281 | 7.4 |
| TEAM | 38 | 10 | 281 | 7.4 |
| OPP. | 57 | 9 | 604 | 10.6 |

| PUNTING | | | | |
|-----------|-----|------|------|----|
| No. | Yds | Avg | Net | TD |
| Blanchard | 82 | 3474 | 42.4 | 11 |
| Scott | 3 | 95 | 31.7 | 0 |
| TEAM | 87 | 3569 | 41.0 | 11 |
| OPP. | 76 | 2909 | 38.3 | 8 |

| FIELD GOALS | | | | |
|-------------|-------|-------|-------|-----|
| No. | 20-29 | 30-39 | 40-49 | 50+ |
| Szaro | 1-19 | 3/5 | 2/3 | 0/2 |
| TEAM | 0/0 | 3/5 | 2/3 | 0/2 |
| OPP. | 1/2 | 5/6 | 3/7 | 6/6 |

| WON 4, LOST 10 | | | |
|----------------|-------|----------------------|--------|
| 9/12 L | 9-40 | Minnesota | 58,156 |
| 9/19 L | 6-24 | Dallas | 61,413 |
| 9/26 W | 27-17 | at Kansas City | 53,918 |
| 10/3 L | 26-31 | Houston Oilers | 51,973 |
| 10/10 W | 30-0 | Atlanta | 51,521 |
| 10/17 L | 3-33 | at San Francisco | 43,160 |
| 10/24 L | 10-16 | Los Angeles Rams | 51,984 |
| 10/31 L | 20-23 | at Atlanta | 34,127 |
| 11/7 L | 27-32 | at Green Bay (Milw.) | 52,936 |
| 11/14 W | 17-16 | Detroit | 42,048 |
| 11/21 W | 51-27 | at Seattle | 61,865 |
| 11/28 L | 14-33 | at Los Angeles Rams | 54,906 |
| 12/5 L | 6-27 | at New England | 53,592 |
| 12/12 L | 7-27 | San Francisco | 42,536 |

| TOTAL FIRST DOWNS | | | |
|---------------------|----------|------|---------|
| Rushing | 226 | N.O. | 275 |
| Passing | 129 | OPP. | 121 |
| Penalty | 92 | | 25 |
| 3rd Down: Made/Att. | 63/211 | | 81/214 |
| 3rd Down: Pct. | 29.9 | | 37.9 |
| 4th Down: Made/Att. | | | |
| 4th Down: Pct. | | | |
| POSSESSION AVG. | | | |
| Total Net Yards | 3750 | | 4482 |
| Avg. Per Game | 267.9 | | 320.1 |
| Total Plays | 883 | | 966 |
| Avg. Per Play | 4.2 | | 4.6 |
| NET YARDS RUSHING | | | |
| Avg. Per Game | 176.6 | | 228.0 |
| Total Rushes | 126.1 | | 162.9 |
| NET YARDS PASSING | | | |
| Avg. Per Game | 126.1 | | 162.9 |
| Sacked/Yards Lost | 51/369 | | 39/312 |
| Gross Yards | 2353 | | 2514 |
| Att./Completions | 402/206 | | 367/200 |
| Completion Pct. | 51.2 | | 54.5 |
| Had Intercepted | 14 | | 12 |
| PUNTS/AVERAGE | 101/39.3 | | 87/39.9 |
| NET PUNTING AVG. | 31.1 | | 33.9 |
| PENALTIES/YARDS | 103/901 | | 90/883 |
| FUMBLES/BALL LOST | 31/18 | | 37/27 |
| TOUCHDOWNS | 29 | | 44 |
| Rushing | 16 | | 22 |
| Passing | 8 | | 18 |
| Returns | 5 | | 4 |

| SCORE BY PERIODS | | | | | | |
|------------------|----|-----|----|----|----|------|
| SAINTS | Q1 | Q2 | Q3 | Q4 | OT | PTS. |
| OPP. | 23 | 83 | 75 | 72 | 0 | 253 |
| | 69 | 116 | 69 | 92 | 0 | 346 |

| SCORING | | | | | | |
|-----------|----|-----|-----|-------|-------|-------|
| TD | Ru | -Pa | -RT | PAT | FG | S |
| Szaro | 0 | 0 | 0 | 25/29 | 18/23 | 0 |
| Galbreath | 8 | 7 | 1 | 0 | 0 | 79 |
| Childs | 4 | 1 | 3 | 0 | 0 | 48 |
| Douglass | 2 | 2 | 0 | 0 | 0 | 24 |
| Strachan | 2 | 2 | 0 | 0 | 0 | 12 |
| Muncie | 2 | 2 | 0 | 0 | 0 | 12 |
| Merlo | 2 | 0 | 0 | 2 | 0 | 12 |
| Burton | 2 | 0 | 2 | 0 | 0 | 12 |
| Scott | 1 | 1 | 0 | 0 | 0 | 6 |
| Myers | 1 | 0 | 0 | 1 | 0 | 6 |
| Maxson | 1 | 0 | 0 | 0 | 0 | 6 |
| Price | 1 | 0 | 0 | 1 | 0 | 6 |
| Capone | 1 | 0 | 0 | 1 | 0 | 6 |
| T. Owens | 1 | 0 | 1 | 0 | 0 | 6 |
| Thaxton | 1 | 0 | 1 | 0 | 0 | 6 |
| TEAM | 29 | 16 | 8 | 5 | 25/29 | 18/23 |
| OPP. | 44 | 22 | 18 | 4 | 36/44 | 14/17 |

| SACKS: | | PTS. |
|-----------|------|------|
| SAINTS | 39.0 | |
| OPPONENTS | 50.0 | |

SAINTS 1976 STATISTICS

| RUSHING | | | | |
|-----------|------|------|------|----|
| No. | Yds. | Avg. | Long | TD |
| Muncie | 148 | 652 | 4.4 | 51 |
| Galbreath | 136 | 570 | 4.2 | 74 |
| Strachan | 66 | 258 | 3.9 | 31 |
| Maxson | 34 | 120 | 3.5 | 16 |
| Douglass | 21 | 92 | 4.4 | 19 |
| Childs | 11 | 46 | 4.6 | 13 |
| K. Jones | 6 | 21 | 3.5 | 10 |
| Thaxton | 1 | 16 | 16.0 | 16 |
| A. Jones | 1 | 2 | 2.0 | 2 |
| Seal | 2 | 5 | 2.5 | 6 |
| Burton | 3 | -4 | -1.3 | 4 |
| TEAM | 430 | 1766 | 4.1 | 74 |
| OPP. | 555 | 2280 | 4.1 | 38 |

| RECEIVING | | | | |
|-----------|------|------|------|----|
| No. | Yds. | Avg. | Long | TD |
| Galbreath | 54 | 420 | 7.8 | 35 |
| Herrmann | 34 | 535 | 15.7 | 57 |
| Muncie | 31 | 272 | 8.8 | 33 |
| Childs | 26 | 349 | 13.4 | 46 |
| Burton | 18 | 297 | 16.5 | 69 |
| T. Owens | 12 | 241 | 20.1 | 74 |
| Seal | 9 | 72 | 8.0 | 15 |
| Thaxton | 7 | 112 | 16.0 | 25 |
| Maxson | 7 | 21 | 3.0 | 14 |
| Strachan | 6 | 22 | 3.7 | 14 |
| K. Jones | 1 | 14 | 14.0 | 14 |
| Douglass | 1 | -2 | -2.0 | -2 |
| TEAM | 206 | 2353 | 11.4 | 74 |
| OPP. | 200 | 2514 | 12.6 | 55 |

| INTERCEPTIONS | | | | | |
|---------------|-----|------|------|------|----|
| | No. | Yds. | Avg. | Long | TD |
| Merlo | 4 | 142 | 35.5 | 83t | 2 |
| Athas | 2 | 22 | 11.0 | 22 | 0 |
| Jackson | 2 | 5 | 2.5 | 5 | 0 |
| Price | 1 | 23 | 23.0 | 23t | 1 |
| Crist | 1 | 20 | 20.0 | 20 | 0 |
| Spencer | 1 | 0 | 0.0 | 0 | 0 |
| Myers | 1 | 0 | 0.0 | 0 | 0 |
| TEAM | 12 | 212 | 17.7 | 83t | 3 |
| OPP | 14 | 140 | 10.0 | 32 | 1 |

SAINTS 1975 STATISTICS

| WON 2, LOST 12 | | | |
|----------------|---|-------|---------------------|
| 9/21 | L | 3-41 | at Washington |
| 9/28 | L | 0-21 | Cincinnati |
| 10/5 | L | 7-14 | at Atlanta |
| 10/12 | W | 20-19 | Green Bay |
| 10/19 | L | 21-35 | at San Francisco |
| 10/26 | L | 14-38 | at Los Angeles Rams |
| 11/2 | W | 23-7 | Atlanta |
| 11/9 | L | 10-48 | at Oakland Raiders |
| 11/16 | L | 7-20 | Minnesota |
| 11/23 | L | 6-16 | San Francisco |
| 11/30 | L | 16-17 | at Cleveland |
| 12/7 | L | 7-14 | Los Angeles Rams |
| 12/14 | L | 14-28 | at New York Giants |
| 12/21 | L | 17-42 | Chicago |

| TOTAL FIRST DOWNS | | | |
|---------------------|---------|--|--|
| Rushing | 109 | | |
| Passing | 62 | | |
| Penalty | 24 | | |
| 3rd Down: Made/Att. | 74/217 | | |
| 3rd Down: Pct. | 34.1 | | |
| 4th Down: Made/Att. | | | |
| 4th Down: Pct. | | | |
| POSSESSION AVG. | | | |
| Total Net Yards | 3189 | | |
| Avg. Per Game | 227.8 | | |
| Total Plays | 908 | | |
| Avg. Per Play | 3.5 | | |
| NET YARDS RUSHING | | | |
| Total Rushes | 1642 | | |
| Avg. Per Game | 117.3 | | |
| Total Yards | 1547 | | |
| NET YARDS PASSING | | | |
| Avg. Per Game | 110.5 | | |
| Sacked/Yards Lost | 53/416 | | |
| Gross Yards | 1963 | | |
| Att./Completions | 392/181 | | |
| Completion Pct. | 46.2 | | |
| Had Intercepted | 21 | | |
| PUNTS/AVERAGE | | | |
| NET PUNTING AVG. | 71/527 | | |
| PENALTIES/YARDS | | | |
| FUMBLES/BALL LOST | 33/16 | | |
| TOUCHDOWNS | | | |
| Rushing | 9 | | |
| Passing | 8 | | |
| Returns | 2 | | |

| SCORE BY PERIODS | | | | | | |
|------------------|----|----|----|-----|----|------|
| | Q1 | Q2 | Q3 | Q4 | OT | PTS. |
| SAINTS | 16 | 48 | 40 | 61 | 0 | 165 |
| OPP. | 97 | 98 | 60 | 106 | 0 | 360 |

| SCORING | | | | | | |
|-----------|----|----|----|----|-------|-------|
| | TD | Ru | Pa | RT | PAT | FG |
| Szaro | 0 | 0 | 0 | 0 | 16/17 | 10/16 |
| McNeill | 4 | 2 | 2 | 0 | 0 | 0 |
| Maxson | 3 | 3 | 0 | 0 | 0 | 0 |
| Strachan | 2 | 2 | 0 | 0 | 0 | 0 |
| Burton | 2 | 0 | 2 | 0 | 0 | 0 |
| Parker | 2 | 0 | 2 | 0 | 0 | 0 |
| Manning | 1 | 1 | 0 | 0 | 0 | 0 |
| Jones | 1 | 0 | 0 | 0 | 0 | 0 |
| Myers | 1 | 0 | 0 | 1 | 0 | 0 |
| Seal | 1 | 0 | 1 | 0 | 0 | 0 |
| Chambers | 1 | 0 | 0 | 1 | 0 | 0 |
| Herrmann | 1 | 0 | 0 | 0 | 1/1 | 1/5 |
| McClard | 0 | 0 | 0 | 0 | 1/1 | 0/0 |
| Blanchard | 0 | 0 | 0 | 0 | 1/1 | 0/0 |
| TEAM | 19 | 9 | 8 | 2 | 18/19 | 11/21 |
| OPP. | 47 | 14 | 25 | 8 | 44/48 | 8/12 |

| SACKS: | |
|-----------|------|
| SAINTS | 28.0 |
| OPPONENTS | 53.0 |

| RUSHING | | | | |
|----------|------|------|------|----|
| No. | Yds. | Avg. | Long | TD |
| Strachan | 161 | 668 | 4.1 | 21 |
| Maxson | 139 | 371 | 2.7 | 14 |
| McNeill | 61 | 206 | 3.4 | 17 |
| Manning | 33 | 186 | 5.6 | 16 |
| Jones | 42 | 108 | 2.6 | 18 |
| Rogers | 17 | 62 | 3.6 | 22 |
| Baker | 1 | 21 | 21.0 | 0 |
| Seal | 1 | 10 | 10.0 | 10 |
| Burton | 2 | 8 | 4.0 | 5 |
| Cipa | 6 | 2 | 0.3 | 0 |
| TEAM | 463 | 1642 | 3.5 | 22 |
| OPP. | 505 | 1930 | 3.8 | 54 |

| RECEIVING | | | | |
|-----------|------|------|------|----|
| No. | Yds. | Avg. | Long | TD |
| Maxson | 41 | 234 | 5.7 | 33 |
| Strachan | 30 | 224 | 7.5 | 27 |
| Seal | 28 | 414 | 14.8 | 38 |
| McNeill | 18 | 140 | 7.8 | 17 |
| Burton | 16 | 305 | 19.1 | 71 |
| Hamilton | 12 | 179 | 17.9 | 38 |
| Jones | 10 | 52 | 5.2 | 12 |
| Parker | 9 | 123 | 13.7 | 32 |
| Herrmann | 3 | 47 | 15.7 | 28 |
| Baker | 2 | 26 | 13.0 | 17 |
| Chapman | 1 | 7 | 7.0 | 7 |
| Rogers | 1 | 2 | 2.0 | 2 |
| TEAM | 181 | 1963 | 10.8 | 71 |
| OPP. | 206 | 2587 | 12.6 | 60 |

| INTERCEPTIONS | | | | |
|---------------|------|------|------|----|
| No. | Yds. | Avg. | Long | TD |
| Myers | 5 | 83 | 16.6 | 25 |
| Crist | 3 | 69 | 23.0 | 42 |
| Jackson | 2 | 48 | 24.0 | 46 |
| Lee | 2 | 22 | 11.0 | 19 |
| Schmidt | 1 | 37 | 37.0 | 37 |
| Westbrooks | 1 | 21 | 21.0 | 21 |
| Kingree | 1 | 14 | 14.0 | 0 |
| Middleton | 1 | 0 | 0.0 | 0 |
| TEAM | 16 | 294 | 18.4 | 46 |
| OPP. | 24 | 367 | 15.3 | 40 |

| KICKOFF RETURNS | | | | |
|-----------------|------|------|------|----|
| No. | Yds. | Avg. | Long | TD |
| Schmidt | 1 | 34 | 34.0 | 34 |
| McNeill | 10 | 268 | 26.8 | 88 |
| Chapman | 28 | 614 | 21.9 | 36 |
| Strachan | 5 | 91 | 18.2 | 33 |
| Maxson | 6 | 103 | 17.2 | 19 |
| Rogers | 6 | 98 | 16.3 | 15 |
| Chambers | 1 | 15 | 15.0 | 19 |
| Spencer | 5 | 68 | 13.6 | 15 |
| TEAM | 62 | 1291 | 20.8 | 88 |
| OPP. | 42 | 1073 | 25.5 | 93 |

| PUNT RETURNS | | | | |
|--------------|----|-----|-----|------|
| Ret | FC | Yds | Avg | Long |
| Chapman | 17 | 3 | 207 | 12.2 |
| DeRatt | 2 | 1 | 17 | 8.5 |
| Schmidt | 11 | 0 | 78 | 7.1 |
| Myers | 10 | 1 | 70 | 7.0 |
| Spencer | 1 | 0 | 0 | 0.0 |
| TEAM | 47 | 5 | 372 | 9.1 |
| OPP. | 61 | 0 | 679 | 11.1 |

| PUNTING | | | | |
|-----------|-----|------|------|----|
| No. | Yds | Avg | Net | TB |
| Blanchard | 92 | 3776 | 41.0 | 61 |
| TEAM | 92 | 3776 | 41.0 | 61 |
| OPP. | 75 | 3205 | 42.7 | 63 |

| FIELD GOALS | | | | |
|-------------|-------|-------|-------|-----|
| 1-19 | 20-29 | 30-39 | 40-49 | 50+ |
| McClard | 0/0 | 0/0 | 0/3 | 1/2 |
| Szaro | 1/1 | 4/4 | 3/4 | 1/5 |
| TEAM | 1/1 | 4/4 | 3/7 | 2/7 |
| OPP. | 0/0 | 1/2 | 5/7 | 2/3 |

WON 5, LOST 9

| | | | |
|-------|---|-------|---------------------|
| 9/15 | L | 13-17 | San Francisco |
| 9/22 | L | 0-24 | at Los Angeles Rams |
| 9/29 | W | 14-13 | Atlanta |
| 10/6 | L | 10-24 | at Chicago |
| 10/13 | L | 17-33 | at Denver |
| 10/20 | W | 13-3 | at Atlanta |
| 10/27 | W | 14-10 | Philadelphia |
| 11/3 | L | 14-19 | at Detroit |
| 11/10 | L | 0-21 | Miami |
| 11/17 | W | 20-7 | Los Angeles Rams |
| 11/25 | L | 7-28 | Pittsburgh |
| 12/1 | L | 9-29 | at Minnesota |
| 12/8 | W | 14-0 | St. Louis Cardinals |
| 12/15 | L | 21-35 | at San Francisco |

| TOTAL FIRST DOWNS | |
|---------------------|--------|
| Rushing | 233 |
| Passing | 117 |
| Penalty | 91 |
| 3rd Down: Made/Att. | 78/221 |
| 3rd Down: Pct. | 35.3 |
| 4th Down: Made/Att. | |
| 4th Down: Pct. | |

| POSSESSION AVG. | |
|-------------------|---------|
| Total Net Yards | 3737 |
| Avg. Per Game | 271.1 |
| Total Plays | 853 |
| Avg. Per Play | 4.4 |
| NET YARDS RUSHING | |
| Total Rushes | 1758 |
| Avg. Per Game | 125.6 |
| NET YARDS PASSING | |
| Total Passes | 503 |
| Avg. Per Game | 145.6 |
| Sacked/Yards Lost | 37/274 |
| Gross Yards | 2037 |
| Att./Completions | 389/185 |
| Completion Pct. | 47.6 |
| Had Intercepted | 21 |
| PUNTS/AVERAGE | |
| NET PUNTING AVG. | 76/673 |
| PENALTIES/YARDS | |
| FUMBLES/BALL LOST | 25/11 |
| TOUCHDOWNS | |
| Rushing | 9 |
| Passing | 11 |
| Returns | 6 |

| SCORE BY PERIODS | | | | | | |
|------------------|----|----|----|----|----|------|
| | Q1 | Q2 | Q3 | Q4 | OT | PTS. |
| SAINTS | 30 | 64 | 34 | 38 | 0 | 166 |
| OPP. | 72 | 89 | 33 | 69 | 0 | 263 |

| SCORING | | | | | | |
|----------|----|----|----|----|-------|-------|
| | TD | Ru | Pa | RT | PAT | FG |
| McClard | 0 | 0 | 0 | 0 | 19/20 | 9/16 |
| Parker | 4 | 0 | 4 | 0 | 0 | 0 |
| Seal | 4 | 1 | 3 | 0 | 0 | 0 |
| Maxson | 3 | 2 | 1 | 0 | 0 | 0 |
| Newland | 2 | 0 | 2 | 0 | 0 | 0 |
| Phillips | 2 | 2 | 0 | 0 | 0 | 0 |
| Cipa | 1 | 1 | 0 | 0 | 0 | 0 |
| McNeill | 1 | 1 | 0 | 0 | 0 | 0 |
| Manning | 1 | 1 | 0 | 0 | 0 | 0 |
| Schmidt | 1 | 0 | 1 | 0 | 0 | 0 |
| Stevens | 1 | 1 | 0 | 0 | 0 | 0 |
| TEAM | 20 | 9 | 10 | 1 | 19/20 | 9/16 |
| OPP. | 34 | 11 | 17 | 6 | 29/34 | 10/17 |

| SACKS: | | | | | | |
|-----------|------|--|--|--|--|--|
| SAINTS | 37.0 | | | | | |
| OPPONENTS | 37.0 | | | | | |

| FIELD GOALS | | | | | | |
|-------------|-------|-------|-------|-----|-----|--|
| 1-19 | 20-29 | 30-39 | 40-49 | 50+ | | |
| McClard | 0/0 | 0/0 | 0/3 | 1/2 | 0/0 | |
| Szaro | 1/1 | 4/4 | 3/4 | 1/5 | 1/2 | |
| TEAM | 1/1 | 4/4 | 3/7 | 2/7 | 1/2 | |
| OPP. | 0/0 | 1/2 | 5/7 | 2/3 | 0/0 | |

| PASSING | | | | | | |
|-----------|------|-----|------|------|---------|----|
| | Att. | Cmp | Yds | Cmp% | Yds/Att | TD |
| Manning | 261 | 134 | 1429 | 51.3 | 5.48 | 6 |
| Scott | 71 | 31 | 366 | 43.7 | 5.15 | 4 |
| Cipa | 55 | 20 | 242 | 36.4 | 4.40 | 0 |
| TEAM | 389 | 185 | 2037 | 47.6 | 5.24 | 10 |
| OPPONENTS | 369 | 193 | 2330 | 52.3 | 6.31 | 17 |

| RUSHING | | | | | | |
|----------|-----|------|------|------|----|----|
| | No. | Yds. | Avg. | Long | TD | |
| Maxson | 165 | 714 | 4.3 | 66 | 22 | 1 |
| Phillips | 174 | 556 | 3.2 | 14 | 2 | 2 |
| Manning | 28 | 204 | 7.3 | 26 | 1 | 1 |
| Stevens | 43 | 190 | 4.4 | 25 | 1 | 1 |
| DeGrier | 33 | 110 | 3.3 | 10 | 0 | 0 |
| McNeill | 22 | 90 | 4.1 | 24 | 1 | 1 |
| Butler | 21 | 74 | 3.5 | 10 | 0 | 0 |
| Cipa | 12 | 35 | 2.9 | 15 | 1 | 1 |
| Seal | 2 | 7 | 3.5 | 6 | 1 | 1 |
| Others | 3 | 3 | 1.0 | 6 | 0 | 0 |
| TEAM | 503 | 1983 | 3.9 | 66 | 9 | 9 |
| OPP. | 447 | 1760 | 3.9 | 33 | 17 | 17 |

| RECEIVING | | | | | | |
|-----------|-----|------|------|------|----|----|
| | No. | Yds. | Avg. | Long | TD | |
| Maxson | 42 | 294 | 7.0 | 22 | 1 | 1 |
| Parker | 41 | 455 | 11.1 | 58 | 4 | 4 |
| Seal | 32 | 466 | 14.6 | 42 | 3 | 3 |
| Newland | 27 | 490 | 18.1 | 79 | 2 | 2 |
| Stevens | 13 | 81 | 6.2 | 20 | 0 | 0 |
| Phillips | 11 | 55 | 5.0 | 17 | 0 | 0 |
| Beasley | 5 | 85 | 17.0 | 30 | 0 | 0 |
| McNeill | 5 | 64 | 12.8 | 30 | 0 | 0 |
| DeGrier | 4 | 13 | 3.3 | 8 | 0 | 0 |
| Butler | 2 | 3 | 1.5 | 2 | 0 | 0 |
| Others | 3 | 31 | 10.3 | 23 | 0 | 0 |
| TEAM | 185 | 2037 | 11.0 | 79 | 10 | 10 |
| OPP. | 193 | 2330 | 12.1 | 57 | 17 | 17 |

| INTERCEPTIONS | | | | | | |
|---------------|-----|------|------|------|----|---|
| | No. | Yds. | Avg. | Long | TD | |
| Jackson | 4 | 53 | 13.3 | 28 | 0 | 0 |
| Schmidt | 4 | 27 | 6.8 | 24 | 1 | 1 |
| Myers | 3 | 43 | 14.3 | 21 | 0 | 0 |
| W. Colman | 1 | 17 | 17.0 | 17 | 0 | 0 |
| Fuller | 1 | 16 | | | | |

SAINTS 1973 STATISTICS

WON 5, LOST 9

| | | | | |
|-------|---|-------|----------------------|--------|
| 9/16 | L | 7-62 | Atlanta | 66,428 |
| 9/24 | L | 3-40 | at Dallas | 52,715 |
| 9/30 | L | 10-14 | at Baltimore Colts | 52,293 |
| 10/7 | W | 21-16 | Chicago | 56,561 |
| 10/14 | W | 20-13 | Detroit | 57,810 |
| 10/21 | L | 0-40 | at San Francisco | 52,629 |
| 10/28 | W | 19-3 | Washington | 66,315 |
| 11/4 | W | 13-0 | Buffalo | 74,770 |
| 11/11 | L | 7-29 | at Los Angeles Rams | 70,358 |
| 11/18 | L | 14-17 | at San Diego | 44,356 |
| 11/25 | L | 13-24 | Los Angeles Rams | 67,192 |
| 12/2 | L | 10-30 | at Green Bay (Milw.) | 47,890 |
| 12/9 | W | 16-10 | San Francisco | 62,490 |
| 12/16 | L | 10-14 | at Atlanta | 58,850 |

| | N.O. | OPP. |
|---------------------|---------|---------|
| TOTAL FIRST DOWNS | 207 | 271 |
| Rushing | 100 | 131 |
| Passing | 88 | 119 |
| Penalty | 19 | 21 |
| 3rd Down: Made/Att. | 61/205 | 70/194 |
| 3rd Down: Pct. | 29.8 | 36.1 |
| 4th Down: Made/Att. | | |
| 4th Down: Pct. | | |
| POSSESSION AVG. | 3501 | 4580 |
| TOTAL NET YARDS | 250.1 | 327.1 |
| Avg. Per Game | 873 | 917 |
| Total Plays | 4.0 | 4.9 |
| Avg. Per Play | 1842 | 2402 |
| NET YARDS RUSHING | 131.6 | 171.6 |
| Avg. Per Game | 497 | 556 |
| Total Rushes | 1659 | 2178 |
| NET YARDS PASSING | 118.5 | 155.6 |
| Avg. Per Game | 37/242 | 24/155 |
| Sacked/Yards Lost | 2333 | 1901 |
| Gross Yards | 338/163 | 337/176 |
| Att./Completions | 52.2 | 48.2 |
| Completion Pct. | 17 | 16 |
| Had Intercepted | 81/41.7 | 63/44.5 |
| PUNTS/AVERAGE | | |
| NET PUNTING AVG. | | |
| PENALTIES/YARDS | 58/516 | 69/751 |
| FUMBLES/BALL LOST | 34/17 | 32/14 |
| TOUCHDOWNS | 16 | 36 |
| Rushing | 5 | 17 |
| Passing | 11 | 15 |
| Returns | 0 | 4 |

SCORE BY PERIODS

| | Q1 | Q2 | Q3 | Q4 | OT | PTS. |
|--------|----|----|-----|----|----|------|
| SAINTS | 27 | 55 | 47 | 34 | 0 | 163 |
| OPP. | 39 | 90 | 100 | 83 | 0 | 312 |

SCORING

| | TD | Ru | Pa | RT | PAT | FG | S | PTS. |
|---------|----|----|----|----|-------|-------|---|------|
| McClard | 0 | 0 | 0 | 0 | 9/9 | 13/24 | 0 | 48 |
| Dunbar | 4 | 0 | 4 | 0 | 0 | 0 | 0 | 24 |
| Newland | 4 | 0 | 4 | 0 | 0 | 0 | 0 | 24 |
| Feller | 0 | 0 | 0 | 0 | 7/7 | 4/12 | 0 | 19 |
| Butler | 3 | 1 | 2 | 0 | 0 | 0 | 0 | 18 |
| Manning | 2 | 2 | 0 | 0 | 0 | 0 | 0 | 12 |
| Stevens | 2 | 2 | 0 | 0 | 0 | 0 | 0 | 12 |
| Beasley | 1 | 0 | 1 | 0 | 0 | 0 | 0 | 6 |
| TEAM | 16 | 5 | 11 | 0 | 16/16 | 17/36 | 0 | 163 |
| OPP. | 36 | 17 | 15 | 4 | 35/36 | 21/36 | 2 | 312 |

SACKS:

| | |
|-----------|------|
| SAINTS | 24.0 |
| OPPONENTS | 37.0 |

RUSHING

| | No. | Yds. | Avg. | Long | TD |
|----------|-----|------|------|------|----|
| Phillips | 198 | 663 | 3.3 | 20 | 0 |
| Butler | 87 | 348 | 4.0 | 19 | 1 |
| Manning | 63 | 293 | 4.7 | 23 | 0 |
| Profit | 72 | 274 | 3.8 | 22 | 0 |
| Stevens | 45 | 163 | 4.1 | 15 | 2 |
| Lawson | 6 | 23 | 3.8 | 11 | 0 |
| Scott | 9 | 18 | 2.0 | 4 | 0 |
| Davis | 3 | 10 | 3.3 | 7 | 0 |
| Minor | 3 | 10 | 3.3 | 8 | 0 |
| Myers | 1 | 6 | 6.0 | 6 | 0 |
| Newland | 4 | 6 | 1.0 | 6 | 0 |
| Matthews | 3 | 3 | 1.0 | 13 | 0 |
| Dunbar | 3 | 1 | 0.5 | 6 | 0 |
| O'Neal | 2 | 1842 | 3.7 | 23 | 5 |
| TEAM | 497 | 2402 | 4.3 | 63 | 17 |
| OPP. | 556 | | | | |

RECEIVING

| | No. | Yds. | Avg. | Long | TD |
|------------|-----|------|------|------|----|
| Beasley | 31 | 280 | 9.0 | 15 | 1 |
| Newland | 29 | 489 | 16.9 | 42 | 4 |
| Dunbar | 29 | 447 | 19.4 | 65 | 4 |
| Phillips | 22 | 169 | 7.7 | 34 | 0 |
| Butler | 19 | 125 | 6.6 | 16 | 0 |
| Brown | 11 | 132 | 12.0 | 26 | 0 |
| Profit | 11 | 108 | 9.8 | 26 | 0 |
| Winslow | 4 | 45 | 11.3 | 14 | 0 |
| Stevens | 4 | 39 | 9.8 | 14 | 0 |
| Garrett | 2 | 30 | 15.0 | 22 | 0 |
| Matthews | 2 | 19 | 9.5 | 12 | 0 |
| Abramowicz | 2 | 18 | 9.0 | 11 | 0 |
| Lawson | 2 | 5 | 2.5 | 4 | 0 |
| Minor | 1 | 5 | 5.0 | 5 | 0 |
| TEAM | 163 | 1901 | 11.7 | 65 | 11 |
| OPP. | 176 | 2333 | 13.3 | 54 | 15 |

INTERCEPTIONS

| | No. | Yds. | Avg. | Long | TD |
|------------|-----|------|------|------|----|
| Jackson | 3 | 40 | 11.3 | 23 | 0 |
| Myers | 3 | 33 | 11.0 | 20 | 0 |
| Merlo | 3 | 25 | 8.3 | 16 | 0 |
| Lee | 3 | 23 | 7.7 | 12 | 0 |
| Owens | 1 | 3 | 3.0 | 3 | 0 |
| Federspiel | 1 | 1 | 1.0 | 1 | 0 |
| Newsome | 1 | 1 | 1.0 | 1 | 0 |
| J. Moore | 1 | 0 | 0.0 | 0 | 0 |
| TEAM | 16 | 126 | 7.9 | 23 | 0 |
| OPP. | 17 | 280 | 16.5 | 65 | 3 |

KICKOFF RETURNS

| | No. | Yds. | Avg. | Long | TD |
|----------|-----|------|------|------|----|
| Stevens | 26 | 590 | 22.7 | 48 | 0 |
| Profit | 7 | 144 | 20.6 | 26 | 0 |
| Lawson | 7 | 118 | 16.9 | 27 | 0 |
| Fink | 5 | 81 | 16.2 | 24 | 0 |
| D. Moore | 1 | 14 | 14.0 | 14 | 0 |
| Jackson | 1 | 0 | 0.0 | 0 | 0 |
| TEAM | 47 | 947 | 20.1 | 48 | 0 |
| OPP. | 33 | 722 | 21.9 | 36 | 0 |

PUNT RETURNS

| | Ret | FC | Yds | Avg | Long | TD |
|---------|-----|----|-----|------|------|----|
| Stevens | 17 | 15 | 171 | 10.1 | 37 | 0 |
| Winslow | 5 | 3 | 43 | 8.6 | 17 | 0 |
| Myers | 0 | 4 | 0 | 0.0 | 0 | 0 |
| TEAM | 22 | 22 | 214 | 9.7 | 37 | 0 |
| OPP. | 49 | 13 | 587 | 11.9 | 84 | 1 |

PUNTING

| | No. | Yds | Avg | Net | TB | In | Lg | B |
|--------|-----|------|------|-----|----|----|----|---|
| O'Neal | 81 | 3375 | 41.7 | | | | 71 | 0 |
| TEAM | 81 | 3375 | 41.7 | | | | 71 | 0 |
| OPP. | 63 | 2805 | 44.5 | | | | 72 | 0 |

FIELD GOALS

| | 1-19 | 20-29 | 30-39 | 40-49 | 50+ |
|---------|------|-------|-------|-------|-----|
| Feller | 4/5 | 0/0 | 0/4 | 0/3 | 0/0 |
| McClard | 2/2 | 5/6 | 4/5 | 2/10 | 0/1 |
| TEAM | 6/7 | 5/6 | 4/9 | 2/13 | 0/1 |
| OPP. | 5/6 | 6/12 | 5/8 | 2/7 | 1/1 |

| | PASSING | Att. | Cmp | Yds | Cmp% | Yds/Att | TD | TD% | Int | Int% | Long | Sack/Lost | Rating |
|-----------|---------|------|------|------|------|---------|-----|-----|------|------|--------|-----------|--------|
| Manning | 267 | 140 | 1642 | 32.4 | 6.14 | 10 | 3.7 | 12 | 4.5 | 65 | 281/77 | 64.3 | 31.4 |
| Scott | 54 | 18 | 245 | 33.3 | 4.54 | 1 | 1.8 | 3 | 5.6 | 42 | 4/29 | 5.96 | 29.4 |
| Davis | 17 | 5 | 14 | 29.4 | 0.82 | 0 | 0.0 | 2 | 11.8 | 14 | 37/242 | 55.8 | 69.8 |
| TEAM | 338 | 163 | 1901 | 48.2 | 5.62 | 11 | 3.3 | 17 | 5.0 | 65 | 24/155 | 64.3 | 31.4 |
| OPPONENTS | 337 | 176 | 2333 | 52.2 | 6.92 | 15 | 4.5 | 16 | 4.7 | 54 | | | |

SAINTS 1972 STATISTICS

WON 2, LOST 11, TIED 1

| | | | | |
|-------|---|-------|---------------------|--------|
| 9/17 | L | 14-34 | at Los Angeles Rams | 66,303 |
| 9/25 | L | 17-20 | Kansas City | 70,793 |
| 10/1 | L | 2-37 | San Francisco | 69,840 |
| 10/8 | L | 21-45 | at New York Giants | 62,507 |
| 10/15 | L | 14-21 | Atlanta | 66,294 |
| 10/22 | T | 20-20 | at San Francisco | 59,167 |
| 10/29 | W | 21-3 | Philadelphia | 65,554 |
| 11/5 | L | 6-37 | at Minnesota | 49,784 |
| 11/12 | L | 20-36 | at Atlanta | 58,850 |
| 11/19 | L | 14-27 | at Detroit | 53,752 |
| 11/26 | W | 19-16 | Los Angeles Rams | 64,325 |
| 12/3 | L | 17-18 | at New York Jets | 62,496 |
| 12/10 | L | 1-17 | New England | 64,889 |
| 12/17 | L | 20-30 | Green Bay | 65,881 |

| | N.O. | OPP. |
|---------------------|---------|---------|
| TOTAL FIRST DOWNS | 226 | 251 |
| Rushing | 83 | 107 |
| Passing | 123 | 129 |
| Penalty | 20 | 15 |
| 3rd Down: Made/Att. | 69/184 | 82/193 |
| 3rd Down: Pct. | 37.5 | 42.5 |
| 4th Down: Made/Att. | | |
| 4th Down: Pct. | | |
| POSSESSION AVG. | | |
| TOTAL NET YARDS | 3664 | 4491 |
| Avg. Per Game | 261.7 | 320.8 |
| Total Plays | 829 | 874 |
| Avg. Per Play | 4.4 | 5.1 |
| NET YARDS RUSHING | 1230 | 2089 |
| Avg. Per Game | 87.9 | 149.2 |
| Total Rushes | 336 | 482 |
| NET YARDS PASSING | 2434 | 2402 |
| Avg. Per Game | 173.9 | 171.6 |
| Sacked/Yards Lost | 43/347 | 24/194 |
| Gross Yards | 2781 | 2586 |
| Att./Completions | 449/230 | 368/213 |
| Completion Pct. | 51.2 | 57.9 |
| Had Intercepted | 21 | 14 |
| PUNTS/AVERAGE | 71/40.8 | 52/39.3 |
| NET PUNTING AVG. | | |
| PENALTIES/YARDS | 69/585 | 53/711 |
| FUMBLES/BALL LOST | 33/16 | 27/13 |
| TOUCHDOWNS | 26 | 38 |
| Rushing | 5 | 15 |
| Passing | 18 | 21 |
| Returns | 3 | 2 |

SCORE BY PERIODS

| | Q1 | Q2 | Q3 | Q4 | OT | PTS. |
|--------|----|-----|----|----|----|------|
| SAINTS | 37 | 45 | 54 | 79 | 0 | 215 |
| OPP. | 78 | 137 | 68 | 78 | 0 | 361 |

SCORING

| | TD | Ru | Pa | RT | PAT | FG | S | PTS. |
|------------|----|----|----|----|-------|-------|---|------|
| Abramowicz | 7 | 0 | 7 | 0 | 0 | 0 | 0 | 42 |
| Parks | 6 | 0 | 6 | 0 | 0 | 0 | 0 | 36 |
| Feller | 0 | 0 | 0 | 0 | 6/11 | 10/12 | 0 | 28 |
| Durkee | 0 | 0 | 0 | 0 | 3/9 | 9/9 | 0 | 18 |
| Gresham | 3 | 3 | 0 | 0 | 0 | 0 | 0 | 18 |
| Newland | 2 | 0 | 2 | 0 | 0 | 0 | 0 | 12 |
| Manning | 2 | 2 | 0 | 0 | 0 | 0 | 0 | 12 |
| Butler | 2 | 0 | 2 | 0 | 0 | 0 | 0 | 12 |
| Linhart | 0 | 0 | 0 | 0 | 2/5 | 5/5 | 0 | 11 |
| Wyatt | 0 | 0 | 0 | 1 | 0 | 0 | 0 | 6 |
| Jackson | 1 | 0 | 0 | 1 | 0 | 0 | 0 | 6 |
| Brown | 1 | 0 | 1 | 0 | 0 | 0 | 0 | 6 |
| Neal | 1 | 0 | 0 | 1 | 0 | 0 | 0 | 6 |
| Owens | 0 | 0 | 0 | 0 | 0 | 0 | 0 | 2 |
| TEAM | 26 | 5 | 18 | 3 | 11/25 | 24/26 | 1 | 215 |
| OPP. | 38 | 15 | 21 | 2 | 31/43 | 38/38 | 0 | 361 |

SACKS:

| | |
|-----------|------|
| SAINTS | 24.0 |
| OPPONENTS | 43.0 |

RUSHING

| | No. | Yds. | Avg. | Long | TD |
|-------------|-----|------|------|------|----|
| Gresham | 120 | 381 | 3.2 | 23 | 3 |
| Manning | 63 | 351 | 5.6 | 18 | 2 |
| Butler | 54 | 233 | 4.3 | 27 | 0 |
| Strong | 37 | 120 | 3.2 | 9 | 0 |
| J. Williams | 31 | 72 | 2.3 | 11 | 0 |
| Green | 14 | 51 | 3.6 | 14 | 0 |
| Ford | 11 | 28 | 2.5 | 9 | 0 |
| Robinson | 5 | 1 | 0.2 | 5 | 0 |
| Parks | 1 | -7 | -7.0 | -7 | 0 |
| TEAM | 336 | 1230 | 3.7 | 27 | 5 |
| OPP. | 482 | 2089 | 4.3 | 45 | 38 |

RECEIVING

| | No. | Yds. | Avg. | Long | TD |
|-------------|-----|------|------|------|----|
| Newland | 47 | 579 | 12.3 | 42 | 2 |
| Abramowicz | 38 | 668 | 17.6 | 51 | 7 |
| Parks | 32 | 542 | 16.9 | 66 | 6 |
| Gresham | 29 | 192 | 6.6 | 54 | 0 |
| Butler | 25 | 226 | 9.0 | 21 | 2 |
| J. Williams | 16 | 116 | 7.3 | 32 | 0 |
| Strong | 14 | 123 | 8.8 | 16 | 0 |
| Brown | 11 | 175 | 15.9 | 34 | 1 |
| Adkins | 9 | 96 | 10.7 | 38 | 0 |
| Green | 7 | 49 | 7.0 | 15 | 0 |
| Others | 2 | 15 | 7.5 | 9 | 0 |
| TEAM | 230 | 2781 | 12.1 | 66 | 18 |
| OPP. | 213 | 2596 | 12.2 | 81 | 21 |

INTERCEPTIONS

SAINTS 1971 STATISTICS

WON 4, LOST 8, TIED 2

| | | | |
|---------|-------|----------------------|--------|
| 9/19 W | 24-20 | Los Angeles Rams | 70,915 |
| 9/26 L | 20-38 | San Francisco | 81,596 |
| 10/3 T | 13-13 | at Houston Oilers | 47,966 |
| 10/10 L | 14-35 | at Chicago | 55,049 |
| 10/17 W | 24-14 | Dallas | 83,088 |
| 10/24 L | 6-28 | at Atlanta | 58,850 |
| 10/31 L | 14-24 | at Washington | 53,041 |
| 11/7 T | 21-21 | Oakland Raiders | 83,102 |
| 11/14 W | 26-20 | at San Francisco | 45,138 |
| 11/21 L | 10-23 | Minnesota | 83,130 |
| 11/28 W | 29-21 | at Green Bay (Milw.) | 48,130 |
| 12/5 L | 28-45 | at Los Angeles Rams | 73,610 |
| 12/12 L | 17-21 | Cleveland | 72,794 |
| 12/19 L | 20-24 | Atlanta | 75,954 |

| | | |
|---------------------|---------|-----|
| TOTAL FIRST DOWNS | N.O. | 242 |
| Rushing | 105 | |
| Passing | 110 | |
| Penalty | 31 | |
| 3rd Down: Made/Att. | | |
| 3rd Down: Pct. | | |
| 4th Down: Made/Att. | | |
| 4th Down: Pct. | | |
| POSSESSION AVG. | 4438 | |
| TOTAL NET YARDS | 3666 | |
| Avg. Per Game | 261.9 | |
| Total Plays | 889 | |
| Avg. Per Play | 4.1 | |
| NET YARDS RUSHING | 1711 | |
| Avg. Per Game | 157.1 | |
| Total Rushes | 452 | |
| NET YARDS PASSING | 1955 | |
| Avg. Per Game | 159.9 | |
| Sacked/Yards Lost | 50/404 | |
| Gross Yards | 2472 | |
| Att./Completions | 387/182 | |
| Completion Pct. | 47.0 | |
| Had Intercepted | 14 | |
| PUNTS/AVERAGE | 77/41.4 | |
| NET PUNTING AVG. | 85/869 | |
| PENALTIES/YARDS | 29/11 | |
| FUMBLES/BALL LOST | 31 | |
| TOUCHDOWNS | 18 | |
| Rushing | 12 | |
| Passing | 6 | |
| Returns | 1 | |

SCORE BY PERIODS

| | Q1 | Q2 | Q3 | Q4 | OT | PTS. |
|--------|----|----|----|-----|----|------|
| SAINTS | 38 | 49 | 60 | 114 | 0 | 266 |
| OPP. | 86 | 89 | 44 | 128 | 0 | 347 |

SCORING

| | TD | Ru | Pa | RT | PAT | FG | S | PTS. |
|------------|----|----|----|----|-------|-------|---|------|
| Durkee | 0 | 0 | 0 | 0 | 24/25 | 16/23 | 0 | 72 |
| Gresham | 0 | 0 | 0 | 0 | 0 | 0 | 0 | 36 |
| Parks | 0 | 0 | 0 | 0 | 0 | 0 | 0 | 30 |
| Abramowicz | 5 | 0 | 5 | 0 | 0 | 0 | 0 | 30 |
| Manning | 4 | 0 | 0 | 0 | 0 | 0 | 0 | 24 |
| Strong | 3 | 3 | 0 | 0 | 0 | 0 | 0 | 18 |
| Ford | 2 | 2 | 0 | 0 | 0 | 0 | 0 | 12 |
| Robinson | 2 | 1 | 1 | 0 | 0 | 0 | 0 | 12 |
| Butler | 0 | 0 | 0 | 0 | 5/6 | 1/5 | 0 | 6 |
| Granger | 1 | 1 | 0 | 0 | 0 | 0 | 0 | 6 |
| Wyatt | 1 | 0 | 0 | 1 | 0 | 0 | 0 | 6 |
| Baker | 1 | 0 | 1 | 0 | 0 | 0 | 0 | 6 |
| Hargrett | 1 | 1 | 0 | 0 | 0 | 0 | 0 | 6 |
| TEAM | 31 | 18 | 12 | 1 | 29/31 | 17/28 | 0 | 266 |
| OPP. | 44 | 18 | 20 | 6 | 44/44 | 13/26 | 0 | 347 |

SACKS:

| | |
|-----------|------|
| SAINTS | 24.0 |
| OPPONENTS | 50.0 |

| | No. | Yds. | Avg. | Long | TD |
|----------|-----|-------|------|------|----|
| Strong | 95 | 404 | 4.3 | 39 | 3 |
| Gresham | 127 | 383 | 3.0 | 18 | 6 |
| Ford | 93 | 379 | 4.1 | 35 | 2 |
| Manning | 33 | 172 | 5.2 | 17 | 4 |
| Granger | 32 | 139 | 4.3 | 16 | 1 |
| Baker | 29 | 125 | 4.3 | 20 | 0 |
| Robinson | 29 | 96 | 3.3 | 12 | 1 |
| Hargrett | 24 | 2.7 | 11 | 1 | 0 |
| Dodd | 7 | 7.0 | 7 | 0 | 0 |
| Harris | 1 | 1.0 | 1 | 0 | 0 |
| Parks | 2 | -1.0 | 10 | 0 | 0 |
| Fagan | 1 | -17.0 | -17 | 0 | 0 |
| TEAM | 452 | 1711 | 3.8 | 39 | 18 |
| OPP. | 495 | 2200 | 4.4 | 801 | 18 |

RECEIVING

| | No. | Yds. | Avg. | Long | TD |
|------------|-----|------|------|------|----|
| Abramowicz | 37 | 657 | 17.8 | 631 | 5 |
| Parks | 35 | 568 | 16.2 | 42 | 5 |
| Dodd | 15 | 298 | 19.9 | 49 | 0 |
| Newland | 21 | 319 | 15.2 | 44 | 0 |
| Strong | 16 | 78 | 4.9 | 14 | 0 |
| Granger | 12 | 52 | 4.3 | 11 | 0 |
| Robinson | 12 | 53 | 4.4 | 17 | 1 |
| Gresham | 17 | 203 | 11.9 | 37 | 0 |
| Ford | 7 | 54 | 7.7 | 10 | 0 |
| Baker | 6 | 44 | 7.3 | 291 | 1 |
| Burchfield | 3 | 36 | 12.0 | 16 | 0 |
| Manning | 1 | -7 | -7.0 | -7 | 0 |
| TEAM | 182 | 2355 | 12.9 | 631 | 12 |
| OPP. | 175 | 2472 | 14.1 | 84 | 20 |

INTERCEPTIONS

| | No. | Yds. | Avg. | Long | TD |
|----------|-----|------|------|------|----|
| Howell | 5 | 120 | 24.0 | 60 | 0 |
| Hollas | 5 | 56 | 11.2 | 25 | 0 |
| Wyatt | 4 | 84 | 21.0 | 551 | 1 |
| Martin | 3 | 51 | 17.0 | 26 | 0 |
| Absher | 1 | 21 | 21.0 | 21 | 0 |
| Flanigan | 1 | 10 | 10.0 | 10 | 0 |
| Colman | 1 | 0 | 0.0 | 0 | 0 |
| TEAM | 20 | 342 | 17.1 | 60 | 1 |
| OPP. | 14 | 171 | 12.2 | 54 | 1 |

KICKOFF RETURNS

| | No. | Yds. | Avg. | Long | TD |
|------------|-----|------|------|------|----|
| Robinson | 19 | 443 | 23.3 | 51 | 0 |
| Dodd | 12 | 252 | 21.0 | 28 | 0 |
| Moore | 11 | 246 | 22.4 | 31 | 0 |
| Strong | 9 | 134 | 14.9 | 20 | 0 |
| Gresham | 3 | 60 | 20.0 | 26 | 0 |
| Burchfield | 1 | 5 | 5.0 | 5 | 0 |
| Absher | 1 | 3 | 3.0 | 3 | 0 |
| TEAM | 56 | 1143 | 20.4 | 51 | 0 |
| OPP. | 54 | 1326 | 24.5 | 1051 | 2 |

PUNT RETURNS

| | Ret | FC | Yds | Avg | Long | TD |
|------------|-----|----|-----|-----|------|----|
| Dodd | 13 | 4 | 88 | 6.8 | 14 | 0 |
| Moore | 2 | 7 | 0 | 0.0 | 0 | 0 |
| Manning | 1 | 4 | 0 | 0.0 | 0 | 0 |
| Abramowicz | 1 | 16 | 100 | 6.3 | 14 | 0 |
| TEAM | 16 | 11 | 251 | 5.8 | 28 | 0 |
| OPP. | 43 | 11 | 251 | 5.8 | 28 | 0 |

PUNTING

| | No. | Yds | Avg | Net TB | In | Lg | B |
|-------|-----|------|------|--------|----|----|---|
| Fagan | 77 | 3188 | 41.4 | | | 64 | 0 |
| TEAM | 77 | 3188 | 41.4 | | | 64 | 0 |
| OPP. | 50 | 2061 | 41.2 | | | 59 | 0 |

FIELD GOALS

| | 1-19 | 20-29 | 30-39 | 40-49 | 50+ |
|--------|------|-------|-------|-------|-----|
| Durkee | 6/6 | 4/4 | 7/9 | 0/3 | 0/1 |
| TEAM | 6/6 | 4/4 | 7/9 | 0/3 | 0/1 |
| OPP. | | | | | |

WON 2, LOST 11, TIED 1

| | | | |
|---------|-------|------------------------|--------|
| 9/20 L | 3-14 | Atlanta | 77,042 |
| 9/27 L | 0-28 | at Minnesota | 47,902 |
| 10/4 W | 14-10 | New York Giants | 69,126 |
| 10/11 L | 17-24 | at St. Louis Cardinals | 45,294 |
| 10/18 T | 20-20 | at San Francisco | 39,446 |
| 10/25 L | 14-32 | at Atlanta | 58,850 |
| 11/1 L | 17-30 | Los Angeles Rams | 77,861 |
| 11/8 W | 19-17 | Detroit | 66,910 |
| 11/15 L | 10-21 | at Miami | 42,866 |
| 11/22 L | 6-31 | Denver | 66,837 |
| 11/29 L | 6-26 | at Cincinnati | 59,342 |
| 12/6 L | 16-34 | at Los Angeles Rams | 66,410 |
| 12/13 L | 27-38 | San Francisco | 27-38 |
| 12/20 L | 3-24 | Chicago | 63,518 |

| | | |
|---------------------|---------|-----|
| TOTAL FIRST DOWNS | N.O. | 183 |
| Rushing | 55 | |
| Passing | 112 | |
| Penalty | 16 | |
| 3rd Down: Made/Att. | | |
| 3rd Down: Pct. | | |
| 4th Down: Made/Att. | | |
| 4th Down: Pct. | | |
| POSSESSION AVG. | 4952 | |
| TOTAL NET YARDS | 3673 | |
| Avg. Per Game | 262.4 | |
| Total Plays | 814 | |
| Avg. Per Play | 4.5 | |
| NET YARDS RUSHING | 1215 | |
| Avg. Per Game | 86.8 | |
| Total Rushes | 371 | |
| NET YARDS PASSING | 2458 | |
| Avg. Per Game | 175.6 | |
| Sacked/Yards Lost | 28/232 | |
| Gross Yards | 2690 | |
| Att./Completions | 415/213 | |
| Completion Pct. | 51.3 | |
| Had Intercepted | 22 | |
| PUNTS/AVERAGE | 77/42.5 | |
| NET PUNTING AVG. | 56/40.4 | |
| PENALTIES/YARDS | 91/1029 | |
| FUMBLES/BALL LOST | 27/18 | |
| TOUCHDOWNS | 17 | |
| Rushing | 4 | |
| Passing | 11 | |
| Returns | 2 | |

SCORE BY PERIODS

| | Q1 | Q2 | Q3 | Q4 | OT | PTS. |
|--------|----|----|----|-----|----|------|
| SAINTS | 59 | 33 | 22 | 58 | 0 | 172 |
| OPP. | 68 | 87 | 76 | 116 | 0 | 347 |

SCORING

| | TD | Ru | Pa | RT | PAT | FG | S | PTS. |
|------------|----|----|----|----|-------|-------|---|------|
| Dempsey | 0 | 0 | 0 | 0 | 16/17 | 18/34 | 0 | 70 |
| Abramowicz | 5 | 0 | 5 | 0 | 0 | 0 | 0 | 30 |
| Barrington | 2 | 2 | 0 | 0 | 0 | 0 | 0 | 12 |
| Burrough | 2 | 0 | 2 | 0 | 0 | 0 | 0 | 12 |
| Parks | 2 | 0 | 2 | 0 | 0 | 0 | 0 | 12 |
| Dodd | 2 | 0 | 1 | 1 | 0 | 0 | 0 | 12 |
| Poage | 1 | 0 | 1 | 0 | 0 | 0 | 0 | 6 |
| McCall | 1 | 1 | 0 | 0 | 0 | 0 | 0 | 6 |
| Baker | 1 | 0 | 0 | 1 | 0 | 0 | 0 | 6 |
| Morgan | 1 | 0 | 0 | 1 | 0 | 0 | 0 | 6 |
| TEAM | 17 | 4 | 11 | 2 | 16/17 | 18/34 | 0 | 172 |
| OPP. | 40 | 15 | 19 | 6 | 38/40 | 23/34 | 0 | 347 |

SACKS:

| | |
|-----------|------|
| SAINTS | 17.0 |
| OPPONENTS | 28.0 |

SAINTS 1970 STATISTICS

| | No. | Yds. | Avg. | Long | TD |
|-------------|-----|------|------|------|----|
| Baker | 82 | 337 | 4.1 | 29 | 1 |
| Barrington | 72 | 228 | 3.2 | 16 | 2 |
| Otis | 71 | 211 | 3.0 | 15 | 0 |
| Pitts | 32 | 96 | 3.0 | 11 | 0 |
| Davis | 27 | 94 | 3.5 | 25 | 0 |
| McCall | 23 | 63 | 2.7 | 11 | 1 |
| Kilmer | 12 | 42 | 3.5 | 15 | 0 |
| Wheelwright | 16 | 45 | 2.8 | 9 | 0 |
| Dodd | 5 | 31 | 6.2 | 16 | 0 |
| Livingston | 10 | 29 | 2.9 | 10 | 0 |
| Poage | 1 | 13 | 13.0 | 13 | 0 |
| Abramowicz | 1 | 7 | 7.0 | 7 | 0 |
| Hargrett | 4 | 7 | 1.8 | 7 | 0 |
| Nyvall | 5 | 6 | 1.2 | 6 | 0 |
| Dusenberry | 4 | 6 | 1.5 | 3 | 0 |
| Burrough | 1 | 4 | 4.0 | 4 | 0 |
| Gros | 4 | 2 | 0.5 | 4 | 0 |
| Fagan | 1 | -6 | -6.0 | -6 | 0 |
| TEAM | 371 | 1215 | 3.3 | 29 | 4 |
| OPP. | 469 | 1891 | 4.0 | 741 | 15 |

RECEIVING

| | No. | Yds. | Avg. | Long | TD |
|-------------|-----|------|------|------|----|
| Abramowicz | 55 | 906 | 16.5 | 15 | 5 |
| Dodd | 28 | 494 | 17.3 | 451 | 1 |
| Parks | 26 | 447 | 17.2 | 38 | 2 |
| Barrington | 22 | 130 | 5.9 | 20 | 0 |
| Otis | 20 | 124 | 6.2 | 22 | 0 |
| Poage | 15 | 166 | 11.1 | 361 | 1 |
| Burrough | 13 | 196 | 15.1 | 35 | 2 |
| Baker | 12 | 47 | 3.9 | 11 | 0 |
| Pitts | 7 | 63 | 9.0 | 12 | 0 |
| McCall | 5 | 43 | 8.6 | 17 | 0 |
| Davis | 4 | 29 | 7.3 | 13 | 0 |
| Gros | 2 | 0 | 0.0 | 0 | 0 |
| Nyvall | 2 | -1 | -0.5 | 1 | 0 |
| Shaw | 1 | 49 | 49.0 | 49 | 0 |
| Wheelwright | 1 | 7 | 7.0 | 7 | 0 |
| TEAM | 213 | 2690 | 12.6 | 49 | 11 |
| OPP. | 238 | 3197 | 13.4 | 74 | 19 |

INTERCEPTIONS

| | No. | Yds. | Avg. | Long | TD |
|----------|-----|------|------|------|----|
| Hollas | 5 | 79 | 15.8 | 29 | 0 |
| Wyatt | 4 | 45 | 11.3 | 25 | 0 |
| Burkett | 4 | 36 | 9.0 | 16 | 0 |
| Newett | 3 | 49 | 16.3 | 47 | 0 |
| Howell | 3 | 28 | 9.3 | 23 | 0 |
| Lyons | 1 | 12 | 12.0 | 12 | 0 |
| Morgan | 1 | 7 | 7.0 | 7 | 0 |
| Scarpati | 1 | 4 | 4.0 | 4 | 0 |
| TEAM | 22 | 260 | 11.8 | 47 | 0 |
| OPP. | 22 | 256 | 11.6 | 52 | 1 |

KICKOFF RETURNS

| | No. | Yds. | Avg. | Long | TD |
|------------|-----|------|------|------|----|
| Dodd | 15 | 319 | 21.3 | 32 | 0 |
| Burrough | 15 | 298 | 19.9 | 38 | 0 |
| Dusenberry | 10 | 183 | 18.3 | 26 | 0 |
| Barrington | 6 | 129 | 21.5 | 26 | 0 |
| Otis | 2 | 22 | 11.0 | 19 | 0 |
| McCall | 1 | 26 | 26.0 | 26 | 0 |
| Pitts | 1 | 20 | 20.0 | 22 | 0 |
| Lyons | 20 | 20 | 20.0 | 20 | 0 |
| Leis | 1 | 19 | 19.0 | 19 | 0 |
| Poage | 1 | 6 | 6.0 | 6 | 0 |
| TEAM | 53 | 1044 | 19.7 | 38 | 0 |
| OPP | 35 | 735 | 21.0 | 55 | 0 |

SAINTS 1969 STATISTICS

| | | | |
|---------------|-------|------------------------|--------|
| WON 5, LOST 9 | | | |
| 9/21 L | 20-26 | Washington | 73,147 |
| 9/28 L | 17-21 | Dallas | 79,567 |
| 10/5 L | 17-36 | at Los Angeles Rams | 54,879 |
| 10/12 L | 17-27 | Cleveland | 71,274 |
| 10/19 L | 10-30 | Baltimore Colts | 80,636 |
| 10/26 L | 10-13 | at Philadelphia | 60,658 |
| 11/2 W | 51-42 | at St. Louis Cardinals | 46,718 |
| 11/9 L | 17-33 | at Dallas | 62,282 |
| 11/16 W | 25-24 | at New York Giants | 62,927 |
| 11/23 W | 43-38 | San Francisco | 71,448 |
| 11/30 W | 26-17 | Philadelphia | 72,805 |
| 12/7 L | 17-45 | at Atlanta | 57,021 |
| 12/14 L | 14-17 | at Washington | 50,354 |
| 12/21 W | 27-24 | Pittsburgh | 72,256 |

| | | | |
|---------------------|--|---------|---------|
| TOTAL FIRST DOWNS | | N.O. | OPP. |
| Rushing | | 282 | 242 |
| Passing | | 88 | 131 |
| Penalty | | 158 | 23 |
| 3rd Down: Made/Att. | | 31 | |
| 3rd Down: Pct. | | | |
| 4th Down: Made/Att. | | | |
| 4th Down: Pct. | | | |
| POSSESSION AVG. | | | |
| TOTAL NET YARDS | | 4679 | 5018 |
| Avg. Per Game | | 334.2 | 358.5 |
| Total Plays | | 869 | 823 |
| Avg. Per Play | | 5.4 | 6.0 |
| NET YARDS RUSHING | | 1705 | 1835 |
| Avg. Per Game | | 121.8 | 131.1 |
| Total Rushes | | 399 | 419 |
| NET YARDS PASSING | | 2974 | 3183 |
| Avg. Per Game | | 212.4 | 227.4 |
| Sacked/Yards Lost | | 27/241 | 21/199 |
| Gross Yards | | 3215 | 3382 |
| Att./Completions | | 453/245 | 382/200 |
| Completion Pct. | | 54.1 | 52.4 |
| Had Intercepted | | 20 | 12 |
| PUNTS/AVERAGE | | 49/41.4 | 58/41.5 |
| NET PUNTING AVG. | | | |
| PENALTIES/YARDS | | 83/943 | 81/773 |
| FUMBLES/BALL LOST | | 20/13 | 20/10 |
| TOUCHDOWNS | | 35 | 49 |
| Rushing | | 15 | 15 |
| Passing | | 22 | 32 |
| Returns | | 1 | 2 |

| | | | | | | |
|------------------|----|-----|----|----|----|------|
| SCORE BY PERIODS | | | | | | |
| | Q1 | Q2 | Q3 | Q4 | OT | PTS. |
| SAINTS | 37 | 109 | 97 | 69 | 0 | 311 |
| OPP. | 87 | 143 | 70 | 93 | 0 | 393 |

| | | | | | | | | | |
|-------------|----|----|----|----|-------|-------|---|------|--|
| SCORING | | | | | | | | | |
| | TD | Ru | Pa | RT | PAT | FG | S | PTS. | |
| Dempsey | 0 | 0 | 0 | 0 | 33/35 | 22/41 | 0 | 99 | |
| Livingston | 8 | 5 | 3 | 0 | | | 0 | 48 | |
| Abramowicz | 7 | 0 | 7 | 0 | | | 0 | 42 | |
| Wheelwright | 5 | 4 | 1 | 0 | | | 0 | 30 | |
| Poage | 4 | 0 | 4 | 0 | | | 0 | 24 | |
| Parks | 3 | 0 | 3 | 0 | | | 0 | 18 | |
| Baker | 2 | 1 | 1 | 0 | | | 0 | 12 | |
| Barrington | 2 | 1 | 1 | 0 | | | 0 | 12 | |
| Dodd | 1 | 0 | 1 | 0 | | | 0 | 6 | |
| Hester | 1 | 0 | 1 | 0 | | | 0 | 6 | |
| Preece | 1 | 0 | 0 | 1 | | | 0 | 6 | |
| TEAM | 0 | 0 | 0 | 0 | | | 2 | 4 | |
| OPP. | 35 | 12 | 22 | 1 | 33/35 | 22/41 | 2 | 311 | |
| OPP. | 49 | 15 | 32 | 2 | 47/49 | 16/30 | 1 | 393 | |

| | | |
|-----------|--|------|
| SACKS: | | |
| SAINTS | | 21.0 |
| OPPONENTS | | 27.0 |

| | | | | | | | | | | | | | |
|------------|------|-----|------|------|---------|----|------|-----|------|------|-----------|--------|--|
| PASSING | | | | | | | | | | | | | |
| | Att. | Cmp | Yds | Cmp% | Yds/Att | TD | TD% | Int | Int% | Long | Sack/Lost | Rating | |
| Kilmer | 360 | 193 | 2532 | 53.6 | 7.0 | 20 | 5.6 | 17 | 4.7 | 52 | 22/212 | 74.9 | |
| Hargrett | 52 | 31 | 403 | 59.6 | 7.7 | 0 | 0.0 | 0 | 0.0 | 32 | 3/18 | 84.1 | |
| Nimowski | 34 | 17 | 227 | 50.0 | 6.6 | 1 | 2.9 | 2 | 5.9 | 7/11 | 1/11 | 56.9 | |
| Livingston | 4 | 3 | 38 | 75.0 | 8.0 | 1 | 25.0 | 1 | 25.0 | 14 | 0/0 | 83.3 | |
| Barrington | 2 | 1 | 15 | 50.0 | 7.5 | 0 | 0.0 | 0 | 0.0 | 15 | 0/0 | 75.0 | |
| Looney | 1 | 1 | 0 | 0.0 | 0.0 | 0 | 0.0 | 0 | 0.0 | 0 | 0/0 | --- | |
| TEAM | 453 | 345 | 3215 | 54.1 | 7.0 | 22 | 4.9 | 19 | 4.2 | 70 | 27/241 | 93.8 | |
| OPPONENTS | 382 | 200 | 3390 | 52.4 | 8.8 | 32 | 8.4 | 12 | 3.1 | 88 | 21/199 | 97.5 | |

| | | | | |
|-------------|-----|------|------|------|
| RUSHING | | | | |
| | No. | Yds. | Avg. | Long |
| Livingston | 181 | 761 | 4.2 | 18 |
| Baker | 134 | 642 | 4.8 | 54 |
| Wheelwright | 25 | 85 | 3.4 | 17 |
| Shy | 21 | 75 | 3.6 | 22 |
| Abramowicz | 3 | 61 | 20.3 | 28 |
| Barrington | 7 | 33 | 4.7 | 17 |
| Kilmer | 11 | 18 | 1.6 | 12 |
| Hargrett | 5 | 15 | 3.0 | 11 |
| Dodd | 3 | 12 | 4.0 | 9 |
| Lorick | 5 | 11 | 2.2 | 6 |
| Poage | 1 | -3 | -3.0 | -3 |
| Looney | 3 | -3 | -1.0 | 4 |
| TEAM | 399 | 1705 | 4.3 | 54 |
| OPP. | 419 | 1835 | 4.4 | 66 |

| | | | | |
|-------------|-----|------|------|------|
| RECEIVING | | | | |
| | No. | Yds. | Avg. | Long |
| Abramowicz | 73 | 1015 | 13.9 | 49 |
| Dodd | 37 | 600 | 16.2 | 52 |
| Baker | 34 | 352 | 10.4 | 35 |
| Parks | 31 | 449 | 14.4 | 40 |
| Livingston | 28 | 278 | 9.9 | 51 |
| Poage | 18 | 236 | 13.1 | 24 |
| Shy | 9 | 141 | 15.7 | 70 |
| Wheelwright | 8 | 68 | 8.5 | 20 |
| Barrington | 4 | 42 | 10.5 | 15 |
| Hester | 3 | 44 | 14.7 | 22 |
| TEAM | 245 | 3215 | 13.1 | 70 |
| OPP. | 200 | 3390 | 16.9 | 88 |

| | | | | |
|---------------|-----|------|------|------|
| INTERCEPTIONS | | | | |
| | No. | Yds. | Avg. | Long |
| Neveitt | 3 | 20 | 6.6 | 20 |
| Whitsell | 3 | 14 | 4.6 | 11 |
| Howard | 2 | 0 | 0.0 | 0 |
| Burris | 1 | 24 | 24.0 | 24 |
| Absher | 1 | 7 | 7.0 | 7 |
| Preece | 1 | 6 | 6.0 | 6 |
| Thompson | 1 | 2 | 2.0 | 2 |
| TEAM | 12 | 73 | 6.0 | 24 |
| OPP. | 20 | 265 | 13.2 | 40 |

| | | | | |
|-----------------|-----|------|------|------|
| KICKOFF RETURNS | | | | |
| | No. | Yds. | Avg. | Long |
| Shy | 16 | 447 | 27.9 | 57 |
| Neveitt | 2 | 53 | 26.5 | 37 |
| Howard | 9 | 227 | 25.2 | 86 |
| Barrington | 17 | 394 | 23.2 | 54 |
| Dodd | 8 | 171 | 21.4 | 28 |
| Thompson | 5 | 101 | 20.2 | 26 |
| Ward | 3 | 58 | 19.3 | 21 |
| Hester | 1 | 4 | 4.0 | 4 |
| Preece | 1 | 0 | 0.0 | 0 |
| TEAM | 62 | 1455 | 23.5 | 86 |
| OPP. | 48 | 935 | 19.5 | 44 |

| | | | | |
|--------------|-----|-----|-----|------|
| PUNT RETURNS | | | | |
| | Ret | Yds | Avg | Long |
| Dodd | 15 | 106 | 7.1 | 21 |
| Howard | 9 | 73 | 8.1 | 30 |
| Barrington | 1 | 8 | 8.0 | 8 |
| Thompson | 4 | 25 | 6.3 | 12 |
| Ward | 1 | 5 | 5.0 | 5 |
| TEAM | 30 | 217 | 7.2 | 30 |
| OPP. | 27 | 176 | 6.5 | 39 |

| | | | | |
|---------|-----|------|------|-----|
| PUNTING | | | | |
| | No. | Yds | Avg | Net |
| Cordill | 42 | 1719 | 40.9 | 58 |
| McNeill | 7 | 312 | 44.6 | 81 |
| TEAM | 49 | 2031 | 41.4 | 81 |
| OPP. | 58 | 2411 | 41.5 | 54 |

| | | | | |
|-------------|------|-------|-------|-------|
| FIELD GOALS | | | | |
| | 1-19 | 20-29 | 30-39 | 40-49 |
| Dempsey | 5/6 | 6/7 | 3/6 | 7/11 |
| TEAM | 5/6 | 6/7 | 3/6 | 7/11 |
| OPP. | 6/7 | 4/4 | 4/9 | 2/9 |

| | | | |
|-----------------------|-------|------------------------|--------|
| WON 4, LOST 9, TIED 1 | | | |
| 9/15 L | 10-24 | Cleveland | 74,215 |
| 9/22 W | 31-17 | Washington | 65,941 |
| 9/29 L | 20-21 | St. Louis Cardinals | 79,021 |
| 10/6 L | 21-38 | at New York Giants | 62,967 |
| 10/13 W | 20-17 | Minnesota | 71,105 |
| 10/20 W | 16-12 | at Pittsburgh | 32,303 |
| 10/27 L | 17-31 | at St. Louis Cardinals | 45,478 |
| 11/3 L | 3-17 | Dallas | 84,728 |
| 11/10 L | 17-35 | at Cleveland | 71,025 |
| 11/17 L | 7-29 | at Green Bay (Milw.) | 49,644 |
| 11/24 T | 20-20 | at Detroit | 46,152 |
| 12/1 L | 17-23 | Chicago | 78,285 |
| 12/8 L | 17-29 | at Philadelphia | 57,128 |
| 12/15 W | 24-14 | Pittsburgh | 66,131 |

| | | | |
|---------------------|--|---------|---------|
| TOTAL FIRST DOWNS | | N.O. | OPP. |
| Rushing | | 224 | 228 |
| Passing | | 80 | 97 |
| Penalty | | 122 | 109 |
| 3rd Down: Made/Att. | | 22 | 22 |
| 3rd Down: Pct. | | | |
| 4th Down: Made/Att. | | | |
| 4th Down: Pct. | | | |
| POSSESSION AVG. | | | |
| TOTAL NET YARDS | | 3863 | 4291 |
| Avg. Per Game | | 275.9 | 306.5 |
| Total Plays | | 882 | 840 |
| Avg. Per Play | | 4.4 | 5.1 |
| NET YARDS RUSHING | | 1527 | 2105 |
| Avg. Per Game | | 109.1 | 150.4 |
| Total Rushes | | 409 | 439 |
| NET YARDS PASSING | | 2336 | 2186 |
| Avg. Per Game | | 166.9 | 156.1 |
| Sacked/Yards Lost | | 33/213 | 34/297 |
| Gross Yards | | 2549 | 2483 |
| Att./Completions | | 439/210 | 366/153 |
| Completion Pct. | | 47.8 | 41.8 |
| Had Intercepted | | 29 | 16 |
| PUNTS/AVERAGE | | 75/37.7 | 69/40.8 |
| NET PUNTING AVG. | | | |
| PENALTIES/YARDS | | 82/843 | 74/767 |
| FUMBLES/BALL LOST | | 19/11 | 33/26 |
| TOUCHDOWNS | | 27 | 42 |
| Rushing | | 7 | 13 |
| Passing | | 17 | 25 |
| Returns | | 3 | 4 |

| | | | | | | |
|------------------|----|----|----|-----|----|------|
| SCORE BY PERIODS | | | | | | |
| | Q1 | Q2 | Q3 | Q4 | OT | PTS. |
| SAINTS | 71 | 79 | 51 | 45 | 0 | 246 |
| OPP. | 44 | 95 | 68 | 121 | 0 | 327 |

| | | | | | | | | | |
|-------------|----|----|----|----|-------|-------|---|------|----|
| SCORING | | | | | | | | | |
| | TD | Ru | Pa | RT | PAT | FG | S | PTS. | |
| Durkee | 0 | 0 | 0 | 0 | | | | 0 | 84 |
| Abramowicz | 7 | 0 | 7 | 0 | | | | 42 | |
| McCall | 6 | 4 | 2 | 0 | | | | 36 | |
| Lorick | 3 | 0 | 3 | 0 | | | | 18 | |
| Stickles | 2 | 0 | 2 | 0 | | | | 12 | |
| Hester | 2 | 0 | 2 | 0 | | | | 12 | |
| Kilmer | 2 | 2 | 0 | 0 | | | | 12 | |
| Burris | 1 | 0 | 0 | 1 | | | | 6 | |
| Barrington | 1 | 0 | 1 | 0 | | | | 6 | |
| Wheelwright | 1 | 0 | 1 | 0 | | | | 6 | |
| Whitsell | 1 | 0 | 1 | 0 | | | | 6 | |
| Brown | 1 | 0 | 0 | 1 | | | | 6 | |
| TEAM | 27 | 7 | 17 | 3 | 27/27 | 19/37 | 0 | 246 | |
| OPP. | 42 | 13 | 25 | 4 | 37/42 | 12/27 | 0 | 327 | |

| | | |
|-----------|--|------|
| SACKS: | | |
| SAINTS | | 34.0 |
| OPPONENTS | | 33.0 |

SAINTS 1968 STATISTICS

| RUSHING | | | | | |
|-------------|-----|------|------|------|----|
| | No. | Yds. | Avg. | Long | TD |
| McCall | 155 | 637 | 4.1 | 48 | 4 |
| Lorick | 104 | 944 | 3.3 | 36 | 0 |
| Schultz | 43 | 152 | 3.5 | 15 | 0 |
| Barrington | 45 | 111 | 2.5 | 22 | 0 |
| Wheelwright | 21 | 99 | 4.7 | 15 | 1 |
| Kilmer | 21 | 97 | 4.6 | 22 | 2 |
| Gilliam | 2 | 36 | 18.0 | 29 | 0 |
| Abramowicz | 2 | 27 | 13.5 | 18 | 0 |
| Poage | 1 | 22 | 22.0 | 22 | 0 |
| South | 4 | 5 | 1.3 | 2 | 0 |
| Baker | 4 | 2 | 0.5 | 3 | 0 |
| McNeill | 2 | 1 | 0.5 | 15 | 0 |
| Whitsell | 1 | -1 | -1.0 | -1 | 0 |
| Sweetan | 4 | -5 | -1.3 | 2 | 0 |
| TEAM | 409 | 1527 | 3.7 | 48 | 7 |
| OPP | 438 | 2105 | 4.8 | 77 | 13 |

SAINTS 1967 STATISTICS

| | | | | | | | | | |
|--------------------------|----|-------|------------------------|---------|---------|-------|------|-----|------|
| WON 3, LOST 11 | | | | | | | | | |
| 9/17 | L | 13-27 | Los Angeles Rams | 80,879 | | | | | |
| 9/24 | L | 10-30 | Washington | 74,937 | | | | | |
| 10/1 | L | 7-42 | Cleveland | 77,045 | | | | | |
| 10/8 | L | 21-27 | at New York Giants | 62,670 | | | | | |
| 10/15 | L | 10-14 | at Dallas | 52,562 | | | | | |
| 10/22 | L | 13-27 | at San Francisco | 34,285 | | | | | |
| 10/29 | L | 10-14 | Pittsburgh | 68,911 | | | | | |
| 11/5 | W | 31-24 | Philadelphia | 59,596 | | | | | |
| 11/12 | L | 10-27 | Dallas | 83,437 | | | | | |
| 11/19 | L | 21-48 | at Philadelphia | 60,751 | | | | | |
| 11/26 | W | 27-24 | Atlanta | 83,437 | | | | | |
| 12/3 | L | 20-31 | at St. Louis Cardinals | 41,171 | | | | | |
| 12/10 | L | 10-30 | at Baltimore Colts | 60,238 | | | | | |
| 12/17 | W | 30-14 | at Washington | 50,486 | | | | | |
| N.O. OPP. | | | | | | | | | |
| TOTAL FIRST DOWNS | | | | 220 | 276 | | | | |
| Rushing | | | | 114 | 114 | | | | |
| Passing | | | | 135 | 138 | | | | |
| Penalty | | | | 18 | 24 | | | | |
| 3rd Down: Made/Att. | | | | | | | | | |
| 3rd Down: Pct. | | | | | | | | | |
| 4th Down: Made/Att. | | | | | | | | | |
| 4th Down: Pct. | | | | | | | | | |
| POSSESSION AVG. | | | | 4928 | 4928 | | | | |
| TOTAL NET YARDS | | | | 3791 | 3520 | | | | |
| Avg. Per Game | | | | 270.8 | 902 | | | | |
| Total Plays | | | | 864 | 4.5 | | | | |
| Avg. Per Play | | | | 3.6 | 2092 | | | | |
| NET YARDS RUSHING | | | | 1193 | 2092 | | | | |
| Avg. Per Game | | | | 85.2 | 149.4 | | | | |
| Total Rushes | | | | 334 | 469 | | | | |
| NET YARDS PASSING | | | | 2598 | 2836 | | | | |
| Avg. Per Game | | | | 185.6 | 202.6 | | | | |
| Sacked/Yards Lost | | | | 52/391 | 23/199 | | | | |
| Gross Yards | | | | 2989 | 3035 | | | | |
| Att./Completions | | | | 478/237 | 410/207 | | | | |
| Completion Pct. | | | | 49.6 | 22 | | | | |
| Had Intercepted | | | | 23 | 63/39.9 | | | | |
| PUNTS/AVERAGE | | | | 74/42.9 | | | | | |
| NET PUNTING AVG. | | | | 83/824 | | | | | |
| PENALTIES/YARDS | | | | 76/795 | 21/10 | | | | |
| FUMBLES/BALL LOST | | | | 21/14 | 48 | | | | |
| TOUCHDOWNS | | | | 27 | 20 | | | | |
| Rushing | | | | 13 | 25 | | | | |
| Passing | | | | 13 | 3 | | | | |
| Returns | | | | 4 | | | | | |
| SCORE BY PERIODS | | | | | | | | | |
| | | Q1 | Q2 | Q3 | Q4 | OT | PTS. | | |
| SAINTS | | 40 | 75 | 66 | 52 | 0 | 233 | | |
| OPP. | | 57 | 128 | 74 | 120 | 0 | 379 | | |
| SCORING | | | | | | | | | |
| | | TD | Ru | Pa | RT | PAT | FG | S | PTS. |
| Durkee | 0 | 0 | 0 | 0 | 27/27 | 14/32 | 0 | 0 | 69 |
| Abramowicz | 6 | 0 | 6 | 0 | 0 | 0 | 0 | 0 | 36 |
| Roberts | 5 | 0 | 3 | 2 | 0 | 0 | 0 | 0 | 30 |
| Kramer | 2 | 0 | 2 | 0 | 0 | 0 | 0 | 0 | 12 |
| Gilliam | 2 | 0 | 1 | 1 | 0 | 0 | 0 | 0 | 12 |
| Taylor | 2 | 0 | 0 | 0 | 0 | 0 | 0 | 0 | 12 |
| Whitell | 2 | 0 | 0 | 2 | 0 | 0 | 0 | 0 | 12 |
| Brown | 2 | 0 | 0 | 0 | 0 | 0 | 0 | 0 | 12 |
| Schultz | 2 | 0 | 0 | 0 | 0 | 0 | 0 | 0 | 12 |
| McCall | 2 | 1 | 1 | 0 | 0 | 0 | 0 | 0 | 12 |
| Kilmer | 1 | 1 | 0 | 0 | 0 | 0 | 0 | 0 | 6 |
| McNeill | 1 | 1 | 0 | 0 | 0 | 0 | 0 | 0 | 6 |
| Cuzzo | 1 | 0 | 0 | 0 | 0 | 0 | 0 | 0 | 6 |
| Anderson | 0 | 0 | 0 | 0 | 0 | 0 | 0 | 0 | 0 |
| TEAM | 27 | 9 | 13 | 5 | 27/27 | 14/32 | 1 | 233 | |
| OPP. | 48 | 20 | 25 | 3 | 46/48 | 15/28 | 0 | 379 | |
| SACKS: | | | | | | | | | |
| SAINTS | | | | 23.0 | | | | | |
| OPPONENTS | | | | 52.0 | | | | | |

| | | | | | | | | | |
|------------------------|-----|------|-------|-------|-------|-----|----|---|--|
| RUSHING | | | | | | | | | |
| | No. | Yds. | Avg. | Long | TD | | | | |
| Taylor | 130 | 390 | 3.0 | 13 | 2 | | | | |
| Wheelwright | 59 | 198 | 3.4 | 13 | 0 | | | | |
| Kilmer | 20 | 142 | 7.1 | 31 | 1 | | | | |
| Barrington | 34 | 121 | 3.6 | 22 | 0 | | | | |
| McCall | 32 | 117 | 3.7 | 22 | 2 | | | | |
| McCall | 21 | 86 | 4.1 | 49 | 1 | | | | |
| Cuzzo | 19 | 43 | 2.3 | 10 | 1 | | | | |
| Gilliam | 7 | 41 | 5.9 | 19 | 0 | | | | |
| McNeill | 4 | 38 | 9.5 | 25 | 0 | | | | |
| Brown | 8 | 16 | 2.0 | 7 | 2 | | | | |
| TEAM | 334 | 1192 | 3.6 | 49 | 9 | | | | |
| OPP. | 469 | 2092 | 4.5 | 56 | 20 | | | | |
| RECEIVING | | | | | | | | | |
| | No. | Yds. | Avg. | Long | TD | | | | |
| Abramowicz | 50 | 721 | 14.4 | 80 | 6 | | | | |
| Taylor | 38 | 251 | 6.7 | 27 | 0 | | | | |
| Poage | 24 | 380 | 15.8 | 65 | 0 | | | | |
| Gilliam | 22 | 264 | 12.0 | 35 | 1 | | | | |
| Kramer | 20 | 207 | 10.4 | 17 | 2 | | | | |
| Hall | 19 | 249 | 13.1 | 21 | 0 | | | | |
| Roberts | 17 | 384 | 22.6 | 96 | 3 | | | | |
| Schultz | 14 | 186 | 13.3 | 25 | 0 | | | | |
| Wheelwright | 9 | 61 | 6.8 | 18 | 0 | | | | |
| Burke | 8 | 84 | 10.5 | 21 | 0 | | | | |
| McCall | 4 | 75 | 18.8 | 34 | 1 | | | | |
| Barrington | 4 | 50 | 12.5 | 29 | 1 | | | | |
| Brown | 3 | 23 | 7.7 | 9 | 0 | | | | |
| Simmons, J. | 2 | 25 | 12.5 | 16 | 0 | | | | |
| Hester | 2 | 10 | 5.0 | 7 | 0 | | | | |
| Oden | 1 | 19 | 19.0 | 19 | 0 | | | | |
| TEAM | 237 | 2989 | 12.6 | 96 | 13 | | | | |
| OPP. | 207 | 3035 | 14.7 | 76 | 25 | | | | |
| INTERCEPTIONS | | | | | | | | | |
| | No. | Yds. | Avg. | Long | TD | | | | |
| Whitell | 10 | 178 | 17.8 | 41 | 2 | | | | |
| Burkett | 3 | 57 | 19.0 | 23 | 0 | | | | |
| Logan | 3 | 21 | 7.0 | 18 | 0 | | | | |
| Hart | 1 | 21 | 21.0 | 21 | 0 | | | | |
| Douglas | 1 | 19 | 19.0 | 19 | 0 | | | | |
| Rose | 1 | 15 | 15.0 | 15 | 0 | | | | |
| Whittingham | 1 | 12 | 12.0 | 12 | 0 | | | | |
| Simmons, D. | 1 | 8 | 8.0 | 8 | 0 | | | | |
| Heidel | 1 | 2 | 2.0 | 2 | 0 | | | | |
| TEAM | 22 | 333 | 15.1 | 41 | 2 | | | | |
| OPP. | 23 | 303 | 13.2 | 88 | 0 | | | | |
| KICKOFF RETURNS | | | | | | | | | |
| | No. | Yds. | Avg. | Long | TD | | | | |
| Roberts | 28 | 737 | 26.3 | 91 | 1 | | | | |
| Gilliam | 16 | 481 | 30.1 | 94 | 1 | | | | |
| McCall | 7 | 198 | 28.3 | 68 | 0 | | | | |
| Barrington | 7 | 113 | 16.1 | 27 | 0 | | | | |
| Brown | 5 | 103 | 20.6 | 27 | 0 | | | | |
| Jordan | 3 | 56 | 18.7 | 27 | 0 | | | | |
| Rose | 1 | 21 | 21.0 | 21 | 0 | | | | |
| Douglas | 1 | 17 | 17.0 | 17 | 0 | | | | |
| Vandersea | 1 | 13 | 13.0 | 13 | 0 | | | | |
| Logan | 1 | 0 | 0.0 | 0 | 0 | | | | |
| Nevelt | 1 | 0 | 0.0 | 0 | 0 | | | | |
| Sturm | 1 | 0 | 0.0 | 0 | 0 | | | | |
| TEAM | 72 | 1739 | 24.2 | 94 | 2 | | | | |
| OPP. | 51 | 1166 | 22.9 | 94 | 0 | | | | |
| PUNT RETURNS | | | | | | | | | |
| | Ret | FC | Yds | Avg | Long | TD | | | |
| Roberts | 11 | 12 | 50 | 4.5 | 11 | 0 | | | |
| Gilliam | 7 | 6 | 13 | 1.9 | 8 | 0 | | | |
| Douglas | 2 | 1 | 15 | 7.5 | 12 | 0 | | | |
| Brown | 3 | 2 | 1 | 0.3 | 13 | 0 | | | |
| TEAM | 23 | 21 | 79 | 3.4 | 13 | 0 | | | |
| OPP. | 35 | 14 | 261 | 7.5 | 29 | 0 | | | |
| PUNTING | | | | | | | | | |
| | No. | Yds | Avg | Net | TB | In | Lg | B | |
| McNeill | 74 | 3174 | 42.9 | 33 | 236 | 6 | 60 | 0 | |
| TEAM | 74 | 3174 | 42.9 | 33 | 236 | 6 | 60 | 0 | |
| OPP. | 63 | 2511 | 39.9 | 33 | 236 | 6 | 60 | 0 | |
| FIELD GOALS | | | | | | | | | |
| | | 1-19 | 20-29 | 30-39 | 40-49 | 50+ | | | |
| TEAM | | | | | | | | | |
| OPP. | | | | | | | | | |

| PASSING | | | | | | | | | | | | |
|------------|------|-----|------|------|---------|----|-----|-----|------|------|-----------|--------|
| | Att. | Cmp | Yds | Cmp% | Yds/Att | TD | TD% | Int | Int% | Long | Sack/Lost | Rating |
| Cuzzo | 260 | 134 | 1562 | 51.5 | 6.0 | 7 | 2.7 | 12 | 4.6 | 49 | 33/236 | 59.8 |
| Kilmer | 204 | 97 | 1341 | 47.5 | 6.6 | 6 | 2.9 | 11 | 5.4 | 96 | 18/147 | 56.4 |
| Wood | 11 | 5 | 82 | 45.4 | 16.4 | 0 | 0.0 | 0 | 0.0 | 27 | 1/8 | 63.4 |
| McNeill | 2 | 1 | 24 | 50.0 | 12.0 | 0 | 0.0 | 0 | 0.0 | 24 | 0/0 | 185.4 |
| Barrington | 2 | 0 | 0 | 0.0 | 0.0 | 0 | 0.0 | 0 | 0.0 | 0 | 0/0 | 58.5 |
| TEAM | 478 | 237 | 2989 | 49.6 | 6.3 | 13 | 2.7 | 23 | 4.8 | 96 | 52/381 | 57.9 |
| OPPONENTS | 410 | 207 | 3035 | 50.5 | 6.5 | 25 | 6.1 | 22 | 5.4 | 78 | 23/199 | 72.9 |

1974

- Dec. 14 — Saints again finish 5-9, tying best mark in their history.

1975

- Aug. 3 — Louisiana Superdome is dedicated.
 Aug. 9 — Saints play Houston before 72,434 in first football game in Superdome. Saints lose, 13-7.
 Sep. 28 — Saints lose to Cincinnati 21-0 before 52,531 in first National Football League game at Superdome.
 Oct. 27 — John North is replaced as head coach by Ernie Hefferle, director of pro personnel, on interim basis.
 Nov. 2 — Saints beat Atlanta 23-7 in Ernie Hefferle's first game.

1976

- Jan. 20 — Saints hire Hank Stram as fourth head coach in club's history.
 Nov. 21 — Saints beat Seahawks at Seattle 51-27 to tie club record for most points scored in one game.

1977

- Oct. 30 — Saints upset Los Angeles 27-26 at Superdome on faked field goal pass from Tom Blanchard to Elois Grooms.
 Dec. 18 — Saints season rushing and touchdown records fall to Chuck Muncie with 811 yards and Henry Childs with nine touchdowns.

1978

- Feb. 6 — Dick Nolan is appointed head coach to replace Hank Stram.
 June 11 — Archie Manning wins Byron (Whizzer) White Award for contributions to his team, community and country.
 Oct. 22 — Saints upset Rams 10-3 for first ever win at Los Angeles Coliseum.
 Dec. 3 — Saints beat 49ers 24-13 at Superdome to become first New Orleans team to win six games.
 Dec. 17 — Saints end best season with 7-9 record after win at Tampa Bay 17-10.
 Quarterback Archie Manning named Player of the Year and MVP in National Conference and selected to play in Pro Bowl.

1979

- June 5 — Saints move administrative office from Lee Circle to Superdome.
 Oct. 28 — Saints tie club record of three consecutive wins and move into undisputed first place in NFC Western Division with 14-10 win at Washington. Saints stopped Redskins 18 times with goal to go and 7 times within two-yard line.
 Dec. 3 — Chuck Muncie rushes for 128 yards to become first Saint to surpass 1,000-yard milestone en route to 1,198-yard season. Saints, alas, saw 35-14 lead disappear in 42-35 loss to Oakland in Monday night TV game at Superdome.
 Dec. 16 — Saints end season 8-8, most successful in their history by beating Super Bowl-bound Rams 29-14 in last game for Rams at Coliseum.
 Dec. 20 — Steve Rosenbloom is introduced as new executive vice-president and general manager of Saints at Superdome news conference.

1980

- Jan. 27 — Chuck Muncie is selected MVP as NFC scores 37-27 win in Pro Bowl. Saints also represented well by Archie Manning, Tommy Myers, Wes Chandler and Henry Childs.
 Nov. 24 — Saints lose to Los Angeles, 27-7 in Monday night game at Superdome. Head coach Dick Nolan is relieved of his duties following the game. Dick Stanfel is named interim head coach.
 Dec. 14 — Saints end 14-game losing streak, longest in team history, by beating Jets 21-20 in snowstorm at Shea Stadium.

1981

- Jan. 20 — General manager Steve Rosenbloom and vice-president of player personnel Dick Steinberg resign.
 Jan. 22 — O.A. (Bum) Phillips is announced as head coach.
 Nov. 8 — Saints defeat NFC West rival Los Angeles 21-13 at Anaheim Stadium to sweep Rams home-and-away for first time in Saints franchise history.
 Dec. 20 — George Rogers gains 107 yards in 21-17 loss to San Francisco and becomes 1981 NFL rushing champion and all-time NFL rookie rusher with 1,674 yards for season.

1982

- Jan. 20 — George Rogers appears for NFC squad in Pro Bowl in Honolulu, Hawaii.
 Feb. 17 — Eddie Jones is named Saints president, head coach O.A. (Bum) Phillips is named general manager in addition to coaching title.
 Sep. 17 — Veteran quarterback Archie Manning is traded to Houston Oilers for tackle Leon Gray.
 Sep. 19 — Ken Stabler leads Saints to 10-0 shutout of Chicago Bears, the first road shutout in team history. Saints defense ranks no. 1 in NFL.
 Dec. 19 — Halfback George Rogers gains 166 yards rushing at Dallas, the top individual performance in

NFL and Saints single-game record.

1983

- Feb. 6 — Halfback George Rogers is in Honolulu for second successive Pro Bowl appearance.
 July 30 — Saints appear in Hall of Fame game for the second time in franchise history. Pittsburgh Steelers win game at Canton, Ohio 27-14.
 Sep. 4 — Halfback George Rogers sets team single-game record by rushing for 206 yards (24 carries) in 28-17 opening day win over St. Louis at the Superdome. Game marks third opening-day victory in team history.
 Sep. 18 — Saints defeat Chicago Bears 34-31 at Superdome in overtime for first sudden-death victory in franchise history.
 Dec. 18 — Saints host Los Angeles Rams at Superdome with franchise's first winning season and playoff berth on the line. Rams kick field goal with six seconds remaining for 26-24 victory. Saints finish season with NFC's no. 1 defense overall, and NFL's no. 1 defense against the pass, both franchise firsts. Final 8-8 record ties best season in franchise history (1979).

1984

- Jan. 29 — Linebacker Rickey Jackson represents Saints in NFC-AFC Pro Bowl in Honolulu, Hawaii.
 Nov. 19 — Saints record first-ever win on prime time with 27-24 Monday night victory over Pittsburgh Steelers in Superdome.
 Nov. 26 — Saints owner John W. Mecom, Jr. announces that the Saints are for sale for the non-negotiable price of \$75 million.

1985

- Jan. 27 — Linebacker Rickey Jackson, defensive end Bruce Clark and punter Brian Hansen represent Saints at NFC-AFC Pro Bowl at Honolulu, Hawaii. Jackson made his second consecutive appearance in the game.
 Feb. 14 — Negotiations for the sale of the Saints between John Mecom and A.N. Pritzker break off, thrusting Tom Benson, negotiating in a secondary position for several weeks, to the forefront.
 Mar. 12 — Benson reaches agreement with Mecom for the sale of the Saints.
 Apr. 26 — Saints trade George Rogers and picks no. 5, 10 and 11 in 1985 draft to Washington for Redskins' no. 1 draft choice.
 May 31 — Ownership is transferred from Mecom to Benson for the sale price of \$70.204 million. Tom Benson will hold the position of managing general partner of the Saints.
 Nov. 25 — Head coach Bum Phillips resigns. Defensive coordinator Wade Phillips is named interim head coach.

1986

- Jan. 14 — Jim Finks is named president/general manager. Finks also joins in franchise ownership.
 Jan. 28 — Jim Mora is named head coach.
 Sep. 21 — Mel Gray breaks team record with 101-yard kickoff return for TD at San Francisco. Return was Saints' first for score since 1977.
 Dec. 7 — Rueben Mayes broke team's single-game rushing record of 206 yards with 207 vs. Miami, but his final gain was called back along with winning TD. Saints lost 31-27 thriller as Mayes finished with 203 rushing yards.
 Dec. 21 — RB Rueben Mayes finished year with 1,353 yards rushing, fourth in NFL and is named consensus Rookie of the Year. Mayes is named to Pro Bowl along with Rickey Jackson and Morten Andersen.

1987

- Sep. 13 — Saints set team record with two safeties in a game as they open the season with a 28-21 win over the Cleveland Browns. Rueben Mayes opens the season with a 147-yard rushing effort in only the Saints' fourth opening-day win ever.
 Sep. 21 — NFL Players Association announces that players will be on strike following Monday night game.
 Oct. 4 — Saints defeat Rams, 37-10 in Superdome before 29,745 fans in first replacement game. Saints QB John Fourcade, a New Orleans native, leads team to the win with two TD passes. Players' Association announces that strike is over, but not in time to play the coming weekend's games.
 Oct. 18 — Saints beat Chicago, 19-17 on four Florian Kempf field goals. The Saints replacements posted a 2-1 record.
 Nov. 1 — On the franchise's 21st birthday, Saints post largest margin of victory in team history, white washing Atlanta, 38-0. Win is the first in a team-record nine consecutive triumphs to close out the season.
 Nov. 29 — Saints hold on with two magnificent goal-line stands in the final quarter to defeat Pittsburgh, 20-16. Win ensured Saints' first-ever winning record.
 Dec. 6 — Saints beat Tampa Bay, 44-34 to lock up team's first playoff appearance.
 Dec. 13 — Saints win seventh straight, 24-10 over Houston, to lock up a host position in the NFC wild card game.
 Dec. 20 — Down 24-3 in the second quarter, Saints rally behind backup quarterback Dave Wilson for 31-

- Dec. 27** — 24 win, the biggest come-from-behind effort in Saints history. Saints beat Green Bay, 33-24 to finish season with 12-3 record, and must wait for San Francisco to play that night to determine whether the Saints would win the NFC West and have the home field advantage throughout the playoffs, or host the NFC wild card game. The 49ers won, relegating the Saints to the wild card host role.

1988

- Jan. 3** — Saints jump out to 7-0 lead, but hot Vikings led 31-10 at halftime en route to 44-10 win over Saints in the NFC wild card game. Six Saints, K Morten Andersen, TE Hoby Brenner, G Brad Edelman, RB Rueben Mayes, LB Sam Mills, CB Dave Waymer, were tabbed for the AFC-NFC Pro Bowl in Honolulu. For the second consecutive season, Mayes missed the game. Six is the most Saints players ever selected to play in the game. President/general manager Jim Finks was honored as the NFL executive of the year, and head coach Jim Mora was named the NFL coach of the year by every voting body.
- July 16** — Rookies and free agents report to Saints' first training camp at University of Wisconsin-La Crosse.
- Nov. 20** — Saints score biggest win in team history in 42-0 win over Denver. Win clinched Saints' second consecutive winning season.

1989

- Jan. 29** — Kicker Morten Andersen, linebacker Sam Mills and wide receiver Eric Martin represent Saints in NFC-AFC Pro Bowl in Honolulu. NFC West won 34-3.
- Feb. 1** — Plan B free agency goes into effect.
- Mar. 22** — NFL Commissioner Pete Rozelle announces his retirement at the league meetings in Palm Springs, California. Rozelle had presided over the league for 29 years.
- Sep. 10** — Saints score only opening-day shutout in team history with 28-0 win over Dallas in Superdome.
- Dec. 24** — Running back Dalton Hilliard, along with linebackers Vaughan Johnson and Pat Swilling were selected to represent the Saints in the Pro Bowl. Tackle Kevin Haverdink and cornerback Robert Massey were named to a number of all-rookie teams.

1990

- Aug. 5** — Saints beat Raiders, 17-10 in American Bowl in London's Wembley Stadium.
- Dec. 31** — On New Year's Eve, a national television audience saw the Saints kick a last-second field goal to even their record at 8-8, reaching the .500 mark for the first time all season. More importantly, the win gave them the final NFC playoff berth and a game against Chicago the following week.

1991

- Jan. 6** — Bears defeat Saints 16-6 in NFC wild card game in Soldier Field. Game is team's second playoff game in history, first on the road. Linebackers Vaughan Johnson and Pat Swilling represent the team in the AFC-NFC Pro Bowl, along with kicker Morten Andersen. DE Renaldo Turnbull ended the season leading NFC rookie defenders with eleven sacks. He is named to a number of all-rookie teams.
- Sep. 8** — Saints defeat Kansas City, 17-10 for first 2-0 start in team history. Winning streak continued into week seven, the second longest ever.
- Dec. 16** — A 27-0 win over the Los Angeles Raiders broke the four-game losing streak, clinched a playoff spot, and kept the Saints in the hunt for a division title.
- Dec. 22** — In Phoenix, Saints beat Cardinals 27-3, and win their first-ever NFC West title. The Saints defense ended the regular season with the fewest points allowed in the NFL. They were second in the league in yardage allowed.
- Dec. 28** — Vying for the team's first-ever playoff victory, the Falcons came from behind to defeat New Orleans, 27-20 in the Superdome.

1992

- Four Saints were chosen for the NFC squad in the Pro Bowl. Linebackers Vaughan Johnson, Sam Mills and Pat Swilling were named as starters for the NFC, the most linebackers from one team in history. Special teamer Bennie Thompson also made the trip to Honolulu.
- Nov. 23** — Saints play first of tough three-game schedule in 11 days, downing the Washington Redskins, 20-3.
- Dec. 3** — A close, 22-14 win over Atlanta finishes the three-game, 11-day string, putting the Saints in the playoffs for the third consecutive year. New Orleans also defeated Miami, 24-13 in the middle of the string.
- Dec. 26** — Saints clinch the home-field advantage in the NFC wild card game with a 20-0 win over the New York Jets in the Meadowlands.

1993

- Jan. 3** — Leading 20-7 in the third quarter, the Saints saw the Philadelphia Eagles roar back to win the

NFC wild card game, 36-20 at the Superdome. Philadelphia scored 26 points in the fourth quarter for the win.

The Saints finished the 1992 season as the leader in points allowed with 202, a team record. The defense also finished second in total defensive yards allowed. New Orleans led the NFL in two related categories, sacks (57) and sacks allowed (15), the first time a team had accomplished that feat. Six Saints, linebackers Rickey Jackson, Vaughan Johnson, Sam Mills and Pat Swilling, kicker Morten Andersen, and center Joel Hilgenberg participated in the AFC-NFC Pro Bowl in Honolulu. It tied the record as the most Saints players ever voted to the game.

- Apr. 29** — At a press conference, Saints owner Tom Benson announces that president/general manager Jim Finks has been diagnosed with cancer. Finks entered the hospital April 26, after the end of the NFL draft. Benson takes over temporarily in Finks' position during his absence.
- May 19** — A sports bill calling in part for renovations to the Louisiana Superdome and a new practice facility for the Saints passes state lawmakers in a vote in Baton Rouge.
- Jul. 14** — Saints President/General Manager Jim Finks resigns.
- Sep. 30** — Saints sign a new lease with the Superdome which runs through 2018.
- Oct. 3** — Saints defeat Rams 37-6 in Anaheim, improving their record to 5-0 and tying best-ever start in team history.
- Dec. 28** — Three Saints, linebackers Renaldo Turnbull and Rickey Jackson, and punt/kick returner Tyrone Hughes were chosen to represent the NFC in the Pro Bowl, February 6 in Honolulu. Hughes is the fourth rookie in club history to receive this honor.

1994

- Mar. 18** — Saints acquire quarterback Jim Everett from the Los Angeles Rams for an undisclosed draft choice. Saints terminate the contract of previous year's starter, Wade Wilson, who eventually reaches agreement on a new contract with the club on April 13.
- May 8** — After battling lung cancer for more than a year, former President/General Manager Jim Finks passes away at his Metairie home at the age of 66.
- Nov. 3** — The Saints sign a five-year contract that will keep them in La Crosse, Wisconsin for training camp through 1999.
- Dec. 24** — The Saints win their season finale, 30-28 over Denver, their first-ever victory at Mile High Stadium, and their eighth straight win in regular season finales. The Saints finish the year at 7-9, their first losing record since 1986, Jim Mora's first year, when they also went 7-9. QB Jim Everett, acquired from the Rams during the offseason for a 1995 seventh-round draft choice, establishes six club single-season passing records, and falls one TD pass shy of tying Archie Manning's standard.

1995

- Jan. 26** — An early morning fire causes severe damage at the club's Saints Drive Practice Facility. The two alarm fire forces the team to move its operation out of the main building, which was constructed in 1967.
- Feb. 5** — Defensive end Wayne Martin and tackle William Roaf represent the Saints at the AFC-NFC Pro Bowl in Honolulu, the fewest number of Saints selected to play in the game since 1985 (2).
- Mar. 13** — The Superdome Commission approves the sale of \$14.5 million in bonds that will go toward the construction of a Saints practice facility in Metairie.
- June 8** — Groundbreaking ceremonies are held for the Saints new practice facility on Airline Highway.

1996

- Jan. 12** — Bill Kuharich, Director of Player Personnel from 1986-93 and Vice President of Football Operations, 1994-95, is named Vice President/General Manager. In an addendum to his contract, Kuharich's duties will include, "all football operations, including evaluating personnel, conducting the annual draft, monitoring waivers, free agent availability, and the selection, hiring, and determination of compensation and signing of player contracts."
- Feb. 4** — Tackle William Roaf and cornerback Eric Allen represent the Saints at the AFC-NFC Pro Bowl in Honolulu.
- Apr. 15** — For the first time in team history, the entire organization is housed under one roof with the move to the club's new facility at 5800 Airline Highway in Metairie.
- Apr. 26-28** — The Saints hold a three-day minicamp for rookies, first-year players and selected veterans. Approximately 61 players attend the camp, the first "official" practices following completion of the Saints' facility.
- July 12** — The Saints sign Tackle William Roaf to an eight year contract extension. This puts the all-pro under contract until the year 2003.
- July 16** — Just four days after extending Roaf's contract, Saints officials sign defensive tackle Wayne Martin to a five-year contract extension, placing him under wraps until the year 2000.
- July 27** — Saints appear in Hall of Fame game for the third time in club history. The Indianapolis Colts, 1995's AFC runner-up, defeat the Saints 10-3 on a 3-yard TD pass with 4:54 to play. The loss puts the Saints' record at 1-2 in the annual Canton, Ohio clash.
- Oct. 21** — After being defeated 19-7 by the Carolina Panthers a day earlier, Saints head coach Jim Mora, the longest tenured coach in all of professional sports, resigns his post, ending a 10 1/2 year tenure with the team. Mora, who led the Saints to their first winning seasons and playoff

- appearances, and the winningest coach in franchise history, ended his stay with a short statement thanking Tom Benson and the Saints fans for their support.
- Oct. 23 —** Rick Venturi, who had been the Saints linebackers coach and an interim head coach with the Indianapolis Colts in 1991, was named interim head coach.
- Dec. 12 —** Tackle William Roaf was named as an NFC starter in his third consecutive Pro Bowl. Defensive tackle Wayne Martin was chosen as an alternate to the squad.

1997

- Jan. 28 —** Bill Kuharich is named President/General Manager/Chief Operating Officer of the Saints, making him the first person to hold that title since the late Jim Finks. Kuharich names Mike Ditka head coach of the New Orleans Saints. Ditka, who won Super Bowl XX as head coach of the Chicago Bears, Super Bowl XIII as an assistant coach and Super Bowl VI as a player, all in New Orleans, vows "I'm going to climb the mountain one more time."
- Aug. 2 —** In their preseason debut under head coach Mike Ditka, the Saints defeated the Tennessee Oilers, 21-12 in Memphis, Tenn.
- Aug. 22 —** In his first return to Chicago's Soldier Field since 1992, Saints head coach Mike Ditka defeats his former team, 13-7, in an emotion-filled game.
- Aug. 31 —** In the regular-season debut of head coach Mike Ditka, the Saints fall to the St. Louis Rams, 38-24, in what Ditka calls "an old-fashioned butt-kicking."
- Sept. 21 —** Saints win first regular-season game under Ditka, 35-17, as DT Wayne Martin terrorized Lion quarterbacks for four sacks on the day, and S Anthony Newman intercepted two passes and recovered a fumble. A jubilant Ditka commented after the game, "You'll have to pardon me for laughing, but that monkey just got off my back, thank God. This was Saints football."
- Oct. 5 —** In Mike Ditka's regular-season return to Soldier Field, the Saints rallied for a 20-17 victory on a Heath Shuler to Randal Hill touchdown that covered 89 yards for the longest TD reception in franchise history.
- Oct. 19 —** The Saints were defeated by the Carolina Panthers, 13-0, snapping the Saints streak of 216 consecutive games scoring, the fifth-longest in NFL history, and at the time the second-longest active streak.
- Nov. 16 —** In the shortest overtime game in NFL history, the Saints defeat the Seattle Seahawks, 20-17, on a Doug Brien 38-yard field goal. The victory gives the Saints one more victory than the previous season en route to doubling 1996's win total.

1998

- Aug. 5 —** Head coach Mike Ditka is signed to a five-year contract extension, placing him under contract through the 2002 season. According to Saints owner Tom Benson, "We have something to be very proud of. This is a great day for New Orleans and the fans of the New Orleans Saints."
- Sept. 2 —** DE Joe Johnson, designated the Saints' franchise player, 2/12/98, signs the team's tender offer, and suits up for the team's first game of 1998 just four days later. On Sept. 8, the Saints ink Johnson to a five-year, no option contract, making him a member of the Saints through the 2002 season.
- Nov. 4 —** The Saints sign DT La'Roi Glover to a four-year contract extension, placing the talented young player under contract through the 2002 season. Glover, claimed off waivers from the Oakland Raiders in 1997, would go on to lead the Saints with 10 sacks in 1998.
- Nov. 8 —** LB Mark Fields, the Saints' first-round draft choice in 1995, is signed to a five-year contract extension, placing him under contract through the 2003 season. Fields would go on to lead the Saints in tackles in 1998, posting his third consecutive year with 100+ stops.

1999

- Jan. 21 —** Dick Stanfel, who served as offensive line coach for the Saints, 1997-98, and 1976-80, also serving as head coach for the final four games of 1980, announces his retirement. Stanfel was named NFL MVP in 1953 as a member of the Detroit Lions' Championship team. Bill Meyers joins the Saints as offensive line coach.
- Feb. 11 —** Rick Venturi, who has served as linebackers coach, defensive backs coach and head coach for the Saints, moves back to linebackers after a stint as the secondary coach in 1998. Carlos Mainord is named secondary coach.
- Feb. 13 —** C/G Wally Williams, widely considered one of the top free agent linemen available, signs a five-year contract with the Saints, just days into free agency. He will man the LG position.
- Feb. 15 —** The Saints ink returning C Jerry Fontenot to a four-year contract.
- Feb. 18 —** The Saints acquire speedy WR Eddie Kennison, a Lake Charles, La., native, from the St. Louis Rams in exchange for the Saints 1999 2nd-round draft choice.
- April 17 —** The Saints acquire the fifth overall selection from the Washington Redskins in exchange for the Saints 1st and 3rd-round draft choices in 1999, and the Saints 1st and 3rd round choices in 2000. With the fifth overall selection, the Saints select Heisman Trophy winner RB Ricky Williams from the University of Texas. Williams signs an eight-year contract, 5/14.
- May 19 —** Charles Bailey is named Asst. General Manager/Vice President of Football Operations replacing Chet Franklin, who accepted a similar post with the Oakland Raiders. Bailey joins the Saints from the Pittsburgh Steelers, who were in the playoffs seven of Bailey's 10 years with the team, including Super Bowl XXX.

PLAYOFF GAME SUMMARIES

VIKINGS 44, SAINTS 10

January 3, 1988 at Superdome (68,127)

In the Saints' first-ever playoff game, things started quickly, as the Vikings fumbled on the second play from scrimmage. Two plays later, it was 7-0 as Bobby Hebert hit Eric Martin for a 10-yard TD pass. But from there, it was all downhill as Minnesota scored 31 points in the first half, and never looked back. A crucial play in the game came on the final play of the first half, as Wade Wilson's "hail Mary" pass was caught by the Vikings' Hassan Jones in the end zone. Down 31-10, Dave Wilson relieved Bobby Hebert midway through the third quarter, but the results were similar. The Saints could not manage a first down rushing in the game, and were held to nine first downs overall. Meanwhile, the Vikings controlled the ball for over 41 minutes of the game. To make matters worse, Rueben Mayes tore knee ligaments that required surgery.

| | | | | | | | |
|-------------|---|----|----|---|----|---|----|
| Minnesota | — | 10 | 21 | 3 | 10 | — | 44 |
| New Orleans | — | 7 | 3 | 0 | 0 | — | 10 |

SCORING

| | |
|-------|--|
| N.O. | Martin 10 pass from Hebert (Andersen kick) |
| Minn. | Nelson 42 field goal |
| Minn. | Carter 84 punt return (Nelson kick) |
| Minn. | Jordan 5 pass from Wilson (Nelson kick) |
| N.O. | Andersen 40 field goal |
| Minn. | Jones 44 pass from Wilson (Nelson kick) |
| Minn. | Nelson 32 field goal |
| Minn. | Nelson 19 field goal |
| Minn. | Dozier 8 run (Nelson kick) |

TEAM STATISTICS

| | Minnesota | New Orleans |
|----------------------|-----------|-------------|
| Total First Downs | 28 | 9 |
| Total Net Yards | 417 | 149 |
| Rushes-Yards | 50-210 | 14-53 |
| Net Yards passing | 207 | 96 |
| Passes (A-C-I) | 30-17-0 | 31-11-4 |
| QB Sacked-Yards | 6-42 | 2-8 |
| Punts-Average | 3-32 | 6-44.2 |
| Fumbles-Lost | 4-2 | 0-0 |
| Penalties-Yards Lost | 6-64 | 3-2 |
| Time of Possession | 41:18 | 18:42 |

RUSHING

| | | |
|-------------|---|---|
| Minnesota | — | D. Nelson 17-73; Anderson 7-49; Dozier 8-45, 1 TD; Fenney 7-20; Rice 4-10; Kramer 2-5; W. Wilson 2-5; Gannon 3-3. |
| New Orleans | — | Hilliard 8-39; Mayes 3-11; Hebert 2-2; Jordan 1-1. |

PASSING

| | | |
|-------------|---|---|
| Minnesota | — | Wilson 20-11-0, 189 yards, 2 TDs; Kramer 9-5-0, 50 yards; Rice 1-1-0, 10 yards, 1 TD. |
| New Orleans | — | Hebert 19-9-2, 84 yards, 1 TD; Wilson 12-2-2, 20 yards. |

RECEIVING

| | | |
|-------------|---|--|
| Minnesota | — | Carter 6-79, 1 TD; D. Nelson 2-56; Lewis 2-27; Jordan 2-17, 1 TD; Rice 2-17; Jones 1-44, 1 TD; Gustafson 1-12; Anderson 1-(-3) |
| New Orleans | — | Brenner 2-33; Hill 2-15; Hilliard 2-15; Pattison 2-18; Tice 2-13; Martin 1-10, 1 TD. |

BEARS 16, SAINTS 6

January 6, 1991 at Soldier Field (60,767)

The Bears got the first break of the day when John Mangum picked off a Steve Walsh pass at the Saints' 33 on the game's first series, setting up a Kevin Butler field goal. Chicago opened a 10-point lead when Mike Tomczak connected with James Thornton. The Saints took advantage of a Maury Buford 19-yard punt that landed at the Bears' 47, when Morten Andersen hit a field goal with 1:38 to play in the half. It was a costly scoring march, however, as Walsh was forced to leave the game with a separated shoulder. The Saints appeared to tie the score at 10 when Renaldo Turnbull blocked a Butler 45-yard field goal and Vince Buck scampered 61 yards for the score, but Robert Massey was flagged for lining up offside, nullifying the apparent TD. Seven plays later, Butler converted his second field goal. Following a Butler missed field goal attempt from 36 yards out, the Saints took over at their own 20 and traveled 59 yards before Andersen hit his second 3-pointer of the game to cut the Bears' lead to seven. Chicago iced the game on Butler's third field goal of the game with 2:37 to play. Shaun Gayle intercepted a John Fourcade pass on the next offensive play, sealing the Saints' fate. Sam Mills led the Saints defense with a game-high 12 tackles, while Turnbull tallied two sacks.

| | | | | | | | |
|-------------|---|---|---|---|---|---|----|
| New Orleans | — | 0 | 3 | 0 | 3 | — | 6 |
| Chicago | — | 3 | 7 | 3 | 3 | — | 16 |

SCORING

| | |
|------|---|
| Chi. | Butler 19 field goal |
| Chi. | Thornton 18 pass from Tomczak (Butler kick) |
| N.O. | Andersen 47 field goal |
| Chi. | Butler 22 field goal |
| N.O. | Andersen 38 field goal |
| Chi. | Butler 21 field goal |

TEAM STATISTICS

| | New Orleans | Chicago |
|----------------------|-------------|---------|
| Total First Downs | 11 | 18 |
| Total Net Yards | 193 | 365 |
| Rushes-Yards | 18-65 | 43-189 |
| Net Yards passing | 128 | 176 |
| Passes (A-C-I) | 34-11-3 | 26-13-0 |
| QB Sacked-Yards | 2-25 | 2-12 |
| Punts-Average | 3-30 | 2-27.5 |
| Fumbles-Lost | 1-0 | 2-1 |
| Penalties-Yards Lost | 2-10 | 7-57 |
| Time of Possession | 22:29 | 37:31 |

RUSHING

| | | |
|-------------|---|---|
| New Orleans | — | Fenerty 8-29; Fourcade 2-13; Hilliard 4-13; Heyward 4-10. |
| Chicago | — | Anderson 27-102; Muster 12-71; Green 2-8; Tomczak 2-8. |

PASSING

| | | |
|-------------|---|---|
| New Orleans | — | Walsh 16-6-1, 74 yards; Fourcade 18-5-2, 79 yards. |
| Chicago | — | Tomczak 25-12-0, 166 yards, 1 TD; Anderson 1-1-0, 22 yards. |

RECEIVING

| | | |
|-------------|---|---|
| New Orleans | — | Fenerty 4-22; Martin 2-47; Scales 1-31; Tice 1-19; Brenner 1-17; Perriman 1-11; Turner 1-6. |
| Chicago | — | Anderson 4-42; Thornton 2-43, 1 TD; Gentry 2-41; Morris 2-28; Muster 2-21; Davis 1-13. |

FALCONS 27, SAINTS 20

December 28, 1991 at Superdome (68,794)

The Saints took the ball on their opening possession and traveled 78 yards in 8:57 towards a Bobby Hebert to Floyd Turner TD pass. The Saints looked as if they might open a 14-point lead, but Deion Sanders picked off an Hebert pass in the end zone on third-and-goal from the 3. Rickey Jackson stripped the ball from Chris Miller at the Saints' 48 on the first play of the second quarter, setting up a Morten Andersen field goal six plays later. The Falcons answered with an 80-yard drive that ate up 9:34 of the clock and ended with a Miller to Andre Rison touchdown. A Norm Johnson field goal with 37 seconds remaining in the half tied the score, but a Fred McAfee 39-yard kickoff return and a 26-yard completion from Hebert to Dalton Hilliard set up an Andersen field goal with no time left in the half. Atlanta took their first lead of the day when Miller connected with Michael Haynes for a TD 5:01 into the third quarter. New Orleans responded with a 19-play, 80-yard drive that used 10:49 of the clock and concluded with a Dalton Hilliard scoring run 50 seconds into the final frame. Atlanta tied the game when Johnson booted his second 3-pointer of the game midway through the fourth quarter, and scored the game winning points on a Miller to Haynes TD connection with 2:41 left to play. The Saints were driving at the Falcons' 35 with 1:10 to play, but Tim McKyer intercepted Hebert's pass. DE Frank Warren led the Saints' defensive charge with two sacks.

| | | | | | | | |
|-------------|---|---|----|---|----|---|----|
| Atlanta | — | 0 | 10 | 7 | 10 | — | 27 |
| New Orleans | — | 7 | 6 | 0 | 7 | — | 20 |

SCORING

| | |
|------|--|
| N.O. | Turner 26 pass from Hebert (Andersen kick) |
| N.O. | Andersen 45 field goal |
| Atl. | Rison 24 pass from Miller (Johnson kick) |
| Atl. | Johnson 44 field goal |
| N.O. | Andersen 35 field goal |
| Atl. | Haynes 20 pass from Miller (Johnson kick) |
| N.O. | Hilliard 1 run (Andersen kick) |
| Atl. | Johnson 36 field goal |
| Atl. | Haynes 61 pass from Miller (Johnson kick) |

TEAM STATISTICS

| | Atlanta | New Orleans |
|----------------------|---------|-------------|
| Total First Downs | 20 | 23 |
| Total Net Yards | 334 | 330 |
| Rushes-Yards | 22-79 | 22-65 |
| Net Yards passing | 255 | 265 |
| Passes (A-C-I) | 30-18-1 | 44-26-2 |
| QB Sacked-Yards | 5-36 | 1-8 |
| Punts-Average | 1-42 | 3-54 |
| Fumbles-Lost | 3-1 | 2-1 |
| Penalties-Yards Lost | 6-48 | 5-49 |
| Time of Possession | 26:52 | 33:08 |

RUSHING

| |
|---|
| Atlanta — Rozier 7-35; Pegram 11-26; Miller 4-18. |
| New Orleans — McAfee 14-49; Hebert 1-9; Hilliard 4-5, 1 TD; Jordan 3-2. |

PASSING

| |
|--|
| Atlanta — Miller 30-18-1, 291 yards, 3 TDs. |
| New Orleans — Hebert 44-26-2, 273 yards, 1 TD. |

RECEIVING

| |
|---|
| Atlanta — Haynes 6-144, 2 TDs; Pritchard 5-63; Rison 4-56, 1 TD; Thomas 1-19; Pegram 1-5; Dixon 1-4. |
| New Orleans — Martin 7-83; Turner 5-75, 1 TD; Early 5-41; Hilliard 5-33; Carroll 2-23; Tice 1-13; Jordan 1-5. |

EAGLES 36, SAINTS 20

January 3, 1993 at Superdome (34,316)

The Saints took the ball on the opening series of the game and traveled 73 yards in 5:40 towards their first score of the day. The Eagles struck back to tie the game 5:58 later, but the Saints regained the lead 6:42 into the second quarter when a Morten Andersen field goal capped a 13-play, 71-yard drive that used 6:42 of the clock. The Saints took a 10-point lead 4:04 later, three plays after Bobby Hebert opened a drive with a 20-yard completion to Quinn Early to the Eagles' 33, and two plays after Hebert connected with Vaughn Dunbar for a 24-yard strike. The Eagles got to the Saints' 25 on their first possession of the second half, but Rickey Jackson stripped the ball from Randall Cunningham and Wayne Martin recovered at the Saints' 31. On the next play, Hebert hit Dunbar for a 35-yard catch and run, leading to an Andersen field goal with 6:28 to play in the third frame. The Saints next play from scrimmage resulted in an Eric Allen interception at the Eagles' 38, leading to a Roger Ruzek field goal with 1:01 to play in the third quarter. Philadelphia took the lead with touchdowns on their first two series of the fourth quarter. The first TD drive covered 64 yards in nine plays, and the second one was set up when Seth Joyner returned an interception 14 yards to the Saints' 26. Reggie White sacked Hebert in the end zone for a safety, four plays after the Birds' second touchdown, and Eric Allen returned an interception for a TD with 2:17 to play to ice the game.

| | | | | | | | |
|--------------|---|---|----|---|----|---|----|
| Philadelphia | — | 7 | 0 | 3 | 26 | — | 36 |
| New Orleans | — | 7 | 10 | 3 | 0 | — | 20 |

SCORING

| | |
|------|--|
| N.O. | Heyward 1 run (Andersen kick) |
| Phi. | Barnett 57 pass from Cunningham (Ruzek kick) |
| N.O. | Andersen 35 field goal |
| N.O. | Early 7 pass from Hebert (Andersen kick) |
| N.O. | Andersen 42 field goal |
| Phi. | Ruzek 40 field goal |
| Phi. | Barnett 35 pass from Cunningham (Ruzek kick) |
| Phi. | Sherman 6 run (Ruzek kick) |
| Phi. | Safety, Hebert sacked in end zone by White |
| Phi. | Ruzek 39 field goal |
| Phi. | Allen 18 interception return |

TEAM STATISTICS

| | Philadelphia | New Orleans |
|----------------------|--------------|-------------|
| Total First Downs | 19 | 20 |
| Total Net Yards | 349 | 360 |
| Rushes-Yards | 28-136 | 20-76 |
| Net Yards passing | 213 | 284 |
| Passes (A-C-I) | 35-19-0 | 39-23-3 |
| QB Sacked-Yards | 1-6 | 1-7 |
| Punts-Average | 5-51.2 | 3-45.3 |
| Fumbles-Lost | 1-1 | 1-1 |
| Penalties-Yards Lost | 4-37 | 4-35 |
| Time of Possession | 31:25 | 28:35 |

RUSHING

| |
|--|
| Philadelphia — Sherman 21-105, 1 TD; Cunningham 2-19; Walker 5-12. |
| New Orleans — Dunbar 4-28; Heyward 10-23, 1 TD; Hebert 3-18; Hilliard 3-7. |

PASSING

| |
|--|
| Philadelphia — Cunningham 35-19-0, 219 yards, 2 TDs. |
| New Orleans — Hebert 39-23-3, 291 yards, 1 TD. |

RECEIVING

| |
|---|
| Philadelphia — Byars 6-37; Barnett 4-102, 2 TDs; Williams 4-36; Sherman 3-29; Green 1-14; Walker 1-1. |
| New Orleans — Early 7-93, 1 TD; Martin 5-64; Dunbar 4-49; Heyward 3-45; Brenner 2-24; Hilliard 1-10; Small 1-6. |

SAINTS PLAYOFF STATISTICS**WON 0, LOST 4**

| | | | | |
|----------|---|-------|--------------|--------|
| 1/3/88 | L | 10-44 | Minnesota | 68,127 |
| 1/6/91 | L | 6-16 | at Chicago | 60,767 |
| 12/28/91 | L | 20-27 | Atlanta | 68,974 |
| 1/3/93 | L | 20-36 | Philadelphia | 68,893 |

| | N.O. | OPP. |
|---------------------|---------|---------|
| TOTAL FIRST DOWNS | 63 | 85 |
| Rushing | 8 | 39 |
| Passing | 46 | 43 |
| Penalty | 9 | 3 |
| 3rd Down: Made/Att. | 17/49 | 29/59 |
| 3rd Down: Pct. | 34.7 | 49.2 |
| 4th Down: Made/Att. | 0/1 | 1/6 |
| 4th Down: Pct. | 0.0 | 16.7 |
| POSSESSION AVG. | 26:14 | 33:46 |
| TOTAL NET YARDS | 1032 | 1465 |
| Avg. Per Game | 258.0 | 366.3 |
| Total Plays | 228 | 278 |
| Avg. Per Play | 4.4 | 5.3 |
| NET YARDS RUSHING | 259 | 614 |
| Avg. Per Game | 64.8 | 153.5 |
| Total Rushes | 74 | 143 |
| NET YARDS PASSING | 773 | 851 |
| Avg. Per Game | 193.3 | 212.8 |
| Sacked/Yards Lost | 6/48 | 13/96 |
| Gross Yards | 821 | 947 |
| Att./Completions | 148/71 | 121/67 |
| Completion Pct. | 48.0 | 55.4 |
| Had Intercepted | 12 | 1 |
| PUNTS/AVERAGE | 15/43.5 | 11/40.8 |
| NET PUNTING AVG. | 15/29.8 | 11/40.8 |
| PENALTIES/YARDS | 15/125 | 22/189 |
| FUMBLES/BALL LOST | 7/4 | 10/5 |
| TOUCHDOWNS | 5 | 13 |
| Rushing | 2 | 2 |
| Passing | 3 | 9 |
| Returns | 0 | 2 |

SCORE BY PERIODS

| | Q1 | Q2 | Q3 | Q4 | OT | PTS. |
|--------|----|----|----|----|----|------|
| SAINTS | 21 | 22 | 3 | 10 | 0 | 56 |
| OPP. | 20 | 38 | 16 | 49 | 0 | 123 |

| | TD | Ru | Pa | RT | PAT | FG | S | PTS. |
|-------------|----|----|----|----|-------|-------|---|------|
| M. Andersen | 0 | 0 | 0 | 0 | 5/5 | 7/7 | 0 | 26 |
| D. Hilliard | 1 | 1 | 0 | 0 | 0 | 0 | 0 | 6 |
| C. Heyward | 1 | 1 | 0 | 0 | 0 | 0 | 0 | 6 |
| E. Martin | 1 | 0 | 1 | 0 | 0 | 0 | 0 | 6 |
| Q. Early | 1 | 0 | 1 | 0 | 0 | 0 | 0 | 6 |
| F. Turner | 1 | 0 | 1 | 0 | 0 | 0 | 0 | 6 |
| TEAM | 5 | 2 | 3 | 0 | 5/5 | 7/7 | 0 | 56 |
| OPP. | 13 | 2 | 9 | 2 | 13/13 | 10/12 | 1 | 123 |

SACKS: R. Jackson 3.0, F. Warren 3.0, R. Turnbull 2.0, T. Elliot 1.0, P. Swilling 1.0, S. Mills 1.0, W. Martin 1.0, J. Wilks 0.5, B. Clark 0.5.

| | |
|-----------|------|
| SAINTS | 13.0 |
| OPPONENTS | 6.0 |

| | No. | Yds. | Avg. | Long | TD |
|-------------|-----|------|------|------|----|
| D. Hilliard | 19 | 64 | 3.4 | 9 | 1 |
| F. McAfee | 14 | 49 | 3.5 | 11 | 0 |
| C. Heyward | 14 | 33 | 2.4 | 6 | 1 |
| B. Hebert | 6 | 29 | 4.8 | 10 | 0 |
| G. Fenerty | 8 | 29 | 3.6 | 14 | 0 |
| V. Dunbar | 4 | 28 | 7.0 | 24 | 0 |
| J. Fourcade | 2 | 13 | 6.5 | 9 | 0 |
| R. Mayes | 3 | 11 | 3.7 | 8 | 0 |
| B. Jordan | 4 | 3 | 0.8 | 2 | 0 |
| TEAM | 74 | 259 | 3.5 | 24 | 2 |
| OPP. | 143 | 614 | 4.3 | 28 | 2 |

Andersen: (40G) (41N, 47G, 42B, 38G) (45G, 35G) (35G, 42G) OPPONENTS: (42G, 32G, 19G) (19G, 22G, 36N, 21G) (44G, 36G, 54B) (40G, 39G)

| PASSING | Att. | Cmp | Yds | Cmp% | Yds/Att | TD | TD% | Int | Int% | Long | Sack/Lost | Rating |
|-------------|------|-----|------|------|---------|----|-----|-----|------|------|-----------|--------|
| B. Hebert | 102 | 58 | 648 | 56.9 | 6.35 | 3 | 2.9 | 7 | 6.9 | 35 | 3/19 | 57.2 |
| D. Wilson | 12 | 2 | 16.7 | 16.7 | 1.39 | 0 | 0 | 2 | 16.7 | 10 | 1/4 | 46.5 |
| S. Walsh | 16 | 6 | 74 | 38.0 | 4.63 | 0 | 0 | 1 | 6.3 | 36 | 1/9 | 26.6 |
| J. Fourcade | 18 | 5 | 79 | 27.8 | 4.39 | 0 | 0 | 2 | 11.1 | 31 | 1/16 | 2.8 |
| TEAM | 148 | 71 | 821 | 34.9 | 5.6 | 3 | 2.0 | 12 | 8.1 | 36 | 6/48 | 38.2 |
| OPPONENTS | 121 | 67 | 851 | 55.4 | 7.0 | 9 | 7.4 | 1 | 0.8 | 611 | 13/89 | 98.9 |

RECEIVING

| | No. | Yds. | Avg. | Long | TD |
|--------------|-----|------|------|------|----|
| E. Martin | 15 | 204 | 13.6 | 36 | 1 |
| Q. Early | 12 | 134 | 11.2 | 20 | 1 |
| D. Hilliard | 8 | 58 | 7.3 | 26 | 0 |
| F. Turner | 8 | 81 | 10.1 | 26 | 1 |
| H. Brenner | 5 | 74 | 14.8 | 25 | 0 |
| V. Dunbar | 4 | 49 | 12.3 | 35 | 0 |
| J. Tice | 4 | 45 | 11.3 | 25 | 0 |
| G. Fenerty | 4 | 22 | 5.5 | 9 | 0 |
| C. Heyward | 3 | 45 | 15.0 | 25 | 0 |
| W. Carroll | 2 | 23 | 11.5 | 12 | 0 |
| M. Patterson | 2 | 18 | 9.0 | 10 | 0 |
| L. Hill | 2 | 15 | 7.5 | 11 | 0 |
| G. Scales | 1 | 31 | 31.0 | 31 | 0 |
| B. Perriman | 1 | 11 | 11.0 | 11 | 0 |
| T. Small | 1 | 6 | 6.0 | 6 | 0 |
| B. Jordan | 1 | 5 | 5.0 | 5 | 0 |
| TEAM | 71 | 821 | 11.6 | 36 | 3 |
| OPP. | 67 | 947 | 14.1 | 611 | 9 |

INTERCEPTIONS

| | No. | Yds. | Avg. | Long | TD |
|----------|-----|------|------|------|----|
| V. Glenn | 1 | 0 | 0.0 | 0 | 0 |
| TEAM | 1 | 0 | 0.0 | 0 | 0 |
| OPP. | 12 | 148 | 12.3 | 31 | 1 |

KICKOFF RETURNS

| | No. | Yds. | Avg. | Long | TD |
|-------------|-----|------|------|------|----|
| F. McAfee | 4 | 98 | 24.5 | 39 | 0 |
| B. Word | 4 | 53 | 13.3 | 23 | 0 |
| V. Dunbar | 2 | 48 | 24.0 | 28 | 0 |
| G. Fenerty | 2 | 33 | 16.5 | 18 | 0 |
| D. Hilliard | 1 | 21 | 21.0 | 21 | 0 |
| M. Adams | 1 | 19 | 19.0 | 19 | 0 |
| B. Jordan | 1 | 17 | 17.0 | 17 | 0 |
| P. Newman | 1 | 16 | 16.0 | 16 | 0 |
| M. Gray | 1 | 16 | 16.0 | 16 | 0 |
| C. Heyward | 1 | 14 | 14.0 | 14 | 0 |
| S. Brock | 1 | 13 | 13.0 | 13 | 0 |
| TEAM | 19 | 348 | 18.3 | 39 | 0 |
| OPP. | 7 | 127 | 18.1 | 39 | 0 |

PUNT RETURNS

| | Ret | FC | Yds | Avg | Long | TD |
|------------|-----|----|-----|------|------|----|
| P. Newman | 3 | 1 | 31 | 10.3 | 15 | 0 |
| M. Gray | 1 | 0 | 0 | 0.0 | 0 | 0 |
| V. Buck | 1 | 0 | 2 | 2.0 | 2 | 0 |
| G. Fenerty | 0 | 1 | 0 | 0.0 | 0 | 0 |
| TEAM | 5 | 3 | 33 | 6.6 | 15 | 1 |
| OPP. | 11 | 0 | 186 | 16.9 | 841 | 1 |

PUNTING

| | No. | Yds | Avg | Net | TB | In | Lg | B |
|--------------|-----|-----|------|------|----|----|----|---|
| T. Barnhardt | 9 | 388 | 43.1 | 38.3 | 3 | 0 | 56 | 0 |
| B. Hansen | 6 | 265 | 44.2 | 20.3 | 0 | 0 | 53 | 0 |
| TEAM | 15 | 653 | 43.5 | 29.8 | 3 | 0 | 56 | 0 |
| OPP. | 11 | 449 | 40.8 | 27.5 | 0 | 6 | 60 | 0 |

FIELD GOALS

| | 1-19 | 20-29 | 30-39 | 40-49 | 50+ |
|----------|------|-------|-------|-------|-----|
| Andersen | 0/0 | 0/0 | 3/3 | 4/6 | 0/0 |
| TEAM | 0/0 | 0/0 | 3/3 | 4/6 | 0/0 |
| OPP. | 2/2 | 2/2 | 3/4 | 3/3 | 0/1 |



1999 INSTANT REPLAY SYSTEM

The system begins with the replay booth receiving a "live" feed from the network television control truck covering the game.

The "technician" in front of the live-feed monitor cues up the live play by pressing the "make play" button on his console as the ball is snapped. That automatically puts the play on a "touch-screen monitor" positioned in front of the replay assistant. When a replay comes up from the truck, the technician presses a "make replay" button and that automatically pops up on the touch-screen monitor. The monitor can accommodate six replay angles of a single play.

The "replay assistant" is positioned in front of the touch-screen monitor. This person decides which replays will be relayed to the field monitor for review by the referee after a coach's challenge is issued, and whether an official's time-out will be called for a play review in the final two minutes of each half and overtime.

The "video operator," at the instruction of the replay assistant, will tap the touch-screen monitor (similar to a bank's automatic teller machine that prompts commands by the tapping of its screen) to transfer one of the replays to the booth's third monitor that is positioned between him and the replay assistant. The video operator can control the speed of the playback on this monitor by the turn of a dial. This is the monitor on which the replay assistant will view all replays. The video on this monitor is what the referee on the field will see.

The "communicator" is the replay booth's "eyes to the field." While the technician, replay assistant and video operator are doing their jobs, the communicator, stationed in back of the other three, is watching the field. He will advise the replay assistant - who is busy viewing the monitor -- that "they're in the huddle," "they're on the line" and "the ball is snapped" so the replay assistant will know that the next play has started, negating the possibility of a replay. He will also report to the replay assistant if an official ruling (e.g. holding, illegal procedure, etc.) has been made on the field following a play that might eliminate the need for a replay.

The communicator also is the timer of the 90 seconds allocated to the referee to make a decision on a replay. Once 90 seconds are reached, the communicator will hit a red button on the console in front of the replay assistant that will automatically shut off the field-level monitor, signaling to the referee that the 90 seconds has expired and the review is over. The referee must then announce his decision.

If needed, the communicator will also explain a referee's ruling to the TV truck and to the teams' public relations directors in the press box for dissemination to the media.

A "buzzer system" will be utilized to signal the call for a replay. Before the final two minutes, the head coach will buzz the referee and replay booth that he challenges a play and wants a review. Within the final two minutes, the booth will buzz the referee, calling for a replay. The head coaches will wear a belt pack containing a buzzer. When pressed, the buzzer will simultaneously signal the referee, umpire and replay booth that a replay is being requested.

There will be three replay monitors at field level in open-air stadiums. Two will be positioned at opposite 20-yard lines near the sideline wall. A third will be in a runway, for use if there is inclement weather. Two monitors will be used in domed stadiums.

As the referee approaches the monitor, his first replay will await him. His 90 seconds for a decision begins when he puts on the headphones that put him in contact with the replay booth.

1999 RULES OF REPLAY


COACHES CHALLENGE — Outside the final two minutes of each half, each team will be permitted two challenges per game that will initiate referee reviews. Each challenge will cost a team a time-out. If a challenge is upheld, the time-out will be restored, but the challenge will not. No challenges will be recognized from a team that has exhausted its time-outs.

FINAL TWO MINUTES OF EACH HALF — After the two-minute warning of each half, and throughout any overtime period, any referee review will be initiated by the replay assistant in the replay booth in the press box. He can initiate as many review requests as he thinks necessary, no matter how many time-outs the teams may have. No time-out will be charged for a review initiated from the replay booth.

REFEREE REVIEW — All replay reviews will be conducted by the referee on a field-level monitor after consultation with the other covering officials on the play. A decision will be reversed only when the referee has indisputable visual evidence that the call should be changed. The referee cannot initiate a replay in any instance.

TIME LIMIT — Reviews will be a maximum of 90 seconds, timed from when the referee puts on the head phones to the replay booth.

REVIEWABLE PLAYS — The instant replay system will cover a variety of plays in three main areas - 1) sideline, goal line, end zone, and end-line plays; 2) passing plays; and 3) other detectable infractions, such as a runner ruled down not by defensive contact, and the number of players on the field.



Sidelines



1999 NFL PRESEASON SCHEDULE

(All Times Local Except American Bowl Game which is ET)

SATURDAY, AUGUST 7
Indianapolis at Chicago7:00 pm
Oakland at St. Louis7:00 pm

American Bowl at Sydney, Australia (FOX)
Denver vs. San Diego9:00 pm

MONDAY, AUGUST 9
AFC-NFC Pro Football Hall of Fame Game at Canton, Ohio
Cleveland vs. Dallas (ABC)8:00 pm

FIRST WEEK
THURSDAY, AUGUST 12
San Diego at San Francisco5:00 pm
Baltimore at Philadelphia8:00 pm

FRIDAY, AUGUST 13
Detroit at Atlanta7:30 pm
Carolina at Jacksonville7:30 pm
Chicago at Pittsburgh7:30 pm
New York Giants at Minnesota (ESPN)7:00 pm
Washington at New England7:30 pm
NEW ORLEANS AT MIAMI7:30 PM

SATURDAY, AUGUST 14
Cleveland at Tampa Bay8:00 pm
Buffalo at Seattle6:00 pm
New York Jets at Green Bay (CBS)7:00 pm
Arizona at Denver7:00 pm
Cincinnati at Indianapolis7:00 pm

SUNDAY, AUGUST 15
Dallas at Oakland1:00 pm
Tennessee at Kansas City7:30 pm
(Bye: St. Louis)

SECOND WEEK
THURSDAY, AUGUST 19
Seattle at San Francisco (ESPN)5:00 pm

FRIDAY, AUGUST 20
Pittsburgh at Carolina8:00 pm
Tennessee at Arizona7:00 pm
Cincinnati at Detroit7:00 pm
Philadelphia at New York Jets7:30 pm
Buffalo at Washington8:00 pm

SATURDAY, AUGUST 21
Baltimore at Atlanta7:30 pm
INDIANAPOLIS AT NEW ORLEANS7:00 PM
Jacksonville at New York Giants7:00 pm
Tampa Bay at Kansas City7:30 pm
St. Louis at Chicago7:00 pm
Dallas at New England (ESPN)8:00 pm
Minnesota at Cleveland7:00 pm
Miami at San Diego8:00 pm

MONDAY, AUGUST 23
Denver vs. Green Bay (Madison) (ABC)7:00 pm
Bye: Oakland

THIRD WEEK
THURSDAY, AUGUST 26
Kansas City at Jacksonville (CBS)8:00 pm
Philadelphia at Minnesota7:00 pm

FRIDAY, AUGUST 27
Atlanta at Tennessee (ESPN)7:00 pm

SATURDAY, AUGUST 28
GREEN BAY AT NEW ORLEANS7:00 PM
Carolina at Baltimore7:30 pm
Arizona at Seattle7:00 pm
Chicago at Cleveland8:00 pm
New England at Tampa Bay8:00 pm
Detroit at Miami7:00 pm
Buffalo at Cincinnati7:30 pm
Washington at Pittsburgh7:30 pm
New York Jets at New York Giants8:00 pm
San Diego at St. Louis7:00 pm

SUNDAY, AUGUST 29
Denver at Dallas (FOX)7:00 pm

MONDAY, AUGUST 30
San Francisco at Oakland (ABC)5:00 pm
Bye: Indianapolis

FOURTH WEEK
THURSDAY, SEPTEMBER 2
NEW ORLEANS AT TENNESSEE7:00 PM
New England at Carolina8:00 pm
Miami at Green Bay7:00 pm
Seattle at Indianapolis7:00 pm
St. Louis at Detroit7:00 pm
Jacksonville at Dallas8:00 pm
Cleveland at Philadelphia7:30 pm

FRIDAY, SEPTEMBER 3
Kansas City at San Diego8:00 pm
San Francisco at Denver7:00 pm
Tampa Bay at Washington8:00 pm
Atlanta at Cincinnati7:30 pm
Minnesota at New York Jets7:30 pm
Oakland at Arizona7:00 pm
New York Giants at Baltimore12:00 pm

SATURDAY, SEPTEMBER 4
Pittsburgh at Buffalo7:30 pm
Bye: Chicago

1999 NFL SCHEDULE

(All Times Local)

SUNDAY, SEPTEMBER 12
(FIRST WEEKEND) (FOX NATIONAL)
(OPEN DATE: San Diego)

1. Arizona at Philadelphia1:00p
2. Baltimore at St. Louis12:00p
3. Buffalo at Indianapolis12:00p
4. **CAROLINA AT NEW ORLEANS**12:00P
5. Cincinnati at Tennessee12:00p
6. Dallas at Washington1:00p
7. Detroit at Seattle1:15p
8. Kansas City at Chicago12:00p
9. Minnesota at Atlanta4:15p
10. New England at New York Jets1:00p
11. New York Giants at Tampa Bay4:15p
12. Oakland at Green Bay12:00p
13. San Francisco at Jacksonville4:15p

SUNDAY NIGHT, SEPTEMBER 12
14. Pittsburgh at Cleveland8:20p

MONDAY, SEPTEMBER 13
15. Miami at Denver7:00p

SUNDAY, SEPTEMBER 19
(SECOND WEEKEND) (CBS NATIONAL)
(OPEN DATE: St. Louis)

16. Arizona at Miami1:00p
17. Cleveland at Tennessee3:15p
18. Denver at Kansas City3:15p
19. Green Bay at Detroit1:00p
20. Indianapolis at New England1:00p
21. Jacksonville at Carolina1:00p
22. **NEW ORLEANS AT SAN FRANCISCO**1:05P
23. Oakland at Minnesota12:00p
24. Pittsburgh at Baltimore1:00p
25. San Diego at Cincinnati1:00p
26. Seattle at Chicago12:00p
27. Tampa Bay at Philadelphia1:00p
28. Washington at New York Giants1:00p

SUNDAY NIGHT, SEPTEMBER 19
29. New York Jets at Buffalo8:20p

MONDAY, SEPTEMBER 20
30. Atlanta at Dallas8:00p

SUNDAY, SEPTEMBER 26
(THIRD WEEKEND) (FOX NATIONAL)
(OPEN DATES: Dallas, Miami, NEW ORLEANS)

31. Atlanta at St. Louis12:00p
32. Chicago at Oakland1:15p
33. Cincinnati at Carolina1:00p
34. Cleveland at Baltimore1:00p
35. Denver at Tampa Bay1:00p
36. Detroit at Kansas City12:00p
37. Indianapolis at San Diego1:05p
38. Minnesota at Green Bay3:15p
39. Philadelphia at Buffalo1:00p
40. Seattle at Pittsburgh1:00p

41. Tennessee at Jacksonville4:05p
42. Washington at New York Jets1:00p

SUNDAY NIGHT, SEPTEMBER 26
43. New York Giants at New England8:20p

MONDAY, SEPTEMBER 27
44. San Francisco at Arizona6:00p

SUNDAY, OCTOBER 3
(FOURTH WEEKEND) (CBS NATIONAL)
(OPEN DATES: Detroit, Green Bay, Indianapolis)

45. Arizona at Dallas12:00p
46. Baltimore at Atlanta1:00p
47. Carolina at Washington4:05p
48. Jacksonville at Pittsburgh1:00p
49. Kansas City at San Diego1:15p
50. New England at Cleveland1:00p
51. **NEW ORLEANS AT CHICAGO**12:00P
52. New York Jets at Denver2:15p
53. Philadelphia at New York Giants1:00p
54. St. Louis at Cincinnati1:00p
55. Tampa Bay at Minnesota12:00p
56. Tennessee at San Francisco1:15p

SUNDAY NIGHT, OCTOBER 3
57. Oakland at Seattle5:20p

MONDAY, OCTOBER 4
58. Buffalo at Miami9:00p

SUNDAY, OCTOBER 10
(FIFTH WEEKEND) (CBS NATIONAL)
(OPEN DATES: Carolina, Seattle, Washington)

59. **ATLANTA AT NEW ORLEANS**12:00P
60. Baltimore at Tennessee3:15p
61. Chicago at Minnesota12:00p
62. Cincinnati at Cleveland1:00p
63. Dallas at Philadelphia1:00p
64. Denver at Oakland1:15p
65. Miami at Indianapolis3:15p
66. New England at Kansas City12:00p
67. New York Giants at Arizona1:05p
68. Pittsburgh at Buffalo1:00p
69. San Diego at Detroit1:00p
70. San Francisco at St. Louis12:00p

SUNDAY NIGHT, OCTOBER 10
71. Tampa Bay at Green Bay7:20p

MONDAY, OCTOBER 11
72. Jacksonville at New York Jets9:00p

SUNDAY, OCTOBER 17
(SIXTH WEEKEND) (FOX NATIONAL)
(OPEN DATES: Baltimore,
Kansas City, Tampa Bay)

| | |
|---|--------|
| 73. Carolina at San Francisco | 1:15p |
| 74. Cleveland at Jacksonville | 1:00p |
| 75. Green Bay at Denver | 2:15p |
| 76. Indianapolis at New York Jets | 1:00p |
| 77. Miami at New England | 1:00p |
| 78. Minnesota at Detroit | 1:00p |
| 79. Oakland at Buffalo | 1:00p |
| 80. Philadelphia at Chicago | 12:00p |
| 81. Pittsburgh at Cincinnati | 1:00p |
| 82. St. Louis at Atlanta | 1:00p |
| 83. Seattle at San Diego | 1:05p |
| 84. TENNESSEE AT NEW ORLEANS | 12:00P |

SUNDAY NIGHT, OCTOBER 17

| | |
|---------------------------------|-------|
| 85. Washington at Arizona | 5:20p |
|---------------------------------|-------|

MONDAY, OCTOBER 18

| | |
|-------------------------------------|-------|
| 86. Dallas at New York Giants | 9:00p |
|-------------------------------------|-------|

THURSDAY, OCTOBER 21
(SEVENTH WEEKEND) (CBS NATIONAL)
(OPEN DATES: ARIZONA, JACKSONVILLE,
TENNESSEE)

| | |
|------------------------------------|-------|
| 87. Kansas City at Baltimore | 8:20p |
|------------------------------------|-------|

SUNDAY, OCTOBER 24

| | |
|--|--------|
| 88. Buffalo at Seattle | 1:15p |
| 89. Chicago at Tampa Bay | 1:00p |
| 90. Cincinnati at Indianapolis | 12:00p |
| 91. Cleveland at St. Louis | 12:00p |
| 92. Denver at New England | 1:00p |
| 93. Detroit at Carolina | 1:00p |
| 94. Green Bay at San Diego | 1:05p |
| 95. NEW ORLEANS AT NEW YORK GIANTS | 1:00P |
| 96. New York Jets at Oakland | 1:15p |
| 97. Philadelphia at Miami | 1:00p |
| 98. San Francisco at Minnesota | 12:00p |
| 99. Washington at Dallas | 12:00p |

MONDAY, OCTOBER 25

| | |
|----------------------------------|-------|
| 100. Atlanta at Pittsburgh | 9:00p |
|----------------------------------|-------|

SUNDAY, OCTOBER 31
(EIGHTH WEEKEND) (FOX NATIONAL)
(OPEN DATES: New York Jets,
Pittsburgh, San Francisco)

| | |
|--|--------|
| 101. Buffalo at Baltimore | 1:00p |
| 102. Carolina at Atlanta | 1:00p |
| 103. Chicago at Washington | 1:00p |
| 104. CLEVELAND AT NEW ORLEANS | 12:00P |
| 105. Dallas at Indianapolis | 1:00p |
| 106. Jacksonville at Cincinnati | 1:00p |
| 107. Miami at Oakland | 1:05p |
| 108. Minnesota at Denver | 2:15p |
| 109. New England at Arizona | 2:05p |
| 110. New York Giants at Philadelphia | 1:00p |
| 111. St. Louis at Tennessee | 12:00p |

| | |
|-------------------------------------|--------|
| 112. San Diego at Kansas City | 12:00p |
|-------------------------------------|--------|

SUNDAY NIGHT, OCTOBER 31

| | |
|---------------------------------|-------|
| 113. Tampa Bay at Detroit | 8:20p |
|---------------------------------|-------|

MONDAY, NOVEMBER 1

| | |
|---------------------------------|-------|
| 114. Seattle at Green Bay | 8:00p |
|---------------------------------|-------|

SUNDAY, NOVEMBER 7
(NINTH WEEKEND) (CBS NATIONAL)
(OPEN DATES: New England,
New York Giants, Oakland)

| | |
|--|--------|
| 115. Arizona at New York Jets | 1:00p |
| 116. Baltimore at Cleveland | 1:00p |
| 117. Buffalo at Washington | 1:00p |
| 118. Chicago at Green Bay | 12:00p |
| 119. Cincinnati at Seattle | 1:15p |
| 120. Denver at San Diego | 1:15p |
| 121. Jacksonville at Atlanta | 1:00p |
| 122. Kansas City at Indianapolis | 1:00p |
| 123. Philadelphia at Carolina | 1:00p |
| 124. Pittsburgh at San Francisco | 1:15p |
| 125. St. Louis at Detroit | 1:00p |
| 126. TAMPA BAY AT NEW ORLEANS | 3:05P |

SUNDAY NIGHT, NOVEMBER 7

| | |
|-------------------------------|-------|
| 127. Tennessee at Miami | 8:20p |
|-------------------------------|-------|

MONDAY, NOVEMBER 8

| | |
|--------------------------------|-------|
| 128. Dallas at Minnesota | 8:00p |
|--------------------------------|-------|

SUNDAY, NOVEMBER 14
(TENTH WEEKEND) (FOX NATIONAL)
(OPEN DATE: Atlanta)

| | |
|--|--------|
| 129. Baltimore at Jacksonville | 4:05p |
| 130. Carolina at St. Louis | 12:00p |
| 131. Cleveland at Pittsburgh | 1:00p |
| 132. Detroit at Arizona | 2:15p |
| 133. Green Bay at Dallas | 3:15p |
| 134. Indianapolis at New York Giants | 1:00p |
| 135. Kansas City at Tampa Bay | 1:00p |
| 136. Miami at Buffalo | 1:00p |
| 137. Minnesota at Chicago | 12:00p |
| 138. San Diego at Oakland | 1:05p |
| 139. SAN FRANCISCO AT NEW ORLEANS | 12:00P |
| 140. Tennessee at Cincinnati | 1:00p |
| 141. Washington at Philadelphia | 1:00p |

SUNDAY NIGHT, NOVEMBER 14

| | |
|------------------------------|-------|
| 142. Denver at Seattle | 5:20p |
|------------------------------|-------|

MONDAY, NOVEMBER 15

| | |
|---|-------|
| 143. New York Jets at New England | 9:00p |
|---|-------|

SUNDAY, NOVEMBER 21
(ELEVENTH WEEKEND) (FOX NATIONAL)
(OPEN DATE: Minnesota)

| | |
|-------------------------------------|-------|
| 144. Atlanta at Tampa Bay | 1:00p |
| 145. Baltimore at Cincinnati | 4:05p |
| 146. Buffalo at New York Jets | 1:00p |
| 147. Carolina at Cleveland | 1:00p |

| | |
|--|--------|
| 148. Chicago at San Diego | 1:15p |
| 149. Dallas at Arizona | 2:15p |
| 150. Detroit at Green Bay | 12:00p |
| 151. Indianapolis at Philadelphia | 1:00p |
| 152. New England at Miami | 1:00p |
| 153. New York Giants at Washington | 4:15p |
| 154. Pittsburgh at Tennessee | 12:00p |
| 155. St. Louis at San Francisco | 1:15p |
| 156. Seattle at Kansas City | 12:00p |

SUNDAY NIGHT, NOVEMBER 21

| | |
|--|-------|
| 157. NEW ORLEANS AT JACKSONVILLE | 8:20P |
|--|-------|

MONDAY, NOVEMBER 22

| | |
|------------------------------|-------|
| 158. Oakland at Denver | 7:00p |
|------------------------------|-------|

THURSDAY, NOVEMBER 25
(TWELFTH WEEKEND) (CBS NATIONAL)
(OPEN DATE: Denver)

| | |
|-------------------------------|--------|
| 159. Chicago at Detroit | 12:40p |
| 160. Miami at Dallas | 3:15p |

SUNDAY, NOVEMBER 28

| | |
|--|--------|
| 161. Arizona at New York Giants | 1:00p |
| 162. Cincinnati at Pittsburgh | 1:00p |
| 163. Jacksonville at Baltimore | 1:00p |
| 164. Kansas City at Oakland | 1:15p |
| 165. New England at Buffalo | 1:00p |
| 166. NEW ORLEANS AT ST. LOUIS | 12:00P |
| 167. New York Jets at Indianapolis | 4:15p |
| 168. Philadelphia at Washington | 1:00p |
| 169. San Diego at Minnesota | 12:00p |
| 170. Tampa Bay at Seattle | 1:05p |
| 171. Tennessee at Cleveland | 1:00p |

SUNDAY NIGHT, NOVEMBER 28

| | |
|--------------------------------|-------|
| 172. Atlanta at Carolina | 8:20p |
|--------------------------------|-------|

MONDAY, NOVEMBER 29

| | |
|---------------------------------------|-------|
| 173. Green Bay at San Francisco | 6:00p |
|---------------------------------------|-------|

THURSDAY, DECEMBER 2
(THIRTEENTH WEEKEND) (CBS NATIONAL)
(OPEN DATE: Buffalo)

| | |
|---------------------------------------|-------|
| 174. Pittsburgh at Jacksonville | 8:20p |
|---------------------------------------|-------|

SUNDAY, DECEMBER 5

| | |
|---|--------|
| 175. Cleveland at San Diego | 1:15p |
| 176. Green Bay at Chicago | 12:00p |
| 177. Indianapolis at Miami | 1:00p |
| 178. Kansas City at Denver | 2:15p |
| 179. NEW ORLEANS AT ATLANTA | 1:00P |
| 180. New York Jets at New York Giants | 1:00p |
| 181. Philadelphia at Arizona | 2:05p |
| 182. St. Louis at Carolina | 1:00p |
| 183. San Francisco at Cincinnati | 1:00p |
| 184. Seattle at Oakland | 1:15p |
| 185. Tennessee at Baltimore | 1:00p |
| 186. Washington at Detroit | 1:00p |

SUNDAY NIGHT, DECEMBER 5

| | |
|----------------------------------|-------|
| 187. Dallas at New England | 8:20p |
|----------------------------------|-------|

MONDAY, DECEMBER 6

| | |
|-----------------------------------|-------|
| 188. Minnesota at Tampa Bay | 9:00p |
|-----------------------------------|-------|

THURSDAY, DECEMBER 9
(FOURTEENTH WEEKEND) (FOX NATIONAL)
(OPEN DATE: Chicago)

| | |
|---------------------------------|-------|
| 189. Oakland at Tennessee | 7:20p |
|---------------------------------|-------|

SUNDAY, DECEMBER 12

| | |
|--|--------|
| 190. Arizona at Washington | 1:00p |
| 191. Atlanta at San Francisco | 1:15p |
| 192. Baltimore at Pittsburgh | 1:00p |
| 193. Carolina at Green Bay | 12:00p |
| 194. Cleveland at Cincinnati | 1:00p |
| 195. Detroit at Tampa Bay | 1:00p |
| 196. Miami at New York Jets | 4:05p |
| 197. New England at Indianapolis | 1:00p |
| 198. New York Giants at Buffalo | 1:00p |
| 199. Philadelphia at Dallas | 12:00p |
| 200. ST. LOUIS AT NEW ORLEANS | 12:00P |
| 201. San Diego at Seattle | 1:05p |

SUNDAY NIGHT, DECEMBER 12

| | |
|-------------------------------------|-------|
| 202. Minnesota at Kansas City | 7:20p |
|-------------------------------------|-------|

MONDAY, DECEMBER 13

| | |
|-----------------------------------|-------|
| 203. Denver at Jacksonville | 9:00p |
|-----------------------------------|-------|

SATURDAY, DECEMBER 18
(FIFTEENTH WEEKEND) (CBS NATIONAL)
(OPEN DATE: Cincinnati)

| | |
|--------------------------------------|--------|
| 204. Pittsburgh at Kansas City | 11:40a |
| 205. San Francisco at Carolina | 4:15p |

SUNDAY, DECEMBER 19

| | |
|---|--------|
| 206. Atlanta at Tennessee | 12:00p |
| 207. Detroit at Chicago | 12:00p |
| 208. Jacksonville at Cleveland | 1:00p |
| 209. New England at Philadelphia | 1:00p |
| 210. NEW ORLEANS AT BALTIMORE | 1:00P |
| 211. New York Giants at St. Louis | 12:00p |
| 212. New York Jets at Dallas | 3:15p |
| 213. San Diego at Miami | 1:00p |
| 214. Seattle at Denver | 2:15p |
| 215. Tampa Bay at Oakland | 1:05p |
| 216. Washington at Indianapolis | 1:00p |

SUNDAY NIGHT, DECEMBER 19

| | |
|-------------------------------|-------|
| 217. Buffalo at Arizona | 6:20p |
|-------------------------------|-------|

MONDAY, DECEMBER 20

| | |
|-----------------------------------|-------|
| 218. Green Bay at Minnesota | 8:00p |
|-----------------------------------|-------|

FRIDAY, DECEMBER 24
(SIXTEENTH WEEKEND) (FOX NATIONAL)
(OPEN DATE: Philadelphia)

| | |
|----------------------------------|-------|
| 219. DALLAS AT NEW ORLEANS | 2:05P |
|----------------------------------|-------|

SATURDAY, DECEMBER 25

220. Denver at Detroit4:15p

SUNDAY, DECEMBER 26

221. Arizona at Atlanta1:00p
 222. Buffalo at New England1:00p
 223. Carolina at Pittsburgh1:00p
 224. Chicago at St. Louis12:00p
 225. Cincinnati at Baltimore1:00p
 226. Green Bay at Tampa Bay4:15p
 227. Indianapolis at Cleveland1:00p
 228. Jacksonville at Tennessee12:00p
 229. Kansas City at Seattle1:05p
 230. Minnesota at New York Giants1:00p
 231. Oakland at San Diego1:05p

SUNDAY NIGHT, DECEMBER 26

232. Washington at San Francisco5:20p

MONDAY, DECEMBER 27

233. New York Jets at Miami9:00p

SUNDAY, JANUARY 2(SEVENTEENTH WEEKEND) (CBS NATIONAL)
(OPEN DATE: Cleveland)

234. Arizona at Green Bay12:00p
 235. Baltimore at New England1:00p
 236. Cincinnati at Jacksonville1:00p
 237. Detroit at Minnesota12:00p
 238. Indianapolis at Buffalo1:00p
 239. Miami at Washington4:15p
240. NEW ORLEANS AT CAROLINA1:00P
 241. New York Giants at Dallas3:05p
 242. Oakland at Kansas City12:00p
 243. St. Louis at Philadelphia1:00p
 244. San Diego at Denver2:15p
 245. Seattle at New York Jets1:00p
 246. Tampa Bay at Chicago12:00p
 247. Tennessee at Pittsburgh4:15p

MONDAY, JANUARY 3

248. San Francisco at Atlanta9:00p

NEW ORLEANS SAINTS ON PRIME TIME**ABC Monday Night Football (6-12)**

Sep. 25, 1972 — Kansas City 20, New Orleans 17, at New Orleans (70,793)
 Sep. 24, 1973 — Dallas 40, New Orleans 3, at Dallas (52,715)
 Nov. 25, 1974 — Pittsburgh 28, New Orleans 7, at New Orleans (71,907)
 Dec. 3, 1979 — Oakland 42, New Orleans 35, at Superdome (65,541)
 Nov. 24, 1980 — L.A. Rams 27, New Orleans 7, at Superdome (53,448)
 Nov. 21, 1983 — N.Y. Jets 31, New Orleans 28, at Superdome (68,606)
 Nov. 19, 1984 — New Orleans 27, Pittsburgh 24, at Superdome (66,005)
 Oct. 3, 1988 — New Orleans 20, Dallas 17, at Superdome (68,474)
 Nov. 6, 1989 — San Francisco 31, New Orleans 13, at S.F. (60,667)
 Dec. 18, 1989 — New Orleans 30, Philadelphia 20, at Superdome (59,218)
 Sep. 10, 1990 — San Francisco 13, New Orleans 12 at Superdome (68,629)
 Dec. 31, 1990 — New Orleans 20, L.A. Rams 17 at Superdome (68,647)
 Dec. 16, 1991 — New Orleans 27, L.A. Raiders 0 at Superdome (68,625)
 Nov. 23, 1992 — New Orleans 20, Washington 3 at Superdome (68,591)
 Nov. 22, 1993 — San Francisco 42, New Orleans 7 at S.F. (66,500)
 Dec. 20, 1993 — New York Giants 24, New Orleans 14 at Superdome (69,036)
 Nov. 28, 1994 — San Francisco 35, New Orleans 14 at Superdome (61,304)
 Dec. 19, 1994 — Dallas 24, New Orleans 16 at Superdome (67,323)

Sunday Night (6-7)

Oct. 21, 1984 — Dallas 30, New Orleans 27 at Texas Stadium (OT)(50,966) (ABC)
 Nov. 27, 1988 — N.Y. Giants 13, New Orleans 12 at Superdome (66,526) (ESPN)
 Nov. 26, 1989 — L.A. Rams 20, New Orleans 17 at Superdome (OT)(64,274) (ESPN)
 Sep. 15, 1991 — New Orleans 24, L.A. Rams 7 at Superdome (68,583) (TNT)
 Nov. 24, 1991 — Atlanta 23, New Orleans 20 at Superdome (OT)(68,591) (ESPN)
 Sep. 27, 1992 — San Francisco 16, New Orleans 10 at Superdome (68,591) (TNT)
 Oct. 11, 1992 — New Orleans 13, L.A. Rams 10 at Superdome (68,591) (TNT)
 Sep. 5, 1993 — New Orleans 33, Houston 21 at Superdome (69,029) (TNT)
 Dec. 11, 1994 — New Orleans 29, Atlanta 20 at Georgia Dome (61,307) (ESPN)
 Nov. 26, 1995 — New Orleans 34, Carolina 26 at Superdome (50,984) (ESPN)
 Nov. 3, 1996 — San Francisco 24, New Orleans 17 at Superdome (60,966) (ESPN)
 Oct. 5, 1997 — New Orleans 20, Chicago 17 at Soldier Field (58,865) (TNT)
 Nov. 22, 1998 — San Francisco 31, New Orleans 20 at 3Com Park (68,429) (ESPN)

Thursday Night (1-0)

Dec. 3, 1992 — New Orleans 22, Atlanta 14 at Superdome (68,591) (ESPN)

NFL PLAYOFF TIEBREAKERS**DIVISION TIEBREAKERS****Two Clubs**

1. Head-to-Head (best won-lost-tied percentage in games between the clubs).
2. Best won-lost-tied percentage in games played within the division.
3. Best won-lost-tied percentage in games played within the conference.
4. Best won-lost-tied percentage in common games, if applicable.
5. Best net points in division games.
6. Best net points in all games.
7. Strength of schedule.
8. Best net touchdowns in all games.
9. Coin toss.

Three or More Clubs

- (Note: If two clubs remain tied after a third club is eliminated during any step, the tiebreaker reverts back to step 1 of the two-club format)
1. Head-to-Head (best won-lost-tied percentage in games among the clubs).
 2. Best won-lost-tied percentage in games played within the division.
 3. Best won-lost-tied percentage in games played within the conference.
 4. Best won-lost-tied percentage in common games.
 5. Best net points in division games.
 6. Best net points in all games.
 7. Strength of schedule.
 8. Best net touchdowns in all games.
 9. Coin toss.

WILD CARD TIES

If it is necessary to break ties to determine the three Wild Card clubs from each conference, the following steps will be taken.

1. If the tied clubs are from the same division, apply the division tiebreaker.
2. If the tied clubs are from different divisions, apply the following steps.

Two Clubs

1. Head-to-Head, if applicable.
2. Best won-lost-tied percentage played within the conference.
3. Best won-lost-tied percentage in common games, minimum of four.
4. Best average net points in conference games.
5. Best net points in all games.
6. Strength of schedule
7. Best net touchdowns in all games.
8. Coin toss.


Three or More Clubs

- (Note: If two clubs remain tied after third or other clubs are eliminated, tiebreaker reverts to step 1 of applicable two-club format.)
1. Apply the division tiebreaker to eliminate all but the highest ranked club in each division prior to proceeding to step 2. The original seeding within a division upon application of the division tiebreaker remains the same for all subsequent applications of the procedure that are necessary to identify the three Wild Card participants.
 2. Head-to-Head sweep (applicable only if one club has defeated each of the others or one club has lost to each of the others).
 3. Best won-lost-tied percentage in games played within the conference.
 4. Best won-lost-tied percentage in common games, minimum of four.
 5. Best average net points in conference games.
 6. Best net points in all games.
 7. Strength of schedule.
 8. Best net touchdowns in all games.
 9. Coin toss.

When the first Wild Card team has been identified, the procedure is repeated to name the second Wild Card, i.e. eliminate all but the highest-ranked club in each division prior to proceeding to step 2, and repeated a third time, if necessary, to identify the third Wild Card. In situations where three or more teams from the same division are involved in the procedure, the original seeding of the teams remains the same for subsequent applications of the tiebreaker if the top-ranked team in that division qualifies for a Wild Card berth.



SAINTS TRAIN AT WISCONSIN-LA CROSSE



For the 12th consecutive summer, the Saints will hold at their training camp at the University of Wisconsin-La Crosse. It marks the longest stretch the Saints have utilized a training site. They held their camp at Dodgertown in Vero Beach, Fla. for 10 seasons (1974, 76-84).

Founded in 1909 as the La Crosse Normal School with 176 students, UW-La Crosse is now one of 13 four-year campuses in the University of Wisconsin system, with an enrollment of about 8,700. The University, which is known for its strong physical education program, offers nearly 80 undergraduate curriculums in four colleges - Business Administration; Liberal Studies; Science and Health; and Health, Physical Education and Recreation. Master's degrees are offered in 18 disciplines. The 119-acre campus sits in a residential section of La Crosse, a town with a population of about 50,000, midway

between towering bluffs and the Mississippi River.

Players will report to the University Wednesday, July 28. They are scheduled to break camp Thursday, August 19. From August 5 - August 7, the team will practice with the Kansas City Chiefs in River Falls, Wisconsin, and on August 9, the Saints will practice with the Minnesota Vikings in La Crosse.

Mailing Address

New Orleans Saints
c/o University of Wisconsin-La Crosse
P.O. Box 3028
La Crosse, WI 54601

Mailing Address for Overnight Courier

New Orleans Saints
c/o University of Wisconsin-La Crosse
Laux Hall
622 East Avenue North
La Crosse, WI 54601

CAMP PHONE NUMBERS

Main Office: (608) 789-4550
Media Relations: (608) 789-4556
Main Camp FAX: (608) 789-4577

Media Relations Recorded News Messages (updated twice daily): (608) 789-4575

SAINTS TRAINING CAMPS

1967-69 — Cal Western University, San Diego, Calif.
1970 — Bowling Green University, Bowling Green, Ohio
1971-73 — Southern Mississippi University, Hattiesburg, Miss.
1974, 1976-84 — Dodgertown, Vero Beach, Fla.
1975 — Nicholls State University, Thibodaux, La.
1985 — Louisiana Tech University, Ruston, La.
1986-87 — Southeast Louisiana University, Hammond, La.
1988-99 — University of Wisconsin-La Crosse, La Crosse, Wis.



SAINTS TICKET INFORMATION

LOUISIANA SUPERDOME-SEATING CAPACITY: 70,054



| | Season | Single Game | Group |
|-------------------|--------|-------------|-------|
| Plaza | \$400 | \$50 | - |
| Club ^A | \$400 | \$75 | - |
| Upper Box | \$400 | \$50 | - |
| Terrace | \$400 | \$50 | \$40 |

^AClub sideline sections are:

Additional \$250 Club Fee charged on sideline season tickets (254-272 & 212-231; 331-341 & 307-317)

GAME DAY WILL CALL - GATE A

Use your Visa or Mastercard to order tickets by phone or mail. Mail orders will be accepted when accompanied by a certified check or money order for the amount plus \$3 for handling. Mail orders should be sent to the Facility Ticket Office at the below address.

TicketMaster processes all phone orders. A service charge is required on all phone orders. For further information, call the Saints ticket office at:

(504) 731-1700

TICKETMASTER PHONE NUMBER

To reach Ticketmaster(504) 598-GOLD
or www.ticketmaster.com

SINGLE GAME TICKET OUTLETS

Individual game tickets are available at official Saints ticket outlets at the following locations: NEW ORLEANS/BATON ROUGE AND THROUGHOUT MISSISSIPPI — All TicketMaster outlets.

TICKET OFFICE

The New Orleans Saints ticket office is located at the club's facility, located at 5800 Airline Highway in Metairie, and at the Louisiana Superdome, gate A ground level. Facility office hours are from 8:00 a.m. to 6:00 p.m. on weekdays, and 8:00 a.m. to 1 p.m. on Saturdays. Superdome ticket office hours are 8:30 a.m. - 5:30 p.m. M-F. Ticket windows open three hours prior to kickoff on game days.

SUPERDOME FACTS

First GameAugust 9, 1975; Oilers 13, Saints 7 (Preseason)
First Regular Season GameSeptember 28, 1975; Bengals 21, Saints 0

Total Land Area52 acres
Height273 feet
Diameter680 feet clear span
Concrete169,000 cubic yards
Structural Steel20,000 tons
Air Conditioning9,000 tons
Convention Rooms52
Restrooms102

Private Box Suites137
Parking Garages5,000 cars, 250 buses
Lighting19,507 fixtures
Electric Wiring400 miles
Aluminum Sidingmore than 550,000 sq. ft.
Area of Roof9.7 acres
Escalators32
Elevators10 passenger, 1 freight



FOLLOWING THE SAINTS

The Saints have a number of team-affiliated media outlets, including radio, television, print as well as the internet. In addition to the weekly games broadcast on a regional radio network, the Saints have media partnerships that produce weekly radio programs, weekly TV programs, a weekly newspaper and a homepage on the internet.

RADIO

WWL Newsradio (870 AM) is the flagship of the Saints radio network that extends the play-by-play action of Saints football into five states on approximately 35 stations. Jim Henderson describes the play-by-play and former Saints' tackle Stan Brock provides color commentary for the 16 regular season games. During preseason, veteran broadcaster Kenny Trahan handles the radio play-by-play with Ed Daniels providing color.

Head Coach Mike Ditka and team president Bill Kuharich each host weekly shows on WWL 870-AM radio. Dates and times will be announced by the station.

TV

WWL-TV (CBS) provides preseason game telecasts to the New Orleans market; live coverage of all away games and sold-out home games. Home games not sold out 72 hours in advance are televised on a taped-delay basis.

Henderson and former Saints quarterback Archie Manning will handle play-by-play and color respectively for preseason contests.

Negotiations for a weekly Saints TV show, featuring coaches and players, were in progress at press time.

PRINT

Saints Digest is the official journal of Saints football published weekly during the season and periodically during the other months of the year. Saints Digest is available by subscription or on newsstands at selected locations. It includes features, columns, photos, fan opinion and news of the team. Subscription Information: 1-800-334-4005.

INTERNET

New for the 1999 season, the Saints are launching their own interactive website. The site, located at:

www.neworleanssaints.com

will feature the latest news, up-to-date stats, bios of coaches and players, Saintsations, interactive chat sessions, tickets information, merchandise and more. Saints fans will now be able to keep up with their favorite team online at:

www.neworleanssaints.com

The Saints page includes sound bites, video and other interactive features.



FOLLOWING THE SAINTS



Stan Brock and Jim Henderson

LOUISIANA

AlexandriaKEZP 104.3 FM
Baton RougeWJBO 1150 AM
BogalusaWBOX 920 AM / 92.9 FM
DonaldsonvilleKKAY 104.9 FM
EuniceKEUN 1490 AM
HammondWFPR 1400 AM
LafayetteKPEL 1420 AM / 107.7 FM
Lake CharlesKLCL 1470 AM
LeesvilleKVVP 105.7 FM
ManyKWLW 107.1 FM
MonroeKNOE 540 AM
MoreauvilleKLIL 92.1 FM
Morgan CityKQKI 95.3 FM
New IberiaKANE 1240 AM
ShreveportKEEL 710 AM
ThibodauxKTIB 640 AM
Ville PlatteKVPI 1050 AM / 92.5 FM

MISSISSIPPI

ColumbiaWCJU 1450 AM
ColumbiaWJDR 98.3 FM
Hattiesburg/LaurelWKNZ 107.1 FM
JacksonWJDS 620 AM
McCombWAKH 105.7 FM
NatchezWQNZ 95.1 FM

ALABAMA

JacksonWHOD 1230 AM
MobileWNTM 710 AM
MobileWNSP 105.5 FM

FLORIDA

Ft. Walton BeachWFTW 1260 AM
GainesvilleWYOC 104.9 FM

WORLDWIDE

WRNO WorldwideShortwave only

NFLMEDIA.COM

Information on the Saints as well as all of the NFL teams can be accessed through:

<http://www.nflmedia.com>

Accredited media will be given a password after registration to access weekly-updated information from each of the teams, as well as to access weekly information from the NFL.



MEDIA INFORMATION

MEDIA GATE: Media entrance for Saints games at the Superdome is located on the lower level of the Northwest Parking Garage (side nearest Claiborne Avenue overpass) near the center of the building. The media door opens three hours prior to kickoff. Media Will Call is located at this entrance as well.

CREDENTIAL REQUESTS: Superdome press box space is reserved for the working news media. Requests should be made at least one week in advance and directed to Greg Bensel, director of media and public relations, New Orleans Saints, 5800 Airline Drive, Metairie, LA 70003. Please fax your request to (504) 731-1888 or e-mail your request to benselg@saints.nfl.com.

TELEVISION AND RADIO: Network television and visiting radio are assigned numbered booths in the main press box. Spotters and statisticians are available upon advanced request.

PHOTOGRAPHERS: Only accredited working photographers are allowed on the sidelines. They must wear a "field photo" arm band and shoot from behind the yellow-dotted line. The bench areas are off limits at all times. Photographers should take special note of the usage conditions listed on the credential. Reporters are not permitted to accompany photographers on the sidelines until after the two-minute warning.

IMPORTANT:

**ALL CREDENTIALS ARE ISSUED TO SPECIFIC INDIVIDUALS
AND ARE NOT TRANSFERABLE.**

LOCKER ROOMS: Only accredited working media are allowed in locker rooms after games. There is no admission before the game. Still photographs are not permitted in the Saints locker room postgame. Grips will not be allowed in the postgame locker room.

TELEPHONES: Requests for service should be directed to Cecile Burch, BellSouth, 1-888-592-4945.

FAX SERVICE: Requests for gameday fax service should be directed to Leon Letulle, who operates a copy transmission and computer service. He can be reached in advance of the day of the game at (504) 362-6065, or in the pressbox prior to kickoff.

PRESS BOX SERVICES: Statistical information is supplied before, during and after the game. Scores of other games are announced and posted as received. Postgame quotes are provided from both locker rooms. Refreshments are served in the media lounge before the game and half-time.

TRANSPORTATION: Transportation to New Orleans International Airport can be prearranged for visiting media with tight departure schedules.



NFL PUBLIC RELATIONS CONTACTS

NFL Office(212) 450-2000
Sr. Vice President of Communications & Government AffairsJoe Browne
Vice President of CommunicationsGreg Aiello
NFL Director of International Public AffairsPete Abitante
Director of Media ServicesLeslie Hammond
Director of Corporate CommunicationsChris Widmaier

NFC

ArizonaPaul Jensen(602) 379-0101
AtlantaAaron Salkin(770) 945-1111
CarolinaCharlie Dayton(704) 358-7000
ChicagoBryan Harlan(847) 295-6600
DallasRich Dalrymple(972) 556-9900
DetroitMike Murray(248) 335-4131
Green BayLee Remmel(920) 496-5700
MinnesotaBob Hagan(612) 828-6500
New OrleansGreg Bensel(504) 733-0255
New York GiantsPat Hanlon(201) 935-8111
PhiladelphiaRon Howard(215) 463-2500
St. Louis RamsRick Smith(314) 982-7267
San FranciscoKirk Reynolds(408) 562-4949
Tampa BayReggie Roberts(813) 870-2700
WashingtonMike McCall(703) 478-8900

AFC

BaltimoreKevin Byrne(410) 654-6200
BuffaloScott Berchtold(716) 648-1800
CincinnatiJack Brennan(513) 621-3550
ClevelandAlex Martins(216) 891-5000
DenverJim Saccamano(303) 649-9000
IndianapolisCraig Kelley(317) 297-2658
JacksonvilleDan Edwards(904) 633-6000
Kansas CityBob Moore(816) 924-9300
MiamiHarvey Greene(954) 452-7010
New EnglandStacey James(508) 543-8200
New York JetsFrank Ramos(516) 560-8100
OaklandMike Taylor(510) 864-5000
PittsburghRon Wahl(412) 323-1200
San DiegoBill Johnston(619) 874-4500
SeattleDave Pearson(425) 827-9777
TennesseeTony Wyllie(615) 673-1500

GLOSSARY OF MEDICAL TERMS

Taken from the Professional Football Athletic Trainers Society (PFATS) 1998 Media Guide.

ATC — Athletic Trainer Certified; athletic trainers with this designation have passed the certification exam administered by the NATA.

A-C Joint — Acromioclavicular joint; joint of the shoulder where acromion process (of the scapula) and the distal end of the clavicle meet; most shoulder separations occur at this point.

Achilles Tendon — The tendon at the back of the heel connecting the calf muscle to the heel bone.

Anterior Cruciate Ligament (ACL) — Ligament of knee attaching to anterior tibial plateau and posterior medial aspect of femoral condyle. It provides stability in keeping the lower leg from coming forward.

Anti-inflammatory — Any agent which prevents inflammation (such as aspirin or ibuprofen).

Arthroscope — An instrument used for visualization of the interior of a joint cavity; sometimes referred to as "scope."

Arthroscopy — Examination of the internal structures of a joint by means of surgical viewing apparatus (arthroscope) inserted into the joint.

Bone Scan — "Radionuclide Imaging," which is useful to demonstrate stress fractures not evident on routine x-rays.

Burner — Common term for brachial plexus trauma in the neck. Usually results in burning or tingling sensation into the shoulder or arm when the neck is forced beyond the normal range of motion.

CT Scan (Computerized Tomography) — Use of computed radiographic equipment to get a cross sectional image of an anatomical area. Is best to visualize bony structures. It is also referred to as a CAT scan.

Chondral Fracture — Fracture to the chondral (cartilaginous) surfaces of bone.

Chondromalacia — A roughening of the cartilage surface. Best known for the roughening of the underside of the kneecap.

Concussion — A trauma-related injury to the head usually resulting in excessive forces being rapidly applied to the head and/or cervical spine. This injury is usually due to a blow to the head from the ground or opposing player. This injury is graded as mild, moderate or severe depending on severity of changes of consciousness, memory and/or equilibrium.

Degenerative Joint Disease — Changes in the joint surfaces as a result of repetitive trauma.

Dehydration — Condition resulting from excessive loss of body fluid, where fluid output exceeds fluid intake. Symptoms usually arise when fluid loss is in excess of 2 percent of the person's body weight.

Edema — Accumulation of fluid in organs and tissues of the body (swelling).

Electrolyte Drink — Fluid for replacing electrolytes, such as Gatorade® Thirst Quencher.

EMG — Electromyogram test to check nerve function.

Fracture — Breach in continuity of a bone. Types of fractures include simple, compound, comminuted, greenstick, incomplete, impacted, longitudinal, oblique, stress or transverse.

Groin — The upper and inner thigh where the adductor muscles originate that are responsible for moving the leg in an inward or adduction direction.

Hamstring — Muscle running from the buttocks to behind the knee. Often injured as a result of improper conditioning or lack of muscle flexibility. Muscle responsible for flexing the knee joint.

Heat Stroke — Condition of rapidly rising internal body temperature that overwhelms the nervous system's mechanisms for release of heat.

Heat Exhaustion — Mild form of shock resulting from inadequate replacement of fluids lost through sweating and uncontrolled increase in body core temperature.

Heat Cramps — Painful muscle spasms of arms or legs, likely caused by depletion of fluids and electrolytes.

High "Interosseous" Ankle Sprain — An injury to the Interosseous membrane, which is the fibrous tissue that stabilizes the two bones of the shin (tibia and fibula). This injury is usually due to excessive ankle rotation along with accompanied trauma to the ligamentous structures of the ankle joint.

Interosseous Membrane — Uniting membrane between the tibia and fibula that forms a collagenous fibrous tissue. It has two functions: to serve as an origin for many of the muscles of the lower leg, and to transmit stress from the tibia to the fibula.

Lateral Collateral Ligament (LCL) — Ligament of knee attaching lateral femoral condyle to the fibula head. It provides lateral stability to the knee.

Ligament — Band of fibrous tissue that connects bone to bone or bone to cartilage and supports and strengthens joints.

Magnetic Resonance Imaging (MRI) — Provides highly detailed pictures of the body's interior, using magnetic fields. It is especially useful in athletic injuries to visualize soft tissues such as ligaments and tendons.

Medial Collateral Ligament (MCL) — Ligament of knee attaching to medial femoral condyle and to medial tibia. It provides medial stability to the knee.

Meniscus — Crescent-shaped cartilage of the knee located between the femur and the tibia bones.

Plantar Fascia — The tight band of muscle and connective tissue beneath the arch of the foot.

PNF (Proprioceptive Neuromuscular Facilitation) — An approach to therapeutic exercise based on the principles of functional human anatomy and neurophysiology.

Posterior Cruciate Ligament (PCL) — Ligament of the knee attaching to posterior tibial plateau and anterior lateral aspect of femoral condyle. It provides stability in keeping the lower leg from going backward.

Progressive Resistance Exercise (PRE) — An approach to exercise whereby the load or resistance to the muscle is applied by some mechanical means and is quantitatively and progressively increased over time.

Quadriceps (Quads) — The four powerful muscles in the front of the thigh, responsible for extending the knee joint.

Rotator Cuff — Comprised of four muscles in the shoulder area: supraspinatus, infraspinatus, teres minor and subscapularis. Often irritated by overuse.

S-C Joint — Sternoclavicular joint; articulation between the sternum and the clavicle.

Sciatic Nerve — Largest nerve in body located in back of leg which controls most of its function.

Sciatica — Irritation of the sciatic nerve, resulting in pain or tingling running down the inside of the leg.

Shin Splint — A catch-all syndrome describing pain either in the front of the lower leg or on the inner aspect of the leg.

Shoulder Separation — Refers to a sprain of the A-C joint where the tip of the clavicle may be elevated from its normal position of attachment on the acromion process.

Sprain — A joint injury. A violent, twisting, stretching, pulling or tearing of a ligament.

1st Degree — A stretching but no tear of a ligament. Athlete may be able to continue to play or usually return to play in a few days.

2nd Degree — A partial tear of a ligament. Bracing may be required. Athlete will usually miss one to four weeks.

3rd Degree — A complete tear of a ligament. Depending on ligament involved, bracing or even surgery may be required. Athlete is usually out from three weeks up to 12 months depending on course of treatment.

Stinger — Common term for brachial plexus trauma in the neck.

Strain — A muscle injury. The stretching, pulling or twisting of a muscle or tendon.

1st Degree — A stretching but no tear of a muscle or tendon. Athlete may be able to continue to play or usually return to play in a few days.

2nd Degree — A partial tear of a muscle or tendon. Athlete will usually miss one to four weeks.

3rd Degree — A complete tear of a muscle or tendon. Depending upon muscle or tendon involved, surgery may be required. Athlete is usually out from six weeks up to six months.

Stress X-Ray — A continual x-ray taken when a portion of the body is stressed to its maximum to see if the ligaments are intact.

Stress Fracture — A hair-line type of break in bone caused by overuse.

Stretching — Any therapeutic maneuver designed to lengthen (elongate) pathologically shortened soft-tissue structures and thereby increase range of motion.

Subluxation — Partial dislocation of a joint. Term usually implies that joint can return to normal position without formal reduction.

Tendinitis — Inflammation of the tendon and/or tendon sheath, often caused by chronic overuse and/or sudden injury.

Turf Toe — Sprain of the metatarsophalangeal (MTP) joint of the great toe.

NEW ORLEANS SAINTS FACILITY



On April 15, 1996, a first in New Orleans Saints history occurred when the entire organization moved into the club's new facility, located at 5800 Airline Drive in Metairie. It marked the first time ever that Saints coaches, players and staff have been housed under one roof.

The two story, 65,000 square foot facility, which is situated on a 19.2 acre tract, contains three practice fields. Two, which are laid out symmetrically, are planted with Bermuda grass and are surrounded by an asphalt, half-mile running track. The third field is made up of 70 yards of artificial turf and 50 yards of grass. Also outside is a full-length basketball court.

The first floor is approximately 43,000 square feet, and serves primarily the needs of the players. It also consists of a reception area, ticket office, media workroom and storage areas.

The lockerroom, which is completely carpeted, contains 75 lockers, each 44 inches wide. Adjacent to the lockerroom are a players lounge and shower area that includes a built-in whirlpool and cold dip pool, sauna room and steam room. The training room consists of nine treatment tables, a three-man taping station, three therapeutic whirlpools, one Hydro Track and Biodex rehabilitation equipment. The equipment room, which includes a loading dock making it accessible for 18-wheeler tractor trailers, is 3,600 square feet. The weight room, also fully carpeted, is 4,050 square feet.

A 1,700 square foot auditorium which sits on the first floor, can seat 110 players for team meetings, and can be divided into two rooms. On either side of the auditorium, are eight smaller team meeting rooms.

Located on the second story are offices for coaches, player personnel, the video department and administrative staff. It has the capacity for an additional 23,000 square feet.

Directions to Saints Facility

From Airport: Turn left onto Airline Drive. Take Airline Drive for approximately 4-5 miles. Practice facility will be on the right.


From New Orleans/East: Take I-10 West to Clearview Parkway exit. Follow Clearview Parkway South to Airline Drive. Turn right onto Airline Drive. Take Airline Drive for approximately 1.2 miles. Practice facility will be on the left.

From Baton Rouge/West: Take I-10 East to Clearview Parkway exit. Follow Clearview Parkway South to Airline Drive. Turn right onto Airline Drive. Take Airline Drive for approximately 1.2 miles. Practice facility will be on the left.

THE ONLY THING MEN LOVE MORE THAN SPORTS.



4000 Series
Compact Utility Tractor



Gator® Utility Vehicle



LT133
Lawn Tractor

Nobody has a deeper bench than John Deere when it comes to lawn and garden equipment and utility vehicles. There's our durable 4000 Series Compact Utility Tractor. Handy attachments like the 7 Utility Cart. Our very own Gator Utility Vehicle. Hand-held products that make any job easier. And of course, the LT Series including the LT133 starting as low as \$1,999. See your John Deere dealer today. You'll love yourself for doing it.

www.deere.com



NOTHING RUNS LIKE A DEERE®

*Taxes, freight, setup and delivery not included. Available from participating dealers. Prices and models may vary by dealer.