



NEW ORLEANS SAINTS

WEEKLY MEDIA INFORMATION GUIDE

NEW ORLEANS SAINTS AT TAMPA BAY BUCCANEERS

JANUARY 5, 2025 @ RAYMOND JAMES STADIUM

GAME INFORMATION | ROSTERS | DEPTH CHART | STATISTICS | PLAYER MINIBIOS



WEEKLY RELEASE

NEW ORLEANS SAINTS



NEW ORLEANS SAINTS [5-11] AT TAMPA BAY BUCCANEERS [9-7]

GAME #17

SUNDAY, JANUARY 5, 2025 - 12:00 P.M. (CST)

RAYMOND JAMES STADIUM - TAMPA, FL.



THE MATCHUP

The New Orleans Saints [5-11] close the 2024 season on the road, traveling to take on the division-leading Tampa Bay Buccaneers [9-7] at Raymond James on Jan. 5. It is the latest regular season date that the Saints will play the Buccaneers and the first time they finish the regular season against each other since the 2017 campaign.

The Saints hold a 40-25 advantage in the series, the club's top winning percentage [.615] against an opponent the team has faced more than once. The Saints will look to even up their record at 4-4 since Interim Head Coach **Darren Rizzi** took the Saints reigns and looking to help him finish the season with a 2-1 road record.

Tampa Bay defeated the Saints 51-27 on Oct. 13 at the Caesars Superdome. The offensive matchup, the first career NFL start for Saints quarterback **Spencer Rattler** produced 78 combined points, tied for the second-highest total in the 65-game series. In the October meeting, Tampa Bay scored 24 unanswered points in the second half after trailing 27-24 at halftime, with New Orleans surrendering 595 total yards of offense despite snaring a season-high three interceptions and wide receiver/return specialist **Rashid Shaheed** returning a punt for 54 yards for a touchdown, the final contest he would appear in for the 2024 campaign after suffering a season-ending knee injury.

In the last ten regular season meetings between the Saints and Buccaneers, the Saints have a 6-4 edge, with only one of the contests being decided by a touchdown or less.

The Buccaneers need a win to clinch the NFC South. A Saints win combined with an Atlanta victory would deny Tampa Bay their playoff ticket.

After enduring a four-game losing streak from Oct. 21-Nov. 10, the Buccaneers have since won five of their last six games, including a 48-14 win over the Carolina Panthers on Sunday at Raymond James Stadium. Combined with a Falcons loss at the Washington Commanders, the Buccaneers moved into first place in the NFC South.

New Orleans enters the game ranked 20th in the NFL in total offense [14th rushing, 24th passing]. The Buccaneers come in ranked third in the league in total offense [fourth rushing, third passing]. On defense, the Saints rank 30th overall [30th rushing, 27th passing]. Tampa Bay is 22nd [fifth rushing, 30th vs. the pass].

This Week In The NFC South: The Atlanta Falcons [8-8] host the Carolina Panthers [4-12] on Sunday at noon CT.

CALLING THE ACTION

TV: FOX [WVUE FOX 8 locally] - Kevin Burkhardt [play-by-play], Tom Brady [color analyst] and Erin Andrews and Tom Rinaldi [sideline reporters]

LOCAL RADIO: WWL [870 AM and 105.3 FM] - Mike Hoss [play-by-play], Deuce McAllister [color analyst] and Jeff Nowak [sideline reporter]

SPANISH LANGUAGE RADIO: Tropical Radio [830 AM, 94.7 FM-Baton Rouge and 105.7 FM-New Orleans] - Mario Jerez [play-by-play], Juan Carlos Ramos [color analyst] and Victor Quinonez [sideline reporter]

THE HEAD COACHES



In his 32nd year of coaching, his 16th in the National Football League and sixth with the Saints, Darren Rizzi was named interim head coach of the New Orleans Saints on November 4, 2024. Rizzi has coordinated highly successful special teams units for the Miami Dolphins [2010-18] and Saints [2019-present]. He also added assistant head coach responsibilities in 2022 in New Orleans and also had associate head coach duties in Miami from 2017-18.

Rizzi's units have ranked in the top half of NFL writer Rick Gosselin's annual special teams rankings in 12 of the 13 full years that he has served as a coordinator, including first in 2019, fifth in both 2020 and 2021 and second in 2023. Since he entered the NFL coaching ranks in 2009, seven special teams players have been named to eight Pro Bowls under his tutelage. Rizzi has also coached six players to the NFL All-Rookie team in the past ten years.

Over his Saints coaching career, Rizzi's work on special teams have made the kicking game an integral part of New Orleans' success since 2019. Over that period, J.T. Gray's 81 tackles over that period rank first in the NFL. The punting game has produced the top three seasons in club history for punts inside-the-20-yard line. Since 2019, the Saints have excelled in the return game. Over the five-and-a-half season period, the team ranks seventh in the NFL in punt return average [10.3] and second in punt return touchdowns [3]. The coverage units have allowed the third-lowest punt return average [7.1].

Last season, New Orleans finished in the Top 10 in the NFL in 13-of-22 special teams categories, leading or sharing the lead in five of them and finishing second in two others.

A native of Hillsdale, N.J. and graduate of Bergen Catholic High School, Rizzi played tight end at Rhode Island, where he first walked on in 1988. He went on to tally 160 receptions for 2,426 yards [15.2 avg.] and 15 touchdowns in his collegiate career and was a consensus All-American in 1992, earning a degree in speech communications.

Rizzi and his wife, Tracey, have two daughters and three sons.



Todd Bowles is in his third season as head coach of the Buccaneers following three seasons as the team's defensive coordinator [2019-21]. Bowles has led the Buccaneers to consecutive NFC South titles, becoming the first coach in team history to lead the Buccaneers to consecutive playoff appearances and consecutive division titles in his first two seasons.

In 2023, led by first-team All-Pro S Antoine Winfield, Bowles was the play-caller for a defense that finished top 10 in the NFL in points allowed per game [19.1], sacks [48], rushing yards per game [95.3], yards per carry [3.8], red-zone efficiency [42.6 percent], goal-to-go efficiency [58.6 percent] and turnover margin [plus-8]. On offense, newly signed QB Baker Mayfield put together career-highs in passing yards [4,044], passing touchdowns [28] and completion percentage [64.3]. The signal-caller finished in the NFL's top 10 in passing touchdowns [seventh], passing yards [ninth] and completions [10th]. He was one of two players to finish the season with 28-or-more passing touchdowns and 10-or-fewer interceptions, and became the second player in club history to throw for 4,000 yards, 25-or-more touchdowns and 10-or-fewer interceptions. Named the Pro Football Writers Association's Most Improved Player, Mayfield led a Buccaneers offense that saw year-over-year increases in points scored, point differential, turnover margin, passing touchdowns, passer rating, net yards per pass attempt, third-down conversion rate, fourth-down conversion rate and time of possession. Mayfield helped wide receivers Mike Evans and Chris Godwin each produce 1,000-yard seasons for the third consecutive year - the only set of wide receivers in the NFL to do so. On top of leading the league in receiving touchdowns, Evans reached the 1,000-yard mark for the 10th consecutive season - the longest such streak to begin a career and the second-longest streak overall in league history. Additionally, Tristan Wirfs made his third Pro Bowl in his first season as a left tackle after switching from right tackle.

Personal: Born in Elizabeth, N.J., he and his wife, Taneka, have three sons, Todd Jr., Troy and Tyson.

STATISTICAL COMPARISON

2024 Regular Season League Rankings

	Saints	Tampa Bay
Record	5-11	9-7
Scoring Avg. [NFL Rank]	19.9 [23]	29.7 [4]
Opp. Scoring Avg. [NFL Rank]	23.2 [18]	22.9 [17]
Total Off. [NFL Rank]	321.9 [20]	399.9 [3]
Rushing Off. [NFL Rank]	118.1 [14]	147.3 [4]
Passing Off. [NFL Rank]	203.8 [24]	252.6 [3]
Total Def. [NFL Rank]	379.0 [30]	344.9 [22]
Rushing Def. [NFL Rank]	139.1 [28]	99.9 [18]
Passing Def. [NFL Rank]	239.9 [27]	244.9 [30]
Punt Return Avg. [NFL Rank]	12.7 [4]	8.0 [25]
Kickoff Return Avg. [NFL Rank]	27.0 [18]	26.0 [25]
Turnover Margin [NFL Rank]	-3 [17]	-4 [18]
Possession Avg.	28:10	31:59
Touchdowns	36	56
Penalties	102	96
Penalty Yards	926	749
Opp. Penalties	103	88
Opp. Penalty Yards	869	820

SERIES HISTORY

The Saints and Buccaneers first met in 1977. New Orleans has posted a 40-25 regular season record vs. Tampa Bay, the club's best winning percentage [.615] vs. an opponent they've played at least 17 games against:

In the 65 regular season games of the series there has been:

- 2,183 points scored by New Orleans, 1,241 allowed.
- A seven-game regular season New Orleans winning streak from 2011-2014 and from 2018-2021.
- An 18-10 record for the Saints in games played in Tampa.

- 28 games decided by double-digits.
- Eight games decided by 21 or more points.
- 34 games decided by seven points or less.
- A 41-point win by New Orleans on December 16, 2012, the club's first shutout against the Buccaneers.
- Since both clubs joined the NFC South in 2002, New Orleans has swept the regular season series eight times, the last in 2021.

SUPERLATIVES

RUSHING YARDAGE vs. TAMPA BAY [100+yards]

- RB **Rueben Mayes** - 24 carries for 172 yards, @ the Louisiana Superdome, Oct. 19, 1986
- RB **Chris Ivory** - 15 carries for 158 yards, @ Raymond James Stadium, Oct. 17, 2010
- RB **Craig Heyward** - 20 carries for 155 yards, @ the Louisiana Superdome, Nov. 11, 1990
- RB **Deuce McAllister** - 15 carries for 123 yards, @ the Louisiana Superdome, Oct. 8, 2006
- RB **George Rogers** - 23 carries for 120 yards, @ the Louisiana Superdome, Nov. 29, 1981
- RB **Deuce McAllister** - 26 carries for 110 yards, @ Raymond James Stadium, Nov. 2, 2003
- RB **Deuce McAllister** - 31 carries for 109 yards, @ Raymond James Stadium, Sept. 9, 2002
- RB **Deuce McAllister** - 21 carries for 102 yards, @ the Louisiana Superdome, Oct. 10, 2004

PASSING YARDAGE vs. TAMPA BAY [300+yards]

- QB **Drew Brees** - 37-of-45 for 439 yards and three TDs, @ Mercedes-Benz Superdome, Sept. 9, 2018.
- QB **Drew Brees** - 29-of-45 for 383 yards and one TDs, @ Raymond James Stadium, Oct. 16, 2011.
- QB **Drew Brees** - 24-of-31 for 381 yards and four TDs, @ Mercedes-Benz Superdome, Dec. 29, 2013
- QB **Drew Brees** - 27-of-37 for 377 yards and four TDs, @ Raymond James Stadium, Oct. 21, 2012.
- QB **Drew Brees** - 35-of-57 for 371 yards and two TDs, @ Mercedes-Benz Superdome, Oct. 5, 2014.
- QB **Drew Brees** - 23-of-32 for 343 yards and three TDs, @ Louisiana Superdome, Sept. 7, 2008.
- QB **Ken Stabler** - 29-of-43 for 333 yards @ the Louisiana Superdome, Dec. 5, 1982.
- QB **Drew Brees** - 26-of-46 for 322 yards and one TD, @ Raymond James Stadium, Sept. 15, 2013.
- QB **Drew Brees** - 24-of-32 for 314 yards and three TDs, @ Raymond James Stadium, Nov. 5, 2006.

CONTINUED ON NEXT PAGE

SUPERLATIVES

SUPERLATIVES (Cont.)

PASSING (cont.)

- QB **Drew Brees** - 24-of-32 for 314 yards and three TDs, @ Raymond James Stadium, Nov. 5, 2006.
- QB **Teddy Bridgewater** - 26-of-34 for 314 yards and four TDs, @ Mercedes-Benz Superdome, Oct. 6, 2019.
- QB **Drew Brees** - 31-of-41 for 312 yards and two TDs, @ Raymond James Stadium, Dec. 13, 2015.
- QB **Drew Brees** - 26-of-39 for 307 yards and four TDs, @ Mercedes-Benz Superdome, Dec. 16, 2012.

RECEIVING YARDAGE vs. BUCCANEERS (100+ yards)

- WR **Michael Thomas** - 11 receptions for 182 yards, @ Mercedes-Benz Superdome, Oct. 6, 2019.
- WR **Michael Thomas** - 16 receptions for 180 yards, @ Mercedes-Benz Superdome, Sept. 9, 2018.
- TE **Jimmy Graham** - 10 receptions for 179 yards, @ Raymond James Stadium, Sept. 15, 2013.
- TE **Jimmy Graham** - Seven receptions for 124 yards, @ Raymond James Stadium, Oct. 16, 2011.
- WR **Marques Colston** - 11 receptions for 123 yards, @ Raymond James Stadium, Nov. 5, 2006.
- WR **Willie Snead IV** - Seven receptions for 122 yards, @ Raymond James Stadium, Dec. 13, 2015.
- WR **Lance Moore** - Nine receptions for 121 yards, @ Raymond James Stadium, Oct. 21, 2012.
- WR **Marques Colston** - Seven receptions for 118 yards, @ Raymond James Stadium, Oct. 16, 2011.
- WR **Joe Horn** - Nine receptions for 118 yards, @ the Louisiana Superdome, Dec. 7, 2003.
- WR **Michael Thomas** - eight receptions for 114 yards, @ Raymond James Stadium, Nov. 7, 2019.
- RB **Reggie Bush** - eight receptions for 112 yards, @ Louisiana Superdome, Sept. 7, 2008.
- WR **Marquez Callaway** - six receptions for 112 yards, @ Raymond James Stadium, Dec. 19, 2021.
- WR **Devery Henderson** - Three receptions for 111 yards, @ Raymond James Stadium, Nov. 5, 2006.
- WR **Marques Colston** - Six receptions for 106 yards, @ Raymond James Stadium, Nov. 30, 2008.
- WR **Joe Horn** - Eight receptions for 108 yards, @ Raymond James Stadium, Sept. 9, 2002.
- WR **Joe Horn** - Five receptions for 106 yards, @ the Louisiana Superdome, Dec. 1, 2002.
- WR **Eric Martin** - Two receptions for 101 yards, @ the Louisiana Superdome, Dec. 6, 1987.

SACKS vs. BUCCANEERS (3+)

- LB **Pat Swilling** - four sacks @ Tampa Stadium, Nov. 11, 1990.
- DE **Bruce Clark** - three sacks, @ Superdome, Sept. 9, 1984.
- LB **Darion Conner** - three sacks, @ Houlihan's Stadium, Sept. 18, 1994.
- DE/DT **Willie Whitehead** - three sacks, @ Raymond James Stadium, Nov. 2, 2003.

SERIES FAST FACTS

Saints' Largest Margin of Victory: 41 points, Saints won 41-0 on 12/16/12 at Mercedes-Benz Superdome.

Buccaneers' Largest Margin of Victory: 27 points, Buccaneers won 48-21 on 12/23/01 at Raymond James Stadium.

Current Series Streak: Buccaneers won last game, 10/13/24-present].

New Orleans' Longest Winning Streak: Seven games, 11/16/11-11/28/14 and 12/9/18-12/19/21.

Buccaneers' Longest Win Streak: Three games, 9/18/22-10/1/23.

Most Points by Saints in a Game: 44 points, Saints won 44-34 on 12/6/87 at the Louisiana Superdome.

Most Points by Tampa Bay in a Game: 51 points, Tampa Bay won 51-27 on 10/13/24 at Caesars Superdome.

Most Combined Points (Both Teams): 88 points, Buccaneers won 48-40 on 9/9/18 at the Mercedes-Benz Superdome.

Fewest Points by Saints in a Game: Three points, Buccaneers won 10-3 on 12/4/05 at Tiger Stadium.

Fewest Points by Buccaneers in a Game: 0 points [two times], Saints won 41-0 on 12/16/12 at the Mercedes-Benz Superdome and Saints won 9-0 on 12/19/21 at Raymond James Stadium.

Fewest Combined Points (Both Teams): 9 points, Saints won 9-0 on 12/19/21 at Raymond James Stadium.

CONNECTIONS

Saints WR **Marquez Valdes-Scantling** prepped at Lakewood (St. Petersburg, Fla.) and played the final three years of his college career at the University of South Florida. Valdes-Scantling and Buccaneers G **Royce Newman** were teammates in Green Bay in 2021...Saints Assistant Special Teams Coach **Phil Galiano** served as special teams coordinator in Tampa Bay from 2012-13...New Orleans Defensive Coordinator **Joe Woods** served as a defensive quality control coach in Tampa Bay from 2004-05...Saints DE **Isaiah Foskey** was teammates at Notre Dame with Buccaneers OL **Robert Hainsey**...Buccaneers WR **Sterling Sheperd's** late father, Derrick Sheperd played for the Saints in 1989. Saints WR **Dante Pettis** and C/G **Shane Lemieux** palyed with Sheperd and Buccaneers G **Ben Bredeson** with the New York Giants. Saints LB **Demario Davis** and DT **Nathan Shepherd** played for Tampa Bay Head Coach **Todd Bowles** and Run Game Coordinator/Defensive Line **Kacy Rodgers** with the New York Jets. Saints Interim Head Coach **Darren Rizzi**, Bowles, Rodgers and Tampa Bay Outside Linebackers Coach **George Edwards** served on the same Miami Dolphins coaching staff. Bowles served as defensive coordinator & secondary coach at Grambling State from 1998-99...New Orleans WR **Bub Means** and Buccaneers DT **Calijah Kancey** were college teammates at Pittsburgh. Shepherd played with Buccaneers K **Chase McLaughlin** and S **Jordan Whitehead** were teammates with the Jets in 2022...New Orleans S **Tyrann Mathieu** was teammates in Arizona with Tampa Bay Pass Game Coordinator/Inside Linebackers **Larry Foote** and Assistant Secondary Coach **Rashad Johnson**...Buccaneers WR **Trey Palmer** was a standout at Kentwood (La.) HS, played at LSU from 2019-21 as a member of their 2019 national championship team, where he played with Saints RB **Clyde Edwards-Helaire**...Saints DB **Jordan Howden** played with Buccaneers S **Antoine Winfield Jr.**, RB **Bucky Irving** and TE **Ko Kieft** at the University of Minnesota...Saints Vice President/Player Engagement **Fred McAfee** played for Tampa Bay in 1999...Tampa Bay Offensive Line Coach **Kevin Carberry** served as assistant offensive line coach in New Orleans in 2023...New Orleans **CB Kool-Aid McKinstry** and Tampa Bay **LB Chris Braswell** were college teammates at the University of Alabama.

Saints DE **Payton Turner** and Buccaneers DE **Logan Hall** were college teammates at the University of Houston...New Orleans Tight Ends Coach **Clancy Barone**, Senior Offensive Assistant **Rick Dennison**, Quarterbacks Coach **Andrew Janocko**, Offensive Coordinator **Klint Kubiak** and Tampa Bay Outside Linebackers Coach **George Edwards** served on the same coaching staff with the Minnesota Vikings...Pettis and Tampa Bay TE **Cade Otton**, LB **Joe Tyrone-Shoyinka**...NT **Vita Vea** and NT **Greg Gaines** were college teammates at the University Washington. Pettis and Buccaneers T **Justin Skule** were teammates in San Francisco from 2019-20..Tampa Bay Defensive Quality Control Assistant **Joey Fitzgerald** served on the Southeastern Louisiana University coaching staff in 2017, served on Grantham's defensive staff at Florida in 2018 and served on the Louisiana-Monroe staff in 2019-20 and on the Northwestern State University staff in Tampa Bay Senior Offensive Assistant **Tom Moore** served as running backs coach of the Saints in 1997. Dennison and Buccaneers Special Teams Coordinator **Thomas McGaughey** served on the same Denver Broncos coaching staff from 2005-06. McGaughey served as special teams coordinator & defensive assistant at LSU from 2011-13, where he developed Mathieu into a first-team All-American return specialist in 2011, as well as his defensive exploits...Saints C/G **Cesar Ruiz** and Bredeson were college teammates at Michigan...Saints T **Landon Young** and Buccaneers S **Mike Edwards** were college teammates at Kentucky. Valdes-Scantling and Edwards were teammates in Kansas City in 2023 and in Buffalo in 2024.

PRONUNCIATION GUIDE

DB	Ugo Amadi [ooh-go uh-MAH-dee]
DT	Bryan Bresee [bruh-ZEE]
LB	Demario Davis [duh-MAR-ee-oh]
DE	Isaiah Foskey [FAW-skee]
T	Taliese Fuaga [tah-lee-ESS-ay Foo-AH-gah]
K	Blake Grupe [GROOP-ee]
QB	Jake Haener [HAY-ner]
RB	Clyde Edwards- Helaire [EE-lair]
TE	Dallin Holker [DAL-in HOLE-ker]
DB	Shemar Jean-Charles [John Charles]
RB	Alvin Kamara [kuh-Mare-UH]
DE	Tanoh Kpassagnon [tawn-oh pass-N-yo]
S	Tyrann Mathieu [ty-REN MATH-you]
TE	Foster Moreau [MORE-oh]
WR	Chris Olave [oh-LAH-vay]
DT	Khalen Saunders [KAWL-en]
LB	Nephi Sewell [KNEE-fy soo-ul]
WR/RS	Rashid Shaheed [rah-SHEED]
K	Charlie Smyth [Smith]
WR	Equanimeous St. Brown [eck-wah-nihm-ee-ous]
CB	Alontae Taylor [uh-LAWN-tay]
OL	Olisaemeka Udoh [OH-lee-suh-MEE-kah OO-doe]
WR	Marquez Valdes-Scantling [mar-KWEZ]

TRANSACTIONS (JULY 17-AUG. 14)

July

17 - Placed WR **Bub Means** on Non-Football Injury.

18 - Placed DE **Chase Young**, DE **Tanoh Kpassagnon**, LB **Nephi Sewell** and TE **Juwan Johnson** on Active/PUP, placed T **Ryan Ramczyk** on Reserve/PUP, placed WR **Chris Olave** on Non-Football Injury and activated WR **Bub Means** from Non-Football Injury.

20 - Agreed to terms with WR **Rashid Shaheed** on a one-year contract extension.

22 - Agreed to terms with WR **Kevin Austin Jr.**

23 - Activated WR **Chris Olave** from Non-Football injury and DE **Chase Young** from Active/PUP.

27 - Signed T **Chandler Brewer**. Waived G **Nouri Nouili**.

28 - Signed G **Tremayne Anchrum Jr.** and T **Jesse Davis**, placed T **Justin Herron** on Injured Reserve and waived OL **Mark Evans II**.

August

1 - Re-signed WR **Marquez Callaway** and waived/injured TE **Tommy Hudson**.

2 - Signed WR **Samson Nakua** and terminated the contract of QB **Nathan Peterman**.

3 - Signed TEs **Kevin Rader** and **Mason Fairchild**. Terminated contract of TE **Jesper Horsted**. Waived/injured WR **Jermaine Jackson** and placed TE **Tommy Hudson** on Injured Reserve.

4 - Placed WR **Jermaine Jackson** on Injured Reserve.

6 - Signed LB **Mike Rose** and waived/injured T **Chandler Brewer**.

7 - Re-signed OL **Mark Evans II**. Waived TE **Mason Fairchild**.

8 - Agreed to terms with LB **Pete Werner** on a three-year contract extension.

August

9 - Reached injury settlement with TE **Tommy Hudson**.

11 - Re-signed WR **Shaq Davis** and terminated the contract of WR **Marquez Callaway**.

13 - Signed CB **Kaleb Ford-Dement**. Waived FB **Zander Horvath**. Reached injury settlement with WR **Jermaine Jackson**.

14 - Re-signed TE **Mason Fairchild**. Waived DT **Kyler Baugh**.

TRANSACTIONS (AUG. 20-OCT. 17)**August**

20 - Signed CB **Joejuan Williams**, activated TE **Juwan Johnson** from the Physically Unable to Perform list and waived/injured C **Sincere Haynesworth**.

22 - Placed C **Sincere Haynesworth** on Injured Reserve.

23 - Signed DT **Camron Peterson**, re-signed LB **Andrew Dowell** and waived/injured DE **Trajan Jeffcoat**.

27 - Terminated contracts of S **Johnathan Abram**, S **Ugo Amadi**, G **Tremayne Anchrum Jr.**, T **Jesse Davis**, LBs **Andrew Dowell** and **Khaleke Hudson**, OL **Shane Lemieux**, WR **Stanley Morgan Jr.**, RB **James Robinson**, WR **Equanimeous St. Brown**, S **Roderic Teamer** and CB **Joejuan Williams**. Waived WR **Kevin Austin Jr.**, S **Millard Bradford**, WR **Shaq Davis**, OL **Mark Evans II**, T **Josiah Ezirim**, TE **Mason Fairchild**, P **Lou Hedley**, DT **Jack Heflin**, G **Kyle Hergel**, TE **Michael Jacobson**, DB **Shemar Jean-Charles**, S **Lawrence Johnson**, RB **Jacob Kibodi**, DE **Niko Lalos**, CB **Mac McCain**, WR **Samson Nacua**, LBs **Monty Rice** and **Mike Rose**, K **Charlie Smyth** and LB **Isaiah Stalbird**. Placed RB **Kendre Miller** [designated to return] and DT **Camron Peterson**, TE **Kevin Rader** and CB **Rejohn Wright** on Injured Reserve. Placed DE **Tanoh Kpassagnon** and LB **Nephi Sewell** on Reserve/PUP.

28 - Terminated contracts of DT **Kendal Vickers** and **Chandler Brewer**.

28 - Signed S **Johnathan Abram**, S **Ugo Amadi**, WR **Kevin Austin Jr.**, S **Millard Bradford**, T **Josiah Ezirim**, TE **Mason Fairchild**, G **Kyle Hergel**, LB **Khaleke Hudson**, TE **Michael Jacobson**, RB **Jacob Kibodi**, DE **Niko Lalos**, OL **Shane Lemieux**, K **Charlie Smyth**, LB **Isaiah Stalbird**, WR **Equanimeous St. Brown** and **Vickers** to the practice squad and reached injury settlements with C **Sincere Haynesworth** and DE **Trajan Jeffcoat**.

29 - Signed OL **Austin Deculus** and TE **Treyton Welch** to the practice squad and terminated the practice squad contract of TE **Mason Fairchild**.

September

3 - Reached injury settlement with TE **Kevin Rader**.

7 - Elevated LB **Khaleke Hudson** and DT **Kendal Vickers** to the active roster [standard].

11 - LB **Khaleke Hudson** terminated practice squad contract [signed with Cleveland Browns active roster] and signed DB **Shemar Jean-Charles** to the practice squad.

14 - Elevated DB **Ugo Amadi** and LB **Isaiah Stalbird** to the active roster [standard].

21 - Elevated LB **Isaiah Stalbird** to active roster [standard].

25 - Placed C/G **Erik McCoy** on Injured Reserve. Signed G **Shane Lemieux** to active roster from practice squad. Signed G **Chris Reed** to practice squad.

28 - Elevated G **Kyle Hergel** to active roster [standard].

October

1 - Signed WR **Jermaine Jackson** to practice squad. Terminated practice squad contract of RB **Jacob Kibodi**.

4 - Signed C **Connor McGovern** to active roster from N.Y. Jets practice squad. Waived WR **A.T. Perry**.

7 - Signed practice squad G **Kyle Hergel** to active roster. Elevated [standard] S **Johnathan Abram** and LB **Isaiah Stalbird** to active roster from the practice squad. Placed C **Shane Lemieux** on Injured Reserve.

12 - Activated RB **Kendre Miller** from Injured Reserve, elevated [standard] S **Johnathan Abram** and G **Chris Reed** to the active roster from the practice squad and placed DB **Will Harris** on Injured Reserve.

15 - Signed WR **Dante Pettis** to practice squad. Terminated practice squad contract of DB **Shemar Jean-Charles**.

17 - Signed practice squad WR **Jermaine Jackson** to the active roster, elevated [standard] S **Johnathan Abram** and WR **Equanimeous St. Brown** to the active roster from the practice squad and placed WR/RS **Rashid Shaheed** on Injured Reserve.

TRANSACTIONS (OCT. 22-DEC. 28)**October**

22 - Agreed to terms with RB **Alvin Kamara** on two-year contract extension. Signed WR **Marquez Valdes-Scantling**. Placed CB **Paulson Adebo** on Injured Reserve. Terminated practice squad contracts of S **Johnathan Abram** and G **Chris Reed**. Signed DB **Shemar Jean-Charles** and S **Roderic Teamer** to practice squad.

23 - Signed C **Sincere Haynesworth** to practice squad.

26 - Signed DB **Ugo Amadi** to active roster from practice squad. Waived RB **Jordan Mims** and elevated [standard] S **Roderic Teamer** and WR **Equanimeous St. Brown** to active roster from practice squad.

29 - Signed DB **Tre Herndon** and RB **Jordan Mims** to the practice squad. Terminated practice squad contract of C **Sincere Haynesworth**.

30 - Re-signed RB **Jacob Kibodi** to practice squad.

November

2 - Waived G **Kyle Hergel**. Placed WR **Bub Means** and RB **Kendre Miller** on Injured Reserve. Signed S **Millard Bradford**, DB **Shemar Jean-Charles** and RB **Jordan Mims** to active roster from practice squad. Elevated [standard] S **Roderic Teamer** and DB **Tre Herndon** from practice squad.

4 - Relieved Head Coach **Dennis Allen** of his duties. Named Assistant Head Coach/Special Teams Coordinator **Darren Rizzi** as interim head coach.

5 - Traded CB **Marshon Lattimore** and a fifth round pick in 2025 to Washington in exchange for a third, a fourth and a sixth round pick in 2025. Re-signed G **Kyle Hergel** to the practice squad and terminated the practice squad contract of DE **Niko Lalos**.

6 - Signed DT **Ryder Anderson**, DE **Trajan Jeffcoat** and RB **Xazavian Valladay** to the practice squad.

9 - Activated DB **Will Harris** and G/C **Shane Lemieux** from Injured Reserve, placed WR **Chris Olave** on Injured Reserve and elevated WRs **Kevin Austin Jr.** and **Dante Pettis** to active roster [standard elevations].

11 - Waived C **Connor McGovern**.

16 - Activated C **Erik McCoy** from Injured Reserve and LB **Nephi Sewell** from Reserve/PUP, waived WR **Jermaine Jackson** and elevated WRs **Kevin Austin Jr.** and **Dante Pettis** to active roster [standard].

19 - Signed WR **Jermaine Jackson** to the practice squad and placed DE **Trajan Jeffcoat** on Practice Squad Injured Reserve.

30 - Signed G **Kyle Hergel** to the practice squad from the active roster, waived S **Millard Bradford** and elevated WRs **Kevin Austin Jr.** and **Dante Pettis** to the active roster [standard elevations].

December

2 - Signed S **Millard Bradford** and C **Sincere Haynesworth** to practice squad. Terminated practice squad contract of RB **Jacob Kibodi**.

4 - NFL suspended S **Roderic Teamer** three games for violation of NFL's substance abuse policy.

6 - Placed TE **Taysom Hill** on Injured Reserve.

7 - Waived G **Kyle Hergel**. Activated RB **Kendre Miller** from Injured Reserve. Signed WRs **Kevin Austin Jr.** and **Dante Pettis** to active roster from practice squad. Placed OL **Nick Saldiveri** on Injured Reserve.

9 - Signed CB **Travion Fluellen** to practice squad.

10 - Signed G **Kyle Hergel** and QB **Ben DiNucci** to practice squad.

14 - Activated DE **Tanoh Kpassagnon** from Reserve/PUP and placed LB **D'Marco Jackson** on Injured Reserve.

18 - Signed RB **Clyde Edwards-Helaire** to practice squad and terminated practice squad contract of DT **Kendal Vickers**.

28 - Signed G **Kyle Hergel** and LB **Isaiah Stalbird** to the active roster from the practice squad, placed C **Erik McCoy** and OL **Lucas Patrick** on Injured Reserve and elevated RB **Clyde Edwards-Helaire** and T **Austin Deculus** to active roster [standard elevations].

2024 GAME SUMMARIES

WEEK 1: New Orleans Saints 47, Carolina Panthers 10; Sept. 8, 2024 @ Caesars Superdome - The New Orleans Saints, behind three **Derek Carr** touchdown passes, the power of two rushing touchdowns and four **Blake Grupe** field goals, defeated the visiting Carolina Panthers in a convincing 47-10 performance, at the Caesars Superdome. New Orleans dominated Carolina in all three phases of the contest.

The Saints jumped out to a 30-0 lead, scored on their first nine possessions (tying a club record for scores on consecutive possessions) and held the football for 36:39 in time of possession en route to the highest scoring total and most lopsided opening day victory in team history. New Orleans won their sixth consecutive season opener, a club record and the current longest opener winning streak in the National Football League

The New Orleans defense also displayed their mettle, allowing only 193 total net yards of offense by the Panthers and held Carolina to just one of ten third downs.

The Saints defense recorded three takeaways and CB **Alontae Taylor** became the first Saints defensive back to record three sacks in a contest, but fans were excited by the debut of a new-look offense that helped the Saints control the clock with a rushing game that gained 180 yards and two touchdowns largely behind **Alvin Kamara's** 83 yards. Carr completed 19-of-23 passes [82.6 pct.] for 200 yards with three touchdown passes, zero interceptions and a 142.5 passer rating. The New Orleans defense harassed Carolina QB **Bryce Young** all day, as he completed only 13-of-30 passes for 161 yards with two interceptions and a 32.8 passer rating.

- With the victory, the Saints improved to 23-35 in season openers and extend their club-record winning streak of season openers to six straight, currently the longest streak in the National Football League.

- WR/RS **Rashid Shaheed** led New Orleans with 73 receiving yards on three receptions [24.3 avg.] with one touchdown reception from 59 yards out, the longest play of the game. Including 60 punt return yards, sparked by a 47-yard runback and a 33-yard kickoff return, Shaheed finished with 163 all-purpose yards.
- 17 players made their Saints debuts: T **Taliese Fuaga**, G **Lucas Patrick**, LB **Willie Gay Jr.**, DB **Will Harris**, QB **Jake Haener**, WR **Cedrick Wilson Jr.**, CB **Kool-Aid McKinstry**, WR **Bub Means**, CB **Rico Payton**, P **Matthew Hayball**, LB **Khaleke Hudson**, LB **Anfernee Orji**, OL **Oli Udoh**, WR **Mason Tipton**, DTs **Kendal Vickers** and **Khristian Boyd** and DE **Chase Young**.

WEEK 2: New Orleans Saints 44, Dallas Cowboys 19; Sept. 15, 2024 @ AT&T Stadium - The Saints posted an impressive road victory at Dallas behind the powerful offensive firepower of RB **Alvin Kamara**, the arm of QB **Derek Carr**, the hands of WRs **Chris Olave** and **Rashid Shaheed** and two interceptions by the defense.

The Saints struck first on the opening drive as Carr led the offense down the field on a sequence end In the fourth quarter, Carr was intercepted on a tipped pass, but on the next play, New Orleans got the ball back on an interception by S **Tyrann Mathieu**, his second takeaway of the season. On the ensuing drive, New Orleans closed out the scoring in the contest with a 26-yard field goal by K **Blake Grupe**. Carr completed 11-of-16 passes for 243 yards with two touchdown throws and one interception, while scoring one rushing touchdown for a 125.0 passer rating. Kamara led the club in rushing with a game-high 115 yards on 20 carries with three touchdowns to go with two receptions for 65 yards, including a career-long 57-yard scoring grab on a screen pass. Shaheed led the Saints in receiving with four grabs for 96 yards with the deep touchdown, reaching the end zone in his third consecutive contest dating back to 2023.

CONTINUED ON NEXT PAGE

2024 GAME SUMMARIES

SAINTS AT COWBOYS (CONT.)

- The win marked the first time the Saints have won in Dallas since a 34-31 overtime victory on December 23, 2012.
- A stingy Saints run defense held the Cowboys to 68 yards rushing on 21 carries (3.2 avg.).
- The 91 points by New Orleans in their first two games are tied for the second-most in NFL history through the first two games of a season, behind the Saints' 93 point total in 2009.



WEEK 3: Philadelphia Eagles 15, New Orleans Saints 12; Sept. 22, 2024 @ Caesars Superdome - Philadelphia Eagles S **Reed Blankenship** intercepted Saints QB **Derek Carr** with 48 seconds left to preserve a 15-12 win in the Caesars Superdome.

The Saints had overcome an unsuccessful fourth-and-one conversion attempts and a 65-yard touchdown run by Eagles RB **Saquon Barkley** to take the lead in the fourth quarter with just over two minutes left, 12-7, with a field goal and a 13-yard touchdown connection from Carr and WR Chris Olave.

However, upon the Eagles getting the ball back, Philadelphia QB Jalen Hurts completed a pass to TE Dallas Goedert for a 61-yard gain and Barkley punched in a touchdown from four yards in to give Philadelphia their first lead of the day. The Eagles improved to 2-1, while the Saints fell to 2-1.

Carr completed 14-of-25 passes for 142 yards with a touchdown and an interception. Olave had six receptions for 86 yards, including a 13-yard touchdown. RB Alvin Kamara rushed for 87 yards and 40 yards receiving for 127 total yards from scrimmage.

DE **Carl Granderson** had 1.5 sacks and a forced fumble and DT **Bryan Bresee** tied a career-high with two takedowns. S **Tyrann Mathieu** had an interception, giving him takeaways in four straight games for the first time in his career dating back to the 2023 season finale. CB **Paulson Adebbo** led the team with a career-high ten solo tackles and one pass breakup.

- The loss snapped a four-game winning streak, and a four-game home win streak.
- For the third consecutive game, the Saints scored on their first offensive possession with the Grupe field goal. It marked the first time since Weeks 17 and 18 of the 2022 season and the 2023 season opener, that the Saints scored on their opening possession in three consecutive games.
- Mathieu's interception was the 35th of his career since coming into the league in 2013. He and Minnesota's Harrison Smith are tied as the NFL's interception leaders among active players.
- Dating back to Week 17 of the 2023 season, New Orleans has won the takeaway battle in five consecutive contests.

WEEK 4: Atlanta Falcons 26, Saints 24; September 29, 2024 @ Mercedes-Benz Stadium - Despite several significant injuries going into the contest and additional ones suffered by the team in-game, the Saints took the Falcons to the limit before dropping a 26-24 heartbreaker at Mercedes-Benz Stadium.

Atlanta K **Younghoe Koo's** 58-yard field goal with two seconds left was the difference. New Orleans rebounded from a fumbled punt return for a touchdown early in the first quarter to reach the end zone on rushing touchdowns by TE **Taysom Hill** on their first two offensive possessions, his first two scores of the season, before departing [abdomen].

Atlanta took the lead back in the second quarter at 17-14 on a 53-yard Koo field goal and a 44-yard **Troy Andersen** interception return for a touchdown. Koo added to the scoring with a 44-yard field goal midway through the third quarter and then **Blake Grupe** and Koo traded kicks with the Falcons taking the lead for the majority of the third and fourth quarters until QB **Derek Carr** engineered a nine-play, 42-yard drive ending with a one-yard touchdown run by RB **Alvin Kamara** with one minute left to pull ahead, 24-23. Atlanta rallied, as the Falcons gained 30 yards on a pass interference penalty to set up Koo's 58-yard kick. **CONTINUED ON NEXT PAGE**

2024 GAME SUMMARIES

WEEK 5: Kansas City Chiefs 26, New Orleans Saints 13; October 7, 2024 @ GEHA Field at Arrowhead Stadium - Despite missing five starters due to injuries, the Saints put forth a valiant effort in a 26-13 loss to the defending Super Bowl champion Chiefs on Monday Night Football, closing to within three points early in the fourth quarter before the Chiefs had a late ten-point scoring outburst.

After falling behind 10-0, New Orleans moved to within three points midway through the second quarter when QB **Derek Carr** found WR/RS **Rashid Shaheed** for a 43-yard touchdown pass to cap a seven-play, 74-yard drive.

But after Kansas City milked the clock for a 15-play, 44-yard drive that ended with a 34-yard field goal by **K Harrison Butker**, the Chiefs forced a quick three-and-out and drove down the field for a 28-yard field goal. The two successful kicks late in the second quarter gave the Chiefs a 13-7 halftime lead.

New Orleans rallied with a 37-yard interception return by DT **Khalen Saunders** that set up a six-yard touchdown connection between Carr and TE **Foster Moreau**, but the Chiefs then ran down the field in five-plays and 68 yards, extending their lead to ten on a three-yard rushing touchdown by rookie WR **Xavier Worthy**.

WEEK 6: Tampa Bay Buccaneers 51, New Orleans Saints 27; October 13, 2024 @ Caesars Superdome - With the Buccaneers evacuated to New Orleans for their practice week due to Hurricane Milton affecting Florida's gulf coast region, the Saints got caught in a storm of emotion and offensive production by Tampa Bay in a loss that dropped them to 2-4. Tampa Bay, who scored 24 unanswered points in the second half after trailing 27-24 at halftime, had 595 total yards of offense.

In the contest, QB **Spencer Rattler** made his first career NFL start in place of an injured **Derek Carr** [oblique]. Rattler completed 22-of-40 passes for 243 yards with a ten-yard touchdown pass to fellow rookie wide receiver **Bub Means** and two interceptions. Rattler also utilized his feet with four carries for 27 yards.

Buccaneers QB **Baker Mayfield** overcame three second quarter interceptions to complete 24-of-36 passes for 325 yards with four touchdown passes. He was aided by a ground game that added 277 yards and two touchdowns.

Mayfield and the Buccaneers jumped out to a 17-0 first quarter lead, but New Orleans rallied back. Special teams provided a spark to put the team back into it. WR/RS **Rashid Shaheed** returned a punt 54 yards for a touchdown early in the second quarter to put the Saints within seven, the second of his young three-year career. On Tampa Bay's next possession, CB **Paulson Adebo** intercepted Mafield and K **Blake Grupe** drilled a 29-yard field goal.

Two plays after the Grupe field goal, S **Johnathan Abram** intercepted a tipped pass and returned it 30 yards to the Tampa Bay ten-yard line. Rattler then connected with fellow rookie Means for a ten-yard touchdown to put New Orleans ahead 20-17. After Tampa Bay took the lead quickly on a Mayfield touchdown pass, the Saints responded with a seven-play, 70-yard drive that ended with a four-yard rushing touchdown by RB **Alvin Kamara** to give the Saints a 27-24 halftime lead.

The two clubs traded punts on the first two possessions of the third quarter, but on New Orleans' second possession of the quarter, Tampa Bay turned up the heat on Rattler with two straight sacks on first and second down, forcing a punt. On Tampa Bay's next drive, Mayfield connected with WR **Chris Godwin** on a 55-yard touchdown to give the Buccaneers the lead for good on the afternoon.

WEEK 7: Denver Broncos 33, Saints 10; October 17, 2024 @ Caesars Superdome - Difficulties on third down and a standout performance on the ground by the Broncos offense combined to give the Saints their fifth consecutive loss.

The Broncos and Saints traded punts on their first possessions. Denver scored when they got the ball back for their second possession on a 46-yard **Wil Lutz** field goal. Broncos LB **Cody Barton** then sacked Saints QB **Spencer Rattler** and forced him to fumble with the recovery by LB **Kwon Alexander**. at the Denver 45-yard line, setting up a 32-yard Lutz kick. The Saints were forced to punt on their first second quarter possession and Broncos QB **Bo Nix** engineered an eight-play, 86-yard drive that ended with an eight-yard touchdown run by RB **Javonte Williams** to give Denver a 13-0 lead.

2024 GAME SUMMARIES

BRONCOS VS. SAINTS (CONT.)



Nix matched a Saints field goal on his and Denver's next possession, successfully running a two-minute drill that gave the Broncos a 16-3 halftime lead following a 52-yard Lutz field goal.

Denver broke open the contest in the third quarter, where they forced three New Orleans punts and added on a 38-yard field goal by Lutz and a five-yard rushing touchdown by Williams to take a 26-3 edge going into the final period.

The Broncos scored their final points of the evening with just over four minutes remaining in the fourth quarter when CB **Ja'Quan McMillian** sacked Rattler and forced him to fumble, with the ball recovered by Barton and returned 52 yards for a touchdown. With QB **Jake Haener** entering the contest to allow Rattler to rest a hip pointer injury, New Orleans would achieve some offensive rhythm to end the contest when Haener engineered a 11-play, 79-yard drive that ended with a 12-yard touchdown pass to WR **Cedrick Wilson Jr.**, the second-year signal-caller's first career touchdown pass and the sixth-year wideout's first scoring grab as a Saint.

WEEK 8: Los Angeles Chargers 26, New Orleans Saints 8; October 27, 2024 @ SoFi Stadium - Los Angeles Chargers QB **Justin Herbert** threw two touchdowns and had a career-long 38-yard rush, while RB **J.K Dobbins** rushed for 57 yards and pounded in a score to erase an early 2-0 deficit in the Saints' return to Southern California, where they held the first portion of their training camp.

The early lead for New Orleans came on an aborted punt play, where LS **Josh Harris** fumbled the ball and when it was picked up by P **JK Scott**, TE **Taysom Hill** tackled him and forced him to fumble with the ball going out of the end zone for a safety. Late in the first quarter, Herbert carried for a 38-yard gain on a drive and the early Saints lead was erased by a 46-yard **Cameron Dicker** field goal on the first play of the second quarter. Los Angeles embarked on a 15-play, 90-yard drive that ended with a one-yard rushing TD by Dobbins, extended the lead to 9-2. New Orleans got the ball back with 1:37 left in the first half at their 30 and drove to cut the deficit to 9-5 on a 40-yard field goal by **Blake Grupe**.

The Chargers took a 16-5 lead on a 60-yard touchdown connection from Herbert to WR **Ladd McConkey**. New Orleans got the ball back and took advantage of a Chargers unnecessary roughness penalty, followed two plays later by a 14-yard completion from QB **Spencer Rattler** to WR **Chris Olave** to the Los Angeles 38. A holding penalty assessed to T **Trevor Penning** knocked New Orleans out of field goal range. The Saints forced a three and out, powered by a sack by DT **Khalen Saunders** and **Jake Haener** entered the contest in place of Rattler. Haener led New Orleans on eight-play drive that ended with a 43-yard field goal to put the Saints within eight.

On the next drive that led into the fourth quarter, Herbert connected with WR **Joshua Palmer** for a 45-yard gain, that set up a 29-yard field goal. The clubs then traded punts on their next two possessions, with the Saints eventually reaching Chargers territory on a drive powered by a 28-yard connection from Haener to Olave. However New Orleans was set back by a failed 44-yard field goal attempt by Grupe. On the next possession, the Chargers drove 66 yards in nine plays and McConkey hauled in a nine-yard TD pass from Herbert for a 26-8 lead with 3:22 remaining.

CONTINUED ON NEXT PAGE

2024 GAME SUMMARIES

SAINTS AT L.A. CHARGERS (CONT.)

Rattler was 12-of-24 passing for 156 yards and Haener completed nine-of-17 throws for 122 yards. Olave, caught eight passes for 107 yards in the team's first 100-yard receiving performance of the season and the ninth of his career.

Los Angeles out-gained New Orleans, 378-366. The Saints were 2-for-16 on third down conversions, while the Chargers were only 3-of-12 on third down attempts.

WEEK 9: Carolina Panthers 23, New Orleans Saints 22; November 3, 2024 @ Bank of America Stadium - An inspired effort on offense by RB **Alvin Kamara** was spoiled by Carolina RB **Chuba Hubbard's** game-winning 16-yard rushing touchdown with 2:18 remaining. The Saints were unable to drive within field goal range on their final possession. After two first quarter Saints field goals, the Panthers had staked a 7-6 lead midway through the second quarter with a three-yard touchdown connection from QB **Bryce Young** to rookie WR **Xavier Legette**.

New Orleans took the lead back on a seven-yard touchdown run by TE **Taysom Hill**, but Carolina moved back to within three with a 48-yard kick by K **Eddie Pineiro** with 38 seconds left in the first half. Coming out of halftime, the Panthers chewed up 5:05 off the clock on a nine-play, 86-yard drive that ended with a one-yard rushing touchdown by Hubbard. New Orleans answered and moved to with one one point on a 51-yard field goal by **Blake Grupe** and then the defense forcing a three-and-out.

In a drive that ran into the fourth quarter, New Orleans capitalized on the three-and out with starting field position at the 30-yard line and with Kamara accounting for 40 yards from scrimmage on the drive, QB **Derek Carr** found TE **Foster Moreau** for a 17-yard touchdown.

The clubs traded jabs for the rest of the game, starting with an acrobatic interception by Saints CB **Shemar Jean-Charles** making his first career pick in his first game started.

On the ensuing drive, New Orleans was plagued by two holding penalties that set them back at their 18-yard line. The Saints got back to their 46-yard line, but were forced to punt. New Orleans again forced a three-and-out, but a face mask penalty assessed to T **Trevor Penning** on their first play from scrimmage on the drive set them back at their 13-yard line and eventually forced a punt.

After two deep pass attempts by Young that went incomplete, the second-year passer connected with Legette for a 26-yard gain on third-and-ten to the New Orleans 38-yard line. On the next play, Saints LB **Demario Davis** was assessed a 22-yard pass interference penalty, setting up the 16-yard go-ahead run by Hubbard. On the two-point attempt, Young was sacked by Saints DE **Chase Young**.

Starting at their 20-yard line, New Orleans got off to a promising start by collecting 20 yards between a four-yard carry by Kamara and a 16-yard completion from Carr to TE **Juwan Johnson**. But a sack for a six-yard loss by Panthers DT **Charles Harris** set New Orleans back to third-and-16. However after Kamara gained back 12 yards on a screen, WR **Cedrick Wilson** was unable to grasp a pass intended for him near the sideline and the Panthers would prevail for their second victory of the season.



- Kamara tied his career-high with 155 yards rushing, 12 yards short of the franchise career rushing yardage record. It was his tenth-career 100-yard rushing performance. He had a career-best 215 total yards from scrimmage, the highest total in the NFL this season and the fifth-highest single-game total in Saints history.
- Hill's seven-yard rushing touchdown was the 41st total score of his career, putting him a tie for ninth place in club record books with RB Pierre Thomas.

2024 GAME SUMMARIES

WEEK 10: New Orleans Saints 20, Atlanta Falcons 17; November 10, 2024 @ Caesars Superdome - New Orleans broke a seven-game losing streak, holding on to defeat their division rivals as **Darren Rizzi** was successful in his debut as interim head coach.

New Orleans was led by an efficient and explosive performance through the air from **Derek Carr**, who completed 16-of-25 passes (64.0 pct.) for 269 yards with two touchdowns, zero interceptions and a 126.9 passer rating. Carr and WR **Marquez Valdes-Scantling** connected on two touchdowns.

Seeing his first significant action for the Black and Gold, Valdes-Scantling caught three passes for 109 yards (36.3 avg.). RB **Alvin Kamara** finished with 109 yards from scrimmage as he became the franchise's all-time rushing leader.

The New Orleans defense held the Falcons scoreless on four drives in the fourth quarter to allow Saints to maintain their lead. Three crucial fourth quarter splash plays took place. DE **Cameron Jordan** dropped QB **Kirk Cousins** to force a field goal attempt that was missed, S **Tyrann Mathieu** picked off Cousins in Saints territory and DE **Chase Young** dumped the signal-caller for a significant loss on a sack/forced fumble to preserve the victory.



Special teams also played an important role in the victory. DT **John Rideway III** blocked a 35-yard field goal attempt near the end of the second quarter, K **Blake Grupe** drilled both of his field goal attempts and P **Matthew Hayball** dropped four punts inside-the-20-yard line.

WEEK 11: New Orleans Saints 35, Cleveland Browns 14; November 17, 2024 @ Caesars Superdome - New Orleans won their second straight game after snapping a seven-contest losing streak the week before. TE **Taysom Hill** enjoyed a standout performance as the Saints rushed for a season-high 214 yards.

Hill captured NFC Offensive Player of the Week honors as he rushed seven times for a career-high 138 yards (career-high 19.7 avg.) and tied his career-high with three rushing touchdowns. Hill also had a significant impact in the passing game, as he caught a career-high eight passes for 50 yards and completed a pass for an 18-yard gain. On special teams, he returned a kickoff for 42 yards.

QB **Derek Carr** continued to be a model of efficiency since his return to health from an oblique injury, when he completed 21-of-27 passes (77.8 pct.) for 248 yards with touchdown passes to TE **Juwan Johnson** and WR **Marquez Valdes-Scantling** and a 129.6 passer rating. Valdes-Scantling continued his success in stretching the field since his Week Eight acquisition and expansion of his role, catching two passes for 87 yards, including a 71-yard scoring grab, aided by a key block by Johnson. Johnson finished with three receptions for 30 yards, including the fourth quarter, one-yard scoring grab. RB **Alvin Kamara** finished with 89 total yards from scrimmage.



The New Orleans defense held an opponent to under 20 points for the second consecutive week, led by a front seven that provided three sacks on the pass rush and held the Browns to only 66 yards rushing on 20 carries (3.6 avg.).

LB **Demario Davis** finished with 13 tackles and two passes defensed. DE **Carl Granderson** finished with four tackles, including two stops for loss and one sack. DT **Bryan Bresee** finished with 1.5 quarterback takedowns to increase his team-leading total to a career-high 5.5.

Special teams, the forte of Interim Head Coach **Darren Rizzi**, also held their own in the contest. WR **Dante Pettis** took over punt return duties and had a career-long to 53-yard return. All three of P **Matthew Hayball's** punts dropped inside-the-20-yard line. Second-year LB **Anfernee Orji** finished with two coverage tackles.

2024 GAME SUMMARIES

WEEK 13: Los Angeles Rams 21, New Orleans Saints 14; December 1, 2024 @ Caesars Superdome - With the opportunity to further close the gap in the NFC South division race on the line and a 6-0 first half lead, the Rams outscored the Saints 21-8 in the second half to walk away with a 21-14 win. The defeat dropped New Orleans to 4-8.

After the Rams deferred after winning the coin toss, the Saints drove 34 yards on 12 plays to set up a 54-yard field goal by K **Blake Grupe**. New Orleans then forced a three-and-out, getting the ball back at their 25-yard line following a punt. The Black and Gold responded with a productive drive to the Rams 18-yard line, however a 36-yard field goal attempt by Grupe went wide left. The Rams advanced all the way to Saints 25-yard line on the ensuing possession, but Los Angeles QB **Matthew Stafford** overthrew WR **Cooper Kupp** on fourth-and-four. The clubs then traded punts and on the last drive of the half, Saints QB **Derek Carr** moved New Orleans to the 36 again, where Grupe successfully knocked down his second 54-yard kick.

Los Angeles surged ahead on the first possession of the second half with a 11-play, 70-yard drive that chewed up 6:50. RB **Kyren Williams** punched in the touchdown on a four-yard run. The teams then traded punts and the Saints were stopped midfield on their last possession of the third quarter.

After S **Tyrann Mathieu** was forced to exit on the previous play, a 46-yard connection from Stafford to Rams WR **Demarcus Robinson** on the final play of third quarter, set up a three-yard touchdown between the duo to give the Rams a 14-6 edge.

Carr went to work on a six-play, 70-yard drive that ended with a 28-yard touchdown pass to WR **Marquez Valdez-Scantling**, followed by wideout **Dante Pettis** snaring a successful two-point conversion to tie the score at 14-14.

On special teams, Rams KR **Jordan Whittington** then returned a kickoff for 43 yards to the Los Angeles 44-yard line. Stafford then completed a 20-yard pass play to Rams WR **Tutu Atwell** to put them in Saints territory. A 13-yard pass interference penalty, helped set up a seven-yard touchdown from Stafford to Rams WR **Puca Nakua** to give Los Angeles the 21-14 lead.

Determined not to give the ball back to the Rams, Carr led a methodical drive with two third down conversions and a gutsy fourth down conversion by TE **Taysom Hill** on a play where he suffered a season-ending knee injury. New Orleans advanced to the red zone on a nine-yard scramble on third and one by Carr, but were stopped on four straight plays to allow the Rams to come away with the victory in a hard-nosed contest between two old NFC West rivals.

WEEK 14: Saints 14, New York Giants 11; December 8, 2024 @ MetLife Stadium - Late in the first quarter, QB **Derek Carr** took the Saints 98 yards in nine plays, capping the drive, when RB **Kendre Miller** powered through for an eight-yard rouchdown. On New York's first drive in the second quarter, the Giants reached the Saints 19-yard line, but DT **Bryan Bresee** kicked them out of the red zone with a sack, forcing a 43-yard field goal.



The Saints moved ahead by 11 points late in the third quarter, when a 32-yard Carr-to-tight end **Foster Moreau** pass set up a 11-yard touchdown from Carr to tight end **Juan Johnson**. The Giants move to within 11 points with 4:11 in the fourth quarter on a one-yard touchdown run by RB **Tyrone Tracy Jr.**, followed by a successful two-point conversion reception by WR **Malik Nabors**. After a three-and-out, where Carr was forced to depart the game with a concussion and hand injury, the Saints defense made a big play when LB **Demario Davis** picked off Giants QB **Drew Lock**. New York would get the ball back one more time advanced into the red zone on a 25-yard carry by Lock and a 23-yard completion to Nabors, but New Orleans held on when Bresee blocked a 35-yard field goal attempt by Giants K **Graham Gano** with 11 seconds remaining.

2024 GAME SUMMARIES

WEEK 15: Washington Commanders 20, New Orleans Saints 19; December 15, 2024 @ Caesars Superdome - The Saints hosted the Washington Commanders at the Caesars Superdome and lost by a final score of 20-19, following a valiant comeback. After the Commanders led 17-0 through the middle of the third quarter, the Saints went to work and chipped away at the deficit, with offense, defense and special teams all contributing.

With New Orleans trailing 14-0 in the third quarter with the Commanders in a third-and-one situation at the Saints one-yard line, DE **Cameron Jordan** sacked QB **Jayden Daniels** for a four-yard loss to force a 23-yard field goal. In his most productive contest of the season, Jordan finished with two takedowns, setting a new franchise mark with the 28th multi-sack game of his 14-year career.

Saints QB **Spencer Rattler** then entered the game in place of **Jake Haener** and engineered a six-play, 73-yard drive that ended with a 21-yard touchdown connection between WR **Cedrick Wilson Jr.** and RB **Alvin Kamara** to put the Saints on the scoreboard for the first time.

When the Commanders got the ball back, they suffered two tackles for a loss at the hands of LB **Demario Davis** and one sack from DE **Chase Young** to force a field goal.

Rattler then went to work on the 20-7 deficit engineering a pair of field goal drives despite the loss of Kamara to a groin injury.

When the Commanders got the ball back for the final time in the contest, New Orleans used a bend but don't break philosophy on defense that avoided big plays and eventually forced a field goal attempt from the 36-yard line that went wide right.

Rattler then drove the Saints down the field 56 yards on 11 plays in the final 1:55. RB **Kendre Miller** gained 28 yards on the ground, while Rattler, completed six passes, including a one-yard touchdown to TE **Foster Moreau**, with the Black and Gold finally falling short on a two-point conversion attempt.



WEEK 16: Green Bay Packers 34, New Orleans Saints 0; December 23, 2024 @ Lambeau Field - Little went right for the Saints in a shutout loss at Green Bay on Monday Night Football as the Packers rushed for 188 yards and three touchdowns.

Green Bay jumped out to a 21-0 halftime lead, as the Saints struggled on offense, with crucial mistakes hurting their chances in three trips into Packers territory. The Packers got the ball to start the game and QB **Jordan Love** engineered a ten-play, 63-yard drive that ended with a two-yard touchdown connection from Love to Packers WR **Dontayvion Hicks** to give Green Bay a 7-0 lead in the first quarter.

Saints WR **Dante Pettis** returned the kickoff 32 yards and the Saints advanced to the Green Bay 40-yard line, highlighted by a 12-yard completion from QB **Spencer Rattler** to TE **Foster Moreau**. New Orleans was going to try to convert on fourth down from the Green Bay 40-yard line, but a false start penalty on G **Lucas Patrick** created an untenable fourth-and-12 situation that forced a **Matthew Hayball** punt.

Even though Hayball backed the Packers up at their four-yard line, Love engineered a 17-play, 96-yard drive that chewed up 8:55 and ended with a two-yard rushing touchdown by RB **Josh Jacobs** with 11:43 remaining in the second quarter. A six-play, 67-yard drive, ending with a one-yard rushing touchdown by RB **Chris Brooks** with 6:28 left before halftime gave Green Bay a 21-0 advantage.

On the Saints' next drive, Rattler was sacked by Packers CB **Keisean Nixon** at the Green Bay 39-yard line and the fumble was picked up by DE **Rashan Gary** at the 34-yard line.

CONTINUED ON NEXT PAGE

2024 GAME SUMMARIES

NEW ORLEANS AT GREEN BAY (CONT.)

Green Bay added onto their lead in the third quarter and fourth quarter with 55- and 46-yard field goals by **K Brandon McManus**. Late in the fourth quarter, Green Bay RB **Emanuel Wilson** finished the scoring with a one-yard touchdown up the middle.

WEEK 17: Las Vegas Raiders 25, New Orleans Saints 10; December 29, 2024 @ Caesars Superdome - The Saints tight ends duo of Juwan Johnson and Foster Moreau helped support rookie quarterback **Spencer Rattler**, but it was overall a disappointing 2024 home finale for the Saints.

The Saints dropped a 25-10 decision at the Caesars Superdome in a contest that dropped them to 5-11 and 3-6 for their 2024 home slate.

Facing his former team who drafted him in 2019 and who played for them from 2019-22 in facing those things for the first time, tied his career-high with his fifth touchdown reception to also move into the team lead on the first play of the second quarter. He finished with three grabs for 47 yards, including the 30-yard touchdown.

Johnson led the team in receiving and receiving yardsage with six grabs for 66 yards to set a new season career-high 44 receptions, but the Saints were trailing 25-10 by the time he got his last three grabs.

Linebackers **Demario Davis** and **Pete Werner** each finished with 13 tackles each, but the New Orleans run defense struggled, giving up 156 yards, including 115 to Raiders running back **Ameer Abdullah**.

Las Vegas quarterback **Aiden O'Connell** passed for touchdowns to wide receivers **Jakobi Meyers** and **Tre Tucker**, while rookie tight end **Brock Bowers** finished with seven receptions for 77 yards. Las Vegas also got four field goals from kicker **Daniel Carlson**. The Raiders received the ball first and were headed to the end zone, when Davis stopped Abdullah on a rush short of the end zone following a replay review. Then the Saints forced a field goal on a goal line stand capped by a sack by defensive end **Cameron Jordan**.

The Saints got their only touchdown on the second possession of the contest. New Orleans took the ball at midfield on a 21-yard punt return by wide receiver **Dante Pettis**.

Running back **Kendre Miller** then rushed for four yards and caught a pass in the flat from Rattler for a 16-yard gain. The Saints second-year running back even participated in the trick play that went back to Rattler to connect with Moreau for a 30-yard touchdown.

Unfortunately there weren't enough of those kind of plays for the Dolphins on the day.

HONORS

WEEK 2: NFC Offensive Player of the Week, FedEx Ground Player of the Week and LFG (Tom Brady-FOX) Player of the Game Award - RB Alvin Kamara Made a significant impact in the running game and passing game in New Orleans' 44-19 win at the Dallas Cowboys. Kamara carried 20 times for 115 yards [5.8 avg.] with three touchdowns and caught two passes for 65 yards, including a career-long 57-yard touchdown.

WEEK 9: NFL Way To Play Award - DB Shemar-Jean Charles

Jean-Charles was honored for his first career interception, which he hauled in with 9:22 left to go in the fourth quarter of the Saints' game against the Carolina Panthers, ripping the ball right out of Panthers wide receiver Xavier Legette's hands. The Saints cornerback will receive a \$5,000 USA Football Equipment Grant from NFL Foundation for the youth or high school football program of his choice.

WEEK 11: NFC Offensive Player of the Week, FedEx Ground Player of the Week - TE Taysom Hill

Spearheaded a standout Saints offensive effort in a 35-14 victory over the Cleveland Browns on Nov. 17, where he carried seven times for career-high 138 yards [team record 19.7 avg.] with a career-high-tying three touchdowns, including a career-long 75-yard rush that ended in the end zone late in the fourth quarter. Hill also caught a career-high and club-best eight passes for 50 yards, completed a pass for a 18-yard gain and returned a kickoff 42 yards to finish with 188 total scrimmage yards and 230 all-purpose yards, both career-highs.

CONTINUED ON NEXT PAGE

HONORS

WEEK 14: NFC Special Teams Player of the Week, FedEx Ground Player of the Week - DT Bryan Bresee Blocked a 36-yard field goal attempt with 11 seconds left to preserve a 14-11 victory at the New York Giants on Dec. 8

WEEK 17: NFLPA Community MVP - QB Derek Carr

2024 Ed Block Courage Award Team Winner - LB Neph Sewell

Sewell was selected as the team winner for the Ed Block Courage award, which is given annually to a player from each National Football League team that has persevered through adversity.

2024 New Orleans Saints Man of the Year - DE Cameron Jordan

2024 team winner and team nominee for Walter Payton NFL Man of the Year for serving his local community, his charitable efforts and excellent play on the field. This is the third time in Jordan's 14-year playing career that he has been nominated.

SCHEDULE/RESULTS

REGULAR SEASON

Date	Opponent	Result
Sept. 8	CAROLINA PANTHERS	W, 47-10
Sept. 15	@ Dallas Cowboys	W, 44-19
Sept. 22	PHILADELPHIA EAGLES	L, 12-15
Sept. 29	@ Atlanta Falcons	L, 24-26
Oct. 7	@ Kansas City Chiefs	L, 13-26
Oct. 13	TAMPA BAY BUCS	L, 27-51
Oct. 17	DENVER BRONCOS	L, 10-33
Oct. 27	@ L.A. Chargers	L, 8-26
Nov. 3	@ Carolina Panthers	L, 22-23
Nov. 10	ATLANTA FALCONS	W, 20-17
Nov. 17	CLEVELAND BROWNS	W, 35-14
Dec. 1	LOS ANGELES RAMS	L, 14-21
Dec. 8	@ New York Giants	W, 14-11
Dec. 15	WASHINGTON COMMANDERS	L, 19-20
Dec. 23	@ Green Bay Packers	L, 0-34
Dec. 29	LAS VEGAS RAIDERS	L, 10-25
TBD	@ Tampa Bay Bucs	Jan. 5/12:00

TEAM NOTES

EVANS INDUCTED INTO SAINTS RING OF HONOR ON NOVEMBER 17 AND FORMER STANDOUT SELECTED AS FINALIST FOR PRO FOOTBALL HALL OF FAME'S CLASS OF 2025.

Former New Orleans Saints guard Jahri Evans was inducted into the club's Ring of Honor during a half-time ceremony of the November 17 win over the Cleveland Browns. On Saturday, December 28, he was selected as one of 15 finalists for the Pro Football Hall of Fame's Class of 2024.

Evans, 6-4, 318, was originally a fourth round draft pick (108th overall) of the Saints in 2006 out of Bloomsburg and developed into an anchor for one of the most dominant offenses in NFL history during his tenure with the Saints. The Philadelphia, Pa. native started all 169 regular season games he played in at right guard and all of the team's ten postseason contests during that period, including all three during the 2009 campaign when the Saints captured Super Bowl XLIV.

A five-time *Associated Press* All-Pro (2009-13), Evans was selected first-team four times, twice as much as any other Saint. Evans was selected to six straight Pro Bowls (2009-14) and was named to the Pro Football Hall of Fame's 2010's All-Decade Team. During his 11-year tenure, the Saints were ranked first in the NFL in total offense (net yards per game) six times (2006, 2008-09, 2011, 2014 and 2016) and in scoring (points per game) twice (2008-09). The 274 sacks surrendered by the Saints offensive line from 2006-16 were the lowest total in the NFL over the period and the unit was recognized twice (2009 and 2011) as the winner of the Madden Protector Offensive Line Award.

Evans closed out his playing career starting 14 games at right guard for the Green Bay Packers in 2017, finishing with 183 total games played/started. A Pro Football Hall of Fame semifinalist in 2023, finalist in 2024, he has reached the finalist process again for 2025. Evans began his coaching career as an offensive assistant for the Saints in 2023.

SAINTS AT BUCCANEERS

FAMILY TIES

Numerous Saints players, coaches and administrators are not the only members of their families to make a name for themselves in pro football. 17 Saints players, coaches or front office staff have relatives who have played, coached or served in the front office in the NFL.

Offensive Coordinator Klint Kubiak - Father, Gary, played quarterback for the Denver Broncos from 1983-91 and served as an assistant for 15 years for Denver, San Francisco and Minnesota. Gary Kubiak was head coach of the Houston Texans from 2006-13 and the Denver Broncos from 2015-16, including the Super Bowl 50 champions. Brother Klay, serves as the 49ers passing game specialist. Brother Klein works in the Dallas Cowboys player personnel department.

Senior Vice President/Asst. General Manager-College Personnel Jeff Ireland - Stepson of Chiefs Hall of Fame linebacker/center E.J. Holub. Grandson of Philadelphia Eagles running back and Chicago Bears personnel executive Jim Parmer.

National Scout Terry Wooden - Brother, JoJo is Senior Director of Player Personnel for the Las Vegas Raiders.

Quarterback Derek Carr - Older brother, David was the No. 1 overall pick in the 2002 NFL Draft by the Houston Texans and played quarterback in the league for 11 seasons with Houston, Carolina, the New York Giants and San Francisco. Uncle, Lon Boyett, played tight end for Tampa Bay, the Raiders and San Francisco.

Linebacker Demario Davis - Cousin of the late Steve McNair, the standout quarterback for the Tennessee Titans (1995-2005) and Baltimore Ravens (2006-07).

Tight End Taysom Hill - Brother-in-law, David Nixon, played linebacker and on special teams for the Oakland Raiders (2009), Houston Texans (2010) and St. Louis Rams (2010-11).

Tight End Juwan Johnson - Brother, George, played defensive end for eight years in the NFL with the Tampa Bay Buccaneers, Minnesota Vikings, Detroit Lions and Saints.

Defensive End Cameron Jordan - Father, Steve, had a prolific 13-year career at tight end for the Minnesota Vikings, with six Pro Bowl selections, being inducted into their Ring of Honor.

Center/guard Erik McCoy - Cousin of former Dolphins and Buccaneers running back Jorvorski Lane.

Linebacker Nephi Sewell - One brother Penei, is a member of the Detroit Lions after getting selected seventh overall in the 2021 NFL Draft. Another brother, Noah, was selected by the Chicago Bears in the fifth round of the 2023 NFL Draft.

Practice Squad wide receiver Equanimeous St. Brown - Younger brother, Amon-Ra, plays wide receiver for the Lions.

Linebacker Pete Werner - Father, Greg, played nine games at tight end and on special teams for the New York Jets in 1989 and went to training camp with the Philadelphia Eagles in 1990.

Wide receiver Cedrick Wilson Jr. - Father, Cedrick Sr., is a former National Football League wideout, who played for seven years in the league, including a Super Bowl championship with the Pittsburgh Steelers.

Area Scout Joey Vitt - Father, Joe Vitt, is a long-time NFL assistant coach, who served as assistant head coach/linebackers of the Saints from 2006-16 and also had coaching stints with the Seattle Seahawks, Baltimore Colts, Los Angeles/St. Louis Rams, Kansas City Chiefs, New York Jets and Denver Broncos.

Area Scout Matt Phillips - Father, Ted Phillips, worked in the Chicago Bears front office from 1983-2022, including serving his last 24 years as team president.

SAINTS AT BUCCANEERS

ROSTER FACTS AND FIGURES (53-MAN ROSTER)

Oldest Saints Player: Linebacker Demario Davis, 35, 1/11/89

Youngest Saint: Cornerback Kool-Aid McKinstry, 22, 9/30/02

Most Seasons as a Saint: Defensive End Cameron Jordan - 14

Most NFL seasons: Jordan - 14

Most consecutive starts: Safety Tyrann Mathieu, 50

Consecutive games played: Longsnapper Zach Wood, 131

Most playoff experience: Jordan and Mathieu, 11 games

Heaviest Saint: Tackle Trevor Penning, 325

Tallest Saint: Tackles Landon Young and Trevor Penning, 6-7

Shortest Saint: Kicker Blake Grupe, 5-7

Former first round draft picks: 7 - Defensive Tackle Bryan Bresee, Tackle Taliese Fuaga, Jordan, Penning, Center/Guard Cesar Ruiz and Defensive Ends Payton Turner and Chase Young.

Pro Bowlers: 7 - QB Derek Carr, LB Demario Davis, DB J.T. Gray [special teams], Jordan, RB Alvin Kamara, Mathieu and Young.

College with the most Saints: 3, three schools - Oregon - [DB Ugo Amadi, TE Juwan Johnson and C/G Shane Lemieux], Fresno State - [Carr, QB Jake Haener and RB Jordan Mims] and Notre Dame - [QB Kevin Austin Jr., DE Isaiah Foskey and K Blake Grupe].

MY HOMETOWN

New Orleans Saints players [53-man player roster] come from 22 states, two from Ontario, Canada and one from Australia. Of the players on the team's roster, California [QB Derek Carr, DEs Isaiah Foskey and Carl Granderson, QB Jake Haener, DB Jordan Howden, RB Jordan Mims, WR Dante Pettis, FB Adam Prentice and RB Jamaal Williams] claims the most with eight.

ROSTER ROLL CALL

On the Saints 53-man roster as of Dec. 29, 31 were on the active roster, a reserve list of the practice squad at the end of the 2023 season. Among newcomers, the roster includes eight unrestricted free agents, three veteran free agents, one trade acquisition, six draft picks and five rookie free agents.

Of the players, 23 have less than four years of previous NFL experience, including nine rookies. The following is a breakdown of New Orleans' roster by years of experience (year entering): 14 years - 1, 13 years - 1, 12 years - 1, 11 years - 1, 8 years - 5, 7 years - 5, 6 years - 6, 5 years - 5, 4 years - 5, 3 years - 3, 2 years - 6, 1 year - 3, rookies - 11.

HIGHER EDUCATION

39 colleges and universities are represented on the Saints' 53-man roster. Of that total, 12 are represented by multiple Saints, three from Oregon, Notre Dame and Fresno State and two from Boston College, Ohio State, Mississippi State, LSU, Notre Dame, Tennessee, Northern Iowa, South Carolina and Vanderbilt.

POINTS PER GAME

The Saints' 91 points through Week Two were tied for the second-most points by a team with the 1971 Dallas Cowboys through the first two games of a season since the 1970 AFL-NFL merger and behind the 2009 Saints [93].



LARGEST POINT TOTALS THROUGH THE FIRST TWO GAMES OF A SEASON SINCE 1970

Team	Year	Pts.
1. New Orleans	2009	93
2t. New Orleans	2024	91
2t. Dallas	1971	91

SAINTS AT BUCCANEERS

BUCKING THE ODDS

The Saints have a long tradition of finding players as free agents signed after the draft that make an impact immediately or after developing their careers initially on the practice squad. Several undrafted Saints on the roster play key roles on offense, defense and special teams, including six undrafted rookies who are on the 53-man roster.


Over the past 21 years, the Saints [2018-22: DB **J.T. Gray**, WR/RS **Deonte Harty** and WR/RS **Rashid Shaheed**] and San Diego/Los Angeles Chargers [2003: G **Kris Dielman**, TE **Antonio Gates** and WR **Kasim Osgood**] are the only two teams to have three players signed as undrafted free agents be selected to a Pro Bowl for the team that originally signed them.

Originally signed as an undrafted free agent in 2018, spending part of his rookie season on the practice squad, Gray's 91 special teams tackles since 2019 rank first in the NFL, as he has been selected as both an AP first-team All-Pro and Pro Bowler. In 2024, the special teams captain is ranked first on the team with a career-high 26 stops as the first Saint to reach 25 tackles since the 2000 campaign [RB Fred McAfee-30] and had a blocked punt on Sept. 22 vs. Philadelphia, adding three defensive tackles and one forced fumble.

DE **Carl Granderson** joined the club in 2019 as an undrafted free agent out of Wyoming and has appeared in 87 games with 40 starts, posting 235 tackles [136 solo], 28.5 sacks for a loss of 183 yards, five passes defended, four forced fumbles and two recoveries, one blocked field goal and one blocked extra point. He has opened all 16 games in 2024 and has recorded 56 tackles [33 solo], 5.5 sacks, eight stops for loss, three passes defended, one forced fumble and one blocked extra point.



Joining New Orleans following the 2023 NFL Draft, after a graduate transfer season at Notre Dame and playing the first four years of his college career at Arkansas State, K **Blake Grupe** won a pre-season competition to handle placekicking duties and in two seasons, has drilled 53-of-64 field goal attempts [82.8 pct.], including 23-of-27 kicks [85.2 pct.] in 2024 with a career-long of 57 yards in the season-opening win over Carolina. Dating back to the Dec. 17, 2023 win over the New York Giants until a fourth quarter miss on Oct. 27 at the Los Angeles Chargers, Grupe had made 19 consecutive field goals, the longest streak of his career and tied for sixth-longest in franchise history. With two 54-yard kicks on Dec. 1 vs. the Los Angeles Rams, Grupe has drilled 2 50+ yard kicks through the uprights in two contests in 2024.



New Orleans signed P **Matthew Hayball** out of Vanderbilt following the NFL Draft. The West Adelaide, Australia native finished as Vandy's all-time leader in punting average [46.5] and was a consensus second-team All-American in 2023, when he ranked seventh nationally in net [43.1]. Hayball won a training camp competition to secure the job. In ten games, he has punted 72 times with a 40.3 net punting average, with his club-record 39 inside the 20-yard line, ranked first in the NFL.

Signing with New Orleans following the 2024 NFL Draft, G **Kyle Hergel** appeared in 57 games with 56 starts along the offensive lines to North Dakota [2018-21], Texas State [2021-22] and Boston College [2023]. An honorable mention All-ACC selection after starting all 13 games for the Eagles at left guard in 2023, Hergel engaged in competition along the offensive line in training camp and after spending the start of the season on the practice squad, has contributed on offense and special teams in seven contests in 2024.

CONTINUED ON NEXT PAGE

BUCKING THE ODDS (CONT.)

TE **Dallin Holker** was signed by New Orleans after a standout graduate transfer campaign at Colorado State, where he posted 64 receptions for 767 yards with six TDs, the highest total of yardage and scoring grabs in the college regular season by an FBS tight end. Holker’s performance in the offseason and training camp has secured a roster spot behind Juwan Johnson and Foster Moreau. Holker has played in 11 games with two starts and recorded one coverage tackle. He has his first career catch on Dec. 1 at the New York Giants, a ten-yard grab.

TE **Juwan Johnson** first led Saints tight ends with four touchdown receptions in 2021, converting to the position that offseason after playing wideout in college and as a rookie in 2020, signed as an undrafted free agent from Oregon. In 2022, he led the Black and Gold tight ends in receiving with 42 grabs for 508 yards with a club-best and career-high seven touchdowns, tied for third at the position in the NFL. Johnson leads the Saints tight ends with a career-high 44 receptions for 468 yards in 2024, adding three touchdown grabs as he quickly recovered from foot surgery. He has led the Saints with 14 receiving touchdowns over the past three seasons, ranked seventh over that period among league NFL tight ends. In his career, Johnson has played in 66 games with 33 starts, making 140 receptions for 1,542 yards with 18 touchdowns, combining with Foster Moreau to form an effective tight end duo.

After originally signing as an undrafted free agent out of Vanderbilt in 2023, where he led the Commodores in tackles in each of his final three college seasons, LB **Anfernee Orji** received the opportunity to see extensive snaps in the preseason due to injuries to teammates Demario Davis and Pete Werner. He ranks second on the team with 14 coverage stops and has also added 15 defensive tackles.

After signing with New Orleans following the 2024 NFL Draft, LB **Isaiah Stalbird** played at Nebraska [2019] and South Dakota State [2020-23]. He played in 64 games and made 251 tackles, 18.5 for loss, three sacks, an interception, 19 passes defended, five forced fumbles, two recoveries and 19 blocked punts for the 2022 and 2023 FCS National Champions. Stallbird has contributed on the active roster with three coverage stops in four games.

CB **Rico Payton** signed a college free agent contract in April, playing his final four years at Pittsburg State. In 2023, the St. Louis native recorded 35 tackles with four interceptions and 15 passes defended. Payton secured a roster spot with his performance in the preseason, leading the team with five passes defended and adding seven defensive tackles and one coverage stop in three contests. Payton has contributed on both defense and special teams in 15 games with one pass breakup and 12 coverage stops.

WR **Mason Tipton** stuck on the 53-man roster after showing bright spots in the preseason, following a college career at Yale, where he posted 132 receptions for 1,067 yards with 19 touchdowns. In 2024, he has 14 receptions for 99 yards.

After originally signing with New Orleans as an undrafted free agent out of Utah in 2022, LB **Nephi Sewell** has become a valued member of the special teams units. In his first full season in 2023 on the active roster, Sewell totaled five coverage stops and one forced fumble on special teams and ten defensive tackles. Sewell spent the first ten weeks Reserve/PUP, recovering from a knee injury suffered in Week 17 of 2023, but returned to action in the Week 11 victory over Cleveland. After being voted by his Saints teammates as the team winner of the Ed Block Courage award, recognizing his rehabilitation, Sewell has four coverage tackles.

SAINTS WHO HAVE JOINED TEAM AS UNDRAFTED ROOKIE FREE AGENTS (53-MAN ROSTER)

PLAYER, SCHOOL	SEASON
DB J.T. Gray, Mississippi State	2018
DE Carl Granderson, Wyoming	2019
TE Juwan Johnson, Oregon	2020
LB Nephi Sewell, Utah	2022
K Blake Grupe, Notre Dame	2023
LB Anfernee Orji, Vanderbilt	2023
CB Rico Payton, Pittsburg State	2024
P Matthew Hayball, Vanderbilt	2024
TE Dallin Holker, Colorado State	2024
WR Mason Tipton, Yale	2024
G Kyle Hergel, Boston College	2024
LB Isaiah Stalbird, South Dakota State	2024

SAINTS AT BUCCANEERS

SAINTS IN 2024 WHEN:

Leading After First Quarter.....	4-4
Tied After First Quarter.....	1-1
Trailing After First Quarter.....	0-6
Leading at Halftime.....	5-4
Trailing at Halftime.....	0-7
Leading After Third Quarter.....	4-1
Tied After Third Quarter.....	1-0
Trailing After Third Quarter.....	0-10
Saints Score First.....	5-4
Opponent Scores First.....	0-7
Saints 200+ Net Yards Passing.....	4-3
Saints 100+ Yards Rushing.....	3-4
Saints outrush opponent.....	3-3
+ 2 Turnover Margin.....	1-0
+ 1 Turnover Margin.....	2-2
Even Turnover Margin.....	1-4
-1 Turnover Margin.....	0-3
-2 Turnover Margin.....	1-2
Recording 0 Takeaways.....	1-5
Recording 1 Takeaway.....	3-4
Recording 2 Takeaways.....	0-1
Recording 3 Takeaways.....	1-1
Defense Has 3+ Sacks.....	4-3
Indoors.....	4-7
Outdoors.....	1-4
Home Games.....	3-6
Road Games.....	2-5
On Artificial Turf.....	5-9
On Natural Grass.....	0-2
Allowing 20 Or Fewer Points.....	5-2
Scoring 20 Or More Points.....	4-3

SAINTS BY THE NUMBERS

6 - In his Nov. 17 standout performance vs. Cleveland, TE Taysom Hill set career-bests in rushing yards [138], rushing average [19.7], total yards from scrimmage [188], all-purpose-yards [230] and tied career-highs in rushing touchdowns and total touchdowns [3], earning him NFC Offensive Player of the Week.

6 - In the Sept. 15 44-19 win at Dallas, New Orleans scored touchdowns on their first six offensive possessions for only the second time in franchise history, the other occurring on Dec. 21, 2008 at Detroit. The Saints have won a franchise-record six consecutive season openers dating back to 2019. The six-game opener winning streak is the longest current streak in the National Football League.

8 - Ring of Honor members, including guard Jahri Evans, who was inducted at halftime on Nov. 17, vs. Cleveland. Also the number of consecutive seasons LB Demario Davis has had 100 tackles in a season, including 2024, seven straight as a Saint.

9 - In the Sept. 8 opening win over Carolina, New Orleans scored on nine straight possessions, their first nine of the contest, tying the club record previously set in 2011 and 2018. Also the number of rookies on the 53-man roster, including five draft picks [T Taliese Fuaga, CB Kool-Aid McKinstry, DT Christian Boyd, LB Jaylan Ford, and QB Spencer Rattler] and four free agents [P Matthew Hayball, TE Dallin Holker, CB Rico Payton and WR Mason Tipton].

10 - With his second quarter two-yard touchdown reception from QB Derek Carr on Nov. 5, 2023, vs. Chicago, Hill became the first player since QB/HB Frank Gifford to have at least ten career rushing touchdowns, ten career passing touchdowns and ten career receiving touchdowns. The Saints are ranked tenth in the NFL in rushing yards per game [128.7].

19 - Before a fourth quarter miss on Oct. 27, at the L.A. Chargers, second-year kicker Blake Grupe made consecutive field goal attempts dating back to the 2023 season, tied for the sixth-longest streak in franchise history.

18 - Number of interceptions by New Orleans in 2023, tied for third in the NFL, more than doubling and nearly tripling their 2022 total of seven. The Saints have 13 interceptions in 2024.

28 - Number of teams DE Cameron Jordan has a sack against. The clubs Jordan has not recorded a takedown against are Baltimore, Kansas City, and the New York Jets. Also the club-record number multi-sack games.

36 - With 36 career interceptions, S Tyrann Mathieu is tied as the NFL's active leader in picks with Vikings S Harrison Smith.

CONTINUED ON NEXT PAGE

SAINTS BY THE NUMBERS (CONT.)

39 - Career number of 300-yard passing games by QB Derek Carr, ninth in the NFL since coming into the league in 2014.

49 - Players sacked by Jordan in his career after dropping Raiders QB Aiden O'Connell on Sunday vs. Las Vegas.

57 - RB Alvin Kamara had a career-long 57-yard touchdown reception in the Sept. 15 win at Dallas.

58 - The club will finish its 58th season of play on Sunday at Tampa Bay.

60 - Club-record number of rushing touchdowns by Kamara, tied for the third-highest league total since he was drafted by the Saints in 2017. The total is tied for 54th all-time.

75 - Kamara's 75 receptions in 2023 led NFC tailbacks and ranked second in the NFL at running back. With 75 catches in 2024, needing seven catches on Sunday, he would become the first running back in NFL history with at least 75 grabs in six career seasons. In 2024, Kamara's 68 receptions leads both his team in receiving and NFC running backs.

86 - The franchise-record number of total touchdowns by Kamara, tied for the second-highest in the National Football League since 2017 and tied for 54th all-time.

87 - The Saints are tied for second in the NFL with 87 passes defensed.

91 - DB J.T. Gray's 91 special teams tackles since coming to the NFL in 2018 rank second in the NFL over the period. In 2024, Gray has set a new career-high with 26 stops, the first Saint to reach 25 since RB Fred McAfee had 30 in 2005.

121.5 - Career sacks by Jordan, first in team records and tied for 22nd all-time in the National Football League with Clyde Simmons. With a split sack in Sunday's season finale at Tampa Bay, Jordan would move into a tie for 21st with Simeon Rice, with one he would surpass Rice. With 1.5, he would move into a tie for 20th with Robert Mathis and with two he would surpass Mathis.

169 - Number of regular season games Carr has started in his career, the most by a signal-caller since 2014.

180 - Number of total yards from scrimmage by Kamara on September 15 at Dallas. Combined with his four touchdowns on Sept. 15 and a 172-yard, six-touchdown performance on Christmas day in 2020 vs. Minnesota, he became the fifth player in the Super Bowl era with multiple career games with at least 150 scrimmage yards and four touchdowns, joining Pro Football Hall of Famers LaDainian Tomlinson (four games), Marshall Faulk (three) and Jerry Rice (two), as well as Clinton Portis (two).

215 - Career-high number of total yards from scrimmage by Kamara on November 10 at Carolina. The 215 is the fifth-highest single-game total in the NFL this season and the fifth-highest total in Saints history.

225 - Number of regular season appearances by Jordan, second in club history, Jordan will appear in his 226th career game on Sunday, surpassing Pro Football Hall of Fame defensive end Carl Eller (Class of 2004) for 14th all-time among defensive linemen.

257 - Number of career touchdown passes by Carr, ranked 22nd in NFL record books.

427 - Franchise wins (regular season/postseason combined) after the Dec. 8 win at the New York Giants.

468 - TE Juwan Johnson has 468 receiving yards on a career-high 44 receptions in 2024. With 41 receiving yards in Sunday's season finale at Tampa Bay, he would set a new career-high.

573 - With 573 career receptions, Kamara has the most receptions by a running back in his first eight seasons in NFL history and second in club record books. Kamara needs 15 receptions to surpass Marcus Allen (587) for the fifth-most receptions by a running back in NFL history. Only Larry Centers (827), Marshall Faulk (767), LaDainian Tomlinson (624) and Keith Byars (610) have more.

CONTINUED ON NEXT PAGE

SAINTS AT BUCCANEERS

SAINTS BY THE NUMBERS (CONT.)

950 - With a career-high 950 rushing yards in 2024, Kamara needs 50 yards on the ground at Tampa Bay on Sunday to reach 1,000 for the first time in his career and to become the first Saint to reach the mark since Mark Ingram II in 2017.

1,462 - Career number of tackles by LB Demario Davis, joining Washington linebacker Bobby Wagner and Tampa Bay linebacker Lavonte David as only the third active player with 1,450 stops.

3,765 - Career completions by Carr, ranked 20th all-time.

6,779 - Rushing yardage total by Kamara, ranked first in club record books. Kamara's total is ranked 77th all-time. With 11 rushing yards on Sunday vs. Las Vegas, he would move into 76th past former Eagles RB Wilbert Montgomery, with 25, he would surpass John Henry Johnson into 75th, with 40 he would surpass Robert Smith and move into 74th, with 65, he would surpass Nick Chubb into 73rd, with 66, he would surpass Curt Warner and move into 72nd, with 102, he would surpass former Saint Antowain Smith and move into 72st and with 119, he would surpass Rodney Hampton and move into 70th.

11,541 - Club-record total yards from scrimmage by Kamara, the second-highest total in the National Football League since 2017 and ranked 81st all-time. With 13 yards from scrimmage, he would move into 80th past RB James Brooks.

41,245 - Career passing yardage total by Carr, ranked 22nd all-time. On Oct. 7 at Kansas City, Carr became the seventh player to reach 40,000 passing yards in their first 11 campaigns.

SAINTS TEAM CAPTAINS

In 2024, tight end Taysom Hill and running back Alvin Kamara were added as offensive team captains. defensive end Cameron Jordan's the team's longest tenured captain [2015]. quarterback Derek Carr, linebacker Demario Davis, center Erik McCoy, safety Tyrann Mathieu, defensive back J.T. Gray [special teams] and longsnapper Zach Wood round out the group.



2024 NEW ORLEANS SAINTS TEAM CAPTAINS

Offense - QB Derek Carr, RB Alvin Kamara, C Erik McCoy and TE Taysom Hill

Defense - LB Demario Davis, DE Cameron Jordan and S Tyrann Mathieu

Special Teams - Defensive back J.T. Gray and longsnapper Zach Wood

LONGEST TENURED SAINTS

There are currently four Saints on the 53-man roster who have played at least 100 regular season games for the franchise, led by defensive end Cameron Jordan with 225 regular season games played, ranked second in club history. Only the second player to appear in 200 regular season games as a Saint, Jordan needs four more appearances to tie quarterback Drew Brees for first and five to become the franchise's all-time leader.



SAINTS CURRENTLY ON 53-MAN ROSTER WITH MOST GAMES PLAYED WITH CLUB

Player	Pos.	Games
1. Cameron Jordan	DE	225
2. Zach Wood	LS	131
3. Alvin Kamara	RB	115
4. Demario Davis	LB	113

SAINTS AT BUCCANEERS

RESURGENT RUSH

With a resurgent rushing attack under Offensive Coordinator Klint Kubiak's leadership, the Saints are tied for 11th in the National Football League in rushing touchdowns (15) after ranking only 18th in 2023 with 13. New Orleans has already passed last season's total with two games remaining. Tight end Taysom Hill and running back Alvin Kamara are tied for the team lead with six rushing touchdowns apiece.



AGAINST THE PASS

In 2023, the Saints finished fifth in the NFL in opponent passer rating (79.7). In 2024, the Saints are tied for second in the NFL in surrendering the fewest touchdown passes (17) and rank fourth in opponent completion percentage (61.7) and fifth in opponent passer rating (84.3).



NFL 2024 RUSHING TOUCHDOWN LEADERS

Team	Rushing TDs
1. Buf.	31
2. Phi.	29
3t. Det.*	24
3t. Was.	24
5. GB	21
6t. Ind.	19
6t. Bal.	19
8. Sea.	17
9. Arz.	16
9t. LAC	16
11t. NO	15
11t. Car.	15
11t. TB	15
11t. Atl.	15
11t. KC	15
11t. LAR	15

* Not including Monday Night Result

FEWEST TD PASSES SURRENDERED IN 2024

Rk. Team	TD Passes
1. Detroit*	15
2t. New Orleans	17
2t. Chicago	15
2t. New York Jets	17

* Not including Monday night result

2024 OPP. COMPLETION PERCENTAGE LEADERS

Rk. Team	Comp. Pct.
1. Houston	58.7
2. Philadelphia	61.4
3. Detroit*	61.4
4. New Orleans	61.7

* Not including Monday night result

2024 OPPONENT PASSER RATING LEADERS

Rk. Team	Rating
1. Detroit*	81.8
2. Minnesota	82.3
3. Philadelphia	82.6
4. Houston	82.6
5. New Orleans	84.3

* Not including Monday night result

BALL-HAWKING DEFENDERS

Competitiveness against opposing passing attacks has become a mantra of the defensive coaching staff. New Orleans’ 99 passes defended in 2023 were ranked first in the NFL with CB Paulson Adebo ranked third individually with a career-high 18 and two other players in the top ten, including cornerback Alontae Taylor (career-high 14), making the Saints the only team with three players in the top ten. In 2024, New Orleans is tied for second in the NFL with 87.

**2024 TEAM PASSES DEFENSED LEADERS
[PRESS BOX TOTALS]**

Rk. Team	Passes Defensed
1. Minnesota	90
2t. New Orleans	87
2t. Philadelphia	87

New Orleans’ 14 passes defended vs. the New York Giants on Dec. 8 was the highest total by a team in 2024 and tied for the fourth-highest total by the Saints in a contest.

**2024 SINGLE-GAME TEAM PASS BREAKUP LEADERS
[PRESS BOX TOTALS]**

Rk. Team, Date	Passes Defensed
1. NO, 12/8/24	14
2t. LAC, 11/3/24	12
2t. Den, 12/2/24	12
2t. Min., 9/29/24	12
5. NO, 10/13/24	11

PICK CITY

Interceptions have been a priority of the defensive coaching staff. In 2023, the club’s 18 picks were double the team’s 2022 total of seven, tied for third in the National Football League. Individually, cornerback Paulson Adebo and safety Tyrann Mathieu tied for the team lead with four picks apiece, tied for seventh in the NFL. In 2024, the Saints are tied for 11th in the NFL with 13 interceptions, with Adebo and Mathieu tied for the team lead with three apiece.



2024 TEAM NFL INTERCEPTION LEADERS

Rk. Team	Interceptions
1. Minnesota	22
3. Houston	19
3t. Pittsburgh	16
3t. Buffalo	16
3t. Green Bay	16
6t. Cincinnati	15
6t. Denver	15
6t. Indianapolis	15
9t. Detroit	14
9t. L.A. Chargers	14
11t. New Orleans	13
11t. Dallas	13
11t. Los Angeles Rams	13
11t. Kansas City	13

SACK ATTACK

On December 15, vs. Washington, the New Orleans pass rush exploded for eight sacks, including two apiece by defensive ends Cameron Jordan and Chase Young. It was New Orleans’ highest single game total since the 2020 season and tied for the fourth-highest in club record books.



SAINTS AT BUCCANEERS

2024 NEW ORLEANS SAINTS SINGLE-GAME SACK LEADERS

Rk. Opp, Date	Sacks
1t. at Atl., 11/28/19	9
1t. vs. LAR, 12/1/85	9
1t. at Atl., 12/9/01	9
4t. vs. Was., 12/15/24	8
4t. vs. Chi., 9/18/83	8
4t. vs. Atl., 11/22/20	8
4t. vs. Car., 12/2/01	8
4t. vs. Car., 10/15/00	8
4t. at Car., 11/12/00	8

DRAFT CONTRIBUTORS


All three of the team's top three selections in the 2024 NFL Draft have started multiple games for the Saints in 2024. Below is a summary of the performance of the club's first three picks in 2024:

Left Tackle Taliese Fuaga, Oregon State [D1] - Selected with the 14th overall pick out of Oregon State, the Saints were able to address an immediate need, while also acquiring a significant building block for the future. In Corvallis, the 6-6, 324 pound Fuaga made 25 starts at right tackle in 39 games in Corvallis, including opening all 12 contests in 2023, when he received first-team All-America honors.




Fuaga has been an anchor on the Saints offensive line in his rookie campaign, seamlessly moving over to the left tackle position for his first NFL season, where he has opened every game for an offense that has improved in every rushing metric.

CB Kool-Aid McKinstry, Alabama [D2] - Selected in the second round of the 2024 NFL Draft with the 41st overall pick out of Alabama, McKinstry arrived in New Orleans having covered many of the nation's top wideouts in the Southeastern Conference for the last three years. In 2023, the consensus first-team All-American was a semifinalist for the Jim Thorpe Award, making 32 tackles and seven passes defended. In New Orleans, McKinstry has played in 14 games with eight starts, moving into the starting lineup in Week Eight and has recorded 41 tackles and six passes defended, often tasked with covering an opponent's top wideout.



QB Spencer Rattler, South Carolina [D5a] - Selected with the team's first selection in the fifth round [150th overall] out of South Carolina, Rattler completed 900-of-1,313 passes [68.5 pct.] for 10,807 yards with 77 touchdowns, and only 32 interceptions for the Gamecocks [2022-23] and Oklahoma [2019-21]. As a rookie, Rattler has played in six games with five starts and completed 104-of-186 passes for 1,077 yards with three touchdowns, also carrying 17 times for 135 yards, leading the team in rushing the last two contests. Inserted into the December 15 game at Washington after halftime, Rattler helped New Orleans put on a valiant rally from a 17-0 deficit to engineer two touchdown drives and two field goal drives. Starting his fifth game of the season on Sunday vs. Las Vegas, Rattler has opened the most games by a Saints rookie signal-caller since Archie Manning in 1971.



SUPER SPECIAL TEAMS UNITS

In their fifth year under the supervision of Darren Rizzi, who was elevated to interim head coach on Monday after supervising special teams since 2019, the Saints special teams units finished 2023 ranked second in the NFL under writer Rick Gosselin’s comprehensive rankings system. This was the fourth top five ranking by the Saints special teams units during Rizzi’s tenure, based on 22 kicking-game categories with New Orleans leading or sharing the lead in five of them and finishing in the top ten in 13.



SPECIAL TEAMS TOUCHDOWNS

In 2023, New Orleans recorded two touchdowns on special teams for the first time since the 2017 campaign. wide receiver/return specialist **Rashid Shaheed** had a 76-yard punt return for a touchdown at Green Bay on Sept. 24, the team’s first punt return for a touchdown since 2019. On Dec. 10, vs. Carolina, linebacker **Nephi Sewell** force Panthers P Johnny Hekker to fumble on a punt play, which was recovered by linebacker **D’Marco Jackson** for an eight-yard touchdown. New Orleans scored their first of 2024 on October 13, when Shaheed returned a punt 54 yards for a score vs. Tampa Bay.

RETURN GAME

Shaheed provided a spark to the New Orleans punt return game prior to his season-ending knee injury in Week Six. He was on his way to being selected as a Pro Bowl starter as a return specialist, a first-team Associated Press All-Pro as a punt returner again. Shaheed is now only the third Saint with multiple punt returns for touchdowns.

SAINTS PUNT RETURN TD LEADERS

Rk. Saint	PR TDs
1. Reggie Bush, 2006-10	4
2t. Rashid Shaheed, 2022-	2
2t. Tyrone Hughes, 1993-96	2

Since Rizzi came to New Orleans in 2019 as the club’s special teams coordinator, the Saints’ three punt returns for touchdowns rank second in the NFL.

PUNT RETURN TD LEADERS SINCE 2019

Rk. Team	PR TDs
1. Detroit Lions	4
2. New Orleans Saints	3
3t. Six teams	2

With Shaheed suffering the season-ending knee injury, the punt return duties have since fallen to **Dante Pettis**. Pettis, a speedster, who was originally a second round pick of the San Francisco 49ers out of the University of Washington in 2018 and the son of former major league baseball base stealing legend, Gary Pettis, had a career-long 53-yard punt return in the second half of the team’s 35-14 win over Cleveland on Nov. 17, to set up a touchdown. Pettis has returned six punts for 81 yards (13.5 avg.). As a team, New Orleans is ranked fourth in the National Football League in team punt return average, one of five clubs to have a runback for a touchdown. With the 54-yard touchdown by Rashid and the 53-yard runback by Pettis, the Saints are the only team in the NFC and one of only two in the NFL in 2024 to have two punt returns of 50-or-more yards.



2024 PUNT RETURN AVERAGE LEADERS (TEAM)

Rk. Team	Punt Return Average
1. Denver	15.7
2. New England	14.3
3. Detroit*	13.4
4. New Orleans	12.7

* Not including Monday night result

SAFETY DANCE


New Orleans’ special teams units accounted for the club’s first safety since the 2020 season on October 27 at the Los Angeles Chargers. In the first quarter, tight end **Taysom Hill** took advantage of an errant snap and tackled punter JK Scott with the football eventually going out of the end zone for a safety.

BLOCK UNIT

New Orleans’ field goal block unit has come through big on two occasions since Rizzi took over interim head coach duties in a pair of three point victories. In the Nov. 10, 20-17 win over Atlanta, DT **John Ridgeway III** made a game-changing play when he blocked a 35-yard field goal attempt in the next to last play of the first half.



In the Dec. 15 14-11 win at the New York Giants, DT **Bryan Bresee**’s block of a 35-yard field goal attempt with 11 seconds left preserved the Saints victory and prevented the contest from going to overtime. For his effort, he earned NFC Special Teams Player of the Week.



In Sunday’s contest vs. Las Vegas, DE Carl Granderson blocked an extra point attempt in the fourth quarter. It is the second blocked kick of the rangy Granderson’s six-year playing career.



COVERAGE CAPTAIN

New Orleans’ coverage units in 2024 are again led by special teams co-captain **J.T. Gray**. Signed by the Saints following the 2018 NFL Draft out of Mississippi State, Gray has been voted by his teammates as a special teams captain for the past three seasons and has been selected both as a Pro Bowl starter and Associated Press All-Pro. Playing in 97 career regular season games, Gray has career totals of 93 special teams stops, two blocked punts, three fumble recoveries and 13 defensive tackles, 2.5 sacks, one forced fumble and a pass defense. In 2023, he finished with 11 coverage stops to lead the team and tie for 12th in the NFL in 14 contests. Gray’s special teams impact was at its best on September 22 vs. Philadelphia, when he blocked a punt in the third quarter against the Eagles, the second of his career.

CONTINUED ON NEXT PAGE

SUPER SPECIAL TEAMS UNITS (CONT.)



Gray's 92 tackles since the start of his NFL career in 2018 are ranked first in the NFL, despite missing six total contests in 2022 and 2023 with injuries. Since his first full season in 2019, Gray's 91 stops rank first in the league. In 2024, Gray is ranked first on the team with a career-high 26 coverage stops, the most by a Saint since 2005 [RB Fred McAfee-30], adding three tackles and one forced fumble on defense.

2018-PRESENT SPECIAL TEAMS TACKLES LEADERS

Rk. Player, Team	No.
1. J.T. Gray, NO	93
2. Nick Bellore, Sea.-Was.	91
3. George Odum, Ind.-SF	81

2019-PRESENT SPECIAL TEAMS TACKLES LEADERS

Rk. Player, Team	No.
1. J.T. Gray, NO	90
2. Nick Bellore, Sea.-Was.	82
3. George Odum, Ind.-SF	72

2024 SAINTS SPECIAL TEAMS TACKLES LEADERS

Rk. Saint	No.
1. J.T. Gray	26
2. Anfernee Orji	15
3. Rico Payton	12
4. Isaiah Foskey	10
4. Cedrick Wilson Jr.	9
5. D'Marco Jackson	8

PUNT COVERAGE LEADER

The success of the team's coverage units allowed New Orleans to rank first in the NFL in opponent punt return average in 2023 and ninth in 2024.

2024 OPPONENT PUNT RETURN AVERAGE LEADERS

Team	Opp. Punt Return Av.
1. Hou.	5.0
2. Was.	6.4
3. Det.*	6.5
4. Min.	6.7
5. Car.	6.8
6. Pit.	7.0
7. Phi.	7.0
8. GB	7.1
9. Bal.	7.8
10. NO	7.9

KICKOFF COVERAGE LEADERS

The New Orleans Saints kickoff coverage units are currently ranked first in the National Football League as opponents' average starting field position is at the 28.1-yard line following kickoffs, adjusting to the rules changes.


2024 OPP. KICKOFF AVERAGE STARTING POSITION LEADERS

Team	Opp. Starting Position
1. New Orleans	28.1
2. Las Vegas	28.8
3. Green Bay	28.8
4. Houston	28.8
5. New York Jets	28.9

SUPER SPECIAL TEAMS UNITS (CONT.)

JUST FOR KICKS

In 2023, rookie free agent kicker **Blake Grupe** won placekicking duties in a training camp competition and has made significant contributions to the special teams units.




Grupe was originally signed as an undrafted free agent in 2023 out of Notre Dame, where he played his final graduate campaign in 2022, after handling kicking duties at Arkansas State from 2017-21. In 17 games, Grupe made 30 of 37 field goal attempts and all 40 PAT attempts to lead the team with 130 points. In 2024, Grupe has made 23-of-27 field goal attempts [85.2 pct.], including two contests this season with two 50+-yard kicks. On Oct. 27, a 19-kick streak of successful field goal attempts came to end end, tied for the sixth-longest streak in franchise history. To go with 30 PATs, Grupe has 99 total points to lead the team.

SAINTS CONSECUTIVE FG CONVERSION STREAKS

Rk.	Saint, Dates	No.
1.	Wil Lutz, 10/27/19-11/1/20	29
2.	Wil Lutz, 9/16-12/23/18	26
3.	Morten Andersen, 11/1/92-9/12/93	25
4t.	Morten Andersen, 11/24/85-10/5/86	20
4t.	John Carney, 11/20/05-10/1/06	20
6t.	Wil Lutz, 11/17/16-9/17/17	19
6t.	Blake Grupe, 12/17/23-10/27/24	19

After winning punting duties in a preseason competition, rookie free agent kicker Matthew Hayball has punted 72 times for 3,172 yards with a 40.3 net punting average and a franchise-record 39 punts dropped inside the 20-yard line, ranked first in the National Football League. On Sunday vs. Las Vegas, Hayball drilled a career-long 64 yard punt.



SAINTS SINGLE-SEASON PUNTS INSIDE THE 20-YARD LINE LEADERS (SINCE 1976)

Saint, Year	Inside The 20
1. Matthew Hayball, 2024	39
2. Blake Gillikin, 2022	32
3. Lou Hedley, 2023	31

2024 PUNTS INSIDE THE 20-YARD LINE LEADERS

Player, Team	Inside The 20
1. Matthew Hayball, NO	39
2. Corey Bojorquez, Cle.	37
3. Tommy Townsend, Hou.	36
4t. Logan Cooke, Jax.	32
4t. Riley Dixon, Den.	32
4t. Tory Taylor, Chi.	32

QUARTERBACKS

DEREK CARR



On March 6, 2023, the Saints agreed to terms with Derek Carr on a four-year contract to solidify the quarterback position. He spent the first nine seasons of his NFL career with the Oakland/Las Vegas Raiders. Originally selected in the second round [36th overall] of the 2014 NFL Draft by the Raiders out of Fresno State, the Bakersfield, Calif. native has started all 169 career regular season games he has played in, the most starts at the position over that time, completing 3,765-of-5,785 passes [65.1 pct.] for 41,245 yards with 257 touchdown passes, 112 interceptions and a 92.8 passer rating, while adding 956 rushing yards and seven touchdowns. Since entering the league in 2014, Carr ranks first in the NFL in completions, second in passing yardage and sixth in passing touchdowns. He became the third quarterback in NFL history to pass for 3,000-plus yards in each of his first ten seasons, joining Pro Football Hall of Fame signal-caller Peyton Manning and Russell Wilson. He is just the seventh player in NFL history to reach 40,000 passing yards in his first nine seasons and has completed 322 passes of 25+ yards since he entered the league in 2014, third-most in the NFL over that span.

Carr started all 17 games in 2023 and completed 375-of-548 passes [68.4 pct.] for 3,878 yards with 25 touchdowns, eight interceptions and a 97.7 passer rating. He finished his first season in Black and Gold ranked second in the NFL in fourth quarter passer rating [106.9], sixth in completion percentage, seventh in completions and tenth in TD passes and passer rating.

In 2024, Carr has completed 189-of-279 passes [67.7 pct.] for 2,145 yards, 15 touchdowns, only five interceptions and a 101.1 passer rating. He missed his first games as a Saint in Weeks Six-Eight [oblique], but returned to action for the team's Week nine contest at Carolina and is ranked fifth in the NFL in third down passer rating [109.6] and tenth in the NFL in passer rating.

WHERE HE RANKS

Since 2014, Carr has thrown for 41,245 passing yards, the third-most in the NFL over that span.

PASSING YARDS SINCE 2014

Rk.	Quarterback	No.
1.	Matthew Stafford	42,352
2.	Kirk Cousins	41,659
3.	Derek Carr	41,245
4.	Tom Brady	40,065

Carr's 39 career games of at least 300 yards passing since 2014 are ninth in the NFL.

300-YARD PASSING GAMES SINCE 2014

Rk.	Quarterback	No.
1.	Tom Brady	54
2.	Matt Ryan	52
3.	Kirk Cousins	51
4.	Patrick Mahomes	46
5.	Tom Brady	45
6.	Matthew Stafford	41
7t.	Ben Roethlisberger	40
7t.	Philip Rivers	40
9.	Derek Carr	39

Carr's 257 touchdown passes since 2014 are the sixth-most in the NFL since his arrival in the league.

TOUCHDOWN PASSES SINCE 2014

Rk.	Quarterback	No.
1.	Aaron Rodgers	311
2.	Russell Wilson	297
3.	Tom Brady	290
4.	Kirk Cousins	280
5.	Matthew Stafford	268
6.	Derek Carr	257

SAINTS AT BUCCANEERS

Carr's 3,765 completions since 2014 are the most in the NFL over that span and ranked 19th in league record books

COMPLETIONS SINCE 2014

Rk.	Quarterback	No.
1.	Derek Carr	3,765
2.	Matthew Stafford	3,689
3.	Kirk Cousins	3,654
4.	Tom Brady	3,575
5.	Matt Ryan	3,458

20+TDS

With 25 touchdowns in 2023 after tying his career-high by tossing four scoring throws in the season finale win vs. Atlanta, Carr has notched nine career seasons with 20+ passing touchdowns, tied for the most 20-touchdown seasons since 2014.

SEASONS WITH 20+ PASSING TDS SINCE 2014

Rk.	Quarterback	No.
1t.	Derek Carr	9
1t.	Tom Brady	9
1t.	Russell Wilson	9
1t.	Aaron Rodgers	9
1t.	Matthew Stafford	9
5t.	Matt Ryan	8
5t.	Kirk Cousins	8

Carr is only the fifth player in NFL history to have nine or more campaigns with 20+ passing touchdowns in their first ten seasons.

SEASONS WITH 20+ PASSING TOUCHDOWNS IN FIRST 10 SEASONS

Rk.	Quarterback	No.
1t.	Russell Wilson	10
1t.	Peyton Manning	10
1t.	Dan Marino	10
4t.	Derek Carr	9
4t.	Matt Ryan	9

20+ IN THE LAST FIVE

Carr is also one of only three quarterbacks with 20+ passing touchdowns in each of the last five seasons (2019-23), joining Josh Allen and Patrick Mahomes.

MULTI-TD GAMES

With two touchdowns on Nov. 17 vs. Cleveland, Carr's 82 career games with multiple passing touchdowns are ranked sixth in the National Football League since 2014.

GAMES WITH MULTIPLE TD PASSES SINCE 2014

Rk.	Quarterback	No.
1.	Aaron Rodgers	100
2.	Russell Wilson	91
3.	Tom Brady	89
4.	Kirk Cousins	86
5.	Matthew Stafford	84
6.	Derek Carr	82

3,000 X 10

Carr's one of just three quarterbacks to pass for at least 3,000 yards in each of his first ten seasons.

QUARTERBACKS WITH 10 3,000 YARD SEASONS TO START CAREER

Rk.	Quarterback	Years
1t.	Derek Carr	2014-23
1t.	Peyton Manning	1998-2007
1t.	Russell Wilson	2012-21

40,000+ IN 11

Derek Carr is just one of seven National Football League quarterbacks to reach 40,000 career passing yards in their first 11 campaigns, after he reached 40,089 career passing yards on Oct. 7 in Kansas City. Carr joins Matt Ryan, Peyton Manning, Matthew Stafford, Drew Brees, Dan Marino and Russell Wilson.

PASSING YARDS - FIRST 11 SEASONS

Rk.	Quarterback	No.
1.	Matt Ryan	46,720
2.	Peyton Manning	46,088
3.	Derek Carr	41,245
4.	Matthew Stafford	41,025
5.	Drew Brees	40,742
6.	Dan Marino	40,720
7.	Russell Wilson	40,583

CLUTCH CARR

Carr has thrown three passing touchdowns in overtime in his career. Since overtime began in the NFL in 1974, his three passing touchdowns are tied for second in that span.

OVERTIME PASSING TOUCHDOWNS-SINCE 1974

Rk.	Quarterback	No.
1.	Drew Bledsoe	4
2t.	Derek Carr	3
2t.	Dak Prescott	3

RATINGS LEADER

In 2024, Carr ranks tenth in the National Football League with a 101.0 passer rating and fifth on third down with a 109.6 rating.

2024 PASSER RATING LEADERS

Rk.	Quarterback	Rating
1.	Lamar Jackson	121.6
2.	Jared Goff*	112.2
3.	Joe Burrow	109.8
4.	Baker Mayfield	107.6
5.	Sam Darnold	106.4
6.	Jalen Hurts	103.7
7.	Josh Allen	101.4
8.	Tua Tagovailoa	101.4
9.	Jayden Daniels	101.2
10.	Derek Carr	101.0

* Not including Monday night result

2024 THIRD DOWN PASSER RATING LEADERS

Rk.	Quarterback	Rating
1.	Jared Goff*	125.8
2.	Lamar Jackson	122.2
3.	Joe Burrow	111.9
4.	Patrick Mahomes	110.4
5.	Derek Carr	109.6

* Not including Monday night result

CHUNK PLAYS

Derek Carr owns 347 completions of 20 yards or more over the last seven seasons (2018-24), the third-most in the National Football League over that span.

20+ YARD COMPLETIONS - SINCE 2018

Rk.	Quarterback	No.
1.	Patrick Mahomes	413
2.	Jared Goff	392
3.	Derek Carr	347

* Not including Monday night result

Carr owns 324 completions of 25 yards or more over his ten-year career, the third-most in the National Football League over that span.

25+ YARD COMPLETIONS-SINCE 2014

Rk.	Quarterback	No.
1.	Russell Wilson	344
2.	Kirk Cousins	330
3.	Derek Carr	324
4.	Aaron Rodgers	313
5.	Matthew Stafford	310
6.	Tom Brady	309

Carr owns 98 completions of 40 yards or more in his career, fourth-most in the National Football League over that span (2014-). On November 17, vs. Cleveland, he tossed a 71-yard touchdown to WR Marquez Valdes-Scantling, the team's longest pass play of the season.

40+ YARD COMPLETIONS-SINCE 2014

Rk.	Quarterback	No.
1.	Russell Wilson	110
2.	Matthew Stafford	105
4.	Aaron Rodgers	99
5.	Derek Carr	98
6.	Kirk Cousins	96

SAINTS AT BUCCANEERS

Carr's 28 touchdown passes of 20-yards or more since 2022 rank fifth in the NFL over that period.

20+ YARD TD PASSES-SINCE 2022

Rk.	Quarterback	No.
1.	Jared Goff	32
2.	Jalen Hurts	30
3.	Baker Mayfield	29
4.	Joe Burrow	29
5.	Derek Carr	28

RUNNING BACKS

ALVIN KAMARA

A talented runner and receiver who was selected by the Saints in the third round of the 2017 NFL Draft out of Tennessee, Kamara enjoyed an outstanding rookie campaign. He ranked first on the club and sixth in the NFL in yards from scrimmage (1,554), second on the team in rushing and receiving, carrying 120 times for 728 yards (6.1 avg) with eight TDs and a two-point conversion, catching 81 passes for 826 yards (10.2 avg) with five touchdowns and one kickoff return for a touchdown. Kamara set a club rookie record with 14 total scores, tied for second in the NFL and finished first in the league in yards per carry. Kamara was the first Saints offensive rookie selected to the Pro Bowl since Rueben Mayes (1986), as an AP second team All-Pro (flex), the club's first rookie All-Pro since 1993. He was also named *The Sporting News* NFL Rookie of the Year and AP NFL Offensive Rookie of the Year.

In 115 career regular season games with 84 starts, Kamara has carried 1,543 times for 6,779 yards (4.4 avg.) with 60 touchdowns and has caught 573 passes for 4,762 yards (8.3 avg.) with 25 touchdowns. Kamara is the franchise's all-time leader in rushing yards, rushing touchdowns, total touchdowns (86), total yards from scrimmage (11,541) and all-purpose yardage (12,199).

Kamara is enjoying a spectacular season in 2024, carrying 228 times for 950 yards (4.2 avg.) with six touchdowns and catching a club-best 68 passes for 573 yards (8.0 avg.) with two touchdowns. With the ability to move the chains in volume, he is ranked eighth in the National Football league in total yards from scrimmage (1,493), 11th in first downs (70) and ranks second running backs in receiving. With 50 rushing yards on Sunday, he will reach 1,000 for the first time in his career and be the first Saint since Mark Ingram in 2017.

SAINTS

SCRIMMAGE LEADER

Since entering the NFL in 2017, Kamara ranks second in the league in total yards from scrimmage (11,541), only one of two players to have 11,000 over that period. With 1,493 scrimmage yards this season, Kamara is the third player since 2000 with at least 1,100 scrimmage yards in each of his first eight seasons, joining Matt Forte and Pro Football Hall of Famer LaDainian Tomlinson..

TOTAL YARDS FROM SCRIMMAGE LEADERS SINCE 2017

Rk.	Player	No.
1.	Derrick Henry	12,286
2.	Alvin Kamara	11,541
3.	Tyreek Hill	11,037
4.	Christian McCaffrey	10,853
5.	Ezekiel Elliott	9,852

Kamara's 1,493 total yards from scrimmage in 2024 are ranked sixth in the NFC and eighth in the NFL.

NFC 2024 YARDS FROM SCRIMMAGE LEADERS

Rk.	Player	No.
1.	Saquon Barkley	2,283
2.	Bijan Robinson	1,714
3.	Josh Jacobs	1,625
4.	Jahmyr Gibbs*	1,596
5.	James Conner	1,508
6.	Alvin Kamara	1,493
7.	Justin Jefferson	1,482

* Not including Monday night result

ALL-PURPOSE LEADER

The franchise's all-purpose yardage (rushing, receiving, kickoff return and punt return yardage) leader, in the Oct. 29, 2023 win at Indianapolis, Kamara became the first Saint with 10,000 career all-purpose yards.

SAINTS CAREER ALL-PURPOSE YARDAGE LEADERS

Rk.	Saints	No.
1.	Alvin Kamara	12,199
2.	Marques Colston	9,766
3.	Deuce McAllister	8,304

TOUCHDOWN LEADER

In the Saints' 2020 Christmas 52-33 win over the Vikings, Kamara tied the National Football League record for total touchdowns (6) and rushing touchdowns (6), as he carried 22 times for a career-high 155 yards (7.0 avg.), adding three receptions for 17 yards for 172 yards from scrimmage. The rushing touchdowns record tied the mark held by Ernie Nevers of the Chicago Cardinals since Nov. 28, 1929, while for total touchdowns, Kamara joins Nevers, Cleveland's Dub Jones (Nov. 25, 1951) and Chicago's Gayle Sayers (Dec. 12, 1965). The performance catapulted Kamara to the NFL's touchdown lead, as he joined running back Dalton Hilliard as only the second Saint to lead the league in touchdowns.



2020 NFL TOUCHDOWN LEADERS

Rk.	Player	No.
1.	Alvin Kamara, NO	21
2t.	Tyreek Hill, KC	17
2t.	Dalvin Cook, Min.	17
2t.	Davante Adams, GB	17

SAINTS SINGLE SEASON TOUCHDOWN LEADERS

Rk. Saint, Year	No.
1. Alvin Kamara, 2020	21
2t. Dalton Hilliard, 1989	18
2t. Alvin Kamara, 2018	18

Through his first eight seasons since being drafted, Kamara is the club's all-time leader in multiple touchdown performances, adding two multi-score games to his career totals in 2024.

NEW ORLEANS SAINTS CAREER MULTI-TD GAMES

Rk. Saint	No.
1. Alvin Kamara, 2017-	23
2t. Marques Colston, 2006-15	15

In 2023, Kamara became the franchise's all-time leader for touchdowns. In the National Football League record books, Kamara is tied for 54th all-time with running backs Ottis Anderson and Ezekiel Elliott and wide receivers Hines Ward and Paul Warfield.

SAINTS CAREER TOTAL TD LEADERS

Rk. Saint	No.
1. Alvin Kamara, 2017-	86
2. Marques Colston, 2006-15	72
3. Mark Ingram, 2011-18, 21-22	57

FIRST DOWN LEADER

Kamara's 70 first downs in 2024 are ranked 11th in the NFL.



2024 FIRST DOWN LEADERS

Rk. Player	No.
1. Derrick Henry, Baltimore	97
2. Saquon Barkley, Philadelphia	94
3. Kyren Williams, L.A. Rams	91
4. Bijan Robinson, Atlanta	87
5t. James Conner, Arizona	83
5t. Josh Jacobs, Green Bay	83
7. Jahmyr Gibbs, Detroit*	79
8. Ja'Marr Chase, Cincinnati	73
9t. Chuba Hubbard, Carolina	72
9t. Chase Brown, Cincinnati	72
7. Alvin Kamara, New Orleans	70

* Not including Monday night result.

TWO-POINT LEADER

With a pair of two-point conversions on Nov. 12, 2023, at Minnesota, Kamara is now tied for first in NFL record books with Pro Football Hall of Fame RB and New Orleans native Marshall Faulk with seven total, needing one more to become the NFL's all-time record holder. Kamara had three two-point conversions in 2023, the second time he did so in his eight-year career, tied for the NFL lead and one short of tying the league single-season mark.

ON THE RUN

Kamara finished 2018 second in the NFL with a club-record 14 rushing touchdowns, tied for second with a franchise-best 16 scores on the ground in 2020 and is tied for first in 2024 with five.

2018 NFL RUSHING TOUCHDOWN LEADERS

Rk. Player	No.
1. Todd Gurley, LAR	17
2. Alvin Kamara, NO	14

2020 NFL RUSHING TOUCHDOWN LEADERS

Rk. Player	No.
1. Derrick Henry, Ten.	17
2t. Alvin Kamara, NO	16
2t. Dalvin Cook, Min.	16

Kamara is the franchise's all-time rushing touchdown leader.

SAINTS CAREER RUSHING TOUCHDOWN LEADERS

Rk. Saint	No.
1. Alvin Kamara, 2017-	60
2. Mark Ingram, 2011-18, 21-22	52

The 60 rushing touchdowns since coming into the league in 2017 are tied for third over that period, tied for 54rd all-time.

RUSHING TOUCHDOWNS SINCE 2017

Rk. Player	No.
1. Derrick Henry	99
2. Josh Allen	65
3t. Alvin Kamara	60
3t. Joe Mixon	60
3t. Josh Jacobs	60

DUAL THREAT

Kamara posted double-digit reception performances in the same season for the first time in his NFL career in 2023, with 13 grabs vs. Tampa Bay, Oct. 1 and 12 catches vs. Jacksonville, Oct. 29. His seven career games of ten or more catches is tied for second in National Football League history among running backs.

MOST GAMES WITH 10-PLUS RECEPTIONS, RUNNING BACKS, NFL HISTORY

Rk. Player	No.
1. Christian McCaffrey	11
2t. Alvin Kamara	7
2t. Austin Ekeler	7
3t. LaDainian Tomlinson	6
3t. Larry Centers	6

The dual-threat weapon also has 12 career games with a rushing and receiving touchdown after having three rushing touchdowns and a career-long 57-yard receiving touchdown on Sunday at Dallas, tied for No. 3 in NFL history with Brian Westbrook and Lenny Moore. With his next performance of a receiving touchdown and a rushing touchdown in the same contest, Kamara will move into sole possession of third place in NFL record books.

MOST GAMES WITH A RUSHING TOUCHDOWN AND RECEIVING TOUCHDOWN IN NFL HISTORY

Rk. Player	No.
1. Marshall Faulk	15
1t. Christian McCaffrey	15
3t. Alvin Kamara	12
3t. Brian Westbrook	12
3t. Lenny Moore	12
6. Jim Brown	11
7. Austin Ekeler	10

RECEIVING LEADER

In 2023, Kamara's 75 receptions were ranked second in the NFL among running backs. He now has five seasons of 75 or more catches, moving him into a tie with WRs Marques Colston and Joe Horn for the most in franchise history. With at least 75 receptions in 2024, not only will he tie the club record, but he would become the first running back in NFL history with at least 75 receptions in six seasons. Overall, Kamara's 573 career receptions are ranked ninth all-time among running backs and rank third in Saints record books overall. With eight catches, Kamara would move into a tie for seventh all-time among running backs in receptions with Ronnie Harmon.

MOST RECEPTIONS BY RUNNING BACK-NFL (2024)

Player	Rec.	Yds.	Avg.	TDs
1. De'Von Achane, Mia.	78	592	7.6	6
2. Alvin Kamara, NO	68	543	8.0	2

On Dec. 15, at the New York Giants, Kamara moved into second place in club record books in receiving.

SAINTS ALL-TIME RECEIVING LEADERS

Saint	Rec.	Yds.	Avg.	TDs
1. Marques Colston	711	9759	13.7	72
2. Alvin Kamara	573	4762	8.3	25

Since entering the league in 2017, Kamara's 569 receptions and 4704 receiving yards rank first among running backs, while his 24 receiving touchdowns are third.

RB RECEPTIONS SINCE 2017

Player	Team	Receptions
1. Alvin Kamara	New Orleans	573
2. Christian McCaffrey	Car./SF	524

RB RECEIVING YARDS SINCE 2017

Player	Team	Receiving Yds
1. Alvin Kamara	New Orleans	4,762
2. Christian McCaffrey	Car./SF	4,466

RB RECEIVING TOUCHDOWNS SINCE 2017

Player	Team	Receiving TDs
Austin Ekeler	LA Chargers	30
Christian McCaffrey	Car./SF	29
Alvin Kamara	New Orleans	25

Kamara ranks first in Saints club history among running backs in receptions, receiving yards and receiving touchdowns.

RB RECEPTIONS IN NEW ORLEANS SAINTS HISTORY

Player	Seasons	Receptions
Alvin Kamara	2017-	573
Pierre Thomas	2007-14	327
Reggie Bush	2006-10	294

RB RECEIVING YARDS IN SAINTS HISTORY

Player	Seasons	Receiving Yards
Alvin Kamara	2017-	4,762
Pierre Thomas	2007-14	2,608
Dalton Hilliard	1986-93	2,233

RB TOUCHDOWN RECEPTIONS IN SAINTS HISTORY

Player	Seasons	Receiving TDs
Alvin Kamara	2017-	25
Darren Sproles	2011-13	16
Dalton Hilliard	1986-93	14
Wayne Wilson	1979-86	14

VERSATILE THREAT

Kamara's 57 regular season games of 100+ scrimmage yards since 2017 are tied for second in the NFL.

MOST 100+ TOTAL YARDS FROM SCRIMMAGE GAMES SINCE 2017

Rk. Player	No.
1. Christian McCaffrey	58
2t. Alvin Kamara	57
2t. Derrick Henry	57

RUNNING TO HISTORY

On November 10, vs. Atlanta, Kamara became the franchise’s all-time leading rusher.



ALL-TIME NEW ORLEANS SAINTS RUSHING YARDS LIST

Player	Att	Yds	Avg	TDs
1. Alvin Kamara	1,543	6,779	4.4	60
2. Mark Ingram	1,451	6,500	4.5	52
3. Deuce McAllister	1,429	6,096	4.3	49

JAMAAL WILLIAMS

This seven-year NFL veteran was signed by the New Orleans Saints as an unrestricted free agent in the 2023 offseason. In eight NFL seasons with Green Bay [2017-20], Detroit [2021-22] and New Orleans [2023-], Williams has played in 116 games with 44 starts, carrying 1,061 times for 4,107 yards with 32 touchdowns, also catching 186 passes for 1,303 yards with eight touchdowns for 5410 total yards from scrimmage. Williams is part of a formidable rushing duo with Kamara. In 2024, he has spelled Kamara at key times, rushing for 149 yards with one touchdown, catching eight passes for 50 yards and returning 11 kickoffs for 288 yards [26.2 avg.].

JORDAN MIMS

A former standout at Fresno State, where he rushed for 3,285 yards and 37 TDs, Mims joined the Saints practice squad after going to 2023 training camp with Buffalo and contributed on special teams in two games for the Black and Gold in 2023. 6-0, 205, Mims will contribute in the run game and on special teams after earning a roster spot and had a coverage tackle, Sept. 22, vs. Philadelphia and has rushed for 58 yards and caught nine passes for 58 yards.

WIDE RECEIVERS

MARQUEZ VALDES-SCANTLING

A fifth round pick of the Green Bay Packers in 2018 out of South Florida, Valdes Scantling is a seven-year NFL veteran, who has played in 105 career regular season games with 67 starts for the Packers [2018-21], Kansas City Chiefs [2022-23], Buffalo Bills [2024] and Saints [2024-present]. He has posted career totals of 202 receptions for 3,533 yards [17.5 avg.] with 20 touchdowns and with his 6-4, 206-pound frame has the ability to win contested catches and make big plays. Valdes-Scantling’s 17.5 yards per catch average since coming into the NFL in 2018, ranks first in the league.

DEEP THREAT

In his second appearance with New Orleans, since signing two weeks ago, Valdes-Scantling put on one of the most impressive receiving performances of the season on Nov. 10, vs. Atlanta, grabbing three passes for 109 yards [36.3 avg.] with touchdowns of 40 yards and two years, as well as a 67-yard grab. In yards per catch [min. three receptions], Scantling’s 36.3 average was the fifth-highest single game performance in the NFL in 2024. he followed that up on Nov. 17, when he turned a screen pass from Derek Carr into a 71-yard touchdown, the longest pass by the team in 2024



HIGHEST SINGLE-GAME YARDS PER CATCH GAMES IN 2024 (MIN 3 REC.)

Player, Date	Rec.	Yds.	Avg.	TDs
1. Alec Pierce [10/6]	3	134	44.7	1
2. Alec Pierce [9/8]	3	125	41.7	1
3. Tylan Wallace [11/7]	3	115	38.3	1
4. Christian Watson [11/17]	4	150	37.5	0
5. Marquez Valdes-Scantling [11/10]	3	109	36.3	2

DEEP THREAT

Valdes-Scantling's 17.5 yards per catch average ranks first in the NFL since he came into the NFL in 2018 with the Green Bay Packers



YARDS PER CATCH LEADERS SINCE 2018

Player	Rec.	Yds	Avg	TDs
1. Marquez Valdes-Scantling	202	3,533	17.5	20
2. George Pickens	173	2,841	16.4	12
3. Gabe Davis	183	2,969	16.2	29

CEDRICK WILSON JR.

This seventh-year wideout was signed by New Orleans to a two-year contract at the start of free agency to compete for snaps on offense and to provide veteran leadership to the wideout room. In 82 regular season games with ten starts, he has recorded 118 receptions for 1,448 yards with 12 touchdowns. In 2023, the Memphis native posted 22 catches for 296 yards with three touchdowns, adding three grabs for 37 yards in the postseason. In 13 contests with two starts in 2024, Wilson has grabbed 17 passes for 189 yards with one touchdown and contributed on special teams with nine tackles. On Dec. 15, vs. Washington, Wilson tossed a 21-yard touchdown to RB Alvin Kamara.

KEVIN AUSTIN JR.

A three-year letterman at Notre Dame, Kevin Austin Jr. played in 26 games with 13 starts and finished his college career with 54 receptions for 996 yards [18.4 avg.] with seven touchdowns. He enjoyed his most productive season as a senior in 2021, when he started all 13 games he played in and recorded 48 receptions for 888 yards [18.5 avg.] with seven touchdowns, earning first-team Phil Steele All-Independent honors.

Following his college career, the 6-2, 200-pound South Florida native spent the 2022 season on the Jacksonville Jaguars practice squad. In the spring of 2024, he had 15 receptions for 253 yards with two touchdowns for the UFL's Birmingham Stallions. Signing with New Orleans at the start of training camp, Austin started the season on the practice squad, before moving into the starting lineup in Week 11. Since then, he has played in seven games with two starts and recorded ten receptions for 138 yards and carried once for nine yards as he has helped a position group that has faced injuries.

TIGHT ENDS

JUWAN JOHNSON

The former Penn State and Oregon wideout joined the New Orleans Saints in 2020 following the NFL Draft and transitioned to tight end his second season in 2021. In 2022, the New Jersey native had a breakout campaign as he appeared in 16 games with 12 starts and finished with 42 receptions for 508 yards and a team-best seven touchdown grabs. Johnson was tied for third among National Football League tight ends in receiving touchdowns. Overall, Johnson's 18 touchdown grabs since 2021 lead the team.

In 13 games with 11 starts in 2023, Johnson finished with 37 receptions for 368 yards and four touchdowns to lead the position group in all major receiving categories. In his final four contests of the season, three of which were Saints victories, Johnson had 17 grabs for 206 yards and three touchdowns. In 2024, Johnson has stepped up after missing most of training camp with a foot injury to play in all 16 games with four starts and make a career-high 44 receptions for 468 yards and three touchdowns.



BIG TARGET

Johnson's 14 touchdown grabs since 2022 after converting to the tight end position from wide receiver are tied for seventh among tight ends.



2022-PRESENT NATIONAL FOOTBALL LEAGUE TIGHT END RECEIVING TD LEADERS

Rk. Player	No.
1. George Kittle	25
2. Mark Andrews	21
3. Travis Kelce	20
4t. Cole Kmet	17
4t. Sam LaPorta	17
6. David Njoku	15
7t. Juwan Johnson	14
7t. Isaiah Likely	14

FOSTER MOREAU

This veteran tight end and New Orleans native who was a standout at Jesuit High School and Louisiana State University signed with the Saints in the 2023 offseason. He finished his fifth National Football League season and first with the Black and Gold after spending his first four campaigns with the Oakland/Las Vegas Raiders, who originally selected him in the fourth round of the 2019 NFL Draft. In his career, Moreau has contributed both as a pass catcher and blocker, appearing in 91 regular season games with 59 starts and has recorded 137 receptions for 1,635 yards [11.9 avg.] with 17 touchdowns, also adding seven special teams tackles.

In his first season with the Saints, Moreau was selected as the club's winner of the Ed Block Courage Award, recognizing his recovery and return to the field following an offseason diagnosis of Nodular Lymphocyte-Pedominant Hodgkins Lymphoma [NLPHL] at a free agency physical with the team. Moreau returned to the field following the NFL Draft and also battled a nagging ankle injury to play in 15 games with ten starts and recorded 21 receptions for 193 yards with one touchdown.

In 2024, Moreau has a club-best five scoring grabs on 28 catches for 382 yards [13.6 avg.], starting all 16 games, providing a presence pass catching as well blocking for the run offense and in the passing game.



DEFENSIVE LINE

CAMERON JORDAN

New Orleans' first choice in the 2011 NFL Draft [24th overall] out of the University of California, Jordan has played in 225 career regular season games with 224 starts, recording 809 tackles (496 solo), a franchise record 121.5 sacks for a loss of 805.5 yards, three interceptions, 67 pass breakups, 15 forced fumbles and 11 fumble recoveries. In 2023, despite a lingering ankle injury, Jordan started every contest and recorded 43 tackles (20 solo), two sacks, three pass breakups and one fumble recovery.



Jordan has returned from offseason ankle surgery to start every game and ranks among the team's leaders on the defensive line, starting all 16 games and making 33 tackles, four sacks for a loss of 26 yards, including one on Sunday against the Las Vegas Raiders, one interception and four passes defensed. Off-the-field, as a ten-time team captain, Jordan sets the standard for excellent as he was selected as the team nominee for the third time for the NFL's Walter Payton Man of the Year award and also has been recognized for his citizenship and commitment to family and community as one of ten finalists for the Bart Star Award. Jordan's leadership has served as a crucial component in a Saints season that has faced adversity in the form of extensive injuries and an in-season coaching change in the face of a seven-game losing streak. His leadership has helped set a tone for the team to rally and win three contests after a 2-7 start to the season.

After recording only one sack as a rookie in 2011, Jordan immediately picked up his production with eight takedowns in 2012. His 120.5 takedowns since his second season (2012), leads the NFL over that span.

MOST SACKS IN THE NFL SINCE 2012

Rk. Player	No.
1. Cameron Jordan	120.5
2. Von Miller	117
3. Chandler Jones	112
4. Aaron Donald	111

Jordan's 75 quarterback takedowns since 2017 are seventh in the National Football League.

MOST SACKS IN THE NFL SINCE 2017

Rk. Player	No.
1. T.J. Watt	108
2. Myles Garrett	102.5
3. Aaron Donald	83
4. Danielle Hunter	81
5. Chris Jones	78.5
6. Khalil Mack	77.5
7. Cameron Jordan, NO	74.5
8. Trey Hendrickson	73.5

JORDAN SACK NOTES

Jordan is ranked first on the club's all-time sack list, currently tied for 22nd in NFL record books.

**NEW ORLEANS SAINTS ALL-TIME SACK LEADERS
[Regular Season since 1982]**

Rk. Player, Years	No.
1. Cameron Jordan, 2011-	121.5
2. Rickey Jackson, 1982-93	115.0
3. Wayne Martin, 1989-99	82.5
4. Pat Swilling, 1986-92	76.5
5. Will Smith, 2004-12	67.5

Jordan has 54.5 sacks against NFC South teams. He has 17 sacks against this week's opponent, the Tampa Bay Buccaneers.

**JORDAN'S CAREER SACKS
[Most vs. a Single Team]**

Rk. Team	No.
1. Atlanta Falcons	24
2. Tampa Bay Bucs	17
3. Carolina Panthers	13.5

Since Week Eight of the 2014 season, Jordan has established himself as one of the National Football League's elite defenders. He's ranked sixth in the NFL since October 26, 2014 with 99 quarterback takedowns.

MOST SACKS IN THE NFL SINCE OCTOBER 26, 2014

Rk. Player	No.
1. Aaron Donald	109
2. T.J. Watt	108
3. Khalil Mack	107.5
4. Myles Garrett	102.5
5. Danielle Hunter	99.5
6. Cameron Jordan	99

SAINTS AT BUCCANEERS

Jordan's 121.5 career sacks are ranked second among active players

LEADING ACTIVE NFL PLAYERS IN SACKS

Rk. Player	No.
1. Von Miller	127.5
2. Cameron Jordan	120.5
3. T.J. Watt	108

MULTI-SACK GAMES

Jordan has posted 121.5 career sacks since 2011 and is the only player to have 100 takedowns and 60 passes defended. During this time, the Saints own a 58-25 regular season record when he corals a signal caller and boast a 24-4 mark in a multi-sack performance. Jordan's 28 multi-sack games rank first in franchise record books, with he and Rickey Jackson of them leading the franchise with six performances of at least three sacks.

CAMERON JORDAN'S MULTIPLE SACK GAMES

Date, Opp.	Tckls.	Solo	Asst.	Scks.	Yds.
11/5/12 vs. Phi.	3	3	3	3	21
9/22/13 vs. Ari.	7	3	4	2	14
11/21/13 @ Atl.	7	3	4	2.5	10.5
12/8/13 vs. Car.	5	3	2	2	19
10/26/14 vs. GB	4	3	1	2	15
12/28/14 @ TB	6	4	2	1.5	9
10/15/15 vs. Atl.	7	6	1	3	12
10/25/15 @ Ind.	3	2	1	2	12
10/15/17 vs. Det.	5	4	1	2	12
11/5/17 vs. TB	7	5	2	1.5	9
11/26/17 @ LAR	4	4	0	2	20
12/24/17 vs. Atl.	3	3	0	2	10
9/16/18 vs. Cle.	2	2	0	2	11
9/23/18 @ Atl.	5	4	1	2	8
11/22/18 vs. Atl.	3	3	0	2	9
11/29/18 @ Dal.	7	3	4	2	10
12/9/18 @ TB	4	4	0	2	21
10/13/19 @ JAX	4	3	1	2	12
10/20/19 @ Chi.	2	2	0	2	16
11/17/19 @ TB	3	1	2	1.5	12
11/28/19 @ Atl.	5	1	6	4	19
11/22/20 vs. Atl.	4	0	4	3	14
12/19/21 @ TB	5	0	5	2	13

CAMERON JORDAN'S MULTIPLE SACK GAMES

Date, Opp.	Tckls.	Solo	Asst.	Scks.	Yds.
12/27/21 vs. Mia.	4	2	6	2	9
1/2/22 vs. Car.	6	2	8	3.5	21.5
10/9/22 vs. Sea.	3	3	0	2	23
1/1/23 @ Phi.	5	5	0	3	16
12/15/24 vs. Was.	6	3	3	2	11

MR. 200

On Dec. 24, 2022, at Cleveland, Jordan played in his 200th career game [regular season/postseason combined] in a Black and Gold uniform, moving him into third place on the club's all-time games played list. The following week at Philadelphia, Jan. 1, 2023, Jordan also started his 200th career game, joining Drew Brees as only the second player to open 200 contests in franchise history. On Sept. 24, 2023, at Green Bay, Jordan played in his 206th career game, passing Thomas Morstead for second all-time in club record books. On Oct. 29, 2023, Jordan became only the second Saints player, first defensive Saint and 57th NFL defensive lineman to play in 200 regular season contests. On Nov. 5, 2023 vs. Chicago, he became only the second Saint to start 200 career regular season contests. Jordan has played in 225 career regular season games and playing in his 226th game on Sunday and move into sole possession of 14th among NFL defensive linemen.

SAINTS ALL-TIME GAMES PLAYED LIST [REGULAR SEASON AND POSTSEASON COMBINED]

Rk. Saint	Years	No.
1. Drew Brees	2006-20	245
2. Cameron Jordan	2011-	236
3. Thomas Morstead	2009-20	205
4. Morten Andersen	1982-94	190

SAINTS ALL-TIME GAMES PLAYED LIST [REGULAR SEASON]

Rk. Saint	Years	No.
1. Drew Brees	2006-20	228
2. Cameron Jordan	2011-	225
3. Morten Andersen	1982-94	196

**MOST GAMES STARTED IN SAINTS HISTORY
[REGULAR SEASON]**

Rk. Saint	Years	No.
1. Drew Brees	2006-20	228
2. Cameron Jordan	2011-	224

**MOST CONSECUTIVE REGULAR SEASON GAMES
PLAYED BY NEW ORLEANS SAINTS PLAYERS**

Rk. Saint	Dates	No.
1. Cameron Jordan	[9/8/11-12/2/21]	172
2. Jim Dombrowski	[10/25/87-11/3/96]	148

VERSATILE DEFENDER

Jordan is the only NFL defender to record at least 300 tackles, 75 sacks, 75 stops for loss and 90 quarterbacks hits since 2017. Since 2017, he has posted 416 stops, 75 sacks, 95 tackles for loss and 135 quarterback hits.

ONE OF 15

Jordan is now one of only 15 National Football League players to have at least 15 sacks against two opponents, 17 against the Tampa Bay Buccaneers and 23 against the Atlanta Falcons, both NFC South divisional rivals. Jordan's 23 takedowns of former Atlanta QB Matt Ryan are the most sacks a player has had against an individual quarterback in NFL history.

TACKLES FOR LOSS

Jordan's 95 tackles for loss since 2017 are ranked sixth in the NFL over the period.

MOST TACKLES FOR LOSS IN THE NFL SINCE 2017

Rk. Player	No.
1. T.J. Watt	126
2. Aaron Donald	119
3. Myles Garrett	115
4. Danielle Hunter	106
5. Maxx Crosby	105
6. Cameron Jordan	95

PRO BOWL LEADER

With eight Pro Bowl appearances as a Saint since joining the club in 2011, no Saints defensive player has been selected to the league's all-star game more than Jordan in franchise history and only trails QB Drew Brees in all-time selections

SAINTS ALL-TIME PRO BOWL SELECTIONS

Rk. Saint	Pro Bowl Selections
1. Drew Brees	12
2. Cameron Jordan	8

IRON MAN

Until missing the Dec. 12, 2021 contest at the New York Jets on the Reserve/COVID-19 list, Jordan had enjoyed the longest active games played streak (172) among position players and the longest games started streak. Missing one contest in 2022 (eye), his first due to injury, Jordan played in at least 16 contests in his first 12 seasons. In 2023, he played in every game for the 12th time in his 14-year career, opening all 17 contests.

YEAR BY YEAR

In addition to being the franchise's all-time sack leader, Jordan has led the Saints in takedowns a franchise-best nine times (2012-13, 2015-19 and 2021-22).

MOST SEASONS LEADING SAINTS IN SACKS

Rk. Saint	Seasons	Sacks
1. Cameron Jordan	9	118.5
2t. Rickey Jackson	5	115
2t. Pat Swilling	5	76.5

**CONSECUTIVE REGULAR SEASON GAMES STARTED
BY SAINTS PLAYERS**


Rk. Saint	Dates	No.
1. Cameron Jordan	[1/2/12-12/2/21]	157
2. Wayne Martin	[9/19/91-1/2/99]	144
3. Jahri Evans	[9/10/06-9/15/13]	114

SAINTS AT BUCCANEERS

BRYAN BRESEE

The team's first round selection in 2023 out of Clemson after being a three-time All-ACC selection, the Maryland native played in 26 games with 21 starts for the Tigers, producing 54 tackles (35 solo), 15 stops for loss, nine sacks, a forced fumble, an interception and five passes defensed.

Bresee immediately found a role in New Orleans' interior rotation and appeared in all 17 games, recording 24 tackles, 4.5 sacks and six passes defensed. His takedown total was the highest by a Saints rookie defensive tackle since becoming an official statistic in 1982 and his pass defense total was the most in club records for a rookie at the position since the statistic was officially recorded in 1980. Bresee also tied for second in the league among defensive tackles in 2023.



Bresee is enjoying a breakout sophomore campaign, playing in all 16 games and tied for fourth in the NFL among defensive tackles with a career-high and team-leading 7.5 sacks. The 7.5 takedowns are the ninth-highest total in a single-season for a Saints defensive tackle.

2024 SACK LEADERS AMONG DEFENSIVE TACKLES

Rk. Defensive Tackle	Team	No.
1. Dexter Lawrence	NYG	9
2. Zach Sieler	Mia.	8.5
3. Cameron Heyward	Pit.	8
4t. Bryan Bresee	NO	7.5
4t. Calijah Kancey	TB	7.5

CARL GRANDERSON

Signed by New Orleans as an undrafted free agent out of Wyoming in 2019, Granderson posted 17.5 sacks in college and possesses the prototypical frame for an NFL pass rusher. Granderson has become a significant cog in the team's defensive line rotation with 235 tackles, 28.5 sacks, five pass breakups, four forced fumbles and two recoveries.

Earning the starting right defensive end position in 2023, Granderson posted a career-high 78 tackles (44 solo), led the team with a career-best 8.5 sacks for a 55-yard loss, one pass defense, one forced fumble and one fumble recovery. Through 16 games in 2024, Granderson has 56 tackles, 5.5 sacks, tied for second on the team with Chase Young, a career-high three passes defensed, one forced fumble and a blocked extra point.

TACKLES UP FRONT

Granderson's 78 tackles in 2023 ranked fifth in the National Football League among defensive linemen and were the most by a Saints defensive lineman since 2004.

MOST TACKLES BY AN NFL DEFENSIVE LINEMAN IN 2023 (PRESS BOX TOTALS)

Rk. Lineman	Team	No.
1. Derrick Brown	Carolina	103
2. Harrison Phillips	Minnesota	92
3. Maxx Crosby	Las Vegas	90
4. DeForest Buckner	Indianapolis	81
5. Carl Granderson	New Orleans	78

MOST TACKLES BY A SAINTS DEFENSIVE LINEMAN SINCE 2004 (PRESS BOX TOTALS)

Rk. Saints DL	Year	No.
1. Charles Grant	2004	80
2. Carl Granderson	2023	78

PAYTON TURNER

With the 28th overall pick in the 2021 NFL Draft out of Houston, the Saints added to the line with this gifted pass rusher. In 30 career games, Turner has recorded 48 tackles, five sacks, four pass breakups, two forced fumbles one fumble recovery, one special teams stop and one blocked field goal. In 2023, the Texan suffered a toe injury in the opening win over Tennessee that sidelined him for 15 contests. However, Turner returned for the finale vs. Atlanta and recorded the first fumble recovery of his career, showing his promise both with his pass rush and playmaking abilities. Turner is a part of the team's defensive line rotation in 2024 with 19 tackles, two sacks, a career-high four passes defensed, two forced fumbles and two special teams stops.

CHASE YOUNG

Originally selected by Washington with the second overall pick in the 2020 NFL Draft out of Ohio State, this talented edge rusher is in his fifth season in the NFL and first with New Orleans. In five campaigns for Washington [2020-23], San Francisco [2023] and New Orleans [2024], Young has appeared in 58 regular season games with 32 starts and recorded 127 tackles (85 solo), 22 sacks, 28 stops for loss, 11 pass breakups, seven forced fumbles and three fumble recoveries. The consensus NFL Defensive Rookie of the Year, Young recorded 44 tackles, 7.5 sacks, ten stops for loss and made multiple splash plays with four forced fumbles and three fumble recoveries in 2020. Young played in only 12 games from 2021-22 after suffering a knee injury midway through his second campaign. In 2023, he played in seven games for Washington and nine for San Francisco following a midseason trade and tied his career-best with 7.5 takedowns in helping the 49ers advance to Super Bowl LVIII. Young has fit in with the New Orleans defensive line with 25 tackles, 5.5 sacks, a takedown on a two-point conversion attempt, a forced fumble and two pass defenses.

NATHAN SHEPHERD

Originally selected by the New York Jets in the third round of the 2018 NFL Draft out of Fort Hays State, this versatile defensive tackle enters his seventh NFL season, his second campaign with the Saints. The Ajax, Ontario, Canada native has appeared in 105 career games with 43 starts, totaling 193 tackles (98 solo) and 10.5 sacks for a loss of 75 yards. In 2024, this valued free agent acquisition has started every game for New Orleans for the second consecutive season and has 36 tackles and 1.5 sacks.

KHALEN SAUNDERS

Originally selected by Kansas City in the third round of the 2019 NFL Draft out of Western Illinois, Saunders enters his sixth NFL season and second campaign with New Orleans. Signed as an unrestricted free agent in 2023, Saunders combined with two other newcomers in Shepherd and Bresee to form a productive interior front, recording career-highs in tackles (57) and solo stops (24). In 67 career regular season games with 31 starts, Saunders has recorded 177 tackles (79 solo), 6.5 sacks, one interception, six pass breakups and five stops for loss.

LINEBACKERS



DEMARIO DAVIS

This dependable and sure-tackling defender joined the New Orleans Saints in 2018 after spending his first six NFL seasons with the New York Jets and Cleveland Browns. In his career, the Brandon, Miss. native has appeared in 209 regular season games with 195 starts for the Jets [2012-15, 2017], Browns [2016] and the Saints [2018-], recording 1,462 stops (923 solo), 44.5 sacks, four interceptions, 61 pass breakups, four forced fumbles, eight fumble recoveries and 24 special teams tackles.

In 2023, Davis started every contest and again led the Black and Gold in tackles with 121 stops (74 solo), ranked second with 6.5 sacks and added one forced fumble, one fumble recovery and four pass breakups. He joined LB Joe Federspiel as only the second Saint to have 100 stops in six straight seasons, having done so in his last seven campaigns and his tenth season overall of his 12-year National Football League career.

Through 15 games in 2024, Davis has 127 stops (63 solo), one sack, one interception and six passes defended, despite missing the first game of his career due an injury, ranking first on the team in stops. Davis has reached 100 stops for the eighth straight season.

2024 NEW ORLEANS SAINTS TACKLE LEADERS

Rk. Saint	No.
1. Demario Davis	127
2. Pete Werner	92
3. Alontae Taylor	87
4. Will Harris	65
5. Tyrann Mathieu	60

1,400 CLUB

Davis joins Bobby Wagner and Lavonte David as only the third active NFL player with 1,450 career tackles [1,462].

ACTIVE NFL TACKLE LEADERS

Rk. Player	No.
1. Bobby Wagner, 2012-	1,834
2. Lavonte David, 2012-	1,778
3. Demario Davis, 2012-	1,462

PETE WERNER



New Orleans selected this three-year starter from Ohio State in the second round of the 2021 NFL Draft. The Indianapolis native finished his college career playing in 47 career games with 35 starts, recording 185 tackles [111 solo], 16 stops for loss, four sacks, 11 pass breakups, four forced fumbles and two fumble recoveries. Werner helped power the Buckeyes to the College Football Playoff championship game as a senior in 2020, when he was voted by the Big Ten coaches as a first-team All-Conference selection and a Butkus Award semi-finalist, posting 54 tackles, 2.5 stops for loss, one sack and two forced fumbles.

In four seasons, Werner has played in 56 games with 48 starts and has recorded 310 tackles [198 solo], a split sack, one interception, five pass breakups, two forced fumbles, two fumble recoveries and three special teams stops.

Werner finished the 2023 season ranked second on the team with 93 stops, a split sack, one interception, one pass breakup and two fumble recoveries, tied for the team lead. In 13 games started/played in 2024, he has posted 92 tackles [54 solo] and one pass defense, needing two stops for a career-high and eight to reach 100.

WILLIE GAY JR.



A contributor on defense for the back-to-back Super Bowl Champion Kansas City Chiefs, this sideline to sideline linebacker joined the Saints at the start of the 2024 free agency period. In five seasons, Gay has played in 72 regular season games with 55 starts, posting 253 tackles [164 solo], seven sacks, four interceptions, including one returned for a touchdown, 21 pass breakups, three forced fumbles, six fumble recoveries and eight special teams stops. In nine postseason games played/starts, Gay has accumulated 29 stops, a split sack and three passes defended.

In his final season in Kansas City, Gay played in 16 regular season games with 15 starts for the Chiefs and finished the season with 58 tackles [44 solo], one sack, one interception, four pass breakups, one forced fumble and a career-high three fumble recoveries. In three postseason starts en route to the Super Bowl Championship, Gay collected nine more stops and one pass defense. Despite missing one contest with a hand injury, Gay leads the Saints in 2024 with two fumble recoveries and has added two sacks.

ANFERNEE ORJI

After originally signing as an undrafted free agent out of Vanderbilt in 2023, where he led the Commodores in tackles in each of his final three seasons, Orji spent his entire rookie season on the club's practice squad. He received the opportunity to see extensive snaps in practice in training camp due to injuries to teammates Davis and Werner. In three preseason contests, Orji led the team with 20 tackles [team-high 13 solo], one stop for loss, two passes defended and three special teams stops, securing a 53-man roster spot. He ranks second on the team with 14 special teams tackles and has added 15 defensive stops.

SECONDARY

S TYRANN MATHIEU

This versatile, hard-hitting, playmaking safety and New Orleans native enters his third season with his hometown team, signing after the 2022 NFL Draft. Mathieu has brought experience and leadership to the Saints secondary. He was originally selected by the Arizona Cardinals in the third round (69th overall) in the 2013 NFL Draft out of LSU and has played for the Cardinals (2013-17), Houston Texans (2018), Kansas City Chiefs (2019-21) and Saints (2022-). In 11 NFL seasons, he has played in 179 regular season games with 170 starts and has posted career totals of 832 tackles (680 solo), 43 stops for loss, 11 sacks for a loss of 78 yards, 36 interceptions for 530 return yards, four brought back for touchdowns, 106 passes defended, seven forced fumbles, eight fumble recoveries and five special teams stops. Mathieu has been selected to three Pro Bowls, three *Associated Press* All-Pro teams and the Pro Football Hall of Fame’s 2010’s All-Decade Team.


In his second season in New Orleans in 2023, Mathieu opened all 17 contests for the second consecutive campaign and finished with 75 tackles (50 solo), four interceptions, tied for seventh in the NFL and the team lead, returned for 122 yards with a TD and nine passes defended.

THE ONLY ONE

In 2024, Mathieu is his usual playmaking self. Through 16 games, he has opened every contest at free safety, the only member of the secondary to start every one and posted 60 tackles (43 solo), three interceptions, seven pass breakups, two forced fumbles and one fumble recovery. Mathieu is tied for 18th in the National Football League with three interceptions and is ranked first on the club with four total takeaways.

FOUR IN A ROW

Dating back to an interception in the 2023 season finale vs. Atlanta, recovering a fumble in the 2024 season opener vs. Carolina and picking off Dallas Cowboys quarterback Dak Prescott and Philadelphia Eagles signal-caller Jalen Hurts in Weeks Three and Four, Mathieu recorded a least one takeaway in four consecutive games for the first time in his career. Mathieu is the first Saints defender to record takeaways in four consecutive contests since safety Sammy Knight had at least one in five consecutive contests from Oct. 7-Nov. 4, 2001.



NOSE FOR THE BALL

Mathieu’s 36 interceptions since coming into the NFL in 2013 are first in the league over the period after tying for the club lead with four picks in 2023 and tying for the team lead with three in 2024. Mathieu’s 36 career picks are tied with Minnesota’s Harrison Smith for the most among active players.

**NFL LEADERS IN INTERCEPTIONS
[2013-PRESENT]**

Rk. Player	Interceptions
1. Tyrann Mathieu	36
2t. Marcus Peters	33
2t. Harrison Smith	33

SAINTS AT BUCCANEERS

ALONTAE TAYLOR

Selected by the Saints in the second round (49th overall) of the 2022 NFL Draft out of Tennessee, Taylor shook off early injuries to play in 13 games with nine starts and posted 45 tackles (38 solo) and a club-best 11 pass breakups, ranked fourth among NFL rookies.

Moving to the nickel position in 2023, possessing extensive experience on the inside and the outside, Taylor appeared in all 17 games with 13 starts and recorded 75 tackles, his first two career interceptions and a career-high 14 pass breakups, tied for second on the team and ninth in the NFL.

In 2024, Taylor has played in all 16 games with 14 starts and ranks third on the team with a career-high 87 tackles (59 solo), is tied for fourth with four sacks and has added a club-best 16 passes defended and two forced fumbles to tie for the team best. His four sacks are tied for the most by a Saints cornerback with Alex Molden. His pass defense total is ranked third in the National Football League.

GET A HAND ON

Taylor's 16 passes defended in 2024 are ranked first in the NFC and third in the National Football League, while his 41 since coming into the NFL in 2022 are tied for fourth.

**PASSES DEFENSED IN THE NFL IN 2024
[Press Box Stats]**

Rk. Defender	PD
1. Denzel Ward	19
2. Derek Stingley Jr.	18
3. Alontae Taylor	16

**PASSES DEFENSED IN THE NFL SINCE 2022
[Press Box Stats]**

Rk. Defender	PD
1. Denzel Ward	45
2t. Darius Slay	42
2t. Darius Williams	42
4t. Alontae Taylor	41
4t. Sauce Gardner	41
4t. Charvarius Ward	41
4t. Riq Woolen	41

DB DROP

In the Sept. 8 season-opening win over Carolina, Taylor became the first Saints defensive back to record three sacks in a contest since the statistic was officially recognized by the NFL in 1982. The only other defensive back to record three sacks on kickoff weekend is former Chargers S Rodney Harrison (vs. Buffalo, 9/6/98). After splitting a sack on October 27 at the Los Angeles Chargers, Taylor's four sacks are tied for the highest total by a cornerback in Saints record books with Alex Molden's four in 1997, while the total ranks second among defensive backs and leads all cornerbacks.

NFL SACK LEADERS AMONG DEFENSIVE BACKS

Rk. DB	Sacks
1. Derwin James Jr.	5.5
2. Alontae Taylor, NO	4
3. Donovan Wilson, Dal.	3.5
4t. Keisean Nixon, GB	3
4t. Jason Pinnock, NYG	3

NEW ORLEANS SAINTS ALPHABETICAL ROSTER (as of 12/30/24)

No.	Name	Pos.	Ht.	Wt.	Born	Exp.	College	H.S. Hometown
0	Amadi, Ugo	S	5-9	201	5/16/97	6	Oregon	Nashville, Tenn.
81	Austin Jr., Kevin	WR	6-2	200	3/30/00	1	Notre Dame	Fort Lauderdale, Fla.
97	Boyd, Khristian	DT	6-2	320	2/23/00	R	Northern Iowa	Blue Springs, Mo.
90	Bresee, Bryan	DT	6-5	305	10/6/01	2	Clemson	Damascus, Md.
4	Carr, Derek	QB	6-3	215	3/28/91	11	Fresno State	Bakersfield, Calif.
56	Davis, Demario	LB	6-2	248	1/11/89	13	Arkansas State	Brandon, Miss.
53	Ford, Jaylan	LB	6-2	240	11/28/01	R	Texas	Frisco, Texas
55	Foskey, Isaiah	DE	6-5	270	10/30/00	2	Notre Dame	Concord, Calif.
75	Fuaga, Taliese	T	6-6	324	4/5/02	R	Oregon State	Tacoma, Wash.
6	Gay Jr., Willie	LB	6-1	243	2/15/98	5	Mississippi State	Starkville, Miss.
96	Granderson, Carl	DE	6-5	261	12/18/96	6	Wyoming	Sacramento, Calif.
48	Gray, J.T.	DB	6-0	202	1/18/96	7	Mississippi State	Clarksdale, Miss.
19	Grupe, Blake	K	5-7	156	11/5/98	2	Notre Dame	Sedalia, Mo.
3	Haener, Jake	QB	6-1	200	3/10/99	2	Fresno State	Danville, Calif.
5	Harris, Will	DB	6-1	206	12/19/95	6	Boston College	Suwanee, Ga.
43	Hayball, Matthew	P	6-0	189	3/12/97	R	Vanderbilt	West Adelaide, Australia
60	Hergel, Kyle	G	6-2	315	10/7/99	R	Boston College	Mississauga, Ontario, Canada
85	Holker, Dallin	TE	6-3	241	4/7/00	R	Colorado State	Lehi, Utah
31	Howden, Jordan	DB	6-0	209	5/14/00	2	Minnesota	San Diego, Calif.
27	Jean-Charles, Shemar	DB	5-10	184	6/20/98	4	Appalachian State	Miramar, Fla.
83	Johnson, Juwan	TE	6-4	231	9/13/96	5	Oregon	Glassboro, N.J.
94	Jordan, Cameron	DE	6-4	287	7/10/89	14	California	Chandler, Ariz.
41	Kamara, Alvin	RB	5-10	215	7/25/95	8	Tennessee	Atlanta, Ga.
92	Kpassagnon, Tanoh	DE	6-7	289	6/14/94	8	Villanova	Ambler, Pa.
66	Lemieux, Shane	C/G	6-4	310	5/12/97	5	Oregon	Yakima, Wash.
32	Mathieu, Tyrann	S	5-9	190	5/13/92	12	LSU	New Orleans, La.
14	McKinstry, Kool-Aid	CB	5-11	199	9/30/02	R	Alabama	Pinson, Ala.
25	Miller, Kendre	RB	6-0	220	6/11/02	2	TCU	Mount Enterprise, Texas
33	Mims, Jordan	RB	6-0	205	6/16/99	1	Fresno State	Atherton, Calif.
87	Moreau, Foster	TE	6-4	250	5/6/97	6	LSU	New Orleans, La.
58	Orji, Anfernee	LB	6-2	230	10/6/00	1	Vanderbilt	Rockwall, Texas
36	Payton, Rico	CB	6-0	182	11/28/99	R	Pittsburg State	St. Louis, Mo.
70	Penning, Trevor	T	6-7	325	5/15/99	3	Northern Iowa	Mason City, Iowa
17	Pettis, Dante	WR	6-1	195	10/23/95	6	Washington	San Juan Capistrano, Calif.
46	Prentice, Adam	FB	6-0	245	1/16/97	4	South Carolina	Clovis, Calif.
18	Rattler, Spencer	QB	6-0	211	9/28/00	R	South Carolina	Phoenix, Ariz.
95	Ridgeway III, John	DT	6-5	321	5/7/99	3	Arkansas	Bloomington, Ill.
51	Ruiz, Cesar	C/G	6-4	316	6/14/99	5	Michigan	Camden, N.J.
50	Saunders, Khalen	DT	6-0	324	8/9/96	6	Western Illinois	St. Louis, Mo.
45	Sewell, Nephi	LB	6-0	228	12/19/98	2	Utah	St. George, Utah
93	Shepherd, Nathan	DT	6-4	315	10/9/93	7	Fort Hays State	Ajax, Ontario, Canada
44	Stalbird, Isaiah	LB	6-1	215	7/18/00	R	South Dakota State	Kearney, Neb.
1	Taylor, Alontae	CB	6-1	199	12/3/98	3	Tennessee	Manchester, Tenn.
84	Tipton, Mason	WR	5-11	187	9/27/00	R	Yale	Akron, Ohio
98	Turner, Payton	DE	6-6	270	1/7/99	4	Houston	Houston, Texas
74	Udoh, Olisaemeka	OL	6-6	320	2/14/97	6	Elon	Fayetteville, N.C.
10	Valdes-Scantling, Marquez	WR	6-4	206	10/10/94	7	South Florida	St. Petersburg, Fla.
20	Werner, Pete	LB	6-3	242	6/5/98	4	Ohio State	Indianapolis, Ind.
21	Williams, Jamaal	RB	6-0	224	4/3/95	8	BYU	Fontana, Calif.
11	Wilson Jr., Cedrick	WR	6-2	197	11/20/95	7	Boise State	Memphis, Tenn.
49	Wood, Zach	LS	6-3	255	1/10/93	8	Southern Methodist	Rowlett, Texas
99	Young, Chase	DE	6-5	265	4/14/99	5	Ohio State	Hyattsville, Md.
67	Young, Landon	T	6-7	321	8/21/97	4	Kentucky	Lexington, Ky.

Players on Active Roster: (53)

Practice Squad: (15)

57	Anderson, Ryder	DT	6-6	280	10/15/98	2	Indiana	Katy, Texas
38	Bradford, Millard	S	5-10	191	9/24/99	R	TCU	Helotes, Texas
76	Deculus, Austin	T	6-5	321	3/12/99	3	LSU	Cypress, Texas
15	DiNucci, Ben	QB	6-2	215	11/24/96	2	James Madison	Gibsonia, Penn.
23	Edwards-Helaire, Clyde	RB	5-7	207	4/11/99	5	LSU	Baton Rouge, La.
72	Ezirim, Josiah	T	6-6	329	5/21/01	R	Eastern Kentucky	Hilliard, Ohio
26	Fluellen, Travion	CB	6-2	210	3/22/01	R	Middle Tennessee State	Gilmer, Texas
63	Haynesworth, Sincere	C	6-1	310	4/13/01	R	Tulane	Pearland, Texas
28	Herndon, Tre	DB	5-11	185	3/5/96	7	Vanderbilt	Ooltewah, Tenn.
80	Jackson, Jermaine	WR	5-7	170	6/2/00	R	Idaho	San Leandro, Calif.
86	Jacobson, Michael	TE	6-7	244	4/4/97	1	Iowa State	Waukee, Iowa
39	Smyth, Charlie	K	6-4	210	6/26/01	R	International Pathway Program	Newry, Ireland
13	St. Brown, Equanimeous	WR	6-5	214	9/30/96	6	Notre Dame	Anaheim, Calif.
34	Valladay, Xazavian	RB	6-0	198	7/3/98	1	Arizona State	Chicago, Ill.
82	Welch, Treyton	TE	6-4	240	1/10/01	R	Wyoming	Buffalo, Minn.

Reserve/Injured: (12)

29	Adebo, Paulson	CB	6-1	192	7/3/99	4	Stanford	Mansfield, Texas
77	Herron, Justin	T	6-5	290	11/27/95	5	Wake Forest	Silver Spring, Md.
7	Hill, Taysom	TE	6-2	221	8/23/90	8	BYU	Pocatello, Idaho
52	Jackson, D'Marco	LB	6-1	233	7/20/98	3	Appalachian State	Spartanburg, S.C.
78	McCoy, Erik	C/G	6-4	303	8/27/97	6	Texas A&M	Lufkin, Texas
16	Means, Bub	WR	6-2	215	1/10/01	R	Pittsburgh	Lovejoy, Ga.
12	Olave, Chris	WR	6-0	187	6/27/00	3	Ohio State	San Marcos, Calif.
62	Patrick, Lucas	OL	6-3	313	7/30/93	8	Duke	Brentwood, Tenn.
76	Peterson, Camron	DT	6-5	238	9/13/99	1	Southern	Houston, Texas
64	Saldiveri, Nick	OL	6-6	316	8/14/00	2	Old Dominion	Monroe, N.C.
22	Shaheed, Rashid	WR/RS	6-0	180	8/31/98	3	Weber State	San Diego, Calif.
28	Wright, Rejzohn	CB	6-2	193	9/4/00	1	Oregon State	Union City, Calif.

Practice Squad Injured: (1)

59	Jeffcoat, Trajan	DE	6-4	266	10/7/99	R	Arkansas	Columbia, S.C.
----	------------------	----	-----	-----	---------	---	----------	----------------

Reserve/Physically Unable to Perform: (1)

71	Ramczyk, Ryan	T	6-6	314	4/22/94	8	Wisconsin	Stevens Point, Wis.
----	---------------	---	-----	-----	---------	---	-----------	---------------------

INTERIM HEAD COACH: DARREN RIZZI. Assistants: Clancy Barone (Tight Ends), **John Benton** (Offensive Line), **Rick Dennison** (Senior Offensive Assistant), **Jahri Evans** (Offensive Assistant), **Derrick Foster** (Running Backs), **Phil Galiano** (Assistant Special Teams), **Matt Giordano** (Defensive Assistant), **Peter Giunta** (Senior Defensive Assistant), **Adam Gristick** (Defensive Assistant), **Michael Hodges** (Linebackers), **Andrew Janocko** (Quarterbacks), **Klint Kubiak** (Offensive Coordinator), **Marwan Maalouf** (Special Teams Assistant), **Mike Martinez** (Assistant to the Head Coach), **DeNarius McGhee** (Assistant Wide Receivers), **Kevin Petry** (Offensive Assistant), **Marcus Robertson** (Secondary), **Jordan Traylor** (Offensive Assistant), **Keith Williams** (Wide Receivers), **Joe Woods** (Defensive Coordinator), **Brian Young** (Pass Rush Specialist).

NEW ORLEANS SAINTS NUMERICAL ROSTER (as of 12/30/24)

No.	Name	Pos.	Ht.	Wt.	Age	Exp.	College	H.S. Hometown	How Acquired	GP	GS	DNP	IA
0	Ugo Amadi	S	5-9	201	27	6	Oregon	Nashville, Tenn.	FA-23	10	5	0	0
1	Alontae Taylor	CB	6-1	199	26	3	Tennessee	Manchester, Tenn.	D2-22	16	14	0	0
3	Jake Haener	QB	6-1	200	25	2	Fresno State	Danville, Calif.	D4b-23	8	1	8	0
4	Derek Carr	QB	6-3	215	33	11	Fresno State	Bakersfield, Calif.	FA-23	10	10	0	6
5	Will Harris	DB	6-1	206	29	6	Boston College	Suwanee, Ga.	UFA-24 (DET)	12	12	0	0
6	Willie Gay Jr.	LB	6-1	243	26	5	Mississippi State	Starkville, Miss.	UFA-24 (KC)	15	8	0	1
10	Marquez Valdes-Scantling	WR	6-4	206	30	7	South Florida	St. Petersburg, Fla.	FA-24	7	7	0	2
11	Cedrick Wilson Jr.	WR	6-2	197	29	7	Boise State	Memphis, Tenn.	UFA-24 (MIA)	14	2	0	2
14	Kool-Aid McKinstry	CB	5-11	199	22	R	Alabama	Pinson, Ala.	D2-24	14	9	0	2
17	Dante Pettis	WR	6-1	195	29	6	Washington	San Juan Capistrano, Calif.	FA-24	7	0	0	0
18	Spencer Rattler	QB	6-0	211	24	R	South Carolina	Phoenix, Ariz.	D5a-24	6	5	0	10
19	Blake Grupe	K	5-7	156	26	2	Notre Dame	Sedalia, Mo.	FA-23	16	0	0	0
20	Pete Werner	LB	6-3	242	26	4	Ohio State	Indianapolis, Ind.	D2-21	13	13	0	3
21	Jamaal Williams	RB	6-0	224	29	8	BYU	Fontana, Calif.	UFA-23 (DET)	13	0	0	3
25	Kendre Miller	RB	6-0	220	22	2	TCU	Mount Enterprise, Texas	D3-23	6	3	0	1
27	Shemar Jean-Charles	DB	5-10	184	26	4	Appalachian State	Miramar, Fla.	FA-23	8	3	0	0
31	Jordan Howden	DB	6-0	209	24	2	Minnesota	San Diego, Calif.	D5-23	16	4	0	0
32	Tyrann Mathieu	S	5-9	190	32	12	LSU	New Orleans, La.	UFA-22 (KC)	16	16	0	0
33	Jordan Mims	RB	6-0	205	25	1	Fresno State	Atherton, Calif.	FA-23	11	0	0	4
36	Rico Payton	CB	6-0	182	25	R	Pittsburg State	St. Louis, Mo.	FA-24	15	0	0	1
41	Alvin Kamara	RB	5-10	215	29	8	Tennessee	Atlanta, Ga.	D3a-17	14	14	0	2
43	Matthew Hayball	P	6-0	189	27	R	Vanderbilt	West Adelaide, Australia	FA-24	16	0	0	0
44	Isaiah Stalbird	LB	6-1	215	24	R	South Dakota State	Kearney, Neb.	FA-24	4	0	0	0
45	Nephi Sewell	LB	6-0	228	26	2	Utah	St. George, Utah	FA-22	6	0	0	0
46	Adam Prentice	FB	6-0	245	27	4	South Carolina	Clovis, Calif.	WAI-21 (DEN)	16	6	0	0
48	J.T. Gray	DB	6-0	202	28	7	Mississippi State	Clarksdale, Miss.	FA-18	16	0	0	0
49	Zach Wood	LS	6-3	255	31	8	Southern Methodist	Rowlett, Texas	FA-17	16	0	0	0
50	Khalen Saunders	DT	6-0	324	28	6	Western Illinois	St. Louis, Mo.	UFA-23 (KC)	12	9	0	4
51	Cesar Ruiz	C/G	6-4	316	25	5	Michigan	Camden, N.J.	D1-20	12	12	0	4
53	Jaylan Ford	LB	6-2	240	23	R	Texas	Frisco, Texas	D5c-24	9	0	0	7
55	Isaiah Foskey	DE	6-5	270	24	2	Notre Dame	Concord, Calif.	D2-23	16	0	0	0
56	Demario Davis	LB	6-2	248	35	13	Arkansas State	Brandon, Miss.	UFA-18 (NYJ)	15	15	0	1
58	Anfernee Orji	LB	6-2	230	24	1	Vanderbilt	Rockwall, Texas	FA-23	16	0	0	0
60	Kyle Hergel	G	6-2	315	25	R	Boston College	Mississauga, Ontario, Canada	FA-24	7	0	0	0
66	Shane Lemieux	C/G	6-4	310	27	5	Oregon	Yakima, Wash.	UFA-24 (NYG)	6	3	2	0
67	Landon Young	T	6-7	321	27	4	Kentucky	Lexington, Ky.	D6-21	16	4	0	0
70	Trevor Penning	T	6-7	325	25	3	Northern Iowa	Mason City, Iowa	D1b-22	16	16	0	0
74	Olisaemeka Udoh	OL	6-6	320	27	6	Elon	Fayetteville, N.C.	UFA-24 (MIN)	13	0	3	0
75	Taliese Fuaga	T	6-6	324	22	R	Oregon State	Tacoma, Wash.	D1-24	16	16	0	0
81	Kevin Austin Jr.	WR	6-2	200	24	1	Notre Dame	Fort Lauderdale, Fla.	FA-24	7	1	0	0
83	Juwan Johnson	TE	6-4	231	28	5	Oregon	Glassboro, N.J.	FA-20	16	6	0	0
84	Mason Tipton	WR	5-11	187	24	R	Yale	Akron, Ohio	FA-24	11	0	0	5
85	Dallin Holker	TE	6-3	241	24	R	Colorado State	Lehi, Utah	FA-24	11	1	1	4
87	Foster Moreau	TE	6-4	250	27	6	LSU	New Orleans, La.	UFA-23 (LV)	16	16	0	0
90	Bryan Bresee	DT	6-5	305	23	2	Clemson	Damascus, Md.	D1-23	16	10	0	0
92	Tanoh Kpassagnon	DE	6-7	289	30	8	Villanova	Ambler, Pa.	UFA-21 (KC)	2	0	0	1
93	Nathan Shepherd	DT	6-4	315	31	7	Fort Hays State	Ajax, Ontario, Canada	UFA-23 (NYJ)	15	14	0	1
94	Cameron Jordan	DE	6-4	287	35	14	California	Chandler, Ariz.	D1a-11	16	16	0	0
95	John Ridgeway III	DT	6-5	321	25	3	Arkansas	Bloomington, Ill.	TR-24 (WAS)	12	0	0	4
96	Carl Granderson	DE	6-5	261	28	6	Wyoming	Sacramento, Calif.	FA-19	16	16	0	0
97	Khristian Boyd	DT	6-2	320	24	R	Northern Iowa	Blue Springs, Mo.	D6-24	5	0	0	11
98	Payton Turner	DE	6-6	270	25	4	Houston	Houston, Texas	D1-21	15	0	0	1
99	Chase Young	DE	6-5	265	25	5	Ohio State	Hyattsville, Md.	UFA-24 (SF)	16	0	0	0

Players on Active Roster: (53)

Practice Squad: (15)

13	Equanimeous St. Brown	WR	6-5	214	28	6	Notre Dame	Anaheim, Calif	UFA-24 (CHI)	2	0	0	0
15	Ben DiNucci	QB	6-2	215	28	2	James Madison	Gibsonia, Penn.	FA-24	0	0	0	0
23	Clyde Edwards-Helaire	RB	5-7	207	25	5	LSU	Baton Rouge, La.	FA-24	1	0	0	0
26	Travion Fluellen	CB	6-2	210	23	R	Middle Tennessee State	Gilmer, Texas	FA-24	0	0	0	0
28	Tre Herndon	DB	5-11	185	28	7	Vanderbilt	Ooltewah, Tenn.	FA-24	1	0	0	0
34	Xazavian Valladay	RB	6-0	198	26	1	Arizona State	Chicago, Ill.	FA-24	0	0	0	0
38	Millard Bradford	S	5-10	191	25	R	TCU	Helotes, Texas	FA-24	2	0	0	0
39	Charlie Smyth	K	6-4	210	23	R	International Pathway Program	Newry, Ireland	FA-24	0	0	0	0
57	Ryder Anderson	DT	6-6	280	26	2	Indiana	Katy, Texas	FA-24	0	0	0	0
63	Sincere Haynesworth	C	6-1	310	23	R	Tulane	Pearland, Texas	FA-24	0	0	0	0
72	Josiah Ezirim	T	6-6	329	23	R	Eastern Kentucky	Hilliard, Ohio	D7-24	0	0	0	0
76	Austin Deculus	T	6-5	321	25	3	LSU	Cypress, Texas	FA-24	0	0	1	0
80	Jermaine Jackson	WR	5-7	170	24	R	Idaho	San Leandro, Calif.	FA-24	4	0	0	0
82	Treyton Welch	TE	6-4	240	23	R	Wyoming	Buffalo, Minn.	FA-24	0	0	0	0
86	Michael Jacobson	TE	6-7	244	27	1	Iowa State	Waukee, Iowa	FA-23	0	0	0	0

Reserve/Injured: (12)

7	Taysom Hill	TE	6-2	221	34	8	BYU	Pocatello, Idaho	WAI-17 (GB)	8	8	0	4
12	Chris Olave	WR	6-0	187	24	3	Ohio State	San Marcos, Calif.	D1a-22	8	8	0	1
16	Bub Means	WR	6-2	215	23	R	Pittsburgh	Lovejoy, Ga.	D5b-24	7	0	0	1
22	Rashid Shaheed	WR/RS	6-0	180	26	3	Weber State	San Diego, Calif.	FA-22	6	6	0	0
28	Rejzohn Wright	CB	6-2	193	24	1	Oregon State	Union City, Calif.	FA-24	0	0	0	0
29	Paulson Adebbo	CB	6-1	192	25	4	Stanford	Mansfield, Texas	D3-21	7	7	0	0
52	D'Marco Jackson	LB	6-1	233	26	3	Appalachian State	Spartanburg, S.C.	D5-22	10	0	0	3
62	Lucas Patrick	OL	6-3	313	31	8	Duke	Brentwood, Tenn.	UFA-24 (CHI)	11	10	0	4
64	Nick Saldiveri	OL	6-6	316	24	2	Old Dominion	Monroe, N.C.	D4a-23	12	6	0	1
76	Camron Peterson	DT	6-5	280	25	1	Southern	Houston, Texas	FA-24	0	0	0	0
77	Justin Herron	T	6-5	290	29	5	Wake Forest	Silver Spring, Md.	FA-24	0	0	0	0
78	Erik McCoy	C/G	6-4	303	27	6	Texas A&M	Lufkin, Texas	D2-19	7	7	0	1

Practice Squad Injured: (1)

59	Trajan Jeffcoat	DE	6-4	266	25	R	Arkansas	Columbia, S.C.	FA-24	0	0	0	0
----	-----------------	----	-----	-----	----	---	----------	----------------	-------	---	---	---	---

Reserve/Physically Unable to Perform: (1)

71	Ryan Ramczyk	T	6-6	314	30	8	Wisconsin	Stevens Point, Wis.	D1b-17	0	0	0	0
----	--------------	---	-----	-----	----	---	-----------	---------------------	--------	---	---	---	---

INTERIM HEAD COACH: DARREN RIZZI. Assistants: Clancy Barone (Tight Ends), **John Benton** (Offensive Line), **Rick Dennison** (Senior Offensive Assistant), **Jahri Evans** (Offensive Assistant), **Derrick Foster** (Running Backs), **Phil Galiano** (Assistant Special Teams), **Matt Giordano** (Defensive Assistant), **Peter Giunta** (Senior Defensive Assistant), **Adam Gristick** (Defensive Assistant), **Michael Hodges** (Linebackers), **Andrew Janocko** (Quarterbacks), **Kliint Kubiak** (Offensive Coordinator), **Marwan Maalouf** (Special Teams Assisnat), **Mike Martinez** (Assistant to the Head Coach), **DeNarius McGhee** (Assistant Wide Receivers), **Kevin Petry** (Offensive Assistant), **Marcus Robertson** (Secondary), **Jordan Traylor** (Offensive Assistant), **Keith Williams** (Wide Receivers), **Joe Woods** (Defensive Coordinator), **Brian Young** (Pass Rush Specialist).

NEW ORLEANS SAINTS EXPERIENCE ROSTER (as of 12/30/24)

No.	Name	Pos.	Ht.	Wt.	Birthdate	Exp.	College	H.S. Hometown
94	Cameron Jordan	DE	6-4	287	7/10/89	14	California	Chandler, Ariz.
56	Demario Davis	LB	6-2	248	1/11/89	13	Arkansas State	Brandon, Miss.
32	Tyrann Mathieu	S	5-9	190	5/13/92	12	LSU	New Orleans, La.
4	Derek Carr	QB	6-3	215	3/28/91	11	Fresno State	Bakersfield, Calif.
41	Alvin Kamara	RB	5-10	215	7/25/95	8	Tennessee	Atlanta, Ga.
92	Tanoh Kpassagnon	DE	6-7	289	6/14/94	8	Villanova	Ambler, Pa.
21	Jamaal Williams	RB	6-0	224	4/3/95	8	BYU	Fontana, Calif.
49	Zach Wood	LS	6-3	255	1/10/93	8	Southern Methodist	Rowlett, Texas
48	J.T. Gray	DB	6-0	202	1/18/96	7	Mississippi State	Clarksdale, Miss.
93	Nathan Shepherd	DT	6-4	315	10/9/93	7	Fort Hays State	Ajax, Ontario, Canada
10	Marquez Valdes-Scantling	WR	6-4	206	10/10/94	7	South Florida	St. Petersburg, Fla.
11	Cedrick Wilson Jr.	WR	6-2	197	11/20/95	7	Boise State	Memphis, Tenn.
0	Ugo Amadi	S	5-9	201	5/16/97	6	Oregon	Nashville, Tenn.
96	Carl Granderson	DE	6-5	261	12/18/96	6	Wyoming	Sacramento, Calif.
5	Will Harris	DB	6-1	206	12/19/95	6	Boston College	Suwanee, Ga.
87	Foster Moreau	TE	6-4	250	5/6/97	6	LSU	New Orleans, La.
17	Dante Pettis	WR	6-1	195	10/23/95	6	Washington	San Juan Capistrano, Calif.
50	Khalen Saunders	DT	6-0	324	8/9/96	6	Western Illinois	St. Louis, Mo.
74	Olisaemeka Udoh	OL	6-6	320	2/14/97	6	Elon	Fayetteville, N.C.
6	Willie Gay Jr.	LB	6-1	243	2/15/98	5	Mississippi State	Starkville, Miss.
83	Juwan Johnson	TE	6-4	231	9/13/96	5	Oregon	Glassboro, N.J.
66	Shane Lemieux	C/G	6-4	310	5/12/97	5	Oregon	Yakima, Wash.
51	Cesar Ruiz	C/G	6-4	316	6/14/99	5	Michigan	Camden, N.J.
99	Chase Young	DE	6-5	265	4/14/99	5	Ohio State	Hyattsville, Md.
27	Shemar Jean-Charles	DB	5-10	184	6/20/98	4	Appalachian State	Miramar, Fla.
46	Adam Prentice	FB	6-0	245	1/16/97	4	South Carolina	Clovis, Calif.
98	Payton Turner	DE	6-6	270	1/7/99	4	Houston	Houston, Texas
20	Pete Werner	LB	6-3	242	6/5/98	4	Ohio State	Indianapolis, Ind.
67	Landon Young	T	6-7	321	8/21/97	4	Kentucky	Lexington, Ky.
70	Trevor Penning	T	6-7	325	5/15/99	3	Northern Iowa	Mason City, Iowa
95	John Ridgeway III	DT	6-5	321	5/7/99	3	Arkansas	Bloomington, Ill.
1	Alontae Taylor	CB	6-1	199	12/3/98	3	Tennessee	Manchester, Tenn.
90	Bryan Bresee	DT	6-5	305	10/6/01	2	Clemson	Damascus, Md.
55	Isaiah Foskey	DE	6-5	270	10/30/00	2	Notre Dame	Concord, Calif.
19	Blake Grupe	K	5-7	156	11/5/98	2	Notre Dame	Sedalia, Mo.
3	Jake Haener	QB	6-1	200	3/10/99	2	Fresno State	Danville, Calif.
31	Jordan Howden	DB	6-0	209	5/14/00	2	Minnesota	San Diego, Calif.
25	Kendre Miller	RB	6-0	220	6/11/02	2	TCU	Mount Enterprise, Texas
45	Nephi Sewell	LB	6-0	228	12/19/98	2	Utah	St. George, Utah
81	Kevin Austin Jr.	WR	6-2	200	3/30/00	1	Notre Dame	Fort Lauderdale, Fla.
33	Jordan Mims	RB	6-0	205	6/16/99	1	Fresno State	Atherton, Calif.
58	Anfernee Orji	LB	6-2	230	10/6/00	1	Vanderbilt	Rockwall, Texas
97	Khristian Boyd	DT	6-2	320	2/23/00	R	Northern Iowa	Blue Springs, Mo.
53	Jaylan Ford	LB	6-2	240	11/28/01	R	Texas	Frisco, Texas
75	Taliese Fuaga	T	6-6	324	4/5/02	R	Oregon State	Tacoma, Wash.
43	Matthew Hayball	P	6-0	189	3/12/97	R	Vanderbilt	West Adelaide, Australia
60	Kyle Hergel	G	6-2	315	10/7/99	R	Boston College	Mississauga, Ontario, Canada
85	Dallin Holker	TE	6-3	241	4/7/00	R	Colorado State	Lehi, Utah
14	Kool-Aid McKinstry	CB	5-11	199	9/30/02	R	Alabama	Pinson, Ala.
36	Rico Payton	CB	6-0	182	11/28/99	R	Pittsburg State	St. Louis, Mo.
18	Spencer Rattler	QB	6-0	211	9/28/00	R	South Carolina	Phoenix, Ariz.
44	Isaiah Stalbird	LB	6-1	215	7/18/00	R	South Dakota State	Kearney, Neb.
84	Mason Tipton	WR	5-11	187	9/27/00	R	Yale	Akron, Ohio

Players on Active Roster: (53)

Practice Squad: (15)

28	Tre Herndon	DB	5-11	185	3/5/96	7	Vanderbilt	Ooltewah, Tenn.
13	Equanimeous St. Brown	WR	6-5	214	9/30/96	6	Notre Dame	Anaheim, Calif.
23	Clyde Edwards-Helaire	RB	5-7	207	4/11/99	5	LSU	Baton Rouge, La.
76	Austin Deculus	T	6-5	321	3/12/99	3	LSU	Cypress, Texas
57	Ryder Anderson	DT	6-6	280	10/15/98	2	Indiana	Katy, Texas
15	Ben DiNucci	QB	6-2	215	11/24/96	2	James Madison	Gibsonia, Penn.
86	Michael Jacobson	TE	6-7	244	4/4/97	1	Iowa State	Waukegan, Iowa
34	Xazavian Valladay	RB	6-0	198	7/3/98	1	Arizona State	Chicago, Ill.
38	Millard Bradford	S	5-10	191	9/24/99	R	TCU	Helotes, Texas
72	Josiah Ezirim	T	6-6	329	5/21/01	R	Eastern Kentucky	Hilliard, Ohio
26	Travion Fluellen	CB	6-2	210	3/22/01	R	Middle Tennessee State	Gilmer, Texas
63	Sincere Haynesworth	C	6-1	310	4/13/01	R	Tulane	Pearland, Texas
80	Jermaine Jackson	WR	5-7	170	6/2/00	R	Idaho	San Leandro, Calif.
39	Charlie Smyth	K	6-4	210	6/26/01	R	International Pathway Program	Newry, Ireland
82	Treyton Welch	TE	6-4	240	1/10/01	R	Wyoming	Buffalo, Minn.

Reserve/Injured: (12)

7	Taysom Hill	TE	6-2	221	8/23/90	8	BYU	Pocatello, Idaho
62	Lucas Patrick	OL	6-3	313	7/30/93	8	Duke	Brentwood, Tenn.
78	Erik McCoy	C/G	6-4	303	8/27/97	6	Texas A&M	Lufkin, Texas
77	Justin Herron	T	6-5	290	11/27/95	5	Wake Forest	Silver Spring, Md.
29	Paulson Adebo	CB	6-1	192	7/3/99	4	Stanford	Mansfield, Texas
52	D'Marco Jackson	LB	6-1	233	7/20/98	3	Appalachian State	Spartanburg, S.C.
12	Chris Olave	WR	6-0	187	6/27/00	3	Ohio State	San Marcos, Calif.
22	Rashid Shaheed	WR/RS	6-0	180	8/31/98	3	Weber State	San Diego, Calif.
64	Nick Saldiveri	OL	6-6	316	8/14/00	2	Old Dominion	Monroe, N.C.
76	Camron Peterson	DT	6-5	238	9/13/99	1	Southern	Houston, Texas
28	Rejzohn Wright	CB	6-2	193	9/7/00	1	Oregon State	Union City, Calif.
16	Bub Means	WR	6-2	215	1/10/01	R	Pittsburgh	Lovejoy, Ga.

Practice Squad Injured: (1)

59	Trajan Jeffcoat	DE	6-4	266	10/7/99	R	Arkansas	Columbia, S.C.
----	-----------------	----	-----	-----	---------	---	----------	----------------

Reserve/Physically Unable to Perform: (1)

71	Ryan Ramczyk	T	6-6	314	4/22/94	8	Wisconsin	Stevens Point, Wis.
----	--------------	---	-----	-----	---------	---	-----------	---------------------

INTERIM HEAD COACH: DARREN RIZZI. Assistants: **Clancy Barone** (Tight Ends), **John Benton** (Offensive Line), **Rick Dennison** (Senior Offensive Assistant), **Jahri Evans** (Offensive Assistant), **Derrick Foster** (Running Backs), **Phil Galiano** (Assistant Special Teams), **Matt Giordano** (Defensive Assistant), **Peter Giunta** (Senior Defensive Assistant), **Adam Gristick** (Defensive Assistant), **Michael Hodges** (Linebackers), **Andrew Janocko** (Quarterbacks), **Klint Kubiak** (Offensive Coordinator), **Marwan Maalouf** (Special Teams Assistant), **Mike Martinez** (Assistant to the Head Coach), **DeNarius McGhee** (Assistant Wide Receivers), **Kevin Petry** (Offensive Assistant), **Marcus Robertson** (Secondary), **Jordan Traylor** (Offensive Assistant), **Keith Williams** (Wide Receivers), **Joe Woods** (Defensive Coordinator), **Brian Young** (Pass Rush Specialist).

NEW ORLEANS SAINTS AGE ROSTER (as of 12/30/24)

No.	Name	Pos.	Ht.	Wt.	Age	Exp.	College	H.S. Hometown	How Acquired
56	Demario Davis	LB	6-2	248	35	13	Arkansas State	Brandon, Miss.	UFA-18 (NYJ)
94	Cameron Jordan	DE	6-4	287	35	14	California	Chandler, Ariz.	D1a-11
4	Derek Carr	QB	6-3	215	33	11	Fresno State	Bakersfield, Calif.	FA-23
32	Tyrann Mathieu	S	5-9	190	32	12	LSU	New Orleans, La.	UFA-22 (KC)
49	Zach Wood	LS	6-3	255	31	8	Southern Methodist	Rowlett, Texas	FA-17
93	Nathan Shepherd	DT	6-4	315	31	7	Fort Hays State	Ajax, Ontario, Canada	UFA-23 (NYJ)
92	Tanoh Kpassagnon	DE	6-7	289	30	8	Villanova	Ambler, Pa.	UFA-21 (KC)
10	Marquez Valdes-Scantling	WR	6-4	206	30	7	South Florida	St. Petersburg, Fla.	FA-24
21	Jamaal Williams	RB	6-0	224	29	8	BYU	Fontana, Calif.	UFA-23 (DET)
41	Alvin Kamara	RB	5-10	215	29	8	Tennessee	Atlanta, Ga.	D3a-17
17	Dante Pettis	WR	6-1	195	29	6	Washington	San Juan Capistrano, Calif.	FA-24
11	Cedrick Wilson Jr.	WR	6-2	197	29	7	Boise State	Memphis, Tenn.	UFA-24 (MIA)
5	Will Harris	DB	6-1	206	29	6	Boston College	Suwanee, Ga.	UFA-24 (DET)
48	J.T. Gray	DB	6-0	202	28	7	Mississippi State	Clarksdale, Miss.	FA-18
50	Khalen Saunders	DT	6-0	324	28	6	Western Illinois	St. Louis, Mo.	UFA-23 (KC)
83	Juwan Johnson	TE	6-4	231	28	5	Oregon	Glassboro, N.J.	FA-20
96	Carl Granderson	DE	6-5	261	28	6	Wyoming	Sacramento, Calif.	FA-19
46	Adam Prentice	FB	6-0	245	27	4	South Carolina	Clovis, Calif.	WAI-21 (DEN)
74	Olisaemeka Udoh	OL	6-6	320	27	6	Elon	Fayetteville, N.C.	UFA-24 (MIN)
43	Matthew Hayball	P	6-0	189	27	R	Vanderbilt	West Adelaide, Australia	FA-24
87	Foster Moreau	TE	6-4	250	27	6	LSU	New Orleans, La.	UFA-23 (LV)
66	Shane Lemieux	C/G	6-4	310	27	5	Oregon	Yakima, Wash.	UFA-24 (NYG)
0	Ugo Amadi	S	5-9	201	27	6	Oregon	Nashville, Tenn.	FA-23
67	Landon Young	T	6-7	321	27	4	Kentucky	Lexington, Ky.	D6-21
6	Willie Gay Jr.	LB	6-1	243	26	5	Mississippi State	Starkville, Miss.	UFA-24 (KC)
20	Pete Werner	LB	6-3	242	26	4	Ohio State	Indianapolis, Ind.	D2-21
27	Shemar Jean-Charles	DB	5-10	184	26	4	Appalachian State	Miramar, Fla.	FA-23
19	Blake Grupe	K	5-7	156	26	2	Notre Dame	Sedalia, Mo.	FA-23
1	Alontae Taylor	CB	6-1	199	26	3	Tennessee	Manchester, Tenn.	D2-22
45	Nephi Sewell	LB	6-0	228	26	2	Utah	St. George, Utah	FA-22
98	Payton Turner	DE	6-6	270	25	4	Houston	Houston, Texas	D1-21
3	Jake Haener	QB	6-1	200	25	2	Fresno State	Danville, Calif.	D4b-23
99	Chase Young	DE	6-5	265	25	5	Ohio State	Hyattsville, Md.	UFA-24 (SF)
95	John Ridgeway III	DT	6-5	321	25	3	Arkansas	Bloomington, Ill.	TR-24 (WAS)
70	Trevor Penning	T	6-7	325	25	3	Northern Iowa	Mason City, Iowa	D1b-22
51	Cesar Ruiz	C/G	6-4	316	25	5	Michigan	Camden, N.J.	D1-20
33	Jordan Mims	RB	6-0	205	25	1	Fresno State	Atherton, Calif.	FA-23
60	Kyle Hergel	G	6-2	315	25	R	Boston College	Mississauga, Ontario, Canada	FA-24
36	Rico Payton	CB	6-0	182	25	R	Pittsburg State	St. Louis, Mo.	FA-24
97	Khristian Boyd	DT	6-2	320	24	R	Northern Iowa	Blue Springs, Mo.	D6-24
81	Kevin Austin Jr.	WR	6-2	200	24	1	Notre Dame	Fort Lauderdale, Fla.	FA-24
85	Dallin Holker	TE	6-3	241	24	R	Colorado State	Lehi, Utah	FA-24
31	Jordan Howden	DB	6-0	209	24	2	Minnesota	San Diego, Calif.	D5-23
44	Isaiah Stalbird	LB	6-1	215	24	R	South Dakota State	Kearney, Neb.	FA-24
84	Mason Tipton	WR	5-11	187	24	R	Yale	Akron, Ohio	FA-24
18	Spencer Rattler	QB	6-0	211	24	R	South Carolina	Phoenix, Ariz.	D5a-24
58	Anfernee Orji	LB	6-2	230	24	1	Vanderbilt	Rockwall, Texas	FA-23
55	Isaiah Foskey	DE	6-5	270	24	2	Notre Dame	Concord, Calif.	D2-23
90	Bryan Bresee	DT	6-5	305	23	2	Clemson	Damascus, Md.	D1-23
53	Jaylan Ford	LB	6-2	240	23	R	Texas	Frisco, Texas	D5c-24
75	Taliese Fuaga	T	6-6	324	22	R	Oregon State	Tacoma, Wash.	D1-24
25	Kendre Miller	RB	6-0	220	22	2	TCU	Mount Enterprise, Texas	D3-23
14	Kool-Aid McKinstry	CB	5-11	199	22	R	Alabama	Pinson, Ala.	D2-24

Players on Active Roster: (53)

Practice Squad: (15)

28	Tre Herndon	DB	5-11	185	28	7	Vanderbilt	Ooltewah, Tenn.	FA-24
13	Equanimeous St. Brown	WR	6-5	214	28	6	Notre Dame	Anaheim, Calif.	UFA-24 (CHI)
15	Ben DiNucci	QB	6-2	215	28	2	James Madison	Gibsonia, Penn.	FA-24
86	Michael Jacobson	TE	6-7	244	27	1	Iowa State	Waukee, Iowa	FA-23
34	Xazavian Valladay	RB	6-0	198	26	1	Arizona State	Chicago, Ill.	FA-24
57	Ryder Anderson	DT	6-6	280	26	2	Indiana	Katy, Texas	FA-24
76	Austin Deculus	T	6-5	321	25	3	LSU	Cypress, Texas	FA-24
23	Clyde Edwards-Helaire	RB	5-7	207	25	5	LSU	Baton Rouge, La.	FA-24
38	Millard Bradford	S	5-10	191	25	R	TCU	Helotes, Texas	FA-24
80	Jermaine Jackson	WR	5-7	170	24	R	Idaho	San Leandro, Calif.	FA-24
82	Treyton Welch	TE	6-4	240	23	R	Wyoming	Buffalo, Minn.	FA-24
26	Travion Fluellen	CB	6-2	210	23	R	Middle Tennessee State	Gilmer, Texas	FA-24
63	Sincere Haynesworth	C	6-1	310	23	R	Tulane	Pearland, Texas	FA-24
72	Josiah Ezirim	T	6-6	329	23	R	Eastern Kentucky	Hilliard, Ohio	D7-24
39	Charlie Smyth	K	6-4	210	23	R	International Pathway Program	Newry, Ireland	FA-24

Reserve/Injured: (12)

7	Taysom Hill	TE	6-2	221	34	8	BYU	Pocatello, Idaho	WAI-17 (GB)
62	Lucas Patrick	OL	6-3	313	31	8	Duke	Brentwood, Tenn.	UFA-24 (CHI)
77	Justin Herron	T	6-5	290	29	5	Wake Forest	Silver Spring, Md.	FA-24
78	Erik McCoy	C/G	6-4	303	27	6	Texas A&M	Lufkin, Texas	D2-19
52	D'Marco Jackson	LB	6-1	233	26	3	Appalachian State	Spartanburg, S.C.	D5-22
22	Rashid Shaheed	WR/RS	6-0	180	26	3	Weber State	San Diego, Calif.	FA-22
29	Paulson Adebbo	CB	6-1	192	25	4	Stanford	Mansfield, Texas	D3-21
76	Camron Peterson	DT	6-5	280	25	1	Southern	Houston, Texas	FA-24
12	Chris Olave	WR	6-0	187	24	3	Ohio State	San Marcos, Calif.	D1a-22
64	Nick Saldiveri	OL	6-6	316	24	2	Old Dominion	Monroe, N.C.	D4a-23
28	Rejzohn Wright	CB	6-2	193	24	1	Oregon State	Union City, Calif.	FA-24
16	Bub Means	WR	6-2	215	23	R	Pittsburgh	Lovejoy, Ga.	D5b-24

Practice Squad Injured: (1)

59	Trajan Jeffcoat	DE	6-4	266	25	R	Arkansas	Columbia, S.C.	FA-24
----	-----------------	----	-----	-----	----	---	----------	----------------	-------

Reserve/Physically Unable to Perform: (1)

71	Ryan Ramczyk	T	6-6	314	30	8	Wisconsin	Stevens Point, Wis.	D1b-17
----	--------------	---	-----	-----	----	---	-----------	---------------------	--------

INTERIM HEAD COACH: DARREN RIZZI. Assistants: **Clancy Barone** (Tight Ends), **John Benton** (Offensive Line), **Rick Dennison** (Senior Offensive Assistant), **Jahri Evans** (Offensive Assistant), **Derrick Foster** (Running Backs), **Phil Galiano** (Assistant Special Teams), **Matt Giordano** (Defensive Assistant), **Peter Giunta** (Senior Defensive Assistant), **Adam Gristick** (Defensive Assistant), **Michael Hodges** (Linebackers), **Andrew Janocko** (Quarterbacks), **Klint Kubiak** (Offensive Coordinator), **Marwan Maalouf** (Special Teams Assistant), **Mike Martinez** (Assistant to the Head Coach), **DeNarius McGhee** (Assistant Wide Receivers), **Kevin Petry** (Offensive Assistant), **Marcus Robertson** (Secondary), **Jordan Traylor** (Offensive Assistant), **Keith Williams** (Wide Receivers), **Joe Woods** (Defensive Coordinator), **Brian Young** (Pass Rush Specialist).

NEW ORLEANS SAINTS POSITIONAL ROSTER (as of 12/30/24)

No.	Name	Pos.	Ht.	Wt.	Age	Exp.	College	HS Hometown	How Acquired
QUARTERBACKS (3)									
3	Jake Haener	QB	6-1	200	25	2	Fresno State	Danville, Calif.	D4b-23
4	Derek Carr	QB	6-3	215	33	11	Fresno State	Bakersfield, Calif.	FA-23
18	Spencer Rattler	QB	6-0	211	24	R	South Carolina	Phoenix, Ariz.	D5a-24
RUNNING BACKS (4)									
21	Jamaal Williams	RB	6-0	224	29	8	BYU	Fontana, Calif.	UFA-23 (DET)
25	Kendre Miller	RB	6-0	220	22	2	TCU	Mount Enterprise, Texas	D3-23
33	Jordan Mims	RB	6-0	205	25	1	Fresno State	Atherton, Calif.	FA-23
41	Alvin Kamara	RB	5-10	215	29	8	Tennessee	Atlanta, Ga.	D3a-17
FULLBACKS (1)									
46	Adam Prentice	FB	6-0	245	27	4	South Carolina	Clovis, Calif.	WAI-21 (DEN)
WIDE RECEIVERS (5)									
10	Marquez Valdes-Scantling	WR	6-4	206	30	7	South Florida	St. Petersburg, Fla.	FA-24
11	Cedrick Wilson Jr.	WR	6-2	197	29	7	Boise State	Memphis, Tenn.	UFA-24 (MIA)
17	Dante Pettis	WR	6-1	195	29	6	Washington	San Juan Capistrano, Calif.	FA-24
81	Kevin Austin Jr.	WR	6-2	200	24	1	Notre Dame	Fort Lauderdale, Fla.	FA-24
84	Mason Tipton	WR	5-11	187	24	R	Yale	Akron, Ohio	FA-24
TIGHT ENDS (3)									
83	Juwan Johnson	TE	6-4	231	28	5	Oregon	Glassboro, N.J.	FA-20
85	Dallin Holker	TE	6-3	241	24	R	Colorado State	Lehi, Utah	FA-24
87	Foster Moreau	TE	6-4	250	27	6	LSU	New Orleans, La.	FA-23
OFFENSIVE LINEMEN (7)									
51	Cesar Ruiz	C/G	6-4	316	25	5	Michigan	Camden, N.J.	D1-20
60	Kyle Hergel	G	6-2	315	25	R	Boston College	Mississauga, Ontario, Canada	FA-24
66	Shane Lemieux	C/G	6-4	310	27	5	Oregon	Yakima, Wash.	UFA-24 (NYG)
67	Landon Young	T	6-7	321	27	4	Kentucky	Lexington, Ky.	D6-21
70	Trevor Penning	T	6-7	325	25	3	Northern Iowa	Mason City, Iowa	D1b-22
74	Olisaemeka Udoh	OL	6-6	320	27	6	Elon	Fayetteville, N.C.	UFA-24 (MIN)
75	Taliese Fuaga	T	6-6	324	22	R	Oregon State	Tacoma, Wash.	D1-24
SPECIALISTS (3)									
19	Blake Grupe	K	5-7	156	26	2	Notre Dame	Sedalia, Mo.	FA-23
43	Matthew Hayball	P	6-0	189	27	R	Vanderbilt	West Adelaide, Australia	FA-24
49	Zach Wood	LS	6-3	255	31	8	Southern Methodist	Rowlett, Texas	FA-17
DEFENSIVE LINEMEN (11)									
50	Khalen Saunders	DT	6-0	324	28	6	Western Illinois	St. Louis, Mo.	UFA-23 (KC)
55	Isaiah Foskey	DE	6-5	270	24	2	Notre Dame	Concord, Calif.	D2-23
90	Bryan Bresee	DT	6-5	305	23	2	Clemson	Damascus, Md.	D1-23
92	Tanoh Kpassagnon	DE	6-7	289	30	8	Villanova	Ambler, Pa.	UFA-21 (KC)
93	Nathan Shepherd	DT	6-4	315	31	7	Fort Hays State	Ajax, Ontario, Canada	UFA-23 (NYJ)
94	Cameron Jordan	DE	6-4	287	35	14	California	Chandler, Ariz.	D1a-11
95	John Ridgeway III	DT	6-5	321	25	3	Arkansas	Bloomington, Ill.	TR-24 (WAS)
96	Carl Granderson	DE	6-5	261	28	6	Wyoming	Sacramento, Calif.	FA-19
97	Khristian Boyd	DT	6-2	320	24	R	Northern Iowa	Blue Springs, Mo.	D6-24
98	Payton Turner	DE	6-6	270	25	4	Houston	Houston, Texas	D1-21
99	Chase Young	DE	6-5	265	25	5	Ohio State	Hyattsville, Md.	UFA-24 (SF)
LINEBACKERS (7)									
6	Willie Gay Jr.	LB	6-1	243	26	5	Mississippi State	Starkville, Miss.	UFA-24 (KC)
20	Pete Werner	LB	6-3	242	26	4	Ohio State	Indianapolis, Ind.	D2-21
44	Isaiah Stalbird	LB	6-1	215	24	R	South Dakota State	Kearney, Neb.	FA-24
45	Nephi Sewell	LB	6-0	228	26	2	Utah	St. George, Utah	FA-22
53	Jaylan Ford	LB	6-2	240	23	R	Texas	Frisco, Texas	D5c-24
56	Demario Davis	LB	6-2	248	35	13	Arkansas State	Brandon, Miss.	UFA-18 (NYJ)
58	Anfernee Orji	LB	6-2	230	24	1	Vanderbilt	Rockwall, Texas	FA-23
DEFENSIVE BACKS (9)									
0	Ugo Amadi	S	5-9	201	27	6	Oregon	Nashville, Tenn.	FA-23
1	Alontae Taylor	CB	6-1	199	26	3	Tennessee	Manchester, Tenn.	D2-22
5	Will Harris	DB	6-1	206	29	6	Boston College	Suwanee, Ga.	UFA-24 (DET)
14	Kool-Aid McKinstry	CB	5-11	199	22	R	Alabama	Pinson, Ala.	D2-24
27	Shemar Jean-Charles	DB	5-10	184	26	4	Appalachian State	Miramar, Fla.	FA-23
31	Jordan Howden	DB	6-0	209	24	2	Minnesota	San Diego, Calif.	D5-23
32	Tyrann Mathieu	S	5-9	190	32	12	LSU	New Orleans, La.	UFA-22 (KC)
36	Rico Payton	CB	6-0	182	25	R	Pittsburg State	St. Louis, Mo.	FA-24
48	J.T. Gray	DB	6-0	202	28	7	Mississippi State	Clarksdale, Miss.	FA-18
Players on Active Roster: (53)									
Practice Squad: (15)									
13	Equanimeous St. Brown	WR	6-5	214	28	6	Notre Dame	Anaheim, Calif.	UFA-24 (CHI)
15	Ben DiNucci	QB	6-2	215	28	2	James Madison	Gibsonia, Penn.	FA-24
23	Clyde Edwards-Helaire	RB	5-7	207	25	5	LSU	Baton Rouge, La.	FA-24
26	Travion Fluellen	CB	6-2	210	23	R	Middle Tennessee State	Gilmer, Texas	FA-24
28	Tre Herndon	DB	5-11	185	28	7	Vanderbilt	Ooltewah, Tenn.	FA-24
34	Xazavian Valladay	RB	6-0	198	26	1	Arizona State	Chicago, Ill.	FA-24
38	Millard Bradford	S	5-10	191	25	R	TCU	Helotes, Texas	FA-24
39	Charlie Smyth	K	6-4	210	23	R	International Pathway Program	Newry, Ireland	FA-24
57	Ryder Anderson	DT	6-6	280	26	2	Indiana	Katy, Texas	FA-24
63	Sincere Haynesworth	C	6-1	310	23	R	Tulane	Pearland, Texas	FA-24
72	Josiah Ezirim	T	6-6	329	23	R	Eastern Kentucky	Hilliard, Ohio	D7-24
76	Austin Deculus	T	6-5	321	25	3	LSU	Cypress, Texas	FA-24
80	Jermaine Jackson	WR	5-7	170	24	R	Idaho	San Leandro, Calif.	FA-24
82	Treyton Welch	TE	6-4	240	23	R	Wyoming	Buffalo, Minn.	FA-24
86	Michael Jacobson	TE	6-7	244	27	1	Iowa State	Waukee, Iowa	FA-23
Reserve/Injured: (12)									
7	Taysom Hill	TE	6-2	221	34	8	BYU	Pocatello, Idaho	WAI-17 (GB)
12	Chris Olave	WR	6-0	187	24	3	Ohio State	San Marcos, Calif.	D1a-22
16	Bub Means	WR	6-2	215	23	R	Pittsburgh	Lovejoy, Ga.	D5b-24
22	Rashid Shaheed	WR/RS	6-0	180	26	3	Weber State	San Diego, Calif.	FA-22
28	Rejzohn Wright	CB	6-2	193	24	1	Oregon State	Union City, Calif.	FA-24
29	Paulson Adebbo	CB	6-1	192	25	4	Stanford	Mansfield, Texas	D3-21
52	D'Marco Jackson	LB	6-1	233	26	3	Appalachian State	Spartanburg, S.C.	D5-22
62	Lucas Patrick	OL	6-3	313	31	8	Duke	Brentwood, Tenn.	UFA-24 (CHI)
64	Nick Saldiveri	OL	6-6	316	24	2	Old Dominion	Monroe, N.C.	D4a-23
76	Camron Peterson	DT	6-5	280	25	1	Southern	Houston, Texas	FA-24
77	Justin Herron	T	6-5	290	29	5	Wake Forest	Silver Spring, Md.	FA-24
78	Erik McCoy	C/G	6-4	303	27	6	Texas A&M	Lufkin, Texas	D2-19
Practice Squad Injured: (1)									
59	Trajan Jeffcoat	DE	6-4	266	25	R	Arkansas	Columbia, S.C.	FA-24
Reserve/Physically Unable to Perform: (1)									
71	Ryan Ramczyk	T	6-6	314	30	8	Wisconsin	Stevens Point, Wis.	D1b-17

INTERIM HEAD COACH: DARREN RIZZI. Assistants: Clancy Barone (Tight Ends), **John Benton** (Offensive Line), **Rick Dennison** (Senior Offensive Assistant), **Jahri Evans** (Offensive Assistant), **Derrick Foster** (Running Backs), **Phil Galiano** (Assistant Special Teams), **Matt Giordano** (Defensive Assistant), **Peter Giunta** (Senior Defensive Assistant), **Adam Gristick** (Defensive Assistant), **Michael Hodges** (Linebackers), **Andrew Janocko** (Quarterbacks), **Kliint Kubiak** (Offensive Coordinator), **Marwan Maalouf** (Special Teams Assistant), **Mike Martinez** (Assistant to the Head Coach), **DeNarius McGhee** (Assistant Wide Receivers), **Kevin Petry** (Offensive Assistant), **Marcus Robertson** (Secondary), **Jordan Traylor** (Offensive Assistant), **Keith Williams** (Wide Receivers), **Joe Woods** (Defensive Coordinator), **Brian Young** (Pass Rush Specialist).

NEW ORLEANS SAINTS UNOFFICIAL DEPTH CHART (as of 12/30/24)

OFFENSE

WR	10 Marquez Valdes-Scantling	81 Kevin Austin Jr.		
LT	75 <u>Taliese Fuaga</u>	67 Landon Young		
LG	74 Oli Udoh	60 <u>Kyle Hergel</u>		
C	66 Shane Lemieux	60 <u>Kyle Hergel</u>		
RG	51 Cesar Ruiz	60 <u>Kyle Hergel</u>		
RT	70 Trevor Penning	67 Landon Young		
TE	87 Foster Moreau	85 <u>Dallin Holker</u>		
TE	83 Juwan Johnson	85 <u>Dallin Holker</u>		
WR	11 Cedrick Wilson Jr.	17 Dante Pettis	84 <u>Mason Tipton</u>	
QB	4 Derek Carr	18 <u>Spencer Rattler</u> or 3 Jake Haener		
RB	41 Alvin Kamara	21 Jamaal Williams	25 Kendre Miller	33 Jordan Mims
FB	46 Adam Prentice			

DEFENSE

RDE	96 Carl Granderson or 99 Chase Young	55 Isaiah Foskey		
DT	50 Khalel Saunders or 90 Bryan Bresee			
DT	93 Nathan Shepherd	95 John Ridgeway III	97 <u>Khristian Boyd</u>	
LDE	94 Cameron Jordan	98 Payton Turner	92 Tanoh Kpassagnon	
WILL	20 Pete Werner	45 Nephi Sewell	44 <u>Isaiah Stalbird</u>	
MLB	56 Demario Davis	53 <u>Jaylan Ford</u>		
SAM	6 Willie Gay Jr.	58 Anfernee Orji	53 <u>Jaylan Ford</u>	
LCB	1 Alontae Taylor	36 <u>Rico Payton</u>	27 Shemar Jean-Charles	
SS	5 Will Harris	48 J.T. Gray		
FS	32 Tyrann Mathieu	31 Jordan Howden		
RCB	14 Kool-Aid McKinstry	0 Ugo Amadi		

SPECIAL TEAMS

P	43 <u>Matthew Hayball</u>			
K	19 Blake Grupe			
KO	19 Blake Grupe			
LS	49 Zach Wood			
H	43 <u>Matthew Hayball</u>			
PR	17 Dante Pettis	84 <u>Mason Tipton</u>		
KR	17 Dante Pettis	21 Jamaal Williams		

HOW THE SAINTS WERE BUILT (as of 12/30/24) - REGULAR SEASON

	DRAFT	TRADES	WAIVERS	FREE AGENTS	
2011	DE Cameron Jordan (1a)				1
2017	RB Alvin Kamara (3)			LS Zach Wood (FA)	2
2018				LB Demario Davis (UFA-NYJ) DB J.T. Gray (Rookie FA)	2
2019				DE Carl Granderson (Rookie FA)	1
2020	C/G Cesar Ruiz (1)			TE Juwan Johnson (Rookie FA)	2
2021	DE Payton Turner (1) LB Pete Werner (2) T Landon Young (6)		FB Adam Prentice (DEN)	DE Tanoh Kpassagnon (UFA-KC)	5
2022	T Trevor Penning (1b) CB Alontae Taylor (2)			S Tyrann Mathieu (UFA-KC) LB Nephi Sewell (Rookie FA)	4
2023	DT Bryan Bresee (1) DE Isaiah Foskey (2) RB Kendre Miller (3) QB Jake Haener (4b) DB Jordan Howden (5)			S Ugo Amadi (FA) QB Derek Carr (FA) K Blake Grupe (Rookie FA) DB Shemar Jean-Charles (FA) RB Jordan Mims (FA) TE Foster Moreau (UFA-LV) LB Anfernee Orji (Rookie FA) DT Khalen Saunders (UFA-KC) DT Nathan Shepherd (UFA-NYJ) RB Jamaal Williams (UFA-DET)	15
2024	T Taliese Fuaga (1) CB Kool-Aid McKinstry (2) QB Spencer Rattler (5a) LB Jalyan Ford (5c) DT Khristian Boyd (6)	DT John Ridgeway III (WAS)		WR Kevin Austin Jr. (FA) LB Willie Gay Jr. (UFA-KC) DB Will Harris (FA) P Matthew Hayball (Rookie FA) G Kyle Hergel (Rookie FA) TE Dallin Holker (Rookie FA) C/G Shane Lemieux (FA) CB Rico Payton (Rookie FA) WR Dante Pettis (FA) LB Isaiah Stalbird (Rookie FA) WR Mason Tipton (Rookie FA) OL Olisaemeka Udoh (UFA-MIN) WR Marquez Valdes-Scantling (FA) WR Cedrick Wilson Jr. (UFA-MIA) DE Chase Young (UFA-SF)	21

2024 NATIONAL FOOTBALL LEAGUE										ATT	YDS	AVG	LONG	TD						
NEW ORLEANS SAINTS: WON 5, LOST 11										RUSHING										
DATE	RESULT	OPPONENT	TIME/ATTEND			Kamara	228	950	4.2	24	6									
W1- 9/8	W 47-10	CAROLINA	70,007			Hill	39	278	7.1	75t	6									
W2- 9/15	W 44-19	at Dallas	93,691			Williams	40	149	3.7	14t	1									
W3- 9/22	L 12-15	PHILADELPHIA	70,006			Miller	39	148	3.8	17	1									
W4- 9/29	L 24-26	at Atlanta	72,204			Rattler	17	135	7.9	28	0									
W5- 10/7	L 13-26	at Kansas City	73,592			Carr	17	71	4.2	13	1									
W6- 10/13	L 27-51	TAMPA BAY	70,041			Mims	18	58	3.2	9	0									
W7- 10/17	L 10-33	DENVER	70,008			Shaheed	6	29	4.8	13	0									
W8- 10/27	L 8-26	at Los Angeles Chargers	70,240			Haener	11	22	2.0	9	0									
W9- 11/3	L 22-23	at Carolina	70,292			Edwards-Helaire (LG)	5	20	4.0	9	0									
W10- 11/10	W 20-17	ATLANTA	70,005			Edwards-Helaire (TM)	5	20	4.0	9	0									
W11- 11/17	W 35-14	CLEVELAND	70,006			Hayball	1	11	11.0	11	0									
W13- 12/1	L 14-21	LOS ANGELES RAMS	70,006			Austin	1	9	9.0	9	0									
W14- 12/8	W 14-11	at New York Giants	76,143			Olave	1	7	7.0	7	0									
W15- 12/15	L 19-20	WASHINGTON	70,003			Valdes-Scantling (LG)	1	4	4.0	4	0									
W16- 12/23	L 0-34	at Green Bay	77,885			Valdes-Scantling (TM)	1	4	4.0	4	0									
W17- 12/29	L 10-25	LAS VEGAS	70,031			J. Jackson	1	-1	-1.0	-1	0									
W18- 1/5		at Tampa Bay	1:00pm ET			TEAM	425	1890	4.4	75t	15									
TEAM TOTALS			TEAM	OPPONENTS	OPPONENTS															
FIRST DOWNS			285	334	RECEIVING	REC	YDS	AVG	LONG	TD										
Rushing			107	127	Kamara	68	543	8.0	57t	2										
Passing			153	183	Johnson	44	468	10.6	30	3										
Penalty			25	24	Olave	32	400	12.5	39	1										
3rd Downs			73-203 (36.0%)	82-208 (39.4%)	Moreau	28	382	13.6	41	5										
4th Downs			13-24 (54.2%)	13-26 (50.0%)	Valdes-Scantling (LG)	16	378	23.6	71t	4										
AVG. POSSESSION PER 60 MINS			28:10	31:50	Valdes-Scantling (TM)	14	352	25.1	71t	4										
TOTAL NET YARDS			5150	6064	Shaheed	20	349	17.5	70t	3										
Avg. Per Game			321.9	379.0	Wilson	17	189	11.1	25	1										
Total Plays			969	1055	Hill	23	187	8.1	34	0										
Avg. Per Play			5.3	5.7	Austin	10	138	13.8	23	0										
NET YARDS RUSHING			1890	2225	Means	9	118	13.1	36	1										
Avg. Per Game			118.1	139.1	Pettis	10	104	10.4	20	0										
Attempts			425	458	Tipton	14	99	7.1	15	0										
NET YARDS PASSING			3260	3839	Mims	9	58	6.4	25	0										
Avg. Per Game			203.8	239.9	Williams	8	50	6.3	13	0										
Sacked/Yards Lost			35/230	38/235	Miller	5	33	6.6	16	0										
Gross Yards			3490	4074	Holker	1	10	10.0	10	0										
Att-Comp			314-509 (61.7%)	345-559 (61.7%)	Edwards-Helaire (LG)	2	10	5.0	8	0										
Had Intercepted			12	13	Edwards-Helaire (TM)	2	10	5.0	8	0										
PUNTS/AVERAGE			72/44.1	57/44.1	TEAM	314	3490	11.1	71t	20										
PUNTS/NET AVERAGE			72/40.3	57/38.2	OPPONENTS	345	4074	11.8	89t	17										
PENALTIES/YARDS			102/869	103/869	INTERCEPTIONS	INT	YDS	AVG	LONG	TD										
FUMBLES/LOST			16/7	13/3	Adebo	3	68	22.7	47	0										
TOUCHDOWNS			36	40	Mathieu	3	29	9.7	23	0										
Rushing			15	19	Saunders	1	37	37.0	37	0										
Passing			20	17	Abram	1	30	30.0	30	0										
Returns			1	4	Harris	1	7	7.0	7	0										
SCORE BY PERIOD			Q1	Q2	Q3	Q4	OT	TOT	Davis	1	0	0.0	0	0						
TEAM			66	125	39	89	0	319	Jean-Charles	1	0	0.0	0	0						
OPPONENTS			60	115	78	118	0	371	Jordan	1	0	0.0	0	0						
			TOUCHDOWNS							Howden	1	-5	-5.0	-5	0					
SCORING			TOT	RU	PA	RT	XPK	XP2	FG	SAF	PTS	TEAM	13	166	12.8	47	0			
Grupe			0	0	0	0	30/32	0	23/27	0	99	OPPONENTS	12	79	6.6	47t	1			
Kamara			8	6	2	0	0/0	0	0/0	0	48	PUNTING	TOT	YDS	AVG	NET	TB	IN20	LONG	BLK
Hill			6	6	0	0	0/0	0	0/0	0	36	Hayball	72	3172	44.1	40.3	3	39	64	0
Moreau			5	0	5	0	0/0	0	0/0	0	30	TEAM	72	3172	44.1	40.3	3	39	64	0
Shaheed			4	0	3	1	0/0	0	0/0	0	24	OPPONENTS	57	2512	44.1	38.2	2	22	71	1
Valdes-Scantling (LG)			4	0	4	0	0/0	0	0/0	0	24	PUNT RETURNS	RET	FC	YDS	AVG	LONG	TD		
Valdes-Scantling (TM)			4	0	4	0	0/0	0	0/0	0	24	Shaheed	9	2	143	15.9	54t	1		
Johnson			3	0	3	0	0/0	0	0/0	0	18	Pettis	6	11	81	13.5	53	0		
Carr			1	1	0	0	0/0	0	0/0	0	6	J. Jackson	7	9	68	9.7	18	0		
Means			1	0	1	0	0/0	0	0/0	0	6	Wilson	1	0	0	0.0	0	0		
Miller			1	1	0	0	0/0	0	0/0	0	6	TEAM	23	22	292	12.7	54t	1		
Olave			1	0	1	0	0/0	0	0/0	0	6	OPPONENTS	27	26	213	7.9	17	0		
Williams			1	1	0	0	0/0	0	0/0	0	6	KICKOFF RETURNS	RET	YDS	AVG	LONG	TD			
Wilson			1	0	1	0	0/0	0	0/0	0	6	Williams	11	288	26.2	32	0			
Amadi			0	0	0	0	0/0	0	0/0	1	2	J. Jackson	8	187	23.4	32	0			
Pettis			0	0	0	0	0/0	1	0/0	0	2	Miller	6	176	29.3	41	0			
Defensive 2-Pt Runback:			TM- 0; OPP- 0							Shaheed	6	171	28.5	38	0					
Safety On Try After TD:			TM- 0; OPP- 0							Pettis	3	96	32.0	38	0					
TEAM			36	15	20	1	30/32	1-4	23/27	1	319	Hill	1	42	42.0	42	0			
OPPONENTS			40	19	17	4	32/34	3-6	31/40	0	371	Tipton	1	21	21.0	21	0			
SACKS			Bresee- 7.5; Granderson- 5.5; C. Young- 5.5; Jordan- 4.0; Taylor- 4.0; Amadi- 2.0; Davis- 2.0; Gay- 2.0; Saunders- 2.0; Turner- 2.0; Shepherd- 1.5; TM- 38.0; OPP- 35.0							Mims	1	19	19.0	19	0					
FUMBLES/LOST			Rattler- 5/3; Carr- 3/0; Johnson- 2/0; Hill- 1/1; Olave- 1/1; Shaheed- 1/1; Wilson- 1/1; Austin- 1/0; Kamara- 1/0; TM- 16/7; OPP- 13/3							TEAM	37	1000	27.0	42	0					
										OPPONENTS	54	1395	25.8	43	0					
										FIELD GOALS	<20	20-29	30-39	40-49	50+	TOT				
										Grupe	0/0	4/4	7/8	6/7	6/8	23/27				
										TEAM	0/0	4/4	7/8	6/7	6/8	23/27				
										OPPONENTS	0/0	7/8	7/9	11/12	6/11	31/40				
										FIELD GOAL ATTEMPTS										
										Grupe: W1-57G,44G,52G,39G; W2-26G; W3-34G,38G; W4-43G; W6-42G,29G; W7-35G; W8-40G,43G,44N; W9-29G,33G,51G; W10-38G,26G; W13-54G,36N,54G; W14-53N,60B; W15-41G,51G; W17-34G										
										TEAM: W1-57G,44G,52G,39G; W2-26G; W3-34G,38G; W4-43G; W5-; W6-42G,29G; W7-35G; W8-40G,43G,44N; W9-29G,33G,51G; W10-38G,26G; W11-; W13-54G,36N,54G; W14-53N,60B; W15-41G,51G; W16-; W17-34G; W18-										
										OPPONENTS: W1-43G; W2-52G,38G,48G,40G; W3-60N; W4-53G,44G,42G,58G; W5-26G,34G,28G,51N,38G; W6-26G; W7-46G,32G,52G,38G; W8-46G,29G; W9-48G; W10-53N,35B,27G,46N; W11-51N,27N; W13-; W14-43G,35B; W15-23G,41G,54N; W16-55G,46G; W17-31G,39G,54G,25G; W18-										
PASSING			ATT	COMP	YDS	COMP%	YDS/ATT	TD	TD%	INT	INT%	LONG	SAC/LST	RATING						
Carr			279	189	2145	67.7	7.69	15	5.4	5	1.8	71t	8/48	101.0						
Rattler			186	104	1077	55.9	5.79	3	1.6	5	2.7	41	20/124	67.0						
Haener			39	18	226	46.2	5.79	1	2.6	1	2.6	36	6/55	62.6						
Wilson			1	1	21	100.0	21.00	1	100.0	0	0.0	21t	1/3	158.3						
Hill			4	2	21	50.0	5.25	0	0.0	1	25.0	18	0/0	26.0						
TEAM			509	314	3490	61.7	6.86	20	3.9	12	2.4	71t	35/230	85.3						
OPPONENTS			559	345	4074	61.7	7.29	17	3.0	13	2.3	89t	38/235	84.3						
Week 17: Through Sunday, December 29, 2024																				
©2000-2024 Elias Sports Bureau, Inc. All Rights Reserved.																				

NEW ORLEANS SAINTS 2024 DEFENSIVE STATS

Player	Regular Defensive Plays											Special Teams					Miscellaneous			
	TKL	AST	TOT	SACK	YDS	TFL	QH	IN	PD	FF	FR	TKL	AST	FF	FR	BL	TKL	AST	FF	FR
Davis, Demario	63	64	127	2	0	5	3	1	6	0	0	0	0	0	0	0	0	0	0	0
Werner, Pete	54	38	92	0	0	3	0	0	1	0	0	0	0	0	0	0	0	0	0	0
Taylor, Alontae	59	28	87	4	32.5	9	4	0	16	2	0	0	0	0	0	0	0	0	0	0
Harris, Will	46	19	65	0	0	2	0	1	4	0	0	0	1	0	0	0	0	0	0	0
Mathieu, Tyrann	46	14	60	0	0	1	0	3	7	2	1	0	0	0	0	0	0	0	0	0
Amadi, Ugo	44	13	57	2	22	5	1	0	7	0	0	2	0	0	0	0	0	0	0	0
Granderson, Carl	33	23	56	5.5	31.5	8	14	0	3	1	0	0	0	0	1	0	0	0	0	0
Adebo, Paulson	43	9	52	0	0	1	1	3	10	0	0	0	0	0	0	0	0	0	0	0
Howden, Jordan	23	21	44	0	0	1	0	1	1	0	0	2	1	0	0	0	0	0	0	0
Saunders, Khalen	18	25	43	2	18	3	4	1	3	0	0	0	0	0	0	0	0	0	0	0
McKinstry, Kool-Aid	29	9	38	0	0	2	0	0	5	0	0	1	0	0	0	0	0	0	0	0
Shepherd, Nathan	15	21	36	1.5	10.5	4	6	0	0	0	0	0	0	0	0	0	0	0	0	0
Jordan, Cameron	17	16	33	4	26	6	8	1	4	0	0	0	0	0	0	0	0	0	0	0
Lattimore, Marshon	22	8	30	0	0	0	0	0	2	0	0	0	0	0	0	0	0	0	0	0
Young, Chase	20	10	30	5.5	29.5	9	19	0	2	1	0	0	0	0	0	0	0	0	0	0
Bresee, Bryan	16	8	24	7.5	41	7	14	0	3	1	0	0	0	0	1	0	0	0	0	0
Gay Jr., Willie	16	6	22	2	8	2	2	0	3	1	2	5	2	0	0	0	0	0	0	0
Turner, Payton	9	10	19	2	16	3	3	0	4	2	0	2	1	0	0	0	0	0	0	0
Abram, Johnathan	10	6	16	0	0	0	0	1	2	0	0	1	2	0	0	0	0	0	0	0
Orji, Anfernee	9	6	15	0	0	2	0	0	0	0	0	6	9	0	0	0	0	0	0	0
Ridgeway III, John	8	7	15	0	0	1	0	0	1	0	0	0	0	0	1	0	0	0	0	0
Jean-Charles, Shemar	4	5	9	0	0	0	0	1	2	0	0	2	2	0	0	0	0	0	0	0
Jackson, D'Marco	3	3	6	0	0	0	0	0	0	0	0	5	3	0	0	0	0	0	0	0
Foskey, Isaiah	2	4	6	0	0	0	0	0	0	0	0	4	6	0	0	0	0	0	0	0
Boyd, Khristian	2	1	3	0	0	0	0	0	0	0	0	0	0	0	0	0	0	0	0	0
Gray, J.T.	2	1	3	0	0	0	0	0	0	1	0	16	10	0	0	1	0	0	0	0
Kpassagnon, Tanoh	0	0	0	0	0	0	0	0	1	0	0	0	0	0	0	0	0	0	0	0
Vickers, Kendal	1	1	2	0	0	0	0	0	0	0	0	0	0	0	0	0	0	0	0	0
Hill, Taysom	1	0	1	0	0	1	0	0	0	1	0	0	0	0	0	0	0	0	0	0
Wilson Jr., Cedrick	0	0	0	0	0	0	0	0	0	0	0	5	4	0	0	0	1	0	0	0
Payton, Rico	0	0	0	0	0	0	0	0	1	0	0	9	3	0	0	0	0	0	0	0
Ford, Jaylan	0	0	0	0	0	0	0	0	0	0	0	2	3	0	0	0	0	0	0	0
Stalbird, Isaiah	0	0	0	0	0	0	0	0	0	0	0	1	2	0	0	0	0	0	0	0
Grupe, Blake	0	0	0	0	0	0	0	0	0	0	0	2	0	0	0	0	0	0	0	0
Holker, Dallin	0	0	0	0	0	0	0	0	0	0	0	0	1	0	0	0	0	0	0	0
Mims, Jordan	0	0	0	0	0	0	0	0	0	0	0	1	1	0	0	0	0	0	0	0
Prentice, Adam	0	0	0	0	0	0	0	0	0	0	0	5	2	0	0	0	0	1	0	0
Williams, Jamaal	0	0	0	0	0	0	0	0	0	0	0	1	0	0	0	0	0	0	0	0
Wood, Zack	0	0	0	0	0	0	0	0	0	0	0	1	1	0	0	0	0	0	0	0
Olave, Chris	0	0	0	0	0	0	0	0	0	0	0	0	0	0	0	2	0	0	0	0
Shaheed, Rashid	0	0	0	0	0	0	0	0	0	0	0	0	0	0	0	3	0	0	0	0
Bradford, Millard	0	0	0	0	0	0	0	0	0	0	0	1	0	0	0	0	0	0	0	0
Hudson, Khaleke	0	0	0	0	0	0	0	0	0	0	0	0	1	0	0	0	0	0	0	0
Sewell, Nephi	0	0	0	0	0	0	0	0	0	0	0	3	1	0	0	0	0	0	0	0
Valdes-Scantling, Marques	0	0	0	0	0	0	0	0	0	0	0	0	0	0	0	1	0	0	1	0
Austin Jr. Kevin	0	0	0	0	0	0	0	0	0	0	0	0	0	0	0	1	0	0	0	0
Carr, Derek	0	0	0	0	0	0	0	0	0	0	0	0	0	0	0	0	0	0	2	0
Fuaga, Taliese	0	0	0	0	0	0	0	0	0	0	0	0	0	0	0	0	0	0	1	0
Johnson, Juwan	0	0	0	0	0	0	0	0	0	0	0	0	0	0	0	0	0	0	1	0
Kamara, Alvin	0	0	0	0	0	0	0	0	0	0	0	0	0	0	0	1	0	0	0	0
Moreau, Foster	0	0	0	0	0	0	0	0	0	0	0	0	0	0	0	0	1	0	0	0
Rattler, Spencer	0	0	0	0	0	0	0	0	0	0	0	0	0	0	0	0	0	0	0	1
Totals	615	376	991	38	235	75	79	13	88	12	3	77	56	0	0	4	9	2	0	6

Defense: TKL: tackle, AST: assist, TOT: total, INT: interception, PD: pass defense, FF: forced fumble, FR: fumble recovery

Special Teams: BL: kicks blocked.

2024 New Orleans Saints Game Participation

	9/8	9/15	9/23	9/30	10/7	10/13	10/17	10/27	11/3	11/10	11/17	12/1	12/8	12/15	12/23	12/29	1/5	Regular Season
	CAR	@DAL	PHI	@ATL	@KC	TB	DEN	@LAC	@CAR	ATL	CLE	LAR	@NYG	WSH	@GB	LV	@TB	GP-GS-DNP-IA
Abram, Johnathan	PS	PS	PS	PS	PL	PL	PL	XXX	XXX	XXX	XXX	XXX	XXX	XXX	XXX	XXX		3-0-0-0
Adebo, Paulson	LCB	LCB	LCB	LCB	LCB	LCB	LCB	IR	IR	IR	IR	IR	IR	IR	IR	IR		7-7-0-0
Amadi, Ugo	PS	PL	PS	PS	PS	PS	PS	PL	PL	NCB	PL	NCB	NCB	PL	NCB	NCB		10-5-0-0
Anderson, Ryder	XXX	XXX	XXX	XXX	XXX	XXX	XXX	XXX	XXX	PS	PS	PS	PS	PS	PS	PS		0-0-0-0
Austin Jr., Kevin	PS	PS	PS	PS	PS	PS	PS	PS	PS	PL	PL	PL	WR	PL	PL	WR		7-2-0-0
Boyd, Khristian	PL	PL	PL	PL	IA	IA	PL	IA	PL	IA	IA	IA	IA	IA	IA	IA		6-0-0-10
Bradford, Millard	PS	PS	PS	PS	PS	PS	PS	PS	PL	PL	PL	IA	XXX	PS	PS	PS		2-0-0-1
Bresee, Bryan	DT	DT	DT	DT	PL	DT	DT	DT	PL	PL	PL	PL	PL	PL	DT	DT		16-9-0-0
Carr, Derek	QB	QB	QB	QB	QB	IA	IA	IA	QB	QB	QB	QB	QB	QB	IA	IA	IA	10-10-0-6
Davis, Demario	MLB	MLB	MLB	IA	MLB	MLB	MLB	MLB	MLB	MLB	MLB	MLB	MLB	MLB	MLB	MLB		15-15-0-1
Deculus, Austin	PS	PS	PS	PS	PS	PS	PS	PS	PS	PS	PS	PS	PS	PS	PS	DNP		0-0-1-0
DiNucci, Ben	XXX	XXX	XXX	XXX	XXX	XXX	XXX	XXX	XXX	XXX	XXX	XXX	XXX	PS	PS	PS		0-0-0-0
Edwards-Helaire, Clyde	XXX	XXX	XXX	XXX	XXX	XXX	XXX	XXX	XXX	XXX	XXX	XXX	XXX	XXX	PS	PL		1-0-0-0
Ezirim, Josiah	PS	PS	PS	PS	PS	PS	PS	PS	PS	PS	PS	PS	PS	PS	PS	PS		0-0-0-0
Fluellen, Tra	XXX	XXX	XXX	XXX	XXX	XXX	XXX	XXX	XXX	XXX	XXX	XXX	XXX	PS	PS	PS		0-0-0-0
Ford, Jaylan	IA	IA	PL	PL	PL	PL	PL	IA	IA	IA	IA	IA	IA	PL	PL	PL		8-0-0-8
Foskey, Isaiah	PL	PL	PL	PL	PL	PL	PL	PL	PL	PL	PL	PL	PL	PL	PL	PL		16-0-0-0
Fuaga, Taliase	LT	LT	LT	LT	LT	LT	LT	LT	LT	LT	LT	LT	LT	LT	LT	LT		16-16-0-0
Gay Jr., Willie	SLB	PL	SLB	SLB	IA	SLB	SLB	PL	SLB	PL	SLB	PL	PL	SLB	PL	PL		15-8-0-1
Granderson, Carl	RDE	RDE	RDE	RDE	RDE	RDE	RDE	RDE	RDE	RDE	RDE	RDE	RDE	RDE	RDE	RDE		16-16-0-0
Gray, J.T.	PL	PL	PL	PL	PL	PL	PL	PL	PL	PL	PL	PL	PL	PL	PL	PL		16-0-0-0
Grupe, Blake	PL	PL	PL	PL	PL	PL	PL	PL	PL	PL	PL	PL	PL	PL	PL	PL		16-0-0-0
Haener, Jake	PL	PL	DNP	DNP	PL	DNP	PL	DNP	DNP	PL	DNP	PL	QB	DNP	DNP	DNP		8-1-8-0
Harris, Will	SS	SS	SS	SS	SS	IR	IR	IR	IR	SS	SS	SS	SS	SS	SS	SS		12-12-0-0
Haynesworth, Sincere	XXX	XXX	XXX	XXX	XXX	XXX	XXX	PS	XXX	XXX	XXX	XXX	PS	PS	PS	PS		0-0-0-0
Hayball, Matthew	PL	PL	PL	PL	PL	PL	PL	PL	PL	PL	PL	PL	PL	PL	PL	PL		16-0-0-0
Hergel, Kyle	PS	PS	PS	PL	PL	PL	PL	PL	XXX	PS	PS	PL	XXX	PS	PS	PL		7-0-0-0
Herndon, Tre	XXX	XXX	XXX	XXX	XXX	XXX	XXX	XXX	PL	PS	PS	PS	PS	PS	PS	PS		1-0-0-0
Hill, Taysom	TE	TE	IA	TE	IA	IA	IA	TE	TE	TE	TE	TE	IR	IR	IR	IR		8-8-0-4
Holker, Dallin	IA	IA	DNP	IA	TE	PL	PL	IA	PL	PL	PL	PL	PL	PL	TE	PL		11-2-1-4
Howden, Jordan	PL	PL	PL	PL	PL	SS	SS	SS	SS	PL	PL	PL	PL	PL	PL	PL		16-4-0-0
Hudson, Khaleke	PL	XXX	XXX	XXX	XXX	XXX	XXX	XXX	XXX	XXX	XXX	XXX	XXX	XXX	XXX	XXX		1-0-0-0
Jackson, D'Marco	IA	IA	IA	PL	PL	PL	PL	PL	PL	PL	PL	PL	PL	IR	IR	IR		10-0-0-3
Jackson, Jermaine	XXX	XXX	XXX	XXX	PS	PS	PL	PL	PL	PL	XXX	PS	PS	PS	PS	PS		4-0-0-0
Jacobson, Michael	PS	PS	PS	PS	PS	PS	PS	PS	PS	PS	PS	PS	PS	PS	PS	PS		0-0-0-0
Jean-Charles, Shemar	XXX	PS	PS	PS	PS	PS	XXX	PS	RCB	PL	PL	PL	PL	PL	PL	PL		8-2-0-0
Jeffcoat, Trajan	XXX	XXX	XXX	XXX	XXX	XXX	XXX	XXX	PS	PS	PS	PS	PS	PS	PS	PS		0-0-0-0
Johnson, Juwan	PL	PL	PL	PL	TE	TE	PL	TE	PL	PL	PL	PL	PL	PL	TE	PL		16-4-0-0
Jordan, Cameron	LDE	LDE	LDE	LDE	LDE	LDE	LDE	LDE	LDE	LDE	LDE	LDE	LDE	LDE	LDE	LDE		16-16-0-0
Kamara, Alvin	RB	RB	RB	RB	RB	RB	RB	RB	RB	RB	RB	RB	RB	RB	IA	IA		14-14-0-2
Kibodi, Jacob	PS	PS	PS	PS	XXX	XXX	XXX	XXX	PS	PS	PS	PS	PS	PS	PS	PS		0-0-0-0
Kpassagnon, Tanoh	IR	IR	IR	IR	IR	IR	IR	IR	IR	IR	IR	IR	IR	IA	PL	PL		2-0-0-1
Laios, Niko	PS	PS	PS	PS	PS	PS	PS	PS	PS	XXX	XXX	XXX	XXX	XXX	XXX	XXX		0-0-0-0
Lattimore, Marshon	RCB	IA	RCB	RCB	RCB	RCB	RCB	RCB	RCB	IA	XXX	XXX	XXX	XXX	XXX	XXX		7-7-0-2
Lemieux, Shane	PS	PS	PS	ST	IR	IR	IR	IR	IR	PL	PL	C	DNP	DNP	PL	C		6-3-2-0
Mathieu, Tyrann	FS	FS	FS	FS	FS	FS	FS	FS	FS	FS	FS	FS	FS	FS	FS	FS		16-16-0-0
McCoy, Erik	C	C	C	IR	IR	IR	IR	IR	IR	C	IA	C	C	C	C	IR		7-7-0-1
McGovern, Connor	XXX	XXX	XXX	XXX	PL	C	C	C	C	XXX	XXX	XXX	XXX	XXX	XXX	XXX		6-5-0-0
McKinstry, Kool-Aid	PL	RCB	PL	PL	PL	PL	PL	LCB	IA	IA	RCB	RCB	RCB	RCB	RCB	RCB		14-8-0-2
Means, Bub	PL	PL	IA	PL	PL	PL	PL	PL	IR	IR	IR	IR	IR	IR	IR	IR		7-0-0-1
Miller, Kendre	IR	IR	IR	IR	IR	IA	PL	PL	IR	IR	IR	IR	PL	PL	RB	RB		6-2-0-1
Mims, Jordan	PL	PL	PL	PL	PL	PL	IA	XXX	PL	PL	PL	IA	IA	IA	IA	IA		10-0-0-6
Moreau, Foster	TE	TE	TE	TE	TE	TE	TE	TE	TE	TE	TE	TE	TE	TE	TE	TE		16-16-0-0
Olave, Chris	WR	WR	WR	WR	WR	WR	IA	WR	WR	IR	IR	IR	IR	IR	IR	IR		8-8-0-1
Orji, Anfernee	PL	PL	PL	PL	WLB	PL	PL	PL	PL	PL	PL	PL	PL	PL	PL	IA		15-1-0-1
Patrick, Lucas	LG	LG	LG	LG	LG	IA	PL	LG	LG	IA	IA	IA	LG	LG	LG	IR		11-10-0-4
Payton, Rico	PL	PL	PL	PL	PL	PL	PL	PL	IA	PL	PL	PL	PL	PL	PL	PL		15-0-0-1
Penning, Trevor	RT	RT	RT	RT	RT	RT	RT	RT	RT	RT	RT	RT	RT	RT	RT	RT		16-16-0-0
Perry, A.T.	IA	IA	IA	IA	XXX	XXX	XXX	XXX	XXX	XXX	XXX	XXX	XXX	XXX	XXX	XXX		0-0-0-4
Pettis, Dante	XXX	XXX	XXX	XXX	XXX	XXX	PS	PS	PS	PL	PL	PL	PL	PL	PL	PL		7-0-0-0
Prentice, Adam	PL	PL	FB	PL	PL	PL	FB	PL	PL	FB	FB	FB	FB	FB	FB	PL		16-7-0-0
Rattler, Spencer	IA	IA	IA	IA	IA	QB	QB	QB	IA	IA	IA	IA	IA	PL	QB	QB		6-5-0-10
Reed, Chris	XXX	XXX	XXX	PS	PS	PL	PS	XXX	XXX	XXX	XXX	XXX	XXX	XXX	XXX	XXX		1-0-0-0
Ridgeway III, John	IA	PL	PL	IA	PL	PL	PL	PL	IA	PL	PL	PL	PL	PL	PL	IA		12-0-0-4
Ruiz, Cesar	RG	RG	RG	IA	IA	IA	IA	RG	RG	RG	RG	RG	RG	RG	RG	RG		12-12-0-4
Saldiveri, Nick	PL	PL	PL	PL	LG	LG	LG	IA	PL	LG	LG	LG	IR	IR	IR	IR		11-6-0-1
Saunders, Khalen	IA	IA	IA	PL	DT	PL	IA	PL	DT	DT	DT	DT	DT	DT	DT	DT		12-9-0-4
Sewell, Nephi	IR	IR	IR	IR	IR	IR	IR	IR	IR	IR	PL	PL	PL	PL	PL	PL		6-0-0-0
Shaheed, Rashid	WR	WR	WR	WR	PL	WR	IR	IR	IR	IR	IR	IR	IR	IR	IR	IR		6-5-0-0
Shepherd, Nathan	DT	DT	DT	DT	DT	DT	DT	DT	DT	DT	DT	DT	DT	DT	DT	IA	PL	15-14-0-1
Smyth, Charlie	PS	PS	PS	PS	PS	PS	PS	PS	PS	PS	PS	PS	PS	PS	PS	PS		0-0-0-0
Stalbird, Isaiah	PS	PL	PL	PS	PL	PS	PS	PS	PS	PS	PS	PS	PS	PS	PS	PS		4-0-0-0
St. Brown, Equanimeous	PS	PS	PS	PS	PS	PS	PL	PL	PS	PS	PS	PS	PS	PS	PS	PS		2-0-0-0
Taylor, Alontae	PL	NCB	PL	NCB	NCB	NCB	NCB	NCB	LCB	LCB	LCB	LCB	LCB	LCB	LCB	LCB		16-14-0-0
Teamer, Roderic	XXX	XXX	XXX	XXX	XXX	XXX	XXX	PL	PL	PS	PS	PS	SUSP	SUSP	SUSP	PS		2-0-0-0
Tipton, Mason	PL	PL	PL	PL	PL	ST	PL	PL	PL	PL	IA	IA	IA	IA	PL	IA		11-1-0-5
Turner, Payton	PL	PL	PL	PL	IA	PL	PL	PL	PL	PL	PL	PL	PL	PL	PL	PL		15-0-0-1
Udoh, Oluoemeka	PL	PL	PL	PL	DNP	DNP	PL	PL	PL	PL	PL	PL	PL	PL	DNP	LG		13-1-3-0
Valdes-Scantling, Marquez	XXX	XXX	XXX	XXX	XXX	XXX	XXX	IA	WR	WR	WR	WR	WR	WR	WR	IA	WR	13-7-0-2
Valladay, Kazavian	XXX	XXX	XXX	XXX	XXX	XXX	XXX	XXX	PS	PS	PS	PS	PS	PS	PS	PS		0-0-0-0
Vickers, Kendal																		

2024 New Orleans Saints Game-By-Game Starters

OFFENSE

Date	Opp.	WR	LT	LG	C	RG	RT	TE	WR	QB	RB	FB
9/8	CAR	Olave	Fuaga	Patrick	McCoy	Ruiz	Penning	Moreau	Shaheed	Carr	Kamara	Hill (TE)
9/15	@DAL	Olave	Fuaga	Patrick	McCoy	Ruiz	Penning	Moreau	Shaheed	Carr	Kamara	Hill
9/22	PHI	Olave	Fuaga	Patrick	McCoy	Ruiz	Penning	Moreau	Shaheed	Carr	Kamara	Prentice
9/29	@ATL	Olave	Fuaga	Patrick	Lemieux	Young	Penning	Moreau	Shaheed	Carr	Kamara	Hill (TE)
10/7	@KC	Olave	Fuaga	Saldiveri	Patrick	Young	Penning	Moreau	Johnson (TE)	Carr	Kamara	Holker (TE)
10/13	TB	Olave	Fuaga	Saldiveri	McGovern	Young	Penning	Moreau	Shaheed	Rattler	Kamara	Johnson (TE)
10/17	DEN	Means	Fuaga	Saldiveri	McGovern	Young	Penning	Moreau	Tipton	Rattler	Kamara	Prentice
10/27	@LAC	Olave	Fuaga	Patrick	McGovern	Ruiz	Penning	Moreau	Johnson (TE)	Rattler	Kamara	Hill (TE)
11/3	@CAR	Olave	Fuaga	Patrick	McGovern	Ruiz	Penning	Moreau	Valdes-Scantling	Carr	Kamara	Hill (TE)
11/10	ATL	Valdes-Scantling	Fuaga	Saldiveri	McGovern	Ruiz	Penning	Moreau	Hill (TE)	Carr	Kamara	Prentice
11/17	CLE	Valdes-Scantling	Fuaga	Saldiveri	McCoy	Ruiz	Penning	Moreau	Hill (TE)	Carr	Kamara	Prentice
12/1	LAR	Valdes-Scantling	Fuaga	Saldiveri	McCoy	Ruiz	Penning	Moreau	Hill (TE)	Carr	Kamara	Prentice
12/8	@NYG	Valdes-Scantling	Fuaga	Patrick	McCoy	Ruiz	Penning	Moreau	Austin Jr.	Carr	Kamara	Prentice
12/15	WAS	Valdes-Scantling	Fuaga	Patrick	McCoy	Ruiz	Penning	Moreau	Wilson Jr.	Haener	Kamara	Prentice
12/23	@GB	Johnson (TE)	Fuaga	Patrick	McCoy	Ruiz	Penning	Moreau	Wilson Jr.	Rattler	Miller	Holker (TE)
12/29	LV	Valdes-Scantling	Fuaga	Udoh	Lemieux	Ruiz	Penning	Moreau	Wilson Jr.	Rattler	Miller	Austin Jr. (WR)
1/5	@TB											

DEFENSE

Date	Opp.	LDE	LDT	RDT	RDE	WLB	MLB	SAM	LCB	RCB	SS	FS
9/8	CAR	Jordan	Bresee	Shepherd	Granderson	Werner	Davis	Gay Jr.	Adebo	Lattimore	Harris	Mathieu
9/15	@DAL	Jordan	Bresee	Shepherd	Granderson	Werner	Davis	Taylor (NICKEL)	Adebo	McKinstry	Harris	Mathieu
9/22	PHI	Jordan	Bresee	Shepherd	Granderson	Werner	Davis	Gay Jr.	Adebo	Lattimore	Harris	Mathieu
9/29	@ATL	Jordan	Bresee	Shepherd	Granderson	Gay Jr.	Werner	Taylor (NICKEL)	Adebo	Lattimore	Harris	Mathieu
10/7	@KC	Jordan	Saunders	Shepherd	Granderson	Orji	Davis	Taylor (NICKEL)	Adebo	Lattimore	Harris	Mathieu
10/13	TB	Jordan	Bresee	Shepherd	Granderson	Gay Jr.	Davis	Taylor (NICKEL)	Adebo	Lattimore	Howden	Mathieu
10/17	DEN	Jordan	Bresee	Shepherd	Granderson	Gay Jr.	Davis	Taylor (NICKEL)	Adebo	Lattimore	Howden	Mathieu
10/27	@LAC	Jordan	Bresee	Shepherd	Granderson	Werner	Davis	Taylor (NICKEL)	McKinstry	Lattimore	Howden	Mathieu
11/3	@CAR	Jordan	Saunders	Shepherd	Granderson	Werner	Davis	Gay Jr.	Taylor	Jean-Charles	Howden	Mathieu
11/10	ATL	Jordan	Saunders	Shepherd	Granderson	Werner	Davis	Amadi (NICKEL)	Taylor	Jean-Charles	Harris	Mathieu
11/17	CLE	Jordan	Saunders	Shepherd	Granderson	Werner	Davis	Gay Jr.	Taylor	McKinstry	Harris	Mathieu
12/1	LAR	Jordan	Saunders	Shepherd	Granderson	Werner	Davis	Amadi (NICKEL)	Taylor	McKinstry	Harris	Mathieu
12/8	@NYG	Jordan	Saunders	Shepherd	Granderson	Werner	Davis	Amadi (NICKEL)	Taylor	McKinstry	Harris	Mathieu
12/15	WAS	Jordan	Saunders	Shepherd	Granderson	Werner	Davis	Gay Jr.	Taylor	McKinstry	Harris	Mathieu
12/23	@GB	Jordan	Saunders	Bresee	Granderson	Werner	Davis	Amadi (NICKEL)	Taylor	McKinstry	Harris	Mathieu
12/29	LV	Jordan	Saunders	Bresee	Granderson	Werner	Davis	Amadi (NICKEL)	Taylor	McKinstry	Harris	Mathieu
1/5	@TB											

INACTIVES

Date	Opp.	Inactive	Inactive	Inactive	Inactive	Inactive	Inactive	Inactive
9/8	CAR	Perry	Rattler	Saunders	Jackson	Ford	Holker	Ridgeway III
9/15	@DAL	Perry	Rattler	Lattimore	Saunders	Jackson	Ford	Holker
9/22	PHI	Hill	Means	Perry	Rattler	Saunders	Jackson	--
9/29	@ATL	Perry	Rattler	Ruiz	Davis	Holker	Ridgeway III	--
10/7	@KC	Gay Jr.	Hill	Rattler	Werner	Ruiz	Boyd	Turner
10/13	TB	Carr	Hill	Werner	Miller	Ruiz	Patrick	Boyd
10/17	DEN	Carr	Hill	Olave	Werner	Mims	Saunders	Ruiz
10/27	@LAC	Carr	Valdes-Scantling	Wilson Jr.	Ford	Saldiveri	Holker	Boyd
11/3	@CAR	McKinstry	Rattler	Williams	Lattimore	Payton	Ford	Ridgeway III
11/10	ATL	Wilson Jr.	McKinstry	Rattler	Williams	Ford	Patrick	Boyd
11/17	CLE	Rattler	Williams	Bradford	Ford	Patrick	Tipton	Boyd
12/1	LAR	Rattler	Ford	Patrick	McCoy	Tipton	Boyd	--
12/8	@NYG	Rattler	Mims	Ford	Tipton	Boyd	--	--
12/15	WAS	Carr	Mims	Tipton	Kpassagnon	Boyd	--	--
12/23	@GB	Carr	Valdes-Scantling	Kamara	Shepherd	Boyd	--	--
12/29	LV	Carr	Mims	Kamara	Orji	Tipton	Ridgeway III	Boyd
1/5	@TB							

2024 New Orleans Saints Game-By-Game

SAINTS

Date	Opp.	Pts	First Downs				Offense			Net Rushing			Net Passing							Fumbles			Penalties			Punts				Returns				TD's			PAT	FG	2P	TOP	
			T	R	Pa	Pe	Att	Yards	Avg.	Att	Yards	Avg.	C	A	Yds	YPA	TD	Int	Sk	Yds	#	Lst	#	Yds	#	Yds	Avg.	P	Yds	KO	Yds	Int	Yds	Ru	Pa	Ret	M/A	M/A	M/A		
9/8	CAR	47	22	13	7	2	62	379	6.1	37	180	4.9	19	24	199	8.3	3	0	1	1	0	0	10	95	2	73	36.5	3	60	2	65	2	2	2	3	0	5/5	4/4	0/0	36:39	
9/15	@DAL	44	24	15	8	1	56	432	7.7	39	190	4.9	11	16	242	15.1	2	1	1	1	0	0	5	40	1	49	49.0	0	0	5	0	2	47	4	2	0	5/6	1/1	0/0	30:31	
9/22	PHI	12	12	5	7	0	55	219	4.0	29	89	3.1	14	25	130	5.2	1	1	1	12	0	0	3	25	4	162	40.5	1	0	0	1	23	0	1	0	1/1	2/2	0/1	27:45		
9/29	@ATL	24	25	12	11	2	70	366	5.2	33	131	4.0	28	36	235	6.5	0	1	1	4	1	1	6	60	3	120	40.0	2	17	5	133	1	1	3	0	0	3/3	1/1	0/0	35:42	
10/7	@KC	13	14	1	11	2	51	220	4.3	15	46	3.1	18	28	174	6.2	2	1	1	8	0	0	5	70	4	199	49.8	1	10	3	85	1	37	0	2	0	1/2	0/0	0/0	20:04	
10/13	TB	27	19	3	13	3	66	303	4.6	21	81	3.9	22	40	222	5.6	1	2	5	21	3	1	7	70	6	266	44.3	2	56	1	25	3	50	1	1	1	2/2	2/2	0/0	25:58	
10/17	DEN	10	15	6	7	2	66	271	4.1	21	97	4.6	28	39	174	4.5	1	0	6	36	2	2	5	35	6	267	44.5	1	13	5	121	0	0	0	1	0	1/1	1/1	0/0	26:44	
10/27	@LAC	8	15	4	9	2	68	366	5.4	21	117	5.6	22	42	249	5.9	0	0	5	32	0	0	7	66	9	437	48.6	4	30	2	63	0	0	0	0	0	0/0	2/3	0/0	28:52	
11/3	@CAR	22	25	11	12	2	74	427	5.8	41	197	4.8	18	32	236	7.4	1	0	1	6	0	0	10	109	4	169	42.3	1	7	3	59	1	0	1	1	0	2/2	3/3	0/1	34:19	
11/10	ATL	20	14	5	8	1	52	365	7.0	27	96	3.6	16	25	269	10.8	2	0	0	0	1	0	8	76	5	224	44.8	1	18	2	51	1	6	0	2	0	2/2	2/2	0/0	24:53	
11/17	CLE	35	19	8	11	0	58	473	8.2	28	214	7.6	22	29	259	8.9	2	1	1	7	2	1	5	41	3	110	36.7	2	54	1	42	0	0	3	2	0	5/5	0/0	0/0	30:38	
12/1	LAR	14	19	7	11	1	68	327	4.8	31	143	4.6	24	37	184	5.1	1	0	0	0	0	0	4	38	3	128	42.7	0	0	0	0	0	0	0	0	1	0	0/0	2/3	1/1	32:37
12/8	@NYG	14	18	7	10	1	66	292	4.4	33	92	2.8	20	31	200	6.5	1	1	2	19	2	0	6	40	7	292	41.7	0	0	2	47	1	0	1	1	0	2/2	0/2	0/0	31:49	
12/15	WAS	19	17	3	11	3	51	245	4.8	16	69	4.3	15	32	176	5.5	2	1	3	29	0	0	4	36	4	187	46.8	3	6	5	140	0	0	0	2	0	1/1	2/2	0/1	19:10	
12/23	@GB	0	14	3	9	2	53	196	3.7	20	67	3.4	15	30	129	4.3	0	1	3	24	2	1	7	40	4	159	39.8	0	0	6	169	0	0	0	0	0	0/0	0/0	0/0	22:47	
12/29	LV	10	13	4	8	1	53	269	5.1	13	81	6.2	20	36	218	6.1	1	2	4	30	2	0	10	77	7	330	47.1	1	21	0	0	0	0	0	1	0	1/1	1/1	0/0	22:10	
	Totals	319	285	107	153	25	969	5150	5.3	425	1890	4.4	312	502	3296	6.6	20	12	35	230	15	6	102	918	72	3172	44.1	22	292	42	1000	13	166	15	20	1	31/33	23/27	1/4	487:51	

OPPONENTS

Date	Opp.	Pts	First Downs				Offense			Net Rushing			Net Passing							Fumbles			Penalties			Punts				Returns				TD's			PAT	FG	2P	TOT
			T	R	Pa	Pe	Att	Yards	Avg.	Att	Yards	Avg.	C	A	Yds	YPA	TD	Int	Sk	Yds	#	Lst	#	Yds	#	Yds	Avg.	P	Yds	KO	Yds	Int	Yds	Ru	Pa	Ret	M/A	M/A	M/A	M/A
9/8	CAR	10	11	2	7	2	55	193	3.5	20	58	2.9	13	31	135	4.4	0	2	4	26	1	1	6	80	5	191	38.2	1	0	9	232	0	0	1	0	0	1/1	1/1	0/0	23:21
9/15	@DAL	19	20	5	13	2	66	353	5.3	21	68	3.2	28	42	285	6.8	1	2	3	14	1	0	4	26	1	53	53.0	1	0	5	121	1	0	0	1	0	1/1	4/4	0/0	29:29
9/22	PHI	15	20	8	11	1	67	460	6.9	25	172	6.9	25	38	288	7.6	0	1	4	23	1	1	7	45	2	43	21.5	1	6	3	77	1	0	2	0	0	2/2	0/1	1/1	32:15
9/29	@ATL	26	14	4	9	1	51	315	6.2	15	88	5.9	21	35	227	6.5	0	1	1	11	1	0	9	76	3	132	44.0	0	0	2	39	1	47	0	0	1	2/2	4/4	0/0	24:18
10/7	@KC	26	28	11	15	2	80	460	5.8	39	139	3.6	28	39	321	8.2	0	1	2	10	1	0	6	55	1	56	56.0	4	32	3	69	1	0	2	0	0	2/2	4/5	0/0	39:56
10/13	TB	51	31	13	15	3	72	594	8.3	35	277	7.9	24	36	325	9.0	4	3	1	8	1	0	12	86	3	132	44.0	3	12	6	153	2	0	2	4	0	6/6	1/1	0/1	34:02
10/17	DEN	33	22	13	8	1	61	389	6.4	35	225	6.4	16	26	164	6.3	0	0	0	0	1	1	7	47	3	129	43.0	2	13	2	60	0	0	2	0	1	3/3	4/4	0/0	33:16
10/27	@LAC	26	19	6	12	1	64	378	5.9	29	122	4.2	20	32	256	8.0	2	0	3	23	2	0	4	34	6	344	57.3	3	28	2	57	0	0	1	2	0	2/3	2/2	0/0	31:08
11/3	@CAR	23	15	5	8	2	50	246	4.9	23	80	3.5	16	26	171	6.6	1	1	1	5	0	0	6	55	5	216	43.2	2	24	3	53	0	0	2	1	0	2/2	1/1	0/1	25:41
11/10	ATL	17	25	9	12	4	73	468	6.4	32	181	5.7	23	38	306	8.1	0	1	3	19	2	0	6	45	3	144	48.0	1	8	5	143	0	0	2	2	0	2/2	1/4	0/0	35:07
11/17	CLE	14	22	3	17	2	70	443	6.3	20	66	3.3	30	47	377	8.0	2	0	3	18	0	0	3	14	5	228	45.6	0	0	2	37	1	0	0	2	0	0/0	0/2	1/2	29:22
12/1	LAR	21	22	12	9	1	55	322	5.9	29	156	5.4	14	24	183	7.6	2	0	2	17	0	0	3	30	3	116	38.7	0	0	3	100	0	0	1	2	0	3/3	0/0	0/0	27:23
12/8	@NYG	11	16	4	12	0	74	325	4.4	23	112	4.4	21	49	213	4.3	0	1	2	14	0	0	12	112	8	299	37.4	5	46	2	49	1	0	1	0	0	0/0	1/1	1/1	25:45
12/15	WAS	20	23	11	11	1	74	326	4.4	35	137	3.9	25	31	189	6.1	2	0	8	37	1	0	9	84	3	138	46.0	2	12	4	115	1	0	0	2	0	2/2	2/3	0/0	40:50
12/23	@GB	34	24	14	10	0	69	404	5.9	39	188	4.8	17	30	216	7.2	1	0	0	0	0	0	6	60	2	93	46.5	0	0	1	38	1	18	3	1	0	4/4	2/2	0/0	37:13
12/29	LV	25	22	7	14	1	74	388	5.2	38	156	4.1	20	35	242	6.9	2	0	1	10	0	0	3	20	4	198	49.5	3	32	2	52	2	22	0	2	0	1/2	4/4	0/0	37:50
	Totals	371	334	127	183	24	1055	6064	5.7	458	2225	4.9	345	559	3898	7.0	17	13</																						

2024 SUPERLATIVES

NEW ORLEANS SAINTS

Category	High		Low	
POINTS	47	vs. CAR, 9/8/24	0	at GB, 12/23/24
TOTAL FIRST DOWNS	25	2x, last at CAR, 11/3/24	12	vs. PHI, 9/22/24
RUSHING FIRST DOWNS	15	at DAL, 9/15/24	1	at KC, 10/7/24
PASSING FIRST DOWNS	13	vs. TB, 10/13/24	7	3x, last vs. DEN, 10/17/24
PENALTY FIRST DOWNS	3	2x, last vs. WAS, 12/15/24	0	2x, last vs. CLE, 11/17/24
3RD DOWN CONVERSIONS	7	2x, last at ATL, 9/29/24	1	vs. LV, 12/29/24
4TH DOWN CONVERSIONS	3	vs. DEN, 10/17/24	0	7x, last at GB, 12/23/24
TOTAL NET YARDS	473	vs. CLE, 11/17/24	196	at GB, 12/23/24
TOTAL PLAYS	74	at CAR, 11/3/24	51	2x, last vs. WAS, 12/15/24
NET RUSHING YARDS	214	vs. CLE, 11/17/24	46	at KC, 10/7/24
RUSHING ATTEMPTS	41	at CAR, 11/3/24	13	vs. LV, 12/29/24
NET PASSING YARDS	269	vs. ATL, 11/10/24	129	at GB, 12/23/24
PASS ATTEMPTS	42	at LAC, 10/27/24	16	at DAL, 9/15/24
PASS COMPLETIONS	28	2x, last vs. DEN, 10/17/24	11	at DAL, 9/15/24
INTERCEPTIONS	3	vs. TB, 10/13/24	0	6x, last at GB, 12/23/24
TIMES SACKED	6	vs. DEN, 10/17/24	0	2x, last vs. LAR, 12/1/24
PUNTS	9	at LAC, 10/27/24	1	at DAL, 9/15/24
PENALTIES	10	3x, last vs. LV, 12/29/24	3	vs. PHI, 9/22/24
PENALTY YARDS	109	at CAR, 11/3/24	25	vs. PHI, 9/22/24
FUMBLES	3	vs. TB, 10/13/24	0	8x, last vs. WAS, 12/15/24
FUMBLES LOST	2	vs. DEN, 10/17/24	0	11x, last vs. LV, 12/29/24
TOUCHDOWNS	6	at DAL, 9/15/24	0	at GB, 12/23/24
RUSHING TDs	4	at DAL, 9/15/24	0	8x, last vs. LV, 12/29/24
PASSING TDs	3	vs. CAR, 9/8/24	0	3x, last at GB, 12/23/24
RETURN TDs	1	vs. TB, 10/13/24	0	13x, last vs. LV, 12/29/24
TIME OF POSSESSION	36:39	vs. CAR, 9/8/24	19:10	vs. WAS, 12/15/24

OPPONENTS

Category	High		Low	
POINTS	51	vs. TB, 10/13/24	10	vs. CAR, 9/8/24
TOTAL FIRST DOWNS	31	vs. TB, 10/13/24	11	vs. CAR, 9/8/24
RUSHING FIRST DOWNS	14	at GB, 12/23/24	2	vs. CAR, 9/8/24
PASSING FIRST DOWNS	17	vs. CLE, 11/17/24	7	vs. CAR, 9/8/24
PENALTY FIRST DOWNS	4	vs. ATL, 11/10/24	0	2x, last at GB, 12/23/24
3RD DOWN CONVERSIONS	10	vs. LV, 12/29/24	1	vs. CAR, 9/8/24
4TH DOWN CONVERSIONS	3	at GB, 12/23/24	0	6x, last vs. LV, 12/29/24
TOTAL NET YARDS	594	vs. TB, 10/13/24	193	vs. CAR, 9/8/24
TOTAL PLAYS	80	at KC, 10/7/24	50	at CAR, 11/3/24
NET RUSHING YARDS	277	vs. TB, 10/13/24	58	vs. CAR, 9/8/24
RUSHING ATTEMPTS	39	2x, last at GB, 12/23/24	15	at ATL, 9/29/24
NET PASSING YARDS	377	vs. CLE, 11/17/24	135	vs. CAR, 9/8/24
PASS ATTEMPTS	49	at NYG, 12/8/24	24	vs. LAR, 12/1/24
PASS COMPLETIONS	30	vs. CLE, 11/17/24	13	vs. CAR, 9/8/24
INTERCEPTIONS	2	2x, last vs. LV, 12/29/24	0	6x, last vs. LAR, 12/1/24
TIMES SACKED	8	vs. WAS, 12/15/24	0	at GB, 12/23/24
PUNTS	8	at NYG, 12/8/24	1	2x, last at KC, 10/7/24
PENALTIES	12	2x, last at NYG, 12/8/24	3	2x, last vs. LV, 12/29/24
PENALTY YARDS	112	at NYG, 12/8/24	20	vs. LV, 12/29/24
FUMBLES	2	2x, last vs. ATL, 11/10/24	0	6x, last vs. LV, 12/29/24
FUMBLES LOST	1	3x, last vs. DEN, 10/17/24	0	13x, last vs. LV, 12/29/24
TOUCHDOWNS	7	vs. TB, 10/13/24	1	3x, last at NYG, 12/8/24
RUSHING TDs	3	at GB, 12/23/24	0	5x, last vs. LV, 12/29/24
PASSING TDs	4	vs. TB, 10/13/24	0	7x, last at NYG, 12/8/24
RETURN TDs	1	2x, last vs. DEN, 10/17/24	0	14x, last vs. LV, 12/29/24
TIME OF POSSESSION	40:50	vs. WAS, 12/15/24	23:21	vs. CAR, 9/8/24

2024 NEW ORLEANS SAINTS & OPPONENT INDIVIDUAL GAME SUPERLATIVES							
CATEGORY	SAINTS			OPPONENTS			
	PASS ATTEMPTS	40	Spencer Rattler	vs TB, 10/13/24	49	Drew Lock	at NYG, 12/8/24
PASS COMPLETIONS	28	Derek Carr	at ATL, 9/29/24	30	Jameis Winston	vs CLE, 11/17/24	
GROSS PASSING YARDS	269	Derek Carr	vs ATL, 11/10/24	395	Jameis Winston	vs CLE, 11/17/24	
COMPLETION PERCENTAGE	82.6%	Derek Carr	vs CAR, 9/8/24	76.3%	Jalen Hurts	vs PHI, 9/22/24	
TOUCHDOWN PASSES	3	Derek Carr	vs CAR, 9/8/24	4	Baker Mayfield	vs TB, 10/13/24	
PASSES HAD INTERCEPTED	2	Spencer Rattler	vs TB, 10/13/24	3	Baker Mayfield	vs TB, 10/13/24	
RUSHING ATTEMPTS	29	Alvin Kamara	at CAR, 11/3/24	27	Kareem Hunt	at KC, 10/7/24	
YARDS RUSHING	155	Alvin Kamara	at CAR, 11/3/24	147	Saquon Barkley	vs PHI, 9/22/24	
RUSHING TOUCHDOWNS	3	A. Kamara/ T. Hill	2x, Last vs CLE, 11/17/24	2	S. Barkley/J. Williams/C. Hubbard/ B. Robinson	4x, Last vs ATL, 11/10/24	
LONGEST RUN FROM SCRIMMAGE	75	Taysom Hill	vs CLE, 11/17/24	65	Saquon Barkley	vs PHI, 9/22/24	
RECEPTIONS	8	C. Olave (2x)/ R. Shaheed/ T. Hill	4x, Last vs CLE, 11/17/24	11	Chris Godwin	vs TB, 10/13/24	
RECEIVING YARDS	109	M. Valdes-Scantling	vs ATL, 11/10/24	170	Dallas Goedert	vs PHI, 9/22/24	
RECEIVING TOUCHDOWNS	2	M. Valdes-Scantling	vs ATL, 11/10/24	2	C. Godwin/L. McConkey/ T. McLaurin	3x, Last vs WAS, 12/15/24	
LONGEST PASS RECEPTION	71	M. Valdes-Scantling	vs CLE, 11/17/24	89	Jerry Jeudy	vs CLE, 11/17/24	
TOTAL YARDS FROM SCRIMMAGE	215	Alvin Kamara	at CAR, 11/3/24	170	Dallas Goedert	vs PHI, 9/22/24	
FIELD GOALS	4	Blake Grupe	vs CAR, 9/8/24	4	B. Aubrey/ Y. Koo/ H. Butler/ D. Carlson	4x, Last vs LV, 12/29/24	
LONGEST FIELD GOAL ATTEMPT	60	Blake Grupe	at NYG, 12/8/24	60	Jake Elliot	vs PHI, 9/22/24	
LONGEST FIELD GOAL MADE	57	Blake Grupe	vs CAR, 9/8/24	58	Younghoe Koo	at ATL, 9/29/24	
PUNTS	9	Matthew Hayball	at LAC, 10/27/24	8	Jamie Gillan	at NYG, 12/8/24	
LONGEST PUNT	64	Matthew Hayball	vs LV, 12/29/24	71	AJ Cole	vs LV, 12/29/24	
LONGEST PUNT RETURN	54	Rashid Shaheed	vs TB, 10/13/24	15	I. Smith-Marsette	at NYG, 12/8/24	
LONGEST KICKOFF RETURN	42	Taysom Hill	vs CLE, 11/17/24	43	Jordan Whittington	vs LAR, 12/1/24	
TACKLES	14	Demario Davis	vs WAS, 12/15/24	16	Troy Andersen	at ATL, 9/29/24	
INTERCEPTIONS	1	W. Harris/J. Howden/T. Mathieu (3x)/P. Adebo	(3x) K. Saunders/ J. Abram/ C. Jordan/ S. Jean Charles/D. Davis	9x, Last at NYG, 12/8/24	1	D. Wilson/R. Blankenship/T. Andersen/B. Cook, T. Smith/D. Ward/M. Sainristil	7x, Last vs WAS, 12/15/24
LONGEST INTERCEPTION RETURN	47	Paulson Adebo	vs CAR, 9/8/24	47	Troy Andersen	at ATL, 9/29/24	
LONGEST FUMBLE RETURN	4	Willie Gay Jr.	vs PHI, 9/22/24	58	Antoine Winfield Jr.	vs TB, 10/13/24	

2024 BIG GAMES						
SAINTS						
300-Yard Passers		100-Yard Rushers			100-Yard Receivers	
		Alvin Kamara (115)	at DAL, 9/15/24		Chris Olave (107)	at LAC, 10/27/24
		Alvin Kamara (155)	at CAR, 11/3/24		M. Valdes-Scantling (109)	vs ATL, 11/10/24
		Taysom Hill (138)	vs CLE, 11/18/24			
		Alvin Kamara (112)	vs LAR, 12/1/24			

OPPONENTS						
300-Yard Passers		100-Yard Rushers			100-Yard Receivers	
Jalen Hurts (311)	vs PHI	Saquon Barkley (147)	vs PHI, 9/22/24		Dallas Goedert (170)	vs PHI, 9/22/24
Patrick Mahomes (331)	at KC	Kareem Hunt (102)	at KC, 10/7/24		Juju Smith-Schuster (130)	at KC, 10/7/24
Baker Mayfield (325)	vs TB	Sean Tucker (136)	vs TB, 10/13/24		Chris Godwin (125)	vs TB, 10/13/24
Kirk Cousins (306)	vs ATL	Bijan Robinson (116)	vs ATL, 11/10/24		Ladd McConkey (111)	at LAC, 10/27/24
Jameis Winston (395)	vs CLE	Kyren Williams (104)	vs LAR, 12/1/24		Jerry Jeudy (142)	vs CLE, 11/17/24
		Ameer Abdullah (115)	vs LV, 12/29/24			

2024 NEW ORLEANS SAINTS SUPPLEMENTAL STATISTICS

**DRIVE ENGINEERING
SAINTS**

Date	Opp.	Drives	TD	FG	Miss FG	Punt	Bk Punt	Fumble	INT	Downs	Safety	Half	Game	Off.Pts.	Score Pct.
9/8	CAR	11	5	4	0	2	0	0	0	0	0	0	0	47	81.8%
9/15	@DAL	10	6	1	0	1	0	0	1	0	0	0	1	44	70.0%
9/22	PHI	10	1	2	0	4	0	0	1	1	0	1	0	12	30.0%
9/29	@ATL	10	3	1	0	3	0	0	1	1	0	0	1	24	40.0%
10/7	@KC	10	2	0	0	4	0	0	1	2	0	1	0	13	20.0%
10/13	TB	14	2	2	0	6	0	1	2	0	0	0	1	20	28.6%
10/17	DEN	12	1	1	0	6	0	2	0	1	0	1	0	10	16.7%
10/27	@LAC	13	0	2	1	9	0	0	0	0	0	0	1	6	15.4%
11/3	@CAR	11	2	3	0	4	0	0	0	1	0	1	0	22	45.5%
11/10	ATL	11	2	2	0	5	0	0	0	1	0	1	0	20	36.4%
11/17	CLE	11	5	0	0	3	0	1	1	0	0	0	1	35	45.5%
12/1	LAR	8	1	2	1	3	0	0	0	1	0	0	0	14	37.5%
12/8	@NYG	14	2	0	2	7	0	0	1	1	0	0	1	14	14.3%
12/15	WAS	9	2	2	0	4	0	0	1	0	0	0	0	19	44.4%
12/23	@GB	9	0	0	0	4	0	1	1	2	0	1	0	0	0.0%
12/29	LV	11	1	1	0	7	0	0	2	0	0	0	0	10	18.2%
Totals		174	35	23	4	72	0	5	12	11	0	6	6	310	33.3%

OPPONENTS

Date	Opp.	Drives	TD	FG	Miss FG	Punt	Bk Punt	Fumble	INT	Downs	Safety	Half	Game	Off.Pts.	Score Pct.
9/8	CAR	13	1	1	0	5	0	1	2	2	0	0	1	10	15.4%
9/15	@DAL	10	1	4	0	1	0	0	2	2	0	0	0	19	50.0%
9/22	PHI	10	2	0	1	1	1	1	1	2	0	0	1	15	20.0%
9/29	@ATL	9	0	4	0	3	0	0	1	0	0	1	0	12	44.4%
10/7	@KC	10	2	4	1	1	0	0	1	0	0	0	1	26	60.0%
10/13	TB	14	6	1	0	3	0	0	3	0	0	1	0	44	50.0%
10/17	DEN	11	2	4	0	3	0	1	0	0	0	0	1	26	54.5%
10/27	@LAC	13	3	2	0	6	0	0	0	0	1	1	0	26	38.5%
11/3	@CAR	11	3	1	0	5	0	0	1	0	0	0	1	23	36.4%
11/10	ATL	11	2	1	3	3	0	0	1	1	0	0	0	17	27.3%
11/17	CLE	11	2	0	2	5	0	0	0	2	0	0	0	14	18.2%
12/1	LAR	9	3	0	0	3	0	0	0	1	0	1	1	21	33.3%
12/8	@NYG	13	1	1	1	8	0	0	1	1	0	0	0	11	15.4%
12/15	WAS	9	2	2	1	3	0	0	0	0	0	1	0	20	44.4%
12/23	@GB	9	4	2	0	2	0	0	0	0	0	0	1	34	66.7%
12/29	LV	11	2	4	0	4	0	0	0	0	0	0	1	25	54.5%
Totals		174	36	31	9	56	1	3	13	11	1	5	8	343	38.5%

**INSIDE THE RED ZONE
SAINTS**

Date	Opp.	No.	TD	FG	MFG	INT	Fumble	Downs	Punt	Half	End Reg	Game	TD%	Score Pct.	Points
9/8	CAR	4	4	0	0	0	0	0	0	0	0	0	100%	100%	28
9/15	@DAL	5	4	1	0	0	0	0	0	0	0	0	80%	100%	30
9/22	PHI	3	1	1	0	0	0	1	0	0	0	0	33%	66.7%	9
9/29	@ATL	4	3	0	0	0	0	1	0	0	0	0	75%	75.0%	21
10/7	@KC	1	1	0	0	0	0	0	0	0	0	0	100%	100%	7
10/13	TB	4	2	1	0	0	0	0	0	0	1	0	50%	50.0%	17
10/17	DEN	2	1	1	0	0	0	0	0	0	0	0	50%	100%	10
10/27	@LAC	1	0	0	0	0	0	0	0	0	0	1	0%	0%	0
11/3	@CAR	4	2	2	0	0	0	0	0	0	0	0	50%	100%	19
11/10	ATL	3	1	1	0	0	0	1	0	0	0	0	33%	67%	10
11/17	CLE	3	2	0	0	0	1	0	0	0	0	0	67%	67%	14
12/1	LAR	2	0	0	1	0	0	1	0	0	0	0	0%	0%	0
12/8	@NYG	2	2	0	0	0	0	0	0	0	0	0	100%	100%	14
12/15	WAS	2	1	1	0	0	0	0	0	0	0	0	50%	100%	9
12/23	@GB	0	0	0	0	0	0	0	0	0	0	0	--	--	0
12/29	LV	1	0	1	0	0	0	0	0	0	0	0	0%	100%	3
Totals		41	24	9	1	0	1	4	0	0	1	1	58.5%	80.5%	191

OPPONENTS

Date	Opp.	No.	TD	FG	MFG	INT	Fumble	Downs	Punt	Half	End Reg	Game	TD%	Score Pct.	Points
9/8	CAR	2	1	0	0	0	0	1	0	0	0	0	50.0%	50.0%	7
9/15	@DAL	3	0	2	0	0	0	1	0	0	0	0	0.0%	66.7%	6
9/22	PHI	3	1	0	0	1	0	1	0	0	0	0	33.3%	33.3%	8
9/29	@ATL	1	0	1	0	0	0	0	0	0	0	0	0.0%	100%	3
10/7	@KC	7	2	4	0	1	0	0	0	0	0	0	29%	86.0%	26
10/13	TB	5	4	1	0	0	0	0	0	0	0	0	80%	100%	30
10/17	DEN	3	2	1	0	0	0	0	0	0	0	0	67%	100%	17
10/27	@LAC	3	2	1	0	0	0	0	0	0	0	0	66.70%	100%	16
11/3	@CAR	3	3	0	0	0	0	0	0	0	0	0	100%	100%	20
11/10	ATL	3	1	1	1	0	0	0	0	0	0	0	33.00%	67%	10
11/17	CLE	1	0	0	1	0	0	0	0	0	0	0	0%	0%	0
12/1	LAR	3	3	0	0	0	0	0	0	0	0	0	100%	100%	21
12/8	@NYG	3	1	1	1	0	0	0	0	0	0	0	33%	67%	11
12/15	WAS	3	2	1	0	0	0	0	0	0	0	0	67	100%	17
12/23	@GB	4	4	0	0	0	0	0	0	0	0	0	100%	100%	28
12/29	LV	4	2	2	0	0	0	0	0	0	0	0	50%	100%	19
Totals		51	28	15	3	2	0	3	0	0	0	0	54.9%	84.3%	239

2024 NEW ORLEANS SAINTS SCORING PLAYS

SAINTS SCORING PLAYS								
Opp	Qtr	Time	Play	Plays	Yards	Time	Saints	Opp.
vs CAR	1	12:08	R. Shaheed 59 yd. pass from D. Carr	5	76	2:52	7	0
vs CAR	1	10:04	B. Grupe 57 yd. Field Goal	4	1	1:50	10	0
vs CAR	1	1:23	F. Moreau 3 yd. pass from D. Carr	11	79	5:38	17	0
vs CAR	2	7:03	B. Grupe 44 yd. Field Goal	9	48	5:07	20	0
vs CAR	2	2:08	B. Grupe 52 yd. Field Goal	7	9	3:57	23	0
vs CAR	2	1:18	J. Johnson 16 yd. pass from D. Carr	1	16	0:06	30	0
vs CAR	3	8:27	A. Kamara 1 yd. run	9	57	5:26	37	3
vs CAR	4	13:08	B. Grupe 39 yd. Field Goal	12	43	6:47	40	10
vs CAR	4	10:35	J. Williams 14 yd. run	2	37	0:43	47	10
at DAL	1	10:50	A. Kamara 5 yd. run	7	80	4:10	7	0
at DAL	1	4:05	R. Shaheed 70 yd. pass from D. Carr	1	70	0:09	14	3
at DAL	2	9:30	A. Kamara 57 yd. pass from D. Carr	4	70	2:09	21	6
at DAL	2	2:48	A. Kamara 12 yd. run	11	70	4:55	28	13
at DAL	2	0:39	D. Carr 1 yd. run	3	20	0:23	35	13
at DAL	3	1:09	A. Kamara 7 yd. run (PAT blocked)	13	70	7:56	41	19
at DAL	4	5:11	B. Grupe 26 yd. Field Goal	4	5	2:38	44	19
vs PHI	1	6:51	B. Grupe 34 yd. Field Goal	15	54	8:09	3	0
vs PHI	4	9:49	B. Grupe 38 yd. Field Goal	8	50	3:28	6	7
vs PHI	4	2:03	C. Olave 13 yd. pass from D. Carr (pass failed)	9	50	4:38	12	7
at ATL	1	6:39	T. Hill 2 yd. run	11	70	4:34	7	7
at ATL	2	13:42	T. Hill 5 yd. run	11	53	6:01	14	7
at ATL	3	1:03	B. Grupe 43 yd. Field Goal	10	50	5:43	17	20
at ATL	4	1:00	A. Kamara 1 yd. run	9	42	2:28	24	23
at KC	2	8:36	R. Shaheed 43 yd. pass from D. Carr	7	74	4:03	7	10
at KC	4	14:18	F. Moreau 6 yd. pass from D. Carr (kick failed)	8	65	2:27	13	16
vs TB	2	13:43	B. Grupe 42 yd. Field Goal	11	56	5:16	3	17
vs TB	2	13:04	R. Shaheed 54 yd. punt return				10	17
vs TB	2	9:00	B. Grupe 29 yd. Field Goal	6	17	3:24	13	17
vs TB	2	8:37	B. Means 10 yd. pass from S. Rattler	1	10	0:04	20	17
vs TB	2	2:47	A. Kamara 4 yd. run	7	70	2:52	27	24
vs DEN	2	1:57	B. Grupe 35 yd. Field Goal	11	62	5:33	3	13
vs DEN	4	1:22	C. Wilson 12 yd. pass from J. Haener	11	79	2:44	10	33
at LAC	1	10:20	J. Scott fumble forced by T. Hill out of bounds in end zone for safety				2	0
at LAC	2	0:05	B. Grupe 40 yd. Field Goal	9	48	1:32	5	9
at LAC	3	1:05	B. Grupe 43 yd. Field Goal	8	45	3:45	8	16
at CAR	1	10:51	B. Grupe 29 yd. Field Goal	10	67	4:39	3	0
at CAR	1	3:08	B. Grupe 33 yd. Field Goal	11	72	5:07	6	0
at CAR	2	4:13	T. Hill 7 yd. run	9	78	5:46	13	7
at CAR	3	4:15	B. Grupe 51 yd. Field Goal	12	37	5:40	16	17
at CAR	4	11:55	F. Moreau 17 yd. pass from D. Carr (pass failed)	11	70	5:40	22	17
vs ATL	2	14:50	B. Grupe 38 yd. Field Goal	11	36	5:43	3	0
vs ATL	2	10:48	M. Valdes-Scantling 40 yd. pass from D. Carr	4	57	1:18	14	14
vs ATL	2	3:47	M. Valdes-Scantling 2 yd. pass from D. Carr	4	70	1:58	17	7
vs ATL	3	2:44	B. Grupe 26 yd. Field Goal	6	61	2:58	20	10
vs CLE	1	9:54	T. Hill 10 yd. run	6	49	2:34	7	0
vs CLE	2	12:40	M. Valdes-Scantling 71 yd. pass from D. Carr	3	80	1:34	14	6
vs CLE	4	13:22	T. Hill 33 yd. run	9	77	4:56	21	14
vs CLE	4	6:04	J. Johnson 1 yd. pass from D. Carr	6	35	2:36	28	14
vs CLE	4	2:26	T. Hill 75 yd. run	2	78	0:17	35	14
vs LAR	1	8:48	B. Grupe 54 yd. Field Goal	12	34	6:12	3	0
vs LAR	2	0:02	B. Grupe 54 yd. Field Goal	11	51	1:48	6	0
vs LAR	4	11:53	M. Valdes-Scantling 28 yd. pass from D. Carr (Carr to Pettis)	4	70	3:04	14	14
at NYG	1	1:19	K. Miller 8 yd. run	9	98	5:11	7	0
at NYG	3	3:40	J. Johnson 11 yd. pass from D. Carr	9	69	4:41	14	3
vs WAS	3	6:45	A. Kamara 21 yd. pass from C. Wilson	6	71	2:27	7	17
vs WAS	4	11:09	B. Grupe 41 yd. Field Goal	9	51	3:47	10	20
vs WAS	4	6:57	B. Grupe 51 yd. Field Goal	7	59	1:09	13	20
vs WAS	4	0:00	F. Moreau 1 yd. pass from S. Rattler (pass failed)	11	56	1:55	11	20
vs LV	2	14:52	F. Moreau 30 yd. pass from S. Rattler	3	50	0:53	7	3
vs LV	2	0:00	B. Grupe 34 yd. Field Goal	7	54	0:57	10	13
Scoring Totals: 36 TDs (20 pass, 15 rush, 1 return, 0 safeties), 23 FGs - 319 pts								

OPPONENT SCORING PLAYS

Opp	Qtr	Time	Play	Plays	Yards	Time	Saints	Opp.
vs CAR	2	0:00	E. Pineiro 43 yd. Field Goal	8	45	1:18	30	3
vs CAR	3	4:55	B. Young 3 yd. run	8	75	3:32	37	10
at DAL	1	4:14	B. Aubrey 52 yd. Field Goal	13	45	6:36	7	3
at DAL	2	11:39	B. Aubrey 38 yd. Field Goal	14	41	7:26	14	6
at DAL	2	7:43	C. Lamb 65 yd. Pass from D. Prescott	4	78	1:47	21	13
at DAL	2	0:00	B. Aubrey 48 yd. Field Goal	7	40	0:39	35	16
at DAL	3	9:05	B. Aubrey 40 yd. Field Goal	10	51	5:55	35	19
vs PHI	4	13:17	S. Barkley 65 yd. run	4	82	1:41	3	7
vs PHI	4	1:01	S. Barkley 4 yd. run (S. Barkley run)	5	69	1:02	12	15
at ATL	1	11:13	K. Hodge fumble recovery in the end zone				0	7
at ATL	2	9:57	Y. Koo 53 yd. Field Goal	7	42	3:45	14	10
at ATL	2	7:54	T. Anderson 47 yd. interception return				14	17
at ATL	3	8:46	Y. Koo 44 yd. Field Goal	10	64	3:59	14	20
at ATL	4	10:09	Y. Koo 42 yd. Field Goal	10	57	5:54	23	17
at ATL	4	0:02	Y. Koo 58 yd. Field Goal	5	30	0:58	24	26
at KC	1	8:34	K. Hunt 5 yd. run	10	78	5:25	0	7
at KC	2	12:39	H. Butler 26 yd. Field Goal	10	52	4:47	0	10
at KC	2	1:32	H. Butler 34 yd. Field Goal	15	64	7:04	7	13
at KC	2	0:06	H. Butler 28 yd. Field Goal	9	55	0:52	7	16
at KC	4	11:56	X. Worthy 3 yd. run	5	68	2:20	13	23
at KC	4	3:03	H. Butler 38 yd. Field Goal	11	38	6:29	13	26
vs TB	1	10:05	C. Godwin 4 yd. pass from B. Mayfield	8	74	4:55	0	7
vs TB	1	8:42	A. Winfield 56 yd. fumble return				0	14
vs TB	1	4:01	C. McLachlan 29 yd. Field Goal	8	71	3:56	0	17
vs TB	2	5:39	S. Tucker 36 yd. pass from B. Mayfield	6	76	2:58	20	24
vs TB	3	4:25	C. Godwin 55 yd. pass from B. Mayfield	7	92	4:13	27	31
vs TB	4	12:34	C. Olton 8 yd. pass from B. Mayfield (pass failed)	5	58	2:21	27	37
vs TB	4	6:33	B. Irving 1 yd. run	10	71	6:03	27	44
vs TB	4	1:55	S. Tucker 5 yd. run	6	64	2:24	27	51
vs DEN	1	5:28	W. Lutz 46 yd. Field Goal	9	52	5:04	0	3
vs DEN	2	13:24	W. Lutz 32 yd. Field Goal	10	42	5:15	0	6
vs DEN	2	7:30	J. Williams 8 yd. run	8	86	4:44	0	13
vs DEN	2	0:16	W. Lutz 52 yd. Field Goal	11	38	1:41	3	16
vs DEN	3	10:24	W. Lutz 36 yd. Field Goal	7	46	3:45	3	19
vs DEN	3	5:53	J. Williams 5 yd. run	5	69	3:00	3	26
vs DEN	4	4:06	C. Barton 52 yd. fumble return				3	33
at LAC	2	14:55	C. Dicker 46 yd. Field Goal	6	56	2:43	2	3
at LAC	2	1:37	J. Dobbins 1 yd. run (kick failed)	15	90	8:07	2	9
at LAC	3	8:48	L. McConkey 60 yd. pass from J. Herbert	2	61	0:48	5	16
at LAC	4	11:55	C. Dicker 29 yd. Field Goal	7	55	4:10	8	19
at LAC	4	3:22	L. McConkey 9 yd. pass from J. Herbert	9	66	3:23	8	26
at CAR	2	8:59	X. Legette 3 yd. pass from B. Young	8	40	4:50	6	7
at CAR	2	0:38	E. Pineiro 48 yd. Field Goal	4	-2	0:39	13	10
at CAR	3	9:55	C. Hubbard 1 yd. run	9	86	5:05	13	17
at CAR	4	2:18	C. Hubbard 16 yd. run (pass failed)	4	64	1:08	22	23
vs ATL	2	5:45	B. Robinson 1 yd. run	9	73	5:03	10	7
vs ATL	3	6:42	Y. Koo 27 yd. Field Goal	13	68	7:58	17	10
vs ATL	3	1:01	B. Robinson 37 yd. run	4	63	1:42	20	17
vs CLE	1	1:52	J. Judy 89 yd. pass from J. Winston (pass failed)	1	89	0:15	7	6
vs CLE	3	8:49	E. Moore 30 yd. Pass from J. Winston (J. Winston-D. Njoku pass)	8	92	4:12	14	14
vs LAR	3	8:50	K. Williams 4 yd. run	11	70	6:10	6	7
vs LAR	4	14:57	D. Robinson 3 yd. pass from M. Stafford	4	82	2:36	6	14
vs LAR	4	8:54	P. Nacua 7 yd. pass from M. Stafford	8	56	2:59	14	21
at NYG	2	11:20	G. Gano 43 yd. Field Goal	7	26	2:42	7	3
at NYG	4	4:11	T. Tracy 1 yd. run (D. Lock-M. Nabers pass)	13	82	6:03	14	11
vs WAS	1	5:28	T. McLaurin 16 yd. pass from J. Daniels	12	56	6:39	0	7
vs WAS	2	5:38	T. McLaurin 3 yd. pass from J. Daniels	10	53	5:47	0	14
vs WAS	3	8:12	G. Joseph 23 yd. Field Goal	11	63	6:48	0	17
vs WAS	4	14:56	G. Joseph 41 yd. Field Goal	9	45	5:49	7	20
at GB	1	8:41	D. Wicks 2 yd. pass from J. Love	10	63	6:19	0	7
at GB	2	11:43	J. Jacobs 2 yd. run	17	96	8:55	0	14
at GB	2	8:28	C. Brooks 1 yd. run	8	87	2:57	0	21
at GB	3	7:03	B. McManus 55 yd. field goal	10	47	5:11	0	24
at GB	4	7:13	B. McManus 46 yd. field goal	9	56	4:37	0	27
at GB	4	2:41	Em. Wilson 1 yd. run	7	48	3:03	0	34
vs LV	1	5:49	D. Carlson 31 yd. field goal	17	60	9:11	0	3
vs LV	2	10:19	D. Carlson 39 yd. field goal	8	53	4:33	7	6
vs LV	2	0:57	J. Meyers 3 yd. pass from A. O'Connell	9	95	3:24	7	13
vs LV	3	7:57	D. Carlson 54 yd. field goal	10	49	4:56	10	16
vs LV	4	14:14	D. Carlson 25 yd. field goal	12	54	5:37	10	19
vs LV	4	8:20	T. Tucker 18 yd. pass from A. O'Connell (kick blocked)	6	40	3:02	10	25
Scoring Totals: 39 TDs (17 pass, 19 rush, 4 returns, 0 safeties), 29 FGs - 371 pts								

GOAL-TO-GO SITUATIONS															
SAINTS															
Date	Opp.	No.	TD	FG	MFG	INT	Fumble	Downs	Punt	Half	End Reg	Game	TD%	Score Pct.	Points
9/8	CAR	2	2	0	0	0	0	0	0	0	0	0	100.0%	100.0%	14
9/15	@DAL	3	3	0	0	0	0	0	0	0	0	0	100.0%	100.0%	20
9/22	PHI	0	0	0	0	0	0	0	0	0	0	0	0.0%	0.0%	0
9/29	@ATL	4	3	0	0	0	0	1	0	0	0	0	75.0%	75.0%	21
10/7	@KC	1	1	0	0	0	0	0	0	0	0	0	100.0%	100.0%	7
10/13	TB	2	2	0	0	0	0	0	0	0	0	0	100.0%	100.0%	14
10/17	DEN	0	0	0	0	0	0	0	0	0	0	0	0.0%	0.0%	0
10/27	@LAC	1	0	0	0	0	0	0	0	0	0	1	0.0%	0.0%	0
11/3	@CAR	1	1	0	0	0	0	0	0	0	0	0	100.0%	100.0%	7
11/10	ATL	1	1	0	0	0	0	0	0	0	0	0	100.0%	100.0%	7
11/17	CLE	1	1	0	0	0	0	0	0	0	0	0	100.0%	100.0%	7
12/1	LAR	0	0	0	0	0	0	0	0	0	0	0	0.0%	0.0%	0
12/8	@NYG	1	1	0	0	0	0	0	0	0	0	0	100.0%	100.0%	7
12/15	WAS	1	1	0	0	0	0	0	0	0	0	0	100.0%	100.0%	6
12/23	@GB	0	0	0	0	0	0	0	0	0	0	0	0.0%	0.0%	0
12/29	LV	0	0	0	0	0	0	0	0	0	0	0	0.0%	0.0%	0
Totals		18	16	0	0	0	0	1	0	0	0	1	88.9%	88.9%	110

OPPONENTS															
Date	Opp.	No.	TD	FG	MFG	INT	Fumble	Downs	Punt	Half	End Reg	Game	TD%	Score Pct.	Points
9/8	CAR	1	1	0	0	0	0	0	0	0	0	0	100.0%	100.0%	7
9/15	@DAL	0	0	0	0	0	0	0	0	0	0	0	0.0%	0.0%	0
9/22	PHI	1	1	0	0	0	0	0	0	0	0	0	100.0%	100.0%	8
9/29	@ATL	0	0	0	0	0	0	0	0	0	0	0	0.0%	0.0%	0
10/7	@KC	3	2	0	0	1	0	0	0	0	0	0	66.7%	66.7%	14
10/13	TB	3	3	0	0	0	0	0	0	0	0	0	100.0%	100.0%	21
10/17	DEN	2	2	0	0	0	0	0	0	0	0	0	100.0%	100.0%	14
10/27	@LAC	1	1	0	0	0	0	0	0	0	0	0	100.0%	100.0%	6
11/3	@CAR	2	2	0	0	0	0	0	0	0	0	0	100.0%	100%	13
11/10	ATL	2	1	1	0	0	0	0	0	0	0	0	50.0%	100.0%	10
11/17	CLE	1	0	0	1	0	0	0	0	0	0	0	0.0%	0.0%	0
12/1	LAR	3	3	0	0	0	0	0	0	0	0	0	100.0%	100.0%	21
12/8	@NYG	1	1	0	0	0	0	0	0	0	0	0	100.0%	100.0%	8
12/15	WAS	3	2	1	0	0	0	0	0	0	0	0	66.7%	100.0%	17
12/23	@GB	4	4	0	0	0	0	0	0	0	0	0	100.0%	100.0%	28
12/29	LV	2	1	1	0	0	0	0	0	0	0	0	50.0%	100.0%	10
Totals		29	24	3	1	1	0	0	0	0	0	0	82.8%	93.1%	177

Date	Opp.	TAKEAWAYS			GIVEAWAYS				
		INT	Fum	Total	INT	Fum	Total	+/-	Rec
9/8	CAR	2	1	3	0	1	1	2	(1-0)
9/15	@DAL	2	0	2	1	0	0	1	(2-0)
9/22	PHI	1	1	2	1	0	1	1	(2-1)
9/29	@ATL	1	0	1	1	1	2	-1	(2-2)
10/7	@KC	1	0	1	1	0	1	0	(2-3)
10/13	TB	3	0	3	2	1	3	0	(2-4)
10/17	DEN	0	1	1	0	2	2	-1	(2-5)
10/27	@LAC	0	0	0	0	0	0	0	(2-6)
11/3	@CAR	1	0	1	0	0	0	1	(2-7)
11/10	ATL	1	0	1	0	0	0	1	(3-7)
11/17	CLE	0	0	0	1	1	2	-2	(4-7)
12/1	LAR	0	0	0	0	0	0	0	(4-8)
12/8	@NYG	1	0	1	1	0	1	0	(5-8)
12/15	WAS	0	0	0	1	0	0	-1	(5-9)
12/23	@GB	0	0	0	1	1	2	-2	(5-10)
12/29	LV	0	0	0	2	0	2	-2	(5-11)
1/5	@TB								
Totals		13	3	16	12	7	19	-3	(5-11)

3rd DOWN CONVERSIONS			
SAINTS			
3rd &	Made	Att.	Percent
1	18	24	75.0%
2	9	14	64.3%
3	6	17	35.3%
4	9	17	52.9%
5	9	20	45.0%
6	7	13	53.8%
7	4	19	21.1%
8	1	9	11.1%
9	2	7	28.6%
10+	8	63	12.7%
Totals	73	203	36.0%

OPPONENTS			
3rd &	Made	Att.	Percent
1	18	22	81.8%
2	6	15	40.0%
3	5	10	50.0%
4	8	19	42.1%
5	9	17	52.9%
6	5	24	20.8%
7	10	23	43.5%
8	6	17	35.3%
9	4	13	30.8%
10+	11	48	22.9%
Totals	82	208	39.4%

BLOCKS				
	FGs	PATs	Punts	Total
SAINTS	1	1	1	3
OPP.	0	1	0	1

4th DOWN CONVERSIONS			
	Made	Att.	Pct.
SAINTS	12	24	50.0%
OPP.	14	26	53.8%

SCORING BY QUARTERS																
SAINTS								OPPONENTS								
Date	Opp.	1st	2nd	3rd	4th	OT	Total	Date	Opp.	1st	2nd	3rd	4th	OT	Total	
9/8	CAR	17	13	7	10	--	47	9/8	CAR	0	3	7	0	--	10	
9/15	@DAL	14	21	6	3	--	44	9/15	@DAL	3	13	3	0	--	19	
9/22	PHI	3	0	0	9	--	12	9/22	PHI	0	0	0	15	--	15	
9/29	@ATL	7	7	3	7	--	24	9/29	@ATL	7	10	3	6	--	26	
10/7	@KC	0	7	0	6	--	13	10/7	@KC	7	9	0	10	--	26	
10/13	TB	0	27	0	0	--	27	10/13	TB	17	7	7	20	--	51	
10/17	DEN	0	3	0	7	--	10	10/17	DEN	3	13	10	7	--	33	
10/27	@LAC	2	3	3	0	--	8	10/27	@LAC	0	9	7	10	--	26	
11/3	@CAR	6	7	3	6	--	22	11/3	@CAR	0	10	7	6	--	23	
11/10	ATL	0	17	3	0	--	20	11/10	ATL	0	7	10	0	--	17	
11/17	CLE	7	7	0	21	--	35	11/17	CLE	6	0	8	0	--	14	
12/1	LAR	3	3	0	8	--	14	12/1	LAR	0	0	7	14	--	21	
12/8	@NYG	7	0	7	0	--	14	12/8	@NYG	0	3	0	8	--	11	
12/15	WAS	0	0	7	12	--	19	12/15	WAS	7	7	3	3	--	20	
12/23	@GB	0	0	0	0	--	0	12/23	@GB	7	14	3	10	--	34	
12/29	LV	0	10	0	0	--	10	12/29	LV	3	10	3	9	--	25	
Totals		66	125	39	89	0	319	Totals		60	115	78	118	0	371	

2024 NEW ORLEANS SAINTS TURNOVER TABLE

OPPONENT GIVEAWAYS

Opp	Qtr	Turnover	Spot*	Result
vs CAR	1	B. Young intercepted by W. Harris	CAR 47	Field Goal
vs CAR	2	J. Mingo fumble (T. Mathieu), recovered by T. Mathieu	CAR 43	Field Goal
vs CAR	3	B. Young intercepted by J. Howden	NO 48	Touchdown
at DAL	2	D. Prescott intercepted by P. Adebo	NO 33	Touchdown
at DAL	4	D. Prescott intercepted by T. Mathieu	NO 30	Punt
vs PHI	2	J. Hurts intercepted by T. Mathieu	NO -4	Punt
vs PHI	2	J. Hurts fumble (C. Granderson), recovered by W. Gay Jr.	NO 43	Punt
at ATL	1	K. Cousins intercepted by P. Adebo	NO 46	Touchdown
at KC	3	P. Mahomes intercepted by K. Saunders	NO -2	Touchdown
vs TB	2	B. Mayfield intercepted by P. Adebo	TB 33	Field Goal
vs TB	2	B. Mayfield intercepted by J. Abram	TB 40	Touchdown
vs TB	2	B. Mayfield intercepted by C. Jordan	NO 40	Punt
vs DEN	4	A Esteime fumble (W. Gay Jr.), recovered by W. Gay Jr.	DEN 47	Fumble
at CAR	4	B. Young intercepted by S. Jean-Charles	NO 26	Punt
vs ATL	4	K. Cousins intercepted by T. Mathieu	NO 32	Punt
at NYG	4	D. Lock intercepted by D. Davis	NO 47	Punt

Saints Takeaway Totals: 16 Takeaways (13 interceptions, 3 fumbles), 44 points (5 TDs, 3 FGs)

SAINTS GIVEAWAYS

Opp	Qtr	Turnover	Spot*	Result
vs. CAR	4	Wilson fumble recovered by F. Franks	NO 45	End of Game
at DAL	4	D. Carr intercepted by Do. Wilson	NO 47	Interception
vs PHI	4	D. Carr intercepted by R. Blankenship	PHI 41	End of Game
at ATL	1	K. Hodge fumble recovery in the end zone	NO 0	Touchdown
at ATL	2	T. Andersen 47 yd. interception return	NO 47	Touchdown
at KC	1	D. Carr intercepted by B. Cook	KC 22	Touchdown
vs TB	1	A Winfield 58 yd. fumble return	TB 42	Touchdown
vs TB	4	S. Rattler intercepted by Z. McCollum	TB 42	Touchdown
vs TB	4	S. Rattler intercepted by T. Smith	TB 36	Touchdown
vs DEN	1	S. Rattler fumble (C. Barton), recovered by K. Alexander	DEN 45	Field Goal
vs DEN	4	C. Barton 52 yd. fumble return	DEN 48	Touchdown
vs CLE	1	T. Hill intercepted by D. Ward	CLE 18	Punt
vs CLE	2	T. Hill fumble (D. Ward), recovered by D. Ward	CLE 7	Miss FG
at NYG	2	D. Carr intercepted by T. Hawkins	NYG 17	Punt
vs WAS	2	J. Haener intercepted by M. Sainristil	WAS 47	Touchdown
at GB	2	S. Rattler fumble (K. Nixon), recovered by R. Gary	GB 34	Punt
at GB	3	S. Rattler intercepted by Z. Anderson	GB 2	Punt
vs LV	4	S. Rattler intercepted by J. Jones	NO 40	Touchdown
vs LV	4	S. Rattler intercepted by T. Harper	LV 22	End of Game

Opponent Takeaway Totals: 19 Takeaways (12 interceptions, 7 fumbles), 66 points (9 TDs, 1 FGs)

*Spot where the turnover was made



2024 MINI BIOS & STATS

24 Johnathan Abram

Pos.: S Ht.: 6-0 Wt.: 205 Exp.: 6 College: Mississippi State



Regular Season Career GP/GS: (55/39); 2024: (3/0)

2024 REVIEW: at Kansas City (10/7): Gameday elevation from the practice squad. Rotated in at SS and played on special teams in his season debut, finishing with seven tackles (six solo) and two coverage stops. **vs. Tampa Bay (10/13):** Gameday elevation from the practice squad. Rotated in at SS and played on special teams, finishing with seven tackles (three solo), a career-high two pass breakups, and an interception returned for a career-long 30 yard return. Abram's interception was his first of the 2024 season (second as a Saint) and set up Spencer Rattler's first career touchdown pass. **vs. Denver (10/17):** Gameday elevation from the practice squad. Rotated in at SS and played on special teams, finishing with two tackles (one solo) and one coverage stop. Practice squad contract terminated (10/22).

ADDITIONAL STATS: Special Teams Tackles — (2020, 7), (2021, 2), (2022, 2), (2023, 2), (2024, 3); **Total: 16.**

CAREER HIGHS: Tackles — 13, at Carolina (9/13/20); **Solo Tackles** — 9 (2x), last vs. L.A. Chargers (9/11/22); **Tackles for Loss** — 2, at Cleveland (12/20/21); **Forced Fumbles** — 1, at Tampa Bay (12/31/23); **Fumble Recoveries** — 1 (2x), last vs. Philadelphia (10/24/21); **Special Teams Tackles** — 3, at L.A. Chargers (11/8/20); **Passes Defensed** — 2, vs. Tampa Bay (10/13/24); **Interceptions** — 1 (5x), last vs. Tampa Bay (10/13/24).

24 S Johnathan Abram												
Date	Opp.	GP	ST	Solo	Ast	Total	Sack/Yds	INT/Yds	PD	FF	FR	
10/7	@KC	X		6	1	7	0.0 0.0	0 0	0	0	0	0
10/13	TB	X		3	4	7	0.0 0.0	1 30	2	0	0	0
10/17	DEN	X		1	1	2	0.0 0.0	0 0	0	0	0	0
2024 Season		3	0	10	6	16	0.0 0.0	1 30	2	0	0	0
Saints Career		12	3	24	16	40	0.0 0.0	2 30	3	1	0	0
Career Totals		55	39	186	110	296	0.0 0.0	5 65	17	1	2	0

29 Paulson Adebo

Pos.: CB Ht.: 6-1 Wt.: 192 Exp.: 4 College: Stanford



Regular Season Career GP/GS: (52/51); 2024: (7/7)

2024 REVIEW: vs. Carolina (9/8): Started at LCB, recording five tackles (four solo) with one pass breakup. **at Dallas (9/15):** Started at LCB, finished with five tackles (four solo), two pass breakups, and an interception returned for 47 yards, setting a new career-long. Adebo's first interception of the year set up a Derek Carr rushing touchdown in the second quarter to give the Saints momentum going into halftime. **vs. Philadelphia (9/22):** Started at LCB, recording a team-high ten solo tackles, including one stop for a loss, and a pass breakup. Adebo tied a career-high in total tackles and had the most solo stops of his career on Sunday. **at Atlanta (9/29):** Started at LCB and finished with a career-best and team-leading 12 tackles (ten solo) with three pass breakups and an interception, his second of the season. Adebo's three pass breakups on Sunday also tied a career-high. **at Kansas City (10/7):** Started at LCB and finished with four solo tackles, one QB hit and one pass breakup. **vs. Tampa Bay (10/13):** Made his 50th career NFL start at LCB and tied for the team-high with ten tackles (eight solo), two pass breakups and an interception. Adebo's interception was his third of the season and the tenth of his career. **vs. Denver (10/17):** Started at LCB and finished with six tackles (three solo). Suffered a season-ending leg injury (broken femur) in the second quarter. Placed on Injured Reserve, (10/22).

ADDITIONAL STATS: Special Teams Tackles — (2021, 3); **Total: 3.**

CAREER HIGHS: Tackles — 12, at Atlanta (9/29/24); **Solo Tackles** — 10 (2x), at Atlanta (9/29/24) and vs. Philadelphia (9/22/24); **Special Teams Tackles** — 1 (3x), last vs. Miami (12/27/21); **Passes Defensed** — 3 (3x), last at Atlanta (9/29/24); **Interceptions** — 2, vs. Chicago (11/5/23); **Forced Fumbles** — 1 (2x), vs. Chicago (11/5/23) and vs. Jacksonville (10/19/23); **Fumble Recoveries** — 1 (2x), vs. Chicago (11/5/23) and at Carolina (9/18/23).



2024 MINI BIOS & STATS

29 CB Paulson Adebo												
Date	Opp.	GP	ST	Solo	Ast	Total	Sack/Yds	INT/Yds	PD	FF	FR	
9/8	CAR	X	X	4	1	5	0.0	0.0	0	0	1	0
9/15	@DAL	X	X	4	1	5	0.0	0.0	1	47	2	0
9/22	PHI	X	X	10	0	10	0.0	0.0	0	0	1	0
9/29	@ATL	X	X	10	2	12	0.0	0.0	1	1	3	0
10/7	@KC	X	X	4	0	4	0.0	0.0	0	0	1	0
10/13	TB	X	X	8	2	10	0.0	0.0	1	20	2	0
10/17	DEN	X	X	3	3	6	0.0	0.0	0	0	0	0
10/27	@LAC	Reserve/Injured										
11/3	@CAR	Reserve/Injured										
11/10	ATL	Reserve/Injured										
11/17	CLE	Reserve/Injured										
12/1	LAR	Reserve/Injured										
12/8	@NYG	Reserve/Injured										
12/15	WAS	Reserve/Injured										
12/23	@GB	Reserve/Injured										
12/29	LV	Reserve/Injured										
2024 Season		7	7	43	9	52	0.0	0.0	3	68	10	0
Career Totals		52	51	208	43	251	0.0	0.0	10	150	43	2

0 Ugo Amadi

Pos.: S Ht.: 5-9 Wt.: 205 Exp.: 6 College: Oregon



Regular Season Career GP/GS: (77/18); 2024: (10/5)

2024 REVIEW: at Dallas (9/15): Gameday elevation from the practice squad. Rotated in at SS and played on special teams, finishing with two solo tackles, one pass breakup, and one coverage tackle in his season debut. Signed to the active roster, (10/26). at L.A. Chargers (10/27): Rotated in at SS and played on special teams, recording three solo tackles and a sack, the first of his NFL career. at Carolina (11/3): Rotated in at NCB and played on special teams, finishing with two solo tackles. vs. Atlanta (11/10): Made his first start of his Saints career and the 2024 campaign at NCB. Recorded a career-high nine solo tackles and one pass breakup. Amadi nine total tackles tied a career-best in and his three stops for a loss also marked a new career-high. vs. Cleveland (11/17): Rotated in at NCB and played on special teams, recording nine tackles, (four solo). vs. L.A. Rams (12/1): Started at NCB and played on special teams, finishing with a team-high nine tackles (eight solo) with one pass breakup. Amadi's nine tackles tied a career-high for the third consecutive week. at N.Y. Giants (12/8): Started at NCB and played on special teams, recording a club-high tying eight tackles (club-best six solo) and club-high tying two pass breakups, tying a career-high. vs. Washington (12/15): Rotated in at NCB and played on special teams in his 75th career NFL game, finishing with seven tackles (five solo), one pass breakup, and a sack, his second of the season. The eight sacks by the Saints defense (Amadi, Davis, Gay, Granderson, Jordan, Young) marked a new season-high and tied for second best in franchise history, last recording eight sacks in a game against Atlanta during the 2022 season (11/22/20). Amadi's sack was also one of five in the first half, tying a franchise record for the most sacks in a half. at Green Bay (12/23): Started at NCB and played on special teams, recording five tackles (three solo). vs. Las Vegas (12/29): Started at NCB and played on special teams, finishing with three tackles (two solo), one pass breakup, and one coverage tackle.

ADDITIONAL STATS: Special Teams Tackles — (2019, 10), (2020, 5), (2021, 3), (2022, 1), (2023, 2), (2024, 2); **Total: 23**; **Special Teams Fumble Recoveries** — (2019, 1); **Total: 1**.

CAREER HIGHS: Tackles — 9 (3x), last vs. L.A. Rams (12/1/24); **Solo Tackles** — 9, vs. Atlanta (11/10/24); **Tackles for Loss** — 3, vs. Atlanta (11/10/24); **Special Teams Tackles** — 2, vs. Arizona (12/22/19); **Passes Defensed** — 2 (5x), last at N.Y. Giants (12/8/24); **Interceptions** — 1, vs. Detroit (1/2/22); **Sacks** — 1 (2x), vs. Washington (12/15/24) and at L.A. Chargers (10/27/24); **Forced Fumbles** — 1 (2x), last vs. New Orleans (10/25/21).



2024 MINI BIOS & STATS

0 S Ugo Amadi												
Date	Opp.	GP	ST	Solo	Ast	Total	Sack/Yds	INT/Yds	PD	FF	FR	
9/15	@DAL	X		2	0	2	0.0	0.0	0	0	1	0
10/27	@LAC	X		3	0	3	1.0	8.0	0	0	0	0
11/3	@CAR	X		2	0	2	0.0	0.0	0	0	0	0
11/10	ATL	X	X	9	0	9	0.0	0.0	0	0	1	0
11/17	CLE	X		4	5	9	0.0	0.0	0	0	0	0
12/1	LAR	X	X	8	1	9	0.0	0.0	0	0	1	0
12/8	@NYG	X	X	6	2	8	0.0	0.0	0	0	2	0
12/15	WAS	X		5	2	7	1.0	14.0	0	0	1	0
12/23	@GB	X	X	3	2	5	0.0	0.0	0	0	0	0
12/29	LV	X	X	2	1	3	0.0	0.0	0	0	1	0
2024 Season		10	5	44	13	57	2.0	22.0	0	0	7	0
Saints Career		27	5	49	19	68	2.0	22.0	0	0	9	0
Career Totals		77	17	141	39	180	2.0	22.0	1	12	22	2

81 Kevin Austin Jr.

Pos.: WR Ht.: 6-2 Wt.: 200 Exp.: 1 College: Notre Dame



Regular Season Career GP/GS: (7/2); 2024: (7/2)

2024 REVIEW: vs. Atlanta (11/10): Gameday practice squad elevation. Rotated in on offense and special teams in NFL debut, finishing with two catches for 36 yards. vs. Cleveland (11/17): Gameday practice squad elevation. Rotated in on offense and special teams, finishing with a 18-yard catch. vs. L.A. Rams (12/1): Standard gameday practice squad elevation. Rotated on offense and special teams, finishing with a season-high three catches for 31 yards and had one nine-yard rush. Signed to active roster, (12/7). at N.Y. Giants (12/8): Made first career start and played on special teams, finishing with a five-yard catch. vs. Washington (12/15): Rotated in on offense and special teams, finishing with an eight-yard catch. at Green Bay (12/23): Rotated in on offense and special teams, recording one 17-yard catch. vs. Las Vegas (12/29): Started played on special teams and finished with a career-long 23-yard catch.

ADDITIONAL STATS: Rushing — (1 rush for 9 yards, 2024); **Total: 1 rush for 9 yards.**

CAREER HIGHS: Receptions — 3, vs. L.A. Rams (12/1/24); **Receiving Yards** — 36, vs. Atlanta (11/10/24); **Long Reception** — 23, vs. Las Vegas (12/29/24); **Rushing Attempts** — 1, vs. L.A. Rams (12/1/24); **Rushing Yards** — 9, vs. L.A. Rams (12/1/24).

81 WR Kevin Austin Jr.									
Date	Opp.	GP	ST	Receiving					
				Rec	Yds	Avg.	Lg	TD	
11/10	ATL	X		2	36	18.0	22	0	
11/17	CLE	X		1	18	18.0	18	0	
12/1	LAR	X		3	31	10.3	16	0	
12/8	@NYG	X	X	1	5	5.0	5	0	
12/15	WAS	X		1	8	8.0	8	0	
12/23	@GB	X		1	17	17.0	17	0	
12/29	LV	X	X	1	23	23.0	23	0	
2024 Season		7	2	10	138	13.8	23	0	
Career Totals		7	2	10	138	13.8	23	0	



2024 MINI BIOS & STATS

97 Khristian Boyd

Pos.: DT Ht.: 6-2 Wt.: 320 Exp.: R College: Northern Iowa



Regular Season Career GP/GS: (6/0); 2024: (6/0)

2024 REVIEW: vs. **Carolina (9/8):** Made NFL debut, recording an assisted tackle. at **Dallas (9/15):** Rotated on defense. vs. **Philadelphia (9/22):** Rotated on defense. at **Atlanta (9/29):** Rotated on defense. at **Kansas City (10/7):** Inactive. vs. **Tampa Bay (10/13):** Inactive. vs. **Denver (10/17):** Rotated on defense and finished with a solo tackle. at **L.A. Chargers (10/27):** Inactive. at **Carolina (11/3):** Rotated on defense and finished with a solo tackle. vs. **Atlanta (11/10):** Inactive. vs. **Cleveland (11/17):** Inactive. vs. **L.A. Rams (12/1):** Inactive. at **N.Y. Giants (12/8):** Inactive. vs. **Washington (12/15):** Inactive. at **Green Bay (12/23):** Inactive. vs. **Las Vegas (12/29):** Inactive.

97 DT Khristian Boyd												
Date	Opp.	GP	ST	Solo	Ast	Total	Sack/Yds	INT/Yds	PD	FF	FR	
9/8	CAR	X		0	1	1	0.0	0.0	0	0	0	0
9/15	@DAL	X		0	0	0	0.0	0.0	0	0	0	0
9/22	PHI	X		0	0	0	0.0	0.0	0	0	0	0
9/29	@ATL	X		0	0	0	0.0	0.0	0	0	0	0
10/7	@KC	Inactive										
10/13	TB	Inactive										
10/17	DEN	X		1	0	1	0.0	0.0	0	0	0	0
10/27	@LAC	Inactive										
11/3	@CAR	X		1	0	1	0.0	0.0	0	0	0	0
11/10	ATL	Inactive										
11/17	CLE	Inactive										
12/1	LAR	Inactive										
12/8	@NYG	Inactive										
12/15	WAS	Inactive										
12/23	@GB	Inactive										
12/29	LV	Inactive										
2024 Season		6	0	2	1	3	0.0	0.0	0	0	0	0
Career Totals		6	0	2	1	3	0.0	0.0	0	0	0	0

38 Millard Bradford

Pos.: S Ht.: 5-10 Wt.: 190 Exp.: R College: TCU



Regular Season Career GP/GS: (2/0); 2024: (2/0)

2024 REVIEW: Signed to the active roster, (11/2). at **Carolina (11/3):** Made his NFL debut on special teams. vs. **Atlanta (11/10):** Played on special teams. vs. **Cleveland (11/17):** Inactive. Waived, (11/30).

38 S Millard Bradford												
Date	Opp.	GP	ST	Solo	Ast	Total	Sack/Yds	INT/Yds	PD	FF	FR	
11/3	@CAR	X		0	0	0	0.0	0.0	0	0	0	0
11/10	ATL	X		0	0	0	0.0	0.0	0	0	0	0
11/17	CLE	Inactive										
2024 Season		2	0	0	0	0	0.0	0.0	0	0	0	0
Career Totals		2	0	0	0	0	0.0	0.0	0	0	0	0



2024 MINI BIOS & STATS

90 Bryan Bresee

Pos.: DT Ht.: 6-5 Wt.: 305 Exp.: 2 College: Clemson



Regular Season Career GP/GS: (33/9); 2024: (16/9)

2024 REVIEW: vs. Carolina (9/8): Made first career NFL start in opener. **at Dallas (9/15):** Started and recorded two solo tackles, one stop for a loss, a forced fumble, and a sack. Bresee's forced fumble was the first of his career and stalled the Dallas offense in the red-zone. **vs. Philadelphia (9/22):** Started and finished with two solo tackles and two sacks, tying a career-best. **at Atlanta (9/29):** Started and played on special teams, recording one QB hit. **at Kansas City (10/7):** Rotated in on defense and special teams, finishing with four tackles (three solo), two QB hits and a sack. **vs. Tampa Bay (10/13):** Started and played on special teams, recording one tackle and one pass breakup. Bresee's pass breakup led to Cam Jordan's interception to stall the Bucs drive before halftime. **vs. Denver (10/17):** Started and played on special teams, finishing with three tackles (two solo). **at L.A. Chargers (10/27):** Started and played on special teams in 25th career NFL game. **at Carolina (11/3):** Rotated in on defense and special teams, recording one solo tackle and one QB hit. **vs. Atlanta (11/10):** Rotated in on defense and special teams, finishing with one tackle and one QB hit. **vs. Cleveland (11/17):** Rotated in on defense and special teams, recording three tackles (one solo), two QB hits and 1.5 sacks, his third career multi-takedown performance. **vs. L.A. Rams (12/1):** Rotated in on defense and special teams, finishing with one solo tackle, two QB hits, and a sack. **at N.Y. Giants (12/8):** Rotated in on defense and special teams, recording one solo tackle, two pass breakups, a sack, and blocked the first field goal of his career to help the Saints clinch the victory. Extended sack total to career-high and team-best 7.5 to move into the top nine in sacks in a single season by a defensive tackle in Saints history. Named NFC Special Teams Player of the Week. **vs. Washington (12/15):** Rotated in on defense and played on special teams, finishing with two tackles (one solo). **at Green Bay (12/23):** Started and played on special teams, recording two tackles (one solo). **vs. Las Vegas (12/29):** Started and played on special teams, finishing with one solo tackle and one QB hit.

ADDITIONAL STATS: Blocked Field Goals — (2024, 1); **Total: 1.**

CAREER HIGHS: Tackles — 4, vs. Tampa Bay (10/1/23); **Solo Tackles** — 3, vs. Tampa Bay (10/1/23); **Tackles For Loss** — 3, vs. Tampa Bay (10/1/23); **Sacks** — 2 (2x), vs. Philadelphia (9/22/24) and vs. N.Y. Giants (12/17/23); **Quarterback Hits** — 2 (6x), last vs. Cleveland (11/17/24); **Passes Defensed** — 2 (2x), at N.Y. Giants (12/8/24) and at Indianapolis (10/29/23); **Forced Fumbles** — 1, at Dallas (9/15/24); **Blocked Field Goals** — 1, at N.Y. Giants (12/8/24).

90 DT Bryan Bresee												
Date	Opp.	GP	ST	Solo	Ast	Total	Sack/Yds	INT/Yds	PD	FF	FR	
9/8	CAR	X	X	0	0	0	0.0	0.0	0	0	0	0
9/15	@DAL	X	X	2	0	2	1.0	3.0	0	0	0	1
9/22	PHI	X	X	2	0	2	2.0	12.0	0	0	0	0
9/29	@ATL	X	X	0	0	0	0.0	0.0	0	0	0	0
10/7	@KC	X		3	1	4	1.0	4.0	0	0	0	0
10/13	TB	X	X	0	1	1	0.0	0.0	0	0	1	0
10/17	DEN	X	X	2	1	3	0.0	0.0	0	0	0	0
10/27	@LAC	X	X	0	0	0	0.0	0.0	0	0	0	0
11/3	@CAR	X		1	0	1	0.0	0.0	0	0	0	0
11/10	ATL	X		0	1	1	0.0	0.0	0	0	0	0
11/17	CLE	X		1	2	3	1.5	7.0	0	0	0	0
12/1	LAR	X		1	0	1	1.0	9.0	0	0	0	0
12/8	@NYG	X		1	0	1	1.0	6.0	0	0	2	0
12/15	WAS	X		1	1	2	0.0	0.0	0	0	0	0
12/23	@GB	X	X	1	1	2	0.0	0.0	0	0	0	0
12/29	LV	X	X	1	0	1	0.0	0.0	0	0	0	0
2024 Season		16	9	16	8	24	7.5	41.0	0	0	3	1
Career Totals		33	9	28	20	48	12.0	83.0	0	0	9	1



2024 MINI BIOS & STATS

4 Derek Carr

Pos.: QB Ht.: 6-3 Wt.: 215 Exp.: 11 College: Fresno State



Regular Season Career GP/GS: (169/169); **2024:** (10/10)

2024 REVIEW: vs. Carolina (9/8): Started and finished 19-of-23 passing (82.6 pct.) with 200 yards, 3 TDs and a 142.5 QBR. Also added two carries for 13 yards on the ground in the season opener. Carr led the Black and Gold offense to scoring drives on their first nine possessions, marking the third time the Saints have done it in any game and the first by the club in an opener. Carr improved his career record as a starter in season openers to 7-4 and is also now 2-0 in season openers with the Black and Gold. **at Dallas (9/15):** Started and finished 11-of-16 passing (68.8 pct.) with 243 yards, 2 TDs, an INT and a 125.0 QBR, including a 70-yard TD pass to Rashid Shaheed in the first quarter, his longest TD pass as a Saint, and had a one-yard TD rush, his first with the Black and Gold. Improved his career record as a starter against Dallas to 2-1 and has won four consecutive starts for the first time since the last four games of the 2021 season. **vs. Philadelphia (9/22):** Started and finished 14-of-25 passing for 142 yards, one TD and one INT. **at Atlanta (9/29):** Started and finished 28-of-36 passing (77.8 pct.) with 236 yards, one INT and rushed three times for five yards. **at Kansas City (10/7):** Started and finished 18-of-28 passing with 165 yards, 2 TDs and one INT. Carr now has 40,089 career passing yards, good for 25th most in NFL history and became the 25th player to eclipse the 40,000 career yardage mark in NFL history. He also became the seventh player in league history to reach 40,000 career passing yards in his first 11 seasons, joining Drew Brees, Peyton Manning, Matt Ryan, Matthew Stafford, Russell Wilson, and Dan Marino. Carr left the game in the fourth quarter with an oblique injury and did not return. **vs. Tampa Bay (10/13):** Inactive (oblique). **vs. Denver (10/17):** Inactive (oblique). **at L.A. Chargers (10/27):** Inactive (oblique). **at Carolina (11/3):** Started in his first game back from an oblique injury and finished 18-of-31 passing for 236 yards with one TD. Carr now has 40,325 career passing yards, surpassing Pro Football Hall of Fame QB Johnny Unitas (Class of 1979) to move into 24th all-time in NFL history, and also brought his career total in touchdown passes to 251 touchdowns, moving into a tie for 26th all-time with Drew Bledsoe. **vs. Atlanta (11/10):** Started and finished 16-of-25 passing for 269 yards, 2 TDs, a 126.9 QBR, and had four rushes for 17 yards. After win over Atlanta, Carr now has 3,700 career completions, surpassing Pro Football Hall of Fame QB Fran Tarkenton (Class of 1986) to move into sole possession of 20th place all-time in league history. Carr also now has 40,594 career passing yards, surpassing Pro Football Hall of Fame QB Joe Montana (Class of 2000) to move into 23rd all-time. **vs. Cleveland (11/17):** Made 25th start as a Saint and finished 21-of-27 passing (77.8 pct.) for 248 yards with 2 TDs, a 129.6 passer rating and had one eight-yard rush. Carr now has a five-game winning streak against Cleveland as a starter and a 5-1 record overall against the Browns. With 255 career touchdown passes, surpassed Joe Flacco and Pro Football Hall of Fame signal-caller Dan Fouts (Class of 1993) all-time to tie for 22nd in league history with Pro Football Hall of Fame passer Sonny Jurgensen (Class of 1983). **vs. L.A. Rams (12/1):** Started and finished 24-of-37 passing for 184 yards, one TD, and rushed twice for 12 yards. Carr now has 256 touchdown passes, surpassing Jurgensen for sole possession of 22nd all-time. He also now has 41,026 career passing yards, surpassing former Saint Kerry Collins to move into 22nd all-time, and extended his streak of throwing zero interceptions in a game to four consecutive contests, marking the first time he's done so as a Saint and the first time since an eight-game stretch from Dec. 8, 2019-Oct. 4, 2020 as a member of the Raiders. **at N.Y. Giants (12/8):** Started and finished 20-of-31 passing for 219 yards, one TD, one INT and had two rushes for 12 yards, improving his record as a starter against the Giants to 3-1 all-time and 2-0 as the signal-caller for New Orleans. Left in the fourth quarter (hand). **vs. Washington (12/15):** Inactive (hand). **at Green Bay (12/23):** Inactive (hand). **vs. Las Vegas (12/29):** Inactive (hand).

CAREER HIGHS: Attempts — 59, at Tampa Bay (10/30/16); **Completions** — 40, at Tampa Bay (10/30/16); **Completion Pct.** — 91.20 (31-for-34), vs. Philadelphia (10/24/21); **Passing Yards** — 513, at Tampa Bay (10/30/16); **Long Pass** — 87, at LA Chargers (12/31/17); **Interceptions** — 3 (4x), last at Pittsburgh (12/24/22); **Passing TDs** — 4 (7x), last vs. Atlanta (1/7/24); **Passer Rating** — 145.5, vs. Atlanta (1/7/24); **Rushes** — 7 (2x), last vs. Denver (10/2/22); **Rushing Yards** — 58, vs. Houston (9/14/14); **Long Rush** — 41, vs. Houston (9/14/14); **Rushing TDs** — 1 (7x), last at Dallas (9/15/24).



2024 MINI BIOS & STATS

4 QB Derek Carr				Passing								Rushing				
Date	Opp.	GP	ST	Comp	Att	Pct.	Yards	TD	INT	Lg	Rating	Att	Yds	Avg.	Lg	TD
9/8	CAR	X	X	19	23	82.6%	200	3	0	59t	142.5	2	13	6.5	8	0
9/15	@DAL	X	X	11	16	68.8%	243	2	1	70t	125.0	1	1	1.0	1t	1
9/22	PHI	X	X	14	25	56.0%	142	1	1	29	69.1	2	3	1.5	4	0
9/29	@ATL	X	X	28	36	77.8%	239	0	1	25	82.8	3	5	1.7	5	0
10/7	@KC	X	X	18	28	64.3%	165	2	1	43t	89.1	0	0	0.0	0	0
10/13	TB	Inactive														
10/17	DEN	Inactive														
10/27	@LAC	Inactive														
11/3	@CAR	X	X	18	31	58.1%	236	1	0	25	92.6	0	0	0.0	0	0
11/10	ATL	X	X	16	25	64.0%	269	2	0	67	126.9	4	17	4.3	13	0
11/17	CLE	X	X	21	27	77.8%	248	2	0	71t	129.6	1	8	8.0	8	0
12/1	LAR	X	X	24	37	64.9%	184	1	0	28t	85.9	2	12	6.0	9	0
12/8	@NYG	X	X	20	31	64.5%	219	1	1	32	82.6	2	12	6.0	9	0
12/15	WAS	Inactive														
12/23	@GB	Inactive														
12/29	LV	Inactive														
2024 Season		10	10	189	279	67.7%	2,145	15	5	71t	101.1	17	71	4.2	13	1
Saints Career		27	27	564	827	68.2%	5,023	40	13	71t	98.8	49	111	2.3	13	1
Career Totals		169	169	3,765	5,785	65.1%	41,245	257	112	87	92.8	327	956	2.9	41	7

56 Demario Davis

Pos.: LB Ht.: 6-2 Wt.: 248 Exp.: 13 College: Arkansas State



Regular Season Career GP/GS: (209/195); 2024: (15/15)

2024 REVIEW: vs. Carolina (9/8): Started at MLB, recording four tackles (two solo) and a sack in opener, his 30th career sack as a Saint. Led the defense to hold Carolina to 193 yards (135 passing and 58 rushing) and 3.5 yards per play. **at Dallas (9/15):** Started at MLB. Finished with eight tackles (three solo) and a pass breakup. Made 100th appearance and start as Saint. **vs. Philadelphia (9/22):** Started at MLB. Recorded six tackles (four solo). **at Atlanta (9/29):** Inactive (hamstring). **at Kansas City (10/7):** Started at MLB. Led team in tackles with 11 (five solo). **vs. Tampa Bay (10/13):** Started at MLB. Finished with six tackles (three solo). **vs. Denver (10/17):** Started at MLB in 200th career NFL game. Recorded seven tackles (five solo). **at L.A. Chargers (10/27):** Started at MLB. Finished with nine tackles (five solo). **at Carolina (11/3):** Started at MLB. Recorded five tackles (three solo). **vs. Atlanta (11/10):** Started at MLB. Finished with ten tackles (two solo) and one pass breakup. **vs. Cleveland (11/17):** Started at MLB. Recorded 13 tackles (three solo), including one stop for a loss, with two pass breakups. Davis' double-digit tackle effort marked the first time as a Saint to have at least ten tackles in back-to-back contests. **vs. L.A. Rams (12/1):** Started at MLB. Finished with three tackles (two solo). **at N.Y. Giants (12/8):** Started at MLB and recorded eight tackles (five solo) with two pass breakups and an interception. **vs. Washington (12/15):** Started at MLB and finished with a team-leading and season-high 14 tackles (nine solo) with two tackles for loss and a sack. Davis' sack was one of eight by the Saints defense (Amadi, Davis, Gay, Granderson, Jordan, Young), which marked a new season-high and tied for second-best in franchise history, last recording eight sacks in a game against Atlanta during the 2022 season (11/22/20). Davis' sack was also one of five in the first half, tying a franchise record for the most sacks in a half. Davis has accumulated over 100 tackles in seven consecutive seasons with the Saints since signing with the team in 2018. Including Davis' tenure with the New York Jets, Davis has eight consecutive seasons reaching 100 stops in a season and has recorded 100 or more tackles in 11 of 13 seasons in his NFL career. **at Green Bay (12/23):** Started at MLB. Recorded a team-high ten tackles (six solo) with one stop for a loss and one QB hit. Davis now has a team-best 114 tackles in 2024, marking the ninth season he has reached 110 tackles in his 13-year career, including four as a member of the Saints. Davis also recorded back-to-back double-digit tackle performances for the second time in 2024. **vs. Las Vegas (12/29):** Started at MLB. Finished with 13 tackles (six solo), including one stop for a loss, tying for team lead in total stops. With 127



2024 MINI BIOS & STATS

Davis now has over 120 stops in back-to-back seasons, the fifth time he's done so in his career and the first time since the 2013 and 2014 campaigns as a member of the Jets. Davis is also the first Saint to have at least 120 stops in back-to-back seasons since LB Curtis Lofton from 2013-14 and now has 802 total tackles in his career with the Black and Gold.

ADDITIONAL STATS: Special Teams Tackles — (2012, 16); (2013, 6); (2014, 2); **Total: 24.**

CAREER HIGHS: Tackles — 15, vs. Kansas City (12/20/20); **Solo Tackles** — 11 (2x), vs. Pittsburgh (11/9/14) and vs. Miami (9/24/17); **Sacks** — 2 (4x), last vs. Cincinnati (10/16/22); **Tackles for Loss** — 4, at Seattle (10/25/21); **Quarterback Hits** — 4 (2x), last vs. Atlanta (11/22/18); **Interceptions** — 1 (3x), last at Tampa Bay (12/5/22); **Passes Defensed** — 4, at Tampa Bay (11/17/19); **Forced Fumbles** — 1 (3x), last vs. Atlanta (11/22/18); **Fumble Recoveries** — 1 (8x), last at Tampa Bay (12/31/23).

56 LB Demario Davis													
Date	Opp.	GP	ST	Solo	Ast	Total	Sack/Yds	INT/Yds	PD	FF	FR		
9/8	CAR	X	X	2	2	4	1.0	0.0	0	0	0	0	0
9/15	@DAL	X	X	3	5	8	0.0	0.0	0	0	1	0	0
9/22	PHI	X	X	4	2	6	0.0	0.0	0	0	0	0	0
9/29	@ATL	Inactive											
10/7	@KC	X	X	5	6	11	0.0	0.0	0	0	0	0	0
10/13	TB	X	X	3	3	6	0.0	0.0	0	0	0	0	0
10/17	DEN	X	X	5	2	7	0.0	0.0	0	0	0	0	0
10/27	@LAC	X	X	5	4	9	0.0	0.0	0	0	0	0	0
11/3	@CAR	X	X	3	2	5	0.0	0.0	0	0	0	0	0
11/10	ATL	X	X	2	8	10	0.0	0.0	0	0	1	0	0
11/17	CLE	X	X	3	10	13	0.0	0.0	0	0	2	0	0
12/1	LAR	X	X	2	1	3	0.0	0.0	0	0	0	0	0
12/8	@NYG	X	X	5	3	8	0.0	0.0	1	0	2	0	0
12/15	WAS	X	X	9	5	14	1.0	0.0	0	0	0	0	0
12/23	@GB	X	X	6	4	10	0.0	0.0	0	0	0	0	0
12/29	LV	X	X	6	7	13	0.0	0.0	0	0	0	0	0
2024 Season		15	15	63	64	127	2.0	0.0	1	0	6	0	0
Saints Career		113	113	494	308	802	31.0	222.0	3	5	44	3	3
Career Totals		209	195	923	539	1462	44.5	313.5	4	5	61	4	8

76 Austin Deculus

Pos.: T Ht.: 6-5 Wt.: 321 Exp.: 3 College: LSU



Regular Season Career GP/GS: (12/1); 2024: (0/0)

2024 REVIEW: Signed to practice squad, (8/29). vs. Las Vegas (12/29): Gameday practice squad elevation. Dressed but did not play.

23 Clyde Edwards-Helaire

Pos.: RB Ht.: 5-7 Wt.: 207 Exp.: 5 College: LSU



Regular Season Career GP/GS: (49/32); 2024: (1/0)

2024 REVIEW: Signed to practice squad, (12/19). vs. Las Vegas (12/29): Gameday practice squad elevation. Rotated in on offense and handled return duties in Black and Gold debut, rushing five times for 20 yards and caught two passes for ten yards.

CAREER HIGHS: Rushes — 26, at Buffalo (10/19/20); **Rushing Yards** — 161, at Buffalo (10/19/20); **Rushing Touchdowns** — 2 (2x), vs. Las Vegas (12/12/21) and at Las Vegas (11/22/20); **Long Rush** — 52, vs. L.A. Chargers (9/15/22); **Receptions** — 6, at L.A. Chargers (9/20/20); **Receiving Yards** — 70, at Baltimore (9/28/20); **Receiving**



2024 MINI BIOS & STATS

Touchdowns — 2, at Arizona (9/11/22); **Long Reception** — 48, at New England (12/17/23); **Scrimmage Yards** — 169, at Buffalo (10/19/20).

23 RB Clyde Edwards-Helaire													
				Rushing					Receiving				
Date	Opp.	GP	ST	Att	Yds	Avg.	Lg	TD	Rec	Yds	Avg.	Lg	TD
12/29	LV	X		5	20	4.0	9	0	2	10	5.0	8	0
2024 Season		1	0	5	20	4.0	9	0	2	10	5.0	8	0
Saints Career		1	0	5	20	4.0	9	0	2	10	5.0	8	0
Career Totals		49	32	446	1,865	4.2	52	12	91	775	8.5	48	7

53 Jaylan Ford

Pos.: LB **Ht.:** 6-2 **Wt.:** 240 **Exp.:** R **College:** Texas



Regular Season Career GP/GS: (8/0); **2024:** (8/0)

2024 REVIEW: vs. **Carolina (9/8):** Inactive (hamstring). at **Dallas (9/15):** Inactive. vs. **Philadelphia (9/22):** Made NFL debut on special teams and recorded first career coverage stop. at **Atlanta (9/29):** Played on special teams. at **Kansas City (10/7):** Played on special teams. vs. **Tampa Bay (10/13):** Played on special teams. Recorded two coverage tackles. vs. **Denver (10/17):** Played on special teams. at **L.A. Chargers (10/27):** Inactive. at **Carolina (11/3):** Inactive. vs. **Atlanta (11/10):** Inactive. vs. **Cleveland (11/17):** Inactive. vs. **L.A. Rams (12/1):** Inactive. at **N.Y. Giants (12/8):** Inactive. vs. **Washington (12/15):** Played on special teams and recorded two coverage tackles. at **Green Bay (12/23):** Played on special teams. vs. **Las Vegas (12/29):** Played on special teams. Suffered season-ending fibula injury in fourth quarter.

ADDITIONAL STATS: Special Teams Tackles — (2024, 5); **Total:** 5.

53 LB Jaylan Ford													
Date	Opp.	GP	ST	Solo	Ast	Total	Sack/Yds	INT/Yds	PD	FF	FR		
9/8	CAR												
9/15	@DAL												
9/22	PHI	X		0	0	0	0.0	0.0	0	0	0	0	0
9/29	@ATL	X		0	0	0	0.0	0.0	0	0	0	0	0
10/7	@KC	X		0	0	0	0.0	0.0	0	0	0	0	0
10/13	TB	X		0	0	0	0.0	0.0	0	0	0	0	0
10/17	DEN	X		0	0	0	0.0	0.0	0	0	0	0	0
10/27	@LAC												
11/3	@CAR												
11/10	ATL												
11/17	CLE												
12/1	LAR												
12/8	@NYG												
12/15	WAS	X		0	0	0	0.0	0.0	0	0	0	0	0
12/23	@GB	X		0	0	0	0.0	0.0	0	0	0	0	0
12/29	LV	X		0	0	0	0.0	0.0	0	0	0	0	0
2024 Season		8	0	0	0	0	0.0	0.0	0	0	0	0	0
Career Totals		8	0	0	0	0	0.0	0.0	0	0	0	0	0

55 Isaiah Foskey

Pos.: DE **Ht.:** 6-5 **Wt.:** 265 **Exp.:** 2 **College:** Notre Dame



Regular Season Career GP/GS: (26/0); **2024:** (16/0)

2024 REVIEW: vs. **Carolina (9/8):** Rotated in at DE and played on special teams, finishing with three coverage tackles, the first of his career. at **Dallas (9/15):** Rotated in at DE and played on special teams, recording one defensive tackle



2024 MINI BIOS & STATS

and one coverage stop. **vs. Philadelphia (9/22)**: Rotated in at DE and played on special teams, finishing with two coverage tackles. **at Atlanta (9/29)**: Played on special teams. **at Kansas City (10/7)**: Rotated in at DE and played on special teams, finishing with three tackles (two solo) and one coverage stop. **vs. Tampa Bay (10/13)**: Rotated in at DE and played on special teams. **vs. Denver (10/17)**: Rotated in at DE and played on special teams. **at L.A. Chargers (10/27)**: Played on special teams. **at Carolina (11/3)**: Played on special teams. **vs. Atlanta (11/10)**: Played on special teams. **vs. Cleveland (11/17)**: Rotated in at DE and played on special teams, finishing with one tackle. **vs. L.A. Rams (12/1)**: Rotated in at DE and played on special teams. **at N.Y. Giants (12/8)**: Rotated in at DE and played on special teams, finishing with one tackle and one special teams stop. **vs. Washington (12/15)**: Rotated in at DE and played on special teams, recording one coverage tackle. **at Green Bay (12/23)**: Played on special teams in his 25th career game. **vs. Las Vegas (12/29)**: Played on special teams and finished with one coverage tackle, the tenth of his career.

ADDITIONAL STATS: Special Teams Tackles — (2024, 10); **Total: 10.**

CAREER HIGHS: Tackles — 4, at Green Bay (9/24/23); **Solo Tackles** — 3, at Green Bay (9/24/23); **Sacks** — 0.5, at Indianapolis (10/29/23); **Special Teams Tackles** — 3, vs. Carolina (9/8/24); **Quarterback Hits** — 1, at Indianapolis (10/29/23); **Passes Defensed** — 1, at Indianapolis (10/29/23).

55 DE Isaiah Foskey												
Date	Opp.	GP	ST	Solo	Ast	Total	Sack/Yds	INT/Yds	PD	FF	FR	
9/8	CAR	X		0	0	0	0.0	0.0	0	0	0	
9/15	@DAL	X		0	1	1	0.0	0.0	0	0	0	
9/22	PHI	X		0	0	0	0.0	0.0	0	0	0	
9/29	@ATL	X		0	0	0	0.0	0.0	0	0	0	
10/7	@KC	X		2	1	3	0.0	0.0	0	0	0	
10/13	TB	X		0	0	0	0.0	0.0	0	0	0	
10/17	DEN	X		0	0	0	0.0	0.0	0	0	0	
10/27	@LAC	X		0	0	0	0.0	0.0	0	0	0	
11/3	@CAR	X		0	0	0	0.0	0.0	0	0	0	
11/10	ATL	X		0	0	0	0.0	0.0	0	0	0	
11/17	CLE	X		0	1	1	0.0	0.0	0	0	0	
12/1	LAR	X		0	0	0	0.0	0.0	0	0	0	
12/8	@NYG	X		0	1	1	0.0	0.0	0	0	0	
12/15	WAS	X		0	0	0	0.0	0.0	0	0	0	
12/23	@GB	X		0	0	0	0.0	0.0	0	0	0	
12/29	LV	X		0	0	0	0.0	0.0	0	0	0	
2024 Season		16	0	2	4	6	0.0	0.0	0	0	0	
Career Totals		26	0	7	9	16	0.5	1.5	0	0	0	

75 Taliese Fuaga

Pos.: T **Ht.:** 6-6 **Wt.:** 324 **Exp.:** R **College:** Oregon State



Regular Season Career GP/GS: (16/16); **2024:** (16/16)

2024 REVIEW: vs. Carolina (9/8): Started at LT and played on special teams in NFL debut. Became first Saints rookie to start a season opener at the position since Ryan Ramczyk did so in the 2017 season opener against the Minnesota Vikings. **at Dallas (9/15)**: Started at LT and played on special teams and helped lead the effort by New Orleans' offensive line to produce 190 rushing yards and four touchdowns. **vs. Philadelphia (9/22)**: Started at LT and played on special teams. **at Atlanta (9/29)**: Started at LT and played on special teams. **at Kansas City (10/7)**: Started at LT and played on special teams. **vs. Tampa Bay (10/13)**: Started at LT and played on special teams. **vs. Denver (10/17)**: Started at LT and played on special teams. **at L.A. Chargers (10/27)**: Started at LT. **at Carolina (11/3)**: Started at LT and played on special teams. **vs. Atlanta (11/10)**: Started at LT. Suffered a thigh injury in the first quarter but returned in the second quarter. **vs. Cleveland (11/17)**: Started at LT and played on special teams and helped the Saints rushing attack to gain a season-high 214 yards. **vs. L.A. Rams (12/1)**: Started at LT and played on special teams. **at N.Y. Giants (12/8)**: Started at LT and played on special teams. **vs. Washington (12/15)**: Started at LT and played on special teams. **at Green Bay (12/23)**: Started at LT and played on special teams. **vs. Las Vegas (12/29)**: Started at LT and played on special teams.



2024 MINI BIOS & STATS

6 Willie Gay Jr.

Pos.: LB **Ht.:** 6-1 **Wt.:** 243 **Exp.:** 5 **College:** Mississippi State



Regular Season Career GP/GS: (72/55); **2024:** (15/8)

2024 REVIEW: **vs. Carolina (9/8):** Started at SLB and played on special teams, recording two coverage tackles in Black and Gold debut. **at Dallas (9/15):** Rotated in at SLB and on special teams, recording a solo tackle and a coverage stop. **vs. Philadelphia (9/22):** Started at SLB and saw action on special teams, finishing with three solo tackles, one coverage stop, and a fumble recovery, his first as a Saint. **at Atlanta (9/29):** Started at WLB and played on special teams in 50th career NFL start, recording two tackles (one solo). Left in first quarter (hand). **at Kansas City (10/7):** Inactive (hand). **vs. Tampa Bay (10/13):** Started at WLB. Finished with four tackles (three solo), a career-best three pass breakups and a sack, his first as a Saint. **vs. Denver (10/17):** Started at WLB. Recorded two tackles (one solo) and forced a fumble that he recovered. **at L.A. Chargers (10/27):** Rotated in at SLB on special teams, finishing with one solo tackle and one coverage stop. **at Carolina (11/3):** Started at SLB and played on special teams, recording two solo tackles, including one stop for a loss. **vs. Atlanta (11/10):** Rotated in at SLB and special teams, finishing with three tackles (two solo) and a special teams stop. **vs. Cleveland (11/17):** Started at SLB and played on special teams. **vs. L.A. Rams (12/1):** Rotated in at SLB and played on special teams. **at N.Y. Giants (12/8):** Played on special teams. **Washington (12/15):** Started at SLB and played on special teams, finishing with one solo tackle and a sack, his second of the season. **at Green Bay (12/23):** Rotated in at SLB and played on special teams, recording two tackles (one solo). **vs. Las Vegas (12/29):** Rotated in at SLB and played on special teams, finishing with one tackle.

ADDITIONAL STATS: Special Teams Tackles — (2020, 2), (2024, 7); **Total: 9.**

CAREER HIGHS: Tackles — 11 (2x), last at L.A. Chargers (11/20/22); **Solo Tackles** — 7 (2x), last at L.A. Chargers (11/20/22); **Sacks** — 1 (6x), last vs. Washington (12/15/24); **Tackles for Loss** — 2 (2x), last at L.A. Chargers (11/20/22); **Quarterback Hits** — 1 (9x), last vs. L.A. Chargers (10/22/23); **Interceptions** — 1 (4x), last at New England (12/17/23); **Interceptions Returned for TDs** — 1, at Denver (12/11/22); **Passes Defensed** — 3, vs. Tampa Bay (10/13/24); **Forced Fumbles** — 1 (3x), last vs. Denver (10/17/24); **Fumble Recoveries** — 1 (6x), last vs. Denver (10/17/24).

6 LB Willie Gay Jr.													
Date	Opp.	GP	ST	Solo	Ast	Total	Sack/Yds	INT/Yds	PD	FF	FR		
9/8	CAR	X	X	0	0	0	0.0	0.0	0	0	0	0	0
9/15	@DAL	X		1	0	1	0.0	0.0	0	0	0	0	0
9/22	PHI	X	X	3	0	3	0.0	0.0	0	0	0	0	1
9/29	@ATL	X	X	1	1	2	0.0	0.0	0	0	0	0	0
10/7	@KC						Inactive						
10/13	TB	X	X	3	1	4	1.0	8.0	0	0	3	0	0
10/17	DEN	X	X	1	1	2	0.0	0.0	0	0	0	1	1
10/27	@LAC	X		1	0	1	0.0	0.0	0	0	0	0	0
11/3	@CAR	X	X	2	0	2	0.0	0.0	0	0	0	0	0
11/10	ATL	X		2	1	3	0.0	0.0	0	0	0	0	0
11/17	CLE	X	X	0	0	0	0.0	0.0	0	0	0	0	0
12/1	LAR	X		0	0	0	0.0	0.0	0	0	0	0	0
12/8	@NYG	X		0	0	0	0.0	0.0	0	0	0	0	0
12/15	WAS	X	X	1	0	1	1.0	0.0	0	0	0	0	0
12/23	@GB	X		1	1	2	0.0	0.0	0	0	0	0	0
12/29	LV	X		0	1	1	0.0	0.0	0	0	0	0	0
2024 Season		15	8	16	6	22	2.0	8.0	0	0	3	1	2
Saints Career		15	8	16	6	22	2.0	8.0	0	0	3	1	2
Career Totals		72	55	164	89	253	7.0	33.5	4	85	22	3	6



2024 MINI BIOS & STATS

96 Carl Granderson

Pos.: DE Ht.: 6-5 Wt.: 261 Exp.: 5 College: Wyoming



Regular Season Career GP/GS: (87/40); 2024: (16/16)

2024 REVIEW: vs. **Carolina (9/8):** Made 25th career start, finishing with three solo tackles. **at Dallas (9/15):** Started, finishing with five tackles (one solo), one stop for a loss, two QB hits, and 1.5 sacks. **vs. Philadelphia (9/22):** Started and recorded five tackles (four solo), one forced fumble, and 1.5 sacks. **at Atlanta (9/29):** Started in his 75th career NFL appearance and played on special teams, finishing with two solo tackles. **at Kansas City (10/7):** Started and finished with seven tackles (two solo). **vs. Tampa Bay (10/13):** Started and recorded two tackles (one solo). **vs. Denver (10/17):** Started and finished with three solo tackles, including one stop for a loss. **at L.A. Chargers (10/27):** Started and recorded three tackles (two solo) with one QB hit. **at Carolina (11/3):** Started and finished with four tackles (three solo) and a half-sack. **vs. Atlanta (11/10):** Started and recorded a career-high two pass breakups. **vs. Cleveland (11/17):** Started and finished with four tackles (three solo), including two stops for a loss, and a sack. **vs. L.A. Rams (12/1):** Started and recorded two solo tackles with two QB hits. **at N.Y. Giants (12/8):** Started and finished with four tackles (three solo), three QB hits and one pass breakup. **vs. Washington (12/15):** Started and played on special teams recorded six tackles (three solo) and a sack. **at Green Bay (12/23):** Started and played on special teams and finished with three tackles. **vs. Las Vegas (12/29):** Started and played on special teams and recorded three tackles (one solo) and blocked an extra point for the first time in his career.

ADDITIONAL STATS: Blocked Field Goals — (2021, 1); **Total: 1;** Blocked Extra Points — (2024, 1); **Total: 1;** Special Teams Tackles — (2021, 1); **Total: 1.**

CAREER HIGHS: Tackles — 10, at Atlanta (11/26/23); Solo Tackles — 5 (3x), last vs. Chicago (11/5/23); Sacks — 2, at Carolina (1/3/21); Tackles for Loss — 3 (2x), last at New England (10/8/23); Quarterback Hits — 4 (2x), last vs. Tennessee (9/10/23); Forced Fumbles — 1 (4x), last vs. Philadelphia (9/22/24); Fumble Recoveries — 1 (2x), vs. Jacksonville (10/19/23) and at Tampa Bay (12/5/22); Passes Defensed — 2, vs. Atlanta (11/10/24); Blocked Field Goals — 1, at Carolina (9/19/21).

96 DE Carl Granderson												
Date	Opp.	GP	ST	Solo	Ast	Total	Sack/Yds	INT/Yds	PD	FF	FR	
9/8	CAR	X	X	3	0	3	0.0	0.0	0	0	0	0
9/15	@DAL	X	X	1	4	5	1.5	8.0	0	0	0	0
9/22	PHI	X	X	4	1	5	1.5	7.0	0	0	1	0
9/29	@ATL	X	X	2	0	2	0.0	0.0	0	0	0	0
10/7	@KC	X	X	2	5	7	0.0	0.0	0	0	0	0
10/13	TB	X	X	1	1	2	0.0	0.0	0	0	0	0
10/17	DEN	X	X	3	0	3	0.0	0.0	0	0	0	0
10/27	@LAC	X	X	2	1	3	0.0	0.0	0	0	0	0
11/3	@CAR	X	X	3	1	4	0.5	2.5	0	0	0	0
11/10	ATL	X	X	0	0	0	0.0	0.0	0	0	2	0
11/17	CLE	X	X	3	1	4	1.0	11.0	0	0	0	0
12/1	LAR	X	X	2	0	2	0.0	0.0	0	0	0	0
12/8	@NYG	X	X	3	1	4	0.0	0.0	0	0	1	0
1/13	WAS	X	X	3	3	6	1.0	3.0	0	0	0	0
12/23	@GB	X	X	0	3	3	0.0	0.0	0	0	0	0
12/29	LV	X	X	1	2	3	0.0	0.0	0	0	0	0
2024 Season		16	16	33	23	56	5.5	31.5	0	0	3	1
Career Totals		87	40	136	99	235	28.5	183.0	0	0	5	4



2024 MINI BIOS & STATS

48 J.T. Gray

Pos.: DB **Ht.:** 6-0 **Wt.:** 202 **Exp.:** 7 **College:** Mississippi State



Regular Season Career GP/GS: (97/0); **2024:** (16/0)

2024 REVIEW: **vs. Carolina (9/8):** Rotated in at S and saw action on special teams, finishing with four coverage tackles. **at Dallas (9/15):** Rotated in at S and saw action on special teams, finishing with two coverage tackles. **vs. Philadelphia (9/22):** Played on special teams and blocked the second punt of his career. **at Atlanta (9/29):** Rotated in at FS and played on special teams, finishing with two coverage tackles. Gray now has 75 special teams stops in his career. **at Kansas City (10/7):** Played on special teams and finished with two tackles. **vs. Tampa Bay (10/13):** Rotated in at S and played on special teams, recording a career-best two solo tackles, forced a fumble (first of his career), and added three coverage tackles. **vs. Denver (10/17):** Played on special teams and recorded one coverage stop. **at L.A. Chargers (10/27):** Played on special teams and finished with two coverage tackles. **at Carolina (11/3):** Played on special teams. **vs. Atlanta (11/10):** Rotated in at SS on special teams, recording one tackle and two special teams stops. **vs. Cleveland (11/17):** Played on special teams and finished with one tackle. **vs. L.A. Rams (12/1):** Played on special teams and recorded one tackle. **at N.Y. Giants (12/8):** Played on special teams and finished with three tackles. **vs. Washington (12/15):** Played on special teams and recorded one coverage tackle. **at Green Bay (12/23):** Played on special teams and finished with an assisted tackle. Gray now has 25 special teams tackles on the season, becoming the first Saint to reach 25 coverage stops since Saints Hall of Famer and current VP/Player Development, Fred McAfee, who had 30 in 2005. **vs. Las Vegas (12/29):** Played on special teams and finished with one coverage tackle.

ADDITIONAL STATS: Special Teams Tackles — (2018, 2); (2019, 16); (2020, 7), (2021, 19), (2022, 12), (2023, 11), (2024, 26); **Total: 93; Blocked Punts** — (2019, 1), (2024, 1); **Total: 2; Special Teams Fumble Recoveries** — (2019, 1), (2020, 2); **Total: 3.**

CAREER HIGHS: Tackles — 2 (3x), last vs. Tampa Bay (10/13/24); **Solo Tackles** — 2, vs. Tampa Bay (10/13/24); **Passes Defensed** — 1, at Carolina (1/3/21); **Sacks** — 1 (2x), vs. Seattle (10/9/22) and vs. Carolina (1/8/23); **Tackles for Loss** — 1, vs. Carolina (1/8/23); **Quarterback Hits** — 1 (2x), last vs. Carolina (1/8/23); **Forced Fumbles** — 1, vs. Tampa Bay (10/13/24); **Special Teams Tackles** — 4, at N.Y. Jets (12/12/21); **Blocked Punts** — 1 (2x), vs. Philadelphia (9/22/24) and at Chicago (10/20/19); **Special Teams Fumble Recoveries** — 1, vs. Carolina (11/24/19).

48 DB J.T. Gray												
Date	Opp.	GP	ST	Solo	Ast	Total	Sack/Yds	INT/Yds	PD	FF	FR	
9/8	CAR	X		0	0	0	0.0	0.0	0	0	0	0
9/15	@DAL	X		0	0	0	0.0	0.0	0	0	0	0
9/22	PHI	X		0	0	0	0.0	0.0	0	0	0	0
9/29	@ATL	X		0	0	0	0.0	0.0	0	0	0	0
10/7	@KC	X		0	0	0	0.0	0.0	0	0	0	0
10/13	TB	X		2	0	2	0.0	0.0	0	0	1	0
10/17	DEN	X		0	0	0	0.0	0.0	0	0	0	0
10/27	@LAC	X		0	0	0	0.0	0.0	0	0	0	0
11/3	@CAR	X		0	0	0	0.0	0.0	0	0	0	0
11/10	ATL	X		0	1	1	0.0	0.0	0	0	0	0
11/17	CLE	X		0	0	0	0.0	0.0	0	0	0	0
12/1	LAR	X		0	0	0	0.0	0.0	0	0	0	0
12/8	@NYG	X		0	0	0	0.0	0.0	0	0	0	0
12/15	WAS	X		0	0	0	0.0	0.0	0	0	0	0
12/23	@GB	X		0	0	0	0.0	0.0	0	0	0	0
12/29	LV	X		0	0	0	0.0	0.0	0	0	0	0
2024 Season		16	0	2	1	3	0.0	0.0	0	0	1	0
Career Totals		97	0	8	6	14	2.5	12.5	0	0	1	0



2024 MINI BIOS & STATS

19 Blake Grupe

Pos.: K Ht.: 5-7 Wt.: 156 Exp.: 2 College: Notre Dame



Regular Season Career GP: (33); 2024: (16)

2024 REVIEW: vs. Carolina (9/8): Handled kicking duties, finishing 4-for-4 with a career-long of 57 yards, and went a perfect 5-for-5 on PATs, tying a career-high. Grupe's 17 points scored also set a new career-high and was the second contest of his career where he made two 50+ yard field goals, previously doing so at New England in Week Five of the 2023 season. **at Dallas (9/15):** Handled kicking duties, making lone FG attempt from 26 yards out and finished 5-for-6 on PATs. Added three touchbacks. **vs. Philadelphia (9/22):** Handled kicking duties, finishing 2-for-2 with a long of 38 yards, and added a touchback. **at Atlanta (9/29):** Handled kicking duties, making lone FG attempt from 43 yards out, made all three PATs and added three touchbacks. **at Kansas City (10/7):** Handled kicking duties. Was 1-for-2 on PATs. **vs. Tampa Bay (10/13):** Handled the kicking duties, finishing two-for-two on FG attempts with a long of 42 yards and 2-for-2 on PATs. **vs. Denver (10/17):** Handled kicking duties, making his lone FG attempt from 35 yards out and lone PAT attempt. Also recorded first career coverage tackle. **at L.A. Chargers (10/27):** Handled kicking duties in 25th career NFL game. 2-for-3 on FG attempts. Added one touchback. **at Carolina (11/3):** Handled kicking duties. Finished 3-for-3 on FG attempts with a long of 51 yards and 2-for-2 on PATs. Added three touchbacks. **vs. Atlanta (11/10):** Handled kicking duties, finishing 2-for-2 on FGs and 2-for-2 on PATs. **vs. Cleveland (11/17):** Handled kicking duties, finishing 5-for-5 on PATs and had four touchbacks. **vs. L.A. Rams (12/1):** Handled kicking duties, finishing 2-for-3 on FGs (both from 54 yards out), had one touchback, and recorded one coverage tackle. Grupe has now kicked two 50+ yard field goals in the 2024 campaign and has three total in his career. **at N.Y. Giants (12/8):** Handled kicking duties, finishing 0-for-2 on FGs, 2-for-2 on PATs and had one touchback. Grupe had the first blocked kick of his career on the final play of the first half on a 60-yard FG attempt. **vs. Washington (12/15):** Handled kicking duties, finishing 2-for-2 on FGs with a long of 51 yards and made his only PAT attempt. **at Green Bay (12/23):** Handled kicking duties. **vs. Las Vegas (12/29):** Handled kicking duties, making his lone FG attempt from 34 yards out and made his lone PAT.

ADDITIONAL STATS: Special Teams Tackles — (2024, 2); **Total: 2; Touchbacks** — (2023, 67), (2024, 18); **Total: 85.**

CAREER HIGHS: Field Goals Made — 5, at Atlanta (11/26/23); **Field Goal Attempts** — 6, at Atlanta (11/26/23); **Longest Field Goal Made** — 57, vs. Carolina (9/8/24); **PATs** — 5 (3x), last at Dallas (9/15/24); **PATs Attempted** — 6, at Dallas (9/15/24); **Field Goals Blocked** — 1, at N.Y. Giants (12/8/24); **Points** — 17, vs. Carolina (9/8/24); **Touchbacks** — 7, at Indianapolis (10/29/23).

19 K Blake Grupe																				
			Field Goals					1-19		20-29		30-39		40-49		50+		PATs		Pts
Date	Opp.	GP	M	A	Pct.	Lg	Blk	M	A	M	A	M	A	M	A	M	A	M	A	Pts
9/8	CAR	X	4	4	100.0%	57	0	0	0	0	0	1	1	1	1	2	2	5	5	17
9/15	@DAL	X	1	1	100.0%	26	0	0	0	1	1	0	0	0	0	0	0	5	6	8
9/22	PHI	X	2	2	100.0%	38	0	0	0	0	0	2	2	0	0	0	0	0	0	6
9/29	@ATL	X	1	1	100.0%	43	0	0	0	0	0	0	0	1	1	0	0	3	3	6
10/7	@KC	X	0	0	--	--	0	0	0	0	0	0	0	0	0	0	0	1	2	1
10/13	TB	X	2	2	100.0%	42	0	0	0	1	1	0	0	1	1	0	0	2	2	8
10/17	DEN	X	1	1	100.0%	35	0	0	0	0	0	1	1	0	0	0	0	1	1	4
10/27	@LAC	X	2	3	66.7%	43	0	0	0	0	0	0	0	2	3	0	0	0	0	6
11/3	@CAR	X	3	3	100.0%	51	0	0	0	1	1	1	1	1	0	1	1	2	2	11
11/10	ATL	X	2	2	100.0%	38	0	0	0	1	1	1	1	0	0	0	0	2	2	8
11/17	CLE	X	0	0	--	--	0	0	0	0	0	0	0	0	0	0	0	5	5	5
12/1	LAR	X	2	3	66.7%	54	0	0	0	0	0	0	1	0	0	2	2	0	0	6
12/8	@NYG	X	0	2	0.0%	--	1	0	0	0	0	0	0	0	0	0	2	2	2	2
12/15	WAS	X	2	2	100.0%	51	0	0	0	0	0	0	0	1	1	1	1	1	1	7
12/23	@GB	X	0	0	--	--	0	0	0	0	0	0	0	0	0	0	0	0	0	0
12/29	LV	X	1	1	100.0%	34	0	0	0	0	0	1	1	0	0	0	0	1	1	4
2024 Season			16	23	85.2%	57	1	0	0	4	4	7	8	6	7	6	8	30	32	99
Career Totals			33	53	82.8%	57	1	0	0	14	16	13	14	14	17	12	17	70	72	229



2024 MINI BIOS & STATS

3 Jake Haener

Pos.: QB Ht.: 6-1 Wt.: 200 Exp.: 1 College: Fresno State



Regular Season Career GP/GS: (8/1); 2024: (8/1)

2024 REVIEW: vs. **Carolina (9/8):** Made NFL debut in fourth quarter. **at Dallas (9/15):** Saw action in fourth quarter. **vs. Philadelphia (9/22):** Dressed but did not play. **at Atlanta (9/29):** Dressed but did not play. **at Kansas City (10/7):** Relieved an injured Derek Carr in fourth quarter, finishing two-of-seven passing for 17 yards and had two rushes for 11 yards. **vs. Tampa Bay (10/13):** Dressed but did not play. **vs. Denver (10/17):** Relieved Spencer Rattler in the fourth quarter and finished three-of-four passing (75.0 pct.) for 38 yards and a TD, the first of his NFL career. **at L.A. Chargers (10/27):** Relieved Rattler in third quarter and finished 9-of-17 passing (52.9%) for 122 yards and had two carries for 10 yards. **at Carolina (11/3):** Dressed but did not play. **vs. Atlanta (11/10):** Dressed but did not play. **vs. Cleveland (11/17):** Took final snaps in victory formation. **vs. L.A. Rams (12/1):** Dressed but did not play. **at N.Y. Giants (12/8):** Relieved the injured Derek Carr (hand) in fourth quarter. **vs. Washington (12/15):** Made first career start and finished 4-of-10 passing for 49 yards, an INT, and rushed once for seven yards. Became the 39th different starting quarterback in Saints history. **at Green Bay (12/23):** Dressed but did not play. **vs. Las Vegas (12/29):** Dressed but did not play.

CAREER HIGHS: **Attempts** — 17, at L.A. Chargers (10/27/24); **Completions** — 9, at L.A. Chargers (10/27/24); **Completion Pct.** — 75.0 (3-of-4), vs. Denver (10/17/24); **Passing Yards** — 122, at L.A. Chargers (10/27/24); **Long Pass** — 36, at L.A. Chargers (10/27/24); **Passing TDs** — 1, vs. Denver (10/17/24); **Rushes** — 3, at Dallas (10/17/24); **Rushing Yards** — 11, at Kansas City (10/7/24); **Long Rush** — 9, at Kansas City (10/17/24).

3 QB Jake Haener																
Date	Opp.	GP	ST	Passing								Rushing				
				Comp	Att	Pct.	Yards	TD	INT	Lg	Rating	Att	Yds	Avg.	Lg	TD
9/8	CAR	X		0	1	0.0%	0	0	0	0	39.6	0	0	0	0	0
9/15	@DAL	X		0	0	0.0%	0	0	0	0	0.0	3	-3	-3	-3	0
9/22	PHI			Dressed but did not play												
9/29	@ATL			Dressed but did not play												
10/7	@KC	X		2	7	28.6%	17	0	0	11	39.6	2	11	5.5	9	0
10/13	TB			Dressed but did not play												
10/17	DEN	X		3	4	75.0%	38	1	0	17	143.8	0	0	0	0	0
10/27	@LAC	X		9	17	52.9%	122	0	0	36	76.1	2	10	5.0	5	0
11/3	@CAR			Dressed but did not play												
11/10	ATL			Dressed but did not play												
11/17	CLE	X		0	0	0.0%	0	0	0	0	0.0	0	0	0	0	0
12/1	LAR			Dressed but did not play												
12/8	@NYG	X		0	0	0	0	0	0	0	0	0	0	0	0	0
12/15	WAS	X	X	4	10	40.0%	49	0	1	29	16.2	1	7	7	7	0
12/23	@GB			Dressed but did not play												
12/29	LV			Dressed but did not play												
2024 Season		8	1	18	39	46.2%	226	1	1	36	62.6	8	25	0.3	9	0
Career Totals		8	1	18	39	46.2%	226	1	1	36	62.6	8	25	0.3	9	0

5 Will Harris

Pos.: DB Ht.: 6-1 Wt.: 206 Exp.: 6 College: Boston College



Regular Season Career GP/GS: (93/52); 2024: (12/12)

2024 REVIEW: vs. **Carolina (9/8):** Started at SS and played on special teams in Black and Gold debut, finishing with a tackle, an interception, a pass breakup, and a coverage stop. Interception came on the first defensive play of season, setting up a Blake Grupe 57-yard field goal and set the tone for the Saints defense in opener. **at Dallas (9/15):** Started at SS and played on special teams, finishing with four tackles (three solo) and one pass breakup. **vs. Philadelphia (9/22):** Started at SS and played on special teams, recording six solo stops, including one stop for a loss. **at Atlanta**



2024 MINI BIOS & STATS

(9/29): Started at SS and played on special teams, finishing with two solo tackles and a pass breakup. **at Kansas City (10/7)**: Started at SS and played on special teams, recording two tackles (one solo). Left in third quarter (hamstring). Placed on Injured Reserve, (10/12). Activated, (11/9). **vs. Atlanta (11/10)**: Started at SS and recorded eight tackles (three solo). **vs. Cleveland (11/17)**: Started at SS and played on special teams, finishing with five tackles (two solo). **vs. L.A. Rams (12/1)**: Started at SS and played on special teams, recording six tackles (five solo). **at N.Y. Giants (12/8)**: Started at SS and played on special teams, finishing with six tackles (five solo) and one pass breakup. **vs. Washington (12/15)**: Made his 50th career NFL start at SS and played on special teams, recording nine tackles (seven solo) with one tackle for loss. Harris' nine tackles marked a new season-high and tied a career-best. **at Green Bay (12/23)**: Started at SS and played on special teams, finishing with eight tackles (six solo). **vs. Las Vegas (12/29)**: Started at SS and played on special teams, recording eight tackles (six solo).

ADDITIONAL STATS: Special Teams Tackles — (2019, 7), (2020, 2), (2021, 2), (2022, 4), (2023, 1), (2024, 1); **Total: 17.**

CAREER HIGHS: Tackles — 9 (4x), last vs. Washington (12/15/24); **Solo Tackles** — 8, vs. Green Bay (1/9/22); **Sacks** — 1, vs. Green Bay (12/29/19); **Tackles for Loss** — 1 (5x), last vs. Philadelphia (9/22/24); **Quarterback Hits** — 1 (4x), last vs. Carolina (10/8/23); **Forced Fumbles** — 1 (2x), last at N.Y. Giants (11/20/22); **Fumble Recoveries** — 1 (2x), last vs. Carolina (10/8/23); **Special Teams Tackles**— 2 (2x), last at Minnesota (9/25/22); **Passes Defensed** — 1 (18x), last at N.Y. Giants (12/8/24); **Interceptions** — 1 (3x), last vs. Carolina (9/8/24).

5 DB Will Harris													
Date	Opp.	GP	ST	Solo	Ast	Total	Sack/Yds	INT/Yds	PD	FF	FR		
9/8	CAR	X	X	0	1	1	0.0	0.0	1	7	1	0	0
9/15	@DAL	X	X	3	1	4	0.0	0.0	0	0	1	0	0
9/22	PHI	X	X	6	0	6	0.0	0.0	0	0	0	0	0
9/29	@ATL	X	X	2	0	2	0.0	0.0	0	0	1	0	0
10/7	@KC	X	X	1	1	2	0.0	0.0	0	0	0	0	0
10/13	TB	Reserve/Injured											
10/17	DEN	Reserve/Injured											
10/27	@LAC	Reserve/Injured											
11/3	@CAR	Reserve/Injured											
11/10	ATL	X	X	3	5	8	0.0	0.0	0	0	0	0	0
11/17	CLE	X	X	2	3	5	0.0	0.0	0	0	0	0	0
12/1	LAR	X	X	5	1	6	0.0	0.0	0	0	0	0	0
12/8	@NYG	X	X	5	1	6	0.0	0.0	0	0	1	0	0
12/15	WAS	X	X	7	2	9	0.0	0.0	0	0	0	0	0
12/23	@GB	X	X	6	2	8	0.0	0.0	0	0	0	0	0
12/29	LV	X	X	6	2	8	0.0	0.0	0	0	0	0	0
2024 Season		12	12	46	19	65	0.0	0.0	1	7	4	0	0
Saints Career		12	12	46	19	65	0.0	0.0	1	7	4	0	0
Career Totals		93	52	210	85	295	1.5	16.5	3	7	18	2	2

43 Matthew Hayball

Pos.: P Ht.: 6-0 Wt.: 189 Exp.: R College: Vanderbilt



Regular Season Career GP: (16); **2024:** (16)

2024 REVIEW: vs. Carolina (9/8): Handled punting and holding duties in NFL debut. Punted twice for 73 yards (36.5 gross/net) and one downed inside the 20-yard line. **at Dallas (9/15)**: Handled the punting and holding duties. Hayball's lone punt went for 49 yards (49.0 net) and was downed inside the 20-yard line. **vs. Philadelphia (9/22)**: Handled punting and holding duties, punting four times for 162 yards (40.5 gross, 39.0 net), with a long of 52 yards and had two downed inside the 20-yard line. **at Atlanta (9/29)**: Handled punting and holding duties, punting three times for 120 yards (40.0 gross/net) with a long of 48 yards and had all three punts downed inside the 20-yard line. **at Kansas City (10/7)**: Handled punting and holding duties, punting four times for 199 yards (49.8 gross, 41.8 net) with a long of 53 yards and one downed inside the 20-yard line. **vs. Tampa Bay (10/13)**: Handled punting and holding duties, punting



2024 MINI BIOS & STATS

six times for 266 yards (44.3 gross, 42.3 net) with a long of 58 yards and had three punts downed inside the 20-yard line. **vs. Denver (10/17):** Handled punting and holding duties, punting six times for 267 yards (44.5 gross, 39.0 net) with three downed inside the 20-yard line, a touchback and a long of 52 yards. **at L.A. Chargers (10/27):** Handled punting and holding duties, punting a career-high nine times for 437 yards (48.6 gross, 41.0 net) with a career-best five downed inside the 20-yard line, two touchbacks and a long of 59 yards. **at Carolina (11/3):** Handled punting and holding duties, punting four times for 169 yards (42.3 gross, 36.3 net) with a long of 50 yards and one downed inside the 20-yard line. Also converted first fake punt of NFL career, rushing for 11 yards to help set up a 51-yard field goal. **vs. Atlanta (11/10):** Handled punting and holding duties, punting five times for 224 yards (44.8 gross, 43.2 net) with a long of 51 yards and four downed inside the 20-yard line. **vs. Cleveland (11/17):** Handled punting and holding duties, punting three punts for 110 yards (36.7 gross/net) with a long of 43 yards and all three downed inside the 20-yard line. **vs. L.A. Rams (12/1):** Handled punting and holding duties, punting three times for 128 yards (42.7 gross/net) with a long of 49 yards and two downed inside the 20-yard line. **at N.Y. Giants (12/8):** Handled punting and holding duties, punting seven times for 292 yards (41.7 gross, 35.1 net) with a long of 51 yards and two downed inside the 20-yard line. **vs. Washington (12/15):** Handled punting and holding duties, punting four times for 187 yards (46.8 gross, 43.8 net) with a long of 53 yards and two downed inside the 20-yard line. Hayball now has 33 punts downed inside the 20-yard line, setting a new Saints record in his debut season. **at Green Bay (12/23):** Handled punting and holding duties, punting four times for 159 yards (39.8 gross/net) with a long of 48 yards and three downed inside the 20-yard line. **vs. Las Vegas (12/29):** Handled punting and holding duties, punting seven times for 330 yards (47.1 gross, 42.6 net) with a career-long of 64 yards and three downed inside the 20-yard line.

ADDITIONAL STATS: Rushes — (1 rush for 11 yards, 2024).

CAREER HIGHS: Punts — 9, at L.A. Chargers (10/27/24); **Yards** — 437, at L.A. Chargers (10/27/24); **Gross Punting Average** — 49.8, at Kansas City (10/7/24); **Net Punting Average** — 49.0, at Dallas (9/15/24); **Punts Inside the 20-Yard Line** — 5, at L.A. Chargers (10/27/24); **Longest Punt** — 64, vs. Las Vegas (12/29/24).

43 P Matthew Hayball											
Date	Opp.	GP	No	Yds	Avg	Net	TB	In20	Lg	Blk	
9/8	CAR	X	2	73	36.5	36.5	0	1	38	0	
9/15	@DAL	X	1	49	49.0	49.0	0	1	49	0	
9/22	PHI	X	4	162	40.5	39.0	0	2	52	0	
9/29	@ATL	X	3	120	40.0	40.0	0	3	48	0	
10/7	@KC	X	4	199	49.8	41.8	0	1	53	0	
10/13	TB	X	6	266	44.3	42.3	0	3	58	0	
10/17	DEN	X	6	267	44.5	39.0	1	3	52	0	
10/27	@LAC	X	9	437	48.6	41.0	2	5	59	0	
11/3	@CAR	X	4	169	42.3	36.3	0	1	50	0	
11/10	ATL	X	5	224	44.8	43.2	0	4	51	0	
11/17	CLE	X	3	110	36.7	36.7	0	3	43	0	
12/1	LAR	X	3	128	42.7	42.7	0	2	49	0	
12/8	@NYG	X	7	292	41.7	35.1	0	2	51	0	
12/15	WAS	X	4	187	46.8	43.8	0	2	53	0	
12/23	@GB	X	4	159	39.8	39.8	0	3	48	0	
12/29	LV	X	7	330	47.1	42.6	0	3	64	0	
2024 Season			16	72	3,172	44.1	40.3	3	39	64	0
Career Totals			16	72	3,172	44.1	40.3	3	39	64	0

60 Kyle Hergel

Pos.: G Ht.: 6-2 Wt.: 315 Exp.: R College: Boston College



Regular Season Career GP/GS: (7/0); **2024:** (7/0)

2024 REVIEW: at Atlanta (9/29): Gameday practice squad elevation. Played on special teams in NFL debut. **at Kansas City (10/7):** Signed off practice squad to active roster, (10/7). Played on special teams. **vs. Tampa Bay (10/13):** Played on special teams. **vs. Denver (10/17):** Rotated in at LG, the first offensive snaps of his NFL career, and played on special teams. **at L.A. Chargers (10/27):** Played on special teams. Waived, (11/2). Signed to practice squad, (11/5). Signed to



2024 MINI BIOS & STATS

active roster, (11/30). **vs. L.A. Rams (12/1)**: Played on special teams. Waived, (12/7). Signed to practice squad, (12/10). Signed to active roster, (12/28). **vs. Las Vegas (12/29)**: Played on special teams.

28 Tre Herndon

Pos.: CB **Ht.:** 5-11 **Wt.:** 185 **Exp.:** 7 **College:** Vanderbilt



Regular Season Career GP/GS: (84/34); **2024:** (1/0)

2024 REVIEW: Signed to the practice squad, (10/29). **at Carolina (11/3)**: Gameday elevation from the practice squad. Played on special teams in his Saints debut.

ADDITIONAL STATS: Special Teams Tackles — (2018, 6), (2019, 1), (2022, 2), (2023, 1); **Total: 10.**

CAREER HIGHS: Tackles — 9 (3x), last vs. Tennessee (12/13/20); **Solo Tackles** — 8, at Minnesota (12/6/20); **Sacks** — 1, vs. Houston (11/8/20); **Passes Defensed** — 2 (7x), last at Tampa Bay (12/24/23); **Interceptions** — 2, vs. N.Y. Jets (10/27/19); **Forced Fumbles** — 1 (2x), vs. Las Vegas (11/6/22) and vs. Kansas City (9/17/23); **Fumble Recoveries** — 1, at N.Y. Jets (12/22/22); **Special Teams Tackles** — 2, vs. Tennessee (9/23/18).

28 CB Tre Herndon												
Date	Opp.	GP	ST	Solo	Ast	Total	Sack/Yds	INT/Yds	PD	FF	FR	
11/3	@CAR	X		0	0	0	0.0	0.0	0	0	0	0
2024 Season		1	0	0	0	0	0.0	0.0	0	0	0	0
Saints Career		1	0	0	0	0	0.0	0.0	0	0	0	0
Career Totals		84	34	180	53	233	1.0	8.0	3	0	32	1

7 Taysom Hill

Pos.: TE **Ht.:** 6-2 **Wt.:** 221 **Exp.:** 8 **College:** BYU



Regular Season Career GP/GS: (105/49); **2024:** (8/8)

2024 REVIEW: vs. Carolina (9/8): Started at TE and rotated in at QB, FB, and played on special teams in opener. Rushed five times for 35 yards and caught one pass for one yard. **at Dallas (9/15)**: Started at FB and saw action at TE and QB, finishing with 18 rushing yards on three attempts and caught one pass for one yard. Left the game in the fourth quarter (chest) and did not return. **vs. Philadelphia (9/22)**: Inactive (chest). **at Atlanta (9/29)**: Started on offense and played on special teams in 100th career NFL game, rushing six times for 24 yards and two TDs. With his two rushing touchdowns, Hill now has 40 career touchdowns, surpassing WR Lance Moore for tenth in Saints history and now has 29 career rushing touchdowns, surpassing RBs Chuck Muncie and Pierre Thomas for the fifth-most in club history. Suffered abdomen injury in second quarter and did not return. **at Kansas City (10/7)**: Inactive (rib). **vs. Tampa Bay (10/13)**: Inactive (rib). **vs. Denver (10/17)**: Inactive (rib). **at L.A. Chargers (10/27)**: Started and played on special teams in first game back from injury, finishing with four rushes for 20 yards, two catches for 21 yards, and completed his lone pass attempt for three yards. On special teams, Hill rushed a failed punt attempt and helped the punt team secure a safety, the first time the Black and Gold have forced a safety since the 2020 season against the Kansas City Chiefs. **at Carolina (11/3)**: Started at TE and played on special teams, finishing with five carries for 19 yards and a TD, four receptions for 41 yards, and 0-for-1 passing. With his rushing touchdown, Hill now has 41 career touchdowns, moving into a tie for ninth in club record books with RB Pierre Thomas. **vs. Atlanta (11/10)**: Started at TE and played on special teams, finishing with four carries for 14 yards and had two catches for 36 yards. **vs. Cleveland (11/17)**: Started at TE and played on special teams, having the best statistical performance of his career. Hill rushed seven times for a career-high 138 yards (career-high 19.7 avg.) with three touchdowns, tying a career high. As a receiver, Hill had a team-high and career-best eight receptions for 50 yards and had one kickoff return for 42 yards. Hill also went 1-for-2 passing (50 pct.) for 18 yards. Hill's 188 scrimmage yards and 230 all-purpose yards also marked new career-bests. Hill became the first player with three rushing touchdowns, 50 receiving yards and one pass completion in a game since former Kansas City Chiefs RB Ed Podolak on November 25, 1971 at Detroit. He became the first non-running back in NFL history with at least 125 rushing yards and three rushing touchdowns in a game. Combined with his performance against Seattle in Week Five of the 2022 season where he rushed for 112 yards and three rushing touchdowns, he is the first non-running back ever with multiple career games with at least 100 rushing yards and three rushing touchdowns.



2024 MINI BIOS & STATS

Named NFC Offensive Player of the Week. **vs. L.A. Rams (12/1)**: Started at TE and played on special teams, recording five receptions for a team-best 37 yards and rushed five times for 10 yards. Left game in fourth quarter (knee). Placed on Injured Reserve, (12/6).

ADDITIONAL STATS: Special Teams Tackles — (2017, 4), (2018, 6), (2019, 2), (2021, 1); (2023, 2); **Total: 15; Blocked Punts** — (2018, 1); **Total: 1.**

CAREER HIGHS: Passing Attempts — 41, vs. Dallas (12/2/21); **Completions** — 28, at Philadelphia (12/13/20); **Passing Yards** — 291, at Philadelphia (12/13/20); **Long Completion** — 70, vs. Dallas (12/2/21); **Passing TDs** — 2 (3x), last vs. Dallas (12/2/21); **Interceptions** — 4, vs. Dallas (12/2/21); **Receptions** — 8, vs. Cleveland (11/17/24); **Receiving Yards** — 63, vs. Arizona (10/27/19); **Long Reception** — 45, at Carolina (12/29/19); **Receiving TDs** — 1 (11x), last at Tampa Bay (12/31/23); **Rushes** — 14, at Atlanta (12/6/20); **Rushing Yards** — 138, vs. Cleveland (11/17/24); **Long Rush** — 75t, vs. Cleveland (11/17/24); **Rushing TDs** — 3 (2x), vs. Cleveland (11/17/24) and vs. Seattle (10/9/22); **Kickoff Returns** — 3 (2x), vs. Seattle (10/9/22) and at Atlanta (9/23/18); **Kickoff Return Yards** — 69, vs. Seattle (10/9/22); **Long Kickoff Return** — 47, vs. Cleveland (10/6/18); **Special Teams Tackles** — 2 (2x), last at Baltimore (10/21/18); **Special Teams Fumble Recoveries** — 1, vs. Seattle (10/9/22); **Total: 1; Blocked Punts** — 1, at Tampa Bay (12/9/18).

7 TE Taysom Hill																					
		Rushing								Receiving					Passing						
Date	Opp.	GP	ST	Att	Yds	Avg.	Lg	TD	Rec	Yds	Avg.	Lg	TD	Comp	Att	Pct.	Yards	TD	INT	Lg	Rating
9/8	CAR	X	X	5	35	7.0	12	0	1	1	1.0	1	0	0	0	0%	0	0	0	0	0.0
9/15	@DAL	X	X	3	18	6.0	9	0	1	1	1.0	1	0	0	0	0%	0	0	0	0	0.0
9/22	PHI	Inactive																			
9/29	@ATL	X	X	6	24	4.0	7	2	0	0	0.0	0	0	0	0	0%	0	0	0	0	0.0
10/7	@KC	Inactive																			
10/13	TB	Inactive																			
10/17	DEN	Inactive																			
10/27	@LAC	X	X	4	20	5.0	8	0	2	21	10.5	14	0	1	1	100%	3	0	0	3	79.2
11/3	@CAR	X	X	5	19	3.8	7t	1	4	41	10.3	15	0	0	1	0%	0	0	0	0	39.6
11/10	ATL	X	X	4	14	3.5	6	0	2	36	18.0	34	0	0	0	0%	0	0	0	0	0.0
11/17	CLE	X	X	7	138	19.7	75t	3	8	50	6.3	14	0	1	2	50%	18	0	1	18	41.7
12/1	LAR	X	X	5	10	2.0	3	0	5	37	7.4	21	0	0	0	0%	0	0	0	0	0.0
12/8	@NYG	Reserve/Injured																			
12/15	WAS	Reserve/Injured																			
12/23	@GB	Reserve/Injured																			
12/29	LV	Reserve/Injured																			
2024 Season		8	8	39	278	7.1	75t	6	23	187	8.1	34	0	2	4	100%	21	0	1	18	26.0
Career Totals		105	49	437	2,437	5.6	75t	33	99	943	9.5	45t	12	193	302	63.9%	2,369	11	9	70t	87.7

85 Dallin Holker

Pos.: TE Ht.: 6-3 Wt.: 241 Exp.: R College: Colorado State



Regular Season Career GP/GS: (11/2); 2024: (11/2)

2024 REVIEW: vs. Carolina (9/8): Inactive (ankle). **at Dallas (9/15)**: Inactive. **vs. Philadelphia (9/22)**: Dressed but did not play. **at Atlanta (9/29)**: Inactive. **at Kansas City (10/7)**: Made his first NFL start. **vs. Tampa Bay (10/13)**: Rotated in on offense and played on special teams. **vs. Denver (10/17)**: Rotated in on offense and special teams. **at L.A. Chargers (10/27)**: Inactive. **at Carolina (11/3)**: Rotated in on offense and special teams, finishing with first career coverage tackle. **vs. Atlanta (11/10)**: Rotated in on offense and special teams. **vs. Cleveland (11/17)**: Rotated in on offense and played on special teams. **vs. L.A. Rams (12/1)**: Rotated in on offense and played on special teams. **at N.Y. Giants (12/8)**: Rotated in on offense and played on special teams, finishing with one catch for 10 yards, his first career reception. **vs. Washington (12/15)**: Rotated in on offense and played on special teams. **at Green Bay (12/23)**: Started and played on special teams. **vs. Las Vegas (12/29)**: Rotated in on offense and played on special teams.



2024 MINI BIOS & STATS

ADDITIONAL STATS: Special Teams Tackles — (2024, 1); **Total: 1.**

CAREER HIGHS: Receptions — 1, at N.Y. Giants (12/8/24); **Receiving Yards** — 10, at N.Y. Giants (12/8/24); **Long Reception** — 10, at N.Y. Giants (12/8/24).

85 TE Dallin Holker								
				Receiving				
Date	Opp.	GP	ST	Rec	Yds	Avg.	Lg	TD
9/8	CAR			Inactive				
9/15	@DAL			Inactive				
9/22	PHI			Dressed but did not play				
9/29	@ATL			Inactive				
10/7	@KC	X	X	0	0	0.0	0	0
10/13	TB	X		0	0	0.0	0	0
10/17	DEN	X		0	0	0.0	0	0
10/27	@LAC			Inactive				
11/3	@CAR	X		0	0	0.0	0	0
11/10	ATL	X		0	0	0.0	0	0
11/17	CLE	X		0	0	0.0	0	0
12/1	LAR	X		0	0	0.0	0	0
12/8	@NYG	X		1	10	10.0	10	0
12/15	WAS	X		0	0	0.0	0	0
12/23	@GB	X	X	0	0	0.0	0	0
12/29	LV	X		0	0	0.0	0	0
2024 Season		11	2	1	10	10.0	10	0
Career Totals		11	2	1	10	10.0	10	0

31 Jordan Howden

Pos.: DB **Ht.:** 6-0 **Wt.:** 209 **Exp.:** 2 **College:** Minnesota



Regular Season Career GP/GS: (32/11); **2024:** (16/4)

2024 REVIEW: vs. Carolina (9/8): Rotated in at SS and played on special teams, finishing with three tackles, one pass breakup, and an interception, the first of his NFL career. **at Dallas (9/15):** Rotated in at SS and played on special teams, recording two tackles (one solo). **vs. Philadelphia (9/22):** Rotated in at SS and played on special teams, finishing with one solo tackle. **at Atlanta (9/29):** Rotated in at SS and played on special teams, recording one defensive tackle. **at Kansas City (10/7):** Rotated in at SS and played on special teams, finishing with one coverage tackle, the first of his career. **vs. Tampa Bay (10/13):** Made his first start of the 2024 season at SS and played on special teams, recording a team-high ten tackles (three solo), tying a career-best, and recorded one coverage tackle. **vs. Denver (10/17):** Started at SS and played on special teams, finishing with a team-high eight tackles (four solo). **at L.A. Chargers (10/27):** Made the 10th start of his career at SS and played on special teams, recording five tackles (four solo). **at Carolina (11/3):** Started at SS and played on special teams in his 25th career NFL game, finishing with six tackles (one solo), including one stop for a loss. **vs. Atlanta (11/10):** Rotated in at SS and on special teams, recording one solo tackle. Suffered a shoulder injury in the second quarter but returned in the third quarter. **vs. Cleveland (11/17):** Rotated in at SS and on special teams, finishing with three solo tackles. **vs. L.A. Rams (12/1):** Rotated in at SS and on special teams. **at N.Y. Giants (12/8):** Rotated in at SS and on special teams, recording one solo tackle. **vs. Washington (12/15):** Rotated in at SS and on special teams, finishing with one solo tackle and one coverage stop. **at Green Bay (12/23):** Rotated in at SS and on special teams. **vs. Las Vegas (12/29):** Rotated in at SS and on special teams, recording two solo tackles.

ADDITIONAL STATS: Special Teams Tackles — (2024, 3); **Total: 3.**

CAREER HIGHS: Tackles — 10 (2x), vs. Tampa Bay (10/13/24) and vs. Carolina (12/10/23); **Solo Tackles** — 7, vs. Carolina (12/10/23); **Passes Defensed** — 2, at New England, (10/29/23); **Interceptions** — 1, vs. Carolina (9/8/24); **Sacks** — 1, vs. Carolina (12/10/23); **Tackles for Loss** — 1 (2x), at Carolina (11/3/24) and vs. Carolina (12/10/23); **Quarterback Hits** — 1, vs. Detroit (12/3/23); **Forced Fumbles** — 1, vs. Carolina (12/10/23); **Special Teams Tackles** — 1 (3x), last vs. Washington (12/15/24).



2024 MINI BIOS & STATS

31 DB Jordan Howden													
Date	Opp.	GP	ST	Solo	Ast	Total	Sack/Yds	INT/Yds	PD	FF	FR		
9/8	CAR	X		1	2	3	0.0	0.0	1	-5	1	0	0
9/15	@DAL	X		1	1	2	0.0	0.0	0	0	0	0	0
9/22	PHI	X		1	0	1	0.0	0.0	0	0	0	0	0
9/29	@ATL	X		0	1	1	0.0	0.0	0	0	0	0	0
10/7	@KC	X		0	0	0	0.0	0.0	0	0	0	0	0
10/13	TB	X	X	3	7	10	0.0	0.0	0	0	0	0	0
10/17	DEN	X	X	4	4	8	0.0	0.0	0	0	0	0	0
10/27	@LAC	X	X	4	1	5	0.0	0.0	0	0	0	0	0
11/3	@CAR	X	X	1	5	6	0.0	0.0	0	0	0	0	0
11/10	ATL	X		1	0	1	0.0	0.0	0	0	0	0	0
11/17	CLE	X		3	0	3	0.0	0.0	0	0	0	0	0
12/1	LAR	X		0	0	0	0.0	0.0	0	0	0	0	0
12/8	@NYG	X		1	0	1	0.0	0.0	0	0	0	0	0
12/15	WAS	X		1	0	1	0.0	0.0	0	0	0	0	0
12/23	@GB	X		0	0	0	0.0	0.0	0	0	0	0	0
12/29	LV	X		2	0	2	0.0	0.0	0	0	0	0	0
2024 Season		16	4	23	21	44	0.0	0.0	1	-5	1	0	0
Career Totals		32	11	46	41	87	1.0	12.0	1	-5	6	1	0

47 Khaleke Hudson

Pos.: LB Ht.: 6-0 Wt.: 220 Exp.: 5 College: Michigan



Regular Season Career GP/GS: (59/12); 2024: (1/0)

2024 REVIEW: vs. Carolina (9/8): Gameday elevation from the practice squad. Played on special teams. Signed off the practice squad by the Cleveland Browns, (9/9).

47 LB Khaleke Hudson													
Date	Opp.	GP	ST	Solo	Ast	Total	Sack/Yds	INT/Yds	PD	FF	FR		
9/8	CAR	X		0	0	0	0.0	0.0	0	0	0	0	0
2024 Season		1	0	0	0	0	0.0	0.0	0	0	0	0	0
Saints Career		1	0	0	0	0	0.0	0.0	0	0	0	0	0
Career Totals		59	12	51	39	90	1.0	3.0	0	0	2	0	0

52 D'Marco Jackson

Pos.: LB Ht.: 6-1 Wt.: 233 Exp.: 3 College: Appalachian State



Regular Season Career GP/GS: (27/0); 2024: (10/0)

2024 REVIEW: vs. Carolina (9/8): Inactive (calf). at Dallas (9/15): Inactive (calf). vs. Philadelphia (9/22): Inactive (calf). at Atlanta (9/29): Rotated in at WLB and on special teams in season debut, finishing with three tackles (one solo). at Kansas City (10/7): Rotated in at SLB and played on special teams, recording three tackles (two solo) and one coverage stop. vs. Tampa Bay (10/13): Played on special teams. Finished with one tackle. vs. Denver (10/17): Played on special teams. at L.A. Chargers (10/27): Played on special teams. Finished with one tackle. at Carolina (11/3): Played on special teams. Recorded career-high three tackles. vs. Atlanta (11/10): Played on special teams. Finished with two tackles. vs. Cleveland (11/17): Played on special teams in 25th career game. vs. L.A. Rams (12/1): Played on special teams. at N.Y. Giants (12/8): Played on special teams. Left in second quarter (ankle). Placed on Injured Reserve, (12/14).

ADDITIONAL STATS: Special Teams Tackles — (2023, 8), (2024, 8); Total: 16; Special Teams Fumble Recoveries — (2023, 1); Total: 1.



2024 MINI BIOS & STATS

CAREER HIGHS: Tackles — 3 (2x), at Kansas City (10/7/24) and at Atlanta (9/29/24); **Solo Tackles** — 2, at Kansas City (10/7/24); **Special Teams Tackles** — 3, at Carolina (11/3/24); **Special Teams Fumble Recoveries** — 1, vs. Carolina (12/10/23).

52 LB D'Marco Jackson												
Date	Opp.	GP	ST	Solo	Ast	Total	Sack/Yds	INT/Yds	PD	FF	FR	
9/8	CAR											Inactive
9/15	@DAL											Inactive
9/22	PHI											Inactive
9/29	@ATL	X		1	2	3	0.0	0.0	0	0	0	0
10/7	@KC	X		2	1	3	0.0	0.0	0	0	0	0
10/13	TB	X		0	0	0	0.0	0.0	0	0	0	0
10/17	DEN	X		0	0	0	0.0	0.0	0	0	0	0
10/27	@LAC	X		0	0	0	0.0	0.0	0	0	0	0
11/3	@CAR	X		0	0	0	0.0	0.0	0	0	0	0
11/10	ATL	X		0	0	0	0.0	0.0	0	0	0	0
11/17	CLE	X		0	0	0	0.0	0.0	0	0	0	0
12/1	LAR	X		0	0	0	0.0	0.0	0	0	0	0
12/8	@NYG	X		0	0	0	0.0	0.0	0	0	0	0
12/15	WAS											Reserve/Injured
12/23	@GB											Reserve/Injured
12/29	LV											Reserve/Injured
2024 Season		10	0	3	3	6	0.0	0.0	0	0	0	0
Career Totals		27	0	4	6	10	0.0	0.0	0	0	0	0

80 Jermaine Jackson

Pos.: WR/RS Ht.: 5-7 Wt.: 170 Exp.: R College: Idaho



Regular Season Career GP/GS: (4/0); **2024:** (4/0)

2024 REVIEW: Signed to the practice squad, (10/1). **vs. Denver (10/17):** Signed to the active roster off practice squad, (10/17). Handled return duties in NFL debut, returning a punt 13 yards and had four kickoff returns for 100 yards. **at L.A. Chargers (10/27):** Handled return duties, returning four punts for 30 yards and one kick for 22 yards. **at Carolina (11/3):** Saw first regular season NFL game action on offense and handled return duties, rushing once for a one yard loss, returning one punt for seven yards and two kicks for 40 yards. **vs. Atlanta (11/10):** Handled return duties, finishing with one punt return for 18 yards and a 25-yard kickoff return. Waived, (11/16). Signed to practice squad, (11/19).

ADDITIONAL STATS: Rushes — (1 rush for -1 yards, 2024).

CAREER HIGHS: Punt Returns — 4, at L.A. Chargers (10/27/24); **Punt Return Yards** — 30, at L.A. Chargers (10/27/24); **Kickoff Returns** — 4, vs. Denver (10/17/24); **Punt Returns** — 100, vs. Denver (10/17/24); **Rushes** — 1, at Carolina (11/3/24).

80 WR/RS Jermaine Jackson													
Date	Opp.	GP	ST	Punt Returns					Kickoff Returns				
				Ret	Yds	Avg.	Lg	TD	Ret	Yds	Avg.	Lg	TD
10/17	DEN	X		1	13	13.0	13	0	4	100	25.0	32	0
10/27	@LAC	X		4	30	7.5	18	0	1	22	22.0	22	0
11/3	@CAR	X		1	7	7.0	7	0	2	40	20.0	24	0
11/10	ATL	X		1	18	18.0	18	0	1	25	25.0	25	0
2024 Season		4	0	7	68	9.7	18	0	8	187	23.4	32	0
Career Totals		4	0	7	68	9.7	18	0	8	187	23.4	32	0



2024 MINI BIOS & STATS

27 Shemar Jean-Charles

Pos.: CB Ht.: 5-10 Wt.: 184 Exp.: 4 College: Appalachian State



Regular Season Career GP/GS: (36/2); 2024: (8/2)

2024 REVIEW: Signed to the practice squad, (10/22). Signed to the active roster (11/2). **at Carolina (11/3):** Made his first career start at RCB in place of the injured Kool-Aid McKinstry and recorded two tackles, one pass breakup and an interception, the first of his NFL career. **vs. Atlanta (11/10):** Started at RCB and finished with a career-best seven tackles (four solo). **vs. Cleveland (11/17):** Played on special teams. **vs. L.A. Rams (12/1):** Played on special teams and recorded one coverage tackle, his first of the 2024 campaign. **at N.Y. Giants (12/8):** Played on special teams. **vs. Washington (12/15):** Rotated in at RCB during the fourth quarter in place of the injured Kool-Aid McKinstry and played on special teams, finishing with one pass breakup and three coverage tackles. Three coverage stops marked a new career-high. **at Green Bay (12/23):** Played on special teams. **vs. Las Vegas (12/29):** Played on special teams.

ADDITIONAL STATS: Special Teams Tackles — (2021, 6), (2022, 3), (2023, 4), (2024, 4); **Total: 17.**

CAREER HIGHS: Tackles — 7, vs. Atlanta (11/10/24); **Solo Tackles** — 4, vs. Atlanta (11/10/24); **Interceptions** — 1, at Carolina (11/3/24); **Passes Defensed** — 1 (2x), vs. Washington (12/15/24) and at Carolina (11/3/24); **Special Teams Tackles** — 3, vs. Washington (12/15/24).

27 CB Shemar Jean-Charles													
Date	Opp.	GP	ST	Solo	Ast	Total	Sack/Yds	INT/Yds	PD	FF	FR		
11/3	@CAR	X	X	1	1	2	0.0	0.0	1	0	1	0	0
11/10	ATL	X	X	4	3	7	0.0	0.0	0	0	0	0	0
11/17	CLE	X		0	0	0	0.0	0.0	0	0	0	0	0
12/1	LAR	X		0	0	0	0.0	0.0	0	0	0	0	0
12/8	@NYG	X		0	0	0	0.0	0.0	0	0	0	0	0
12/15	WAS	X		0	0	0	0.0	0.0	0	0	1	0	0
12/23	@GB	X		0	0	0	0.0	0.0	0	0	0	0	0
12/29	LV	X		0	0	0	0.0	0.0	0	0	0	0	0
2024 Season		8	2	5	4	9	0.0	0.0	1	0	2	0	0
Saints Career		11	2	5	4	9	0.0	0.0	1	0	2	0	0
Career Totals		36	2	8	4	12	0.0	0.0	1	0	2	0	0

83 Juwan Johnson

Pos.: TE Ht.: 6-4 Wt.: 233 Exp.: 5 College: Oregon



Regular Season Career GP/GS: (66/33); 2024: (16/4)

2024 REVIEW: vs. Carolina (9/8): Rotated in on offense and played on special teams, finishing with two receptions for 26 yards and a TD in the opener. Also got his hands on a punt in the fourth quarter, setting up a short field and a rushing TD early in the fourth quarter. **at Dallas (9/15):** Rotated in on offense and played on special teams. **vs. Philadelphia (9/22):** Rotated in on offense and played on special teams. **at Atlanta (9/29):** Rotated in on offense and played on special teams, catching two passes for 13 yards. **at Kansas City (10/7):** Made his first start of the 2024 season on offense and played on special teams, catching five passes for 31 yards. **vs. Tampa Bay (10/13):** Started and played on special teams, finishing with three catches for 48 yards. **vs. Denver (10/17):** Rotated in on offense and played on special teams, finishing with three catches for 48 yards. **at Carolina (11/3):** Rotated in on offense and played on special teams, finishing with two catches for 41 yards. **vs. Atlanta (11/10):** Rotated in on offense and played on special teams, finishing with two catches for 22 yards. **vs. Cleveland (11/17):** Rotated in on offense and played on special teams, recording three catches for 30 yards with a touchdown. **vs. L.A. Rams (12/1):** Rotated in on offense and special teams, finishing with five catches for 36 yards. **at N.Y. Giants (12/8):** Rotated in on offense and special teams, catching four passes for 50 yards and a touchdown, his third in 2024. **vs. Washington (12/15):** Rotated in on offense and special teams, finishing



2024 MINI BIOS & STATS

with two catches for 12 yards. **at Green Bay (12/23):** Started and played on special teams, catching two passes for 27 yards. **vs. Las Vegas (12/29):** Rotated in on offense and special teams, finishing with team-best and season-high six catches for 66 yards. Now has 44 receptions in 2024, surpassing his previous career-high of 42 set in 2022.

ADDITIONAL STATS: Special Teams Tackles — (2021, 1), (2022, 1); **Total: 2.**

CAREER HIGHS: Receptions — 8, at Tampa Bay (12/31/23); **Receiving Yards** — 90, at Tampa Bay (12/31/23); **Long Reception** — 41, vs. Baltimore (11/7/22); **TD Receptions** — 2 (3x), last vs. Atlanta (12/18/22); **Special Teams Tackles** — 1, at Carolina (9/25/22).

83 TE Juwan Johnson				Receiving				
Date	Opp.	GP	ST	Rec	Yds	Avg.	Lg	TD
9/8	CAR	X		2	26	13.0	16t	1
9/15	@DAL	X		0	0	0.0	0	0
9/22	PHI	X		0	0	0.0	0	0
9/29	@ATL	X		2	13	13.0	8	0
10/7	@KC	X	X	5	31	6.2	11	0
10/13	TB	X	X	3	48	16.0	27	0
10/17	DEN	X		3	18	6.0	12	0
10/27	@LAC	X	X	3	48	16.0	22	0
11/3	@CAR	X		2	41	20.5	25	0
11/10	ATL	X		2	22	11.0	16	0
11/17	CLE	X		3	30	10.0	20	1
12/1	LAR	X		5	36	7.2	21	0
12/8	@NYG	X		4	50	12.5	30	1
12/15	WAS	X		2	12	6.0	9	0
12/23	@GB	X	X	2	27	13.5	17	0
12/29	LV	X		6	66	11.0	25	0
2024 Season		16	4	44	468	10.6	30	3
Career Totals		66	33	140	1,542	11.0	41t	18

94 Cameron Jordan

Pos.: DE **Ht.:** 6-4 **Wt.:** 287 **Exp.:** 14 **College:** California



Regular Season Career GP/GS: (225/224); **2024:** (16/16)

2024 REVIEW: vs. Carolina (9/8): Started at LDE in opener, finishing with one tackle. Jordan appeared in his 210th game on Sunday and is now tied for 32nd among defensive linemen with DE Elvin Bethea (Pro Football Hall of Fame Class of 2003). **at Dallas (9/15):** Started at LDE, recording one solo tackle and one pass breakup. Jordan played in his 211th career game and is now tied with DL Trace Armstrong for 31st all-time in NFL history. **vs. Philadelphia (9/22):** Started at LDE. Jordan played in his 212th career game on Sunday. **at Atlanta (9/29):** Started at LDE, recording one tackle. Jordan has now played in 213 career games, moving into a tie with Steve McMichael (Pro Football Hall of Fame Class of 2024) and Henry Thomas for 29th all-time for games played among NFL defensive linemen. **at Kansas City (10/7):** Started at LDE and finished with two tackles (one solo) and one QB hit. **vs. Tampa Bay (10/13):** Started at LDE, recording one tackle and one interception. Jordan's interception in the second quarter was his first since the 2017 season against the Detroit Lions and the third of his career. **vs. Denver (10/17):** Started at LDE and finished three tackles (one solo). **at L.A. Chargers (10/27):** Started at LDE. Jordan played in his 217th career regular season game on Sunday and moved into sole possession of 25th all-time in games played among defensive linemen. **at Carolina (11/3):** Started at LDE and finished with one solo tackle. Jordan played in his 218th career game on Sunday and moved a tie for 22nd in games played among NFL defensive linemen with Pro Football Hall of Famers Dwight Freeney (Class of 2024) and Alan Page (Class of 1988) along with stalwart nose tackle Joe Nash. **vs. Atlanta (11/10):** Started at LDE and finished with three tackles (two solo) and a sack. Jordan's sack of QB Kirk Cousins, Jordan now has 24 sacks against the Falcons, moving into a tie for sixth all-time against a single opponent with Pro Football Hall of Fame DE Reggie White (Class of 2006), who had 24 against the New York Giants. **vs. Cleveland (11/17):** Started at LDE and recorded three tackles (one



2024 MINI BIOS & STATS

solo) with a QB hit and one pass breakup. Jordan played in his 220th career game and moved into sole possession of 20th place in games played among NFL defensive linemen past Pro Football Hall of Fame DT John Randle (Class of 2010) and stalwart defensive tackle Jeff Zgonina. **vs. L.A. Rams (12/1)**: Started at LDE and finished with two tackles (one solo). **at N.Y. Giants (12/8)**: Started at LDE and recorded one tackle, one pass breakup, and two QB hits. Jordan played in his 222nd career regular season game and moved into sole possession of 19th all-time in games played among NFL defensive linemen past Justin Smith. **vs. Washington (12/15)**: Started at LDE and finished with a season-high six tackles (three solo) and two sacks. Jordan now has 28 multi-sack games, surpassing Pro Football Hall of Fame LB Rickey Jackson (Class of 2010) for first all-time in franchise history. Jordan had two of the eight sacks by the Saints defense (Amadi, Davis, Gay, Granderson, Jordan, Young), which marked a new season-high and tied for second best in franchise history, last recording eight sacks in a game against Atlanta during the 2022 season (11/22/20). Jordan's second quarter sack was also one of five in the first half, tying a franchise record for the most sacks in a half, and also became the 23rd player in NFL history to record at least 120 sacks. **at Green Bay (12/23)**: Started at LDE and recorded five tackles (three solo) with one stop for a loss. **vs. Las Vegas (12/29)**: Started at LDE and finished with three solo tackles, two stops for a loss, and a sack. With his sack of QB Aidan O'Connell, Jordan brought his career total to 121.5, moving into a tie for 22nd all-time with Clyde Simmons. O'Connell was also the 49th different player for Jordan to have recorded a sack against in his career. Jordan also played in his 225th career regular season game on Sunday, putting him in a tie for 14th all-time among NFL defensive linemen with Pro Football Hall of Famer Carl Eller (Class of 2004).

ADDITIONAL STATS: Blocked Field Goals — (2015, 1); **Total: 1.**

CAREER HIGHS: Tackles — 13, vs. Washington (9/9/12); **Sacks** — 4, at Atlanta (11/28/19); **Tackles for Loss** — 4, at Atlanta (11/28/19); **Quarterback Hits** — 6, vs. Philadelphia (11/5/12); **Interceptions** — 1 (3x), last vs. Tampa Bay (10/13/24); **Long Interception Return** — 6, at Pittsburgh (11/30/14); **Interception Return TDs** — 1, vs. Detroit (10/15/17); **Passes Defensed** — 4, vs. N.Y. Jets (12/17/17); **Forced Fumbles** — 1 (15x), last at Philadelphia (1/1/23); **Fumble Recoveries** — 1 (11x), last at New England (10/8/23); **Blocked Field Goals** — 1, vs. Atlanta (1/3/16).

94 DE Cameron Jordan												
Date	Opp.	GP	ST	Solo	Ast	Total	Sack/Yds	INT/Yds	PD	FF	FR	
9/8	CAR	X	X	0	1	1	0.0	0.0	0	0	0	0
9/15	@DAL	X	X	1	0	1	0.0	0.0	0	0	1	0
9/22	PHI	X	X	0	0	0	0.0	0.0	0	0	0	0
9/29	@ATL	X	X	0	1	1	0.0	0.0	0	0	0	0
10/7	@KC	X	X	1	1	2	0.0	0.0	0	0	0	0
10/13	TB	X	X	0	1	1	0.0	0.0	1	0	1	0
10/17	DEN	X	X	1	2	3	0.0	0.0	0	0	0	0
10/27	@LAC	X	X	0	0	0	0.0	0.0	0	0	0	0
11/3	@CAR	X	X	1	0	1	0.0	0.0	0	0	0	0
11/10	ATL	X	X	2	1	3	1.0	5.0	0	0	0	0
11/17	CLE	X	X	1	2	3	0.0	0.0	0	0	1	0
12/1	LAR	X	X	1	1	2	0.0	0.0	0	0	0	0
12/8	@NYG	X	X	0	1	1	0.0	0.0	0	0	1	0
12/15	WAS	X	X	3	3	6	2.0	11.0	0	0	0	0
12/23	@GB	X	X	3	2	5	0.0	0.0	0	0	0	0
12/29	LV	X	X	3	0	3	1.0	10.0	0	0	0	0
2024 Season		16	16	17	16	33	4.0	26.0	1	0	4	0
Career Totals		225	224	496	313	809	121.5	805.5	3	6	67	15

41 Alvin Kamara

Pos.: RB **Ht.:** 5-10 **Wt.:** 215 **Exp.:** 8 **College:** Tennessee



Regular Season Career GP/GS: (115/84); **2024:** (14/14)

2024 REVIEW: vs. Carolina (9/8): Started, leading the team in rushing with 15 rushes for 83 yards and a TD, also adding a team-high five catches for 27 yards as a receiver. Kamara finished with 110 yards from scrimmage, making Sunday the 50th time Kamara has recorded 100+ scrimmage yards in a contest. Kamara's five receptions brings his career total to 510, tying him with Warrick Dunn for 16th all-time in league history for running backs. He also extended



2024 MINI BIOS & STATS

his team-record in touchdowns with 79 total in his career, tying him for 71st all-time with former Saints RB Terry Allen, James Brooks, Harold Carmichael (Pro Football Hall of Fame Class of 2020) and Todd Gurley II. **at Dallas (9/15):** Started and led the team in offense, rushing 20 times for 115 yards with 3 TDs and caught two passes for 65 yards, including a 57-yard TD reception marked a new career-long. Sunday marked the 12th time Kamara has had both a rushing and receiving score in a game, surpassing Hall of Famer Jim Brown and is now tied for third with Brian Westbrook and Lenny Moore for games with both a rushing and receiving score. With 115 yards on the ground, Kamara now has nine 100-yard rushing games for the Black and Gold and now has 6,027 career rushing yards, joining Mark Ingram II (6,500) and Deuce McAllister (6,096) as only the third Saint with over 6,000 career rushing yards. With his four touchdowns, Kamara became the only Saint to have multiple games with four or more touchdowns. **vs. Philadelphia (9/22):** Started and led the team in rushing, finishing with 26 carries for 87 yards and had three catches for 40 yards. Kamara now has 6,114 career rushing yards and is now second in team history in rushing yards after surpassing Deuce McAllister on Sunday. Kamara also has 515 career receptions, which is tied for 13th all-time among NFL running backs with Emmitt Smith (Pro Football Hall of Fame Class of 2010), and 4,351 career receiving yards, tied for 19th all-time in NFL record books among running backs after surpassing Warrick Dunn. **at Atlanta (9/29):** Started and led the team in rushing, finishing with 19 carries for 72 yards, one rushing TD and had seven receptions for 42 yards. Kamara extended his team-record in touchdowns with 84 total and is now tied with Pro Football Hall of Fame WR Calvin Johnson (Class of 2021), Andre Rison and Herschel Walker for 59th all-time in touchdowns in NFL history. Kamara now has 4,393 career receiving yards, moving past WR Devery Henderson into seventh place in Saints history. **at Kansas City (10/7):** Made his 75th career start on offense and led the team in rushing and receptions, finishing with 11 rushes for 26 yards and six receptions for 40 yards. Kamara's six catches also brought his career reception total to 526, surpassing WR Joe Horn (2000-06) for sole possession of fourth all-time in Saints history. **vs. Tampa Bay (10/13):** Started and led the team in rushing, finishing with 13 carries for 40 yards with a TD and caught five passes for 24 yards. Kamara extended his club-record in career rushing touchdowns to 60 total, now tied for 53rd all-time with Terrell Davis (Pro Football Hall of Fame Class of 2017), Ahman Green and Brandon Jacobs. Kamara also now has 10,714 total yards from scrimmage in his career, surpassing WR Keyshawn Johnson and Pro Football Hall of Fame WR/HB Bobby Mitchell for 95th all-time in NFL history. Kamara also now has 533 career receptions, surpassing WR Eric Martin (1985-93) for third all-time in franchise history. **vs. Denver (10/17):** Started, finishing with seven carries for ten yards and had six catches for 14 yards. Kamara now has 4,471 career receiving yards, surpassing Pro Football HOF RB Thurman Thomas (Class of 2007) for 18th all-time in NFL history among running backs. **at L.A. Chargers (10/27):** Started and led the team in rushing, finishing with ten carries for 67 yards and caught six passes for 55 yards. Kamara now has 6,334 career rushing yards, ranked 85th all-time in league record books, surpassing LeGarrette Blount and Pro Football HOF RB Floyd Little (Class of 2010). **at Carolina (11/3):** Started and rushed 29 times for 155 yards (tying a career-high) and caught a team-best six passes for 60 yards. Kamara's 215 yards from scrimmage was the fifth-highest single game total in franchise history. Kamara's 215 scrimmage yards marked a new career-best and is the first time in his career to have over 200 scrimmage yards. Kamara surpassed Pro Football Hall of Fame RB Marshall Faulk (Class of 2011) for the most receptions by a running back in his first eight seasons in NFL history. Kamara also now has 4,586 career and surpassed Pro Football Hall of Fame RB Walter Payton (Class of 1993) on Sunday for 17th place all-time among NFL running backs. **vs. Atlanta (11/10):** Started and rushed 17 times for 55 yards and caught five passes for 54 yards. Kamara now has 6,544 career rushing yards, surpassing his former teammate Ingram (6,500) for the most all-time in Saints history. Kamara's 109 scrimmage yards was the 56th career game he has recorded over 100 scrimmage yards. **vs. Cleveland (11/17):** Started and finished with 16 carries for 67 yards and had four receptions for 22 yards. Kamara's franchise-record 6,611 rushing yards now rank 78th all-time in NFLs, surpassing former Saints teammate Latavius Murray, Le'Veon Bell and Lawrence McCutcheon after his performance on Sunday. **vs. L.A. Rams (12/1):** Started and finished with 23 rushes for 112 yards and caught four passes for seven yards. Extended franchise-record career rushing total to 6,723 moving past Mark van Eeghen and former Saint Chuck Muncie to move into 76th all-time in NFL history. **at N.Y. Giants (12/8):** Started and finished with 17 carries for 44 yards and a team-high five catches for 35 yards. Kamara now has 1,423 total yards from scrimmage in 2024, surpassing 1,400 scrimmage yards for the first time since his career-high total of 1,688 in 2020. Also now has 4,704 career receiving yards, moving past Matt Forte for 14th all-time in NFL history among running backs. With 569 career receptions, moved into second all-time in team history past WR Michael Thomas. **vs. Washington (12/15):** Started. Finished with five rushes for 12 yards and had four receptions for a team-best 58 yards with one TD. Kamara now has 86 career touchdowns, extending a team-record. Kamara surpassed Pro Football Hall of Fame WR Tommy McDonald (Class of 1998), Mark Clayton, and moved into a tie with RB Ottis Anderson, WR Hines Ward and Pro Football Hall of Fame WR Paul Warfield (Class of 1983) for 54th all-time in NFL history. Kamara also now has 11,541 career total yards from scrimmage, surpassing WR Muhsin Muhammad for 80th all-time and now has 25 career receiving touchdowns, moving into a tie for ninth in franchise history with former Black and Gold WRs Quinn Early and Robert Meachem. Kamara's 25 career receiving touchdowns are also tied for 18th all-time among NFL running backs with James



2024 MINI BIOS & STATS

White, surpassing Clem Daniels and Ronnie Harmon. Left with groin injury. **at Green Bay (12/23):** Inactive (groin). **vs. Las Vegas (12/29):** Inactive (groin).

ADDITIONAL STATS: Kickoff Returns for Touchdowns — (2017, 1); **Total: 1; Two-Point Conversions** — (2017, 1), (2018, 3), (2023, 3); **Total: 7.**

CAREER HIGHS: Receptions — 15, at Atlanta (9/23/18); **Receiving Yards** — 139, vs. Green Bay (9/27/20); **Long Reception** — 57t, at Dallas (9/15/24); **Receiving TDs** — 2 (2x), vs. Green Bay (9/27/20) and vs. Las Vegas (10/30/22); **Rushes** — 30, at Atlanta (1/9/22); **Rushing Yards** — 155 (2x), at Carolina (11/3/24) and vs. Minnesota (12/25/20); **Long Rush** — 74, at L.A. Rams (11/26/17); **Rushing TDs** — 6-Tied NFL Record, vs. Minnesota (12/25/20); **Total TDs** — 6-Tied NFL Record, vs. Minnesota (12/25/20); **Total Yards From Scrimmage** — 215, at Carolina (11/3/24); **Punt Returns** — 3 (4x), last at Washington (10/10/21); **Punt Return Yards** — 32, at Tampa Bay (11/17/19); **Long Punt Return** — 27, at Tampa Bay (11/17/19); **Kickoff Returns** — 4, at Tampa Bay (12/31/17); **Kickoff Return Yards** — 155, at Tampa Bay (12/31/17); **Long Kickoff Return** — 106t, at Tampa Bay (12/31/17); **Total TDs** — 6-Tied NFL Record, vs. Minnesota (12/25/20).

41 RB Alvin Kamara													
Date	Opp.	GP	ST	Rushing					Receiving				
				Att	Yds	Avg.	Lg	TD	Rec	Yds	Avg.	Lg	TD
9/8	CAR	X	X	15	83	5.5	17	1	5	27	5.4	18	0
9/15	@DAL	X	X	20	115	5.8	15	3	2	65	32.5	57t	1
9/22	PHI	X	X	26	87	3.3	16	0	3	40	13.3	27	0
9/29	@ATL	X	X	19	77	5.1	15	1	7	42	6.0	11	0
10/7	@KC	X	X	11	26	2.4	9	0	6	40	6.7	14	0
10/13	TB	X	X	13	40	3.1	7	1	5	24	4.8	8	0
10/17	DEN	X	X	7	10	1.4	6	0	6	14	3.0	6	0
10/27	@LAC	X	X	10	67	6.7	24	0	6	55	9.2	37	0
11/3	@CAR	X	X	29	155	5.3	20	0	6	60	10.0	20	0
11/10	ATL	X	X	17	55	3.2	11	0	5	54	10.8	31	0
11/17	CLE	X	X	16	67	4.2	18	0	4	22	5.5	18	0
12/1	LAR	X	X	23	112	4.9	13	0	4	7	1.8	8	0
12/8	@NYG	X	X	17	44	2.6	16	0	5	35	7.0	11	0
12/15	WAS	X	X	5	12	2.4	6	0	4	58	14.5	29	1
12/23	@GB	Inactive											
12/29	LV	Inactive											
2024 Season		14	14	228	950	4.2	24	6	68	543	8.0	57t	2
Career Totals		115	84	1,543	6,779	4.4	74	60	573	4,762	8.3	57t	25

92 Tanoh Kpassagnon

Pos.: DE Ht.: 6-7 Wt.: 289 Exp.: 8 College: Villanova



Regular Season Career GP/GS: (103/34); **2024:** (2/0)

2024 REVIEW: Placed on Reserve/Physically Unable to Perform (PUP), (8/27). Activated, (12/14). **vs. Washington (12/15):** Inactive. **at Green Bay (12/23):** Rotated in on defense and special teams in his season debut, finishing with one pass breakup, the tenth of his career. **vs. Las Vegas (12/29):** Rotated in on defense and played on special teams.

ADDITIONAL STATS: Special Teams Tackles — (2017, 1); **Total: 1; Blocked Field Goals** — (2019, 1); **Total: 1.**

CAREER HIGHS: Tackles — 7, at Denver (12/31/17); **Solo Tackles** — 5 (2x), vs. N.Y. Giants (12/17/23) and vs. Baltimore (11/7/22); **Sacks** — 3, vs. N.Y. Giants (12/17/23); **Tackles for Loss** — 3 (2x), last vs. N.Y. Giants (12/17/23); **Quarterback Hits** — 4, vs. N.Y. Giants (12/17/23); **Passes Defensed** — 1 (10x), last at Green Bay (12/23/24); **Forced Fumbles** — 1 (2x), last vs. Green Bay (9/12/21); **Fumble Recoveries** — 1, at Tennessee (11/10/19); **Special Teams Tackles** — 1, at N.Y. Jets (12/3/17).



2024 MINI BIOS & STATS

92 DE Tanoh Kpassagnon													
Date	Opp.	GP	ST	Solo	Ast	Total	Sack/Yds	INT/Yds	PD	FF	FR		
9/8	CAR	Physically Unable to Perform List											
9/15	@DAL	Physically Unable to Perform List											
9/22	PHI	Physically Unable to Perform List											
9/29	@ATL	Physically Unable to Perform List											
10/7	@KC	Physically Unable to Perform List											
10/13	TB	Physically Unable to Perform List											
10/17	DEN	Physically Unable to Perform List											
10/27	@LAC	Physically Unable to Perform List											
11/3	@CAR	Physically Unable to Perform List											
11/10	ATL	Physically Unable to Perform List											
11/17	CLE	Physically Unable to Perform List											
12/1	LAR	Physically Unable to Perform List											
12/8	@NYG	Physically Unable to Perform List											
12/15	WAS	Inactive											
12/23	@GB	X		0	0	0	0.0	0.0	0	0	1	0	0
12/29	LV	X		0	0	0	0.0	0.0	0	0	0	0	0
2024 Season		2	0	0	0	0	0.0	0.0	0	0	1	0	0
Saints Career		42	10	41	24	65	9.5	75.0	0	0	5	1	0
Career Totals		103	34	92	47	139	16.5	142.0	0	0	10	2	1

23 Marshon Lattimore

Pos.: CB Ht.: 6-0 Wt.: 192 Exp.: 8 College: Ohio State



Regular Season Career GP/GS: (97/97); 2024: (7/7)

2024 REVIEW: vs. Carolina (9/8): Started at RCB in the season opener, finishing with two solo tackles. Lattimore injured his hamstring in the third quarter and did not return to the contest. **at Dallas (9/15):** Inactive (hamstring/hip). **vs. Philadelphia (9/22):** Started at RCB in his return from injury, recording two tackles (one solo). **at Atlanta (9/29):** Started at RCB and finished with five tackles (three solo) with one pass breakup. **at Kansas City (10/7):** Started at RCB and recorded five tackles (four solo). **vs. Tampa Bay (10/13):** Started at RCB and finished with ten tackles (six solo). **vs. Denver (10/17):** Started at RCB and recorded four solo tackles. Suffered a hamstring injury in the third quarter and did not return. **at L.A. Chargers (10/27):** Started at RCB and finished with two solo tackles and a pass breakup. Lattimore left the game in the fourth quarter with a hamstring injury and did not return. **at Carolina (11/3):** Inactive (hamstring). Traded to the Washington Commanders in exchange for three 2025 draft picks, (11/5).

23 CB Marshon Lattimore													
Date	Opp.	GP	ST	Solo	Ast	Total	Sack/Yds	INT/Yds	PD	FF	FR		
9/8	CAR	X	X	2	0	2	0.0	0.0	0	0	0	0	
9/15	@DAL	Inactive											
9/22	PHI	X	X	1	1	2	0.0	0.0	0	0	0	0	
9/29	@ATL	X	X	3	2	5	0.0	0.0	0	0	1	0	0
10/7	@KC	X	X	4	1	5	0.0	0.0	0	0	0	0	0
10/13	TB	X	X	6	4	10	0.0	0.0	0	0	0	0	0
10/17	DEN	X	X	4	0	4	0.0	0.0	0	0	0	0	0
10/27	@LAC	X	X	2	0	2	0.0	0.0	0	0	1	0	0
11/3	@CAR	Inactive											
2024 Season		7	7	22	8	30	0.0	0.0	0	0	2	0	0
Career Totals		97	97	326	79	405	0.0	0.0	15	145	88	5	5



2024 MINI BIOS & STATS

66 Shane Lemieux

Pos.: G/C Ht.: 6-4 Wt.: 310 Exp.: 5 College: Oregon



Regular Season Career GP/GS: (24/16); **2024:** (6/3)

2024 REVIEW: at Atlanta (9/29): Signed off practice squad to active roster, (9/25). Started at C in place of the injured Erik McCoy. Sunday's start marked Lemieux's first start as a Saint and his first start at C in the NFL. Placed on Injured Reserve (ankle), (10/7). Activated off Injured Reserve, (11/9). **vs. Atlanta (11/10):** Played on special teams. **vs. Cleveland (11/17):** Rotated in at C in the third quarter for the injured Erik McCoy and played on special teams. **vs. L.A. Rams (12/1):** Started at C. **at N.Y. Giants (12/8):** Dressed but did not play. **vs. Washington (12/15):** Dressed but did not play. **at Green Bay (12/23):** Rotated in at C in place of the injured Erik McCoy. **vs. Las Vegas (12/29):** Started at C.

32 Tyrann Mathieu

Pos.: S Ht.: 5-9 Wt.: 190 Exp.: 12 College: LSU



Regular Season Career GP/GS: (179/170); **2024:** (16/16)

2024 REVIEW: vs. Carolina (9/8): Started at FS, finishing with four solo tackles, a forced fumble and a fumble recovery. Mathieu's forced fumble and fumble recovery set up a 52-yard Blake Grupe field goal. **at Dallas (9/15):** Started at FS, recording three solo tackles, two pass breakups, and an interception. Mathieu's two pass breakups brought his career total to 101 and his interception of QB Dak Prescott brought his career total to 34. **vs. Philadelphia (9/22):** Started at FS and finished with seven solo tackles, including one stop for a loss, and an interception. After Week 3, Mathieu is the only defensive player in the NFL to record an interception, forced fumble and a fumble recovery. **at Atlanta (9/29):** Started at FS and recorded two tackles (one solo). Mathieu left the game in the fourth quarter with a groin injury and did not return. **at Kansas City (10/7):** Started at FS and finished with six tackles (two solo). **vs. Tampa Bay (10/13):** Started at FS and recorded one solo tackle. Left the game in the second quarter with a forearm injury and did not return. **vs. Denver (10/17):** Started at FS and finished with five tackles (three solo). Mathieu now has 800 career tackles. **at L.A. Chargers (10/27):** Started at FS and recorded five solo tackles. **at Carolina (11/3):** Started at FS and finished with two tackles (one solo). **vs. Atlanta (11/10):** Started at FS and recorded three solo tackles, an interception, and three pass breakups, tying a career-high. Mathieu's interception helped seal the win for New Orleans and was pivotal in the Saints' effort to snap a seven-game losing streak. Mathieu also now has 36 career interceptions, currently tied for first among all active NFL players with Vikings S Harrison Smith. **vs. Cleveland (11/17):** Started at FS and recorded five tackles (three solo). **vs. L.A. Rams (12/1):** Started at FS and finished with two solo tackles. Injured shoulder in third quarter and did not return. **at N.Y. Giants (12/8):** Started at FS and recorded one tackle. **vs. Washington (12/15):** Started at FS and finished with six tackles (three solo) and one forced fumble, the seventh of his career. **at Green Bay (12/23):** Started at FS and recorded five solo tackles. **vs. Las Vegas (12/29):** Made his 50th start as a Saint at FS and finished with three solo tackles and one pass breakup.

ADDITIONAL STATS: Special Teams Tackles — (2013, 1), (2017, 4); **Total: 5.**

CAREER HIGHS: Tackles — 13, at San Francisco (11/29/15); **Solo Tackles** — 11 (2x), at San Francisco (11/29/15) and vs. San Francisco (10/1/17); **Sacks** — 1 (11x), last vs. Atlanta (12/18/22); **Tackles for Loss** — 3, vs. Baltimore (10/26/15); **Quarterback Hits** — 2, vs. Carolina (10/6/13); **Interceptions** — 2 (4x), last at Atlanta (11/26/23); **Interceptions Returned for Touchdowns** — 1 (4x), last at New England (10/8/23); **Passes Defensed** — 3 (6x), last vs. Atlanta (11/10/24); **Forced Fumbles** — 1 (7x), last vs. Washington (12/15/24); **Fumble Recoveries** — 1 (8x), last vs. Carolina (9/8/24); **Special Teams Tackles** — 1 (5x), last at Seattle (12/31/17).



2024 MINI BIOS & STATS

32 S Tyrann Mathieu													
Date	Opp.	GP	ST	Solo	Ast	Total	Sack/Yds	INT/Yds	PD	FF	FR		
9/8	CAR	X	X	4	0	4	0.0	0.0	0	0	0	1	1
9/15	@DAL	X	X	3	0	3	0.0	0.0	1	0	2	0	0
9/22	PHI	X	X	7	0	7	0.0	0.0	1	23	1	0	0
9/29	@ATL	X	X	1	1	2	0.0	0.0	0	0	0	0	0
10/7	@KC	X	X	2	4	6	0.0	0.0	0	0	0	0	0
10/13	TB	X	X	1	0	1	0.0	0.0	0	0	0	0	0
10/17	DEN	X	X	3	2	5	0.0	0.0	0	0	0	0	0
10/27	@LAC	X	X	5	0	5	0.0	0.0	0	0	0	0	0
11/3	@CAR	X	X	1	1	2	0.0	0.0	0	0	0	0	0
11/10	ATL	X	X	3	0	3	0.0	0.0	1	6	3	0	0
11/17	CLE	X	X	3	2	5	0.0	0.0	0	0	0	0	0
12/1	LAR	X	X	2	0	2	0.0	0.0	0	0	0	0	0
12/8	@NYG	X	X	0	1	1	0.0	0.0	0	0	0	0	0
12/15	WAS	X	X	3	3	6	0.0	0.0	0	0	0	1	0
12/23	@GB	X	X	5	0	5	0.0	0.0	0	0	0	0	0
12/29	LV	X	X	3	0	3	0.0	0.0	0	0	1	0	0
2024 Season		16	16	46	14	60	0.0	0.0	3	29	7	2	1
Saints Career		50	50	160	66	226	1.0	0.0	10	195	24	3	2
Career Totals		179	170	680	152	832	11.0	78.0	36	530	106	7	8

78 Erik McCoy

Pos.: C/G Ht.: 6-4 Wt.: 315 Exp.: 6 College: Texas A&M



Regular Season Career GP/GS: (81/81); 2024: (7/7)

2024 REVIEW: vs. **Carolina (9/8):** Made his 75th career start at C in the season opener. McCoy anchored the Saints offensive line to nine straight scoring drives to start the game, which tied a franchise record, marked the third time the Saints have done it in any game and was the first by the club in a season opener. **at Dallas (9/15):** Started at C. **vs. Philadelphia (9/22):** Started at C. Left the game in the first quarter with a groin injury and did not return. Placed on Injured Reserve (groin), (9/25). Activated off Injured Reserve, (11/16). **vs. Cleveland (11/17):** Started at C in his first game back from injury and paved the way for the Black and Gold rushing attack to run for a season-high 214 yards. Left the game in the third quarter with a groin injury and did not return. **vs. L.A. Rams (12/1):** Inactive (groin). **at N.Y. Giants (12/8):** Started at C. **vs. Washington (12/15):** Started at C. **at Green Bay (12/23):** Started at C. Suffered an elbow injury in the first quarter and was ultimately ruled out for the second half. Placed on Injured Reserve, (12/28).

61 Connor McGovern

Pos.: C Ht.: 6-4 Wt.: 306 Exp.: 8 College: Missouri



Regular Season Career GP/GS: (108/96); 2024: (6/5)

2024 REVIEW: **at Kansas City (10/7):** Signed off the New York Jets practice squad to the active roster, (10/4). Rotated in at C and played on special teams in his Saints debut. **vs. Tampa Bay (10/13):** Made his first start as a Saint at C. **vs. Denver (10/17):** Started at C. **at L.A. Chargers (10/27):** Started at C. **at Carolina (11/3):** Started at C. **vs. Atlanta (11/10):** Started at C. Waived, (11/11).

14 Kool-Aid McKinstry

Pos.: CB Ht.: 5-11 Wt.: 199 Exp.: R College: Alabama



Regular Season Career GP/GS: (14/8); 2024: (14/8)

2024 REVIEW: vs. **Carolina (9/8):** Made his NFL debut rotating in at CB in place of Marshon Lattimore and played on special teams, finishing with two tackles (one solo). **at Dallas (9/15):** Made first career start at RCB in place of the



2024 MINI BIOS & STATS

injured Lattimore, finishing with five tackles (four solo), including a stop for loss, and a pass breakup. **vs. Philadelphia (9/22)**: Played on special teams. **at Atlanta (9/29)**: Rotated in at NCB and special teams. **at Kansas City (10/7)**: Rotated in at CB and special teams. **vs. Tampa Bay (10/13)**: Rotated in at CB and played on special teams, finishing with three solo tackles and one pass breakup. **vs. Denver (10/17)**: Rotated in at CB and played on special teams, recording three tackles (two solo). **at L.A. Chargers (10/27)**: Started at LCB and played on special teams, finishing with four tackles (three solo), one pass breakup, and one coverage stop, the first of his career. **at Carolina (11/3)**: Inactive (hamstring). **vs. Atlanta (11/10)**: Inactive (hamstring). **vs. Cleveland (11/17)**: Started at RCB in his first game back from injury. Finished with three tackles (two solo). **vs. L.A. Rams (12/1)**: Started at RCB and recorded two solo tackles. **at N.Y. Giants (12/8)**: Started at RCB and finished with four solo tackles and a season-best two pass breakups. **vs. Washington (12/15)**: Started at RCB and recorded a season-high six tackles (four solo) with one stop for a loss. Suffered a stinger in the fourth quarter and did not return. **at Green Bay (12/23)**: Started at RCB and finished with three tackles (two solo). **vs. Las Vegas (12/29)**: Started at RCB and recorded three tackles (two solo).

ADDITIONAL STATS: Special Teams Tackles — (2024, 1); **Total: 1**.

CAREER HIGHS: Tackles — 6, vs. Washington (12/15/24); **Solo Tackles** — 4, vs. Washington (12/15/24); **Tackles for Loss** — 1, vs. Washington (12/15/24); **Special Teams Tackles** — 1, at L.A. Chargers (10/27/24); **Passes Defensed** — 1 (3x), last at L.A. Chargers (10/27/24).

14 CB Kool-Aid McKinstry												
Date	Opp.	GP	ST	Solo	Ast	Total	Sack/Yds	INT/Yds	PD	FF	FR	
9/8	CAR	X		1	1	2	0.0	0.0	0	0	0	0
9/15	@DAL	X	X	3	2	5	0.0	0.0	0	0	1	0
9/22	PHI	X		0	0	0	0.0	0.0	0	0	0	0
9/29	@ATL	X		0	0	0	0.0	0.0	0	0	0	0
10/7	@KC	X		0	0	0	0.0	0.0	0	0	0	0
10/13	TB	X		3	0	3	0.0	0.0	0	0	1	0
10/17	DEN	X		3	2	5	0.0	0.0	0	0	0	0
10/27	@LAC	X	X	3	1	4	0.0	0.0	0	0	1	0
11/3	@CAR	Inactive										
11/10	ATL	Inactive										
11/17	CLE	X	X	3	1	4	0.0	0.0	0	0	1	0
12/1	LAR	X	X	2	0	2	0.0	0.0	0	0	0	0
12/8	@NYG	X	X	4	0	4	0.0	0.0	0	0	2	0
12/15	WAS	X	X	4	2	6	0.0	0.0	0	0	0	0
12/23	@GB	X	X	2	1	3	0.0	0.0	0	0	0	0
12/29	LV	X	X	2	1	3	0.0	0.0	0	0	0	0
2024 Season		14	8	30	11	41	0.0	0.0	0	0	6	0
Career Totals		14	8	30	11	41	0.0	0.0	0	0	6	0

16 Bub Means

Pos.: WR **Ht.:** 6-2 **Wt.:** 215 **Exp.:** R **College:** Pittsburgh



Regular Season Career GP/GS: (7/1); **2024:** (7/1)

2024 REVIEW: vs. Carolina (9/8): Rotated in on offense and special teams in NFL debut. **at Dallas (9/15)**: Rotated in on offense and special teams. **vs. Philadelphia (9/22)**: Inactive. **at Atlanta (9/29)**: Rotated in on offense and special teams. **at Kansas City (10/7)**: Rotated in on offense and special teams. **vs. Tampa Bay (10/13)**: Rotated in on offense and special teams, tying for the team-lead in catches with five for 45 yards and a TD, the first of his NFL career. Means' 10-yard TD reception from fellow rookie Spencer Rattler was the first time in franchise history a rookie QB connected with another rookie for the first score of their career. **vs. Denver (10/17)**: Made first career NFL start and played on special teams, finishing with three catches for 37 yards. **at L.A. Chargers (10/27)**: Rotated in on offense and caught one pass for a career-long 36 yards. Suffered ankle injury late in the fourth quarter. Placed on Injured Reserve, (11/2).



2024 MINI BIOS & STATS

CAREER HIGHS: Receptions — 5, vs. Tampa Bay (10/13/24); **Receiving Yards** — 45, vs. Tampa Bay (10/13/24); **Long Reception** — 36, at L.A. Chargers (10/27/24).

16 WR Bub Means				Receiving				
Date	Opp.	GP	ST	Rec	Yds	Avg.	Lg	TD
9/8	CAR	X		0	0	0.0	0	0
9/15	@DAL	X		0	0	0.0	0	0
9/22	PHI			Inactive				
9/29	@ATL	X		0	0	0.0	0	0
10/7	@KC	X		0	0	0.0	0	0
10/13	TB	X		5	45	9.0	14	1
10/17	DEN	X	X	3	37	12.3	14	0
10/27	@LAC	X		1	36	36.0	36	0
11/3	@CAR			Reserve/Injured				
11/10	ATL			Reserve/Injured				
11/17	CLE			Reserve/Injured				
12/1	LAR			Reserve/Injured				
12/8	@NYG			Reserve/Injured				
12/15	WAS			Reserve/Injured				
12/23	@GB			Reserve/Injured				
12/29	LV			Reserve/Injured				
2024 Season		7	1	9	118	13.1	36	1
Career Totals		7	1	9	118	13.1	36	1

25 Kendre Miller

Pos.: RB Ht.: 6-0 Wt.: 220 Exp.: 2 College: TCU



Regular Season Career GP/GS: (14/2); **2024:** (6/2)

2024 REVIEW: Placed on Injured Reserve with a designation for return (hamstring), (8/27). **vs. Tampa Bay (10/13):** Inactive. Activated, (10/12). **vs. Denver (10/17):** Rotated in on offense in first game action of season, leading team in rushing with 36 yards on six carries and caught two passes for one yard. **at L.A. Chargers (10/27):** Rotated in on offense and special teams, finishing with three carries for 16 yards and had one kick return for 41 yards. Suffered hamstring injury in third quarter. Placed on Injured Reserve, (11/2). Activated, (12/7). **at N.Y. Giants (12/8):** Rotated in on offense and played on special teams, rushing 10 times for 32 yards with a touchdown, his first in 2024, and had one kick return for 31 yards. **vs. Washington (12/15):** Rotated in on offense and special teams, finishing with a team-leading nine rushes for 46 yards and returned three kicks for 83 yards. Miller's 129 all-purpose yards marked a new career-best. **at Green Bay (12/23):** Made his first NFL start and played on special teams, finishing with eight rushes for 15 yards, two catches for 16 yards, and returned one kickoff for 21 yards. **vs. Las Vegas (12/29):** Started and played on special teams, rushing three times for three yards and caught one pass for 16 yards. Miller suffered a concussion in the second quarter and did not return.

ADDITIONAL STATS: Kick Returns — 6 returns for 186 yards in 2024.

CAREER HIGHS: Rushes — 13, vs. Atlanta (1/7/24); **Rushing Yards** — 73, vs. Atlanta (1/7/24); **Long Rush** — 18, vs. Atlanta (1/7/24); **Rushing Touchdowns** — 1 (2x), last at N.Y. Giants (12/8/24); **Receptions** — 4, at New England (10/8/23); **Receiving Yards** — 53, at New England (10/8/23); **Long Reception** — 33, at New England (10/8/23); **All-Purpose Yards** — 129, vs. Washington (12/15/24).



2024 MINI BIOS & STATS

25 RB Kendre Miller													
Date	Opp.	GP	ST	Rushing					Receiving				
				Att	Yds	Avg.	Lg	TD	Rec	Yds	Avg.	Lg	TD
9/8	CAR												
9/15	@DAL												
9/22	PHI												
9/29	@ATL												
10/7	@KC												
10/13	TB												
10/17	DEN	X		6	36	6.0	16	0	2	1	0.5	6	0
10/27	@LAC	X		3	16	5.3	10	0	0	0	0.0	0	0
11/3	@CAR												
11/10	ATL												
11/17	CLE												
12/1	LAR												
12/8	@NYG	X		10	32	3.2	9	1	0	0	0.0	0	0
12/15	WAS	X		9	46	5.1	17	0	0	0	0.0	0	0
12/23	@GB	X	X	8	15	1.9	10	0	2	16	8.0	8	0
12/29	LV	X	X	3	3	1.0	4	0	1	16	16.0	16	0
2024 Season		6	2	39	148	3.8	17	1	5	33	6.6	16	0
Career Totals		14	2	44	159	3.6	18	2	11	133	12.1	33	0

33 Jordan Mims

Pos.: RB Ht.: 6-0 Wt.: 205 Exp.: 1 College: Fresno State



Regular Season Career GP/GS: (12/0); 2024: (10/0)

2024 REVIEW: vs. **Carolina (9/8):** Rotated in at RB and special teams in opener. Recorded first career rushing statistics, finishing with 11 yards on four attempts. **at Dallas (9/15):** Played on special teams. **vs. Philadelphia (9/22):** Played on special teams and had one offensive snap. Recorded one coverage tackle. **at Atlanta (9/29):** Played on special teams. **at Kansas City (10/7):** Played on special teams. **vs. Tampa Bay (10/13):** Rotated in on offense and special teams, rushing once for five yards and caught two passes for 13 yards. Mims' two receptions in the fourth quarter were the first of his career. **vs. Denver (10/17):** Inactive. Waived, (10/26). Re-signed to practice squad, (10/29). Signed to active roster, (11/3). **at Carolina (11/3):** Rotated in on offense and special teams, finishing with five carries for 13 yards and one 25-yard reception. **vs. Atlanta (11/10):** Rotated in on offense and special teams, rushing twice for 10 yards and caught one pass for four yards. **vs. Cleveland (11/17):** Rotated in on offense and special teams, finished with two carries for three yards. **vs. L.A. Rams (12/1):** Inactive. **at N.Y. Giants (12/8):** Inactive. **vs. Washington (12/15):** Inactive. **at Green Bay (12/23):** Rotated in on offense and special teams, finishing with four rushes for 16 yards and club-best and career-high five receptions for 16 yards. **vs. Las Vegas (12/29):** Inactive.

ADDITIONAL STATS: Special Teams Tackles — (2023, 1), (2024, 1); **Total: 2.**

CAREER HIGHS: Rushes — 5, at Carolina (11/3/24); **Rushing Yards** — 16, at Green Bay (12/23/24); **Long Rush** — 9, at Green Bay (12/23/24); **Receptions** — 5, vs. Green Bay (12/23/24); **Receiving Yards** — 25, at Carolina (11/3/24); **Long Reception** — 25, at Carolina (11/3/24).



2024 MINI BIOS & STATS

33 RB Jordan Mims

Date	Opp.	GP	ST	Rushing					Receiving				
				Att	Yds	Avg.	Lg	TD	Rec	Yds	Avg.	Lg	TD
9/8	CAR	X		4	11	2.8	5	0	0	0	0.0	0	0
9/15	@DAL	X		0	0	0.0	0	0	0	0	0.0	0	0
9/22	PHI	X		0	0	0.0	0	0	0	0	0.0	0	0
9/29	@ATL	X		0	0	0.0	0	0	0	0	0.0	0	0
10/7	@KC	X		0	0	0.0	0	0	0	0	0.0	0	0
10/13	TB	X		1	5	5.0	5	0	2	13	6.5	10	0
10/17	DEN			Inactive									
11/3	@CAR	X		5	13	2.6	6	0	1	25	25.0	25	0
11/10	ATL	X		2	10	5.0	9	0	1	4	4.0	4	0
11/17	CLE	X		2	3	1.5	2	0	0	0	0.0	0	0
12/1	LAR			Inactive									
12/8	@NYG			Inactive									
12/15	WAS			Inactive									
12/23	@GB	X		4	16	4.0	9	0	5	16	3.2	6	0
12/29	LV			Inactive									
2024 Season		10	0	18	58	3.2	9	0	9	58	6.4	25	0
Career Totals		12	0	18	58	3.2	9	0	9	58	6.4	25	0

87 Foster Moreau

Pos.: TE Ht.: 6-4 Wt.: 250 Exp.: 6 College: LSU



Regular Season Career GP/GS: (92/60); 2024: (16/16)

2024 REVIEW: vs. Carolina (9/8): Started, finishing with four receptions for 43 yards and a touchdown, his second TD as a Saint. **at Dallas (9/15):** Started and saw action on special teams. **vs. Philadelphia (9/22):** Started and saw action on special teams, catching one pass for two yards. **at Atlanta (9/29):** Started and played on special teams. **at Kansas City (10/7):** Started and played on special teams, catching two passes for 13 yards and a touchdown. Moreau's touchdown reception was QB Derek Carr's 250th career touchdown pass. **vs. Tampa Bay (10/13):** Started and played on special teams, catching two passes for a team-high 54 yards, including a 41-yard reception, the longest catch of Moreau's tenure with the Black and Gold. **vs. Denver (10/17):** Started and played on special teams, finishing with two catches for 38 yards. **at L.A. Chargers (10/27):** Started and played on special teams. **at Carolina (11/3):** Started and played on special teams, catching one pass for a 17-yard touchdown. **vs. Atlanta (11/10):** Started and played on special teams. **vs. Cleveland (11/17):** Started and played on special teams, finishing with three catches for 50 yards. **vs. L.A. Rams (12/1):** Started and played on special teams, catching two passes for six yards. **at N.Y. Giants (12/8):** Started and played on special teams, finishing with two catches for 40 yards, including a game-long 32-yard grab. **vs. Washington (12/15):** Started and played on special teams, finishing with four catches (tied for the game-high and tied a season-best) for 39 yards with a touchdown. Moreau's touchdown came as time expired in the fourth quarter, giving the Black and Gold the chance to convert a two-point conversion for the victory. **at Green Bay (12/23):** Made 25th start as a Saint and played on special teams, finishing with two catches for 33 yards. **vs. Las Vegas (12/29):** Started and played on special teams, finishing with three catches for 47 yards and a touchdown, his fifth of the season. Moreau's five touchdowns in 2024, matching his career-high set during his rookie year with the Raiders in 2019.

ADDITIONAL STATS: Special Teams Tackles — (2019, 3), (2020, 2), (2021, 2); **Total: 7.**

CAREER HIGHS: Receptions — 7, at Cleveland (12/20/21); **Receiving Yards** — 67, vs. Denver (12/26/21); **Long Reception** — 47t, vs. Indianapolis (12/13/20); **Receiving TDs** — 1 (18x), last vs. Las Vegas (12/27/24).



2024 MINI BIOS & STATS

87 TE Foster Moreau

Date	Opp.	GP	ST	Receiving				
				Rec	Yds	Avg.	Lg	TD
9/8	CAR	X	X	4	43	10.8	22	1
9/15	@DAL	X	X	0	0	0.0	0	0
9/22	PHI	X	X	1	2	2.0	2	0
9/29	@ATL	X	X	0	0	0.0	0	0
10/7	@KC	X	X	2	13	6.5	7	1
10/13	TB	X	X	2	54	27.0	41	0
10/17	DEN	X	X	2	38	19.0	32	0
10/27	@LAC	X	X	0	0	0.0	0	0
11/3	@CAR	X	X	1	17	17.0	17t	1
11/10	ATL	X	X	0	0	0.0	0	0
11/17	CLE	X	X	3	50	16.7	22	0
12/1	LAR	X	X	2	6	3.0	4	0
12/8	@NYG	X	X	2	40	20.0	32	0
12/15	WAS	X	X	4	39	9.8	19	1
12/23	@GB	X	X	2	33	16.5	17	0
12/29	LV	X	X	3	47	15.7	30t	1
2024 Season		16	16	28	382	13.6	41	5
Saints Career		31	26	49	575	11.7	41	6
Career Totals		92	60	140	1,682	12.0	47t	18

12 Chris Olave

Pos.: WR Ht.: 6-0 Wt.: 187 Exp.: 3 College: Ohio State



Regular Season Career GP/GS: (39/28); 2024: (8/8)

2024 REVIEW: vs. **Carolina (9/8):** Started, finishing with two catches for 11 yards. **at Dallas (9/15):** Started, caught four passes for 81 yards and rushed once for seven yards. **vs. Philadelphia (9/22):** Started and led team in receiving, finishing with six catches for 86 yards and a TD. Olave's fourth quarter TD catch was the tenth of his NFL career and his first in 2024. **at Atlanta (9/29):** Started and led team in receiving for second straight week, finishing with eight receptions for 87 yards. **at Kansas City (10/7):** Made 25th career NFL start and caught two passes for ten yards. **vs. Tampa Bay (10/13):** Started and caught one pass for five yards. On his lone reception during the opening possession, suffered a concussion. **vs. Denver (10/17):** Inactive (concussion). **at L.A. Chargers (10/27):** Started and led team in receiving, finishing with eight receptions for a season-high 107 yards. Olave's performance was the first time this season a Saint finished with 100+ receiving yards and the tenth time he's done so in career. **at Carolina (11/3):** Started and caught one pass for 13 yards. Suffered a concussion in the first quarter. Placed on Injured Reserve, (11/9).

ADDITIONAL STATS: Rushing Yards — (2024, 7); **Total: 7;** Two-Point Conversions — (2022, 1), (2023, 1); **Total: 2.**

CAREER HIGHS: Receptions — 9 (2x), last at L.A. Rams (12/21/23); Receiving Yards — 147, at Carolina (9/25/22); Long Reception — 53, vs. L.A. Rams (11/20/22); Receiving TDs — 1 (10x), last vs. Philadelphia (9/22/24); Rushing Yards — 7, at Dallas (9/15/24).



2024 MINI BIOS & STATS

12 WR Chris Olave				Receiving				
Date	Opp.	GP	ST	Rec	Yds	Avg.	Lg	TD
9/8	CAR	X	X	2	11	5.5	17	0
9/15	@DAL	X	X	4	81	20.3	39	0
9/22	PHI	X	X	6	86	14.3	29	1
9/29	@ATL	X	X	8	87	10.9	18	0
10/7	@KC	X	X	2	10	5.0	6	0
10/13	TB	X	X	1	5	5.0	5	0
10/17	DEN	Inactive						
10/27	@LAC	X	X	8	107	13.4	28	0
11/3	@CAR	X	X	1	13	13.0	13	0
11/10	ATL	Reserve/Injured						
11/17	CLE	Reserve/Injured						
12/1	LAR	Reserve/Injured						
12/8	@NYG	Reserve/Injured						
12/15	WAS	Reserve/Injured						
12/23	@GB	Reserve/Injured						
12/29	LV	Reserve/Injured						
2024 Season		8	8	32	400	12.5	39	1
Career Totals		39	28	191	2,565	13.4	53t	10

58 Anfernee Orji

Pos.: LB Ht.: 6-2 Wt.: 230 Exp.: 1 College: Vanderbilt



Regular Season Career GP/GS: (15/1); 2024: (15/1)

2024 REVIEW: vs. **Carolina (9/8)**: Rotated in at WLB and special teams in NFL debut, finishing with one tackle and five coverage stops. at **Dallas (9/15)**: Rotated in at WLB and special teams, recording one coverage tackle. vs. **Philadelphia (9/22)**: Rotated in at WLB and special teams, finishing with one coverage tackle. at **Atlanta (9/29)**: Rotated in at WLB and special teams, recording two coverage tackles. at **Kansas City (10/7)**: Made his first career NFL start at WLB and played on special teams, finishing with ten tackles (seven solo). vs. **Tampa Bay (10/13)**: Rotated in at WLB and played on special teams, recording one coverage tackle. vs. **Denver (10/17)**: Rotated in at WLB and played on special teams, finishing with four tackles (two solo), including two stops for a loss. at **L.A. Chargers (10/27)**: Played on special teams. at **Carolina (11/3)**: Played on special teams and finished with one coverage tackle. vs. **Atlanta (11/10)**: Played on special teams and recorded one tackle. vs. **Cleveland (11/17)**: Rotated in at LB and played on special teams, finishing with two tackles. vs. **L.A. Rams (12/1)**: Played on special teams. at **N.Y. Giants (12/8)**: Played on special teams. vs. **Washington (12/15)**: Played on special teams and finished with one tackle. at **Green Bay (12/23)**: Played on special teams. vs. **Las Vegas (12/29)**: Inactive.

ADDITIONAL STATS: Special Teams Tackles — (2024, 15); **Total: 15.**

CAREER HIGHS: Tackles — 10, at Kansas City (10/7/24); **Solo Tackles** — 7, at Kansas City (10/7/24); **Tackles for Loss** — 2, vs. Denver (10/17/24); **Special Teams Tackles** — 5, vs. Carolina (9/8/24).



2024 MINI BIOS & STATS

58 LB Anfernee Orji												
Date	Opp.	GP	ST	Solo	Asst	Total	Sack/Yds	INT/Yds	PD	FF	FR	
9/8	CAR	X		0	1	1	0.0	0.0	0	0	0	0
9/15	@DAL	X		0	0	0	0.0	0.0	0	0	0	0
9/22	PHI	X		0	0	0	0.0	0.0	0	0	0	0
9/29	@ATL	X		0	0	0	0.0	0.0	0	0	0	0
10/7	@KC	X	X	7	3	10	0.0	0.0	0	0	0	0
10/13	TB	X		0	0	0	0.0	0.0	0	0	0	0
10/17	DEN	X		2	2	4	0.0	0.0	0	0	0	0
10/27	@LAC	X		0	0	0	0.0	0.0	0	0	0	0
11/3	@CAR	X		0	0	0	0.0	0.0	0	0	0	0
11/10	ATL	X		0	0	0	0.0	0.0	0	0	0	0
11/17	CLE	X		0	0	0	0.0	0.0	0	0	0	0
12/1	LAR	X		0	0	0	0.0	0.0	0	0	0	0
12/8	@NYG	X		0	0	0	0.0	0.0	0	0	0	0
12/15	WAS	X		0	0	0	0.0	0.0	0	0	0	0
12/23	@GB	X		0	0	0	0.0	0.0	0	0	0	0
12/29	LV											
Inactive												
2024 Season		15	1	9	6	15	0.0	0.0	0	0	0	0
Career Totals		15	1	9	6	15	0.0	0.0	0	0	0	0

62 Lucas Patrick

Pos.: OL Ht.: 6-3 Wt.: 313 Exp.: 8 College: Duke



Regular Season Career GP/GS: (107/64); 2024: (11/10)

2024 REVIEW: vs. **Carolina (9/8):** Started his first game with the Black and Gold at LG. Left the game in the second quarter with a toe injury and did not return. **at Dallas (9/15):** Started at LG and led the effort by New Orleans' offensive line to produce 190 rushing yards and four touchdowns. **vs. Philadelphia (9/22):** Started at LG and moved to C in first quarter, filling in for the injured Erik McCoy. **at Atlanta (9/29):** Started at LG in 100th career NFL appearance. **at Kansas City (10/7):** Started at C and shifted over to LG in third quarter. **vs. Tampa Bay (10/13):** Inactive (chest). **vs. Denver (10/17):** Played on special teams. **at L.A. Chargers (10/27):** Started at LG. **at Carolina (11/3):** Started at LG. Suffered calf injury in third quarter and did not return. **vs. Atlanta (11/10):** Inactive (calf). **vs. Cleveland (11/17):** Inactive (calf). **vs. L.A. Rams (12/1):** Inactive (calf). **at N.Y. Giants (12/8):** Started at LG. **vs. Washington (12/15):** Started at LG. **at Green Bay (12/23):** Started at LG. Suffered knee injury on final drive of game. Placed on Injured Reserve, (12/28).

36 Rico Payton

Pos.: CB Ht.: 6-0 Wt.: 182 Exp.: R College: Pittsburg State



Regular Season Career GP/GS: (15/0); 2024: (15/0)

2024 REVIEW: vs. **Carolina (9/8):** Rotated in at CB and played on special teams in NFL debut, finishing with one pass breakup. **at Dallas (9/15):** Played on special teams. **vs. Philadelphia (9/22):** Played on special teams and recorded first career tackle. **at Atlanta (9/29):** Played on special teams. **at Kansas City (10/7):** Played on special teams and finished with one stop. **vs. Tampa Bay (10/13):** Played on special teams and recorded one tackle. **vs. Denver (10/17):** Played on special teams and finished with one tackle. **at L.A. Chargers (10/27):** Played on special teams and recorded two tackles. Suffered back injury in fourth quarter and did not return. **at Carolina (11/3):** Inactive (back). **vs. Atlanta (11/10):** Played on special teams and recorded one tackle. **vs. Cleveland (11/17):** Played on special teams and finished with one tackle. **vs. L.A. Rams (12/1):** Played on special teams and recorded one tackle. **at N.Y. Giants (12/8):** Played on special teams and recorded one tackle. Now has double-digit coverage stops in rookie season. **vs. Washington (12/15):** Played on special teams and recorded one tackle. **at Green Bay (12/23):** Played on special teams. **vs. Las Vegas (12/29):** Played on special teams and recorded one tackle.

ADDITIONAL STATS: Special Teams Tackles — (2024, 12); **Total: 12.**



2024 MINI BIOS & STATS

CAREER HIGHS: Special Teams Tackles — 2, at L.A. Chargers (10/27/24); **Passes Defensed** — 1, vs. Carolina (9/8/24).

36 CB Rico Payton													
Date	Opp.	GP	ST	Solo	Ast	Total	Sack/Yds	INT/Yds	PD	FF	FR		
9/8	CAR	X		0	0	0	0.0	0.0	0	0	1	0	0
9/15	@DAL	X		0	0	0	0.0	0.0	0	0	0	0	0
9/22	PHI	X		0	0	0	0.0	0.0	0	0	0	0	0
9/29	@ATL	X		0	0	0	0.0	0.0	0	0	0	0	0
10/7	@KC	X		0	0	0	0.0	0.0	0	0	0	0	0
10/13	TB	X		0	0	0	0.0	0.0	0	0	0	0	0
10/17	DEN	X		0	0	0	0.0	0.0	0	0	0	0	0
10/27	@LAC	X		0	0	0	0.0	0.0	0	0	0	0	0
11/3	@CAR												
Inactive													
11/10	ATL	X		0	0	0	0.0	0.0	0	0	0	0	0
11/17	CLE	X		0	0	0	0.0	0.0	0	0	0	0	0
12/1	LAR	X		0	0	0	0.0	0.0	0	0	0	0	0
12/8	@NYG	X		0	0	0	0.0	0.0	0	0	0	0	0
12/15	WAS	X		0	0	0	0.0	0.0	0	0	0	0	0
12/23	@GB	X		0	0	0	0.0	0.0	0	0	0	0	0
12/29	LV	X		0	0	0	0.0	0.0	0	0	0	0	0
2024 Season		15	0	0	0	0	0.0	0.0	0	0	1	0	0
Career Totals		15	0	0	0	0	0.0	0.0	0	0	1	0	0

70 Trevor Penning

Pos.: T **Ht.:** 6-7 **Wt.:** 325 **Exp.:** 3 **College:** Northern Iowa



Regular Season Career GP/GS: (39/22); **2024:** (16/16)

2024 REVIEW: vs. Carolina (9/8): Started at RT for the first time in his Saints career in opener. **at Dallas (9/15):** Started at RT, and helped lead New Orleans' offensive line to produce 190 rushing yards and four TDs. **vs. Philadelphia (9/22):** Started at RT. **at Atlanta (9/29):** Started at RT. **at Kansas City (10/7):** Started at RT. **vs. Tampa Bay (10/13):** Started at RT. **vs. Denver (10/17):** Started at RT. **at L.A. Chargers (10/27):** Started at RT. **at Carolina (11/3):** Started at RT. **vs. Atlanta (11/10):** Started at RT. **vs. Cleveland (11/17):** Started at RT and paved the way for rushing attack to run for season-high 214 yards. **vs. L.A. Rams (12/1):** Started at RT. **at N.Y. Giants (12/8):** Started at RT. **vs. Washington (12/15):** Started at RT. **at Green Bay (12/23):** Started at RT. **vs. Las Vegas (12/29):** Started at RT.

17 Dante Pettis

Pos.: WR **Ht.:** 6-2 **Wt.:** 200 **Exp.:** 6 **College:** Washington



Regular Season Career GP/GS: (57/19); **2024:** (7/0)

2024 REVIEW: Signed to practice squad, (10/15). vs. Atlanta (11/10): Gameday practice squad elevation. Rotated in on offense and special teams in Saints debut, finishing with one eight-yard catch and returned one kickoff 26 yards. **vs. Cleveland (11/17):** Gameday practice squad elevation. Rotated in on offense and handled punt return duties, finishing with a nine-yard catch and had two punt returns for 54 yards. Pettis' 53-yard punt return in the fourth quarter set a new career-long and gave the Black and Gold offense field position to lead to a Juwan Johnson receiving TD to put the game out of reach for the Browns. **vs. L.A. Rams (12/1):** Gameday practice squad elevation. Rotated in on offense and handled punt return duties, caught one two-point conversion in the fourth quarter. Signed off practice squad to active roster, (12/7). **at N.Y. Giants (12/8):** Rotated in on offense and handled punt return duties. **vs. Washington (12/15):** Rotated in on offense and handled punt return duties, finishing with two receptions for 24 yards and had three punt returns for six yards. **at Green Bay (12/23):** Rotated in on offense and handled return duties, finishing with two catches for 31 yards and returned two kickoffs for 70 yards. **vs. Las Vegas (12/29):** Rotated in on offense and handled punt return duties, recording a season-high three catches for 27 yards and had one punt return for 21 yards.



2024 MINI BIOS & STATS

ADDITIONAL STATS: Kickoff Returns — (1 for 18 yards, 2020), (3 for 96 yards, 2024); **Total: 2 for 44 yards;** **Punt Returns** — (9 for 27 yards, 2018), (2 for 14 yards, 2020), (2 for 0 yards, 2021), (18 for 163 yards, 2022), (2 for 54 yards, 2024); **Total: 33 for 258 yards;** **Two-Point Conversions** — (2024, 1); **Total: 1.**

CAREER HIGHS: Receptions — 5, (4x) last vs. Carolina (10/24/21); **Receiving Yards** — 129, at Seattle (12/2/18); **Long Reception** — 75t, at Seattle (12/2/18); **Rushes** — 1 (3x), last at Detroit (11/13/22); **Rushing Yards** — 29, at New England (10/24/22); **Long Rush** — 29, at New England (10/24/22); **Yards From Scrimmage** — 127, at Seattle (12/2/18).

17 WR Dante Pettis																		
				Receiving					Punt Returns					Kickoff Returns				
Date	Opp.	GP	ST	Rec	Yds	Avg.	Lg	TD	Ret	Yds	Avg.	Lg	TD	Ret	Yds	Avg.	Lg	TD
11/10	ATL	X		1	8	8.0	8	0	0	0	0.0	0	0	1	26	26.0	26	0
11/17	CLE	X		1	9	9.0	9	0	2	54	27.0	53	0	0	0	0.0	0	0
12/1	LAR	X		1	5	5.0	5	0	0	0	0.0	0	0	0	0	0.0	0	0
12/8	@NYG	X		0	0	0.0	0	0	0	0	0.0	0	0	0	0	0.0	0	0
12/15	WAS	X		2	24	12.0	12	0	3	6	2.0	5	0	0	0	0.0	0	0
12/23	@GB	X		2	31	15.5	20	0	0	0	0.0	0	0	2	70	35.0	38	0
12/29	LV	X		3	27	9.0	19	0	1	21	21.0	21	0	0	0	0.0	0	0
2024 Season		7	0	10	104	10.4	20	0	6	81	13.5	53	0	3	96	32.0	38	0
Saints Career		7	0	10	104	10.4	20	0	6	81	13.5	53	0	3	96	32.0	38	0
Career Totals		57	19	81	1,088	13.4	75t	12	37	285	7.7	53	0	4	114	28.5	38	0

46 Adam Prentice

Pos.: FB **Ht.:** 6-0 **Wt.:** 245 **Exp.:** 4 **College:** South Carolina



Regular Season Career GP/GS: (47/13); **2024:** (16/7)

2024 REVIEW: vs. Carolina (9/8): Rotated in on offense and played on special teams. **at Dallas (9/15):** Rotated in on offense and played on special teams. **vs. Philadelphia (9/22):** Made his first start of the 2024 season on offense and played on special teams. **at Atlanta (9/29):** Rotated in on offense and played on special teams, finishing with one coverage tackle. **at Kansas City (10/7):** Rotated in on offense and special teams, recording one coverage tackle. **vs. Tampa Bay (10/13):** Rotated in on offense and on special teams. **vs. Denver (10/17):** Started and played on special teams, finishing with one coverage tackle. **at L.A. Chargers (10/27):** Rotated in on offense and on special teams. **at Carolina (11/3):** Rotated in on offense and on special teams, finishing with one coverage tackle. **vs. Atlanta (11/10):** Started on offense and played on special teams. **vs. Cleveland (11/17):** Made tenth career start on offense and played on special teams. **vs. L.A. Rams (12/1):** Started on offense and played on special teams. **at N.Y. Giants (12/8):** Started on offense and played on special teams. **vs. Washington (12/15):** Started on offense and played on special teams, finishing with one coverage tackle. **at Green Bay (12/23):** Rotated in on offense and special teams, finishing with one coverage tackle. Prentice now has six special teams stops in 2024, marking a new career-high. **vs. Las Vegas (12/29):** Rotated in on offense and played on special teams.

ADDITIONAL STATS: Special Teams Tackles — (2021, 1); (2022, 3) (2023, 5), (2024, 6); **Total: 15.**

CAREER HIGHS: Receptions — 1, (8x) last at Tampa Bay (12/31/23); **Receiving Yards** — 10, vs. Buffalo (11/25/21); **Long Reception** — 10, vs. Buffalo (11/25/21); **Rushes** — 2, at Cleveland (12/24/22); **Rushing Yards** — 7, at Tampa Bay (12/31/23); **Long Rush** — 7, vs. Tampa Bay (12/31/23); **Yards From Scrimmage** — 14, at Tampa Bay (12/31/23).



2024 MINI BIOS & STATS

46 RB Adam Prentice													
Date	Opp.	GP	ST	Rushing					Receiving				
				Att	Yds	Avg.	Lg	TD	Rec	Yds	Avg.	Lg	TD
9/8	CAR	X		0	0	0.0	0	0	0	0	0.0	0	0
9/15	@DAL	X		0	0	0.0	0	0	0	0	0.0	0	0
9/22	PHI	X	X	0	0	0.0	0	0	0	0	0.0	0	0
9/29	@ATL	X		0	0	0.0	0	0	0	0	0.0	0	0
10/7	@KC	X		0	0	0.0	0	0	0	0	0.0	0	0
10/13	TB	X		0	0	0.0	0	0	0	0	0.0	0	0
10/17	DEN	X	X	0	0	0.0	0	0	0	0	0.0	0	0
10/27	@LAC	X		0	0	0.0	0	0	0	0	0.0	0	0
11/3	@CAR	X		0	0	0.0	0	0	0	0	0.0	0	0
11/10	ATL	X	X	0	0	0.0	0	0	0	0	0.0	0	0
11/17	CLE	X	X	0	0	0.0	0	0	0	0	0.0	0	0
12/1	LAR	X	X	0	0	0.0	0	0	0	0	0.0	0	0
12/8	@NYG	X	X	0	0	0.0	0	0	0	0	0.0	0	0
12/15	WAS	X	X	0	0	0.0	0	0	0	0	0.0	0	0
12/23	@GB	X		0	0	0.0	0	0	0	0	0.0	0	0
12/29	LV	X		0	0	0.0	0	0	0	0	0.0	0	0
2024 Season		16	7	0	0	0.0	0	0	0	0	0.0	0	0
Career Totals		47	13	9	26	2.9	7	0	8	37	4.6	10	0

18 Spencer Rattler

Pos.: QB Ht.: 6-0 Wt.: 211 Exp.: R College: South Carolina



Regular Season Career GP/GS: (6/5); 2024: (6/5)

2024 REVIEW: vs. Carolina (9/8): Inactive (designated as third QB). at Dallas (9/15): Inactive (designated as third QB). vs. Philadelphia (9/22): Inactive (designated as third QB). at Atlanta (9/29): Inactive (designated as third QB). at Kansas City (10/7): Inactive (designated as third QB). vs. Tampa Bay (10/13): Made first career NFL start. Finished 22-of-40 passing for 243 yards with a TD and two INTs with 27 rushing yards on four attempts. First TD was to fellow rookie WR Bub Means, which marked the first time that a rookie Saints quarterback connected with another rookie for their first score. vs. Denver (10/17): Made first career prime time start on Thursday Night Football. Finished 25-of-35 passing (71.4 pct.) for 172 yards with an 82.1 QBR. Rushed five times for 34 yards. at L.A. Chargers (10/27): Started on road for first time in NFL career and finished 12-of-24 passing for 156 yards. at Carolina (11/3): Inactive (designated as QB3). vs. Atlanta (11/10): Inactive (designated as third QB). vs. Cleveland (11/17): Inactive (designated as third QB). vs. L.A. Rams (12/1): Inactive (designated as third QB). at N.Y. Giants (12/8): Inactive (designated as third QB). vs. Washington (12/15): Relieved Jake Haener in the third quarter and finished 10-of-21 passing for 135 yards and a touchdown. Rattler led the Saints offense to four scoring drives in the second half. at Green Bay (12/23): Made his first career start on Monday Night Football and finished 15-of-30 passing for 153 yards, one INT and led the team in rushing, finishing with 28 yards on five attempts. vs. Las Vegas (12/29): Started and finished 20-of-36 passing for 218 yards, one TD, two INTs, and rushed three times for career-high and team-best 46 yards.

CAREER HIGHS: Attempts — 40, vs. Tampa Bay (10/13/24); Completions — 25, vs. Denver (10/17/24); Completion Pct. — 71.4, vs. Denver (10/17/24); Passing Yards — 243, vs. Tampa Bay (10/13/24); Long Completion — 41, vs. Tampa Bay (10/13/24); Passing TDs — 1 (3x), last vs. Las Vegas (12/27/24); Passer Rating — 84.4, vs. Washington (12/15/24); Rushes — 5 (2x), last at Green Bay (12/23/24); Rushing Yards — 46, vs. Las Vegas (12/27/24); Long Rush — 28 (2x), last vs. Las Vegas (12/29/24).



2024 MINI BIOS & STATS

18 QB Spencer Rattler				Passing								Rushing				
Date	Opp.	GP	ST	Comp	Att	Pct.	Yards	TD	INT	Lg	Rating	Att	Yds	Avg.	Lg	TD
9/8	CAR															
9/15	@DAL															
9/22	PHI															
9/29	@ATL															
10/7	@KC															
10/13	TB	X	X	22	40	55.0%	243	1	2	41	60.7	4	27	6.8	16	0
10/17	DEN	X	X	25	35	71.4%	172	0	0	32	82.1	5	34	6.8	28	0
10/27	@LAC	X	X	12	24	50.0%	156	0	0	37	70.8	0	0	0	0	0
11/3	@CAR															
11/10	ATL															
11/17	CLE															
12/1	LAR															
12/8	@NYG															
12/15	WAS	X		10	21	47.6%	135	1	0	39	84.4	0	0	0	0	0
12/23	@GB	X	X	15	30	50	153	0	1	21	51.1	5	28	5.6	9	0
12/29	LV	X	X	20	36	55.6%	218	1	2	30	59.7	3	46	15.3	28	0
2024 Season		6	5	104	186	55.9%	1077	3	5	41	67.0	17	135	7.9	28	0
Career Totals		6	5	104	186	55.9%	1077	3	5	41	67.0	17	135	7.9	28	0

69 Chris Reed

Pos.: G Ht.: 6-3 Wt.: 314 Exp.: 8 College: Minnesota State-Manako



Regular Season Career GP/GS: (1/0); 2024: (1/0)

2024 REVIEW: Signed to the practice squad, (9/25). vs. Tampa Bay (10/13): Gameday elevation from the practice squad. Played on special teams. Practice squad contract terminated, (10/22).

95 John Ridgeway III

Pos.: DT Ht.: 6-5 Wt.: 321 Exp.: 3 College: Arkansas



Regular Season Career GP/GS: (44/6); 2024: (12/0)

2024 REVIEW: vs. Carolina (9/8): Inactive. at Dallas (9/15): Rotated in at DT in his debut with the Black and Gold. vs. Philadelphia (9/22): Rotated in at DT, finishing with one tackle, his first as a Saint. at Atlanta (9/29): Inactive. at Kansas City (10/7): Rotated in at DT and finished with two tackles. vs. Tampa Bay (10/13): Rotated in at DT and recorded two tackles (one solo). vs. Denver (10/17): Rotated in at DT and finished with one solo tackle. at L.A. Chargers (10/27): Rotated in at DT and recorded two solo tackles. at Carolina (11/3): Inactive. vs. Atlanta (11/10): Rotated in on defense and played on special teams, finishing with one tackle and blocked a FG attempt by Younghoe Koo. Ridgeway's first career FG block helped the Saints preserve a two-possession lead before halftime and was a key moment in helping the Saints snap a seven-game losing streak. vs. Cleveland (11/17): Rotated in on defense and played on special teams, recording one solo tackle. vs. L.A. Rams (12/1): Rotated in on defense and played on special teams, recording one tackle. vs. Washington (12/15): Rotated in on defense and played on special teams, finishing with two solo tackles, including one stop for a loss, the first of his career. at Green Bay (12/23): Rotated in on defense and played on special teams, finishing with one solo tackle and one pass breakup, his first as a Saint. vs. Las Vegas (12/29): Inactive.

ADDITIONAL STATS: Blocked Field Goals — (2024, 1); Total: 1.



2024 MINI BIOS & STATS

CAREER-HIGHS: Tackles — 6, at N.Y. Giants (10/22/23); **Solo Tackles** — 3 (3x), last at New England (11/5/23); **Tackles for Loss** — 1, vs. Washington (12/15/24); **Passes Defensed** — 1 (3x), last at Green Bay (12/23/24); **Forced Fumbles** — 1, last at Philadelphia (9/25/22); **Blocked Field Goals** — 1, vs. Atlanta (11/10/24).

95 DT John Ridgeway III												
Date	Opp.	GP	ST	Solo	Ast	Total	Sack/Yds	INT/Yds	PD	FF	FR	
9/8	CAR	Inactive										
9/15	@DAL	X		0	0	0	0.0	0.0	0	0	0	0
9/22	PHI	X		0	1	1	0.0	0.0	0	0	0	0
9/29	@ATL	Inactive										
10/7	@KC	X		0	2	2	0.0	0.0	0	0	0	0
10/13	TB	X		1	1	2	0.0	0.0	0	0	0	0
10/17	DEN	X		1	0	1	0.0	0.0	0	0	0	0
10/27	@LAC	X		2	0	2	0.0	0.0	0	0	0	0
11/3	@CAR	Inactive										
11/10	ATL	X		0	1	1	0.0	0.0	0	0	0	0
11/17	CLE	X		1	0	1	0.0	0.0	0	0	0	0
12/1	LAR	X		0	1	1	0.0	0.0	0	0	0	0
12/8	@NYG	X		0	1	1	0.0	0.0	0	0	0	0
12/15	WAS	X		2	0	2	0.0	0.0	0	0	0	0
12/23	@GB	X		1	0	1	0.0	0.0	0	0	1	0
12/29	LV	Inactive										
2024 Season		12	0	8	7	15	0.0	0.0	0	0	1	0
Saints Career		12	0	8	7	15	0.0	0.0	0	0	1	0
Career Totals		44	6	33	37	70	0.0	0.0	0	0	3	0

51 Cesar Ruiz

Pos.: C/G Ht.: 6-4 Wt.: 316 Exp.: 5 College: Michigan



Regular Season Career GP/GS: (73/67); 2024: (12/12)

2024 REVIEW: vs. Carolina (9/8): Started at RG. Helped lead Saints to nine straight scoring drives to start game, which tied a franchise record, marked the third time the Saints have done it in any game and was the first by the club in a opener. **at Dallas (9/15):** Started at RG. **vs. Philadelphia (9/22):** Started at RG. **at Atlanta (9/29):** Inactive (knee). **at Kansas City (10/7):** Inactive (knee). **vs. Tampa Bay (10/13):** Inactive (knee). **vs. Denver (10/17):** Inactive (knee). **at L.A. Chargers (10/27):** Started at RG in first game back from injury. **at Carolina (11/3):** Started at RG. **vs. Atlanta (11/10):** Started at RG. **vs. Cleveland (11/17):** Started at RG and paved the way for the Black and Gold rushing attack to run for a season-high 214 yards. **vs. L.A. Rams (12/1):** Started at RG. **at N.Y. Giants (12/8):** Started at RG. **vs. Washington (12/15):** Started at RG. **at Green Bay (12/23):** Started at RG. **vs. Las Vegas (12/29):** Started at RG.

64 Nick Saldiveri

Pos.: OL Ht.: 6-6 Wt.: 316 Exp.: 2 College: Old Dominion



Regular Season Career GP/GS: (15/6); 2024: (11/6)

2024 REVIEW: vs. Carolina (9/8): Played on special teams. **at Dallas (9/15):** Rotated in at LG in the fourth quarter and played on special teams. **vs. Philadelphia (9/22):** Played on special teams and filled in at LG in the third quarter after Cesar Ruiz left the game for one possession. **at Atlanta (9/29):** Played on special teams. **at Kansas City (10/7):** Made his first career NFL start at LG. **vs. Tampa Bay (10/13):** Started at LG. **vs. Denver (10/17):** Started at LG. Suffered a shoulder injury in the third quarter and did not return. **at L.A. Chargers (10/27):** Inactive (shoulder). **at Carolina (11/3):** Rotated in at LG in the second half for the injured Lucas Patrick and played on special teams. **vs. Atlanta (11/10):** Started at LG in place of the injured Lucas Patrick and played on special teams. **vs. Cleveland (11/17):** Started at LG and paved the way for the Black and Gold rushing attack to run for a season-high 214 yards. **vs. L.A. Rams (12/1):** Started at LG and played on special teams. Left the game in the fourth quarter (knee). Placed on Injured Reserve (12/7).



2024 MINI BIOS & STATS

50 Khalen Saunders

Pos.: DT Ht.: 6-0 Wt.: 324 Exp.: 6 College: Western Illinois



Regular Season Career GP/GS: (67/31); 2024: (12/9)

2024 REVIEW: vs. **Carolina (9/8):** Inactive (calf). at **Dallas (9/15):** Inactive (calf). vs. **Philadelphia (9/22):** Inactive (calf). at **Atlanta (9/29):** Rotated in on defense in season debut and recorded one tackle. at **Kansas City (10/7):** Made first start of 2024 on defense and finished with seven tackles (two solo), his most as a Saint, and had his first career interception. Saunders' interception was the first by a Saints defensive lineman since DT Malcolm Roach did so against Carolina (9/19/21). vs. **Tampa Bay (10/13):** Rotated in on defense and finished with two solo tackles. vs. **Denver (10/17):** Inactive (back). at **L.A. Chargers (10/27):** Rotated in on defense and recorded four tackles (three solo) with a sack, his first as a Saint. at **Carolina (11/3):** Started and finished with two tackles (one solo). vs. **Atlanta (11/10):** Made his 25th career start and recorded four tackles (one solo) with one QB hit. vs. **Cleveland (11/17):** Started and finished with two tackles. vs. **L.A. Rams (12/1):** Started in 25th game played as a Saint and recorded one solo tackle. at **N.Y. Giants (12/8):** Started and finished with five tackles (career-high four solo), two QB hits, and a sack. vs. **Washington (12/15):** Started and recorded four tackles. at **Green Bay (12/23):** Made his 25th start as a Saint on defense and finished with four tackles (one solo), one QB hit, one stop for a loss and a career-high two pass breakups. vs. **Las Vegas (12/29):** Started and recorded seven tackles (three solo), tying a season-high.

CAREER-HIGHS: **Tackles** — 8, at Indianapolis (9/5/22); **Solo Tackles** — 4, at N.Y. Giants (12/8/24); **Sacks** — 1 (6x), last at N.Y. Giants (12/8/24); **Tackles for Loss** — 1 (7x), last at Green Bay (12/23/24); **Quarterback Hits** — 2 (2x), at N.Y. Giants (12/8/24) and at Indianapolis (9/25/22); **Interceptions** — 1, at Kansas City (10/7/24); **Passes Defensed** — 2, at Green Bay (12/23/24).

50 DT Khalen Saunders												
Date	Opp.	GP	ST	Solo	Ast	Total	Sack/Yds	INT/Yds	PD	FF	FR	
9/8	CAR	Inactive										
9/15	@DAL	Inactive										
9/22	PHI	Inactive										
9/29	@ATL	X		0	1	1	0.0	0.0	0	0	0	0
10/7	@KC	X	X	2	5	7	0.0	0.0	1	37	1	0
10/13	TB	X		2	0	2	0.0	0.0	0	0	0	0
10/17	DEN	Inactive										
10/27	@LAC	X		3	1	4	1.0	10.0	0	0	0	0
11/3	@CAR	X	X	1	1	2	0.0	0.0	0	0	0	0
11/10	ATL	X	X	1	3	4	0.0	0.0	0	0	0	0
11/17	CLE	X	X	0	2	2	0.0	0.0	0	0	0	0
12/1	LAR	X	X	1	0	1	0.0	0.0	0	0	0	0
12/8	@NYG	X	X	1	0	1	1.0	8.0	0	0	0	0
12/15	WAS	X	X	0	4	4	0.0	0.0	0	0	0	0
12/23	@GB	X	X	1	3	4	0.0	0.0	0	0	2	0
12/29	LV	X	X	3	4	7	0.0	0.0	0	0	0	0
2024 Season		12	9	15	24	39	2.0	18.0	1	37	3	0
Saints Career		29	26	39	57	96	2.0	18.0	1	37	4	0
Career Totals		67	31	79	98	177	6.5	40.5	1	37	6	0

45 Nephi Sewell

Pos.: LB Ht.: 6-0 Wt.: 228 Exp.: 2 College: Utah



Regular Season Career GP/GS: (26/0); 2024: (6/0)

2024 REVIEW: Activated off Reserve/PUP, (11/16). vs. **Cleveland (11/17):** Played on special teams. vs. **L.A. Rams (12/1):** Played on special teams. Recorded one tackle. at **N.Y. Giants (12/8):** Played on special teams. Finished with one tackle. vs. **Washington (12/15):** Played on special teams. at **Green Bay (12/23):** Played on special teams in 25th



2024 MINI BIOS & STATS

career NFL game. **vs. Las Vegas (12/29):** Played on special teams. Finished with two tackles, tying single-game career-best.

ADDITIONAL STATS: Special Teams Tackles — (2023, 5), (2024, 4); **Total: 9; Special Teams Forced Fumbles** — (2023, 1); **Total: 1.**

CAREER HIGHS: Tackles — 8, vs. Detroit (12/3/23); **Solo Tackles** — 5, vs. Detroit (12/3/23); **Tackles for Loss** — 2, vs. Detroit (12/3/23); **Special Teams Tackles** — 2 (2x), last vs. Las Vegas (12/29/24).

45 LB Nephi Sewell												
Date	Opp.	GP	ST	Solo	Ast	Total	Sack/Yds	INT/Yds	PD	FF	FR	
9/8	CAR											Physically Unable to Perform List
9/15	@DAL											Physically Unable to Perform List
9/22	PHI											Physically Unable to Perform List
9/29	@ATL											Physically Unable to Perform List
10/7	@KC											Physically Unable to Perform List
10/13	TB											Physically Unable to Perform List
10/17	DEN											Physically Unable to Perform List
10/27	@LAC											Physically Unable to Perform List
11/3	@CAR											Physically Unable to Perform List
11/10	ATL											Physically Unable to Perform List
11/17	CLE	X		0	0	0	0.0	0.0	0	0	0	0
12/1	LAR	X		0	0	0	0.0	0.0	0	0	0	0
12/8	@NYG	X		0	0	0	0.0	0.0	0	0	0	0
12/15	WAS	X		0	0	0	0.0	0.0	0	0	0	0
12/23	@GB	X		0	0	0	0.0	0.0	0	0	0	0
12/29	LV	X		0	0	0	0.0	0.0	0	0	0	0
2024 Season		5	0	0	0	0	0.0	0.0	0	0	0	0
Career Totals		25	0	7	3	10	0.0	0.0	0	0	0	0

22 Rashid Shaheed

Pos.: WR/RS **Ht.:** 6-0 **Wt.:** 180 **Exp.:** 3 **College:** Weber State



Regular Season Career GP/GS: (33/19); **2024:** (6/5)

2024 REVIEW: vs. Carolina (9/8): Started and handled return duties, finishing with a team-high 73 receiving yards on three catches, including a 59-yard touchdown reception that marked the longest play of the game. Including 60 punt return yards, sparked by a 47-yard runback and a 33-yard kickoff return, Finished with 163 all-purpose yards to open the season. **at Dallas (9/15):** Started and handled return duties, leading team in receiving with 96 yards on four catches, including a career-long 70-yard first quarter TD reception, and rushed three times for 13 yards. **vs. Philadelphia (9/22):** Started and handled return duties. **at Atlanta (9/29):** Started and handled return duties, finishing with a career-high eight catches for 83 yards, two rushes for 14 yards, two punt returns for 17 yards, and three kickoff returns for 75 yards. Now has 609 career punt return yards, surpassing Eric Guliford for ninth place in Saints history. **at Kansas City (10/7):** Rotated in on offense and handled the return duties, finishing with four catches for a team-high 86 yards and a touchdown, also adding one punt return for ten yards and one kick return for a career-long 38 yards. Shaheed's second quarter touchdown catch from 43 yards out was his ninth of 40+ yards, good for second best in the NFL. Shaheed also now has 619 career punt return yards, surpassing Rich Mauti to move into eighth place in Saints history. **vs. Tampa Bay (10/13):** Started and handled the return duties, catching one pass for 11 yards, rushing one time for two yards, returned one kick for 25 yards and returned two punts for 56 yards, including one 54 yard return for a touchdown. Shaheed became only the third Saint with multiple career punts returned for a touchdown, joining Reggie Bush (four) and Tyrone Hughes (two). Shaheed now has 665 career punt return yards, surpassing Mel Gray and Darren Sproles to move into sixth all-time in franchise history. Placed on Injured Reserve with a season-ending knee injury, (10/17).

ADDITIONAL STATS: Punt Returns TDs — (2023, 1), (2024, 1); **Total: 2.**



2024 MINI BIOS & STATS

CAREER HIGHS: Receptions — 8, at Atlanta (9/29/24); **Receiving Yards** — 153, at Indianapolis (10/29/23); **Long Reception** — 70t, at Dallas (9/15/24); **Receiving TDs** — 1 (7x), last at Dallas (9/15/24); **Rushing Attempts** — 3, at Dallas (9/15/24), **Rushing Yards** — 44, vs. Cincinnati (10/16/22); **Punt Returns** — 4 (2x), last at Indianapolis (10/29/23); **Punt Return Yards** — 76, at Green Bay (9/24/23); **Long Punt Return** — 76t, at Green Bay (9/24/23); **Kickoff Returns** — 5, vs. Tennessee (9/10/23); **Kickoff Return Yards** — 110, vs. Tennessee (9/10/23); **Long Kickoff Return** — 38, at Kansas City (10/7/24); **All-Purpose Yards** — 216, vs. Tennessee (9/10/23).

22 WR/RS Rashid Shaheed																							
		Rushing							Receiving					Punt Returns					Kickoff Returns				
Date	Opp.	GP	ST	Att	Yds	Avg.	Lg	TD	Rec	Yds	Avg.	Lg	TD	Ret	Yds	Avg.	Lg	TD	Ret	Yds	Avg.	Lg	TD
9/8	CAR	X	X	0	0	0.0	0	0	3	73	24.3	59t	1	3	60	20.0	47	0	1	33	33.0	33	0
9/15	@DAL	X	X	3	13	4.3	7	0	4	96	24.0	70t	1	0	0	0.0	0	0	0	0	0.0	0	0
9/22	PHI	X	X	0	0	0.0	0	0	0	0	0.0	0	0	0	0	0.0	0	0	0	0	0.0	0	0
9/29	@ATL	X	X	2	14	7.0	13	0	8	83	10.4	25	0	2	17	8.5	17	0	3	75	25.0	33	0
10/7	@KC	X		0	0	0.0	0	0	4	86	21.5	43t	1	1	10	10.0	10	0	1	38	38.0	38	0
10/13	TB	X	X	1	2	2.0	2	0	1	11	11.0	11	0	2	56	28.0	54t	1	1	25	25.0	25	0
10/17	DEN	Reserve/Injured																					
10/27	@LAC	Reserve/Injured																					
11/3	@CAR	Reserve/Injured																					
11/10	ATL	Reserve/Injured																					
11/17	CLE	Reserve/Injured																					
12/1	LAR	Reserve/Injured																					
12/8	@NYG	Reserve/Injured																					
12/15	WAS	Reserve/Injured																					
12/23	@GB	Reserve/Injured																					
12/29	LV	Reserve/Injured																					
2024 Season		6	5	6	29	4.8	13	0	20	349	17.5	70t	3	8	143	17.9	47	1	6	171	28.5	38	0
Career Totals		33	19	17	123	7.2	44t	1	94	1,556	16.6	70t	10	53	675	12.7	76t	2	38	875	23.0	38	0

93 Nathan Shepherd

Pos.: DT Ht.: 6-4 Wt.: 315 Exp.: 7 College: Fort Hayes State



Regular Season Career GP/GS: (105/43); 2024: (15/14)

2024 REVIEW: vs. Carolina (9/8): Started, finishing with four tackles (three solo), including one stop for a loss. **at Dallas (9/15):** Started and recorded three tackles (one solo). **vs. Philadelphia (9/22):** Started and finished with three tackles (two solo). **at Atlanta (9/29):** Started and played on special teams, recording one tackle and one QB hit. **at Kansas City (10/7):** Started and finished with three tackles (one solo). **vs. Tampa Bay (10/13):** Started and recorded three tackles (two solo), including one stop for a loss. **vs. Denver (10/17):** Started and finished with one tackle. **at L.A. Chargers (10/27):** Made his 25th start as a Saint and recorded one tackle. **at Carolina (11/3):** Started and finished with four tackles, two QB hits and a half-sack, his first takedown of 2024. **vs. Atlanta (11/10):** Started and recorded two tackles (one solo) and tied a career-high with two QB hits in 100th career NFL game. **vs. Cleveland (11/17):** Started and finished with two tackles. **vs. L.A. Rams (12/1):** Started and recorded one solo tackle and one sack, his first full takedown of 2024. **at N.Y. Giants (12/8):** Started and played on special teams, finishing with two tackles (one solo). **vs. Washington (12/15):** Started and played on special teams, recording two tackles (one solo). **at Green Bay (12/23):** Inactive (eye). **vs. Las Vegas (12/29):** Rotated in on defense and special teams, finishing with four tackles (two solo).

CAREER HIGHS: Tackles — 7, vs. Carolina (12/10/23); **Solo Tackles** — 4, vs. Carolina (12/10/23); **Sacks** — 1 (8x), last vs. L.A. Rams (12/1/24); **Tackles for Loss** — 2, at L.A. Rams (12/20/20); **QB Hits** — 2 (4x), last vs. Atlanta (11/10/24).



2024 MINI BIOS & STATS

93 DT Nathan Shepherd												
Date	Opp.	GP	ST	Solo	Ast	Total	Sack/Yds	INT/Yds	PD	FF	FR	
9/8	CAR	X	X	3	1	4	0.0	0.0	0	0	0	0
9/15	@DAL	X	X	1	2	3	0.0	0.0	0	0	0	0
9/22	PHI	X	X	2	1	3	0.0	0.0	0	0	0	0
9/29	@ATL	X	X	0	1	1	0.0	0.0	0	0	0	0
10/7	@KC	X	X	1	2	3	0.0	0.0	0	0	0	0
10/13	TB	X	X	2	1	3	0.0	0.0	0	0	0	0
10/17	DEN	X	X	0	1	1	0.0	0.0	0	0	0	0
10/27	@LAC	X	X	0	1	1	0.0	0.0	0	0	0	0
11/3	@CAR	X	X	0	4	4	0.5	2.5	0	0	0	0
11/10	ATL	X	X	1	1	2	0.0	0.0	0	0	0	0
11/17	CLE	X	X	0	2	2	0.0	0.0	0	0	0	0
12/1	LAR	X	X	1	0	1	1.0	9.0	0	0	0	0
12/8	@NYG	X	X	1	1	2	0.0	0.0	0	0	0	0
12/15	WAS	X	X	1	1	2	0.0	0.0	0	0	0	0
12/23	@GB											
Inactive												
12/29	LV	X		2	2	4	0.0	0.0	0	0	0	0
2024 Season		15	14	15	21	36	1.5	11.5	0	0	0	0
Saints Career		32	31	41	45	86	4.5	31.5	0	0	0	0
Career Totals		105	43	101	96	197	10.5	86.5	0	0	0	0

13 Equanimeous St. Brown

Pos.: WR Ht.: 6-5 Wt.: 214 Exp.: 6 College: Notre Dame



Regular Season Career GP/GS: (62/28); 2024: (2/0)

2024 REVIEW: vs. Denver (10/17): Gameday elevation from the practice squad. Rotated in on offense in his Saints debut and first game action of the 2024 season. at L.A. Chargers (10/27): Rotated in on offense.

ADDITIONAL STATS: Special Teams Tackles — (2020, 1), (2021, 6); Total: 7.

CAREER HIGHS: Receptions — 5, at N.Y. Jets (12/23/18); Receiving Yards — 94, at N.Y. Jets (12/23/18); Long Reception — 56, vs. Green Bay (12/4/22); Receiving TDs — 1 (2x), last vs. San Francisco (9/11/22).

13 WR Equanimeous St. Brown									
				Receiving					
Date	Opp.	GP	ST	Rec	Yds	Avg.	Lg	TD	
10/17	DEN	X		0	0	0.0	0	0	
10/27	@LAC	X		0	0	0.0	0	0	
2024 Season		2	0	0	0	0.0	0	0	
Saints Career		2	0	0	0	0.0	0	0	
Career Totals		62	28	63	928	14.7	56	2	

44 Isaiah Stalbird

Pos.: LB Ht.: 6-1 Wt.: 215 Exp.: R College: South Dakota State



Regular Season Career GP/GS: (4/0); 2024: (4/0)

2024 REVIEW: at Dallas (9/15): Gameday practice squad elevation. Played on special teams in NFL debut, recording one tackle. vs. Philadelphia (9/22): Gameday practice squad elevation. Played on special teams, finishing with one tackle. at Kansas City (10/7): Gameday practice squad elevation. Played on special teams and recorded one tackle. Signed to active roster, (12/28). vs. Las Vegas (12/29): Played on special teams.

ADDITIONAL STATS: Special Teams Tackles — (2024, 3); Total: 3.



2024 MINI BIOS & STATS

44 LB Isaiah Stalbird												
Date	Opp.	GP	ST	Solo	Ast	Total	Sack/Yds	INT/Yds	PD	FF	FR	
9/15	@DAL	X		0	0	0	0.0	0.0	0	0	0	0
9/22	PHI	X		0	0	0	0.0	0.0	0	0	0	0
10/7	@KC	X		0	0	0	0.0	0.0	0	0	0	0
12/29	LV	X		0	0	0	0.0	0.0	0	0	0	0
2024 Season		4	0	0	0	0	0.0	0.0	0	0	0	0
Career Totals		4	0	0	0	0	0.0	0.0	0	0	0	0

1 Alontae Taylor

Pos.: CB Ht.: 6-1 Wt.: 199 Exp.: 3 College: Tennessee



Regular Season Career GP/GS: (46/36); 2024: (16/14)

2024 REVIEW: vs. Carolina (9/8): Rotated in at NCB, recording team-high six stops (five solo), a pass breakup, and three sacks. Became the first Saints DB to ever record three sacks in a game and sparked the Saints defense to a statement win in opener, holding Carolina to 193 yards (135 passing and 58 rushing) and 3.5 yards per play. **at Dallas (9/15):** Started at NCB and led the team in tackles for the second consecutive week, recording a career-high nine stops (seven solo), including one stop for a loss. **vs. Philadelphia (9/22):** Rotated in at NCB, finishing with four tackles (two solo), a pass breakup, a forced fumble, and a half-sack. Taylor's forced fumble was the first of his career. **at Atlanta (9/29):** Started at NCB and finished with four solo tackles and two pass breakups. **at Kansas City (10/7):** Made his 25th career start at NCB and recorded five tackles (four solo) with two stops for a loss and a forced fumble. **vs. Tampa Bay (10/13):** Started at NCB and finished with six tackles (four solo), including a stop for a loss, and a pass breakup. **vs. Denver (10/17):** Started at NCB and recorded seven tackles (five solo) with a pass breakup. **at L.A. Chargers (10/27):** Started at NCB and finished with three tackles (one solo), a pass breakup, and a half-sack. Taylor now has four sacks, tied for the most in a single season by a Saints cornerback with Alex Molden (1997). **at Carolina (11/3):** Made first career start at LCB, finishing with four tackles (three solo) and a season-high three pass breakups. **vs. Atlanta (11/10):** Started at LCB and tied a career-high with nine tackles (seven solo). **vs. Cleveland (11/17):** Started at LCB and finished with eight tackles (five solo) and two pass breakups. **vs. L.A. Rams (12/1):** Started at LCB and recorded five tackles (three solo). **at N.Y. Giants (12/8):** Started at LCB and finished with three tackles (two solo) with one pass breakup. **vs. Washington (12/15):** Started at LCB and recorded five tackles (three solo). Taylor now has 79 tackles on the season, marking a new career-high. **at Green Bay (12/23):** Started at LCB and finished with six tackles (two solo) and one pass breakup. **vs. Las Vegas (12/29):** Started at LCB and recorded two solo tackles with two pass breakups.

ADDITIONAL STATS: Special Teams Tackles — (2022, 1); **Total: 1.**

CAREER HIGHS: Tackles — 9 (2x), vs. Atlanta (11/10/24) and at Dallas (9/15/24); **Solo Tackles** — 7 (2x), vs. Atlanta (11/10/24) and at Dallas (9/15/24); **Tackles for Loss** — 3, vs. Carolina (9/8/24); **Interceptions** — 1 (2x), vs. Atlanta (1/7/24) and at Tampa Bay (12/31/23); **Passes Defensed** — 5, at Green Bay (9/24/23); **Forced Fumbles** — 1 (2x), at Kansas City (10/7/24) and vs. Philadelphia (9/22/24); **Sacks** — 3 (franchise record for DBs), vs. Carolina (9/8/24); **Quarterback Hits** — 3, vs. Carolina (9/8/24); **Special Teams Tackles** — 1, at Cleveland (12/24/22).



2024 MINI BIOS & STATS

1 CB Alontae Taylor													
Date	Opp.	GP	ST	Solo	Ast	Total	Sack/Yds	INT/Yds	PD	FF	FR		
9/8	CAR	X		5	1	6	3.0	26.0	0	0	1	0	0
9/15	@DAL	X	X	7	2	9	0.0	0.0	0	0	0	0	0
9/22	PHI	X		2	3	5	0.5	4.0	0	0	1	1	0
9/29	@ATL	X	X	4	0	4	0.0	0.0	0	0	2	0	0
10/7	@KC	X	X	4	1	5	0.0	0.0	0	0	0	1	0
10/13	TB	X	X	4	2	6	0.0	0.0	0	0	1	0	0
10/17	DEN	X	X	5	2	7	0.0	0.0	0	0	1	0	0
10/27	@LAC	X	X	1	2	3	0.5	2.5	0	0	1	0	0
11/3	@CAR	X	X	3	1	4	0.0	0.0	0	0	3	0	0
11/10	ATL	X	X	7	2	9	0.0	0.0	0	0	0	0	0
11/17	CLE	X	X	5	3	8	0.0	0.0	0	0	2	0	0
12/1	LAR	X	X	3	2	5	0.0	0.0	0	0	0	0	0
12/8	@NYG	X	X	2	1	3	0.0	0.0	0	0	1	0	0
12/15	WAS	X	X	3	2	5	0.0	0.0	0	0	0	0	0
12/23	@GB	X	X	2	4	6	0.0	0.0	0	0	1	0	0
12/29	LV	X	X	2	0	2	0.0	0.0	0	0	2	0	0
2024 Season		16	14	59	28	87	4.0	32.5	0	0	16	2	0
Career Totals		46	36	153	54	207	5.0	46.5	2	16	41	2	0

30 Roderic Teamer Jr.

Pos.: S Ht.: 6-0 Wt.: 205 Exp.: 5 College: Tulane



Regular Season Career GP/GS: (42/11); 2024: (2/0)

2024 REVIEW: Signed to practice squad, (10/22). at L.A. Chargers (10/27): Gameday practice squad elevation. Played on special teams in his first game as a Saint. at Carolina (11/3): Gameday practice squad elevation. Played on special teams. Placed on Reserve/Suspended list by the Commissioner, (12/4).

ADDITIONAL STATS: Special Teams Tackles — (2019, 10), (2020, 5), (2021, 3), (2022, 1), (2023, 2), (2024, 1); Total: 22; Special Teams Fumble Recoveries — (2019, 1); Total: 1.

CAREER HIGHS: Tackles — 9 (2x), vs. Denver (10/6/19) and vs. at Chicago (10/27/19); Solo Tackles — 8, at Chicago (10/27/19); Sacks — 1, at Chicago (10/27/19); Passes Defensed — 1 (3x), last vs. L.A. Chargers (1/9/22); Interceptions — 1, at Tennessee (10/20/19); Special Teams Tackles — 2 (2x), vs. Chicago (10/10/21) and at L.A. Rams (12/8/22).

30 S Roderic Teamer Jr.													
Date	Opp.	GP	ST	Solo	Ast	Total	Sack/Yds	INT/Yds	PD	FF	FR		
10/27	@LAC	X		0	0	0	0.0	0.0	0	0	0	0	0
11/3	@CAR	X		0	0	0	0.0	0.0	0	0	0	0	0
2024 Season		2	0	0	0	0	0.0	0.0	0	0	0	0	0
Saints Career		2	0	0	0	0	0.0	0.0	0	0	0	0	0
Career Totals		42	11	67	26	93	1.0	0.0	1	3	3	0	0

84 Mason Tipton

Pos.: WR Ht.: 5-11 Wt.: 187 Exp.: R College: Yale



Regular Season Career GP/GS: (11/1); 2024: (11/1)

2024 REVIEW: vs. Carolina (9/8): Rotated in on offense in his NFL debut, catching one pass for six yards. at Dallas (9/15): Rotated in on offense. vs. Philadelphia (9/22): Rotated in on offense and finished with two receptions for 11 yards. at Atlanta (9/29): Rotated in on offense and caught one pass for six yards. at Kansas City (10/7): Rotated in on offense and caught one pass for two yards. vs. Tampa Bay (10/13): Rotated in on offense and special teams, catching



2024 MINI BIOS & STATS

one pass for 15 yards. **vs. Denver (10/17):** Made the first start of his NFL career and caught a season-high six passes for 45 yards. Also returned one kick 21 yards. **at L.A. Chargers (10/27):** Rotated in on offense and caught two passes for 14 yards. **at Carolina (11/3):** Rotated in on offense and special teams. **vs. Atlanta (11/10):** Rotated in on offense and special teams. **vs. Cleveland (11/17):** Inactive. **vs. L.A. Rams (12/1):** Inactive. **at N.Y. Giants (12/8):** Inactive. **vs. Washington (12/15):** Inactive. **at Green Bay (12/23):** Rotated in on offense. **vs. Las Vegas (12/29):** Inactive.

ADDITIONAL STATS: Kickoff Returns — (1 return for 21 yards, 2024); **Total: 1 return for 21 yards.**

CAREER HIGHS: Receptions — 6, vs. Denver (10/17/24); **Receiving Yards** — 45, vs. Denver (10/17/24); **Long Reception** — 15, vs. Tampa Bay (10/13/24); **Kickoff Returns** — 1, vs. Denver (10/17/24); **Kickoff Return Yards** — 21, vs. Denver (10/17/24).

84 WR Mason Tipton								
				Receiving				
Date	Opp.	GP	ST	Rec	Yds	Avg.	Lg	TD
9/8	CAR	X		1	6	6.0	6	0
9/15	@DAL	X		0	0	0.0	0	0
9/22	PHI	X		2	11	5.5	6	0
9/29	@ATL	X		1	6	6.0	6	0
10/7	@KC	X		1	2	2.0	2	0
10/13	TB	X		1	15	15.0	15	0
10/17	DEN	X	X	6	45	7.5	9	0
10/27	@LAC	X		2	14	7.0	10	0
11/3	@CAR	X		0	0	0.0	0	0
11/10	ATL	X		0	0	0.0	0	0
11/17	CLE	Inactive						
12/1	LAR	Inactive						
12/8	@NYG	Inactive						
12/15	WAS	Inactive						
12/23	@GB	X		0	0	0.0	0	0
12/29	LV	Inactive						
2024 Season		11	1	14	99	7.1	15	0
Career Totals		11	1	14	99	7.1	15	0

98 Payton Turner

Pos.: DE **Ht.:** 6-6 **Wt.:** 270 **Exp.:** 4 **College:** Houston



Regular Season Career GP/GS: (30/0); **2024:** (15/0)

2024 REVIEW: vs. Carolina (9/8): Rotated in at DE and on special teams, finishing with one pass breakup, the first of his NFL career. **at Dallas (9/15):** Rotated in at DE and on special teams. **vs. Philadelphia (9/22):** Rotated in at DE and on special teams, finishing with his first career coverage. **at Atlanta (9/29):** Rotated in at DE and on special teams, recording three tackles, his first career forced fumble and his first sack of the season. **at Kansas City (10/7):** Inactive (knee). **vs. Tampa Bay (10/13):** Rotated in at DE and special teams, recording a coverage tackle. **vs. Denver (10/17):** Rotated in at DE and special teams, finishing with a pass breakup. **at L.A. Chargers (10/27):** Rotated in at DE and special teams, finishing with two tackles (one solo). **at Carolina (11/3):** Rotated in at DE and special teams, recording two solo tackles, including a stop for a loss. **vs. Atlanta (11/10):** Rotated in at DE and special teams, finishing with season-high four tackles (two solo) with a pass breakup, a forced fumble, two QB hits and a sack. Turner's forced fumble was his second of 2024, with his first previously coming against the Falcons in Week Four matchup in Atlanta. **vs. Cleveland (11/17):** Rotated in at DE and special teams, finished with one tackle. **vs. L.A. Rams (12/1):** Rotated in at DE and on special teams, recording one tackle. **at N.Y. Giants (12/8):** Rotated in at DE and special teams, finishing with one solo tackle and a pass breakup. **vs. Washington (12/15):** Rotated in at DE and special teams, recording three tackles. **at Green Bay (12/23):** Rotated in at DE and special teams, finishing with one tackle. **vs. Las Vegas (12/29):** Rotated in at DE and special teams, recording one solo tackle. Left in fourth quarter (ankle).

ADDITIONAL STATS: Blocked Field Goals — (2022, 1); **Total: 1; Special Teams Tackles** — (2024, 3); **Total: 3.**



2024 MINI BIOS & STATS

CAREER HIGHS: Tackles — 5 (2x), at Carolina (9/19/21) and at Pittsburgh (11/13/22); **Solo Tackles** — 4, at Carolina (9/19/21) and at Pittsburgh (11/13/22); **Sacks** — 2, vs. Las Vegas (10/30/22); **Tackles for Loss** — 3, at Carolina (9/19/21); **Quarterback Hits** — 2 (4x), last vs. Atlanta (11/10/24); **Passes Defensed** — 1 (4x), last at N.Y. Giants (12/8/24); **Forced Fumbles** — 1 (2x), vs. Atlanta (11/10/24) and at Atlanta (9/29/24); **Fumble Recoveries** — 1, vs. Atlanta (1/7/24).

98 DE Payton Turner													
Date	Opp.	GP	ST	Solo	Ast	Total	Sack/Yds	INT/Yds	PD	FF	FR		
9/8	CAR	X		0	0	0	0.0	0.0	0	0	1	0	0
9/15	@DAL	X		0	0	0	0.0	0.0	0	0	0	0	0
9/22	PHI	X		0	0	0	0.0	0.0	0	0	0	0	0
9/29	@ATL	X		2	1	3	1.0	11.0	0	0	1	0	0
10/7	@KC			Inactive									
10/13	TB	X		0	0	0	0.0	0.0	0	0	0	0	0
10/17	DEN	X		0	0	0	0.0	0.0	0	1	0	0	0
10/27	@LAC	X		1	1	2	0.0	0.0	0	0	0	0	0
11/3	@CAR	X		2	0	2	0.0	0.0	0	0	0	0	0
11/10	ATL	X		2	2	4	1.0	5.0	0	1	1	0	0
11/17	CLE	X		0	1	1	0.0	0.0	0	0	0	0	0
12/1	LAR	X		0	1	1	0.0	0.0	0	0	0	0	0
12/8	@NYG	X		1	0	1	0.0	0.0	0	1	0	0	0
12/15	WAS	X		0	3	3	0.0	0.0	0	0	0	0	0
12/23	@GB	X		0	1	1	0.0	0.0	0	0	0	0	0
12/29	LV	X		1	0	1	0.0	0.0	0	0	0	0	0
2024 Season		15	0	9	10	19	2.0	16.0	0	0	4	2	0
Career Totals		30	0	29	19	48	5.0	35.0	0	0	4	2	1

74 Oli Udoh

Pos.: OL Ht.: 6-6 Wt.: 320 Exp.: 6 College: Elon



Regular Season Career GP/GS: (56/19); 2024: (13/1)

2024 REVIEW: vs. Carolina (9/8): Rotated in at RG and special teams in Saints debut. **at Dallas (9/15):** Rotated in at RG in the fourth quarter and played on special teams. **vs. Philadelphia (9/22):** Played on special teams and filled in at RG for one third quarter possession after Cesar Ruiz left the game for medical evaluation. **at Atlanta (9/29):** Rotated in at T in the jumbo package and played on special teams. **at Kansas City (10/7):** Dressed but did not play. **vs. Tampa Bay (10/13):** Dressed but did not play. **vs. Denver (10/17):** Played on special teams. **at L.A. Chargers (10/27):** Played on special teams. **at Carolina (11/3):** Played on special teams. **vs. Atlanta (11/10):** Rotated in at LT for the injured Taliese Fuaga and played on special teams. **vs. Cleveland (11/17):** Rotated in at T in the jumbo package and played on special teams. **vs. L.A. Rams (12/1):** Played on special teams. **at N.Y. Giants (12/8):** Played on special teams. **vs. Washington (12/15):** Played on special teams. **at Green Bay (12/23):** Dressed but did not play. **vs. Las Vegas (12/29):** Made his first start as a Saint at LG and played on special teams.

10 Marquez Valdes-Scantling

Pos.: WR Ht.: 6-4 Wt.: 206 Exp.: 7 College: South Florida



Regular Season Career GP/GS: (105/67); 2024: (13/7)

2024 REVIEW: Signed to the active roster, (10/22). **at L.A. Chargers (10/27):** Inactive. **at Carolina (11/3):** Started in his Saints debut and caught one pass for five yards. **vs. Atlanta (11/10):** Started in his 100th career NFL game and finished with three catches for a team-leading 109 yards with two touchdowns. Tied a career-high for scoring grabs and was the first Saints receiver to have multiple touchdown grabs in a single game since A.T. Perry last did so in the 2023 finale against Atlanta. **vs. Cleveland (11/17):** Started. Finished with two catches for a team-best 87 yards and a



2024 MINI BIOS & STATS

touchdown. **vs. L.A. Rams (12/1)**: Started. Recorded two catches for 36 yards and a touchdown. Had four touchdowns with the Saints in his first four games. **at N.Y. Giants (12/8)**: Started. Finished with four catches for 51 yards. Valdes-Scantling now has 200 career catches. **vs. Washington (12/15)**: Started. Had two catches for a team-high 64 yards along with one rush for four yards. **at Green Bay (12/23)**: Inactive (chest/illness). **vs. Las Vegas (12/29)**: Started.

CAREER HIGHS: Receptions — 7, at Detroit (10/7/18); **Receiving Yards** — 149, vs. Jacksonville (11/15/20); **Long Reception** — 78t, vs. Jacksonville (11/15/20); **Touchdowns** — 2 (2x), last vs. Atlanta (11/10/24).

10 WR Marquez Valdes-Scantling										
				Receiving						
Date	Opp.	GP	ST	Rec	Yds	Avg.	Lg	TD		
10/27	@LAC			Inactive						
11/3	@CAR	X	X	1	5	5.0	5	0		
11/10	ATL	X	X	3	109	36.3	67	2		
11/17	CLE	X	X	2	87	43.5	71t	1		
12/1	LAR	X	X	2	36	18.0	28t	1		
12/8	@NYG	X	X	4	51	12.8	22	0		
12/15	WAS	X	X	2	64	32.0	39	0		
12/23	@GB			Inactive						
12/29	LV	X	X	0	0	0.0	0	0		
2024 Season		13	7	16	388	24.3	71t	4		
Saints Career		7	7	14	352	25.1	71t	4		
Career Totals		105	67	202	3,533	17.5	78t	20		

91 Kendal Vickers

Pos.: DT **Ht.:** 6-3 **Wt.:** 295 **Exp.:** 3 **College:** Tennessee



Regular Season Career GP/GS: (27/2); **2024:** (1/0)

2024 REVIEW: vs. Carolina (9/8): Gameday elevation from the practice squad. Finished with two tackles (one solo). Practice squad contract terminated, (12/17).

CAREER HIGHS: Tackles — 4, vs. Arizona (9/18/22); **Solo Tackles** — 2, vs. Kansas City (11/22/20); **Sacks** — 1 (2x), last vs. Miami (12/26/20); **Tackles for Loss** — 1 (3x), last vs. Miami (12/26/20); **Quarterback Hits** — 2, vs. L.A. Chargers (12/17/20).

91 DT Kendal Vickers												
Date	Opp.	GP	ST	Solo	Ast	Total	Sack/Yds	INT/Yds	PD	FF	FR	
9/8	CAR	X		1	1	2	0.0	0.0	0	0	0	0
2024 Season		1	0	1	1	2	0.0	0.0	0	0	0	0
Saints Career		1	0	1	1	2	0.0	0.0	0	0	0	0
Career Totals		27	2	11	13	24	2.0	14.0	0	0	0	0

20 Pete Werner

Pos.: LB **Ht.:** 6-3 **Wt.:** 242 **Exp.:** 4 **College:** Ohio State



Regular Season Career GP/GS: (56/48); **2024:** (13/13)

2024 REVIEW: vs. Carolina (9/8): Started at WLB in opener, finishing with two tackles (one solo). **at Dallas (9/15)**: Started at WLB. Recorded eight tackles (five solo). **vs. Philadelphia (9/22)**: Started at WLB. Finished with five tackles (three solo). **at Atlanta (9/29)**: Made second career start at MLB in place of the injured Demario Davis. Recorded six tackles (three solo). **at Kansas City (10/7)**: Inactive (groin). **vs. Tampa Bay (10/13)**: Inactive (groin). **vs. Denver (10/17)**: Inactive (hamstring). **at L.A. Chargers (10/27)**: Started at WLB in first game back from injury. Tied for team lead with nine tackles (seven solo), including two stops for a loss. **at Carolina (11/3)**: Started at WLB. Finished with a



2024 MINI BIOS & STATS

team-high eight tackles (five solo), including one stop for a loss. **vs. Atlanta (11/10):** Started at WLB in 50th career NFL game. Recorded five tackles (four solo) with one pass breakup. Left (hand) in fourth quarter and did not return. **vs. Cleveland (11/17):** Started at WLB and finished with six tackles (three solo). **vs. L.A. Rams (12/1):** Started at WLB and recorded eight tackles (seven solo). **at N.Y. Giants (12/8):** Started at WLB and finished with six tackles (five solo). **vs. Washington (12/15):** Started at WLB and recorded seven tackles (two solo). **at Green Bay (12/23):** Started at WLB and finished with nine tackles (two solo). **vs. Las Vegas (12/29):** Started at WLB and recorded a season-high 13 tackles (seven solo), which also tied a career-best.

ADDITIONAL STATS: Special Teams Tackles — (2021, 2), (2022, 1); **Total: 3.**

CAREER HIGHS: Tackles — 13 (2x), last vs. Las Vegas (12/29/24); **Solo Tackles** — 11, at Atlanta (9/11/22); **Sacks** — 0.5, at Atlanta (11/26/23); **Tackles for Loss** — 2 (2x), last at L.A. Rams (12/21/23); **Quarterback Hits** — 1 (2x), last vs. Tennessee (9/10/23); **Passes Defensed** — 1 (5x), last vs. Atlanta (11/10/24); **Interceptions** — 1, at New England (10/8/23); **Forced Fumbles** — 1 (2x), last vs. Seattle (10/9/22); **Fumble Recoveries** — 1 (2x), vs. Carolina (12/10/23) and vs. Chicago (11/5/23).

20 LB Pete Werner												
Date	Opp.	GP	ST	Solo	Ast	Total	Sack/Yds	INT/Yds	PD	FF	FR	
9/8	CAR	X	X	1	1	2	0.0	0.0	0	0	0	0
9/15	@DAL	X	X	5	3	8	0.0	0.0	0	0	0	0
9/22	PHI	X	X	3	2	5	0.0	0.0	0	0	0	0
9/29	@ATL	X	X	3	3	6	0.0	0.0	0	0	0	0
10/7	@KC	Inactive										
10/13	TB	Inactive										
10/17	DEN	Inactive										
10/27	@LAC	X	X	7	2	9	0.0	0.0	0	0	0	0
11/3	@CAR	X	X	5	3	8	0.0	0.0	0	0	0	0
11/10	ATL	X	X	4	1	5	0.0	0.0	0	0	1	0
11/17	CLE	X	X	3	3	6	0.0	0.0	0	0	0	0
12/1	LAR	X	X	7	1	8	0.0	0.0	0	0	0	0
12/8	@NYG	X	X	5	1	6	0.0	0.0	0	0	0	0
12/15	WAS	X	X	2	5	7	0.0	0.0	0	0	0	0
12/23	@GB	X	X	2	7	9	0.0	0.0	0	0	0	0
12/29	LV	X	X	7	6	13	0.0	0.0	0	0	0	0
2024 Season		13	13	54	38	92	0.0	0.0	0	0	1	0
Career Totals		56	48	205	118	323	0.5	4.0	1	0	5	2

21 Jamaal Williams

Pos.: RB **Ht.:** 6-0 **Wt.:** 224 **Exp.:** 8 **College:** BYU



Regular Season Career GP/GS: (116/45); **2024:** (13/0)

2024 REVIEW: vs. Carolina (9/8): Rotated in on offense and played on special teams, finishing with 11 carries for 38 yards and a TD, one reception for 13 yards, and one 32-yard kickoff return. **at Dallas (9/15):** Rotated in on offense and played on special teams, finishing with 39 yards on eight rushing attempts. **vs. Philadelphia (9/22):** Rotated in on offense and special teams, finishing with one rush for a loss of one yard and one catch for no gain. **at Atlanta (9/29):** Rotated in on offense and special teams, finishing with three carries for 11 yards and two receptions for eight yards. **at Kansas City (10/7):** Rotated in on offense and special teams, finishing with two carries for nine yards and returned two kicks for 47 yards. **vs. Tampa Bay (10/13):** Rotated in on offense and special teams, rushing twice for seven yards. **vs. Denver (10/17):** Rotated in on offense and special teams, rushing three times for 17 yards. **at L.A. Chargers (10/27):** Rotated in on offense, finishing with two carries for four yards. **at Carolina (11/3):** Inactive (groin). **vs. Atlanta (11/10):** Inactive (groin). **vs. Cleveland (11/17):** Inactive (groin). **vs. L.A. Rams (12/1):** Rotated in on offense, finishing with a seven-yard reception. **at N.Y. Giants (12/8):** Rotated in on offense and special teams, rushing three times for five yards, catching two passes for 10 yards and returned one kickoff 16 yards. **vs. Washington (12/15):** Rotated in on offense and special teams, finishing with two kickoff returns for 57 yards. **at Green Bay (12/23):** Rotated in on offense



2024 MINI BIOS & STATS

and special teams, rushing three times for eight yards and returned three kickoffs for 78 yards. **vs. Las Vegas (12/29):** Rotated in on offense and special teams, finishing with two carries for 12 yards and caught one pass for 12 yards.

ADDITIONAL STATS: Two-Point Conversions — (2020, 2), (2022, 1); **Total: 3.**

CAREER HIGHS: Receptions — 8 (2x), vs. Atlanta (10/5/20) and vs. San Francisco (9/12/21); **Receiving Yards** — 95, vs. Atlanta (10/5/20); **Long Reception** — 54t, at Pittsburgh (11/26/17); **Receiving TDs** — 1 (8x), last at Indianapolis (11/22/20); **Rushes** — 24, vs. Green Bay (11/6/22); **Rushing Yards** — 144, vs. Chicago (1/1/23); **Long Rush** — 58, vs. Chicago (1/1/23); **Rushing TDs** — 3, at N.Y. Giants (11/20/22); **Total TDs** — 3, at N.Y. Giants (11/20/22); **Total Yards From Scrimmage** — 157, vs. Chicago (1/1/23).

21 RB Jamaal Williams													
Date	Opp.	GP	ST	Rushing					Receiving				
				Att	Yds	Avg.	Lg	TD	Rec	Yds	Avg.	Lg	TD
9/8	CAR	X		11	38	3.5	14t	1	1	13	13.0	13	0
9/15	@DAL	X		8	39	4.9	11	0	0	0	0.0	0	0
9/22	PHI	X		1	-1	-1.0	-1	0	1	0	0.0	0	0
9/29	@ATL	X		3	11	3.7	4	0	2	8	4.0	4	0
10/7	@KC	X		2	9	4.5	9	0	0	0	0.0	0	0
10/13	TB	X		2	7	3.5	9	0	0	0	0.0	0	0
10/17	DEN	X		3	17	5.7	13	0	0	0	0.0	0	0
10/27	@LAC	X		2	4	2.0	2	0	0	0	0.0	0	0
11/3	@CAR			Inactive									
11/10	ATL			Inactive									
11/17	CLE			Inactive									
12/1	LAR	X		0	0	0.0	0	0	1	7	7.0	7	0
12/8	@NYG	X		3	5	1.7	2	0	2	10	5.0	5	0
12/15	WAS	X		0	0	0.0	0	0	0	0	0.0	0	0
12/23	@GB	X		3	8	2.7	4	0	0	0	0.0	0	0
12/29	LV	X		2	12	6.0	8	0	1	12	12.0	12	0
2024 Season		13	0	40	149	3.7	14t	1	8	50	6.3	13	0
Saints Career		26	4	146	455	3.1	17	2	26	112	4.3	13	0
Career Totals		116	44	1,061	4,107	3.9	58	32	186	1,303	7.0	54t	8

11 Cedrick Wilson Jr.

Pos.: WR **Ht.:** 6-2 **Wt.:** 197 **Exp.:** 7 **College:** Boise State



Regular Season Career GP/GS: (82/10); **2024:** (14/3)

2024 REVIEW: vs. Carolina (9/8): Rotated in on offense and special teams in Saints debut, recording a coverage tackle. **at Dallas (9/15):** Rotated on offense and special teams, finishing with a coverage tackle. Left in second quarter (abdomen) and did not return. **vs. Philadelphia (9/22):** Rotated on offense and special teams, finishing with a three-yard catch. **at Atlanta (9/29):** Rotated on offense and special teams. **at Kansas City (10/7):** Rotated on offense and on special teams, recording a coverage tackle. **vs. Tampa Bay (10/13):** Rotated on offense and special teams, catching two passes for 28 yards and had career-best four coverage tackles. **vs. Denver (10/17):** Rotated on offense and special teams in 75th career NFL game, leading team in receiving with six catches for 57 yards and a touchdown, his first as a Saint. **at L.A. Chargers (10/27):** Inactive (hip). **at Carolina (11/3):** Rotated in on offense and special teams, finishing with two catches for 34 yards. **vs. Atlanta (11/10):** Inactive (shoulder). **vs. Cleveland (11/17):** Rotated in on offense and special teams. **vs. L.A. Rams (12/1):** Rotated in on offense and special teams, finishing with a 19-yard catch. **at N.Y. Giants (12/8):** Rotated in on offense and played on special teams, finishing with an 18-yard catch. **vs. Washington (12/15):** Made first start as a Saint on offense and played on special teams, finishing with a 21-yard touchdown pass to Alvin Kamara on his lone attempt. 21-yard touchdown pass was the second of his career, last doing so in 2020 against the Giants as a member of the Cowboys. **at Green Bay (12/23):** Started and played on special teams, finishing with a 13-yard catch. **vs. Las Vegas (12/29):** Started and played on special teams, finishing with three catches for 17 yards.



2024 MINI BIOS & STATS

ADDITIONAL STATS: Special Teams Tackles — (2020, 1), (2021, 1), (2024, 9); **Total: 11.**

CAREER HIGHS: Receptions — 7, vs. Las Vegas (11/25/21); **Receiving Yards** — 119, at Philadelphia (1/8/22); **Long Reception** — 73t, at Minnesota (10/31/21); **Receiving TDs** — 2 (2x), last at Philadelphia (1/8/22); **Passing Touchdowns** — 1 (2x), vs. Washington (12/15/24) and vs. N.Y. Giants (10/11/20).

11 WR Cedrick Wilson Jr.								
				Receiving				
Date	Opp.	GP	ST	Rec	Yds	Avg.	Lg	TD
9/8	CAR	X		0	0	0.0	0	0
9/15	@DAL	X		0	0	0.0	0	0
9/22	PHI	X		1	3	3.0	3	0
9/29	@ATL	X		0	0	0.0	0	0
10/7	@KC	X		0	0	0.0	0	0
10/13	TB	X		2	28	14.0	25	0
10/17	DEN	X		6	57	9.5	17	1
10/27	@LAC			Inactive				
11/3	@CAR	X		2	34	17.0	18	0
11/10	ATL			Inactive				
11/17	CLE	X		0	0	0.0	0	0
12/1	LAR	X		1	19	19.0	19	0
12/8	@NYG	X		1	18	18.0	18	0
12/15	WAS	X	X	0	0	0.0	0	0
12/23	@GB	X	X	1	13	13.0	13	0
12/29	LV	X	X	3	17	5.7	9	0
2024 Season		14	3	17	189	11.1	25	1
Saints Career		14	3	17	189	11.1	25	1
Career Totals		82	10	118	1,458	12.4	73t	12

49 Zach Wood

Pos.: LS **Ht.:** 6-3 **Wt.:** 255 **Exp.:** 8 **College:** SMU



Regular Season Career GP: (131); **2024:** (16)

2024 REVIEW: vs. Carolina (9/8): Handled the snapping duties. **at Dallas (9/15):** Handled the snapping duties. **vs. Philadelphia (9/22):** Handled the snapping duties. **at Atlanta (9/29):** Handled the snapping duties. **at Kansas City (10/7):** Handled the snapping duties. **vs. Tampa Bay (10/13):** Handled the snapping duties, recording one coverage tackle. **vs. Denver (10/17):** Handled the snapping duties. **at L.A. Chargers (10/27):** Handled the snapping duties. **at Carolina (11/3):** Handled the snapping duties and finished with one coverage tackle. **at Atlanta (11/10):** Handled the snapping duties in his 125th career game. **vs. Cleveland (11/17):** Handled the snapping duties. **vs. L.A. Rams (12/1):** Handled the snapping duties. **at N.Y. Giants (12/8):** Handled the snapping duties. **vs. Washington (12/15):** Handled the snapping duties. **at Green Bay (12/23):** Handled the snapping duties. **vs. Las Vegas (12/29):** Handled the snapping duties in his 131st career game on Sunday, moving into a tie for 26th with Pro Football Hall of Fame T William Roaf (Class of 2012) in club history for games played.

ADDITIONAL STATS: Special Teams Tackles — (2018, 1), (2022, 4), (2023, 2), (2024, 2); **Total: 9.**

99 Chase Young

Pos.: DE **Ht.:** 6-5 **Wt.:** 265 **Exp.:** 5 **College:** Ohio State



Regular Season Career GP/GS: (59/32); **2024:** (16/0)

2024 REVIEW: vs. Carolina (9/8): Rotated in at DE in his Saints debut, recording two QB hits. **at Dallas (9/15):** Rotated in at DE, finishing with four tackles (two solo), two QB hits, and a half-sack, his first as a Saint. **vs. Philadelphia (9/22):** Rotated in at DE and recorded four tackles (one solo) with three QB hits, tying a career-high. **at Atlanta (9/29):** Rotated in at DE and finished with three solo tackles, including one stop for a loss, and one QB hit. **at Kansas City (10/7):** Rotated in at DE and recorded three tackles (two solo) with two QB hits and a sack, his first full sack as a member of the



2024 MINI BIOS & STATS

Black and Gold. **vs. Tampa Bay (10/13):** Rotated in at DE and finished with two solo tackles, including one stop for a loss, and one QB hit. **vs. Denver (10/17):** Rotated in at DE in 50th career NFL game. **at L.A. Chargers (10/27):** Rotated in at DE. Recorded two tackles (one solo), a pass breakup, his first as a Saint, a half-sack and two QB hits. **at Carolina (11/3):** Rotated in at DE. Sacked QB Bryce Young on a two-point conversion attempt. **vs. Atlanta (11/10):** Rotated in at DE. Finished with one solo tackle, two QB hits, a forced fumble and a sack. Young's fourth quarter strip-sack of QB Kirk Cousins stalled the Falcons' offense and kept them out of field goal range to tie game, helping seal a Saints victory to snap the Black and Gold's seven-game losing streak. **vs. Cleveland (11/17):** Rotated in at DE and finished with two tackles (one solo) and a half-sack. **vs. L.A. Rams (12/1):** Rotated in at DE and recorded a QB hit. **at N.Y. Giants (12/8):** Rotated in at DE and finished with one tackle, a pass breakup and three QB hits, tying a career-best. **vs. Washington (12/15):** Rotated in at DE and recorded three solo tackles and two sacks. Young's two sacks tied a single-game career-high. Young's two sacks were two of eight by the Saints defense (Amadi, Davis, Gay, Granderson, Jordan, Young), which marked a new season-high and tied for second best in franchise history, last recording eight sacks in a game against Atlanta during the 2022 season (11/22/20). Young's sack in the second quarter was also one of five in the first half, tying a franchise record for the most sacks in a half. **at Green Bay (12/23):** Rotated in at DE and finished with two solo tackles. **vs. Las Vegas (12/29):** Rotated in at DE and recorded three tackles (two solo).

CAREER HIGHS: Tackles — 6 (2x), last at San Francisco (12/13/20); **Solo Tackles** — 5, vs. Dallas (10/25/20); **Tackles for Loss** — 3, at N.Y. Giants (10/22/23); **Sacks** — 2 (2x), vs. Washington (12/15/24) and at N.Y. Giants (10/22/23); **Quarterback Hits** — 3 (4x), last at N.Y. Giants (12/8/24); **Passes Defensed** — 2, at San Francisco (12/13/20); **Forced Fumbles** — 1 (6x), last at Denver (10/31/21); **Fumble Recoveries** — 1 (3x), last at Philadelphia (1/3/21).

99 DE Chase Young												
Date	Opp.	GP	ST	Solo	Ast	Total	Sack/Yds	INT/Yds	PD	FF	FR	
9/8	CAR	X		0	0	0	0.0	0.0	0	0	0	
9/15	@DAL	X		2	2	4	0.5	3.0	0	0	0	
9/22	PHI	X		1	3	4	0.0	0.0	0	0	0	
9/29	@ATL	X		3	0	3	0.0	0.0	0	0	0	
10/7	@KC	X		2	1	3	1.0	6.0	0	0	0	
10/13	TB	X		2	0	2	0.0	0.0	0	0	0	
10/17	DEN	X		0	0	0	0.0	0.0	0	0	0	
10/27	@LAC	X		1	1	2	0.5	2.5	0	0	0	
11/3	@CAR	X		0	0	0	0.0	0.0	0	0	0	
11/10	ATL	X		1	0	1	1.0	9.0	0	0	0	
11/17	CLE	X		1	1	2	0.5	0.0	0	0	0	
12/1	LAR	X		0	0	0	0.0	0.0	0	0	0	
12/8	@NYG	X		0	1	1	0.0	0.0	0	0	0	
12/15	WAS	X		3	0	3	2.0	9.0	0	0	0	
12/23	@GB	X		2	0	2	0.0	0.0	0	0	0	
12/29	LV	X		2	1	3	0.0	0.0	0	0	0	
2024 Season		16	0	20	10	30	5.5	29.5	0	0	2	
Saints Career		16	0	20	10	30	5.5	29.5	0	0	2	
Career Totals		59	32	87	43	130	22.0	116.5	0	0	11	

67 Landon Young

Pos.: T Ht.: 6-7 Wt.: 321 Exp.: 4 College: Kentucky



Regular Season Career GP/GS: (55/11); 2024: (16/4)

2024 REVIEW: vs. Carolina (9/8): Rotated in at LG in place of injured Lucas Patrick and played on special teams in the season opener. **at Dallas (9/15):** Rotated in at LT in the fourth quarter and played on special teams. **vs. Philadelphia (9/22):** Rotated in at T in the jumbo package and played on special teams. **at Atlanta (9/29):** Started at RG for the first time in his career in place of the injured Cesar Ruiz and played on special teams. **at Kansas City (10/7):** Started at RG and played on special teams. **vs. Tampa Bay (10/13):** Made his 10th career NFL start at RG. **vs. Denver (10/17):** Started at RG. **at L.A. Chargers (10/27):** Played on special teams. **at Carolina (11/3):** Played on special teams. **vs. Atlanta (11/10):** Played on special teams. **vs. Cleveland (11/17):** Played on special teams in his 50th career NFL game. **vs. L.A. Rams (12/1):** Rotated in at LG in the fourth quarter in place of the injured Nick Saldiveri and played on



2024 MINI BIOS & STATS

special teams. **at N.Y. Giants (12/8):** Played on special teams. **vs. Washington (12/15):** Played on special teams. **at Green Bay (12/23):** Rotated in at T in the jumbo package and played on special teams. On the final drive of the game, Young also rotated in at LG for the injured Lucas Patrick. **vs. Las Vegas (12/29):** Rotated in at T in the jumbo package and played on special teams.



LAS VEGAS RAIDERS AT NEW ORLEANS SAINTS

DECEMBER 29, 2024 • CAESARS SUPERDOME • NEW ORLEANS, LA • 12:00 PM CT



LAS VEGAS RAIDERS

No.	NAME	Pos.
2	DANIEL CARLSON	K
5	DIVINE DEABLO	LB
6	AJ COLE	P
7	TRE'VON MOEHRIG	S
8	AMEER ABDULLAH	RB
9	TYREE WILSON	DE
10	DESMOND RIDDER	QB
11	TRE TUCKER	WR
12	AIDAN O'CONNELL	QB
14	CARTER BRADLEY	QB
16	JAKOBI MEYERS	WR
18	JACK JONES	CB
20	ISAIAH POLA-MAO	S
22	ALEXANDER MATTISON	RB
23	DYLAN LAUBE	RB
25	DECAMERION RICHARDSON	CB
27	SAM WEBB	CB
29	CHRIS SMITH II	S
30	DARNAY HOLMES	CB
33	CHRIS COLLIER	RB
34	THOMAS HARPER	S
36	KYU BLU KELLY	CB
37	TREY TAYLOR	S
39	NATE HOBBS	CB
41	ROBERT SPILLANE	LB
43	KANA'I MAUGA	LB
44	K'LAVON CHAISSON	DE
45	TOMMY EICHENBERG	LB
49	CHARLES SNOWDEN	DE
50	JACOB BOBENMOYER	LS
53	AMARI GAINER	LB
56	AMARI BURNEY	LB
58	JACKSON POWERS-JOHNSON	G
61	JORDAN MEREDITH	G
65	CODY WHITEHAIR	G
66	DYLAN PARHAM	G
68	ANDRE JAMES	C
69	ADAM BUTLER	DT
71	DJ GLAZE	T
74	KOLTON MILLER	T
75	ANDRUS PEAT	G/T
77	THAYER MUNFORD JR.	T
80	TERRACE MARSHALL JR.	WR
82	RAMEL KEYTON	WR
84	HARRISON BRYANT	TE
87	MICHAEL MAYER	TE
88	JUSTIN SHORTER	TE
89	BROCK BOWERS	TE
91	MATTHEW BUTLER	DT
93	ZACH CARTER	DT
95	JOHN JENKINS	DT
96	JONAH LAULU	DT
99	ANDRE CARTER II	DE

RAIDERS PRACTICE SQUAD

4	SHEDRICK JACKSON	WR
13	JAKE LUTON	QB
26	M.J. DEVONSHIRE	CB
31	KEENAN ISAAC	CB
32	TYREIK McALLISTER	WR
35	ISAIAH SPILLER	RB
47	BRANDON SMITH	LB
55	DAVID AGOHA	DE
67	WILL PUTNAM	C
72	GOTTLIEB AYEDZE	T
78	DALTON WAGNER	T
81	ALEX BACHMAN	WR
83	KRISTIAN WILKERSON	WR
86	JOHN SAMUEL SHENKER	TE
90	OVIE OGHOUFO	DE
92	TYLER MANOA	DL

SAINTS defense

RDE	96	CARL GRANDERSON	-or-99	CHASE YOUNG	55	Isaiah Foskey
DT	50	KHALEN SAUNDERS	-or-90	BRYAN BRESEE		
DT	93	NATHAN SHEPHERD	95	John Ridgeway III	97	<u>Khristian Boyd</u>
LDE	94	CAMERON JORDAN	98	Payton Turner	92	Tanoh Kpassagnon
WILL	20	PETE WERNER	58	Anfernee Orji	45	Nephi Sewell
MLB	56	DEMARIO DAVIS	53	<u>Jaylan Ford</u>		
SAM	6	WILLIE GAY JR.	58	Anfernee Orji	53	<u>Jaylan Ford</u>
LCB	1	ALONTAE TAYLOR	36	<u>Rico Payton</u>	27	Shemar Jean-Charles
SS	5	WILL HARRIS	48	J.T. Gray		
FS	32	TYRANN MATHIEU	31	Jordan Howden		
RCB	14	<u>KOOL-AID McKINSTRY</u>	0	Ugo Amadi		

RAIDERS offense

WR	16	JAKOBI MEYERS	82	<u>Ramel Keyton</u>		
LT	74	KOLTON MILLER	75	Andrus Peat		
LG	58	<u>JACKSON POWERS-JOHNSON</u>	61	Jordan Meredith		
C	68	ANDRE JAMES				
RG	66	DYLAN PARHAM	65	Cody Whitehair		
RT	71	<u>DJ GLAZE</u>	77	Thayer Munford Jr.		
TE	87	MICHAEL MAYER	84	Harrison Bryant		
TE	89	<u>BROCK BOWERS</u>	88	Justin Shorter		
WR	11	TRE TUCKER	80	Terrace Marshall Jr.		
QB	12	AIDAN O'CONNELL	10	Desmond Ridder	14	<u>Carter Bradley</u>
RB	22	ALEXANDER MATTISON	8	Ameer Abdullah	23	<u>Dylan Laube</u>
					33	<u>Chris Collier</u>

RAIDERS specialists

P	6	AJ COLE		
K	2	DANIEL CARLSON		
H	6	AJ COLE		
LS	50	JACOB BOBENMOYER		
KR	8	AMEER ABDULLAH	23	<u>Dylan Laube</u>
PR	8	AMEER ABDULLAH	11	Tre Tucker

RAIDERS pronunciations

RB Ameer Abdullah (uh-MEER abb-DOOL-uh)	WR Tyreek McAllister (ty-REEK)
LS Jacob Bobenmoyer (BOBB-en-my-er)	S Tre'von Moehrig (TRAY-von MAIR-igg)
LB Amari Burney (ahh-MARR-ee)	DE K'Lavon Chaisson (OH-ve oh-GO-foo)
DE K'Lavon Chaisson (KAY-luh-vahn Chase-on)	G Dylan Parham (PARR-um) LB
Divine Deablo (dee-ABB-loh)	G/T Andrus Peat (ANN-druss/PEET)
WR Ramel Keyton (ra-MEL)	S Isaiah Pola-Mao (POE-luh-MOWV)
RB Dylan Laube (Lao-Bee)	CB Decamerion Richardson (De-cam-ree-ON)
DT Jonah LauLu (lah-OO-loo)	LB Robert Spillane (spuh-LANE)
QB Jake Luton (LOOT-in)	
LB Kana'i Mauga (MAW-ga)	

SAINTS offense

WR	10	M. VALDES-SCANTLING	81	Kevin Austin Jr.		
LT	75	<u>TALIESE FUAGA</u>	67	Landon Young		
LG	62	LUCAS PATRICK	66	Shane Lemieux		
C	78	ERIK McCOY	66	Shane Lemieux		
RG	51	CESAR RUIZ	67	Landon Young		
RT	70	TREVOR PENNING	74	Olisaemeka Udoh		
TE	87	FOSTER MOREAU	85	<u>Dallin Holker</u>		
TE	83	JUWAN JOHNSON	85	<u>Dallin Holker</u>		
WR	11	CEDRICK WILSON JR.	17	Dante Pettis	84	<u>Mason Tipton</u>
QB	4	DEREK CARR	18	<u>Spencer Rattler</u>	-or- 3	Jake Haener
RB	41	ALVIN KAMARA	21	Jamaal Williams	25	Kendre Miller
					33	Jordan Mims
FB	46	ADAM PRENTICE				

RAIDERS defense

DE	9	TYREE WILSON	99	Andre Carter II		
DT	95	JOHN JENKINS	93	Zach Carter		
DT	69	ADAM BUTLER	96	<u>Jonah LauLu</u>	91	Matthew Butler
DE	49	CHARLES SNOWDEN	44	K'Lavon Chaisson		
OLB	5	DIVINE DEABLO	43	Kana'i Mauga	53	<u>Amari Gainer</u>
MLB	41	ROBERT SPILLANE	45	<u>Tommy Eichenberg</u>	56	Amari Burney
CB	39	NATE HOBBS	30	Darnay Holmes		
CB	25	<u>DECAMERION RICHARDSON</u>	36	Kyu Blu Kelly		
CB	18	JACK JONES	27	Sam Webb		
FS	7	TRE'VON MOEHRIG	34	<u>Thomas Harper</u>	37	<u>Trey Taylor</u>
SS	20	ISAIAH POLA-MAO	29	Chris Smith II		

SAINTS specialists

P	43	<u>MATTHEW HAYBALL</u>		
K	19	BLAKE GRUPE		
KO	19	BLAKE GRUPE		
LS	49	ZACH WOOD		
H	43	<u>MATTHEW HAYBALL</u>		
PR	17	DANTE PETTIS	84	<u>Mason Tipton</u>
KR	17	DANTE PETTIS	21	Jamaal Williams

Underlined = Rookie

GAME OFFICIALS

Referee: Land Clark (130); Umpire: Paul King (121);
Down Judge: Tom Stephan (68); Line Judge: Jeff Hutcheon (46); Field Judge: Jabir Walker (26); Side Judge: Dominique Pender (114); Back Judge: Brad Freeman (88); Replay Official: Bob Hubbell; Replay Assistant: Jim Van Geffen.

SAINTS pronunciations

DB Ugo Amadi (oh-go uh-MAH-dee)	TE Foster Moreau (MORE-oh)
DT Bryan Bresee (bruh-ZEE)	C/G Cesar Ruiz (SEE-zarr/ROO-eez)
LB Demario Davis (duh-MAR-ee-oh)	DT Khaleen Saunders (KAWL-en)
T Josiah Ezirim (ee-ZEER-imim)	K Charlie Smyth (Smith)
DE Isaiah Foskey (FAV-skee)	WR Equanimeous St. Brown (eck-wah-nihm-ee-ous)
T Taliese Fuaga (tah-EE-ESS-ay/fo-AH-gah)	CB Alontae Taylor (uh-LAWN-tay)
K Blake Grupe (GROOP-ee)	OL Olisaemeka Udoh (OH-lee-suh-MEE-kah/OO-doe)
QB Jake Haener (HAY-ner)	WR Marquez Valdes-Scantling (mar-KWEZ)
TE Dallin Holker (DAL-in/HOLE-ker)	
DB Shemar Jean-Charles (John-Charles)	
RB Alvin Kamara (kuh-MAIR-Uh)	
S Tyrann Mathieu (Ty-ren/MATH-you)	

NEW ORLEANS SAINTS

No.	NAME	Pos.
0	UGO AMADI	S
1	ALONTAE TAYLOR	CB
3	JAKE HAENER	QB
4	DEREK CARR	QB
5	WILL HARRIS	DB
6	WILLIE GAY JR.	LB
10	MARQUEZ VALDES-SCANTLING	WR
11	CEDRICK WILSON JR.	WR
14	KOOL-AID McKINSTRY	CB
17	DANTE PETTIS	WR
18	SPENCER RATTLER	QB
19	BLAKE GRUPE	K
20	PETE WERNER	LB
21	JAMAAL WILLIAMS	RB
25	KENDRE MILLER	RB
27	SHEMAR JEAN-CHARLES	DB
31	JORDAN HOWDEN	DB
32	TYRANN MATHIEU	S
33	JORDAN MIMS	RB
36	RICO PAYTON	CB
41	ALVIN KAMARA	RB
43	MATTHEW HAYBALL	P
45	NEPHI SEWELL	LB
46	ADAM PRENTICE	FB
48	J.T. GRAY	DB
49	ZACH WOOD	LS
50	KHALEN SAUNDERS	DT
51	CESAR RUIZ	C/G
53	JAYLAN FORD	LB
55	ISAIAH FOSKEY	DE
56	DEMARIO DAVIS	LB
58	ANFERNEE ORJI	LB
62	LUCAS PATRICK	OL
66	SHANE LEMIEUX	C/G
67	LANDON YOUNG	T
70	TREVOR PENNING	T
74	OLISAEMEKA UDOH	OL
75	TALIESE FUAGA	T
78	ERIK McCOY	C/G
81	KEVIN AUSTIN JR.	WR
83	JUWAN JOHNSON	TE
84	MASON TIPTON	WR
85	DALLIN HOLKER	TE
87	FOSTER MOREAU	TE
90	BRYAN BRESEE	DT
92	TANOH KPASSAGNON	DE
93	NATHAN SHEPHERD	DT
94	CAMERON JORDAN	DE
95	JOHN RIDGEWAY III	DT
96	CARL GRANDERSON	DE
97	KHRISTIAN BOYD	DT
98	PAYTON TURNER	DE
99	CHASE YOUNG	DE

SAINTS PRACTICE SQUAD

13	EQUANIMIOUS ST. BROWN	WR
15	BEN DINUCCI	QB
23	CLYDE EDWARDS-HELAIRE	RB
26	TRAVION FLUELLEN	CB
28	TRE HERNDON	DB
34	XAZAVIAN VALLADAY	RB
38	MILLARD BRADFORD	S
39	CHARLIE SMYTH	K
44	ISAIAH STALBIRD	LB
57	RYDER ANDERSON	DT
60	KYLE HERGEL	G
63	SINCERE HAYNESWORTH	C
72	JOSIAH EZIRIM	T
76	AUSTIN DECULUS	T
80	JERMAINE JACKSON	WR
82	TREYTON WELCH	TE
86	MICHAEL JACOBSON	TE

LAS VEGAS RAIDERS

No.	NAME	Pos.
8	ABDULLAH, AMEER	RB
50	BOBENMOYER, JACOB	LB
89	BOWERS, BROCK	TE
14	BRADLEY, CARTER	QB
84	BRYANT, HARRISON	TE
56	BURNEY, AMARI	LB
69	BUTLER, ADAM	DT
91	BUTLER, MATTHEW	DT
2	CARLSON, DANIEL	K
93	CARTER, ZACH	DT
99	CARTER II, ANDRE	DE
44	CHAISSON, K'LAVON	DE
6	COLE, AJ	P
33	COLLIER, CHRIS	RB
5	DEABLO, DIVINE	LB
45	EICHENBERG, TOMMY	LB
53	GAINER, AMARI	LB
71	GLAZE, DJ	T
34	HARPER, THOMAS	S
39	HOBBS, NATE	CB
30	HOLMES, DARNAY	CB
68	JAMES, ANDRE	C
95	JENKINS, JOHN	DT
18	JONES, JACK	CB
36	KELLY, KYU BLU	CB
82	KEYTON, RAMEL	WR
23	LAUBE, DYLAN	RB
96	LAULU, JONAH	DT
80	MARSHALL JR., TERRACE	WR
22	MATTISON, ALEXANDER	RB
43	MAUGA, KANA'I	LB
87	MAYER, MICHAEL	TE
61	MEREDITH, JORDAN	G
16	MEYERS, JAKOBI	WR
74	MILLER, KOLTON	T
7	MOEHRIG, TRE'VON	S
77	MUNFORD JR., THAYER	T
12	O'CONNELL, AIDAN	QB
66	PARHAM, DYLAN	G
75	PEAT, ANDRUS	G/T
20	POLA-MAO, ISAIAH	S
58	POWERS-JOHNSON, JACKSON	G
25	RICHARDSON, DECAMERION	CB
10	RIDDER, DESMOND	QB
88	SHORTER, JUSTIN	TE
29	SMITH II, CHRIS	S
49	SNOWDEN, CHARLES	DE
41	SPILLANE, ROBERT	LB
37	TAYLOR, TREY	S
11	TUCKER, TRE	WR
27	WEBB, SAM	CB
65	WHITEHAIR, CODY	G
9	WILSON, TYREE	DE



RAIDERS PRACTICE SQUAD

55	AGOHA, DAVID	DE
72	AYEDZE, GOTTLIEB	T
81	BACHMAN, ALEX	WR
26	DEVONSHIRE, M.J.	CB
31	ISAAC, KEENAN	CB
4	JACKSON, SHEDRICK	WR
13	LUTON, JAKE	QB
92	MANOA, TYLER	DL
32	MCALLISTER, TYREIK	WR
90	OGHOUFO, OVIE	DE
67	PUTNAM, WILL	C
86	SHENKER, JOHN SAMUEL	TE
47	SMITH, BRANDON	LB
35	SPILLER, ISAIAH	RB
78	WAGNER, DALTON	T
83	WILKERSON, KRISTIAN	WR

LAS VEGAS RAIDERS

No.	Name	Pos.	Ht.	Wt.	Age	Exp.	College	H.S. Hometown
2	Daniel Carlson	K	6-5	215	29	7	Auburn	Colorado Springs, Colo.
5	Divine Deablo	LB	6-3	223	26	4	Virginia Tech	Winston-Salem, N.C.
6	AJ Cole	P	6-4	220	29	6	North Carolina State	College Park, Ga.
7	Tre'von Moehrig	S	6-2	202	25	4	TCU	Spring Branch, Texas
8	Ameer Abdullah	RB	5-9	203	31	10	Nebraska	Birmingham, Ala.
9	Tyree Wilson	DE	6-6	275	24	2	Texas Tech	Henderson, Texas
10	Desmond Ridder	QB	6-3	207	25	3	Cincinnati	Louisville, KY
11	Tre Tucker	WR	5-9	185	23	2	Cincinnati	Akron, Ohio
12	Aidan O'Connell	QB	6-3	210	26	2	Purdue	Long Grove, Ill.
14	Carter Bradley	QB	6-3	213	24	R	South Alabama	Jacksonville, Fla.
16	Jakobi Meyers	WR	6-2	200	28	6	North Carolina State	Lithonia, Ga.
18	Jack Jones	CB	5-11	175	27	3	Arizona State	Long Beach, Calif.
20	Isaiah Pola-Mao	S	6-4	205	25	3	USC	Phoenix, Ariz.
22	Alexander Mattison	RB	5-11	220	26	6	Boise State	San Bernardino, Calif.
23	Dylan Laube	RB	5-10	206	25	R	New Hampshire	Westhampton, N.Y.
25	Decameron Richardson	CB	6-2	188	23	R	Mississippi State	Cullen, La.
27	Sam Webb	CB	6-2	195	26	2	Missouri Western State	Excelsior Springs, Mo.
29	Chris Smith II	S	5-11	195	24	2	Georgia	Atlanta, Ga.
30	Darnay Holmes	CB	5-10	195	26	5	UCLA	Pasadena, Calif.
33	Chris Collier	RB	5-11	210	24	R	Lock Haven	Elmhurst, NY
34	Thomas Harper	S	5-8	195	24	R	Notre Dame	Knoxville, Tenn.
36	Kyu Blu Kelly	CB	6-1	185	23	2	Stanford	Las Vegas, Nev.
37	Trey Taylor	S	6-0	213	23	R	Air Force	Frisco, Texas
39	Nate Hobbs	CB	6-0	195	25	4	Illinois	Louisville, Ky.
41	Robert Spillane	LB	6-1	229	29	6	Western Michigan	Oak Park, Ill.
43	Kana'i Mauga	LB	6-2	245	24	2	USC	Waianae, Hawaii
44	K'Lavon Chaisson	DE	6-3	245	25	5	LSU	Houston, Texas
45	Tommy Eichenberg	LB	6-2	233	23	R	Ohio State	Cleveland, Ohio
49	Charles Snowden	DE	6-7	245	26	1	Virginia	Washington, D.C.
50	Jacob Bobenmoyer	LS	6-2	235	27	5	Northern Colorado	Cheyenne, Wyo.
53	Amari Gainer	LB	6-3	236	24	R	North Carolina	Tallahassee, Fla.
56	Amari Burney	LB	6-2	228	24	2	Florida	St. Petersburg, Fla.
58	Jackson Powers-Johnson	G	6-3	328	21	R	Oregon	Draper, Utah
61	Jordan Meredith	G	6-2	300	26	2	Western Kentucky	Bowling Green, Ky.
65	Cody Whitehair	G	6-3	316	32	9	Kansas State	Kearney, Neb.
66	Dylan Parham	G	6-3	285	25	3	Memphis	Carrollton, Ga.
68	Andre James	C	6-4	300	27	6	UCLA	Herriman, Utah
69	Adam Butler	DT	6-5	300	30	7	Vanderbilt	Duncanville, Texas
71	DJ Glaze	T	6-4	315	22	R	Maryland	Charlotte, NC
74	Kolton Miller	T	6-8	325	29	7	UCLA	Roseville, Calif.
75	Andrus Peat	G/T	6-7	316	31	10	Stanford	Tempe, Ariz.
77	Thayer Munford Jr.	T	6-6	315	25	3	Ohio State	Cincinnati, Ohio
80	Terrace Marshall Jr.	WR	6-2	200	24	4	LSU	Bossier City, La.
82	Ramel Keyton	WR	6-2	191	24	R	Tennessee	Marietta, Ga.
84	Harrison Bryant	TE	6-5	240	26	5	Florida Atlantic	Gray, Ga.
87	Michael Mayer	TE	6-4	265	23	2	Notre Dame	Edgewood, Ky.
88	Justin Shorter	TE	6-5	228	24	2	Florida	Monmouth Junction, NJ
89	Brock Bowers	TE	6-3	243	22	R	Georgia	Napa, Calif.
91	Matthew Butler	DT	6-3	290	25	2	Tennessee	Raleigh, N.C.
93	Zach Carter	DT	6-4	302	25	3	Florida	Tampa, Fla.
95	John Jenkins	DT	6-3	327	35	12	Georgia	Meriden, Conn.
96	Jonah Lauu	DT	6-5	292	24	R	Oklahoma	Las Vegas, NV
99	Andre Carter II	DE	6-6	256	24	2	Army	Missouri City, Texas

• HEAD COACH: ANTONIO PIERCE

Assistant Coaches: Gerald Alexander (Safeties), D'Anthony Batiste (Strength and Conditioning Assistant), Edgar Bennett (Wide Receivers), Mike Caldwell (Run Game Coordinator/Linebackers), Andre Carter (Pass Rush Specialist), Matt Feeney (Assistant Defensive Backs), Patrick Graham (Defensive Coordinator), Deuce Gruden (Strength and Conditioning Assistant), Rob Leonard (Defensive Line), Marvin Lewis (Assistant Head Coach), Marcus Lewis (Assistant Linebackers), Ricky Manning Jr. (Cornerbacks), Tom McMahon (Special Teams Coordinator), AJ Neibel (Head Strength and Conditioning), Joe Philbin (Interim Offensive Line), Josh Phillips (Assistant Defense), De'Andre Pierce (Offensive Assistant), Kade Rannings (Assistant Special Teams), Rob Ryan (Senior Defensive Assistant), Matt Sheldon (Game Management), Mitch Singler (Assistant Tight Ends), Rick Slate (Strength and Conditioning Assistant), Luke Steckel (Tight Ends), Derius Swinton II (Assistant Special Teams), Norv Turner (Senior Advisor), Scott Turner (Interim Offensive Coordinator), Fred Walker (Assistant Quarterbacks), Carnell Williams (Running Backs), Tim Zetts (Assistant Offense).

NEW ORLEANS SAINTS

No.	Name	Pos.	Ht.	Wt.	Age	Exp.	College	H.S. Hometown
0	Ugo Amadi	S	5-9	201	27	6	Oregon	Nashville, Tenn.
1	Alontae Taylor	CB	6-1	199	25	3	Tennessee	Manchester, Tenn.
3	Jake Haener	QB	6-1	200	25	2	Fresno State	Danville, Calif.
4	Derek Carr	QB	6-3	215	33	11	Fresno State	Bakersfield, Calif.
5	Will Harris	DB	6-1	206	28	6	Boston College	Suwanee, Ga.
6	Willie Gay Jr.	LB	6-1	243	26	5	Mississippi State	Starkville, Miss.
10	Marquez Valdes-Scantling	WR	6-4	206	30	7	South Florida	St. Petersburg, Fla.
11	Cedrick Wilson Jr.	WR	6-2	197	29	7	Boise State	Memphis, Tenn.
14	Kool-Aid McKinstry	CB	5-11	199	22	R	Alabama	Pinson, Ala.
17	Dante Pettis	WR	6-1	195	29	6	Washington	San Juan Capistrano, Calif.
18	Spencer Rattler	QB	6-0	211	24	R	South Carolina	Phoenix, Ariz.
19	Blake Grupe	K	5-7	156	26	2	Notre Dame	Sedalia, Mo.
20	Pete Werner	LB	6-3	242	26	4	Ohio State	Indianapolis, Ind.
21	Jamaal Williams	RB	6-0	224	29	8	BYU	Fontana, Calif.
25	Kendre Miller	RB	6-0	220	22	2	TCU	Mount Enterprise, Texas
27	Shemar Jean-Charles	DB	5-10	184	26	4	Appalachian State	Miramar, Fla.
31	Jordan Howden	DB	6-0	209	24	2	Minnesota	San Diego, Calif.
32	Tyrann Mathieu	S	5-9	190	32	12	LSU	New Orleans, La.
33	Jordan Mims	RB	6-0	205	25	1	Fresno State	Atherton, Calif.
36	Rico Payton	CB	6-0	182	25	R	Pittsburg State	St. Louis, Mo.
41	Alvin Kamara	RB	5-10	215	29	8	Tennessee	Atlanta, Ga.
43	Matthew Hayball	P	6-0	189	27	R	Vanderbilt	West Adelaide, Australia
45	Nephi Sewell	LB	6-0	228	26	2	Utah	St. George, Utah
46	Adam Prentice	FB	6-0	245	27	4	South Carolina	Clovis, Calif.
48	J.T. Gray	DB	6-0	202	28	7	Mississippi State	Clarksdale, Miss.
49	Zach Wood	LS	6-3	255	31	8	Southern Methodist	Rowlett, Texas
50	Khalen Saunders	DT	6-0	324	28	6	Western Illinois	St. Louis, Mo.
51	Cesar Ruiz	C/G	6-4	316	25	5	Michigan	Camden, N.J.
53	Jaylan Ford	LB	6-2	240	23	R	Texas	Frisco, Texas
55	Isaiah Foskey	DE	6-5	270	24	2	Notre Dame	Concord, Calif.
56	Demario Davis	LB	6-2	248	35	13	Arkansas State	Brandon, Miss.
58	Anfernee Orji	LB	6-2	230	24	1	Vanderbilt	Rockwall, Texas
62	Lucas Patrick	OL	6-3	313	31	8	Duke	Brentwood, Tenn.
66	Shane Lemieux	C/G	6-4	310	27	5	Oregon	Yakima, Wash.
67	Landon Young	T	6-7	321	27	4	Kentucky	Lexington, Ky.
70	Trevor Penning	T	6-7	325	25	3	Northern Iowa	Mason City, Iowa
74	Olisaemeka Udoh	OL	6-6	320	27	6	Elon	Fayetteville, N.C.
75	Taliese Fuaga	T	6-6	324	22	R	Oregon State	Tacoma, Wash.
78	Erik McCoy	C/G	6-4	303	27	6	Texas A&M	Lufkin, Texas
81	Kevin Austin Jr.	WR	6-2	200	24	1	Notre Dame	Fort Lauderdale, Fla.
83	Juwan Johnson	TE	6-4	231	28	5	Oregon	Glassboro, N.J.
84	Mason Tipton	WR	5-11	187	24	R	Yale	Akron, Ohio
85	Dallin Holker	TE	6-3	241	24	R	Colorado State	Lehi, Utah
87	Foster Moreau	TE	6-4	250	27	6	LSU	New Orleans, La.
90	Bryan Bresee	DT	6-5	305	23	2	Clemson	Damascus, Md.
92	Tanoh Kpassagnon	DE	6-7	289	30	8	Villanova	Ambler, Pa.
93	Nathan Shepherd	DT	6-4	315	31	7	Fort Hays State	Ajax, Ontario, Canada
94	Cameron Jordan	DE	6-4	287	35	14	California	Chandler, Ariz.
95	John Ridgeway III	DT	6-5	321	25	3	Arkansas	Bloomington, Ill.
96	Carl Granderson	DE	6-5	261	27	6	Wyoming	Sacramento, Calif.
97	Khristian Boyd	DT	6-2	320	24	R	Northern Iowa	Blue Springs, Mo.
98	Payton Turner	DE	6-6	270	25	4	Houston	Houston, Texas
99	Chase Young	DE	6-5	265	25	5	Ohio State	Hyattsville, Md.

• INTERIM HEAD COACH: DARREN RIZZI

Assistant Coaches: Clancy Barone (Tight Ends), John Benton (Offensive Line), Rick Dennison (Senior Offensive Assistant), Jahri Evans (Offensive Assistant), Derrick Foster (Running Backs), Phil Galiano (Assistant Special Teams), Matt Giordano (Defensive Assistant), Peter Giunta (Senior Defensive Assistant), Adam Gristick (Defensive Assistant), Michael Hodges (Linebackers), Andrew Janocko (Quarterbacks), Klint Kubiak (Offensive Coordinator), Marwan Maalouf (Special Teams Assistant), Mike Martinez (Assistant to the Head Coach), DeNarius McGhee (Assistant Wide Receivers), Kevin Petry (Offensive Assistant), Marcus Robertson (Secondary), Jordan Traylor (Offensive Assistant), Keith Williams (Wide Receivers), Joe Woods (Defensive Coordinator), Brian Young (Pass Rush Specialist).

NEW ORLEANS SAINTS

No.	NAME	Pos.
0	AMADI, UGO	S
81	AUSTIN JR., KEVIN	WR
97	BOYD, KRISTIAN	DT
90	BRESEE, BRYAN	DT
4	CARR, DEREK	QB
56	DAVIS, DEMARIO	LB
53	FORD, JAYLAN	LB
55	FOSKEY, ISAIAH	DE
75	FUAGA, TALIESE	T
6	GAY JR., WILLIE	LB
96	GRANDERSON, CARL	DE
48	GRAY, J.T.	DB
19	GRUPE, BLAKE	K
3	HAENER, JAKE	QB
5	HARRIS, WILL	DB
43	HAYBALL, MATTHEW	P
85	HOLKER, DALLIN	TE
31	HOWDEN, JORDAN	DB
27	JEAN-CHARLES, SHEMAR	DB
83	JOHNSON, JUWAN	TE
94	JORDAN, CAMERON	DE
41	KAMARA, ALVIN	RB
92	KPASSAGNON, TANOH	DE
66	LEMIEUX, SHANE	C/G
32	MATHIEU, TYRANN	S
78	MCCOY, ERIK	C/G
14	MCKINSTRY, KOOL-AID	CB
25	MILLER, KENDRE	RB
33	MIMS, JORDAN	RB
87	MOREAU, FOSTER	TE
58	ORJI, ANFERNEE	LB
62	PATRICK, LUCAS	OL
36	PAYTON, RICO	CB
70	PENNING, TREVOR	T
17	PETTIS, DANTE	WR
46	PRENTICE, ADAM	FB
18	RATTLER, SPENCER	QB
95	RIDGEWAY III, JOHN	DT
51	RUIZ, CESAR	C/G
50	SAUNDERS, KHALEN	DT
45	SEWELL, NEPHI	LB
93	SHEPHERD, NATHAN	DT
1	TAYLOR, ALONTAE	CB
84	TIPTON, MASON	WR
98	TURNER, PAYTON	DE
74	UDOH, OLISAEMEKA	OL
10	VALDES-SCANTLING, MARQUEZ	WR
20	WERNER, PETE	LB
21	WILLIAMS, JAMAAL	RB
11	WILSON JR., CEDRICK	WR
49	WOOD, ZACH	LS
99	YOUNG, CHASE	DE
67	YOUN	

National Football League Game Summary

NFL Copyright © 2024 by The National Football League. All rights reserved. This summary and play-by-play is for the express purpose of assisting media in their coverage of the game; any other use of this material is prohibited without the written permission of the National Football League.

Date: Sunday, 12/29/2024

Las Vegas Raiders at New Orleans Saints

Start Time: 12:02 PM CST

at Caesars Superdome, New Orleans, LA

Game Day Weather

Game Weather: Sunny
Closed Stadium on Artificial Turf

Temp: 61° F (16.1° C) Humidity: 77%, Wind: NNW 11 mph
Outdoor Weather: Sunny

Officials

Referee: Clark, Land (130) Umpire: King, Paul (121) Down Judge: Stephan, Tom (68)
Line Judge: Hutcheon, Jeff (46) Field Judge: Walker, Jabir (26) Side Judge: Pender, Dominique (114)
Back Judge: Freeman, Brad (88) Replay Official: Hubbell, Bob (0)

Lineups

Las Vegas Raiders			New Orleans Saints				
Offense		Defense	Offense		Defense		
WR 80	T.Marshall	DE 44	K.Chaisson	WR 81	K.Austin	DE 96	C.Granderson
LT 74	K.Miller	DT 69	A.Butler	LT 75	T.Fuaga	DT 50	K.Saunders
LG 58	J.Powers-Johnson	DT 95	J.Jenkins	LG 74	O.Udoh	DT 90	B.Bresee
C 68	A.James	DE 9	T.Wilson	C 66	S.Lemieux	LDE 94	C.Jordan
RG 66	D.Parham	OLB 5	D.Deablo	RG 51	C.Ruiz	WILL 20	P.Werner
RT 71	D.Glaze	MLB 41	R.Spillane	RT 70	T.Penning	MLB 56	D.Davis
TE 89	B.Bowers	CB 25	D.Richardson	TE 87	F.Moreau	LCB 1	A.Taylor
WR 11	T.Tucker	CB 18	J.Jones	WR 11	C.Wilson	NCB 0	U.Amadi
WR 16	J.Meyers	S 34	T.Harper	WR 10	M.Valdes-Scantling	SS 5	W.Harris
QB 12	A.O'Connell	S 7	T.Moehrig	QB 18	S.Rattler	FS 32	T.Mathieu
RB 8	A.Abdullah	S 20	I.Pola-Mao	RB 25	K.Miller	RCB 14	K.McKinstry

Substitutions

K 2 D.Carlson, P 6 A.Cole, RB 22 A.Mattison, RB 23 D.Laube, CB 27 S.Webb, RB 33 C.Collier, CB 36 K.Kelly, S 37 T.Taylor, CB 39 N.Hobbs, LB 45 T.Eichenberg, DE 49 C.Snowden, LS 50 J.Bobenmoyer, LB 53 A.Gainer, LB 56 A.Burney, G 65 C.Whitehair, G/T 75 A.Peat, T 77 T.Munford, WR 82 R.Keyton, TE 84 H.Bryant, TE 86 J.Shenker, TE 87 M.Mayer, TE 88 J.Shorter, DT 93 Z.Carter, DT 96 J.Laulu, DE 99 A.Carter

Substitutions

LB 6 W.Gay, WR 17 D.Pettis, K 19 B.Grupe, RB 21 Ja.Williams, RB 23 C.Edwards-Helaire, DB 27 S.Jean-Charles, DB 31 J.Howden, CB 36 R.Payton, P 43 M.Hayball, LB 44 I.Stalbird, LB 45 N.Sewell, FB 46 A.Prentice, DB 48 J.Gray, LS 49 Z.Wood, LB 53 J.Ford, DE 55 I.Foskey, G 60 K.Hergel, T 67 L.Young, TE 83 J.Johnson, TE 85 D.Holker, DE 92 T.Kpassagnon, DT 93 N.Shepherd, DE 98 P.Turner, DE 99 C.Young

Did Not Play

QB 10 D.Ridder

Did Not Play

QB 3 J.Haener, T 76 A.Deculus

Not Active

3QB 14 C.Bradley, S 29 C.Smith, CB 30 D.Holmes, LB 43 K.Mauga, G 61 J.Meredith, DT 91 M.Butler

Not Active

QB 4 D.Carr, RB 33 J.Mims, RB 41 A.Kamara, LB 58 A.Orji, WR 84 M.Tipton, DT 95 J.Ridgeway, DT 97 K.Boyd

Field Goals (made () & missed)

Player	(1)	(2)	(3)	(4)	OT	Total
D.Carlson	(31)	(39)	(54)	(25)		
B.Grupe				(34)		
VISITOR: Las Vegas Raiders	3	10	3	9	0	25
HOME: New Orleans Saints	0	10	0	0	0	10

Scoring Plays

Team	Qtr	Time	Play Description (Extra Point) (Drive Info)	Visitor	Home
Raiders	1	5:49	D.Carlson 31 yd. Field Goal (17-60, 9:11)	3	0
Saints	2	14:52	F.Moreau 30 yd. pass from S.Rattler (B.Grupe kick) (3-50, 0:53)	3	7
Raiders	2	10:19	D.Carlson 39 yd. Field Goal (8-53, 4:33)	6	7
Raiders	2	0:57	J.Meyers 3 yd. pass from A.O'Connell (D.Carlson kick) (9-95, 3:24)	13	7
Saints	2	0:00	B.Grupe 34 yd. Field Goal (7-54, 0:57)	13	10
Raiders	3	7:57	D.Carlson 54 yd. Field Goal (10-49, 4:56)	16	10
Raiders	4	14:14	D.Carlson 25 yd. Field Goal (12-54, 5:37)	19	10
Raiders	4	8:20	T.Tucker 18 yd. pass from A.O'Connell (kick blocked) (6-40, 3:02)	25	10

Paid Attendance: 70,031

Time: 3:12

Las Vegas Raiders vs New Orleans Saints
12/29/2024 at Caesars Superdome

Final Individual Statistics

Las Vegas Raiders

New Orleans Saints

RUSHING	ATT	YDS	AVG	LG	TD	RUSHING	ATT	YDS	AVG	LG	TD
A.Abdullah	20	115	5.8	17	0	S.Rattler	3	46	15.3	28	0
A.Mattison	10	32	3.2	6	0	C.Edwards-Helaire	5	20	4.0	9	0
C.Collier	3	6	2.0	3	0	Ja.Williams	2	12	6.0	8	0
T.Tucker	1	5	5.0	5	0	K.Miller	3	3	1.0	4	0
A.O'Connell	3	-1	-0.3	1	0						
B.Bowers	1	-1	-1.0	-1	0						
Total	38	156	4.1	17	0	Total	13	81	6.2	28	0

PASSING	ATT	CMP	YDS	SK/YD	TD	LG	IN	RT	PASSING	ATT	CMP	YDS	SK/YD	TD	LG	IN	RT
A.O'Connell	35	20	242	1/10	2	29	0	97.6	S.Rattler	36	20	218	3/27	1	30	2	59.7
									C.Wilson	0	0	0	1/3	0	0	0	0.0
Total	35	20	242	1/10	2	29	0	97.6	Total	36	20	218	4/30	1	30	2	59.7

PASS RECEIVING	TAR	REC	YDS	AVG	LG	TD	PASS RECEIVING	TAR	REC	YDS	AVG	LG	TD
B.Bowers	7	7	77	11.0	17	0	J.Johnson	10	6	66	11.0	25	0
J.Meyers	9	5	61	12.2	29	1	F.Moreau	5	3	47	15.7	30	1
A.Abdullah	4	3	32	10.7	13	0	D.Pettis	4	3	27	9.0	19	0
T.Tucker	8	2	24	12.0	18	1	C.Wilson	4	3	17	5.7	9	0
T.Marshall	2	1	28	28.0	28	0	C.Edwards-Helaire	4	2	10	5.0	8	0
M.Mayer	2	1	14	14.0	14	0	K.Austin	2	1	23	23.0	23	0
A.Mattison	3	1	6	6.0	6	0	K.Miller	1	1	16	16.0	16	0
							Ja.Williams	1	1	12	12.0	12	0
							M.Valdes-Scantling	2	0	0	0.0	0	0
							A.Prentice	1	0	0	0.0	0	0
Total	35	20	242	12.1	29	2	Total	34	20	218	10.9	30	1

INTERCEPTIONS	NO	YDS	AVG	LG	TD	INTERCEPTIONS	NO	YDS	AVG	LG	TD
T.Harper	1	14	14.0	14	0						
J.Jones	1	0	0.0	0	0						
Total	2	14	7.0	14	0	Total	0	0	0	0	0

PUNTING	NO	YDS	AVG	NET	TB	IN20	LG	PUNTING	NO	YDS	AVG	NET	TB	IN20	LG
A.Cole	4	198	49.5	39.3	1	2	71	M.Hayball	7	330	47.1	42.6	0	3	64
Total	4	198	49.5	39.3	1	2	71	Total	7	330	47.1	42.6	0	3	64

PUNT RETURNS	NO	YDS	AVG	FC	LG	TD	PUNT RETURNS	NO	YDS	AVG	FC	LG	TD
T.Tucker	2	28	14.0	0	17	0	D.Pettis	1	21	21.0	2	21	0
A.Abdullah	1	4	4.0	1	4	0	[TOUCHBACK]	1	0	0.0	0	0	0
[DOWNED]	2	0	0.0	0	0	0							
[OUT OF BOUNDS]	1	0	0.0	0	0	0							
Total	3	32	10.7	1	17	0	Total	1	21	21.0	2	21	0

KICKOFF RETURNS	NO	YDS	AVG	FC	LG	TD	KICKOFF RETURNS	NO	YDS	AVG	FC	LG	TD
C.Collier	1	26	26.0	0	26	0	[TOUCHBACK]	7	0	0.0	0	0	0
D.Laube	1	26	26.0	0	26	0							
Total	2	52	26.0	0	26	0	Total	0	0	0.0	0	0	0

Las Vegas Raiders

FUMBLES	FUM	LOST	OWN-REC	YDS	TD	FORCED	OPP-REC	YDS	TD	OUT-BDS
A.Butler	0	0	0	0	0	1	0	0	0	0
K.Chaisson	0	0	0	0	0	1	0	0	0	0
Total	0	0	0	0	0	2	0	0	0	0

New Orleans Saints

FUMBLES	FUM	LOST	OWN-REC	YDS	TD	FORCED	OPP-REC	YDS	TD	OUT-BDS
J.Johnson	1	0	1	0	0	0	0	0	0	0
S.Rattler	1	0	0	0	0	0	0	0	0	0
T.Fuaga	0	0	1	0	0	0	0	0	0	0

Las Vegas Raiders vs New Orleans Saints
12/29/2024 at Caesars Superdome

Final Individual Statistics

Total

2 0 2 0 0 0 0 0 0 0

Final Team Statistics

	Visitor Raiders	Home Saints
TOTAL FIRST DOWNS	22	13
By Rushing	7	4
By Passing	14	8
By Penalty	1	1
THIRD DOWN EFFICIENCY	10-18-55.6%	1-10-10.0%
FOURTH DOWN EFFICIENCY	0-0-0.0%	1-1-100.0%
TOTAL NET YARDS	388	269
Total Offensive Plays (inc. times thrown passing)	74	53
Average gain per offensive play	5.2	5.1
NET YARDS RUSHING	156	81
Total Rushing Plays	38	13
Average gain per rushing play	4.1	6.2
Tackles for a loss-number and yards	2-3	1-1
NET YARDS PASSING	232	188
Times thrown - yards lost attempting to pass	1-10	4-30
Gross yards passing	242	218
PASS ATTEMPTS-COMPLETIONS-HAD INTERCEPTED	35-20-0	36-20-2
Avg gain per pass play (inc.# thrown passing)	6.4	4.7
KICKOFFS Number-In End Zone-Touchbacks	7-7-7	2-1-0
PUNTS Number and Average	4-49.5	7-47.1
Had Blocked	0	0
FGs - PATs Had Blocked	0-1	0-0
Net Punting Average	39.3	42.6
TOTAL RETURN YARDAGE (Not Including Kickoffs)	46	21
No. and Yards Punt Returns	3-32	1-21
No. and Yards Kickoff Returns	2-52	0-0
No. and Yards Interception Returns	2-14	0-0
PENALTIES Number and Yards	3-20	10-85
FUMBLES Number and Lost	0-0	2-0
TOUCHDOWNS	2	1
Rushing	0	0
Passing	2	1
EXTRA POINTS Made-Attempts	1-2	1-1
Kicking Made-Attempts	1-2	1-1
FIELD GOALS Made-Attempts	4-4	1-1
RED ZONE EFFICIENCY	2-4-50%	0-1-0%
GOAL TO GO EFFICIENCY	1-2-50%	0-0-0%
SAFETIES	0	0
FINAL SCORE	25	10
TIME OF POSSESSION	37:50	22:10

Ball Possession And Drive Chart

Las Vegas Raiders

#	Time Recd	Time Lost	Time Poss	How Ball Obtained	Drive Began	# Play	Yds Gain	Yds Pen	Net Yds	1st Down	Last Scrm	How Given Up
1	15:00	5:49	9:11	Kickoff	LV 27	17	55	5	60	5	* NO 13	Field Goal
2	3:16	0:45	2:31	Punt	LV 6	3	12	-3	9	0	LV 15	Punt
3	14:52	10:19	4:33	Kickoff	LV 26	8	53	0	53	2	NO 21	Field Goal
4	4:21	0:57	3:24	Punt	LV 5	9	97	-2	95	6	* NO 3	Touchdown
5	12:53	7:57	4:56	Punt	LV 15	10	49	0	49	2	NO 36	Field Goal
6	6:59	5:55	1:04	Punt	LV 24	3	5	0	5	0	LV 29	Punt
7	4:51	14:14	5:37	Punt	LV 39	12	54	0	54	4	* NO 7	Field Goal
8	11:22	8:20	3:02	Interception	NO 40	6	40	0	40	2	* NO 18	Touchdown
9	7:30	5:10	2:20	Punt	LV 33	5	19	0	19	1	NO 48	Punt
10	3:22	3:03	0:19	Punt	NO 49	3	6	0	6	0	NO 43	Punt
11	0:53	0:00	0:53	Interception	NO 41	2	-2	0	-2	0	NO 42	End of Game

(345) Average LV 31

New Orleans Saints

#	Time Recd	Time Lost	Time Poss	How Ball Obtained	Drive Began	# Play	Yds Gain	Yds Pen	Net Yds	1st Down	Last Scrm	How Given Up
1	5:49	3:16	2:33	Kickoff	NO 30	4	32	-5	27	1	LV 43	Punt
2	0:45	14:52	0:53	Punt	50	3	50	0	50	2	LV 30	Touchdown
3	10:19	4:21	5:58	Kickoff	NO 30	7	53	-25	28	2	LV 42	Punt
4	0:57	0:00	0:57	Kickoff	NO 30	7	59	-5	54	2	* LV 16	Field Goal
5	15:00	12:53	2:07	Kickoff	NO 30	5	15	0	15	1	NO 45	Punt
6	7:57	6:59	0:58	Kickoff	NO 30	3	8	0	8	0	NO 38	Punt
7	5:55	4:51	1:04	Punt	NO 20	3	-10	0	-10	0	NO 10	Punt
8	14:14	11:22	2:52	Kickoff	NO 30	6	20	-10	10	1	NO 40	Interception
9	8:20	7:30	0:50	Kickoff	NO 30	3	-7	0	-7	0	NO 23	Punt
10	5:10	3:22	1:48	Punt	NO 10	3	-6	-2	-8	0	NO 2	Punt
11	3:03	0:53	2:10	Punt	NO 10	10	55	5	60	4	LV 30	Interception

(300) Average NO 27

* inside opponent's 20

Time of Possession by Quarter

	1st	2nd	3rd	4th	OT	Total
Visitor Las Vegas Raiders	11:42	7:57	10:51	7:20		37:50
Home New Orleans Saints	3:18	7:03	4:09	7:40		22:10

Kickoff Drive No.-Start Average

Raiders: 2 - LV 26

Saints: 7 - NO 30

Las Vegas Raiders vs New Orleans Saints
12/29/2024 at Caesars Superdome

Final Defensive Statistics

Las Vegas Raiders	Regular Defensive Plays											Special Teams					Misc			
	TKL	AST	COMB	SK	/ YDS	TFL	Q	IN	PD	FF	FR	TKL	AST	FF	FR	BL	TKL	AST	FF	FR
R.Spillane	4	4	8	1	10	2	1	0	2	0	0	0	0	0	0	0	0	0	0	0
D.Richardson	3	3	6	0	0	0	0	0	1	0	0	0	0	0	0	0	0	0	0	0
T.Moehrig	2	3	5	0	0	0	0	0	0	0	0	0	0	0	0	0	0	0	0	0
N.Hobbs	3	1	4	0	0	0	0	0	0	0	0	0	0	0	0	0	0	0	0	0
A.Butler	1	3	4	0.5	5	0	1	0	0	1	0	0	0	0	0	0	0	0	0	0
D.Deablo	1	3	4	0	0	0	1	0	0	0	0	0	0	0	0	0	0	0	0	0
K.Chaisson	3	0	3	1	7	1	1	0	0	1	0	0	0	0	0	0	0	0	0	0
I.Pola-Mao	2	1	3	0	0	0	0	0	2	0	0	0	0	0	0	0	0	0	0	0
T.Harper	1	2	3	0.5	1.5	0	1	1	1	0	0	0	0	0	0	0	0	0	0	0
T.Wilson	1	2	3	0.5	5	0	1	0	0	0	0	0	0	0	0	0	0	0	0	0
J.Laulu	1	1	2	0	0	0	0	0	0	0	0	0	0	0	0	0	0	0	0	0
C.Snowden	1	1	2	0	0	0	0	0	0	0	0	0	0	0	0	0	0	0	0	0
J.Jones	0	2	2	0	0	0	0	1	3	0	0	0	0	0	0	0	0	0	0	0
A.Carter	0	1	1	0.5	1.5	0	1	0	0	0	0	0	0	0	0	0	0	0	0	0
A.Gainer	0	0	0	0	0	0	0	0	0	0	0	0	1	0	0	0	0	0	0	0
Total	23	27	50	4	30	3	7	2	9	2	0	0	2	0	0	0	0	0	0	0

TKL = Tackle AST = Assist COMB = Combined QH=QB Hit IN = Interception PD = Pass Defense FF = Forced Fumble FR = Fumble Recovery

New Orleans Saints	Regular Defensive Plays											Special Teams					Misc			
	TKL	AST	COMB	SK	/ YDS	TFL	QH	IN	PD	FF	FR	TKL	AST	FF	FR	BL	TKL	AST	FF	FR
P.Werner	7	6	13	0	0	0	0	0	0	0	0	0	0	0	0	0	0	0	0	0
D.Davis	6	7	13	0	0	1	0	0	0	0	0	0	0	0	0	0	0	0	0	0
W.Harris	6	2	8	0	0	0	0	0	0	0	0	0	0	0	0	0	0	0	0	0
K.Saunders	3	4	7	0	0	0	0	0	0	0	0	0	0	0	0	0	0	0	0	0
N.Shepherd	2	2	4	0	0	0	0	0	0	0	0	0	0	0	0	0	0	0	0	0
C.Jordan	3	0	3	1	10	2	1	0	0	0	0	0	0	0	0	0	0	0	0	0
T.Mathieu	3	0	3	0	0	0	0	0	1	0	0	0	0	0	0	0	0	0	0	0
U.Amadi	2	1	3	0	0	0	0	0	1	0	0	1	0	0	0	0	0	0	0	0
C.Young	2	1	3	0	0	0	0	0	0	0	0	0	0	0	0	0	0	0	0	0
K.McKinstry	2	1	3	0	0	0	0	0	0	0	0	0	0	0	0	0	0	0	0	0
C.Granderson	1	2	3	0	0	0	0	0	0	0	0	0	0	0	1	0	0	0	0	0
A.Taylor	2	0	2	0	0	0	0	0	2	0	0	0	0	0	0	0	0	0	0	0
J.Howden	2	0	2	0	0	0	0	0	0	0	0	0	0	0	0	0	0	0	0	0
B.Bresee	1	0	1	0	0	0	1	0	0	0	0	0	0	0	0	0	0	0	0	0
P.Turner	1	0	1	0	0	0	0	0	0	0	0	0	0	0	0	0	0	0	0	0
W.Gay	0	1	1	0	0	0	0	0	0	0	0	0	0	0	0	0	0	0	0	0
N.Sewell	0	0	0	0	0	0	0	0	0	0	0	1	1	0	0	0	0	0	0	0
A.Prentice	0	0	0	0	0	0	0	0	0	0	0	1	0	0	0	0	0	0	0	0
I.Foskey	0	0	0	0	0	0	0	0	0	0	0	0	1	0	0	0	0	0	0	0
R.Payton	0	0	0	0	0	0	0	0	0	0	0	0	1	0	0	0	0	0	0	0
J.Gray	0	0	0	0	0	0	0	0	0	0	0	0	1	0	0	0	0	0	0	0
C.Wilson	0	0	0	0	0	0	0	0	0	0	0	0	0	0	0	1	0	0	0	0
J.Johnson	0	0	0	0	0	0	0	0	0	0	0	0	0	0	0	0	0	0	0	1
T.Fuaga	0	0	0	0	0	0	0	0	0	0	0	0	0	0	0	0	0	0	0	1
Total	43	27	70	1	10	3	2	0	4	0	0	3	4	0	0	1	1	0	0	2

Play By Play

First Quarter

12/29/2024

NO wins the coin toss and elects to defer. LV elects to Receive, and NO elects to defend the south goal.

B.Grupe kicks 64 yards from NO 35 to LV 1. C.Collier to LV 27 for 26 yards (U.Amadi).

Las Vegas Raiders at 15:00, (1st play from scrimmage 14:56)

1-10-LV 27	(14:56) (Shotgun) A.O'Connell pass short middle to B.Bowers to LV 33 for 6 yards (D.Davis; P.Werner).	
2-4-LV 33	(14:19) (Shotgun) A.O'Connell pass short right to B.Bowers to LV 35 for 2 yards (P.Werner).	
3-2-LV 35	(13:38) (Shotgun) A.O'Connell sacked at LV 26 for -9 yards (B.Bresee).	
	<i>PENALTY on NO-C.Granderson, Defensive Offside, 5 yards, enforced at LV 35 - No Play.</i>	X1
<u>1-10-LV 40</u>	(13:11) A.Abdullah up the middle to LV 44 for 4 yards (C.Young).	
2-6-LV 44	(12:35) (Shotgun) A.O'Connell pass short middle to A.Abdullah to NO 43 for 13 yards (P.Werner; W.Gay).	P2
<u>1-10-NO 43</u>	(11:52) (Shotgun) A.Abdullah right guard to NO 40 for 3 yards (N.Shepherd).	
2-7-NO 40	(11:14) A.O'Connell pass incomplete short left to A.Abdullah.	
3-7-NO 40	(11:09) (Shotgun) A.Abdullah left guard to NO 31 for 9 yards (J.Howden, D.Davis).	R3
<u>1-10-NO 31</u>	(10:29) A.O'Connell pass incomplete deep left to J.Meyers.	
2-10-NO 31	(10:24) (Shotgun) A.Abdullah up the middle to NO 25 for 6 yards (P.Werner).	
3-4-NO 25	(9:44) (Shotgun) A.O'Connell pass short middle to J.Meyers to NO 19 for 6 yards (P.Werner).	P4
<u>1-10-NO 19</u>	(9:08) A.O'Connell pass short right to J.Meyers pushed ob at NO 14 for 5 yards (A.Taylor). New Orleans challenged the pass completion ruling, and the play was REVERSED. A.O'Connell pass incomplete short right to J.Meyers (A.Taylor).	
2-10-NO 19	(9:03) (Shotgun) A.Abdullah right guard to NO 13 for 6 yards (W.Harris; P.Werner).	
3-4-NO 13	(8:21) (Shotgun) A.O'Connell pass short left to A.Abdullah for 13 yards, TOUCHDOWN. The Replay Official reviewed the runner broke the plane ruling, and the play was REVERSED. (Shotgun) A.O'Connell pass short left to A.Abdullah to NO 1 for 12 yards (D.Davis).	P5
<u>1-1-NO 1</u>	(8:05) A.Abdullah left guard to NO 1 for no gain (C.Granderson; D.Davis).	
2-1-NO 1	(7:24) A.Mattison right tackle to NO 3 for -2 yards (C.Jordan, D.Davis).	
3-3-NO 3	(6:40) (Shotgun) A.O'Connell sacked at NO 13 for -10 yards (C.Jordan).	
4-13-NO 13	(5:53) D.Carson 31 yard field goal is GOOD, Center-J.Bobenmoyer, Holder-A.Cole.	

Timeout at 05:49.

LV 3 NO 0, 17 plays, 60 yards, 1 penalty, 9:11 drive, 9:11 elapsed

D.Carson kicks 65 yards from LV 35 to end zone, Touchback to the NO 30.

New Orleans Saints at 5:49

1-10-NO 30	(5:49) (Shotgun) S.Rattler left end pushed ob at LV 42 for 28 yards (R.Spillane).	R1
<u>1-10-LV 42</u>	(5:11) (Shotgun) C.Edwards-Helaire left end to LV 38 for 4 yards (D.Richardson; J.Laulu).	
2-6-LV 38	(4:26) (Shotgun) S.Rattler pass incomplete deep middle to J.Johnson (I.Pola-Mao).	
3-6-LV 38	(4:20) (Shotgun) K.Miller up the middle to LV 38 for no gain (A.Butler).	
4-6-LV 38	<i>(3:41) (Shotgun) PENALTY on NO-O.Udoh, False Start, 5 yards, enforced at LV 38 - No Play.</i>	
4-11-LV 43	(3:24) M.Hayball punts 37 yards to LV 6, Center-Z.Wood, out of bounds.	

Timeout at 03:16.

Las Vegas Raiders at 3:16

1-10-LV 6	(3:16) A.Mattison right guard to LV 12 for 6 yards (D.Davis; T.Mathieu).	
	<i>PENALTY on LV-D.Parham, Unnecessary Roughness, 3 yards, enforced at LV 6 - No Play. Penalty on NO-P.Turner, Defensive Offside, superseded.</i>	
1-13-LV 3	(3:02) (Shotgun) A.O'Connell pass short left to J.Meyers to LV 7 for 4 yards (P.Werner).	
2-9-LV 7	(2:18) A.Mattison up the middle to LV 9 for 2 yards (C.Young; N.Shepherd).	
	Timeout #1 by LV at 01:36.	
3-7-LV 9	(1:36) (Shotgun) A.O'Connell pass short right to A.Mattison pushed ob at LV 15 for 6 yards (D.Davis). Las Vegas challenged the short of the line to gain ruling, and the play was Upheld. The ruling on the field stands. (Timeout #2.)	
4-1-LV 15	(:57) A.Cole punts 56 yards to NO 29, Center-J.Bobenmoyer. D.Pettis to 50 for 21 yards (A.Gainer; I.Pola-Mao).	

New Orleans Saints at 0:45

1-10-50	(:45) K.Miller right end pushed ob at LV 46 for 4 yards (C.Snowden).	
2-6-LV 46	(:07) (Shotgun) S.Rattler pass short left to K.Miller to LV 30 for 16 yards (R.Spillane; D.Richardson).	P2

END OF QUARTER

	Score	Time	First Downs				Efficiencies	
		Poss	R	P	X	T	3 Down	4 Down
Las Vegas Raiders	3	11:42	1	3	1	5	3/5	0/0
New Orleans Saints	0	3:18	1	1	0	2	0/1	0/0

Second Quarter

12/29/2024

Play By Play

New Orleans Saints continued.

1-10-LV 30 (15:00) S.Rattler pass deep right to F.Moreau for 30 yards, TOUCHDOWN.

P3

B.Grupe extra point is GOOD, Center-Z.Wood, Holder-M.Hayball.

Timeout at 14:52.

LV 3 NO 7, 3 plays, 50 yards, 0:53 drive, 0:08 elapsed

B.Grupe kicks 65 yards from NO 35 to LV 0. D.Laube to LV 26 for 26 yards (N.Sewell; I.Foskey).

Las Vegas Raiders at 14:52, (1st play from scrimmage 14:46)

1-10-LV 26 (14:46) A.O'Connell pass short left to A.Abdullah to LV 33 for 7 yards (W.Harris).

2-3-LV 33 (14:01) A.Abdullah left guard to LV 35 for 2 yards (W.Harris).

3-1-LV 35 (13:20) A.O'Connell pass deep right to T.Marshall to NO 37 for 28 yards (A.Taylor). P6

1-10-NO 37 (12:33) (Shotgun) A.Abdullah left guard to NO 26 for 11 yards (W.Harris). R71-10-NO 26 (11:50) (Shotgun) A.Abdullah left end to NO 26 for no gain (K.Saunders).

2-10-NO 26 (11:09) T.Tucker right end to NO 21 for 5 yards (T.Mathieu).

3-5-NO 21 (10:28) (Shotgun) A.O'Connell pass incomplete short middle to T.Tucker (U.Amadi).

4-5-NO 21 (10:23) D.Carlson 39 yard field goal is GOOD, Center-J.Bobenmoyer, Holder-A.Cole.

Timeout at 10:19.

LV 6 NO 7, 8 plays, 53 yards, 4:33 drive, 4:41 elapsed

D.Carlson kicks 65 yards from LV 35 to end zone, Touchback to the NO 30.

New Orleans Saints at 10:19

1-10-NO 30 (10:19) K.Miller left end to NO 33 for 3 yards (T.Wilson).

PENALTY on NO-F.Moreau, Offensive Holding, 10 yards, enforced at NO 30 - No Play.

1-20-NO 20 (9:58) (Shotgun) S.Rattler pass short right to D.Pettis to NO 22 for 2 yards (T.Wilson).

2-18-NO 22 (9:20) (Shotgun) S.Rattler pass short middle to J.Johnson to NO 47 for 25 yards (T.Moehrig). P4

1-10-NO 47 (8:42) L.Young reported in as eligible. C.Edwards-Helaire left end to LV 44 for 9 yards (K.Chaisson).

2-1-LV 44 (8:05) C.Edwards-Helaire left guard to LV 40 for 4 yards (J.Laulu). R5

1-10-LV 40 (7:28) K.Miller right end to LV 41 for -1 yards (R.Spillane).

2-11-LV 41 (6:48) (Shotgun) Ja.Williams right tackle to LV 34 for 7 yards (A.Burney).

PENALTY on NO-C.Wilson, Illegal Shift, 5 yards, enforced at LV 41 - No Play.

2-16-LV 46 (6:29) (Shotgun) S.Rattler pass short left to C.Wilson to LV 40 for 6 yards (D.Richardson).

3-10-LV 40 (5:48) (Shotgun) S.Rattler pass deep left to J.Johnson to LV 1 for 39 yards (R.Spillane).

PENALTY on NO-T.Fuaga, Offensive Holding, 10 yards, enforced at LV 40 - No Play.

3-20-50 (5:15) (Shotgun) S.Rattler pass short right to C.Edwards-Helaire to LV 42 for 8 yards (A.Butler; T.Harper).

4-12-LV 42 (4:32) M.Hayball punts 37 yards to LV 5, impetus ends at LV 1, Center-Z.Wood, downed by NO-P.Turner.

Timeout at 04:21.

Las Vegas Raiders at 4:21

1-10-LV 5 (4:21) A.Abdullah up the middle to LV 12 for 7 yards (D.Davis).

PENALTY on LV-M.Mayer, Offensive Holding, 2 yards, enforced at LV 5 - No Play.

1-12-LV 3 (3:52) A.O'Connell pass incomplete deep left to T.Tucker.

2-12-LV 3 (3:46) (Shotgun) A.Abdullah up the middle to LV 20 for 17 yards (W.Harris). R8

1-10-LV 20 (3:02) A.O'Connell pass short left to B.Bowers to LV 33 for 13 yards (K.McKinstry). P91-10-LV 33 (2:18) (Shotgun) A.O'Connell pass incomplete short left to A.Mattison.

2-10-LV 33 (2:14) (Shotgun) A.Mattison up the middle to LV 38 for 5 yards (C.Jordan).

Two-Minute Warning

**** Injury Update: NO-K.Miller return is Questionable.**

3-5-LV 38 (2:00) (Shotgun) A.O'Connell pass deep left to J.Meyers to NO 33 for 29 yards (U.Amadi). P10

1-10-NO 33 (1:22) (Shotgun) A.O'Connell pass short middle to B.Bowers to NO 16 for 17 yards (W.Harris). P11

Timeout #1 by NO at 01:10.

1-10-NO 16 (1:10) A.Abdullah left tackle to NO 3 for 13 yards (U.Amadi; P.Werner). NO-P.Werner was injured during the play. R12

Timeout #2 by NO at 01:01.

1-3-NO 3 (1:01) T.Munford reported in as eligible. A.O'Connell pass short left to J.Meyers for 3 yards, TOUCHDOWN. **** Injury Update: NO-P.Werner has returned to the game.** P13

Las Vegas Raiders vs New Orleans Saints at Caesars Superdome

D.Carlson extra point is GOOD, Center-J.Bobenmoyer, Holder-A.Cole.

Timeout at 00:57.

LV 13 NO 7, 9 plays, 95 yards, 3:24 drive, 14:03 elapsed

D.Carlson kicks 65 yards from LV 35 to end zone, Touchback to the NO 30.

New Orleans Saints at 0:57

1-10-NO 30 (:57) (Shotgun) S.Rattler pass short right to C.Wilson to NO 39 for 9 yards (D.Deablo; J.Jones).

2-1-NO 39 (:39) (No Huddle, Shotgun) S.Rattler pass short right to Ja.Williams to LV 49 for 12 yards (J.Jones; D.Deablo). P6

Timeout #3 by NO at 00:31.

1-10-LV 49 (:31) (Shotgun) S.Rattler pass short right to F.Moreau pushed ob at LV 40 for 9 yards (I.Pola-Mao).

2-1-LV 40 (:24) (Shotgun) S.Rattler pass deep left to K.Austin pushed ob at LV 17 for 23 yards (D.Richardson). P7

1-10-LV 17 (:18) (Shotgun) S.Rattler pass incomplete short left to Ja.Williams.

PENALTY on NO, Illegal Formation, 5 yards, enforced at LV 17 - No Play.

1-15-LV 22 (:14) (Shotgun) S.Rattler pass short left to J.Johnson pushed ob at LV 16 for 6 yards (D.Richardson).

2-9-LV 16 (:09) (Shotgun) S.Rattler pass incomplete deep right.

3-9-LV 16 (:03) **B.Grupe 34 yard field goal is GOOD, Center-Z.Wood, Holder-M.Hayball.**

LV 13 NO 10, 7 plays, 54 yards, 0:57 drive, 15:00 elapsed
--

END OF QUARTER

	Score	Time Poss	First Downs				Efficiencies	
			R	P	X	T	3 Down	4 Down
Las Vegas Raiders	13	7:57	3	5	0	8	2/3	0/0
New Orleans Saints	10	7:03	1	4	0	5	0/1	0/0

Third Quarter

12/29/2024

Play By Play

NO elects to Receive, and LV elects to defend the South goal.

D.Carlson kicks 65 yards from LV 35 to end zone, Touchback to the NO 30.

New Orleans Saints at 15:00

** Injury Update: NO-K.Miller is Out of the game.

- 1-10-NO 30 (15:00) L.Young reported in as eligible. C.Edwards-Helaire left tackle to NO 31 for 1 yard (R.Spillane; D.Richardson).
- 2-9-NO 31 (14:26) (Shotgun) S.Rattler pass short right to J.Johnson to NO 41 for 10 yards (N.Hobbs) [D.Deablo]. P8
- 1-10-NO 41 (13:49) (Shotgun) S.Rattler pass incomplete short right to K.Austin (J.Jones).
- 2-10-NO 41 (13:42) (Shotgun) S.Rattler pass short left to J.Johnson to NO 45 for 4 yards (A.Butler; I.Pola-Mao). FUMBLES (A.Butler), and recovers at NO 45.
- 3-6-NO 45 (13:04) (Shotgun) S.Rattler pass incomplete short middle to J.Johnson.
- 4-6-NO 45 (13:00) M.Hayball punts 40 yards to LV 15, Center-Z.Wood, fair catch by A.Abdullah.

Timeout at 12:53.

Las Vegas Raiders at 12:53

- 1-10-LV 15 (12:53) A.Abdullah left tackle to LV 18 for 3 yards (P.Werner; K.Saunders).
- 2-7-LV 18 (12:14) (Shotgun) A.O'Connell pass short right to T.Tucker to LV 24 for 6 yards (W.Harris).
- 3-1-LV 24 (11:35) A.Abdullah left end ran ob at LV 38 for 14 yards (K.Saunders). R14
- 1-10-LV 38 (10:54) (Shotgun) A.O'Connell pass incomplete deep left to J.Meyers.
- 2-10-LV 38 (10:49) (Shotgun) A.Mattison right end to LV 39 for 1 yard (P.Werner).
- 3-9-LV 39 (10:04) (Shotgun) A.O'Connell pass short middle to J.Meyers to NO 42 for 19 yards (U.Amadi). P15
- Penalty on NO-U.Amadi, Defensive Pass Interference, declined.*
- 1-10-NO 42 (9:34) A.Abdullah left tackle to NO 37 for 5 yards (N.Shepherd).
- 2-5-NO 37 (8:49) (Shotgun) A.O'Connell pass incomplete short left to T.Tucker.
- 3-5-NO 37 (8:45) (Shotgun) A.Abdullah right guard to NO 36 for 1 yard (C.Young).
- 4-4-NO 36 (8:03) **D.Carlson 54 yard field goal is GOOD, Center-J.Bobenmoyer, Holder-A.Cole.**

Timeout at 07:57.

LV 16 NO 10, 10 plays, 49 yards, 4:56 drive, 7:03 elapsed
--

D.Carlson kicks 65 yards from LV 35 to end zone, Touchback to the NO 30.

New Orleans Saints at 7:57

- 1-10-NO 30 (7:57) S.Rattler pass incomplete deep left to M.Valdes-Scantling (D.Richardson).
- 2-10-NO 30 (7:50) (Shotgun) Ja.Williams right guard to NO 38 for 8 yards (D.Deablo, T.Moehrig).
- 3-2-NO 38 (7:13) (Shotgun) S.Rattler pass incomplete short middle to F.Moreau (R.Spillane).
- 4-2-NO 38 (7:09) M.Hayball punts 38 yards to LV 24, Center-Z.Wood, downed by NO-P.Turner.

Timeout at 06:59.

Las Vegas Raiders at 6:59

- 1-10-LV 24 (6:59) (Shotgun) A.O'Connell pass incomplete short right to T.Marshall (A.Taylor).
- 2-10-LV 24 (6:53) (Shotgun) A.Abdullah up the middle to LV 29 for 5 yards (P.Turner, W.Harris).
- 3-5-LV 29 (6:12) (Shotgun) A.O'Connell pass incomplete short middle to M.Mayer (T.Mathieu).
- 4-5-LV 29 (6:06) A.Cole punts 71 yards to end zone, Center-J.Bobenmoyer, Touchback.

Timeout at 05:55.

New Orleans Saints at 5:55

- 1-10-NO 20 (5:55) S.Rattler pass incomplete short left to A.Prentice.
- 2-10-NO 20 (5:51) (Shotgun) S.Rattler pass incomplete short right to C.Edwards-Helaire (R.Spillane).
- 3-10-NO 20 (5:44) (Shotgun) S.Rattler sacked at NO 10 for -10 yards (R.Spillane).
- 4-20-NO 10 (5:01) M.Hayball punts 55 yards to LV 35, Center-Z.Wood. A.Abdullah to LV 39 for 4 yards (R.Payton; J.Gray).

Timeout at 04:51.

Las Vegas Raiders at 4:51

- 1-10-LV 39 (4:51) (Shotgun) A.Abdullah right tackle to LV 47 for 8 yards (A.Taylor).
- 2-2-LV 47 (4:11) A.Abdullah up the middle to LV 48 for 1 yard (D.Davis).
- 3-1-LV 48 (3:50) (No Huddle) A.O'Connell right guard to LV 49 for 1 yard (P.Werner). R16
- 1-10-LV 49 (3:06) (Shotgun) A.O'Connell pass incomplete short left to A.Mattison [B.Bresee].
- 2-10-LV 49 (3:00) (Shotgun) A.O'Connell pass short middle to B.Bowers to NO 40 for 11 yards (J.Howden). P17

Las Vegas Raiders vs New Orleans Saints at Caesars Superdome

1-10-NO 40 (2:20) (Shotgun) A.Mattison up the middle to NO 34 for 6 yards (D.Davis).

2-4-NO 34 (1:39) A.Mattison up the middle to NO 29 for 5 yards (P.Werner).

1-10-NO 29 (:56) (Shotgun) A.O'Connell pass short middle to B.Bowers to NO 14 for 15 yards (T.Mathieu).

1-10-NO 14 (:16) A.Abdullah right tackle to NO 10 for 4 yards (K.Saunders).

R18

P19

END OF QUARTER

	Score	Time Poss	First Downs				Efficiencies	
			R	P	X	T	3 Down	4 Down
Las Vegas Raiders	16	10:51	3	3	0	6	3/5	0/0
New Orleans Saints	10	4:09	0	1	0	1	0/3	0/0

Fourth Quarter

12/29/2024

Play By Play

Las Vegas Raiders continued.

- 2-6-NO 10 (15:00) (Shotgun) A.Abdullah left guard to NO 7 for 3 yards (D.Davis).
 3-3-NO 7 (14:19) (Shotgun) A.O'Connell pass incomplete short left to J.Meyers.
 4-3-NO 7 (14:16) **D.Carlson 25 yard field goal is GOOD, Center-J.Bobenmoyer, Holder-A.Cole.**

Timeout at 14:14.

LV 19 NO 10, 12 plays, 54 yards, 5:37 drive, 0:46 elapsed
--

D.Carlson kicks 65 yards from LV 35 to end zone, Touchback to the NO 30.

New Orleans Saints at 14:14

- 1-10-NO 30 (14:14) (Shotgun) C.Edwards-Helaire up the middle to NO 32 for 2 yards (R.Spillane; T.Wilson).
 2-8-NO 32 (13:52) (No Huddle, Shotgun) S.Rattler pass incomplete short right to F.Moreau.
 3-8-NO 32 (13:45) (Shotgun) S.Rattler pass short right to D.Pettis to NO 38 for 6 yards (N.Hobbs).
 4-2-NO 38 (13:04) (Shotgun) S.Rattler scrambles left end to NO 46 for 8 yards (K.Chaisson). R9
1-10-NO 46 (12:06) (No Huddle, Shotgun) Ja.Williams up the middle to 50 for 4 yards (C.Snowden; D.Deablo).
 2-6-50 (11:45) (No Huddle, Shotgun) S.Rattler pass short right to C.Wilson to LV 34 for 16 yards (J.Jones). LV-K.Chaisson was injured during the play.
PENALTY on NO-O.Udoh, Offensive Holding, 10 yards, enforced at 50 - No Play.
 2-16-NO 40 (11:30) (Shotgun) S.Rattler pass short right intended for C.Wilson INTERCEPTED by J.Jones at NO 40. J.Jones ran ob at NO 40 for no gain (C.Wilson).

Las Vegas Raiders at 11:22

- 1-10-NO 40 (11:22) A.O'Connell pass incomplete deep left to T.Tucker.
 2-10-NO 40 (11:16) (Shotgun) A.Mattison left tackle to NO 35 for 5 yards (K.McKinstry).
 3-5-NO 35 (10:36) (Shotgun) A.O'Connell pass short middle to B.Bowers to NO 22 for 13 yards (T.Mathieu). P20
1-10-NO 22 (9:50) B.Bowers left end pushed ob at NO 23 for -1 yards (D.Davis).
 2-11-NO 23 (9:10) A.Mattison left end to NO 18 for 5 yards (D.Davis; K.Saunders).
 3-6-NO 18 (8:27) **(Shotgun) A.O'Connell pass deep left to T.Tucker for 18 yards, TOUCHDOWN.** P21
 D.Carlson extra point is Blocked (C.Granderson), Center-J.Bobenmoyer, Holder-A.Cole.

Timeout at 08:20.

LV 25 NO 10, 6 plays, 40 yards, 3:02 drive, 6:40 elapsed

D.Carlson kicks 65 yards from LV 35 to end zone, Touchback to the NO 30.

New Orleans Saints at 8:20

- 1-10-NO 30 (8:20) (Shotgun) S.Rattler sacked at NO 21 for -9 yards (K.Chaisson). FUMBLES (K.Chaisson) [K.Chaisson], recovered by NO-T.Fuaga at NO 23. **** Injury Update: LV-K.Chaisson has returned to the game.**
 2-17-NO 23 (7:53) (No Huddle, Shotgun) S.Rattler pass incomplete deep right.
 3-17-NO 23 (7:48) (Shotgun) S.Rattler pass incomplete deep right to J.Johnson (J.Jones).
 4-17-NO 23 (7:43) M.Hayball punts 55 yards to LV 22, Center-Z.Wood. T.Tucker to LV 33 for 11 yards (A.Prentice).

Las Vegas Raiders at 7:30

- 1-10-LV 33 (7:30) (Shotgun) A.Mattison right guard to LV 35 for 2 yards (N.Shepherd; D.Davis).
 2-8-LV 35 (6:51) (Shotgun) A.O'Connell pass short left to M.Mayer to LV 49 for 14 yards (D.Davis; K.McKinstry). P22
1-10-LV 49 (6:09) A.O'Connell pass incomplete short right to T.Tucker.
 2-10-LV 49 (6:03) (Shotgun) A.Mattison left guard to NO 48 for 3 yards (B.Bresee).
 3-7-NO 48 (5:21) (Shotgun) A.O'Connell pass incomplete deep left to T.Tucker.
 4-7-NO 48 (5:16) A.Cole punts 38 yards to NO 10, Center-J.Bobenmoyer, fair catch by D.Pettis.

Las Vegas Raiders

**** Injury Update: LV-A.Abdullah return is Questionable.**

New Orleans Saints at 5:10

- 1-10-NO 10 (5:10) (Shotgun) S.Rattler pass short middle to C.Edwards-Helaire to NO 12 for 2 yards (N.Hobbs).
 2-8-NO 12 (4:45) (No Huddle, Shotgun) S.Rattler pass short left to C.Wilson to NO 14 for 2 yards (T.Harper).
 3-6-NO 14 (4:22) (No Huddle, Shotgun) S.Rattler sacked at NO 4 for -10 yards (sack split by A.Butler and T.Wilson).
 4-16-NO 4 (3:35) *(Punt formation) PENALTY on NO, Delay of Game, 2 yards, enforced at NO 4 - No Play.*
 4-18-NO 2 (3:35) M.Hayball punts 64 yards to LV 34, Center-Z.Wood. T.Tucker to NO 49 for 17 yards (N.Sewell). NO-J.Ford was injured during the play.

Timeout at 03:22.

Las Vegas Raiders at 3:22

- 1-10-NO 49 (3:22) C.Collier up the middle to NO 46 for 3 yards (K.Saunders; C.Granderson).

Las Vegas Raiders vs New Orleans Saints at Caesars Superdome

Timeout #1 by NO at 03:19.

2-7-NO 46 (3:19) C.Collier left guard to NO 45 for 1 yard (P.Werner; K.Saunders).

Timeout #2 by NO at 03:14.

** Injury Update: NO-P.Turner is Out of the game.

3-6-NO 45 (3:14) C.Collier up the middle to NO 43 for 2 yards (C.Granderson).

Timeout #3 by NO at 03:10.

** Injury Update: NO-J.Ford is Out of the game.

4-4-NO 43 (3:10) A.Cole punts 33 yards to NO 10, Center-J.Bobenmoyer, fair catch by D.Pettis.

Las Vegas Raiders

** Injury Update: NO-P.Turner return is Doubtful.

New Orleans Saints at 3:03

1-10-NO 10 (3:03) (Shotgun) S.Rattler pass incomplete short left to M.Valdes-Scantling (Z.Carter).

PENALTY on LV-A.Carter, Roughing the Passer, 15 yards, enforced at NO 10 - No Play.

X10

1-10-NO 25 (2:58) (Shotgun) S.Rattler pass short middle to J.Johnson to NO 30 for 5 yards (R.Spillane).

2-5-NO 30 (2:38) (No Huddle, Shotgun) S.Rattler scrambles left end ran ob at NO 40 for 10 yards (T.Moehrig).

R11

1-10-NO 40 (2:31) (Shotgun) S.Rattler pass incomplete short left to C.Edwards-Helaire.

2-10-NO 40 (2:27) (Shotgun) S.Rattler pass deep left to D.Pettis pushed ob at LV 41 for 19 yards (I.Pola-Mao).

P12

1-10-LV 41 (2:21) C.Wilson sacked at LV 44 for -3 yards (sack split by T.Harper and A.Carter).

Two-Minute Warning

2-13-LV 44 (2:00) (Shotgun) S.Rattler pass incomplete short middle to M.Valdes-Scantling (I.Pola-Mao). NO-M.Valdes-Scantling was injured during the play.

Timeout #4 by NO at 01:54.

3-13-LV 44 (1:54) (Shotgun) S.Rattler pass short middle to J.Johnson to LV 28 for 16 yards (T.Moehrig; N.Hobbs).

P13

1-10-LV 28 (1:34) (No Huddle, Shotgun) S.Rattler pass incomplete deep left to D.Pettis.

2-10-LV 28 (1:29) (Shotgun) S.Rattler pass short left to F.Moreau to LV 20 for 8 yards (R.Spillane; T.Moehrig).

3-2-LV 20 (1:12) (No Huddle, Shotgun) S.Rattler pass short right to J.Johnson to LV 4 for 16 yards (N.Hobbs) [K.Chaisson].

PENALTY on NO-J.Johnson, Offensive Pass Interference, 10 yards, enforced at LV 20 - No Play.

3-12-LV 30 (1:04) (Shotgun) S.Rattler pass short middle intended for J.Johnson INTERCEPTED by T.Harper at LV 22. T.Harper to LV 36 for 14 yards.

PENALTY on NO-T.Penning, Unnecessary Roughness, 23 yards, enforced at LV 36.

Las Vegas Raiders at 0:53

1-10-NO 41 (:53) A.O'Connell kneels to NO 42 for -1 yards.

2-11-NO 42 (:35) A.O'Connell kneels to NO 43 for -1 yards.

END OF QUARTER

	Score	Time Poss	First Downs				Efficiencies	
			R	P	X	T	3 Down	4 Down
Las Vegas Raiders	25	7:20	0	3	0	3	2/5	0/0
New Orleans Saints	10	7:40	2	2	1	5	1/5	1/1

Miscellaneous Statistics Report

Las Vegas Raiders vs New Orleans Saints
12/29/2024 at Caesars Superdome

Ten Longest Plays for Las Vegas Raiders

Yards	Qtr	Play Start	Play Description
29	2	3-5-LV 38	(2:00) (Shotgun) A.O'Connell pass deep left to J.Meyers to NO 33 for 29 yards (U.Amadi).
28	2	3-1-LV 35	(13:20) A.O'Connell pass deep right to T.Marshall to NO 37 for 28 yards (A.Taylor).
19	3	3-9-LV 39	(10:04) (Shotgun) A.O'Connell pass short middle to J.Meyers to NO 42 for 19 yards (U.Amadi). Penalty on NO-U.Amadi, Defensive Pass Interference, declined.
18	4	3-6-NO 18	(8:27) (Shotgun) A.O'Connell pass deep left to T.Tucker for 18 yards, TOUCHDOWN.
17	2	2-12-LV 3	(3:46) (Shotgun) A.Abdullah up the middle to LV 20 for 17 yards (W.Harris).
17	2	1-10-NO 33	(1:22) (Shotgun) A.O'Connell pass short middle to B.Bowers to NO 16 for 17 yards (W.Harris).
15	3	1-10-NO 29	(:56) (Shotgun) A.O'Connell pass short middle to B.Bowers to NO 14 for 15 yards (T.Mathieu).
14	3	3-1-LV 24	(11:35) A.Abdullah left end ran ob at LV 38 for 14 yards (K.Saunders).
14	4	2-8-LV 35	(6:51) (Shotgun) A.O'Connell pass short left to M.Mayer to LV 49 for 14 yards (D.Davis; K.McKinstry).
13	1	2-6-LV 44	(12:35) (Shotgun) A.O'Connell pass short middle to A.Abdullah to NO 43 for 13 yards (P.Werner; W.Gay).

Ten Longest Plays for New Orleans Saints

Yards	Qtr	Play Start	Play Description
30	2	1-10-LV 30	(15:00) S.Rattler pass deep right to F.Moreau for 30 yards, TOUCHDOWN.
28	1	1-10-NO 30	(5:49) (Shotgun) S.Rattler left end pushed ob at LV 42 for 28 yards (R.Spillane).
25	2	2-18-NO 22	(9:20) (Shotgun) S.Rattler pass short middle to J.Johnson to NO 47 for 25 yards (T.Moehrig).
23	2	2-1-LV 40	(:24) (Shotgun) S.Rattler pass deep left to K.Austin pushed ob at LV 17 for 23 yards (D.Richardson).
19	4	2-10-NO 40	(2:27) (Shotgun) S.Rattler pass deep left to D.Pettis pushed ob at LV 41 for 19 yards (I.Pola-Mao).
16	1	2-6-LV 46	(:07) (Shotgun) S.Rattler pass short left to K.Miller to LV 30 for 16 yards (R.Spillane; D.Richardson).
16	4	3-13-LV 44	(1:54) (Shotgun) S.Rattler pass short middle to J.Johnson to LV 28 for 16 yards (T.Moehrig; N.Hobbs).
12	2	2-1-NO 39	(:39) (No Huddle, Shotgun) S.Rattler pass short right to Ja.Williams to LV 49 for 12 yards (J.Jones; D.Deablo).
10	3	2-9-NO 31	(14:26) (Shotgun) S.Rattler pass short right to J.Johnson to NO 41 for 10 yards (N.Hobbs) [D.Deablo].
10	4	2-5-NO 30	(2:38) (No Huddle, Shotgun) S.Rattler scrambles left end ran ob at NO 40 for 10 yards (T.Moehrig).

Touchdown Scoring Information

		Offense	Defense	Special Teams
VISITOR	Las Vegas Raiders	2	0	0
HOME	New Orleans Saints	1	0	0

Player Scoring Information

Club	Player	TD	Rush TD	Rec TD	KO TD	Punt TD	Int TD	Fum TD	Misc TD	FG	XP	2Pt Rush	2Pt Rec	Sfty	Points
LV	D.Carlson	0	0	0	0	0	0	0	0	4	1	0	0	0	13
LV	J.Meyers	0	0	1	0	0	0	0	0	0	0	0	0	0	6
LV	T.Tucker	0	0	1	0	0	0	0	0	0	0	0	0	0	6
NO	F.Moreau	0	0	1	0	0	0	0	0	0	0	0	0	0	6
NO	B.Grupe	0	0	0	0	0	0	0	0	1	1	0	0	0	4

Possession Detail

	First Half		Second Half		Game	
	Visitor	Home	Visitor	Home	Visitor	Home
Largest Lead	6	4	15	0	15	4
Drives Leading	1	1	7	0	8	1
Time of Possession Leading	2:31	5:58	18:11	0:00	20:42	5:58
Largest Deficit	-4	-6	0	-15	-4	-15
Drives Trailing	2	3	0	7	2	10
Time of Possession Trailing	7:57	4:23	0:00	11:49	7:57	16:12
Times Score Tied Up		0		0		0
Lead Changes		3		0		3