




WEEK NINE
CHARLOTTE, N.C.
NOVEMBER 3
1:00 PM EST





NEW ORLEANS SAINTS AT CAROLINA PANTHERS



2 - 6

NOVEMBER 3, 2024 • 1:00 P.M. ET
CHARLOTTE, N.C. • BANK OF AMERICA STADIUM

1 - 7

THE MATCHUP

- Carolina opens the month of November at home to take on divisional foe, the New Orleans Saints. The two teams squared off in the season opener where the Saints were victorious, 47-10. This will mark the Panthers third NFC South matchup, having faced New Orleans in Week One and the Atlanta Falcons in Week Six.
- All-time, this will mark the 60th regular season matchup between the two division rivals with the Saints leading 31-28. New Orleans holds a slight advantage (15-14) with games played in Carolina, having won last year's Week Two Monday night matchup in Bank of America Stadium, 20-17.
- The Panthers enter the contest with a 1-7 record after falling to the Denver Broncos on the road, 28-14. Following Carolina's bout against the Saints, the Panthers will travel to Munich to take on the New York Giants.
- New Orleans (2-6) comes to Charlotte having lost their last six games after winning their first two contests to begin the season. The Saints have a 1-2 NFC South record, having played each division opponent at least once.

SERIES

ALL-TIME SERIES (REGULAR SEASON)
59 matchups | New Orleans leads 31-28

LAST REGULAR SEASON GAME
9/8/24 | Carolina 10 at New Orleans 47

SERIES RECORD IN CHARLOTTE
New Orleans leads 15-14

WEEK NINE SPOTLIGHT

ROOKIE WATCH



Carolina's two rookie wide receivers found pay dirt against the Denver Broncos in Week Eight, as **Jalen Coker** and **Xavier Legette** combined for eight catches for 112 yards and two touchdowns. Coker led the team with four receptions for 73 yards and his first career touchdown after connecting with QB Bryce Young for a 15-yard score in the fourth quarter. Since hauling in his first reception against the Chicago Bears in Week Five, Coker ranks fifth among all rookies with 186 receiving yards and tied for seventh with 12 receptions.

A first-round pick, **Legette** hauled in his third receiving touchdown of the season on the Panthers first drive and finished the game with four receptions for 34 yards and a touchdown. The South Carolina product has found the endzone in three of his last five games and now ranks sixth among all NFL rookies with 22 receptions and ninth with 211 receiving yards.

LB Trevin Wallace continued his solid play on the defensive side, recording four tackles to go along with his second career forced fumble. Since making his first start in Week Five against Chicago, Wallace passes the rookie class and is tied for eighth league-wide with 35 total tackles. His 35 tackles is the most by a Panthers defender through their first four career starts.

MOST TACKLES IN FIRST FOUR STARTS (PANTHERS HISTORY)

- **TREVIN WALLACE (2024)** 35
- **JEREMY CHINN (2020)** 34
- **JOSH NORMAN (2012)** 30
- **JORDAN SENN (2011)** 29
- **WILL WITHERSPOON (2002)** 28

BROADCAST INFORMATION



TELEVISION

CBS

Play by Play - Tom McCarthy
Analyst - Jay Feely
Sideline - Amanda Ballonis

RADIO

WRFX 99.7 FM

Play by Play - Anish Shroff
Analyst - Jake Delhomme
Analyst - Luke Kuechly
Sideline - Kristen Balloni
Host - Jim Szoke

SPANISH RADIO

WXNC 97.3 FM

1060 AM
Play by Play - Jaime Moreno
Analyst - Antonio Ramos

PANTHERS COMMUNICATIONS DEPARTMENT

Bruce Speight Vice President - Communications
Chris Brannon Communications Coordinator
Dillon Love Communications Coordinator



McKayla Gough Communications Intern
Charlie Rock Communications Intern
Media Website: www.NFLOMG.com

2024 SCHEDULE

HOME AWAY

PS 1		PATRIOTS	AUG 8 L, 3-17
PS 2		JETS	AUG 17 L, 12-15
PS 3		BILLS	AUG 24 W, 31-26
WK 1		SAINTS	SEP 8 L, 10-47
WK 2		CHARGERS	SEP 15 L, 3-26
WK 3		RAIDERS	SEP 22 W, 36-22
WK 4		BENGALS	SEP 29 L, 24-34
WK 5		BEARS	OCT 6 L, 10-36
WK 6		FALCONS	OCT 13 L, 20-38
WK 7		COMMANDERS	OCT 20 L, 7-40
WK 8		BRONCOS	OCT 27 L, 14-28
WK 9		SAINTS	NOV 3 1:00PM
WK 10		GIANTS	NOV 10 9:30AM
WK 12		CHIEFS	NOV 24 1:00PM
WK 13		BUCCANEERS	DEC 1 4:05PM
WK 14		EAGLES	DEC 8 1:00PM
WK 15		COWBOYS	DEC 15 1:00PM
WK 16		CARDINALS	DEC 22 4:05PM
WK 17		BUCCANEERS	DEC 29 1:00PM
WK 18		FALCONS	TBD

WEEK EIGHT RECAP

	1	2	3	4	TOTAL
	7	0	0	7	14
	0	21	7	0	28

ROOKIE IMPACT

- **WR Jalen Coker** reeled in the first touchdown reception of his career, a 15-yard catch from QB Bryce Young, to finish a 10-play, 98-yard drive (1:55). Coker finished the day with four receptions and a team-high 78 receiving yards. His 78 receiving yards on the day marked a career-high.
- **S Demani Richardson** made his first career start, totaling a team-high 11 tackles (seven solo).
- **LB Trevin Wallace** logged his second career forced fumble in the fourth quarter, causing Bo Nix to fumble at the Broncos goal line. With four tackles (two solo) in Sunday's game, Wallace surpassed Jeremy Chinn (34) for most tackles by a Panthers defender through their first four starts (35).

X RIDES AGAIN

- Rookie **WR Xavier Legette** recorded his third touchdown of the season, hauling in a 6-yard touchdown pass from QB Bryce Young in the first quarter. Legette finished the game with four receptions for 34 yards and one touchdown.
- Among rookies this season, Legette is tied for fourth in receiving touchdowns. He is also tied for second in receiving touchdowns among rookies since Week Four.

Rookie Receiving Touchdown Leaders (2024 NFL Season)

Rank	Name	Team	Receiving Touchdowns
T-1.	Marvin Harrison Jr.	ARI	5
T-1.	Brian Thomas Jr.	JAX	5
3.	Ladd McConkey	LAC	4
T-4.	Xavier Legette	CAR	3
T-4.	Keon Coleman	BUF	3
T-4.	Malik Nabers	NYG	3
T-4.	Xavier Worthy	KC	3

Rookie Receiving Touchdown Leaders (2024 NFL Season Weeks 4-8)

Rank	Name	Team	Receiving Touchdowns
1.	Brian Thomas Jr.	JAX	4
T-2.	Xavier Legette	CAR	3
T-2.	Ladd McConkey	LAC	3
T-4.	Keon Coleman	BUF	2
T-4.	Marvin Harrison Jr.	ARI	2
T-4.	Xavier Worthy	KC	2

DON'T BE SHY

- On the Broncos opening drive, **DT Shy Tuttle** forced and recovered a fumble, setting up a Panthers touchdown. In the fourth quarter, Tuttle recorded his second fumble recovery of the game and third of his career. Tuttle finished the game with seven total tackles (four solo), one forced fumble and two fumble recoveries.
- Tuttle's two fumble recoveries tied a team record for the most opponent fumble recoveries in a game, a stat line which has been previously accomplished nine times, most recently by Jeremy Chinn against the Vikings (11/29/20).

AROUND THE HORN

- With two passes defensed against the Broncos, **CB Jaycee Horn** set a career-high for passes defensed in a season (nine). Horn also added two tackles (one solo).

DOUBLE TROUBLE

- In the first quarter, **DE A'Shawn Robinson** sacked Bo Nix, forcing a Broncos punt. He later got to Nix again in the third quarter, marking the first multi-sack game of his career. Robinson now has 2.0 sacks on the season and 9.0 for his career. He finished against the Broncos with five tackles (four solo), 2.0 sacks, two quarterback hits and two tackles for loss.



WEEK 9 • PANTHERS VS. SAINTS



2024 TEAM STATISTICS

CAROLINA PANTHERS

SAINTS

OFFENSE

281.9 (29th)	Total Net Yards Per Game	319.5 (21st)
104.0 (25th)	Rushing Yards Per Game	116.4 (21st)
4.52 (12th)	Rushing Yards Per Attempt	4.31 (19th)
177.9 (30th)	Passing Net Yards Per Game	203.1 (19th)
16.0 (T-9th)	Sacks Allowed	21.0 (T-23rd)
31.6 (30th)	Third Down Efficiency	38.8 (17th)
15.5 (T-29th)	Points Per Game	23.1 (17th)

DEFENSE

387.5 (31st)	Total Net Yards Allowed Per Game	392.8 (32nd)
154.6 (32nd)	Rushing Yards Allowed Per Game	143.6 (28th)
4.51 (17th)	Rushing Yards Allowed Per Attempt	5.25 (31st)
232.9 (25th)	Passing Net Yards Allowed Per Game	249.1 (28th)
9.0 (30th)	Sacks	18.0 (T-18th)
8 (T-16th)	Takeaways	13 (T-7th)
50.5 (31st)	Third Down Efficiency	37.9 (18th)
33.9 (32nd)	Points Allowed Per Game	25.8 (25th)

PREVIOUS RESULTS

REGULAR SEASON PANTHERS (28-31) vs. SAINTS

Home: 14-15...Away: 14-16

Postseason: 0-1

Last 15 Matchups

9/24/17 NEW ORLEANS L 34-13
12/3/17 at New Orleans L 31-21
12/17/18 NEW ORLEANS L 12-9
12/30/18 at New Orleans W 33-14
11/24/19 at New Orleans L 34-31
12/29/19 NEW ORLEANS L 42-10
10/25/20 at New Orleans L 27-24
1/3/21 NEW ORLEANS L 33-7
9/19/21 NEW ORLEANS W 26-7
1/2/22 at New Orleans L 18-10
9/25/22 NEW ORLEANS W 22-14
1/8/23 at New Orleans W 10-7
9/18/23 NEW ORLEANS L 20-17
12/10/23 at New Orleans L 28-6
9/8/24 at New Orleans L 47-10

PANTHERS BESTS vs. SAINTS

PASSING

Passing Yards.....	335 - Kerry Collins (11/26/95)
Passing Touchdowns.....	5 - 2x, last by Cam Newton (12/6/15)
Passer Rating.....	129.2 - 2x, last by Cam Newton (9/16/12)

RUSHING

Rushes.....	36 - Nick Goings (12/5/04)
Rushing Yards.....	210 - DeAngelo Williams (12/30/12)
Rushing Touchdowns.....	3 - Mike Tolbert (12/30/12)

RECEIVING

Receptions.....	10 - 3x, last by Greg Olsen (12/7/14)
Receiving Yards.....	192 - Muhsin Muhammad (9/13/98)
Receiving Touchdowns.....	2 - 9x, last by DJ Moore (10/25/20)

DEFENSE

Tackles.....	24 - Luke Kuechly (12/22/13)
Interceptions.....	2 - 3x, last by Terry Cousin (12/29/02)
Sacks.....	3.0 - Greg Hardy (12/22/13)

TEAM SCORING

Most Points.....	45 - 6 TDs, 1 FGs (1/2/00)
Most Touchdowns.....	6 - 5 Receiving, 1 Return (1/2/00)
Most Field Goals.....	6/6 - (12/5/04)

2024 NFC SOUTH STANDINGS

	Win	Loss	Tie	PF	PA	PDiff
Atlanta	5	3	0	194	195	-1
Tampa Bay	4	4	0	235	213	+22
New Orleans	2	6	0	185	206	-21
Carolina	1	7	0	124	271	-147

2024 OFFENSIVE LEADERS

PASSING

989	Passing Yards	989
66.3 (106-160)	Completion %	70.3 (90-128)
7	Passing Touchdowns	8
6	Interceptions	4
82.0	Passer Rating	100.7

RUSHING

593	Rushing Yards	505
118	Attempts	121
5.0	Yards Per Rush	4.2
3	Rushing Touchdowns	6
701	Scrimmage Yards	812

RECEIVING

211	Receiving Yards	387
22	Receptions	31
9.6	Yards Per Reception	12.5
3	Receiving Touchdowns	1
52	Yards After Catch	107



ANDY DALTON



CHUBA HUBBARD



XAVIER LEGETTE



DEREK CARR



ALVIN KAMARA



CHRIS OLAVE



THE HEAD COACHES



DAVE CANALES

1st season
15th season
1-7 (.125)
0-0 (0.00)

Years as HC w/ current team
NFL Coaching Experience
Regular Season Record as HC
Postseason Record as HC

Dave Canales was hired as the head coach of the Carolina Panthers on January 25, 2024, becoming the seventh head coach in the history of the franchise. Canales comes to Carolina having spent his first 13 seasons in the NFL with the Seattle Seahawks (2010-22) in various roles on the offensive side of the ball prior to serving as the offensive coordinator for the Tampa Bay Buccaneers a season ago in 2023.

In his lone season as offensive coordinator with the Buccaneers, several players recorded career-highs as the team won the NFC South division and reached the divisional round of the playoffs after defeating the reigning NFC champion, the Philadelphia Eagles, in the Wild Card round. Quarterback Baker Mayfield set career-highs in passing yards (4,044), completion percentage (64.3%), touchdowns (28) and completions (364). He was one of just two quarterbacks in the NFL to throw 27+ touchdowns and 10-or-fewer interceptions on the season. Running back Rachaad White set career-highs in rushing yards (990) and ranked third among NFL running backs with 549 receiving yards. Wide Receiver Mike Evans reached the 1,000-yard mark for the 10th consecutive season and became the first player ever to record 60+ receptions in each of his first 10-career seasons. He and Chris Godwin were one-of-three pairs of teammates in 2023 to record at least 75 receptions and 950 receiving yards.

He joined the Buccaneers after spending the past 13 seasons with the Seattle Seahawks (2010-22), where he helped the organization to 10 playoff appearances, two conference championships and a Super Bowl XLVIII title. Canales originally joined the Seahawks as an offensive quality control coach (2010-12) before being elevated to assistant quarterbacks coach (2013-14) and later wide receivers coach (2015-17), quarterbacks coach (2018-19, 2022) and pass game coordinator (2020-21).

As quarterbacks coach in 2022, Canales instructed Geno Smith to his first career Pro Bowl selection, in addition to receiving Comeback Player of the Year honors from the Associated Press and Pro Football Writers of America (PFWA). Smith was also named the NFL's Most Improved Player by the PFWA after leading the NFL with a 69.8% completion percentage and setting career highs in completions (399), passing yards (4,282) and passing touchdowns (30).

Prior to his time in Seattle, Canales spent one season as an assistant strength coach and video assistant at the University of Southern California in 2009, while also working with the quarterbacks. He made the jump to USC from El Camino (California) College (2006-08), where he was the tight ends coach and special teams coordinator before coaching the quarterbacks in his final season. During that time, he worked as a part-time coach at the annual Pete Carroll football camps where he built a relationship with Carroll. Canales began his coaching career as the head freshman/sophomore coach and offensive coordinator at his alma mater, Carson High School, from 2004-05. He played wide receiver at Azusa Pacific University from 1999-2003, being named team captain twice, and earned his degree in business administration in 2003.

A native of Carson, California, Canales and his wife, Lizzy, have four children: Ashby, Benjamin, Beatrice and Amaya.

CANALES COACHING HISTORY

2004-05	Carson HS (Calif.)	Fresh/Soph Head Coach
2006-07	El Camino College	Tight Ends/Special Teams
2008	El Camino College	Quarterbacks
2010-12	Seattle Seahawks	Offensive Quality Control
2013-14	Seattle Seahawks	Assistant Quarterbacks/ Offensive Quality Control
2015-17	Seattle Seahawks	Wide Receivers
2018-19	Seattle Seahawks	Quarterbacks
2020-21	Seattle Seahawks	Offensive Passing Game Coordinator
2022	Seattle Seahawks	Quarterbacks
2023	Tampa Bay Buccaneers	Offensive Coordinator
2024-	Carolina Panthers	Head Coach



DENNIS ALLEN

3rd season
23rd season
26-52 (.333)
0-0 (0.000)

The Saints hired Dennis Allen as the 17th head coach in franchise history on Feb. 8, 2022. Now in his 29th year coaching and 23rd in the NFL, Allen has spent 14 seasons in New Orleans in two stints, including the last eight as the teams defensive coordinator (2016-21) and head coach (2022-24).

Allen was promoted to head coach after spending the past six and a half seasons as the defensive coordinator of the Saints, a time of prosperity when the team has enjoyed five consecutive winning seasons and also captured four straight NFC South division titles from 2017-20.

During his tenure as an assistant under Payton in New Orleans (2006-10, 2015-21), Allen has been part of staffs that have qualified for the playoffs seven times, captured the NFC South division title six times, reached the NFC Championship game three times and won the Super Bowl XLIV championship.

Allen's defenses have ranked in the top 10 in yards per game and in the top five in opponent points per game each of the past two seasons. During his 16 seasons coaching a position, serving as a defensive coordinator and as a head coach, he has coached 10 players to a total of 21 Pro Bowl selections.

In 2021, Allen's defensive unit boasted two Pro Bowl selections (defensive end Cameron Jordan and cornerback Marshon Lattimore) and one Associated Press All-Pro selection (linebacker Demario Davis), ranked first in the NFL in opponent red zone touchdown percentage (43.5), second in opponent first downs (304) and opponent rushing first downs (84), fourth in scoring defense (19.7 points per game), opponent net yards per play (5.08) and run defense (93.5 yards per game), seventh in total defense (318.2 net yards per game) and eighth in sacks (46). New Orleans' current streak of 22 regular/season/postseason contests without allowing a 100-yard rusher is the longest in the NFL.

Allen served as head coach of the Oakland Raiders from 2012-14 and as defensive coordinator of the Denver Broncos in 2011. Prior to his first stint in New Orleans from 2006-10, Allen was also an assistant in Atlanta from 2002-05.

Allen worked as the secondary coach for the University of Tulsa (2000-01) before heading to the NFL. Prior to his stint at Tulsa, Allen was on the coaching staff for four years (1996-99) at his alma mater, Texas A&M, as a graduate assistant working primarily with the school's secondary.

A native of Hurst, Texas, Allen earned four letters for Texas A&M as a safety from 1992-95 and started the final 21 games of his career. Allen was signed as an undrafted free agent by the Buffalo Bills and competed in their training camp in 1996. He and his wife Allison have a daughter, Layla, and a son, Garrison.

ALLEN COACHING HISTORY

1996-99	Texas A&M	Graduate Assistant
2000-01	Tulsa	Secondary
2002-03	Atlanta Falcons	Defensive Quality Control
2004-05	Atlanta Falcons	Defensive Assistant
2006-07	New Orleans Saints	Assistant Defensive Line
2008-10	New Orleans Saints	Secondary
2011	Denver Broncos	Defensive Coordinator
2012-14	Oakland Raiders	Head Coach
2015	New Orleans Saints	Defensive Assistant/Interim Defensive Coordinator
2016-21	New Orleans Saints	Defensive Coordinator
2022-	New Orleans Saints	Head Coach



WEEK NINE CONNECTIONS



HOMETOWN TIES

Panthers **G Damien Lewis** (2018-19) attended LSU while **G Robert Hunt** went to college at Louisiana-Lafayette (2015-19). **S Xavier Woods** grew up in Monroe, La. and attended Louisiana Tech (2015-19).

Saints **T Nick Saldiveri** (Waxhaw) and **T Oli Udoh** (Fayetteville) both grew up in North Carolina. **Udoh** (2014-18) went to Elon, **LB D'Marco Jackson** (2017-21) went to school at Appalachian State, **C Lucas Patrick** (2011-15) went to Duke and **WR Marquez Valdes-Scantling** attended NC State (2013-14). **QB Spencer Rattler** (2022-23) and **FB Adam Prentice** (2020) both went to the University of South Carolina while **DT Bryan Bresee** (2020-22) attended Clemson.

FORMER SAINTS

S Lonnie Johnson Jr.....	2023
QB Andy Dalton.....	2022
DT Shy Tuttle.....	2019-22
SDA Dom Capers.....	1986-91 (DBs)

NOTABLE CONNECTIONS

Panthers **CB Jayce Horn**'s father Joe Horn played seven seasons for the Saints (2000-06). Pro Football Hall of Famer and Panthers Ring of Honor member **LB Sam Mills** played for the Saints (1986-94) before joining the Panthers in 1995.

NFL CONNECTIONS

K Eddy Piñeiro (2018)		TE Foster Moreau (2019-22)
<i>STC Tracy Smith (2015-17 aST)</i>		QB Derek Carr (2014-22)
<i>WRs Rob Moore (2015-17 WRs)</i>		<i>HC Dennis Allen (2012-14 HC)</i>
<i>RBs Bernie Parmalee (2015-17 RBs)</i>		
<i>GMC George Li (2011-17*)</i>		
<i>aST Daren Bates (2016 player)</i>		
DE A'Shawn Robinson (2016-19)		CB Will Harris (2019-23)
<i>DLs Todd Wash (2021-22 DLs)</i>		RB Jamaal Williams (2021-22)
<i>SDA Dom Capers (2021 SDA)</i>		
QB Andy Dalton (2020)		WR Cedrick Wilson Jr. (2018-21)
S Xavier Woods (2017-20)		
G Robert Hunt (2020-23)		WR Cedrick Wilson Jr. (2022-23)
		WR Marquez Valdes-Scantling (2018-21)
T Yosh Nijman (2019-23)		C Lucas Patrick (2016-21)
<i>SDA Dom Capers (2009-17)</i>		RB Jamaal Williams (2017-20)
<i>aHC/RGC Harold Goodwin (2013-17 OC)</i>		S Tyrann Mathieu (2013-17)
OLB Jadeveon Clowney (2014-18)		S Tyrann Mathieu (2018)
<i>STC Tracy Smith (2018-20*)</i>		
WR David Moore (2022)		C Lucas Patrick (2022-23)
WR Adam Thielen (2013-22)		T Oli Udoh (2019-23)
S Xavier Woods (2021)		<i>SOA Rick Dennison (2019-21*)</i>
<i>SDA Dom Capers (2020 SDA)</i>		
K Eddy Piñeiro (2021)		DT Nathan Shepherd (2018-22)
<i>aDBs DeAngelo Hall (2004-07 player)</i>		<i>HC Dennis Allen (2002-05*)</i>
		<i>TEs Clancy Barone (2004-06*)</i>
<i>Saf Bert Watts (2012 SA)</i>		<i>TEs Clancy Barone (2009-16*)</i>
<i>TEs Pat McPherson (1998-2008*)</i>		<i>SOA Rick Dennison (1995-2009*)</i>
<i>DLs Todd Wash (2013-20*)</i>		<i>OLs John Benton (2016 aOLs)</i>
<i>OLBs Tem Lukabu (2016-17 DQC)</i>		<i>OLs John Benton (2017-20 aOLs)</i>

COLLEGE CONNECTIONS

<i>OLBs Tem Lukabu (2018 LBs)</i>		LB Willie Gay (2017-19)
		WR Chris Olave (2018-21)
		LB Peter Werner (2017-20)
S Jordan Fuller (2016-19)		DE Chase Young (2017-19)
		CB Marshon Lattimore (2014-16)
QB Bryce Young (2020-22)		CB Kool-Aid McKinstry (2021-23)
DT LaBryan Ray (2017-21)		RB Alvin Kamara (2013)
DE A'Shawn Robinson (2013-15)		
TE Ja'Tavion Sanders (2021-23)		LB Jaylan Ford (2020-23)
RB Jonathon Brooks (2021-23)		
TE Tommy Tremble (2018-20)		DE Isaiah Foskey (2019-22)
<i>DPGC Jonathan Cooley (2015-16 GA)</i>		T Landon Young (2016-20)
RB Miles Sanders (2016-18)		TE Juwan Johnson (2015-18)
G Damien Lewis (2018-19)		TE Foster Moreau (2015-18)
DT Nick Thurman (2013-17)		DE Payton Turner (2017-20)
OLB D.J. Johnson (2018-22)		TE Juwan Johnson (2019)
G Brady Christensen (2017-20)		TE Dallin Holker (2018-22)
WR Xavier Legette (2019-23)		QB Spencer Rattler (2022-23)
S Jammie Robinson (2019-20)		FB Adam Prentice (2020)
CB Jaycee Horn (2018-20)		
DT Shy Tuttle (2015-18)		CB Alontae Taylor (2018-21)
		RB Alvin Kamara (2015-16)

* - HELD MULTIPLE TITLES DURING TENURE
COACHES & STAFF ITALICIZED

REACHABLE MILESTONES IN 2024

14

ANDY DALTON

QB Andy Dalton (253) needs three passing touchdowns to surpass Sonny Jurgensen for the 22nd-most in NFL history. He also needs 86 completions to reach 3,600 for his career. Dalton is 500 passing yards away from reaching 40,000. Among active players, Dalton's 253 passing touchdowns rank fifth in the NFL and his 39,500 career passing yards and 3,503 completions both rank seventh.

CAREER PASSING TOUCHDOWNS (NFL HISTORY)

Rk.	Player	PTDs
20.	Joe Montana	273
21.	Dave Krieg	261
22.	Sonny Jurgensen	255
23.	Dan Fouts	254
24.	Andy Dalton	253

CAREER COMPLETIONS (NFL HISTORY)

Rk.	Player	CMPs
18.	Russell Wilson	3,704
19.	Fran Tarkenton	3,686
20.	Derek Carr	3,666
21.	Kirk Cousins	3,650
22.	Andy Dalton	3,514

CAREER PASSING YARDS (NFL HISTORY)

Rk.	Player	PYds
22.	Kerry Collins	40,922
23.	Joe Montana	40,551
24.	Johnny Unitas	40,239
25.	Derek Carr	40,089
26.	Andy Dalton	39,500

94

A'SHAWN ROBINSON

DE A'Shawn Robinson (387) needs 13 tackles to reach 400. Among defensive linemen since 2016, Robinson is ranked 17th in total tackles.

TOTAL TACKLES (DEFENSIVE LINEMAN SINCE 2016)

Rk.	Player	TKLs
13.	Leonard Floyd	394
14.	Preston Smith	392
15.	Davon Godchaux	391
16.	Sam Hubbard	390
17.	A'Shawn Robinson	387

4

EDDY PIÑEIRO

K Eddy Piñeiro (60) needs five extra points to pass Joey Slye for the third-most in Panthers history. He also needs two field goals to reach 100 in his career. Among active kickers, he is tied for 23rd in made field goals.

EXTRA POINTS MADE (CAROLINA PANTHERS HISTORY)

Rk.	Player	XPM
1.	John Kasay	429
2.	Graham Gano	247
3.	Joey Slye	64
4.	Eddy Piñeiro	60
5.	Olindo Mare	44

FIELD GOALS MADE (ACTIVE PLAYERS IN NFL)

Rk.	Player	FGM
20.	Tyler Bass	119
T-21.	Greg Joseph	113
T-21.	Chase McLaughlin	109
T-23.	Eddy Piñeiro	98
T-23.	Michael Badgley	98

10

JOHNNY HEKKER

P Johnny Hekker (364) needs 10 punts inside the 20 to pass Matt Turk for 11th-most all-time in NFL history (since 1976).

CAREER PUNTS LANDING INSIDE 20 (NFL HISTORY SINCE 1976)

Rk.	Player	In20
8.	Brett Kern	396
9.	Sean Landeta	381
10.	Donnie Jones	379
11.	Matt Turk	373
12.	Johnny Hekker	364

DEFENSIVE NOTES - CB JAYCEE HORN | OLB JADEVEON CLOWNEY

8 JAYCEE HORN

SEATBELT

- With two passes defended against the Broncos in Week Eight, fourth-year *CB Jaycee Horn* set a career-high for passes defended in a season (nine). He has seventh passes defended in his last five games. Horn also added two tackles (one solo).
- Through eight games this season, Horn has recorded 34 tackles (27 solo) with nine passes defended, two tackles for loss and one interception. He is tied for fifth in the NFL this season in passes defended.
- Against the Bengals in Week Four, Horn notched a career-high eight tackles (seven solo) with one pass defended and one tackle for loss.
- In Week Two against the Chargers, Horn picked off Justin Herbert in the first quarter. This marked Horn's fourth interception of his career and Carolina's first interception of the season.
- In 30 career games, Horn has notched 119 tackles (87 solo), 22 passes defended, five interceptions, five tackles for loss and one quarterback hit.
- Horn played in six games last season, dealing with several injuries throughout the year. He finished the season with 27 total tackles and registered five passes defended. He also allowed just 18 completions and 170 receiving yards on 31 targets.



JADEVEON CLOWNEY IS 11TH IN THE NFL AMONG ACTIVE PLAYERS WITH 102 TACKLES FOR LOSS

Rk.	Player	TFLs
1.	Calais Campbell	182
2.	Von Miller	167
3.	Lavonte David	165
4.	Cameron Jordan	152
5.	Khalil Mack	139
T-6.	Brandon Graham	122
T-6.	Cameron Heyward	122
8.	T.J. Watt	107
9.	Danielle Hunter	115
10.	Demario Davis	105
11.	<i>Jadeveon Clowney</i>	102



7 JADEVEON CLOWNEY

THE RETURN HOME

- The Rock Hill, S.C. native enters his 11th season this year, returning home to play for the Carolina Panthers. *OLB Jadeveon Clowney* comes to Carolina after a season with the Baltimore Ravens, where he recorded 43 total tackles, including nine tackles for loss and 9.5 sacks.
- In Week Three against the Raiders, Clowney recorded his first sack of the season. This also marked his 100th tackle for loss of his career.
- In his career, the three-time Pro Bowler has recorded 382 total tackles (257 solo), including 102 tackles for loss and 53.5 sacks. He has also scored four defensive touchdowns in his career (one via interception, three fumble recoveries).
- According to TruMedia, the former first-overall pick is joined by Panther Hall of Famer, Julius Peppers, as the only two players in NFL history to record at least 360 total tackles, 50.0 sacks, 100 tackles for loss and score at least four defensive touchdowns.
- He is one of just nine active players to have at least 370 total tackles, 50.0 defensive sacks and 100 tackles for loss. Clowney is currently 11th league-wide among active players with 102 tackles for loss.
- Clowney owns two of the NFL's three single-game outputs of at least four tackles for loss, two sacks and one fumble recovery for a touchdown since data became available in 2000. He did so in consecutive seasons, against the Patriots in Week 3 of 2017 and against the Colts in Week 3 2018 (Jason Gildon is the other player to do so, 12/23/01).

CLOWNEY IS ONE OF JUST NINE ACTIVE PLAYERS TO HAVE AT LEAST 370 TACKLES, 50 SACKS AND 100 TACKLES FOR LOSS


370+ TACKLES
50+ SACKS
100+ TFLS

OFFENSIVE NOTES - QB ANDY DALTON

14 ANDY DALTON

RED RIFLE

- In five starts this season, *QB Andy Dalton* has completed 106-of-159 passes for 989 yards with seven touchdowns and six interceptions, earning him a passer rating of 82.0.
- He threw the 253rd passing touchdown of his career against the Falcons in Week Six, passing Drew Bledsoe for the 24th-most in NFL history. Additionally, Dalton ranks 17th in passing first downs, 22nd in completions, and 26th in passing yards in NFL history.
- Against the Falcons, Dalton completed 26-of-38 passes for 221 yards and two touchdowns. With his seven-yard completion to TE Ja'Tavion Sanders in the fourth quarter, Dalton eclipsed 3,500 completions for his career. Among active quarterbacks in the league, he ranks seventh in completions (3,514).
- Dalton also added three rushes for 21 yards. His 18-yard rush in the second quarter, which set up a Panthers touchdown, was his longest rush since Week 12 of the 2018 season while with the Bengals (21-yard rush against the Browns).
- In Week Three against the Raiders, Dalton completed 26-of-37 passes for 319 yards with three touchdowns and no interceptions, good for a 123.6 passer rating. He became the first quarterback in the NFL this season with 300+ yards and three touchdowns in a single game. This also marked his 29th three-passing touchdown game of his career. His three touchdown passes in the first half were also the most by a Panthers quarterback in a first half since Cam Newton had three in Week 15 of the 2015 season against the Giants.
- A three-time Pro Bowler, Dalton's 39,500 career passing yards and 3,514 completions rank 11th in the NFL since entering the league in 2011. He also ranks fifth among active quarterbacks in wins (84) and passing touchdowns (253).



RANKINGS IN NFL HISTORY

CAREER PASSING TOUCHDOWNS (NFL HISTORY)

Rk.	Player	PTDs
20.	Joe Montana	273
21.	Dave Krieg	261
22.	Sonny Jurgensen	255
23.	Dan Fouts	254
24.	<i>Andy Dalton</i>	253

CAREER PASSING YARDS (NFL HISTORY)

Rk.	Player	PYds
22.	Kerry Collins	40,922
23.	Joe Montana	40,551
24.	Johnny Unitas	40,239
25.	Derek Carr	40,089
26.	<i>Andy Dalton</i>	39,500

CAREER COMPLETIONS (NFL HISTORY)

Rk.	Player	CMPs
18.	Russell Wilson	3,704
19.	Fran Tarkenton	3,686
20.	Derek Carr	3,666
21.	Kirk Cousins	3,650
22.	<i>Andy Dalton</i>	3,514

CAREER PASSING FIRST DOWNS (NFL HISTORY)

Rk.	Player	P1sts
13.	Joe Flacco	2,137
14.	Kerry Collins	2,025
15.	Russell Wilson	2,019
16.	Kirk Cousins	1,982
17.	<i>Andy Dalton</i>	1,905

• **3,514 COMPLETIONS**
 • **39,500 PASSING YARDS**
 • **253 PASSING TDS**
 • **1,905 PASSING 1DS**

AMONG ACTIVE QUARTERBACKS, DALTON RANKS FIFTH IN PASSING TOUCHDOWNS, SIXTH IN PASSING FIRST DOWNS, SEVENTH IN COMPLETIONS, AND SEVENTH IN PASSING YARDS.

OFFENSIVE NOTES - RB CHUBA HUBBARD

30 CHUBA HUBBARD

RUN CHUBA RUN



- Against the Commanders in Week Seven, **RB Chuba Hubbard**, surpassed 600 career carries. His 4-yard touchdown rush was the 15th rushing touchdown of his career and third in the previous five games.

- This season, Hubbard ranks fifth in the NFL in rushing yards (593), tied for sixth in rushing first downs (30), ninth in carries (118), 12th in yards per carry (5.03), and tied for 13th in rushes of 10+ yards (13).

- In Week Six against the Falcons, Hubbard finished with 18 carries for 92 yards (5.1 average) and five catches for 11 yards, ending the game with 103 scrimmage yards. This marked the third time this season that he finished with at least 100 scrimmage yards. With his four-yard catch in the fourth quarter, Hubbard eclipsed 100 receptions for his career.

- Against the Bears in Week Five, Hubbard reached 3,000 scrimmage yards for his career and finished the game with 13 carries for 97 rushing yards and one touchdown. He scored his second rushing touchdown of the season in the first quarter. On the 38-yard touchdown rush, Hubbard matched his career-high for longest run, a mark he set a week prior against the Bengals. This marked the second time in his career that he has rushed for a touchdown in back-to-back games.

- Hubbard finished against the Bengals in Week Four with 18 carries for 104 yards with one touchdown and four catches for 17 yards. This marked his fifth 100-rushing yard game of his career and second in a row. This was also the first time in Hubbard's career that he has had consecutive 100-yard rushing games.

- He recorded his first touchdown of the 2024 season against the Raiders in Week Three on a 6-yard pass from Andy Dalton. He finished the game with 21 carries for 114 yards and five catches for 55 yards with one touchdown, all season highs.

- Hubbard eclipsed 2,000 rushing yards and 120 rushing first downs for his career in Week Two against the Chargers. Since the start of 2023, Hubbard ranks fifth in the NFL in rushing first downs (89).

- A native of Alberta, Canada, Hubbard ranks third all-time in rushing yards among Canadian-born players in NFL history.

2024 NFL RUSHING RANKINGS

CARRIES

(2024 NFL SEASON)

Rk.	Player	Car.
5.	Jordan Mason	134
6.	Saquon Barkley	130
7.	James Conner	129
8.	Alvin Kamara	121
9.	Chuba Hubbard	118

RUSHING YARDS PER CARRY

(2024 NFL SEASON)

Rk.	Player	Rsh Avg
8.	Bucky Irving	5.20
9.	Tyler Allgeier	5.18
10.	Tyrone Tracy Jr.	5.15
11.	Jordan Mason	5.11
12.	Chuba Hubbard	5.03

RUSHING FIRST DOWNS

(2024 NFL SEASON)

Rk.	Player	Rsh1sts
1.	Derrick Henry	40
T-2.	James Conner	39
T-2.	Kyren Williams	39
T-4.	Jalen Hurts	32
T-4.	Alvin Kamara	32
T-6.	Chuba Hubbard	30
T-6.	Three others	30

RUSHES OF 10+ YARDS

(2024 NFL SEASON)

Rk.	Player	Rsh10+
T-7.	Two players	16
T-9.	Jahmyr Gibbs	15
T-9.	Tony Pollard	15
T-9.	Jonathan Taylor	15
12.	J.K. Dobbins	14
T-13.	Chuba Hubbard	13
T-13.	Three others	13

HUBBARD IS FOURTH IN THE NFC AND FIFTH LEAGUE-WIDE WITH 593 RUSHING YARDS



SAQUON BARKLEY (PHI)

766



JORDAN MASON (SF)

685



JOSH JACOBS (GB)

667



CHUBA HUBBARD (CAR) 593

SPECIAL TEAMS NOTES

4 EDDY PINEIRO

- **K Eddy Piñeiro** has made 35-consecutive field goals at Bank of America Stadium, which is the second-longest streak in Panthers history behind Graham Gano's 41-straight conversions (2016-18). It is also the longest active streak for a kicker in their home stadium in the NFL.
- On the season, Piñeiro is 9-of-10 on field goals and 13-of-13 on PATs.
- In Week 16 against the Green Bay Packers last season, Piñeiro kicked a 52-yard field goal and is now 10-for-12 (83.3 percent) on 50+ yard field goal attempts in his career. Since 2019, of kickers with at least 10 field goal attempts of 50+ yards, Piñeiro's 83.3 conversion percentage is tied for second in the NFL. His five field goals of 50+ yards in 2023 season ranks third in team history.
- Piñeiro earned NFC Special Teams Player of the Week after going three-for-three on field goal attempts in Week 15 against the Atlanta Falcons, including a 23-yard walk-off field goal to secure the victory. It was his second 23-yard walk-off field goal this season (Week 8 against the Houston Texans).
- In Week 4 against the Minnesota Vikings last season, Piñeiro converted a career-long 56-yard field goal as time expired in the first half, which is good for the third-longest field goal in franchise history behind Graham Gano's 63-yarder in 2018 and Zane Gonzalez's 57-yarder in 2021.
- Since 2019, Piñeiro is 98-for-110 (89.1%) on field goal attempts. His 89.1 field goal percentage ranks second in NFL history among kickers with at least 100 field goal attempts.

**PINEIRO RANKS
THIRD IN TEAM
HISTORY IN
FIELD GOALS
MADE**

FIELD GOALS MADE (PANTHERS HISTORY)

Rk.	Player	FGs
1.	John Kasay	351
2.	Graham Gano	165
3.	<i>Eddy Piñeiro</i>	67
4.	Joey Slye	54
5.	Joe Nedney	26

44 JJ JANSSEN

- By playing in Week Seven against the Commanders, **LS JJ Jansen** became one of just 59 players in NFL history to appear in 250 career games.
- A cornerstone on special teams for the Panthers, Jansen has played in every game during his 16-year career as a Panther dating back to 2009 and is the longest tenured Panther with 251 games played.
- Among active players, Jansen's 251 games played is tied for fourth.

10 JOHNNY HEKKER

- **P Johnny Hekker** has recorded 364 punts inside the 20, good for 12th-most in NFL history.
- Hekker finished the 2023 season ranked ninth in the NFL with a 43.0 net punting average. His 11 punts inside the 10 tied for fifth in the NFL and his five punts inside the five tied for second.

3 RAHEEM BLACKSHEAR

- Through seven games in 2024, **RB Raheem Blackshear** has 23 kickoff returns for 589 yards (25.6 average) and 10 punt returns for 94 yards (9.4 average).
- His 43-yard kick return in Week 5 against the Bears was his longest of the season and the fifth-longest of his career. He finished with three returns for 101 yards (33.7 average).
- Among players with at least 10 kick returns in 2024, Blackshear ranks fifth in return average.
- In 2023, Blackshear's 26.9 return average ranked second among players with at least 15 kick returns, and his 430 kickoff return yards ranked sixth.



2024 OFFSEASON ACQUISITIONS



**JADEVEON
CLOWNEY**

6'5" // 255
SOUTH CAROLINA
ROCK HILL, S.C.

7
OLB

EXP: 11 • Previous Team: RAVENS

A former No. 1 overall pick, Clowney joins the Panthers following one season with the Ravens (2023). He has notched 382 tackles (257 solo) with 53.5 sacks, 101 tackles for loss and 130 quarterback hits over his 10-year career and is 12th in tackles for loss since entering the league. Last season, he appeared in all 17 games for the Ravens, recording 43 tackles (24 solo) with 9.5 sacks, nine tackles for loss and 19 quarterback hits.



**JORDAN
FULLER**

6'2" // 203
OHIO STATE
OLD TAPPAN, N.J.

20
S

EXP: 5 • Previous Team: RAMS

Fuller begins his first season with the Panthers after spending the entirety of his career with the Rams (2020-23). A Super Bowl LVI champion, he has tallied 292 tackles (181 solo) with 17 passes defended and seven interceptions in 51 career games (49 starts). Fuller notched 93 tackles (60 solo) while logging a career-high eight passes defended and tying a career-high with three interceptions in 2023 while leading the Rams in forced fumbles (3).



**ROBERT
HUNT**

6'6" // 335
LOUISIANA - LAFAYETTE
BURKEVILLE, TEXAS

50
G

EXP: 5 • Previous Team: DOLPHINS

Hunt joins the Panthers after spending the last four seasons with the Miami Dolphins (2020-23). He appeared in 11 games in 2023 and, per to PFF, allowed just five pressures, one quarterback hit, and 1.0 sack. He was part of an offense that ranked first in yards per game (401.3) and passing yards per game (265.5), second in yards per play (6.5), tied-for-second in points scored per game (27.5) and tied-for-fourth in sacks allowed (31).



**DANE
JACKSON**

5'11" // 180
PITTSBURGH
CORADPOLIS, PA

23
CB

EXP: 5 • Previous Team: BILLS

Jackson arrives in Carolina after four seasons in Buffalo (2020-23). In 53 career games, Jackson logged 150 tackles (126 solo) with 28 passes defended, three interceptions and two forced fumbles. His best year came in 2022 when he started 14 of 15 games for the Bills and set career-highs in tackles (57), solo tackles (49), interceptions (2) and passes defended (12).



**JOSEY
JEWELL**

6'2" // 236
IOWA
DECORAH, IOWA

47
LB

EXP: 7 • Previous Team: BRONCOS

After spending six seasons with the Broncos (2018-23), Jewell enters his first season with the Panthers. He has recorded 480 tackles (276 solo) with 9.0 sacks, 22 tackles for loss, 18 passes defended, 14 quarterback hits and two interceptions over his 83 career games. While in Denver, Jewell ranked second on the team in total tackles, trailing only Justin Simmons (505), and notched at least 100 tackles in three seasons (2020, 2022, 2023).




**DAMIEN
LEWIS**

6'2" // 327
LSU
CANTON, MISS.

68
G

EXP: 5 • Previous Team: SEAHAWKS

Reuniting with Coach Canales, Lewis enters his first year with the Panthers after spending four seasons with the Seahawks (2020-23). In 2023, he started and appeared in 16 games at left guard and, according to PFF, allowed just three sacks and committed four penalties on 931 offensive snaps.



**A'SHAWN
ROBINSON**

6'4" // 330
ALABAMA
FORT WORTH, TEXAS

94
DE

EXP: 9 • Previous Team: GIANTS

Robinson comes to Carolina following one season with the Giants (2023). Over 117 career games, he has recorded 387 tackles (233 solo) with 9.0 sacks, 28 tackles for loss, 24 quarterback hits, 20 passes defended, five forced fumbles and three fumble recoveries. A Super Bowl LVI champion with the Rams, Robinson is 17th in total tackles among defensive linemen since 2016.



**D.J.
WONNUM**

6'5" // 258
SOUTH CAROLINA
STONE MOUNTAIN, GA.

98
OLB

EXP: 5 • Previous Team: VIKINGS

Wonnum joins the Panthers after spending four seasons with the Vikings (2020-23). In 62 games, he has notched 165 tackles (100 solo) with 23.0 sacks, 49 quarterback hits, 24 tackles for loss, 11 passes defended, three forced fumbles and one fumble recovery. In 2023, he played in 15 games with 14 starts and recorded career highs in tackles (62) and passes defended (six) and tied his single-season career high in sacks (8.0).

2024 DRAFT PICKS

R1 XAVIER 32 LEGETTE WR / SOUTH CAROLINA

LEGETTE PLAYED FIVE YEARS AT SOUTH CAROLINA (2019-23), APPEARING IN 53 GAMES WITH 32 STARTS. THE MULLINS, S.C. NATIVE LOGGED 113 CAREER RECEPTIONS FOR 1,678 YARDS AND 12 RECEIVING TOUCHDOWNS WHILE WITH SOUTH CAROLINA. HE ALSO HAD 29 KICKOFF RETURNS AND AVERAGED 26.4 YARDS PER RETURN. HIS 113 CAREER RECEPTIONS RANK 15TH IN SCHOOL HISTORY. LEGETTE WAS NAMED SECOND-TEAM ALL-SEC IN 2023 AFTER LEADING THE GAMECOCKS WITH 71 CATCHES FOR 1,255 YARDS AND SEVEN TOUCHDOWNS. HE ALSO RANKED SECOND IN THE SEC AND EIGHTH IN THE COUNTRY AFTER AVERAGING 104.6 RECEIVING YARDS PER GAME. LEGETTE'S 1,255 RECEIVING YARDS WERE THE SECOND-HIGHEST SINGLE-SEASON MARK IN SCHOOL HISTORY, WHILE HIS 71 RECEPTIONS WERE TIED FOR FIFTH.



R2 JONATHAN 46 BROOKS RB / TEXAS

BROOKS APPEARED IN 22 GAMES WITH EIGHT STARTS OVER THREE SEASONS AT TEXAS (2021-23). HE HAD 238 CARRIES FOR 1,479 YARDS AND 16 TOUCHDOWNS DURING HIS CAREER. IN 2023, BROOKS WAS A DOAK WALKER AWARD SEMIFINALIST AND WAS NAMED SECOND-TEAM ALL-BIG 12 AFTER RUSHING 187 TIMES FOR 1,139 YARDS WITH 10 TOUCHDOWNS AND CATCHING 25 PASSES FOR 286 YARDS WITH ONE TOUCHDOWN. HIS 1,139 RUSHING YARDS ON THE YEAR WERE THE 14TH-MOST IN A SEASON IN PROGRAM HISTORY. PRIOR TO SUSTAINING A SEASON-ENDING ACL INJURY, THROUGH THE FIRST 10 GAMES OF THE SEASON, BROOKS RANKED SIXTH IN THE NATION IN RUSHING YARDS (1,139), SEVENTH IN RUSHING YARDS PER GAME (113.9) AND SIXTH IN ALL-PURPOSE YARDS PER GAME (142.5).



2024 DRAFT PICKS

R3 *TREVIN* **72** *WALLACE* **LB / KENTUCKY**

OVER THREE SEASONS AT KENTUCKY (2021-23), WALLACE PLAYED IN 36 GAMES WITH 19 STARTS, TOTALING 166 CAREER TACKLES (93 SOLO), 18 TACKLES FOR LOSS, 10.0 SACKS, THREE INTERCEPTIONS AND TWO FORCED FUMBLES. HE FINISHED HIS JUNIOR SEASON IN 2023 RANKED SECOND ON THE TEAM WITH 80 TOTAL TACKLES, 8.5 TACKLES FOR LOSS AND 5.5 SACKS. WALLACE ALSO RANKED 13TH IN THE SEC AVERAGING 6.67 TACKLES PER GAME AND HAD FIVE CAREER GAMES WITH DOUBLE-FIGURE TACKLES, FOUR COMING DURING THE 2023 SEASON.



R4 *JA'TAVION* **101** *SANDERS* **TE / TEXAS**

SANDERS PLAYED THREE SEASONS AT TEXAS (2021-23), APPEARING IN 39 GAMES WITH 27 STARTS. HE LEFT AUSTIN AS THE ALL-TIME LEADER AMONG TIGHT ENDS IN RECEPTIONS (99). SANDERS ALSO RANKED SECOND ALL-TIME AMONG TIGHT ENDS IN RECEIVING YARDS (1,295) AND SIXTH IN RECEIVING TOUCHDOWNS (SEVEN). AS A JUNIOR, HE EARNED FIRST-TEAM ALL-BIG 12 HONORS AND WAS A JOHN MACKEY AWARD SEMIFINALIST AFTER STARTING IN ALL 14 GAMES, RECORDING 45 CATCHES FOR 682 YARDS WITH TWO TOUCHDOWNS. HE IS THE ONLY TEXAS TIGHT END IN SCHOOL HISTORY WITH MULTIPLE GAMES ECLIPSING 100-YARD RECEIVING, WITH THREE COMING IN 2023. HIS 45 CATCHES IN 2023 WERE TIED FOR THE THIRD-MOST IN A SEASON IN SCHOOL HISTORY AMONG TIGHT ENDS.



R5 CHAU
157 SMITH-WADE
 CB / WASHINGTON STATE

SMITH-WADE APPEARED IN 32 GAMES WITH 19 STARTS DURING HIS FOUR SEASONS AT WASHINGTON STATE (2020-23), FINISHING HIS CAREER WITH 102 TOTAL TACKLES (71 SOLO), SIX TACKLES FOR LOSS, THREE FORCED FUMBLES, 18 PASSES DEFENSED AND THREE INTERCEPTIONS. THE DENVER NATIVE STARTED THE FIRST SEVEN GAMES OF 2023 BEFORE MISSING THE FINAL FIVE DUE TO INJURY, POSTING 36 TACKLES (23 SOLO), TWO TACKLES FOR LOSS AND SIX PASSES DEFENSED. HE RECORDED A SEASON-HIGH SEVEN TACKLES ON TWO OCCASIONS (WEEK 1 AT COLORADO STATE, WEEK 4 VS. OREGON STATE). SMITH-WADE WAS NAMED ALL-PAC 12 CONFERENCE HONORABLE MENTION AFTER RECORDING 43 TACKLES (32 SOLO) WITH TWO TACKLES FOR LOSS, THREE FORCED FUMBLES AND ONE FUMBLE RECOVERY.




R6 JADEN
200 CRUMEDY
 DL / MISSISSIPPI STATE

OVER SIX SEASONS AT MISSISSIPPI STATE (2018-23), CRUMEDY PLAYED IN 53 GAMES WITH 47 STARTS. HE TOTALED 119 TACKLES (39 SOLO) WITH 16 TACKLES FOR LOSS AND 8.5 SACKS, FIVE PASSES DEFENSED, ONE FUMBLE RECOVERY AND ONE BLOCKED FIELD GOAL. CRUMEDY STARTED 12 GAMES IN 2023, RECORDING A CAREER-HIGH 35 TACKLES AND 2.5 SACKS. HIS 16 QUARTERBACK HURRIES ON THE YEAR ALSO RANKED FIFTH AMONGST ALL SEC DEFENSIVE LINEMEN. IN 2022, HE STARTED AND PLAYED IN FIVE GAMES, NOTCHING 15 TACKLES WITH FIVE TACKLES FOR LOSS AND 2.0 SACKS, INCLUDING A SEASON-HIGH FOUR TACKLES AGAINST GEORGIA.



PANTHERS COORDINATORS



BRAD
IDZIK

OFFENSIVE COORDINATOR

Brad Idzik begins his first season with Carolina as offensive coordinator, joining the Panthers after one season in Tampa Bay as the wide receivers coach. Idzik has worked with Head Coach Dave Canales for the past five seasons with the Buccaneers and Seahawks.

With Idzik in Tampa Bay (2023), wide receivers Mike Evans and Chris Godwin became one of just three sets of teammates that season to record at least 75 receptions and 950 receiving yards. Evans also became the first player ever to record 60+ receptions in each of his first 10 seasons and reached the 1,000-yard mark for the 10th consecutive year.

In four seasons as a member of the Seahawks staff, Idzik served as assistant wide receivers coach (2019-20, '22) and offensive quality control/assistant quarterbacks coach (2021). Seattle wide receivers Tyler Lockett and DK Metcalf amassed more than 1,000 yards receiving six times, as both set franchise records in 2020: Lockett with 100 receptions and Metcalf with 1,303 yards. Overall, the wide receiver group recorded the second-most receiving touchdowns (92), the third-most air yards per target (11.6), the seventh-highest receiving percentage (65.7%), and the 10th-most total receiving yards (11,053) in the NFL in that span.

Additionally, the Seahawks ranked first in completion percentage (67.6), third in touchdown-to-interception ratio (3.45), third in passer rating (103.3), fourth in yards per pass attempt (7.7), fifth in passing touchdowns (131), seventh in yards per play (5.75) and ninth in points per game (25.2). As assistant quarterbacks coach (2021), Russell Wilson earned Pro Bowl honors passing for 3,113 yards and 25 touchdowns in 14 starts.

Idzik played wide receiver for three seasons at Wake Forest University (2011-14), after beginning at Lehigh (2010). A native of Palm Harbor, Fla., he graduated from Wake Forest in 2014 with a degree in mathematical business with a minor in global trade and commerce, which he completed after a sabbatical term at Cambridge University in England. He later earned a Master of Liberal Arts degree in 2019 from Stanford, where he began his coaching career as a graduate assistant (2014-18).

His father, John Idzik, Jr., was a long-time NFL personnel executive, including general manager of the New York Jets (2013-14). His grandfather, John Idzik, was a coach in the NFL, CFL, and college, including three years as the head coach at the University of Detroit.



PANTHERS COORDINATORS



**EJIRO
EVERO**

DEFENSIVE COORDINATOR

Ejiro Evero (pronounced: AY-jer-OH eh-VARE-oh) enters his second season as defensive coordinator with the Carolina Panthers. Over the past two seasons, Evero's defenses have ranked in the top 10 each year, including fourth in his first season in Carolina.

Finishing fourth in total defense in his first season with the Panthers (2023), Evero's unit allowed 293.9 yards per game, the third lowest in a season in franchise history, and over 50 fewer yards per game than the previous season. The defense's 171.5 passing yards per game set a franchise record and was third-fewest in the NFL. Under his guidance, defensive tackle Derrick Brown was named to his first Pro Bowl and set an NFL record for most tackles by a defensive lineman in a season with a career high 103. Brown was the only player in the NFL to record 100+ tackles, 15+ quarterback hits and seven+ tackles for loss.

Under Evero's watch, the 2022 Broncos defense ranked seventh in the NFL in total defense (320.0 yards per game), 10th in rushing defense, and second in opponent third down conversion percentage (34.1%). The team also finished in the top 10 in opponent points per drive (seventh – 1.71), opponent red zone touchdown rate (seventh – 51.1%), and defensive three-and-out percentage (fourth – 37.9).

A pair of Broncos' defensive backs – cornerback Patrick Surtain II and safety Justin Simmons – garnered postseason accolades. Surtain received first-team All-Pro honors and was named a starter for the AFC Pro Bowl team, while Simmons earned second-team All-Pro honors for his efforts. Surtain II with two interceptions and 10 passes defended in his second year, while Simmons finished the season with a career-high six interceptions, tied for the most in the NFL.

Prior to Denver, Evero spent five seasons with the Los Angeles Rams (2017-21), serving as secondary coach/pass game coordinator (2021) and safeties coach (2017-20). In those seasons, the defense collected a combined 82 interceptions, which ranked tied for second in the league over that span. The club tallied 18 interceptions in consecutive seasons from 2017-18 and featured four safeties who combined for 12 picks in those two years.

During their Super Bowl-winning season (2021), Evero's secondary ranked tied for third in interceptions (19) and had 10 different players record at least one pick. Cornerback Jalen Ramsey and safety Taylor Rapp tied for the team lead in interceptions (4) and ranked tied for sixth in the NFC. Ramsey earned his second career All-Pro selection and third career Pro Bowl. Among playoff teams that season, the Rams allowed just 18.8 points per game and ranked second in total yards per game (282.3) and third in passing yards per contest (222.0) while generating at least one interception in each of the team's first three playoff games.

As a defensive quality control coach for Green Bay (2016), Evero coached under then-Packers defensive coordinator and former Panthers head coach, Dom Capers, whom he later reunited with in Denver (2022) and in Carolina (2023).

In San Francisco for five seasons (2011-15), Evero started as a quality control coach (2011), before he worked as an offensive assistant (2012-13), switching sides of the ball as a defensive assistant (2014-15) for his final two years there. He spent one season (2010) at the University of Redlands (Calif.) as special teams coordinator/defensive backs coach.


Evero broke into the NFL as a defensive quality control coach for Tampa Bay for three seasons (2007-09). He began his coaching career as an assistant coach at his alma mater, the University of California-Davis (2005-06).

A four-year letterman at UC Davis (1999-2000, '02-03), Evero started at safety for three seasons. He was a two-time captain for the Aggies and was twice named a Division II All American (2002-03).

In addition to his undergraduate degree, Evero earned his master's degree in business administration from National University in 2006.



PANTHERS COORDINATORS



TRACY
SMITH

SPECIAL TEAMS COORDINATOR



Tracy Smith begins his first season with Carolina as special teams coordinator, joining the Panthers after serving the last three seasons as assistant special teams coach for the Seattle Seahawks (2021-23). Smith has been on NFL staffs the last 15 seasons, coaching special teams for 14.

Over Smith's three seasons with the Seahawks (2021-23), Seattle's special teams ranked in the top 10 in a number of categories including: net punting average (fifth), kickoff return average (5th), and field goals made (t-ninth), while their punt and kickoff coverage teams in ranked first and sixth in that span respectively.

Under Smith, kicker Jason Myers was selected to the Pro Bowl (2022) and made a franchise-record 37 consecutive field goals (11/11/19-09/26/21), tied for the fifth-longest streak in NFL history, while punter Michael Dickson finished with the seventh best net punting average overall, including second in 2022 and third in 2023. Nick Bellore was selected to the Pro Bowl as a special teams player (2023) and finished their three seasons together with 41 tackles on special teams, the second most in that span.

Joining the Texans as the assistant special teams coordinator (2018-19), Smith was then elevated to special teams coordinator (2020). Over his three seasons in Houston the Texans ranked fifth in field goals made and 10th in punt return average, while also hold opponents to the second lowest kickoff return average and the fourth lowest punt return average. Smith spent three seasons coaching the Oakland Raiders (2015-17), with the special teams unit ranking fourth in punts inside of the 20-yard line, fifth in punting average, fifth in net punting average, eighth in kickoff return yards, ninth in punt returns and 10th in punting yards over that span.

With San Francisco (2012-14), Smith helped produce one of the top units in the NFL as the 49ers ranked in the top 10 in field goals made (ninth) and opponents punt return average (ninth) during that span. San Francisco also ranked in the top five in net punting average (fourth) and gross punting average (third). Punter Andy Lee earned All Pro honors after he led the NFL with a 43.2 net punting average (2012), while kicker Phil Dawson set a franchise record with 27 consecutive field goals made (2013).

Before his initial stint in Seattle as a coaching assistant (2011), Smith's first NFL experience came with the Browns (2009-10), where he helped Cleveland lead the NFL in kickoff coverage, finished fifth in punt coverage and sent Josh Cribbs to the Pro Bowl as a kick returner in 2010.

Before making the jump to the NFL, Smith coached tight ends at Utah State (2006-08), and as the offensive graduate assistant at LSU working with the team's quarterbacks (2005), after starting at Stephen F. Austin (2004), where he worked with the tight ends in addition to serving as the team's video coordinator.

A native of Beaumont, Texas, Smith received a bachelor's degree in business while working for the athletic department's video staff at LSU.

Smith has a son, Troy, and he and his wife, Megan, have a daughter, Lane, and two sons, Bo, and Mack. His father, Carl, was an NFL assistant coach for 34 seasons, including the last five seasons together in Houston and Seattle.

UNOFFICIAL DEPTH CHART

(As of October 29, 2024)

OFFENSE

WR	17 <u>Xavier Legette</u>	18 <u>Jalen Coker</u>	
LT	79 Ikem Ekwonu	77 Yosh Nijman	
LG	68 Damien Lewis	62 Chandler Zavala	
C	70 Brady Christensen	64 Cade Mays	
RG	50 Robert Hunt	61 <u>Jarrett Kingston</u>	
RT	72 Taylor Moton	77 Yosh Nijman	
TE	82 Tommy Tremble	84 Feleipe Franks	
TE	0 <u>Ja'Tavion Sanders</u>	80 Ian Thomas	
WR	15 Jonathan Mingo	83 David Moore	
QB	14 Andy Dalton	9 Bryce Young	
RB	30 Chuba Hubbard	6 Miles Sanders	3 Raheem Blackshear

DEFENSE

DE	93 LaBryan Ray	75 DeShawn Williams	
DT	99 Shy Tuttle	91 Nick Thurman	92 Jonathan Harris
DE	94 A'Shawn Robinson		
OLB	7 Jadeveon Clowney	48 Thomas Incoom	45 Cam Gill
LB	56 <u>Trevin Wallace</u>	53 Claudin Cherelus	
LB	47 Josey Jewell	49 Jon Rhattigan	41 <u>Jacoby Windmon</u>
OLB	40 Charles Harris	52 D.J. Johnson	
CB	8 Jaycee Horn	23 Dane Jackson	
CB	2 Mike Jackson	26 <u>Chau Smith-Wade</u>	27 <u>Shemar Bartholomew</u>
S	25 Xavier Woods	22 Jammie Robinson	
S	36 <u>Demani Richardson</u>	32 Lonnie Johnson Jr.	

SPECIALISTS

KR	3 Raheem Blackshear	83 David Moore
PR	3 Raheem Blackshear	83 David Moore
LS	44 JJ Jansen	
P	10 Johnny Hekker	
K	4 Eddy Piñeiro	

PRONUNCIATION GUIDE

Claudin Cherelus SHER-uh-lus	Eddy Piñeiro pin-YERO
Jadeveon Clowney juh-DAY-vee-uhn	Jammie Robinson JAY-mee
Ikem Ekwonu EE-kem eck-WAHN-oo	Chau Smith-Wade Shaw
Chuba Hubbard CHEW-ba	DeShawn Williams DEE-shawn
Josey Jewell JOE-zee	Jacoby Windmon WIND-min
Xavier Legette ex-ZAVE-yerr / lee-GETT	Xavier Woods ECK-zay-vee-er
Taylor Moton MOAT-in	Chandler Zavala zuh-VAWL-uh
Yosh Nijman rhymes with Josh, NY-man		

ALPHABETICAL ROSTER

NO.	NAME	POS	HT	WT	DOB	EXP	COLLEGE	HOMETOWN	HOW ACQ	GP	GS	DNP	IA
27	Bartholomew, Shemar	CB	6-1	200	6/6/2000	R	Georgia Southern	Houston, TX	WV-24 NYJ	3	0	0	1
3	Blackshear, Raheem	RB	5-9	190	6/5/1998	3	Virginia Tech	Philadelphia, Pa.	FA-22	8	0	0	0
53	Cherelus, Claudin	LB	6-2	230	2/9/1999	2	Alcorn State	Golden Gate, Fla.	WV-23 NYJ	7	1	0	1
70	Christensen, Brady	G	6-6	300	9/27/1996	4	BYU	Bountiful, Utah	D3a-21	8	3	0	0
7	Clowney, Jadeveon	OLB	6-5	255	2/14/1993	11	South Carolina	Rock Hill, S.C.	FA-24	6	6	0	2
18	Coker, Jalen	WR	6-3	213	10/30/2001	R	Holy Cross	Sterling, Va.	UDFA-24	5	0	0	0
14	Dalton, Andy	QB	6-2	220	10/29/1987	14	TCU	Katy, Texas	FA-23	6	5	1	1
79	Ekwonu, Ikeem	T	6-4	320	10/31/2000	3	North Carolina State	Charlotte, N.C.	D1-22	8	8	0	0
42	Franklin Jr., Sam	S	6-3	210	2/2/1996	5	Temple	Crystal River, Fla.	FA-20	1	0	0	0
84	Franks, Felipee	TE	6-6	241	12/22/1997	3	Arkansas	Crawfordville, Fla.	FA-24	8	0	0	0
45	Gill, Cam	OLB	6-3	240	12/14/1997	5	Wagner	Doughlassville, Ga.	FA-24	1	0	0	0
40	Harris, Charles	OLB	6-3	250	3/6/1995	8	Missouri	Kansas City, Mo.	FA-24	7	6	0	0
92	Harris, Jonathan	DT	6-5	295	8/4/1996	4	Lindenwood	Aurora, Ill.	FA_24	0	0	0	0
10	Hekker, Johnny	P	6-5	225	2/8/1990	13	Oregon State	Bothell, Wash.	FA-22	8	0	0	0
8	Horn, Jaycee	CB	6-1	200	11/26/1999	4	South Carolina	Alpharetta, Ga.	D1-21	8	8	0	0
30	Hubbard, Chuba	RB	6-1	210	6/11/1999	4	Oklahoma State	Alberta, Canada	D4-21	8	8	0	0
50	Hunt, Robert	G	6-6	335	8/25/1996	5	Louisiana-Lafayette	Burkeville, Texas	FA-24	8	8	0	0
48	Incom, Thomas	OLB	6-4	265	2/1/1999	2	Central Michigan	Stone Mountain, Ga.	FA-24	0	0	0	0
23	Jackson, Dane	CB	5-11	180	11/29/1996	5	Pittsburgh	Coraopolis, Pa.	FA-24	1	0	0	0
2	Jackson, Mike	CB	6-1	212	1/10/1997	4	Miami	Birmingham, Ala.	TR-24 SEA	0	0	0	0
44	Jansen, JJ	LS	6-2	235	1/20/1986	17	Notre Dame	Phoenix, Ariz.	TR-09 GB	8	0	0	0
47	Jewell, Josey	LB	6-2	236	12/25/1994	7	Iowa	Decorah, Iowa	FA-24	5	5	0	3
52	Johnson, D.J.	OLB	6-4	270	10/29/1998	2	Oregon	Sacramento, Calif.	D3-23	8	1	0	0
32	Johnson Jr., Lonnie	S	6-2	213	11/4/1995	6	Kentucky	Gary, Ind.	FA-24	0	0	0	0
61	Kingston, Jarrett	OL	6-4	308	12/2/1999	R	Southern California	Anderson, Calif.	WV-24 SF	2	0	0	0
17	Legette, Xavier	WR	6-3	227	1/29/2001	R	South Carolina	Mullins, S.C.	D1-24	8	5	0	0
68	Lewis, Damien	G	6-2	327	3/21/1997	5	LSU	Canton, Miss.	FA-24	7	7	0	1
64	Mays, Cade	OL	6-6	325	4/26/1999	3	Tennessee	Knoxville, Tenn.	D6b-22	3	0	0	0
15	Mingo, Jonathan	WR	6-2	225	4/20/2001	2	Mississippi	Brandon, Miss.	D2-23	8	5	0	0
83	Moore, David	WR	6-0	220	1/15/1995	7	East Central (Okla.)	Gainesville, Texas	FA-24	8	1	0	0
72	Moton, Taylor	T	6-5	325	8/14/1994	8	Western Michigan	Okeemos, Mich.	D2b-17	6	6	0	2
77	Nijman, Yosh	T	6-7	314	1/2/1996	5	Virginia Tech	Maplewood, N.J.	FA-24	7	2	0	1
4	Piñero, Eddy	K	5-11	190	9/13/1995	7	Florida	Miami, Fla.	FA-22	8	0	0	0
93	Ray, LaBryan	DE	6-4	290	12/5/1997	2	Alabama	Madison, Ala.	FA-23	7	5	0	1
49	Rhattigan, Jon	LB	6-0	239	2/2/1999	4	Army	Naperville, Ill.	WV-24 SEA	7	0	0	1
36	Richardson, Demani	S	6-1	215	10/7/2000	R	Texas A&M	Waxahachie, Texas	UDFA-24	5	1	0	0
94	Richardson, A'Shawn	DE	6-4	330	3/21/1995	9	Alabama	Fort Worth, Texas	FA-24	7	7	0	1
22	Robinson, Jammie	S	5-11	195	1/24/2001	R	Florida State	Cordele, Ga.	D5-23	6	0	0	2
0	Sanders, Ja'Tavion	TE	6-4	243	3/27/2003	R	Texas	Denton, Texas	D4-24	8	4	0	0
6	Sanders, Miles	RB	5-11	211	5/1/1997	6	Penn State	Pittsburgh, Pa.	FA-23	8	1	0	0
26	Smith-Wade, Chau	CB	5-11	176	9/17/2002	R	Washington State	Denver, Colo.	D5-24	7	1	0	1
80	Thomas, Ian	DE	6-4	260	6/6/1996	7	Indiana	Baltimore, Md.	D4a-18	3	0	0	0
91	Thurman, Nick	DT	6-4	295	6/12/1995	3	Houston	Dallas, Texas	FA-23	8	4	0	0
82	Tremble, Tommy	TE	6-4	250	6/2/2000	4	Notre Dame	Peachtree Corners, Ga.	D3b-21	5	5	0	3
99	Tuttle, Shy	DT	6-3	300	10/20/1995	6	Tennessee	Welcome, N.C.	FA-23	6	6	0	2
56	Wallace, Trevin	LB	6-1	237	2/22/2003	R	Kentucky	Jesup, Ga.	D3-24	8	4	0	0
75	Williams, DeShawn	DE	6-1	292	12/29/1992	6	Clemson	Central, S.C.	FA-23	5	0	0	0
41	Windmon, Jacoby	LB	6-2	250	8/20/2001	R	Michigan State	New Orleans, LA	FA_24	2	0	0	0
25	Woods, Xavier	S	5-11	200	7/26/1995	8	Louisiana Tech	West Monroe, La.	UFA-22 MIN	8	8	0	0
9	Young, Bryce	Q	5-10	204	7/25/2001	2	Alabama	Pasadena, Calif.	D1-23	3	3	3	0
62	Zavala, Chandler	G	6-5	325	4/2/1999	2	North Carolina State	Boynton Beach, Fla.	D4-23	8	1	0	0
Injured Reserve (4)													
95	Brown, Derrick	DE	6-5	320	4/15/1998	5	Auburn	Buford, Ga.	D1-20	1	1	0	0
63	Corbett, Austin	C	6-4	305	9/5/1995	7	Nevada	Sparks, Nev.	UFA-22 LAR	5	5	0	0
21	Scott, Nick	S	5-11	201	5/17/1995	6	Penn State	Fairfax, Va.	FA-24	7	4	0	0
54	Thompson, Shaq	LB	6-0	230	4/21/1994	10	Washington	Sacramento, Calif.	D1-15	4	4	0	0
Injured Reserve - Designated For Return (5)													
24	Brooks, Jonathan	RB	6-0	207	7/21/2003	R	Texas	Hallettsville, Texas	D2-24	0	0	0	0
96	Crumedy, Jaden	DT	6-5	305	7/30/2000	R	Mississippi State	Hattiesburg, Miss.	D6-24	0	0	0	0
20	Fuller, Jordan	S	6-2	203	3/4/1998	5	Ohio State	Old Tappan, N.J.	FA-24	3	3	0	0
19	Thielen, Adam	WR	6-2	200	8/22/1990	11	Minnesota State	Detroit Lakes, Minn.	FA-23	3	3	0	0
98	Wonnun, D.J.	OLB	6-5	258	10/31/1997	5	South Carolina	Stone Mountain, Ga.	FA-24	0	0	0	0
International Player Pathway/PS Exemption (1)													
86	Olatoke, Praise	WR	6-2	197	6/23/2000	R	Ohio State	Glasgow, Scotland	FA-24	0	0	0	0
Practice Squad (15)													
34	Boone, Mike	RB	5-10	205	7/30/1995	7	Cincinnati	Macclenny, Fla.	FA-23	2	0	0	3
65	Carter, Ja'Tyre	OL	6-3	311	1/15/1999	3	Southern	White Castle, La.	FA-24	0	0	0	0
88	Chisena, Dan	WR	6-3	203	2/25/1997	4	Penn State	Downingtown, PA	FA-24	0	0	0	0
55	Dyson, Kenny	OLB	6-3	235	6/27/2001	R	Bryant	Stamford, Conn.	UDFA-24	0	0	0	0
31	Farley, Caleb	CB	6-2	197	11/2/1998	4	Virginia Tech	Maiden, N.C.	FA-24	1	0	0	0
35	Johnson, Dillon	RB	6-0	215	6/15/2001	R	Washington	Greenville, Ms	FA-24	0	0	0	0
81	Matthews, Jordan	TE	6-3	236	7/16/1992	8	Vanderbilt	Madison, Ala.	FA-23	2	1	0	0
43	Mitchell, Jackson	LB	6-2	235	1/23/2001	R	UConn	Ridgefield, Conn.	FA-24	0	0	0	0
16	Plummer, Jack	QB	6-5	215	10/21/1999	R	Louisville	Gilbert, Ariz.	UDFA-24	0	0	1	0
60	Raym, Andrew	C	6-4	327	5/2/2001	R	Oklahoma	Broken Arrow, Okla.	UFA-24	1	0	0	5
97	Smith, T.J.	DL	6-3	300	4/19/1997	3	Arkansas	Moultrie, Ga.	FA-24	3	0	0	0
85	Sullivan, Stephen	TE	6-5	245	11/28/1996	3	LSU	Donaldsonville, La.	FA-24	0	0	0	0
87	Thompkins, Deven	WR	5-8	155	12/23/1999	3	Utah State	Fort Myers, FL	FA-20	0	0	0	0
73	Walton, Brandon	OL	6-5	300	3/18/1998	3	Florida Atlantic	Largo, FL	FA-24	1	0	0	0

ALPHABETICAL ROSTER

57	Wooten, Chandler	LB	6-3	232	4/25/1999	3	Auburn	Acworth, Ga.	FA-22	3	0	0	0
Reserve/PUP (1)													
38	Barno, Amaré	OLB	6-6	245	4/26/1999	3	Virginia Tech	Blythewood, S.C.	D6a-22	0	0	0	0

NUMERICAL ROSTER

NO.	NAME	POS	HT	WT	DOB	EXP	COLLEGE	HOMETOWN	HOW ACQ	GP	GS	DNP	IA
0	Sanders, Ja'Tavion	TE	6-4	243	3/27/2003	R	Texas	Denton, Texas	D4-24	8	4	0	0
2	Jackson, Mike	CB	6-1	212	1/10/1997	4	Miami	Birmingham, Ala.	TR-24 SEA	0	0	0	0
3	Blackshear, Raheem	RB	5-9	190	6/5/1998	3	Virginia Tech	Philadelphia, Pa.	FA-22	8	0	0	0
4	Pineiro, Eddy	K	5-11	190	9/13/1995	7	Florida	Miami, Fla.	FA-22	8	0	0	0
6	Sanders, Miles	RB	5-11	211	5/1/1997	6	Penn State	Pittsburgh, Pa.	FA-23	8	1	0	0
7	Clowney, Jadeveon	OLB	6-5	255	2/14/1993	11	South Carolina	Rock Hill, S.C.	FA-24	6	6	0	2
8	Horn, Jaycee	CB	6-1	200	11/26/1999	4	South Carolina	Alpharetta, Ga.	D1-21	8	8	0	0
9	Young, Bryce	QB	5-10	204	7/25/2001	2	Alabama	Pasadena, Calif.	D1-23	5	3	3	0
10	Hekker, Johnny	P	6-5	225	2/8/1990	13	Oregon State	Bothell, Wash.	FA-22	8	0	0	0
14	Dalton, Andy	QB	6-2	220	10/29/1987	14	TCU	Katy, Texas	FA-23	6	5	1	1
15	Mingo, Jonathan	WR	6-2	225	4/20/2001	2	Mississippi	Brandon, Miss.	D2-23	8	5	0	0
17	Legette, Xavier	WR	6-3	227	1/29/2001	R	South Carolina	Mullins, S.C.	D1-24	8	5	0	0
18	Coker, Jalen	WR	6-3	213	10/30/2001	R	Holy Cross	Sterling, Va.	UDFA-24	5	0	0	0
22	Robinson, Jammie	S	5-11	195	1/24/2001	2	Florida State	Cordele, Ga.	D5-23	6	0	0	2
23	Jackson, Dane	CB	5-11	180	11/29/1996	5	Pittsburgh	Coraopolis, Pa.	FA-24	1	0	0	1
25	Woods, Xavier	S	5-11	200	7/26/1995	8	Louisiana Tech	West Monroe, La.	UFA-22 MIN	8	8	0	0
26	Smith-Wade, Chau	CB	5-11	176	9/17/2002	R	Washington State	Denver, Colo.	D5-24	7	1	0	1
27	Bartholomew, Shemar	CB	6-1	200	6/6/2000	R	Georgia Southern	Houston, TX	WV-24 NYJ	3	0	0	0
30	Hubbard, Chuba	RB	6-1	210	6/11/1999	4	Oklahoma State	Alberta, Canada	D4-21	8	8	0	0
32	Johnson Jr., Lonnie	S	6-2	213	11/4/1995	6	Kentucky	Gary, Ind.	FA-24	0	0	0	0
36	Richardson, Demani	S	6-1	215	10/7/2000	R	Texas A&M	Waxahachie, Texas	UDFA-24	5	1	0	0
40	Harris, Charles	OLB	6-3	250	3/6/1995	8	Missouri	Kansas City, Mo.	FA-24	7	6	0	0
41	Windmon, Jacoby	LB	6-2	250	8/20/2001	R	Michigan State	New Orleans, LA	FA-24	2	0	0	0
42	Franklin Jr., Sam	S	6-3	210	2/2/1996	5	Temple	Crystal River, Fla.	FA-20	1	0	0	0
44	Jansen, JJ	LS	6-2	235	1/20/1986	17	Notre Dame	Phoenix, Ariz.	TR-09 GB	8	0	0	0
45	Gill, Cam	OLB	6-3	240	12/14/1997	5	Wagner	Douglasville, GA	FA-24	1	0	0	0
47	Jewell, Josey	LB	6-2	236	12/25/1994	7	Iowa	Decorah, Iowa	FA-24	5	5	0	3
48	Incom, Thomas	OLB	6-4	265	2/1/1999	2	Central Michigan	Stone Mountain, Ga.	FA-24	0	0	0	0
49	Rhattigan, Jon	LB	6-0	239	2/2/1999	4	Army	Naperville, Ill.	WV-24 SEA	7	0	0	1
50	Hunt, Robert	G	6-6	335	8/25/1996	5	Louisiana-Lafayette	Burkeville, Texas	FA-24	8	8	0	0
52	Johnson, D.J.	OLB	6-4	270	10/29/1998	2	Oregon	Sacramento, Calif.	D3-23	8	1	0	0
53	Cherelus, Claudin	LB	6-2	230	2/9/1999	2	Alcorn State	Golden Gate, Fla.	WV-23 NYJ	7	1	0	0
56	Wallace, Trevin	LB	6-1	237	2/22/2003	R	Kentucky	Jesup, Ga.	D3-24	8	4	0	0
61	Kingston, Jarrett	OL	6-4	308	12/21/1999	R	Southern California	Anderson, Calif.	WV-24 SF	2	0	0	0
62	Zavala, Chandler	G	6-5	325	4/2/1999	2	North Carolina State	Boytown Beach, Fla.	D4-23	8	1	0	0
64	Mays, Cade	OL	6-6	325	4/26/1999	3	Tennessee	Knoxville, Tenn.	D6b-22	3	0	0	0
68	Lewis, Damien	G	6-2	327	3/21/1997	5	LSU	Canton, Miss.	FA-24	7	7	0	1
70	Christensen, Brady	G	6-6	300	9/27/1996	4	BYU	Bountiful, Utah	D3a-21	8	3	0	0
72	Moton, Taylor	T	6-5	325	8/14/1994	8	Western Michigan	Okemos, Mich.	D2b-17	6	6	0	2
75	Williams, DeShawn	DE	6-1	292	12/29/1992	6	Clemson	Central, S.C.	FA-23	5	0	0	0
77	Nijman, Yosh	T	6-7	314	1/2/1996	5	Virginia Tech	Maplewood, N.J.	FA-24	7	2	0	1
79	Ekwonu, Ikem	T	6-4	320	10/31/2000	3	North Carolina State	Charlotte, N.C.	D1-22	8	8	0	0
80	Thomas, Ian	TE	6-4	260	6/6/1996	7	Indiana	Baltimore, Md.	D4a-18	3	0	0	0
82	Tremble, Tommy	TE	6-4	250	6/2/2000	4	Notre Dame	Peachtree Corners, Ga.	D3b-21	5	5	0	3
83	Moore, David	WR	6-0	220	1/15/1995	7	East Central (Okla.)	Gainesville, Texas	FA-24	8	1	0	0
84	Franks, Felipe	TE	6-6	241	12/22/1997	3	Arkansas	Crawfordville, Fla.	FA-24	8	0	0	0
91	Thurman, Nick	DT	6-4	295	6/12/1995	3	Houston	Dallas, Texas	FA-23	8	4	0	0
92	Harris, Jonathan	DT	6-5	295	8/4/1996	4	Lindenwood	Aurora, Ill.	FA-24	0	0	0	0
93	Ray, LaBryan	DE	6-4	290	12/5/1997	2	Alabama	Madison, Ala.	FA-23	7	5	0	1
94	Robinson, A'Shawn	DE	6-4	330	3/21/1995	9	Alabama	Fort Worth, Texas	FA-24	7	7	0	1
99	Tuttle, Shy	DT	6-3	300	10/20/1995	6	Tennessee	Welcome, N.C.	FA-23	6	6	0	2
Injured Reserve (4)													
21	Scott, Nick	S	5-11	201	5/17/1995	6	Penn State	Fairfax, Va.	FA-24	7	4	0	0
54	Thompson, Shaq	LB	6-0	230	4/21/1994	10	Washington	Sacramento, Calif.	D1-15	4	4	0	0
63	Corbett, Austin	C	6-4	305	9/5/1995	7	Nevada	Sparks, Nev.	UFA-22 LAR	5	5	0	0
95	Brown, Derrick	DE	6-5	320	4/15/1998	5	Auburn	Buford, Ga.	D1-20	1	1	0	0
Injured Reserve - Designated For Return (5)													
19	Thielen, Adam	WR	6-2	200	8/22/1990	11	Minnesota State	Detroit Lakes, Minn.	FA-23	3	3	0	0
20	Fuller, Jordan	S	6-2	203	3/4/1998	5	Ohio State	Old Tappan, N.J.	FA-24	3	3	0	0
24	Brooks, Jonathan	RB	6-0	207	7/21/2003	R	Texas	Hallettsville, Texas	D2-24	0	0	0	0
96	Crumedy, Jaden	DT	6-5	305	7/30/2000	R	Mississippi State	Hattiesburg, Miss.	D6-24	0	0	0	0
98	Wonnum, D.J.	OLB	6-5	258	10/31/1997	5	South Carolina	Stone Mountain, Ga.	FA-24	0	0	0	0
International Player Pathway/PS Exemption (1)													
86	Olatoko, Praise	WR	6-2	197	6/23/2000	R	Ohio State	Glasgow, Scotland	FA-24	0	0	0	0
Practice Squad (15)													
16	Plummer, Jack	QB	6-5	215	10/21/1999	R	Louisville	Gilbert, Ariz.	UDFA-24	0	0	1	0
31	Farley, Caleb	CB	6-2	197	11/2/1998	4	Virginia Tech	Maiden, N.C.	FA-24	1	0	0	0
34	Boone, Mike	RB	5-10	205	7/30/1995	7	Cincinnati	Maccleddy, Fla.	FA-23	2	0	0	3
35	Johnson, Dillon	RB	6-0	215	6/15/2001	R	Washington	Greenville, Ms	FA-24	0	0	0	0
43	Mitchell, Jackson	LB	6-2	235	1/23/2001	R	UConn	Ridgefield, Conn.	FA-24	0	0	0	0
55	Dyson, Kenny	OLB	6-3	235	6/27/2001	R	Bryant	Stamford, Conn.	UDFA-24	0	0	0	0
57	Wooten, Chandler	LB	6-3	232	4/25/1999	3	Auburn	Acworth, Ga.	FA-22	3	0	0	0
60	Raym, Andrew	C	6-4	327	5/2/2001	R	Oklahoma	Broken Arrow, Okla.	UDFA-24	1	0	0	5
65	Carter, Ja'Tyre	OL	6-3	311	1/15/1999	3	Southern	White Castle, La.	FA-24	0	0	0	0
73	Walton, Brandon	OL	6-5	300	3/18/1998	3	Florida Atlantic	Largo, Fla.	FA-24	1	0	0	0
81	Mathews, Jordan	TE	6-3	236	7/16/1992	8	Vanderbilt	Madison, Ala.	FA-23	2	1	0	0
85	Sullivan, Stephen	TE	6-5	245	11/28/1996	3	LSU	Donaldsonville, La.	FA-20	0	0	0	0
87	Thompkins, Deven	WR	5-8	155	12/23/1999	3	Utah State	Fort Myers, Fla.	FA-24	0	0	0	0
88	Chisena, Dan	WR	6-3	203	2/25/1997	4	Penn State	Downingtown, PA	FA-24	0	0	0	0

NUMERICAL ROSTER

97	Smith, T.J.	DL	6-3	300	4/19/1997	3	Arkansas	Moultrie, Ga.	FA-24	3	0	0	0
Reserve/PUP (1)													
38	Barno, Amaré	OLB	6-6	245	4/26/1999	3	Virginia Tech	Blythewood, S.C.	D6a-22	0	0	0	0

POSITIONAL ROSTER

NO.	NAME	POS.	HT.	WT.	AGE	EXP.	COLLEGE	HOMETOWN	HOW ACQ.
QUARTERBACKS (3)									
9	Young, Bryce	QB	5-10	204	23	2	Alabama	Pasadena, Calif.	D1-23
14	Dalton, Andy	QB	6-2	220	37	14	TCU	Katy, Texas	FA-23
16	Plummer, Jack (PS)	QB	6-5	215	25	R	Louisville	Gilbert, Ariz.	UDFA-24
RUNNING BACKS (6)									
3	Blackshear, Raheem	RB	5-9	190	26	3	Virginia Tech	Philadelphia, Pa.	FA-22
6	Sanders, Miles	RB	5-11	211	27	6	Penn State	Pittsburgh, Pa.	FA-23
24	Brooks, Jonathan (IRD)	RB	6-0	207	21	R	Texas	Hallettsville, Texas	D2-24
30	Hubbard, Chuba	RB	6-1	210	25	4	Oklahoma State	Alberta, Canada	D4-21
34	Boone, Mike (PS)	RB	5-10	205	29	7	Cincinnati	MacLennay, Fla.	FA-23
35	Johnson, Dillon (PS)	RB	6-0	215	23	R	Washington	Greenville, Ms.	FA-24
WIDE RECEIVERS (8)									
15	Mingo, Jonathan	WR	6-2	225	23	2	Mississippi	Brandon, Miss.	D2-23
17	Legette, Xavier	WR	6-3	227	23	R	South Carolina	Mullins, S.C.	D1-24
18	Coker, Jalen	WR	6-3	213	22	R	Holy Cross	Sterling, Va.	UDFA-24
19	Thielen, Adam (IRD)	WR	6-2	200	34	11	Minnesota State	Detroit Lakes, Minn.	FA-23
83	Moore, David	WR	6-0	220	29	7	East Central (Okla.)	Gainesville, Texas	FA-24
86	Olatoke, Praise (IPP)	WR	6-2	197	24	R	Ohio State	Glasgow, Scotland	FA-24
87	Thompkins, Deven (PS)	WR	5-8	155	24	3	Utah State	Fort Myers, FL	FA-24
88	Chisena, Dan (PS)	WR	6-3	203	27	4	Penn State	Downingtown, PA	FA-24
TIGHT ENDS (6)									
0	Sanders, Ja'Tavion	TE	6-4	243	21	R	Texas	Denton, Texas	D4-24
80	Thomas, Ian	TE	6-4	260	28	7	Indiana	Baltimore, Md.	D4-18
81	Matthews, Jordan (PS)	TE	6-3	236	32	8	Vanderbilt	Madison, Ala.	FA-23
82	Tremble, Tommy	TE	6-4	250	24	4	Notre Dame	Peachtree Corners, Ga.	D3B-21
84	Franks, Felipe	TE	6-6	241	26	3	Arkansas	Crawfordville, Fla.	FA-24
85	Sullivan, Stephen (PS)	TE	6-5	245	27	3	LSU	Donaldsonville, La.	FA-20
OFFENSIVE LINE (13)									
50	Hunt, Robert	G	6-6	335	28	5	Louisiana-Lafayette	Burkeville, Texas	FA-24
60	Rayn, Andrew (PS)	C	6-4	327	23	R	Oklahoma	Broken Arrow, Okla.	UDFA-24
61	Kingston, Jarrett	OL	6-4	308	24	R	Southern California	Anderson, Calif.	WV-24 SF
62	Zavala, Chandler	G	6-5	325	25	2	North Carolina State	Boynton Beach, Fla.	D4-23
63	Corbett, Austin (IR)	C	6-4	305	29	7	Nevada	Sparks, Nev.	UFA-22 LAR
64	Mays, Cade	OL	6-6	325	25	3	Tennessee	Knoxville, Tenn.	D6B-22
65	Carter, Ja'Tyre (PS)	OL	6-3	311	25	3	Southern	White Castle, La.	FA-24
68	Lewis, Damien	G	6-2	327	27	5	LSU	Canton, Miss.	FA-24
70	Christensen, Brady	G	6-6	300	28	4	BYU	Bountiful, Utah	D3A-21
72	Moton, Taylor	T	6-5	325	30	8	Western Michigan	Okemos, Mich.	D2B-17
73	Walton, Brandon (PS)	OL	6-5	300	26	3	Florida Atlantic	Largo, FL	FA-24
77	Nijman, Yosh	T	6-7	314	28	5	Virginia Tech	Maplewood, N.J.	FA-24
79	Ekwonu, Ikem	T	6-4	320	23	3	North Carolina State	Charlotte, N.C.	D1-22
LINEBACKERS (16)									
7	Clowey, Jadeveon	OLB	6-5	255	31	11	South Carolina	Rock Hill, S.C.	FA-24
38	Barno, Amaré (R/PUP)	OLB	6-6	245	25	3	Virginia Tech	Blythehood, S.C.	D6A-22
40	Harris, Charles	OLB	6-3	250	29	8	Missouri	Kansas City, Mo.	FA-24
41	Windmon, Jacoby	LB	6-2	250	23	R	Michigan State	New Orleans, LA	FA-24
43	Mitchell, Jackson (PS)	LB	6-2	235	23	R	UConn	Ridgefield, Conn.	FA-24
45	Gill, Cam	LB	6-3	240	26	5	Wagner	Douglasville, Ga.	FA-24
47	Jewell, Josay	LB	6-2	236	29	7	Iowa	Decorah, Iowa	FA-24
48	Incum, Thomas	OLB	6-4	265	25	2	Central Michigan	Stone Mountain, Ga.	FA-24
49	Rhattigan, Jon	LB	6-0	239	25	4	Army	Naperville, Ill.	WV-24 SEA
52	Johnson, D.J.	OLB	6-4	270	26	2	Oregon	Sacramento, Calif.	D3-23
53	Cherelus, Claudin	LB	6-2	230	25	2	Alcorn State	Golden Gate, Fla.	WV-23 NYJ
54	Thompson, Shaq (IR)	LB	6-0	230	30	10	Washington	Sacramento, Calif.	D1-15
55	Dyson, Kenny (PS)	OLB	6-3	235	23	R	Bryant	Stamford, Conn.	UDFA-24
56	Wallace, Trevin	LB	6-1	237	21	R	Kentucky	Jesup, Ga.	D3-24
57	Wooten, Chandler (PS)	LB	6-3	232	25	3	Auburn	Acworth, Ga.	FA-22
98	Wonnum, D.J. (IRD)	OLB	6-5	258	26	5	South Carolina	Stone Mountain, Ga.	FA-24
DEFENSIVE BACKS (13)									
2	Jackson, Mike	CB	6-1	212	27	4	Miami	Birmingham, Ala.	TR-24 SEA
8	Horn, Jaycee	CB	6-1	200	24	4	South Carolina	Alpharetta, Ga.	D1-21
20	Fulder, Jordan (IRD)	S	6-2	203	26	5	Ohio State	Old Tappan, N.J.	FA-24
21	Scott, Nick (IR)	S	5-11	201	29	6	Penn State	Fairfax, Va.	FA-24
22	Robinson, Jammie	S	5-11	195	23	2	Florida State	Cordele, Ga.	D5-23
23	Jackson, Dane	CB	5-11	180	27	5	Pittsburgh	Corapolis, Pa.	FA-24
25	Woods, Xavier	S	5-11	200	29	8	Louisiana Tech	West Monroe, La.	UFA-22 MIN
26	Smith-Wade, Chau	CB	5-11	176	22	R	Washington State	Denver, Colo.	D5-24
27	Bartholomew, Shemar	CB	6-1	200	24	R	Georgia Southern	Houston, TX	WV-24 NYJ
31	Farley, Caleb (PS)	CB	6-2	197	25	4	Virginia Tech	Maiden, N.C.	FA-24
32	Johnson Jr., Lonnie	S	6-2	213	28	6	Kentucky	Gary, Ind.	FA-24
36	Richardson, Demani	S	6-1	215	24	R	Texas A&M	Waxahachie, Texas	UDFA-24
42	Franklin Jr., Sam	S	6-3	210	28	5	Temple	Crystal River, Fla.	FA-20
DEFENSIVE LINE (9)									
75	Williams, DeShawn	DE	6-1	292	31	6	Clemson	Central, S.C.	FA-23
91	Thurman, Nick	DT	6-4	295	29	3	Houston	Dallas, Texas	FA-23
92	Harris, Jonathan	DT	6-5	295	28	4	Lindenwood	Aurora, Ill.	FA-24
93	Ray, LaByan	DE	6-4	290	26	2	Alabama	Madison, Ala.	FA-23
94	Robinson, A'Shawn	DE	6-4	330	29	9	Alabama	Fort Worth, Texas	FA-24
95	Brown, Derrick (IR)	DE	6-5	320	26	5	Auburn	Burford, Ga.	D1-20
96	Crumedy, Jaden (IRD)	DT	6-5	305	24	R	Mississippi State	Hattiesburg, Miss.	D6-24
97	Smith, T.J. (PS)	DL	6-3	300	27	3	Arkansas	Moultrie, Ga.	FA-24
99	Tuttle, Shy	DT	6-3	300	29	6	Tennessee	Welcome, N.C.	FA-23
SPECIALISTS (3)									
4	Piñero, Eddy	K	5-11	190	29	13	Florida	Miami, Fla.	FA-22
10	Hekker, Johnny	P	6-5	225	34	13	Oregon State	Bothell, Wash.	FA-22
44	Jansen, JJ	LS	6-2	235	38	17	Notre Dame	Phoenix, Ariz.	TR-09 GB

HOW BUILT

YEAR	DRAFTEES (16)	COLLEGE FREE AGENTS			TRADES/WAIVERS (5)	PRACTICE SQUAD (0)	SUP. DRAFT (0)
		FREE AGENTS (23)	(3)	(3)			
2009					LS JJ Jansen (TR-09 GB)		
2017	T Taylor Moton (2)						
2018	TE Ian Thomas (4)						
2020			S Sam Franklin Jr. (FA-20)				
2021	CB Jaycee Horn (1) G Brady Christensen (3) TE Tommy Tremble (3) RB Chuba Hubbard (4)						
2022	T Ikem Ekwonu (1) OL Cade Mays (6b)	RB Raheem Blackshear (FA-22) P Johnny Hekker (FA-22) K Eddy Piñeiro (FA-22)					
2023	QB Bryce Young (1) WR Jonathan Mingo (2) G Chandler Zavala (4) S Jammie Robinson (5)	QB Andy Dalton (FA-23) DE LaBryan Ray (FA-23) RB Miles Sanders (FA-23) DT Nick Thurman (FA-23) DT Shy Tuttle (FA-23)		LB Claudin Chelelus (WV-23 NYJ)			
2024	WR Xavier Legette (1) LB Trevin Wallace (3) TE Ja'Tavion Sanders (4) CB Chau Smith-Wade (5)	OLB Jadeveon Clowney (FA-24) TE Feleipe Franks (FA-24) OLB Cam Gill (FA-24) OLB Charles Harris (FA-24) G Robert Hunt (FA-24) OLB Thomas Incoom (FA-24) CB Dane Jackson (FA-24) CB Mike Jackson (TR-24 SEA) LB Josey Jewell (FA-24) S Lonnie Johnson Jr. (FA-'24) G Damien Lewis (FA-24) WR David Moore (FA-24) T Yosh Nijman (FA-24) DE A'Shawn Robinson (FA-24) LB Jacoby Windmon (FA'24)	WR Jalen Coker (UDFA-24) S Demani Richardson (UDFA-24)	CB Shemar Bartholomew (WV-24 NYJ) OL Jarrett Kingston (WV-24 SF) LB Jon Rhattigan (WV-24 SEA)			

TRANSACTIONS

DATE	POS	NAME	TRANSACTION	DATE	POS	NAME	TRANSACTION
29-Oct	WR	Diontae Johnson	Traded to Baltimore Ravens	7-Sep	CB	Keenan Isaac	Waived
29-Oct	TE	Stephen Sullivan	Signed/Practice Squad	5-Sep	OLB	Cam Gill	Waived
29-Oct	LB	Shaquille Quarterman	Waived	4-Sep	RB	Dillon Johnson	Signed/Practice Squad
29-Oct	S	Russ Yeast	Waived	4-Sep	TE	Messiah Swinson	Signed/Practice Squad
26-Oct	S	Russ Yeast	Signed/Active Roster	3-Sep	OT	Tyler Smith	Waived
26-Oct	S	Sam Franklin Jr.	Activated from injured reserve	3-Sep	OLB	K'Lavon Chaisson	Waived
26-Oct	S	Nick Scott	Placed on injured reserve	2-Sep	LB	Tae Davis	Waived
22-Oct	C	Andrew Raym	Signed/Practice Squad	2-Sep	OT	Badara Traore	Waived
22-Oct	DT	Jonathan Harris	Signed/Active Roster	2-Sep	WR	Praise Olatoke	Signed/Practice Squad
22-Oct	OLB	Cam Gill	Signed/Active Roster	30-Aug	OT	Brandon Walton	Signed/Practice Squad
22-Oct	DL	T.J. Smith	Waived	30-Aug	WR	Deon Cain	Signed/Practice Squad
22-Oct	LB	Chandler Wooten	Waived	30-Aug	DT	Walter Palmore	Waived
22-Oct	OLB	Marquis Haynes Sr.	Waived	30-Aug	S	Alex Cook	Waived
22-Oct	OLB	Shaq Lawson	Waived	30-Aug	G	Mason Brooks	Waived
22-Oct	DT	Jayden Peevy	Waived	29-Aug	TE	Jordan Matthews	Signed/Active Roster
19-Oct	DL	T.J. Smith	Signed/Active Roster	29-Aug	CB	Lonnie Johnson Jr.	Signed/Practice Squad
19-Oct	DB	Dane Jackson	Activated from injured reserve	29-Aug	LB	Thomas Incoom	Signed/Practice Squad
19-Oct	C	Andrew Raym	Waived	29-Aug	DE	Tarron Jackson	Signed/Practice Squad
19-Oct	CB	Troy Hill	Waived	29-Aug	TE	Feleipe Franks	Signed/Practice Squad
15-Oct	LB	Jacoby Windmon	Signed/Active Roster	29-Aug	DT	Jayden Peevy	Signed/Practice Squad
15-Oct	LB	Shaquille Quarterman	Signed/Practice Squad	29-Aug	WR	Jalen Coker	Signed/Practice Squad
15-Oct	OLB	Tarron Jackson	Waived	29-Aug	S	Demani Richardson	Signed/Practice Squad
15-Oct	WR	Deon Cain	Waived	29-Aug	G	Ja'Tyre Carter	Signed/Practice Squad
12-Oct	CB	Austin Corbett	Placed on injured reserve	28-Aug	G	Mason Brooks	Signed/Practice Squad
12-Oct	OLB	Marquis Haynes Sr.	Signed/Active Roster	28-Aug	QB	Jack Plummer	Signed/Practice Squad
12-Oct	TE	Ian Thomas	Activated from injured reserve	28-Aug	DT	Walter Palmore	Signed/Practice Squad
10-Oct	S	Russ Yeast	Signed/Practice Squad	28-Aug	DT	T.J. Smith	Signed/Practice Squad
10-Oct	DT	Jayden Peevy	Signed/Practice Squad	28-Aug	OLB	Chandler Wooten	Signed/Practice Squad
10-Oct	RB	Mike Boone	Signed/Practice Squad	28-Aug	S	Alex Cook	Signed/Practice Squad
10-Oct	TE	Stephen Sullivan	Waived	28-Aug	RB	Mike Boone	Signed/Practice Squad
8-Oct	OLB	Shaq Lawson	Signed/Practice Squad	28-Aug	TE	Jordan Matthews	Signed/Practice Squad
8-Oct	DE	DeShawn Williams	Signed/Active Roster	28-Aug	OLB	Kenny Dyson	Signed/Practice Squad
8-Oct	S	Alex Cook	Waived	28-Aug	G	Jarrett Kingston	Claimed off waivers
8-Oct	DT	Jayden Peevy	Waived	28-Aug	LB	Jon Rhattigan	Claimed off waivers
8-Oct	S	Russ Yeast	Waived	28-Aug	DT	Jamie Sheriff	Claimed off waivers
8-Oct	RB	Mike Boone	Waived	28-Aug	CB	Tariq Castro-Fields	Claimed off waivers
8-Oct	OLB	Thomas Incoom	Signed/Active Roster	28-Aug	CB	Shemar Bartholomew	Claimed off waivers
8-Oct	CB	Cade Mays	Signed/Active Roster	28-Aug	CB	Keenan Isaac	Claimed off waivers
5-Oct	LB	Shaq Thompson	Placed on injured reserve	28-Aug	S	Demani Richardson	Waived
4-Oct	CB	Justin Hardee Jr.	Waived	28-Aug	WR	Jalen Coker	Waived
4-Oct	OLB	Marquis Haynes Sr.	Signed/Practice Squad	28-Aug	DT	Jayden Peevy	Waived
1-Oct	CB	Caleb Farley	Signed/Practice Squad	28-Aug	CB	D'Shawn Jamison	Waived
1-Oct	OLB	Chandler Wooten	Signed/Active Roster	28-Aug	G	Cade Mays	Waived
1-Oct	CB	Tariq Castro-Fields	Waived	28-Aug	WR	Ihmir Smith-Marsette	Waived
1-Oct	LB	Jackson Mitchell	Signed/Practice Squad	28-Aug	QB	Jake Luton	Waived
1-Oct	CB	Azizi Hearn	Waived	28-Aug	CB	Lamar Jackson	Waived
30-Sep	TE	Stephen Sullivan	Signed/Practice Squad	27-Aug	RB	Jonathan Brooks	Placed on reserve/NFI
30-Sep	WR	Deven Thompkins	Signed/Practice Squad	27-Aug	OLB	D.J. Wonnum	Placed on active/PUP
30-Sep	WR	Sam Pinckney	Waived	27-Aug	LB	Amare Barno	Placed on active/PUP
24-Sep	WR	Jalen Coker	Signed/Active Roster	27-Aug	CB	Willie Drew	Waived
24-Sep	S	Demani Richardson	Signed/Active Roster	27-Aug	T	Ricky Lee III	Waived
24-Sep	S	Russ Yeast	Signed/Active Roster	27-Aug	DT	Walter Palmore	Waived
24-Sep	S	Alex Cook	Signed/Practice Squad	27-Aug	DT	T.J. Smith	Waived
24-Sep	CB	Justin Hardee Jr.	Signed/Practice Squad	27-Aug	G	Ike Boettger	Waived
24-Sep	OLB	Ekua Leota	Waived	27-Aug	TE	Jacob Hollister	Waived
24-Sep	TE	Messiah Swinson	Waived	27-Aug	TE	Jesper Horsted	Waived
24-Sep	S	Jordan Fuller	Placed on injured reserve	27-Aug	CB	Quandre Mosely	Waived
24-Sep	WR	Adam Thielein	Placed on injured reserve	27-Aug	CB	Chris Wilcox	Waived
19-Sep	OLB	Tarron Jackson	Signed/Active Roster	27-Aug	TE	Jeremiah Crawford	Waived
19-Sep	OLB	Ekua Leota	Signed/Practice Squad	27-Aug	S	Alex Cook	Waived
18-Sep	S	Russ Yeast	Signed/Practice Squad	27-Aug	LB	Aaron Beasley	Waived
18-Sep	TE	Jordan Matthews	Signed/Practice Squad	27-Aug	DT	Ulumoo Ale	Waived
17-Sep	TE	Feleipe Franks	Signed/Active Roster	27-Aug	DT	Junior Aho	Waived
17-Sep	TE	Jordan Matthews	Waived	27-Aug	TE	Jordan Matthews	Waived
17-Sep	OLB	Ekua Leota	Waived	27-Aug	WR	Terrace Marshall Jr.	Waived
11-Sep	OLB	Charles Harris	Signed/Active Roster	27-Aug	G	Jack Anderson	Waived
11-Sep	TE	Feleipe Franks	Signed/Practice Squad	27-Aug	WR	Sam Pinckney	Waived
10-Sep	S	Lonnie Johnson Jr.	Signed/Active Roster	27-Aug	S	Rudy Ford	Waived
10-Sep	RB	Mike Boone	Signed/Active Roster	27-Aug	RB	Jaden Shirden	Waived
10-Sep	CB	Azizi Hearn	Signed/Practice Squad	27-Aug	LB	Chandler Wooten	Waived
10-Sep	DE	DeShawn Williams	Signed/Practice Squad	27-Aug	RB	Mike Boone	Waived
10-Sep	LB	Jamie Sheriff	Waived	27-Aug	DE	Derrick McLendon	Waived
10-Sep	DE	Derrick Brown	Placed on injured reserve	27-Aug	G	Mason Brooks	Waived
9-Sep	TE	Feleipe Franks	Waived	27-Aug	OLB	Kenny Dyson	Waived
7-Sep	TE	Feleipe Franks	Signed/Active Roster	27-Aug	CB	Dicaprio Bootle	Waived

TRANSACTIONS

DATE	POS	NAME	TRANSACTION	DATE	POS	NAME	TRANSACTION
27-Aug	QB	Jack Plummer	Waived	19-Jul	OT	Yosh Nijman	Placed on active/PUP
27-Aug	LB	Luiji Vilain	Waived	19-Jul	OLB	DJ Wonnum	Placed on active/PUP
27-Aug	TE	Feleipe Franks	Waived	19-Jul	RB	Jonathon Brooks	Placed on active/NFI
27-Aug	WR	Mike Strachan	Waived	18-Jun	WR	Daewood Davis	Signed
26-Aug	WR	Tayvion Robinson	Waived	20-May	DE	Junior Aho	Signed
22-Aug	OL	Badara Traore	Released/injury settlement	13-May	OLB	Cam Gill	Signed
22-Aug	LB	Aaron Beasley	Signed	13-May	DE	TJ Smith	Signed
22-Aug	LB	Michael Barrett	Traded to Seattle Seahawks	11-May	TE	Kevin Foelsch	Waived
22-Aug	DB	Michael Jackson	Acquired via trade	11-May	CB	Deshawn Gaddie	Waived
21-Aug	OL	Nash Jensen	Released/injury settlement	11-May	DE	Darius Hodges	Waived
19-Aug	WR	Tayvion Robinson	Waived	10-May	DT	Ulumoo Ale	Signed to active roster
19-Aug	RB	Dillon Johnson	Waived	10-May	RB	Jaden Shirden	Signed to active roster
19-Aug	CB	Lamar Jackson	Waived	10-May	S	Demani Richardson	Signed to active roster
19-Aug	QB	Jake Luton	Placed on injured reserve	10-May	C	Andrew Raym	Signed to active roster
19-Aug	CB	Anthony Brown	Placed on injured reserve	10-May	QB	Jack Plummer	Signed to active roster
19-Aug	RB	Jaden Shirden	Signed	10-May	WR	Sam Pinkney	Signed to active roster
19-Aug	WR	Sam Pinckney	Signed	10-May	LB	Jackson Mitchell	Signed to active roster
19-Aug	CB	Willie Drew	Signed	10-May	K	Harrison Mevis	Signed to active roster
19-Aug	CB	Qunadre Mosley	Signed	10-May	OLB	Derrick McLendon	Signed to active roster
19-Aug	CB	Chris Wilcox	Signed	10-May	S	Clayton Isbell	Signed to active roster
17-Aug	WR	Deven Thompkins	Released/injury settlement	10-May	DE	Darius Hodges	Signed to active roster
16-Aug	LB	Jackson Mitchell	Waived	10-May	CB	DeShawn Gaddie	Signed to active roster
16-Aug	OL	Ike Boettger	Signed	10-May	TE	Kevin Foelsch	Signed to active roster
15-Aug	OL	Mason Brooks	Claimed off waivers	10-May	OLB	Kenny Dyson	Signed to active roster
15-Aug	OL	Nash Jensen	Waived	10-May	OT	Christian Duffie	Signed to active roster
14-Aug	DL	Kemoko Turay	Waived	10-May	CB	Willie Drew	Signed to active roster
14-Aug	S	Clayton Isbell	Waived	10-May	OT	Jeremiah Crawford	Signed to active roster
14-Aug	S	Rudy Ford	Signed	10-May	WR	Jalen Coker	Signed to active roster
13-Aug	TE	Curtis Hodges	Released/injury settlement	10-May	DE	Popo Aumavae	Signed to active roster
13-Aug	OL	J.D. DiRenzo	Released/injury settlement	10-May	CB	AJ Parker	Released
11-Aug	K	Harrison Mevis	Waived	10-May	DT	Raequan Williams	Released
11-Aug	OT	Tyler Smith	Signed	10-May	OL	Ilm Manning	Released
11-Aug	WR	Deven Thompkins	Waived/injured	10-May	WR	Jalen Camp	Released
11-Aug	CB	Willie Drew	Waived	10-May	TE	Chris Pierce	Released
11-Aug	RB	Jaden Shirden	Waived	10-May	RB	Spencer Brown	Released
11-Aug	WR	Tayvion Robinson	Signed	10-May	RB	Tarik Cohen	Released
11-Aug	OL	Jack Anderson	Signed	9-May	LB	Michael Barrett	Signed rookie contract
10-Aug	DT	Walter Palmore	Signed	9-May	DT	Jaden Crumedy	Signed rookie contract
10-Aug	DT	Jayden Peevy	Signed	9-May	CB	Chau Smith	Signed rookie contract
8-Aug	TE	Stephen Sullivan	Released/injury settlement	9-May	TE	Ja'Tavion Sanders	Signed rookie contract
8-Aug	DB	Caden Sterns	Waived/failed physical	9-May	LB	Trevin Wallace	Signed rookie contract
6-Aug	G	J.D. DiRenzo	Waived/injured	9-May	RB	Jonathon Brooks	Signed rookie contract
6-Aug	DB	Caden Sterns	Claimed off waivers	9-May	WR	Xavier Legette	Signed rookie contract
5-Aug	WR	Tayvion Robinson	Waived	6-May	RB	Rashaad Penny	Agreed to terms
5-Aug	TE	Jesper Horsted	Signed	27-Apr	LB	Michael Barrett	Drafted 240th overall
5-Aug	DE	Kemoko Turay	Placed on injured reserve	27-Apr	DT	Jaden Crumedy	Drafted 200th overall
5-Aug	QB	Jake Luton	Signed	27-Apr	CB	Chau Smith	Drafted 157st overall
4-Aug	WR	Devin Carter	Waived/injured	27-Apr	TE	Ja'Tavion Sanders	Drafted 101st overall
4-Aug	TE	Jacob Hollister	Signed	26-Apr	LB	Trevin Wallace	Drafted 72nd overall
3-Aug	CB	Kiondre Thomas	Waived	26-Apr	RB	Jonathon Brooks	Drafted 46th overall
3-Aug	CB	Anthony Brown	Signed	26-Apr	CB	Jaycee Horn	Picked up fifth-year option
3-Aug	TE	Curtis Hodges	Waived/injured	25-Apr	WR	Xavier Legette	Drafted 32nd overall
3-Aug	S	Clayton Isbell	Signed	29-Mar	LB	Tae Davis	Agreed to terms
1-Aug	TE	Stephen Sullivan	Placed on injured reserve	27-Mar	OLB	Jadeveon Clowney	Agreed to terms
1-Aug	TE	Curtis Hodges	Signed	27-Mar	S	Sam Franklin Jr.	Agreed to terms
31-Jul	WR	Daewood Davis	Signed	22-Mar	S	Nick Scott	Agreed to terms
31-Jul	RB	Dillon Johnson	Signed	19-Feb	WR	David Moore	Agreed to terms
30-Jul	WR	Tayvion Robinson	Signed	18-Mar	T	Yosh Nijman	Agreed to terms
30-Jul	RB	Rashaad Penny	Placed on reserve/retired	16-Mar	OLB	K'Lavon Chaisson	Agreed to terms
26-Jul	WR	Sam Pinckney	Waived	15-Mar	S	Jordan Fuller	Signed
26-Jul	OT	Christian Duffie	Waived	14-Mar	OLB	DJ Wonnum	Agreed to terms
26-Jul	S	Clayton Isbell	Waived	13-Mar	C	Bradley Bozeman	Released
26-Jul	WR	Cam Sims	Placed on active/PUP	13-Mar	S	Vonn Bell	Released
26-Jul	WR	Devin Carter	Signed	13-Mar	TE	Hayden Hurst	Released
26-Jul	CB	Kiondre Thomas	Signed	13-Mar	G	Robert Hunt	Agreed to terms
26-Jul	TE	Feleipe Franks	Signed	13-Mar	G	Damien Lewis	Agreed to terms
26-Jul	OLB	Kemoko Turay	Signed	13-Mar	DT	A'Shawn Robinson	Agreed to terms
25-Jul	DT	Popo Aumavae	Waived	13-Mar	LB	Josey Jewell	Agreed to terms
25-Jul	WR	Deven Thompkins	Signed	13-Mar	CB	Dane Jackson	Agreed to terms
23-Jul	CB	Chau Smith-Wade	Placed on active/PUP	13-Mar	OLB	Brian Burns	Traded to New York Giants
23-Jul	WR	Jalen Coker	Placed on active/PUP	13-Mar	WR	Diontae Johnson	Acquired via trade
20-Jul	WR	Cam Sims	Placed on active/PUP	13-Mar	CB	Donte Jackson	Traded to Pittsburgh Steelers
20-Jul	CB	Chau Smith-Wade	Placed on active/PUP	13-Mar	RB	Raheem Blackshear	Tendered offer
19-Jul	WR	Jalen Coker	Placed on active/PUP	13-Mar	CB	Troy Hill	Agreed to terms
19-Jul	OLB	Amare Barno	Placed on active/PUP	12-Mar	WR	Ihmir Smith-Marsette	Agreed to terms

TRANSACTIONS

DATE	POS	NAME	TRANSACTION
11-Mar	LS	JJ Jansen	Re-signed
8-Jan	TE	Stephen Sullivan	Signed one-year extension
8-Jan	DE	LaBryan Ray	Signed one-year extension
8-Jan	DT	Nick Thurman	Signed one-year extension
8-Jan	RB	Tarik Cohen	Signed to reserve/futures
8-Jan	RB	Mike Boone	Signed to reserve/futures
8-Jan	RB	Spencer Brown	Signed to reserve/futures
8-Jan	WR	Jalen Camp	Signed to reserve/futures
8-Jan	WR	Cam Sims	Signed to reserve/futures
8-Jan	TE	Jordan Matthews	Signed to reserve/futures
8-Jan	TE	Chris Pierce	Signed to reserve/futures
8-Jan	T	Badara Traore	Signed to reserve/futures
8-Jan	DE	Raequan Williams	Signed to reserve/futures
8-Jan	CB	AJ Parker	Signed to reserve/futures
8-Jan	CB	Lamar Jackson	Signed to reserve/futures
2-Jan	K	Matthew Wright	Signed to practice squad
2-Jan	WR	Jonathan Mingo	Placed on injured reserve
2-Jan	G	JD DiRenzo	Signed to active roster
2-Jan	RB	Mike Boone	Signed to practice squad

GAME-BY-GAME STARTERS

2024 REGULAR SEASON														
OFFENSE														
DATE	OPPONENT	LT	LG	C	RG	RT	TE	WR	WR	WR	QB	RB	RB	
9/8	at New Orleans	Ikem Ekwonu	Damien Lewis	Austin Corbett	Robert Hunt	Taylor Moton	Jordan Matthews	<u>Ja'Tavion Sanders</u>	Adam Thielen	Diontae Johnson	--	Bryce Young	Chuba Hubbard	--
9/15	L.A. Chargers	Ikem Ekwonu	Damien Lewis	Austin Corbett	Robert Hunt	Taylor Moton	Tommy Tremble	--	Adam Thielen	Diontae Johnson	Jonathan Mingo	Bryce Young	Chuba Hubbard	--
9/22	at Las Vegas	Ikem Ekwonu	Damien Lewis	Austin Corbett	Robert Hunt	Taylor Moton	Tommy Tremble	--	Adam Thielen	Diontae Johnson	Jonathan Mingo	Andy Dalton	Chuba Hubbard	--
9/29	Cincinnati	Ikem Ekwonu	Chandler Zavala	Austin Corbett	Robert Hunt	Taylor Moton	Tommy Tremble	<u>Ja'Tavion Sanders</u>	<u>Xavier Legette</u>	Diontae Johnson	--	Andy Dalton	Chuba Hubbard	--
10/6	at Chicago	Ikem Ekwonu	Damien Lewis	Austin Corbett	Robert Hunt	Taylor Moton	Tommy Tremble	--	<u>Xavier Legette</u>	Diontae Johnson	Jonathan Mingo	Andy Dalton	Chuba Hubbard	--
10/13	Atlanta	Ikem Ekwonu	Damien Lewis	Brady Christensen	Robert Hunt	Yosh Nijman	<u>Ja'Tavion Sanders</u>	--	<u>Xavier Legette</u>	Diontae Johnson	Jonathan Mingo	Andy Dalton	Chuba Hubbard	--
10/20	at Washington	Ikem Ekwonu	Damien Lewis	Brady Christensen	Robert Hunt	Yosh Nijman	<u>Ja'Tavion Sanders</u>	--	<u>Xavier Legette</u>	Diontae Johnson	Jonathan Mingo	Andy Dalton	Chuba Hubbard	--
10/27	at Denver	Ikem Ekwonu	Damien Lewis	Brady Christensen	Robert Hunt	Taylor Moton	Tommy Tremble	--	<u>Xavier Legette</u>	David Moore	--	Bryce Young	Chuba Hubbard	Miles Sanders
11/3	--	--	--	--	--	--	--	--	--	--	--	--	--	--
11/10	--	--	--	--	--	--	--	--	--	--	--	--	--	--
11/24	--	--	--	--	--	--	--	--	--	--	--	--	--	--
12/1	--	--	--	--	--	--	--	--	--	--	--	--	--	--
12/8	--	--	--	--	--	--	--	--	--	--	--	--	--	--
12/15	--	--	--	--	--	--	--	--	--	--	--	--	--	--
12/22	--	--	--	--	--	--	--	--	--	--	--	--	--	--
12/29	--	--	--	--	--	--	--	--	--	--	--	--	--	--
1/5	--	--	--	--	--	--	--	--	--	--	--	--	--	--

2024 REGULAR SEASON													
DEFENSE													
DATE	OPPONENT	DE	DT	DE	OLB	LB	LB	OLB	CB	CB	CB	S	S
9/8	at New Orleans	Derrick Brown	Sty Tuttle	A'Shawn Robinson	Jadeveon Clowney	Shaq Thompson	Josey Jewell	--	Jaycee Horn	Mike Jackson	Troy Hill	Xavier Woods	Jordan Fuller
9/15	L.A. Chargers	Nick Thurman	Sty Tuttle	A'Shawn Robinson	Jadeveon Clowney	Shaq Thompson	Josey Jewell	Eku Leta	Jaycee Horn	Mike Jackson	--	Xavier Woods	Jordan Fuller
9/22	at Las Vegas	LaBryan Ray	Nick Thurman	A'Shawn Robinson	Jadeveon Clowney	Shaq Thompson	Josey Jewell	Charles Harris	Jaycee Horn	Mike Jackson	--	Xavier Woods	Jordan Fuller
9/29	Cincinnati	LaBryan Ray	Nick Thurman	A'Shawn Robinson	Jadeveon Clowney	Shaq Thompson	Josey Jewell	Charles Harris	Jaycee Horn	Mike Jackson	--	Xavier Woods	Nick Scott
10/6	at Chicago	LaBryan Ray	Sty Tuttle	A'Shawn Robinson	Jadeveon Clowney	<u>Trevin Wallace</u>	--	Charles Harris	Jaycee Horn	Mike Jackson	<u>Chas Smith-Wade</u>	Xavier Woods	Nick Scott
10/13	Atlanta	--	Sty Tuttle	A'Shawn Robinson	D.J. Johnson	<u>Trevin Wallace</u>	Clauden Cherelus	Charles Harris	Jaycee Horn	Mike Jackson	Troy Hill	Xavier Woods	Nick Scott
10/20	at Washington	LaBryan Ray	Sty Tuttle	Nick Thurman	Marquis Hayes Sr.	<u>Trevin Wallace</u>	--	Charles Harris	Jaycee Horn	Mike Jackson	Lonnie Johnson Jr.	Xavier Woods	Nick Scott
10/27	at Denver	LaBryan Ray	Sty Tuttle	A'Shawn Robinson	Jadeveon Clowney	<u>Trevin Wallace</u>	Josey Jewell	Charles Harris	Jaycee Horn	Mike Jackson	--	Xavier Woods	<u>Demari Richardson</u>
11/3	--	--	--	--	--	--	--	--	--	--	--	--	--
11/10	--	--	--	--	--	--	--	--	--	--	--	--	--
11/24	--	--	--	--	--	--	--	--	--	--	--	--	--
12/1	--	--	--	--	--	--	--	--	--	--	--	--	--
12/8	--	--	--	--	--	--	--	--	--	--	--	--	--
12/15	--	--	--	--	--	--	--	--	--	--	--	--	--
12/22	--	--	--	--	--	--	--	--	--	--	--	--	--
12/29	--	--	--	--	--	--	--	--	--	--	--	--	--
1/5	--	--	--	--	--	--	--	--	--	--	--	--	--

Rookies underlined.

2024 TEAM STATS

CAROLINA PANTHERS / REGULAR SEASON WEEK 8 / THROUGH SUNDAY, OCTOBER 27, 2024

WON 1, LOST 7				DAVE CANALES (7 GAMES)	
09/08	L	10-47	at New Orleans	70,007	
09/15	L	3-26	L.A. Chargers	70,145	
09/22	W	36-22	at Las Vegas	62,417	
09/29	L	24-34	Cincinnati	72,258	
10/06	L	10-36	at Chicago	59,307	
10/13	L	20-38	Atlanta	70,884	
10/20	L	7-40	at Washington	63,880	
10/27	L	14-28	at Denver	76,135	

2024 TEAM STATISTICS		
	CAR	OPP
FIRST DOWNS	127	185
Rushing	44	72
Passing	74	95
Penalty	9	18
Third Down-Made/Att	30/95	52/103
Third Down Efficiency	31.6%	50.5%
Fourth Down-Made/Att	5/18	2/6
Fourth Down Efficiency	27.8%	33.3%
TOTAL NET YARDS	2,255	3,100
Avg. Per Game	281.9	387.5
Total Plays	464	521
Avg. Per Play	4.9	6.0

NET YARDS RUSHING		
Avg. Per Game	104.0	154.6
Total Rushes	184	274
Avg. Per Rush	4.5	4.5
NET YARDS PASSING	1,423	1,863
Avg. Per Game	177.9	232.9
Sacked/Yards Lost	16/89	9/50
Gross Yards	1,512	1,913
Attempts/Completions	264/167	238/171
Pct. of Completion	63.3%	71.8%
Had Intercepted	11	3

PUNTS/AVERAGE		
Net Punting Average	35/45.9	22/48.0
	41.1	41.9
PUNT RETURN/AVG.	10/9.4	13/9.8
KICKOFF RETURN/AVG.	27/25.6	15/25.1
INTERCEPTION RETURN/AVG.	3/11.3	11/17.9

PENALTIES/YARDS		
FUMBLES/BALL LOST	8/3	6/5
TOUCHDOWNS	14	32
Rushing	5	14
Passing	9	17
Returns	0	1
EXTRA POINTS/ATTEMPTS	13/13	27/29
TWO POINT CONVERSION/ATT.	0/1	2/2
FIELD GOALS/ATTEMPTS	9/10	16/17
AVG. TIME OF POSSESSION	27:41	32:19

SCORE BY PERIODS						
	Q1	Q2	Q3	Q4	OT	TOT
TEAM	29	41	29	26	0	124
OPPONENTS	61	114	46	50	0	271

SCORING									
	TD	RU	PA	RT	K-PAT	FG	ZPT	S	PTS
E. Piferno	0	0	0	0	13/13	9/10	0	0	40
C. Hubbard	4	3	1	0	0/0	0/0	0	0	24
D. Johnson	3	0	3	0	0/0	0/0	0	0	18
X. Legette	3	0	3	0	0/0	0/0	0	0	18
J. Coker	1	0	1	0	0/0	0/0	0	0	6
M. Sanders	1	1	0	0	0/0	0/0	0	0	6
A. Thielen	1	0	1	0	0/0	0/0	0	0	6
B. Young	1	1	0	0	0/0	0/0	0	0	6
TEAM	14	5	9	0	13/13	9/10	0	0	124
OPPONENTS	32	14	17	1	27/29	16/17	2	0	271

2-Pt Conv: TM 0-1, OPP 2-3
 E. Piferno: (43G) (38G) (43G, 35G, 26G) (48G) (45WL) 27G) (24G, 40G) (-) (-)
 OPP: (57G, 44G, 52G, 39G) (46G, 42G) (57WL) (56G, 46G) (33G) (21G, 31G, 35G) (23G, 49G, 31G, 29G)
 SACKS: C. Harris 2.0, A. Robinson 2.0, J. Peavy 1.5, L. Ray 1.0, E. Leota 1.0, J. Clowney 1.0, D. Johnson 0.5, TM 9.0, OPP 16.0

PASSING												
	ATT	CMP	YDS	CMP%	YDS/ATT	TD	TD%	INT	INT%	LONG	SACK	LOST
A. Dalton	160	106	989	66.3	6.2	7	4.4	6	3.8	39	7	37
B. Young	102	61	523	59.8	5.1	2	2.0	5	4.9	35	9	52
J. Hekker	2	0	0	0.0	0.0	0	0.0	0	0.0	0	0	39.6
TEAM	264	167	1,512	63.3	5.7	9	3.4	11	4.2	39	16	89
OPPONENTS	238	171	1,913	71.8	8.0	17	7.1	3	1.3	63t	9	50

RUSHING				
	NO.	YDS	AVG	LONG
C. Hubbard	118	593	5.0	38t
M. Sanders	34	139	4.1	26
A. Dalton	11	34	3.1	18
B. Young	9	32	3.6	8
X. Legette	4	16	4.0	8
M. Boone	4	7	1.8	5
D. Johnson	2	6	3.0	4
J. Mingo	2	5	2.5	3
TEAM	184	832	4.5	38t
OPPONENTS	274	1,237	4.5	46

RECEIVING				
	TD	NO.	YDS	AVG
D. Johnson	58	30	357	11.9
X. Legette	35	22	211	9.6
C. Hubbard	26	24	108	4.5
J. Sanders	25	20	158	7.9
J. Mingo	25	12	121	10.1
M. Sanders	24	19	103	5.4
J. Coker	15	12	186	15.5
D. Moore	14	9	83	9.2
A. Thielen	8	8	109	13.6
T. Tremble	12	9	72	8.0
I. Thomas	5	2	4	2.0
S. Franklin Jr.	1	0	0	0.0
F. Franks	1	0	0	0.0
J. Matthews	1	0	0	0.0
TEAM	254	167	1,512	9.1
OPPONENTS	232	171	1,913	11.2

INTERCEPTIONS				
	NO.	YDS	AVG	LONG
X. Woods	1	33	33.0	33
M. Jackson	1	1	1.0	1
J. Horn	1	0	0.0	0
TEAM	3	34	11.3	33
OPPONENTS	11	197	17.9	67t

FUMBLES				
	FUM	LST	FF	REC
C. Hubbard	2	1	0	0
J. Mingo	1	1	0	0
T. Tremble	1	1	0	0
R. Blackshear	1	0	0	0
A. Dalton	2	0	0	2
J. Sanders	1	0	0	1
TEAM	8	3	0	3
OPPONENTS	6	5	0	0

PUNTING						
	NO.	YDS	AVG	NET	TB	IN
J. Hekker	35	1,606	45.9	41.1	2	10
TEAM	35	1,606	45.9	41.1	2	10
OPPONENTS	22	1,056	48.0	41.9	2	12

PUNT RETURNS					
	RET	FC	YDS	AVG	LONG
R. Blackshear	10	2	94	9.4	16
D. Moore	0	2	0	0.0	0
TEAM	10	4	94	9.4	16
OPPONENTS	13	11	128	9.8	47

KICKOFF RETURNS				
	NO.	YDS	AVG	LONG
R. Blackshear	23	589	25.6	43
X. Legette	4	102	25.5	30
TEAM	27	691	25.6	43
OPPONENTS	15	376	25.1	34

FIELD GOALS					
	1-19	20-29	30-39	40-49	50+
E. Piferno	0/0	3/2	4/5	0/0	0/0
TEAM	0/0	3/3	2/2	4/5	0/0
OPPONENTS	0/0	3/3	5/5	5/5	3/4

2024 DEFENSIVE STATS

2024 REGULAR SEASON CAROLINA PANTHERS DEFENSIVE STATS (THROUGH WEEK 8)

POS	PLAYER	TOTAL	TKL.	AST.	TFL	SACKS	PRES	FR	FF	INT.	PD
S	X. Woods	56	34	22	1	0.0	0	0	0	1	2
CB	M. Jackson	43	33	10	0	0.0	0	0	0	1	6
LB	J. Jewell	40	23	17	1	0.0	0	1	0	0	3
LB	T. Wallace	37	24	13	0	0.0	0	1	2	0	0
LB	S. Thompson	35	19	16	2	0.0	1	0	0	0	0
CB	J. Horn	34	27	7	2	0.0	0	0	0	1	9
CB	T. Hill	32	20	12	1	0.0	0	0	0	0	1
DE	A. Robinson	32	18	14	2	2.0	3	0	0	0	1
S	N. Scott	26	14	12	0	0.0	0	0	0	0	2
OLB	D. Johnson	25	9	16	1	0.5	1	0	0	0	1
DT	S. Tuttle	23	11	12	0	0.0	0	2	1	0	1
OLB	J. Clowney	19	9	10	3	1.0	2	0	0	0	0
DE	L. Ray	18	9	9	2	1.0	1	0	0	0	0
S	J. Fuller	15	8	7	0	0.0	0	0	0	0	0
CB	C. Smith-Wade	14	7	7	0	0.0	0	0	0	0	0
OLB	C. Harris	13	8	5	2	2.0	4	0	0	0	0
DT	N. Thurman	13	5	8	0	0.0	0	0	0	0	0
S	D. Richardson	11	7	4	0	0.0	0	0	0	0	0
LB	C. Chereus	11	4	7	0	0.0	1	0	0	0	0
DE	D. Williams	7	3	4	0	0.0	2	0	0	0	0
LB	C. Wooten	6	4	2	0	0.0	0	0	0	0	0
DE	J. Peevy	6	2	4	1	1.5	3	0	1	0	1
OLB	M. Haynes Sr.	5	4	1	0	0.0	0	0	0	0	0
OLB	T. Incoom	4	4	0	1	0.0	1	0	0	0	0
OLB	E. Leota	4	4	0	3	1.0	1	0	0	0	0
CB	D. Jackson	4	2	2	1	0.0	0	0	0	0	0
DE	D. Brown	3	1	2	0	0.0	0	0	0	0	0
DL	T. Smith	2	0	2	0	0.0	0	0	0	0	0
CB	C. Farley	1	1	0	0	0.0	0	0	0	0	0
S	J. Robinson	1	1	0	0	0.0	0	0	0	0	0
S	L. Johnson Jr.	1	0	1	0	0.0	0	0	0	0	0
PANTHERS TOTALS		541	315	226	23	9.0	20	4	4	3	27
OPP. TOTALS		447	273	174	29	16.0	34	3	5	11	40

Ast.=Assist, TFL=Tackle for a Loss, Int.=Interception, FR=Fumble Recovery, FF=Forced Fumble, PD=Pass Defense

2024 PANTHERS SPECIAL TEAMS				
POS.	PLAYER	TKL	AST.COMB.	
TE	F. Franks	5	3	8
LB	J. Rhattigan	3	2	5
WR	D. Moore	2	1	3
LB	C. Chereus	1	2	3
OLB	T. Incoom	2	0	2
S	J. Robinson	1	1	2
S	N. Scott	1	1	2
CB	C. Smith-Wade	1	1	2
RB	R. Blackshear	1	0	1
OLB	C. Harris	1	0	1
S	L. Johnson Jr.	1	0	1
S	D. Richardson	1	0	1
LB	T. Wallace	1	0	1
LB	J. Windmon	1	0	1
LB	C. Wooten	0	1	1
TOTALS		22	12	34

DEFENSIVE STATS BY RANK									
SACKS		INTERCEPTIONS		TACKLES FOR LOSS		PASSES DEFENSED		PRES	
PLAYER	NO.	PLAYER	NO.	PLAYER	NO.	PLAYER	NO.	PLAYER	NO.
C. Harris	2.0	J. Horn	1	J. Clowney	3	J. Horn	9	C. Harris	4
A. Robinson	2.0	M. Jackson	1	E. Leota	3	M. Jackson	6	J. Peevy	3
J. Peevy	1.5	X. Woods	1	C. Harris	2	J. Jewell	3	A. Robinson	3
J. Clowney	1.0			J. Horn	2	N. Scott	2	J. Clowney	2
E. Leota	1.0			L. Ray	2	X. Woods	2	D. Williams	2
L. Ray	1.0			A. Robinson	2	T. Hill	1	C. Chereus	1
D. Johnson	0.5			S. Thompson	2	D. Johnson	1	T. Incoom	1
				T. Hill	1	J. Peevy	1	D. Johnson	1
				T. Incoom	1	A. Robinson	1	E. Leota	1
				D. Jackson	1	S. Tuttle	1	L. Ray	1
				J. Jewell	1			S. Thompson	1
				D. Johnson	1				
				J. Peevy	1				
				X. Woods	1				

SCORING BREAKDOWN & TURNOVER SUMMARY

(AS OF OCT 29, 2024, 3:04 AM EDT)											2024 : REGULAR SEASON						
DATE	OPPONENT	W/L/T	PANTHERS							OPPONENTS						POINT DIFF	OVERALL RECORD
			1ST	2ND	3RD	4TH	OT	TOTAL	1ST	2ND	3RD	4TH	OT	TOTAL			
09/08	at New Orleans	L	0	3	7	0	--	10	17	13	7	10	--	47	-37	0-1	
09/15	L.A. Chargers	L	0	0	3	0	--	3	6	14	3	3	--	26	-23	0-2	
09/22	at Las Vegas	W	7	14	6	9	--	36	7	0	0	15	--	22	+14	1-2	
09/29	Cincinnati	L	0	14	7	3	--	24	7	14	10	3	--	34	-10	1-3	
10/06	at Chicago	L	7	0	3	0	--	10	7	20	3	6	--	36	-26	1-4	
10/13	Atlanta	L	7	10	3	0	--	20	7	15	6	10	--	38	-18	1-5	
10/20	at Washington	L	0	0	0	7	--	7	10	17	10	3	--	40	-33	1-6	
10/27	at Denver	L	7	0	0	7	--	14	0	21	7	0	--	28	-14	1-7	
2024 TOTALS		1-7	28	41	29	26	--	124	61	114	46	50	--	271	-147	1-7	
AVG/GAME			3.5	5.1	3.6	3.3	--	15.5	7.6	14.3	5.8	6.3	--	33.9	-18.4		

DATE	OPPONENT	CAR +/- RATIO	CAR TAKES	POINTS OFF TAKES	CAR GIVES	POINTS OFF GIVES	POINTS OFF TO RATIO
09/08	at New Orleans	-2	1 (1 FUM, 0 INT)	0	3 (1 FUM, 2 INT)	13	-13
09/15	L.A. Chargers	+1	2 (1 FUM, 1 INT)	0	1 (0 FUM, 1 INT)	7	-7
09/22	at Las Vegas	+1	1 (0 FUM, 1 INT)	3	0 (0 FUM, 0 INT)	0	+3
09/29	Cincinnati	0	1 (0 FUM, 1 INT)	3	1 (0 FUM, 1 INT)	7	-4
10/06	at Chicago	-3	0 (0 FUM, 0 INT)	0	3 (2 FUM, 1 INT)	16	-16
10/13	Atlanta	-1	1 (1 FUM, 0 INT)	3	2 (0 FUM, 2 INT)	7	-4
10/20	at Washington	-2	0 (0 FUM, 0 INT)	0	2 (0 FUM, 2 INT)	7	-7
10/27	at Denver	0	2 (2 FUM, 0 INT)	14	2 (0 FUM, 2 INT)	0	+14
11/03		--	--	--	--	--	--
11/10		--	--	--	--	--	--
11/24		--	--	--	--	--	--
12/01		--	--	--	--	--	--
12/08		--	--	--	--	--	--
12/15		--	--	--	--	--	--
12/22		--	--	--	--	--	--
12/29		--	--	--	--	--	--
TBD		--	--	--	--	--	--
TOTALS		-6	8 (5 FUM, 3 INT)	23	14 (3 FUM, 11 INT)	57	-34

SCORING DRIVES

PANTHERS 2024 REGULAR SEASON SCORING DRIVES

DATE	OPPONENT	ACQUIRED	DRIVE START	PLAYS	YARDS	Q-TIME	FIRST DOWNS	SCORING PLAY	CAR	OPP
09/08	at New Orleans	Kickoff	CAR 30	8	45	Q2-1:18	3	E. Pileiro: 43-yard FG	3	30
		Kickoff	CAR 25	8	75	Q3-3:32	4	B. Young: 3-yard run	10	37
09/15	L.A. Chargers	Kickoff	CAR 40	6	40	Q3-2:42	2	E. Pileiro: 38-yard FG	3	20
09/22	at Las Vegas	Kickoff	CAR 30	9	70	Q1-4:47	5	C. Hubbard: 6-yard pass from A. Dalton	7	0
		Kickoff	CAR 25	10	75	Q1-5:56	4	Q2: D. Johnson: 5-yard pass from A. Dalton	14	7
		Punt	CAR 32	4	68	Q2-0:44	2	A. Thielen: 31-yard pass from A. Dalton	21	7
		Punt	CAR 34	7	41	Q3-3:22	2	E. Pileiro: 43-yard FG	24	7
		Downs	LV 37	6	20	Q3-3:28	1	E. Pileiro: 35-yard FG	27	7
		Punt	CAR 16	11	84	Q3-4:52	6	Q4: M. Sanders: 1-yard run	33	7
		Interception	LV 36	7	28	Q4-3:47	2	E. Pileiro: 26-yard FG	36	15
09/29	Cincinnati	Kickoff	CAR 30	11	70	Q1-5:34	6	Q2: C. Hubbard: 3-yard run	7	7
		Kickoff	CAR 30	11	70	Q2-6:05	6	X. Legette: 8-yard pass from A. Dalton	14	14
		Kickoff	CAR 30	5	70	Q3-1:59	3	D. Johnson: 21-yard pass from A. Dalton	21	31
		Interception	CAR 41	8	29	Q4-3:46	2	E. Pileiro: 48-yard FG	24	31
10/06	at Chicago	Punt	CAR 49	5	51	Q1-2:45	2	C. Hubbard: 38-yard run	7	0
		Kickoff	CAR 30	10	61	Q3-4:15	3	E. Pileiro: 27-yard FG	10	30
10/13	Atlanta	Punt	CAR 33	12	67	Q1-6:33	5	D. Johnson: 10-yard pass from A. Dalton	7	0
		Fumble	ATL 41	8	36	Q2-3:21	2	E. Pileiro: 24-yard FG	10	7
		Kickoff	CAR 24	8	76	Q2-1:35	5	X. Legette: 7-yard pass from A. Dalton	17	22
		Kickoff	CAR 30	11	48	Q3-5:13	3	E. Pileiro: 40-yard FG	20	25
10/20	at Washington	Kickoff	CAR 30	9	70	Q3-4:55	4	Q4: C. Hubbard: 4-yard run	7	37
10/27	at Denver	Fumble	DEN 49	10	49	Q1-6:27	4	X. Legette: 6-yard pass from B. Young	7	0
		Fumble	CAR 2	10	98	Q4-1:55	6	J. Coker: 15-yard pass from B. Young	14	28
11/03	--	--	--	--	--	--	--	--	--	
11/10	--	--	--	--	--	--	--	--	--	
11/24	--	--	--	--	--	--	--	--	--	
12/01	--	--	--	--	--	--	--	--	--	
12/08	--	--	--	--	--	--	--	--	--	
12/15	--	--	--	--	--	--	--	--	--	
12/22	--	--	--	--	--	--	--	--	--	
12/29	--	--	--	--	--	--	--	--	--	
01/05	--	--	--	--	--	--	--	--	--	
AVG			8.4	58.3	3:51	3.6				
TOTALS			194	1,341	88:51	82				

BIG PASS PLAYS (20+ YARDS)

2024 REGULAR SEASON - BIG PASS PLAYS (20+ YARDS)											
DATE	OPPONENT	QTR	PANTHERS PLAYER	YDS.	DOWN	RESULT	QTR	OPP. PLAYER	YDS.	DOWN	RESULT
09/08	at New Orleans	3	Bryce Young -> Jonathan Mingo	35	1-10-NO 38	Touchdown	1	Derek Carr -> Rashid Shaheed	59T	3-4-NO 41	Touchdown
		4	Bryce Young -> Adam Thielen	32	2-5-CAR 45	Downs	4	Derek Carr -> Foster Moreau	22	1-10-CAR 36	Touchdown
09/15	L.A. Chargers		NONE				1	Justin Herbert -> Quentin Johnston	29T	3-10-CAR 29	Touchdown
09/22	at Las Vegas	1	Andy Dalton -> Tommy Tremble	20	1-10-LV 26	Touchdown	1	Gardner Minshew II -> Tre Tucker	54	2-10-LV 20	Touchdown
		2	Andy Dalton -> Diontae Johnson	23	3-14-CAR 32	Touchdown	2	Gardner Minshew II -> Brock Bowers	21	1-10-LV 30	Missed FG
		2	Andy Dalton -> Xavier Legette	35	2-10-LV 45	Touchdown	4	Gardner Minshew II -> Alexander Mattison	22	2-10-CAR 47	Touchdown
		2	Andy Dalton -> Diontae Johnson	35	3-8-CAR 34	Touchdown					
		2	Andy Dalton -> Adam Thielen	31T	1-10-LV 31	Touchdown					
		3	Andy Dalton -> Chuba Hubbard	20	2-8-CAR 29	Touchdown					
09/29	Cincinnati	1	Andy Dalton -> Diontae Johnson	39	3-4-CAR 36	Downs	2	Joe Burrow -> Ja'Marr Chase	63T	3-3-CIN 37	Touchdown
		3	Andy Dalton -> Diontae Johnson	21T	1-10-CIN 21	Touchdown	2	Joe Burrow -> Andrei Iosivas	29	1-10-50	Touchdown
							3	Joe Burrow -> Zack Moss	21	3-5-CIN 29	Interception
10/06	at Chicago	2	Andy Dalton -> Jalen Coker	31	2-6-CAR 34	Missed FG	1	Caleb Williams -> DJ Moore	34T	2-6-CAR 34	Touchdown
		3	Andy Dalton -> Jonathan Mingo	29	1-10-CHI 39	Field Goal	1	Caleb Williams -> DJ Moore	23	2-6-CHI 24	Touchdown
		4	Andy Dalton -> Diontae Johnson	20	1-10-CAR 37	Punt	2	Caleb Williams -> D'Andre Swift	42	1-10-CAR 44	Touchdown
		4	Bryce Young -> Miles Sanders	27	1-10-CAR 26	Downs	2	Caleb Williams -> Cole Kmet	25	3-5-CHI 43	Touchdown
							2	Caleb Williams -> DJ Moore	30T	2-8-CAR 30	Touchdown
							4	Caleb Williams -> Cole Kmet	26	2-8-CHI 22	Punt
10/13	Atlanta	2	Andy Dalton -> Ja'Tavion Sanders	21	1-10-CAR 39	Touchdown	2	Kirk Cousins -> Kyle Pitts	52	2-6-ATL 41	Touchdown
							3	Kirk Cousins -> Drake London	24	1-10-ATL 47	Field Goal
10/20	at Washington	4	Andy Dalton -> Ja'Tavion Sanders	29	3-1-WAS 46	Touchdown	2	Marcus Mariota -> Dymari Brown	23	2-10-CAR 35	Touchdown
							4	Marcus Mariota -> Terry McLaurin	25	3-7-WAS 45	Field Goal
10/27	at Denver	3	Bryce Young -> Jalen Coker	29	3-14-CAR 26	Interception	1	Bo Nix -> Courtland Sutton	23	3-7-DEN 44	Punt
		4	Bryce Young -> Jalen Coker	26	1-10-DEN 49	Interception	1	Bo Nix -> Adam Trautman	37	1-10-DEN 45	Touchdown
		4	Bryce Young -> Xavier Legette	23	2-10-CAR 40	Touchdown	2	Bo Nix -> Courtland Sutton	37	1-10-DEN 22	Touchdown
							4	Courtland Sutton -> Michael Burton	28	4-2-CAR 43	Fumble
11/24	Kansas City	--	--	--	--	--	--	--	--	--	--
12/22	Arizona	--	--	--	--	--	--	--	--	--	--
01/05	at Atlanta	--	--	--	--	--	--	--	--	--	--
11/03	New Orleans	--	--	--	--	--	--	--	--	--	--
11/10	N.Y. Giants	--	--	--	--	--	--	--	--	--	--
12/01	Tampa Bay	--	--	--	--	--	--	--	--	--	--
12/08	at Philadelphia	--	--	--	--	--	--	--	--	--	--
12/15	Dallas	--	--	--	--	--	--	--	--	--	--
12/29	at Tampa Bay	--	--	--	--	--	--	--	--	--	--
TOTALS			19 - 526 (27.7), 2 TDS					23 - 749 (32.6), 5 TDS			

BIG RUN PLAYS (10+ YARDS)

2024 REGULAR SEASON - BIG RUN PLAYS (10+ YARDS)												
DATE	OPPONENT	QTR	PANTHERS PLAYER	YDS.	DOWN	RESULT	QTR	OPP. PLAYER	YDS.	DOWN	RESULT	
09/08	at New Orleans		NONE				1	Alvin Kamara	11	1-15-CAR 45	Field Goal	
							1	Taysom Hill	12	1-10-NO 35	Touchdown	
							1	Alvin Kamara	17	2-10-CAR 22	Touchdown	
							2	Alvin Kamara	17	3-7- 50	Field Goal	
							4	Jamaal Williams	14T	1-10-CAR 14	Touchdown	
09/15	L.A. Chargers	2	Chuba Hubbard	11	1-10-CAR 32	Interception	1	J.K. Dobbins	11	3-2-LAC 41	Touchdown	
		3	Chuba Hubbard	23	1-10-LAC 48	Field Goal	2	Justin Herbert	13	1-10-CAR 20	Touchdown	
							2	J.K. Dobbins	43T	3-1-CAR 43	Touchdown	
09/22	at Las Vegas	1	Chuba Hubbard	13	3-1-CAR 30	Punt	3	Gardner Minshew II	10	3-11-LV 27	Downs	
		4	Chuba Hubbard	14	2-5-LV 35	Touchdown						
		4	Chuba Hubbard	10	1-10-LV 25	Field Goal						
09/29	Cincinnati	2	Chuba Hubbard	17	1-10-CIN 20	Touchdown	3	Chase Brown	20	2-2-CIN 47	Touchdown	
		2	Miles Sanders	14	1-10-CIN 22	Touchdown	3	Joe Burrow	10	1-10-CAR 33	Touchdown	
		3	Chuba Hubbard	38	1-10-CAR 30	Touchdown	3	Zack Moss	10	3-23-CAR 48	Field Goal	
							4	Zack Moss	13	1-10-CIN 37	Field Goal	
							4	Chase Brown	10	2-7-CAR 47	Field Goal	
10/06	at Chicago	1	Chuba Hubbard	38T	1-10-CHI 38	Touchdown	2	D'Andre Swift	18	2-8-CAR 41	Touchdown	
		3	Chuba Hubbard	14	1-10-CAR 23	Punt	3	Caleb Williams	11	3-14-CHI 26	Punt	
							3	Caleb Williams	10	3-8-CAR 12	Field Goal	
10/13	Atlanta	2	Chuba Hubbard	15	1-10-ATL 41	Field Goal	3	Bijan Robinson	17	1-10-ATL 42	Field Goal	
		2	Andy Dalton	18	1-10-ATL 29	Touchdown	4	Tyler Allgeier	18	1-10-ATL 16	Touchdown	
		3	Chuba Hubbard	19	1-10-CAR 30	Field Goal	4	Bijan Robinson	15	1-10-CAR 49	Touchdown	
		4	Chuba Hubbard	12	1-10-CAR 29	Interception	4	Tyler Allgeier	20	1-10-CAR 22	Touchdown	
10/20	at Washington	1	Miles Sanders	26	1-10-CAR 25	Interception	1	Jayden Daniels	46	1-10-WAS 10	Field Goal	
							1	Brian Robinson Jr.	11	1-10-CAR 32	Field Goal	
							3	Marcus Mariota	11	2-9-WAS 42	Touchdown	
							4	Jeremy McNichols	10	2-3-WAS 31	End Game	
10/27	at Denver	3	Chuba Hubbard	15	1-10-CAR 10	Punt	2	Jaleel McLaughlin	10	3-8-CAR 30	Touchdown	
11/24	Kansas City	--	--	--	--	--	--	--	--	--		
12/22	Arizona	--	--	--	--	--	--	--	--	--		
01/05	at Atlanta	--	--	--	--	--	--	--	--	--		
11/03	New Orleans	--	--	--	--	--	--	--	--	--		
11/10	N.Y. Giants	--	--	--	--	--	--	--	--	--		
12/01	Tampa Bay	--	--	--	--	--	--	--	--	--		
12/08	at Philadelphia	--	--	--	--	--	--	--	--	--		
12/15	Dallas	--	--	--	--	--	--	--	--	--		
12/29	at Tampa Bay	--	--	--	--	--	--	--	--	--		
TOTALS				16	- 29T (18.6), 1 TDS				28	- 43T (15.6), 2 TDS		

GAME SUMMARIES



WEEK 1

Carolina Panthers 10, New Orleans Saints 47
70,007 🦅 Caesars Superdome 🦅 Sep 8, 2024



Carolina Panthers	0	3	7	0	—	10
New Orleans Saints	17	13	7	10	—	47

SCORING DRIVES

TEAM	QTR	TIME	SCORING PLAY	CAR	NO
Saints	1	12:08	R.Shaheed 59 yd. pass from D.Carr (B.Grupe kick) (5-76, 2:52)	0	7
Saints	1	10:04	B.Grupe 57 yd. Field Goal (4-1, 1:50)	0	10
Saints	1	01:23	F.Moreau 3 yd. pass from D.Carr (B.Grupe kick) (11-79, 5:38)	0	17
Saints	2	07:03	B.Grupe 44 yd. Field Goal (9-48, 5:07)	0	20
Saints	2	02:08	B.Grupe 52 yd. Field Goal (7-9, 3:57)	0	23
Saints	2	01:18	J.Johnson 16 yd. pass from D.Carr (B.Grupe kick) (1-16, 0:06)	0	30
Panthers	2	00:00	E.Pineiro 43 yd. Field Goal (8-45, 1:18)	3	30
Saints	3	08:27	A.Kamara 1 yd. run (B.Grupe kick) (9-57, 5:26)	3	37
Panthers	3	04:55	B.Young 3 yd. run (E.Pineiro kick) (8-75, 3:32)	10	37
Saints	4	13:08	B.Grupe 39 yd. Field Goal (12-43, 6:47)	10	40
Saints	4	10:38	Ja.Williams 14 yd. run (B.Grupe kick) (2-36, 0:43)	10	47

NEW ORLEANS SAINTS

OFFENSE		DEFENSE	
WR	12 C. Olave	DT	90 B. Bresse
WR	22 R. Shaheed	DT	93 N. Shephard
TE	87 F. Moreau	CB	29 P. Adebayo
C	78 E. McCoy	CB	23 M. Lattimore
C	51 C. Ruiz		
QB	4 D. Carr		
QB	7 T. Hill		
RB	41 A. Kamara		

CAROLINA PANTHERS

OFFENSE		DEFENSE	
LT	79 I. Ekwonu	DE	95 D. Brown
LG	68 D. Lewis	DT	99 S. Tuttle
C	63 A. Corbett	DE	94 A. Robinson
RG	50 R. Hunt	OLB	7 J. Clowney
RT	72 T. Moton	LB	54 S. Thompson
TE	81 J. Matthews	LB	47 J. Jewell
TE	0 J. Sanders	CB	8 J. Horn
WR	19 A. Thielen	CB	2 M. Jackson
WR	5 D. Johnson	CB	13 T. Hill
QB	9 B. Young	S	25 X. Woods
RB	30 C. Hubbard	S	20 J. Fuller

CAROLINA PANTHERS

PASSING	ATT	CP	YDS	SK/YD	TD	LG	INT	RTG
Bryce Young	30	13	161	4/26	0	35	2	32.8
Andy Dalton	1	0	0	0/0	0	0	0	39.6
TOTAL	31	13	161	4/26	0	35	2	31.8

RUSHING	ATT	YDS	AVG	LG	TD
Miles Sanders	5	22	4.4	8	0
Chuba Hubbard	6	14	2.3	7	0
Bryce Young	4	12	3.0	4	1
Mike Boone	4	7	1.8	5	0
Jonathan Mingo	1	3	3.0	3	0
TOTAL	20	58	2.9	8	1

RECEIVING	NO	YDS	AVG	LG	TD
Xavier Legette	4	35	8.8	18	0
Adam Thielen	3	49	16.3	32	0
Jonathan Mingo	2	40	20.0	35	0
Diontae Johnson	2	19	9.5	11	0
David Moore	1	14	14.0	14	0
Ja'Tavion Sanders	1	4	4.0	4	0
TOTAL	13	161	12.4	35	0

TOP DEFENSE	TOT	SOLO	AST	SCK	YDS	INT
Shaq Thompson	10	4	6	0.0	0.0	0
A'Shawn Robinson	9	5	4	0.0	0.0	0
Xavier Woods	8	5	3	0.0	0.0	0

FIELD GOALS	FGM/FGA	PERCENT	RESULTS
Eddy Pineiro	1-1	100.0	43G
TOTAL	1-1	100.0	

NEW ORLEANS SAINTS

PASSING	ATT	CP	YDS	SK/YD	TD	LG	INT	RTG
Derek Carr	23	19	200	1/1	3	59T	0	142.5
Jake Haener	1	0	0	0/0	0	0	0	39.6
TOTAL	24	19	200	1/1	3	59T	0	141.0

RUSHING	ATT	YDS	AVG	LG	TD
Alvin Kamara	15	83	5.5	17	1
Jamaal Williams	11	38	3.5	14T	1
Taysom Hill	5	35	7.0	12	0
Derek Carr	2	13	6.5	8	0
Jordan Mims	4	11	2.8	5	0
TOTAL	37	180	4.9	17	2

RECEIVING	NO	YDS	AVG	LG	TD
Alvin Kamara	5	27	5.4	18	0
Foster Moreau	4	43	10.8	22	1
Rashid Shaheed	3	73	24.3	59T	1
Jwan Johnson	2	26	13.0	16T	1
Chris Olave	2	11	5.5	17	0
Jamaal Williams	1	13	13.0	13	0
Mason Tipton	1	6	6.0	6	0
Taysom Hill	1	1	1.0	1	0
TOTAL	19	200	10.5	59T	3

TOP DEFENSE	TOT	SOLO	AST	SCK	YDS	INT
Alontae Taylor	6	5	1	3.0	26.0	0
Paulson Adebayo	5	4	1	0.0	0.0	0
Tyrann Mathieu	4	4	0	0.0	0.0	0

FIELD GOALS	FGM/FGA	PERCENT	RESULTS
Blake Grupe	4-4	100.0	57G, 44G, 52G, 39G
TOTAL	4-4	100.0	

Team Statistics

	Panthers	Saints
First Downs	11	22
3rd-Down Eff. (Made/Att/Pct)	1/10/10%	7/13/54%
4th-Down Eff. (Made/Att/Pct)	1/3/33%	0/0/0%
Total Net Yards	193	379
Total Plays	55	62
Yards Per Play	3.5	6.1
Rushes/Net Yards	20/58	37/180
Net Passing	135	199
Pass Attempts/Completions	31/13	24/19
Had Intercepted	2	0
Sacked/Yards Lost	4/26	1/1
Punts/Average	5/38.2	2/36.5
Penalties/Yards	6/80	10/95
Fumbles/Lost	1/1	1/1
Possession Time	23:21	36:39

GAME SUMMARIES



26

WEEK 2

Los Angeles Chargers 26, Carolina Panthers 3
70,145 🦋 Bank of America Stadium 🦋 Sep 15, 2024



3

Los Angeles Chargers	6	14	3	3	—	26
Carolina Panthers	0	0	3	0	—	3

SCORING DRIVES

TEAM	QTR	TIME	SCORING PLAY	LAC	CAR
Chargers	1	09:20	Q.Johnston 29 yd. pass from J.Herbert (kick failed, wl) (9-67, 5:40)	6	0
Chargers	2	04:16	Q.Johnston 5 yd. pass from J.Herbert (C.Dicker kick) (11-65, 6:01)	13	0
Chargers	2	02:01	J.Dobbins 43 yd. run (C.Dicker kick) (3-52, 1:26)	20	0
Panthers	3	12:18	E.Pineiro 38 yd. Field Goal (6-40, 2:42)	20	3
Chargers	3	09:03	C.Dicker 46 yd. Field Goal (6-37, 3:15)	23	3
Chargers	4	11:02	C.Dicker 42 yd. Field Goal (10-52, 4:00)	26	3

LOS ANGELES CHARGERS

OFFENSE		DEFENSE	
WR 12	D. Davis	DL 95	P. Ford
WR 1	Q. Johnston	DL 93	O. Ogbornnia
TE 81	W. Dissly	OLB 97	J. Bosa
TE 88	H. Hurst	OLB 52	K. Mack
C 75	B. Bozeman	LB 0	D. Henley
QB 10	J. Herbert	LB 6	D. Perryman
RB 27	J. Dobbins	CB 7	K. Fulton
		CB 22	E. Molden
		CB 26	A. Samuel Jr.
		DB 36	J. Taylor
		S 3	D. James Jr.

CAROLINA PANTHERS

OFFENSE		DEFENSE	
LT 79	I. Ekwonu	DE 91	N. Thurman
LG 68	D. Lewis	DT 99	S. Tuttle
C 63	A. Corbett	DE 94	A. Robinson
RG 50	R. Hunt	OLB 7	J. Clowney
RT 72	T. Moton	LB 54	S. Thompson
TE 82	T. Tremble	LB 47	J. Jewell
WR 19	A. Thielen	OLB 46	E. Leota
WR 5	D. Johnson	CB 8	J. Horn
WR 15	J. Mingo	CB 2	M. Jackson
QB 9	B. Young	S 25	X. Woods
RB 30	C. Hubbard	S 20	J. Fuller

LOS ANGELES CHARGERS

PASSING	ATT	CP	YDS	SK/YD	TD	LG	INT	RTG
Justin Herbert	20	14	130	1/0	2	29T	1	100.0
TOTAL	20	14	130	1/0	2	29T	1	100.0

RUSHING	ATT	YDS	AVG	LG	TD
J.K. Dobbins	17	131	7.7	43T	1
Gus Edwards	18	59	3.3	6	0
Justin Herbert	6	18	3.0	13	0
Hassan Haskins	3	11	3.7	5	0
TOTAL	44	219	5.0	43T	1

RECEIVING	NO	YDS	AVG	LG	TD
Quentin Johnston	5	51	10.2	29T	2
Will Dissly	3	29	9.7	15	0
Ladd McConkey	2	26	13.0	15	0
Joshua Palmer	2	19	9.5	11	0
Hayden Hurst	1	5	5.0	5	0
J.K. Dobbins	1	0	0.0	0	0
TOTAL	14	130	9.3	29T	2

TOP DEFENSE	TOT	SOLO	AST	SCK	YDS	INT
Daiyan Henley	8	5	3	0.0	0.0	0
Denzel Perryman	8	5	3	1.0	7.0	0
Denwin James Jr.	6	4	2	0.0	0.0	0

FIELD GOALS	FGM/FGA	PERCENT	RESULTS
Cameron Dicker	2-2	100.0	46G, 42G
TOTAL	2-2	100.0	

CAROLINA PANTHERS

PASSING	ATT	CP	YDS	SK/YD	TD	LG	INT	RTG
Bryce Young	26	18	84	2/15	0	12	1	57.2
TOTAL	26	18	84	2/15	0	12	1	57.2

RUSHING	ATT	YDS	AVG	LG	TD
Chuba Hubbard	10	64	6.4	23	0
Miles Sanders	7	20	2.9	6	0
Bryce Young	1	6	6.0	6	0
TOTAL	18	90	5.0	23	0

RECEIVING	NO	YDS	AVG	LG	TD
Chuba Hubbard	4	12	3.0	5	0
Tommy Tremble	3	23	7.7	12	0
Diontae Johnson	3	15	5.0	7	0
Miles Sanders	3	5	1.7	5	0
Adam Thielen	2	20	10.0	10	0
Ja'Tavian Sanders	2	8	4.0	6	0
Jonathan Mingo	1	1	1.0	1	0
TOTAL	18	84	4.7	12	0

TOP DEFENSE	TOT	SOLO	AST	SCK	YDS	INT
Shaq Thompson	14	8	6	0.0	0.0	0
Josey Jewell	11	8	3	0.0	0.0	0
A'Shawn Robinson	6	6	0	0.0	0.0	0

FIELD GOALS	FGM/FGA	PERCENT	RESULTS
Eddy Piñeiro	1-1	100.0	38G
TOTAL	1-1	100.0	

Team Statistics

First Downs	21	7
3rd-Down Eff. (Made/Att/Pct)	9/16/56%	1/12/8%
4th-Down Eff. (Made/Att/Pct)	0/0/0%	1/3/33%
Total Net Yards	349	159
Total Plays	65	46
Yards Per Play	5.4	3.5
Rushes/Net Yards	44/219	18/90
Net Passing	130	69
Pass Attempts/Completions	20/14	26/18
Had Intercepted	1	1
Sacked/Yards Lost	1/0	2/15
Punts/Average	3/43.0	7/44.4
Penalties/Yards	3/15	9/90
Fumbles/Lost	1/1	0/0
Possession Time	36:18	23:42

Chargers Panthers

GAME SUMMARIES



36

WEEK 3

Carolina Panthers 36, Las Vegas Raiders 22
62,417 Allegiant Stadium Sep 22, 2024



22

Carolina Panthers	7	14	6	9	—	36
Las Vegas Raiders	7	0	0	15	—	22

SCORING DRIVES

TEAM	QTR	TIME	SCORING PLAY	CAR	LV
Panthers	1	10:13	C.Hubbard 6 yd. pass from A.Dalton (E.Pineiro kick) (9-70, 4:47)	7	0
Raiders	1	00:24	A.Mattison 2 yd. run (D.Carlson kick) (10-97, 5:24)	7	7
Panthers	2	09:28	Di.Johnson 5 yd. pass from A.Dalton (E.Pineiro kick) (10-75, 5:56)	14	7
Panthers	2	00:28	A.Thielen 31 yd. pass from A.Dalton (E.Pineiro kick) (4-68, 0:44)	21	7
Panthers	3	09:59	E.Pineiro 43 yd. Field Goal (7-41, 3:22)	24	7
Panthers	3	04:46	E.Pineiro 35 yd. Field Goal (6-20, 3:28)	27	7
Panthers	4	13:33	M.Sanders 1 yd. run (pass failed) (11-84, 4:52)	33	7
Raiders	4	10:56	J.Meyers 13 yd. pass from G.Minshew (G.Minshew-J.Meyers pass) (7-70, 2:37)	33	15
Panthers	4	04:47	E.Pineiro 26 yd. Field Goal (7-28, 3:47)	36	15
Raiders	4	00:56	T.Tucker 8 yd. pass from A.O'Connell (D.Carlson kick) (13-70, 3:51)	36	22

LAS VEGAS RAIDERS

OFFENSE		DEFENSE	
WR 16	J. Meyers	DE 98	M. Crosby
LT 74	K. Miller	DT ##	C. Wilkins
LG 65	C. Whitehair	DT 95	J. Jenkins
C 68	A. James	DE 97	J. Robinson
RG 66	D. Parham	LB 59	L. Masterson
RT 77	D. Munford Jr.	LB 41	R. Spillane
TE 89	B. Bowers	CB 18	J. Jones
TE 87	M. Mayer	CB 39	N. Hobbs
WR 17	D. Adams	CB 0	J. Bennett
QB 15	G. Minshew II	S 7	T. Moehrig
RB 3	Z. White	S 1	M. Epps

CAROLINA PANTHERS		DEFENSE	
LT 79	I. Ekwonu	DE 93	L. Ray
LG 68	D. Lewis	DT 91	N. Thurman
C 63	A. Corbett	DE 94	A. Robinson
RG 50	R. Hunt	OLB 7	J. Clowney
RT 72	T. Moton	LB 54	S. Thompson
TE 82	T. Tremble	LB 47	J. Jewell
WR 19	A. Thielen	OLB 40	C. Harris
WR 5	D. Johnson	CB 8	J. Horn
WR 15	J. Mingo	CB 2	M. Jackson
QB 14	A. Dalton	S 25	X. Woods
RB 30	C. Hubbard	S 20	J. Fuller

CAROLINA PANTHERS

PASSING	ATT	CP	YDS	SK/YD	TD	LG	INT	RTG
Andy Dalton	37	26	319	2/13	3	35	0	123.6
TOTAL	37	26	319	2/13	3	35	0	123.6

RUSHING	ATT	YDS	AVG	LG	TD
Chuba Hubbard	21	114	5.4	14	0
Miles Sanders	7	17	2.4	6	1
Jonathan Mingo	1	2	2.0	2	0
Andy Dalton	2	-2	-1.0	-1	0
TOTAL	31	131	4.2	14	1

RECEIVING	NO	YDS	AVG	LG	TD
Diontae Johnson	8	122	15.3	35	1
Chuba Hubbard	5	55	11.0	20	1
Adam Thielen	3	40	13.3	31t	1
Tommy Tremble	3	29	9.7	20	0
Jonathan Mingo	3	18	6.0	15	0
Xavier Legette	2	42	21.0	35	0
Miles Sanders	2	13	6.5	11	0
TOTAL	26	319	12.3	35	3

TOP DEFENSE	TOT	SOLO	AST	SCK	YDS	INT
Mike Jackson	9	9	0	0.0	0.0	1
Shaq Thompson	6	4	2	0.0	0.0	0
Nick Scott	5	4	1	0.0	0.0	0

FIELD GOALS	FGM/FGA	PERCENT	RESULTS
Eddy Piñeiro	3-3	100.0	43G, 35G, 26G
TOTAL	3-3	100.0	

LAS VEGAS RAIDERS

PASSING	ATT	CP	YDS	SK/YD	TD	LG	INT	RTG
Gardner Minshew II	28	18	214	2/8	1	54	1	84.5
Aidan O'Connell	12	9	82	1/12	1	16	0	120.8
TOTAL	40	27	296	3/20	2	54	1	95.4

RUSHING	ATT	YDS	AVG	LG	TD
Zamir White	10	34	3.4	9	0
Gardner Minshew II	3	14	4.7	10	0
Alexander Mattison	3	7	2.3	3	1
TOTAL	16	55	3.4	10	1

RECEIVING	NO	YDS	AVG	LG	TD
Tre Tucker	7	96	13.7	54	1
Jakobi Meyers	7	62	8.9	16	1
Davante Adams	4	40	10.0	15	0
Brock Bowers	3	41	13.7	21	0
Alexander Mattison	3	37	12.3	22	0
Ameer Abdullah	2	13	6.5	9	0
Michael Mayer	1	7	7.0	7	0
TOTAL	27	296	11.0	54	2

TOP DEFENSE	TOT	SOLO	AST	SCK	YDS	INT
Robert Spillane	11	7	4	1.0	6.0	0
Marcus Epps	10	10	0	0.0	0.0	0
Jack Jones	7	6	1	0.0	0.0	0

FIELD GOALS	FGM/FGA	PERCENT	RESULTS
Daniel Carlson	0-1	0.0	57WL
TOTAL	0-1	0.0	

Team Statistics

	Panthers	Raiders
First Downs	24	20
3rd-Down Eff. (Made/Att/Pct)	5/12/42%	3/11/27%
4th-Down Eff. (Made/Att/Pct)	0/0/0%	1/3/33%
Total Net Yards	437	331
Total Plays	70	59
Yards Per Play	6.2	5.6
Rushes/Net Yards	31/131	16/55
Net Passing	306	276
Pass Attempts/Completions	37/26	40/27
Had Intercepted	0	1
Sacked/Yards Lost	2/13	3/20
Punts/Average	4/44.3	5/52.2
Penalties/Yards	7/51	6/54
Fumbles/Lost	0/0	0/0
Possession Time	36:02	23:58

GAME SUMMARIES



34

WEEK 4

Cincinnati Bengals 34, Carolina Panthers 24
72,258 Bank of America Stadium Sep 29, 2024



24

Cincinnati Bengals	7	14	10	3	—	34
Carolina Panthers	0	14	7	3	—	24

SCORING DRIVES

TEAM	QTR	TIME	SCORING PLAY	CIN	CAR
Bengals	1	00:05	C.Brown 3 yd. run (E.McPherson kick) (5-16, 2:04)	7	0
Panthers	2	09:31	C.Hubbard 3 yd. run (E.Pineiro kick) (11-70, 5:34)	7	7
Bengals	2	07:14	J.Chase 63 yd. pass from J.Burrow (E.McPherson kick) (4-81, 2:17)	14	7
Panthers	2	01:09	X.Legette 8 yd. pass from A.Dalton (E.Pineiro kick) (11-70, 6:05)	14	14
Bengals	2	00:01	Z.Moss 1 yd. pass from J.Burrow (E.McPherson kick) (8-66, 1:08)	21	14
Bengals	3	10:38	C.Brown 1 yd. run (E.McPherson kick) (8-71, 4:22)	28	14
Bengals	3	02:52	E.McPherson 56 yd. Field Goal (5--3, 2:26)	31	14
Panthers	3	00:53	D.Johnson 21 yd. pass from A.Dalton (E.Pineiro kick) (5-70, 1:59)	31	21
Panthers	4	07:42	E.Pineiro 48 yd. Field Goal (8-29, 3:46)	31	24
Bengals	4	01:14	E.McPherson 46 yd. Field Goal (9-35, 3:09)	34	24

CINCINNATI BENGALS

OFFENSE		DEFENSE	
WR	1 J. Chase	DT	95 Z. Carter
C	64 T. Karras	DT	97 J. Tufele
TE	83 E. All Jr.	DT	74 L. Guy
TE	89 D. Sample	LB	57 G. Pratt
QB	9 J. Burrow	LB	55 L. Wilson
HB	31 Z. Moss	CB	23 D. Hill
		CB	29 C. Taylor-Britt
		S	22 G. Stone
		S	24 V. Bell

CAROLINA PANTHERS

OFFENSE		DEFENSE	
LT	79 I. Ekowun	DE	93 I. Ray
LG	62 C. Zavala	DT	91 N. Thurman
C	63 A. Corbett	DE	94 A. Robinson
RG	50 R. Hunt	OLB	7 J. Clowney
RT	72 T. Moton	LB	54 S. Thompson
TE	82 T. Tremble	LB	47 J. Jewell
TE	0 J. Sanders	OLB	40 C. Harris
WR	17 X. Legette	CB	8 J. Horn
WR	5 D. Johnson	CB	2 M. Jackson
QB	14 A. Dalton	S	25 X. Woods
RB	30 C. Hubbard	S	21 N. Scott

CINCINNATI BENGALS

CAROLINA PANTHERS

PASSING	ATT	CP	YDS	SK/YD	TD	LG	INT	RTG
Joe Burrow	31	22	232	0/0	2	63t	1	100.5
TOTAL	31	22	232	0/0	2	63T	1	100.5

PASSING	ATT	CP	YDS	SK/YD	TD	LG	INT	RTG
Andy Dalton	40	25	220	0/0	2	39	1	83.3
Johnny Hekker	1	0	0	0/0	0	0	0	39.6
TOTAL	41	25	220	0/0	2	39	1	81.4

RUSHING	ATT	YDS	AVG	LG	TD
Chase Brown	15	80	5.3	20	2
Zack Moss	15	51	3.4	13	0
Joe Burrow	1	10	10.0	10	0
TOTAL	31	141	4.5	20	2

RUSHING	ATT	YDS	AVG	LG	TD
Chuba Hubbard	18	104	5.8	38	1
Miles Sanders	6	32	5.3	14	0
Xavier Legette	2	10	5.0	8	0
Andy Dalton	3	9	3.0	6	0
TOTAL	29	155	5.3	38	1

RECEIVING	NO	YDS	AVG	LG	TD
Tee Higgins	6	60	10.0	12	0
Erick All Jr.	4	28	7.0	11	0
Zack Moss	4	27	6.8	21	1
Ja'Marr Chase	3	85	28.3	63t	1
Chase Brown	2	12	6.0	8	0
Andrei Iosivas	1	29	29.0	29	0
Drew Sample	1	0	0.0	0	0
Mike Gesicki	1	-9	-9.0	-9	0
TOTAL	22	232	10.5	63T	2

RECEIVING	NO	YDS	AVG	LG	TD
Diontae Johnson	7	83	11.9	39	1
Xavier Legette	6	66	11.0	17	1
Chuba Hubbard	4	17	4.3	6	0
Jonathan Mingo	3	24	8.0	11	0
Miles Sanders	3	14	4.7	12	0
Ja'Tavion Sanders	2	16	8.0	11	0
TOTAL	25	220	8.8	39	2

TOP DEFENSE	TOT	SOLO	AST	SCK	YDS	INT
Logan Wilson	10	5	5	0.0	0.0	0
Germaine Pratt	9	6	3	0.0	0.0	0
DJ Turner II	6	6	0	0.0	0.0	0

TOP DEFENSE	TOT	SOLO	AST	SCK	YDS	INT
Xavier Woods	10	7	3	0.0	0.0	1
Jaycee Horn	8	7	1	0.0	0.0	0
Josey Jewell	7	3	4	0.0	0.0	0

FIELD GOALS	FGM/FGA	PERCENT	RESULTS
Evan McPherson	2-2	100.0	56G, 46G
TOTAL	2-2	100.0	

FIELD GOALS	FGM/FGA	PERCENT	RESULTS
Eddy Piñeiro	1-1	100.0	48G
TOTAL	1-1	100.0	

Team Statistics

Bengals Panthers

First Downs	24	24
3rd-Down Eff. (Made/Att/Pct)	7/13/54%	7/14/50%
4th-Down Eff. (Made/Att/Pct)	0/0/0%	1/3/33%
Total Net Yards	373	375
Total Plays	62	70
Yards Per Play	6.0	5.4
Rushes/Net Yards	31/141	29/155
Net Passing	232	220
Pass Attempts/Completions	31/22	41/25
Had Intercepted	1	1
Sacked/Yards Lost	0/0	0/0
Punts/Average	3/56.7	2/51.0
Penalties/Yards	5/39	6/37
Fumbles/Lost	0/0	0/0
Possession Time	28:58	31:02

GAME SUMMARIES



10

WEEK 5

Carolina Panthers 10, Chicago Bears 36
59,307 Soldier Field Oct 6, 2024



36

Carolina Panthers	7	0	3	0	—	10
Chicago Bears	7	20	3	6	—	36

SCORING DRIVES

TEAM	QTR	TIME	SCORING PLAY	CAR	CHI
Panthers	1	08:54	C.Hubbard 38 yd. run (E.Pineiro kick) (5-51, 2:45)	7	0
Bears	1	05:44	D.Moore 34 yd. pass from C.Williams (C.Santos kick) (7-70, 3:10)	7	7
Bears	2	10:44	R.Johnson 1 yd. run (C.Santos kick) (13-80, 6:27)	7	14
Bears	2	02:14	D.Swift 1 yd. run (C.Santos kick) (3-44, 0:35)	7	21
Bears	2	00:24	D.Moore 30 yd. pass from C.Williams (kick failed, wr) (5-62, 0:31)	7	27
Bears	3	06:25	C.Santos 33 yd. Field Goal (11-51, 4:37)	7	30
Panthers	3	02:10	E.Pineiro 27 yd. Field Goal (10-61, 4:15)	10	30
Bears	4	04:23	R.Johnson 1 yd. run (pass failed) (5-18, 3:07)	10	36

CHICAGO BEARS

OFFENSE		DEFENSE	
WR	2 D. Moore	DL	98 M. Sweat
WR	13 K. Allen	DL	99 G. Dexter Sr.
WR	15 R. Odunze	DL	97 A. Billings
LT	70 B. Jones	DE	95 D. Walker
LG	76 T. Jenkins	LB	53 T. Edwards
C	65 C. Shelton	LB	49 T. Edmunds
RG	79 M. Pryor	DB	6 K. Gordon
RT	58 D. Wright	CB	1 J. Johnson
TE	85 C. Kmet	CB	29 T. Stevenson
QB	18 C. Williams	S	31 K. Byard III
RB	4 D. Swift	S	9 J. Brisker

CAROLINA PANTHERS

OFFENSE		DEFENSE	
LT	79 I. Ekwonu	DE	93 L. Ray
LG	68 D. Lewis	DT	99 S. Tuttle
C	63 A. Corbett	DE	94 A. Robinson
RG	50 R. Hunt	OLB	7 J. Clowney
RT	72 T. Moton	LB	56 T. Wallace
TE	82 T. Tremble	OLB	40 C. Harris
WR	17 X. Legette	CB	8 J. Horn
WR	5 D. Johnson	CB	2 M. Jackson
WR	15 J. Mingo	CB	26 C. Smith-Wade
QB	14 A. Dalton	S	25 X. Woods
RB	30 C. Hubbard	S	21 N. Scott

CAROLINA PANTHERS

PASSING	ATT	CP	YDS	SK/YD	TD	LG	INT	RTG
Andy Dalton	28	18	136	3/20	0	31	1	61.0
Bryce Young	7	4	58	1/2	0	27	0	84.2
TOTAL	35	22	194	4/22	0	31	1	65.7

RUSHING	ATT	YDS	AVG	LG	TD
Chuba Hubbard	13	97	7.5	38T	1
Bryce Young	1	8	8.0	8	0
Diontae Johnson	2	6	3.0	4	0
Miles Sanders	2	6	3.0	4	0
Andy Dalton	1	3	3.0	3	0
TOTAL	19	120	6.3	38T	1

RECEIVING	NO	YDS	AVG	LG	TD
Jalen Coker	4	68	17.0	31	0
Chuba Hubbard	4	-2	-0.5	1	0
Diontae Johnson	3	23	7.7	20	0
J Tavion Sanders	3	13	4.3	10	0
Jonathan Mingo	2	37	18.5	29	0
Miles Sanders	2	27	13.5	27	0
David Moore	2	13	6.5	7	0
Xavier Legette	1	8	8.0	8	0
Tommy Tremble	1	7	7.0	7	0
TOTAL	22	194	8.8	31	0

TOP DEFENSE	TOT	SOLO	AST	SCK	YDS	INT
Trevin Wallace	15	10	5	0.0	0.0	0
Xavier Woods	7	5	2	0.0	0.0	0
Jaycee Horn	6	6	0	0.0	0.0	0

FIELD GOALS	FGM/FGA	PERCENT	RESULTS
Eddy Piñeiro	1-2	50.0	45WL, 27G
TOTAL	1-2	50.0	

CHICAGO BEARS

PASSING	ATT	CP	YDS	SK/YD	TD	LG	INT	RTG
Caleb Williams	29	20	304	1/8	2	42	0	126.2
TOTAL	29	20	304	1/8	2	42	0	126.2

RUSHING	ATT	YDS	AVG	LG	TD
D'Andre Swift	21	73	3.5	18	1
Caleb Williams	5	34	6.8	11	0
Roschon Johnson	10	25	2.5	8	2
Tyson Bagent	3	-4	-1.3	-1	0
TOTAL	39	128	3.3	18	3

RECEIVING	NO	YDS	AVG	LG	TD
DJ Moore	5	105	21.0	34T	2
Rome Odunze	5	40	8.0	11	0
Cole Kmet	3	57	19.0	26	0
Keenan Allen	3	33	11.0	19	0
D'Andre Swift	2	47	23.5	42	0
Gerald Everett	2	22	11.0	17	0
TOTAL	20	304	15.2	42	2

TOP DEFENSE	TOT	SOLO	AST	SCK	YDS	INT
Kevin Byard III	6	5	1	0.0	0.0	1
Tremaine Edmunds	6	4	2	0.0	0.0	0
T.J. Edwards	6	4	2	0.0	0.0	0

FIELD GOALS	FGM/FGA	PERCENT	RESULTS
Cairo Santos	1-1	100.0	33G
TOTAL	1-1	100.0	

Team Statistics

	Panthers	Bears
First Downs	14	24
3rd-Down Eff. (Made/Att/Pct)	3/12/25%	4/11/36%
4th-Down Eff. (Made/Att/Pct)	1/3/33%	0/1/0%
Total Net Yards	292	424
Total Plays	58	69
Yards Per Play	5.0	6.1
Rushes/Net Yards	19/120	39/128
Net Passing	172	296
Pass Attempts/Completions	35/22	29/20
Had Intercepted	1	0
Sacked/Yards Lost	4/22	1/8
Punts/Average	4/51.5	4/44.5
Penalties/Yards	4/18	5/46
Fumbles/Lost	4/2	0/0
Possession Time	26:12	33:48

GAME SUMMARIES



38

WEEK 6

Atlanta Falcons 38, Carolina Panthers 20

70,884 Bank of America Stadium Oct 13, 2024



20

Atlanta Falcons	7	15	6	10	—	38
Carolina Panthers	7	10	3	0	—	20

SCORING DRIVES

TEAM	QTR	TIME	SCORING PLAY	ATL	CAR
Panthers	1	05:56	Di.Johnson 10 yd. pass from A.Dalton (E.Pineiro kick) (12-67, 6:33)	0	7
Falcons	1	00:38	B.Robinson 5 yd. run (Y.Koo kick) (12-70, 5:18)	7	7
Panthers	2	08:48	E.Pineiro 24 yd. Field Goal (8-36, 3:21)	7	10
Falcons	2	06:03	B.Robinson 7 yd. run (T.Allgeier run) (5-27, 2:45)	15	10
Falcons	2	01:42	D.London 3 yd. pass from K.Cousins (Y.Koo kick) (5-27, 1:17)	22	10
Panthers	2	00:07	X.Legette 7 yd. pass from A.Dalton (E.Pineiro kick) (8-76, 1:35)	22	17
Falcons	3	10:04	Y.Koo 21 yd. Field Goal (11-67, 4:56)	25	17
Panthers	3	04:51	E.Pineiro 40 yd. Field Goal (11-48, 5:13)	25	20
Falcons	3	00:07	Y.Koo 31 yd. Field Goal (10-57, 4:44)	28	20
Falcons	4	05:38	T.Allgeier 2 yd. run (Y.Koo kick) (9-84, 5:09)	35	20
Falcons	4	02:11	Y.Koo 35 yd. Field Goal (6-19, 1:58)	38	20

ATLANTA FALCONS

PASSING	ATT	CP	YDS	SK/YD	TD	LG	INT	RTG
Kirk Cousins	30	19	225	0/0	1	52	0	97.2
TOTAL	30	19	225	0/0	1	52	0	97.2

RUSHING	ATT	YDS	AVG	LG	TD
Tyler Allgeier	18	105	5.8	20	1
Bijan Robinson	15	95	6.3	17	2
Ray-Ray McCloud III	1	3	3.0	3	0
Kirk Cousins	4	-5	-1.3	-1	0
TOTAL	38	198	5.2	20	3

RECEIVING	NO	YDS	AVG	LG	TD
Drake London	6	74	12.3	24	1
Kyle Pitts	3	70	23.3	52	0
Darnell Moore	3	38	12.7	19	0
Ray-Ray McCloud III	3	30	10.0	12	0
Bijan Robinson	3	10	3.3	5	0
Tyler Allgeier	1	3	3.0	3	0
TOTAL	19	225	11.8	52	1

TOP DEFENSE	TOT	SOLO	AST	SCK	YDS	INT
Nate Landman	8	4	4	0.0	0.0	0
Mike Hughes	7	6	1	0.0	0.0	0
Jessie Bates III	6	4	2	0.0	0.0	0

FIELD GOALS	FGM/FGA	PERCENT	RESULTS
Younghoe Koo	3-3	100.0	21G, 31G, 35G
TOTAL	3-3	100.0	

ATLANTA FALCONS

OFFENSE	DEFENSE
WR 34 R. McCloud III	OLB 15 M. Judon
WR 1 D. Mooney	DL 97 G. Jarrett
WR 5 D. London	DL 90 D. Onyemata
TE 8 K. Pitts	DL 50 J. Smith-Williams
QB 18 K. Cousins	ILB 55 K. Ellis
RB 7 B. Robinson	ILB 53 N. Landman
	CB 20 D. Alford
	CB 21 M. Hughes
	CB 24 A. Terrell Jr.
	S 3 J. Bates III
	S 31 J. Simmons

CAROLINA PANTHERS

OFFENSE	DEFENSE
LT 79 I. Ekwonu	DT 99 S. Tuttle
LG 68 D. Lewis	DE 94 A. Robinson
C 70 B. Christensen	OLB 52 D. Johnson
RG 50 R. Hunt	LB 56 T. Wallace
RT 77 Y. Nijman	LB 53 C. Cherelus
TE 0 J. Sanders	OLB 40 C. Harris
WR 17 X. Legette	CB 8 J. Horn
WR 5 D. Johnson	CB 2 M. Jackson
WR 15 J. Mingo	CB 13 T. Hill
QB 14 A. Dalton	S 25 X. Woods
RB 30 C. Hubbard	S 21 N. Scott

CAROLINA PANTHERS

PASSING	ATT	CP	YDS	SK/YD	TD	LG	INT	RTG
Andy Dalton	38	26	221	0/0	2	21	2	78.9
TOTAL	38	26	221	0/0	2	21	2	78.9

RUSHING	ATT	YDS	AVG	LG	TD
Chuba Hubbard	18	92	5.1	19	0
Andy Dalton	3	21	7.0	18	0
Miles Sanders	3	1	0.3	3	0
TOTAL	24	114	4.8	19	0

RECEIVING	NO	YDS	AVG	LG	TD
Diontae Johnson	6	78	13.0	19	1
Ja'Tavion Sanders	5	49	9.8	21	0
Chuba Hubbard	5	11	2.2	8	0
Jalen Coker	3	30	10.0	15	0
Xavier Legette	3	23	7.7	13	1
David Moore	2	17	8.5	9	0
Miles Sanders	1	12	12.0	12	0
Jonathan Mingo	1	1	1.0	1	0
TOTAL	26	221	8.5	21	2

TOP DEFENSE	TOT	SOLO	AST	SCK	YDS	INT
Troy Hill	9	8	1	0.0	0.0	0
Xavier Woods	9	7	2	0.0	0.0	0
Trevin Wallace	9	6	3	0.0	0.0	0

FIELD GOALS	FGM/FGA	PERCENT	RESULTS
Eddy Piñeiro	2-2	100.0	24G, 40G
TOTAL	2-2	100.0	

Team Statistics

	Falcons	Panthers
First Downs	25	21
3rd-Down Eff. (Made/Att/Pct)	6/12/50%	5/11/45%
4th-Down Eff. (Made/Att/Pct)	0/0/0%	0/1/0%
Total Net Yards	423	335
Total Plays	68	62
Yards Per Play	6.2	5.4
Rushes/Net Yards	38/198	24/114
Net Passing	225	221
Pass Attempts/Completions	30/19	38/26
Had Intercepted	0	2
Sacked/Yards Lost	0/0	0/0
Punts/Average	1/52.0	3/40.0
Penalties/Yards	5/45	10/74
Fumbles/Lost	1/1	2/0
Possession Time	30:40	29:20

GAME SUMMARIES



7

WEEK 7

Carolina Panthers 7, Washington Commanders 40
63,380 Northwest Stadium Oct 20, 2024



40

Carolina Panthers	0	0	0	7	—	7
Washington Commanders	10	17	10	3	—	40

SCORING DRIVES

TEAM	QTR	TIME	SCORING PLAY	CAR	WAS
Commanders	1	11:14	D.Fowler 67 yd. interception return (A.Seibert kick)	0	7
Commanders	1	03:18	A.Seibert 23 yd. Field Goal (11-85, 6:20)	0	10
Commanders	2	11:35	B.Robinson 8 yd. run (A.Seibert kick) (4-59, 1:47)	0	17
Commanders	2	05:39	A.Seibert 49 yd. Field Goal (5-7, 1:53)	0	20
Commanders	2	00:10	Z.Ertz 12 yd. pass from M.Mariota (A.Seibert kick) (8-92, 2:12)	0	27
Commanders	3	08:53	B.Sinnott 3 yd. pass from M.Mariota (A.Seibert kick) (10-59, 6:07)	0	34
Commanders	3	01:33	A.Seibert 31 yd. Field Goal (10-55, 5:36)	0	37
Panthers	4	11:38	C.Hubbard 4 yd. run (E.Pineiro kick) (9-70, 4:55)	7	37
Commanders	4	04:55	A.Seibert 29 yd. Field Goal (12-59, 6:43)	7	40

WASHINGTON COMMANDERS

OFFENSE		DEFENSE	
WR 17	T. McLaurin	DE 99	C. Ferrell
TE 86	Z. Ertz	DT 95	J. Newton
C 63	T. Biadasz	DT 94	D. Payne
QB 5	J. Daniels	LB 6	D. Fowler
RB 30	A. Ekeler	LB 4	F. Luvu
RB 26	J. McNichols	LB 54	B. Wagner
		S 11	J. Chinn
		CB 1	N. Igbingohene
		CB 0	M. Sainristil
		CB 25	B. St-Juste

CAROLINA PANTHERS

OFFENSE		DEFENSE	
LT 79	I. Ekwonu	DE 93	L. Ray
LG 68	D. Lewis	DT 99	S. Tuttle
C 70	B. Christensen	DE 91	N. Thurman
RG 50	R. Hunt	OLB 45	M. Haynes Sr.
RT 77	Y. Nijman	LB 56	T. Wallace
TE 0	J. Sanders	OLB 40	C. Harris
WR 17	X. Legette	CB 8	J. Horn
WR 5	D. Johnson	CB 2	M. Jackson
WR 15	J. Mingo	CB 32	L. Johnson Jr.
QB 14	A. Dalton	S 25	X. Woods
RB 30	C. Hubbard	S 21	N. Scott

CAROLINA PANTHERS

PASSING	ATT	CP	YDS	SK/YD	TD	LG	INT	RTG
Andy Dalton	16	11	93	2/4	0	29	2	44.0
Bryce Young	2	2	-4	0/0	0	2	0	79.2
TOTAL	18	13	89	2/4	0	29	2	43.3

RUSHING	ATT	YDS	AVG	LG	TD
Chuba Hubbard	17	52	3.1	9	1
Miles Sanders	3	34	11.3	26	0
Xavier Legette	1	6	6.0	6	0
Andy Dalton	2	3	1.5	4	0
TOTAL	23	95	4.1	26	1

RECEIVING	NO	YDS	AVG	LG	TD
Ja'Tavion Sanders	6	61	10.2	29	0
Ian Thomas	2	4	2.0	2	0
Xavier Legette	2	3	1.5	6	0
Diontae Johnson	1	17	17.0	17	0
Jalen Coker	1	10	10.0	10	0
Miles Sanders	1	-6	-6.0	-6	0
TOTAL	13	89	6.8	29	0

TOP DEFENSE	TOT	SOLO	AST	SCK	YDS	INT
Chau Smith-Wade	8	5	3	0.0	0.0	0
Trevin Wallace	7	4	3	0.0	0.0	0
Xavier Woods	7	4	3	0.0	0.0	0

FIELD GOALS	FGM/FGA	PERCENT	RESULTS
No Field Goals			

WASHINGTON COMMANDERS

PASSING	ATT	CP	YDS	SK/YD	TD	LG	INT	RTG
Marcus Mariota	23	18	205	1/4	2	25	0	132.8
Jayden Daniels	2	2	6	0/0	0	3	0	79.2
TOTAL	25	20	211	1/4	2	25	0	128.5

RUSHING	ATT	YDS	AVG	LG	TD
Brian Robinson Jr.	12	71	5.9	11	1
Jayden Daniels	3	50	16.7	46	0
Jeremy McNichols	7	42	6.0	10	0
Marcus Mariota	11	34	3.1	11	0
Austin Ekeler	4	17	4.3	6	0
TOTAL	37	214	5.8	46	1

RECEIVING	NO	YDS	AVG	LG	TD
Terry McLaurin	6	98	16.3	25	0
Zach Ertz	4	40	10.0	15	1
Olamide Zaccheaus	4	25	6.3	12	0
Ben Sinnott	2	6	3.0	3t	1
Austin Ekeler	2	3	1.5	3	0
Dyami Brown	1	23	23.0	23	0
Noah Brown	1	16	16.0	16	0
TOTAL	20	211	10.6	25	2

TOP DEFENSE	TOT	SOLO	AST	SCK	YDS	INT
Noah Igbingohene	6	6	0	0.0	0.0	0
Mike Sainristil	6	6	0	0.0	0.0	0
Bobby Wagner	6	3	3	0.0	0.0	0

FIELD GOALS	FGM/FGA	PERCENT	RESULTS
Austin Seibert	4-4	100.0	23G, 49G, 31G, 29G
TOTAL	4-4	100.0	

Team Statistics

	Carolina Panthers	Washington Commanders
First Downs	10	26
3rd-Down Eff. (Made/Att/Pct)	3/10/30%	5/10/50%
4th-Down Eff. (Made/Att/Pct)	0/1/0%	0/0/0%
Total Net Yards	180	421
Total Plays	43	63
Yards Per Play	4.2	6.7
Rushes/Net Yards	23/95	37/214
Net Passing	85	207
Pass Attempts/Completions	18/13	25/20
Had Intercepted	2	0
Sacked/Yards Lost	2/4	1/4
Punts/Average	5/50.4	1/40.0
Penalties/Yards	6/59	8/55
Fumbles/Lost	1/0	1/0
Possession Time	24:55	35:05

GAME SUMMARIES



14

WEEK 8

Carolina Panthers 14, Denver Broncos 28
76,135 Empower Field at Mile High Oct 27, 2024



28

Carolina Panthers	7	0	0	7	—	14
Denver Broncos	0	21	7	0	—	28

SCORING DRIVES

TEAM	QTR	TIME	SCORING PLAY	CAR	DEN
Panthers	1	07:12	X.Legette 6 yd. pass from B.Young (E.Pineiro kick) (10-49, 6:27)	7	0
Broncos	2	12:29	N.Adkins 3 yd. pass from B.Nix (W.Lutz kick) (7-55, 2:55)	7	7
Broncos	2	06:51	A.Trautman 19 yd. pass from B.Nix (W.Lutz kick) (7-92, 3:06)	7	14
Broncos	2	01:12	B.Nix 1 yd. run (W.Lutz kick) (10-48, 3:29)	7	21
Broncos	3	06:49	J.McLaughlin 9 yd. pass from B.Nix (W.Lutz kick) (4-23, 1:35)	7	28
Panthers	4	00:18	J.Coker 15 yd. pass from B.Young (E.Pineiro kick) (10-98, 1:55)	14	28

DENVER BRONCOS	
OFFENSE	DEFENSE
WR 14 C. Sutton	DE 99 Z. Allen
LT 72 G. Bolles	NT 93 D. Jones
LG 74 B. Powers	DE 98 J. Franklin-Myers
C 54 A. Forsyth	SLB 0 J. Cooper
RG 77 Q. Meinerz	WLB 15 N. Bonitto
RT 69 M. McGlinchey	ILB 55 C. Barton
TE 45 N. Adkins	ILB 40 J. Strnad
TE 82 A. Trautman	CB 2 P. Surtain II
WR 84 L. Humphrey	CB 21 R. Moss
RB 33 J. Williams	NCB 29 J. McMillian
QB 10 B. Nix	S 22 B. Jones

CAROLINA PANTHERS	
OFFENSE	DEFENSE
LT 79 I. Ekwonu	DE 93 L. Ray
LG 68 D. Lewis	DT 99 S. Tuttle
C 70 B. Christensen	DE 94 A. Robinson
RG 50 R. Hunt	OLB 7 J. Clowney
RT 72 T. Moton	LB 56 T. Wallace
TE 82 T. Tremble	LB 47 J. Jewell
WR 17 X. Legette	OLB 40 C. Harris
WR 83 D. Moore	CB 8 J. Horn
QB 9 B. Young	CB 2 M. Jackson
RB 30 C. Hubbard	S 25 X. Woods
RB 6 M. Sanders	S 36 D. Richardson

CAROLINA PANTHERS

PASSING	ATT	CP	YDS	SK/YD	TD	LG	INT	RTG
Bryce Young	37	24	224	2/9	2	29	2	76.9
Johnny Hekker	1	0	0	0/0	0	0	0	39.6
TOTAL	38	24	224	2/9	2	29	2	74.9

RUSHING	ATT	YDS	AVG	LG	TD
Chuba Hubbard	15	56	3.7	15	0
Miles Sanders	1	7	7.0	7	0
Bryce Young	3	6	2.0	4	0
Xavier Legette	1	0	0.0	0	0
TOTAL	20	69	3.5	15	0

RECEIVING	NO	YDS	AVG	LG	TD
Miles Sanders	7	38	5.4	11	0
Jalen Coker	4	78	19.5	29	1
David Moore	4	39	9.8	13	0
Xavier Legette	4	34	8.5	23	1
Chuba Hubbard	2	15	7.5	13	0
Tommy Tremble	2	13	6.5	8	0
Ja'Tavion Sanders	1	7	7.0	7	0
TOTAL	24	224	9.3	29	2

TOP DEFENSE	TOT	SOLO	AST	SCK	YDS	INT
Demani Richardson	11	7	4	0.0	0.0	0
Mike Jackson	10	9	1	0.0	0.0	0
Josey Jewell	10	6	4	0.0	0.0	0

FIELD GOALS	FGM/FGA	PERCENT	RESULTS
	No Field Goals		

DENVER BRONCOS

PASSING	ATT	CP	YDS	SK/YD	TD	LG	INT	RTG
Bo Nix	37	28	284	2/17	3	37	0	124.2
Courtland Sutton	1	1	28	0/0	0	28	0	118.8
Riley Dixon	1	1	3	0/0	0	3	0	79.2
TOTAL	39	30	315	2/17	3	37	0	125.5

RUSHING	ATT	YDS	AVG	LG	TD
Jaleel McLaughlin	8	47	5.9	10	0
Javonte Williams	17	44	2.6	9	0
Bo Nix	5	4	0.8	3	1
Audric Estime	1	4	4.0	4	0
Troy Franklin	1	3	3.0	3	0
TOTAL	32	102	3.2	10	1

RECEIVING	NO	YDS	AVG	LG	TD
Courtland Sutton	8	100	12.5	37	0
Adam Trautman	4	85	21.3	37	1
Lil'Jordan Humphrey	4	22	5.5	8	0
Javonte Williams	4	8	2.0	4	0
Devaughn Vele	3	28	9.3	16	0
Lucas Krull	2	18	9.0	15	0
Michael Burton	1	28	28.0	28	0
Jaleel McLaughlin	1	9	9.0	9t	1
Marvin Mims Jr.	1	8	8.0	8	0
Troy Franklin	1	6	6.0	6	0
Nate Adkins	1	3	3.0	3t	1
TOTAL	30	315	10.5	37	3

TOP DEFENSE	TOT	SOLO	AST	SCK	YDS	INT
Brandon Jones	12	7	5	0.0	0.0	0
Justin Strnad	7	5	2	0.0	0.0	0
Jonathan Cooper	5	4	1	1.0	3.0	0

FIELD GOALS	FGM/FGA	PERCENT	RESULTS
	No Field Goals		

GAME SUMMARIES

Team Statistics	Panthers	Broncos
First Downs	16	23
3rd-Down Eff. (Made/Att/Pct)	5/14/36%	11/17/65%
4th-Down Eff. (Made/Att/Pct)	1/4/25%	1/2/50%
Total Net Yards	284	400
Total Plays	60	73
Yards Per Play	4.7	5.5
Rushes/Net Yards	20/69	32/102
Net Passing	215	298
Pass Attempts/Completions	38/24	39/30
Had Intercepted	2	0
Sacked/Yards Lost	2/9	2/17
Punts/Average	5/49.4	3/51.0
Penalties/Yards	8/49	4/43
Fumbles/Lost	0/0	2/2
Possession Time	26:50	33:10

***ALL-TIME
STATISTICAL LEADERS***



ALL-TIME CAREER SCORERS

SCORING	YEARS	TD	TDr	TDp	TDrt	FG - ATT	PAT - ATT	2pt	S	PTS
Kasay, John	1995-2010	0	0	0	0	351 - 424	429 - 438	0	0	1482
Gano, Graham	2012-2019	0	0	0	0	165 - 193	247 - 260	0	0	742
Smith, Steve	2001-2013	75	2	67	6	0 - 0	0 - 0	2	0	454
Newton, Cam	2011-2019, 2021	63	63	0	0	0 - 0	0 - 0	2	0	382
Stewart, Jonathan	2008-2017	58	51	7	0	0 - 0	0 - 0	0	0	348
Williams, DeAngelo	2006-2014	53	46	7	0	0 - 0	0 - 0	2	0	322
Muhammad, Muhsin	1996-2004; 2008-09	50	0	50	0	0 - 0	0 - 0	2	0	304
McCaffrey, Christian	2017-2022	50	32	18	0	0 - 0	0 - 0	1	0	302
Walls, Wesley	1996-2002	44	0	44	0	0 - 0	0 - 0	0	0	264
Pineiro, Eddy	2022-2024	0	0	0	0	67 - 74	60 - 65	0	0	261
Olsen, Greg	2011-2019	39	0	39	0	0 - 0	0 - 0	2	0	238
Slye, Joey	2019-2020	0	0	0	0	54 - 68	64 - 71	0	0	226
Funchess, Devin	2015-2018	21	0	21	0	0 - 0	0 - 0	1	0	128
Moore, DJ	2018-2022	21	0	21	0	0 - 0	0 - 0	1	0	128
Davis, Stephen	2003-2005	20	20	0	0	0 - 0	0 - 0	0	0	120
Ginn Jr., Ted	2013, 2015-2016	19	0	19	0	0 - 0	0 - 0	0	0	114
Samuel, Curtis	2017-2020	19	5	14	0	0 - 0	0 - 0	0	0	114
Tolbert, Mike	2012-2016	19	13	6	0	0 - 0	0 - 0	0	0	114
Mare, Olindo	2011	0	0	0	0	22 - 28	44 - 45	0	0	110
Benjamin, Kelvin	2014-2017	18	0	18	0	0 - 0	0 - 0	0	0	108
Biakabutuka, Tshimanga	1996-2001	17	14	3	0	0 - 0	0 - 0	0	0	102
Hubbard, Chuba	2021 - 2024	17	15	2	0	0 - 0	0 - 0	0	0	102
Nedney, Joe	2000	0	0	0	0	26 - 28	20 - 20	0	0	98
Foster, DeShaun	2002-2007	14	10	4	0	0 - 0	0 - 0	0	0	84
Gonzalez, Zane	2021-2022	0	0	0	0	20 - 22	22 - 23	0	0	82
Carrier, Mark	1995-1998	13	0	13	0	0 - 0	0 - 0	0	0	78
LaFell, Brandon	2010-2013	13	0	13	0	0 - 0	0 - 0	0	0	78
Lane, Fred	1997-1999	13	13	0	0	0 - 0	0 - 0	0	0	78
Jeffers, Patrick	1999-2001	12	0	12	0	0 - 0	0 - 0	0	0	72
Ismail, Raghieb	1996-1998	11	1	10	0	0 - 0	0 - 0	0	0	66
Graham, Shayne	2002	0	0	0	0	13 - 18	21 - 21	0	0	60
Anderson, Robbie	2020 - 2022	9	0	9	0	0 - 0	0 - 0	1	0	56
Goings, Nick	2001-2008	9	6	3	0	0 - 0	0 - 0	1	0	56
Johnson, Anthony	1995-1999	9	7	2	0	0 - 0	0 - 0	1	0	56
Floyd, William	1998-2000	9	7	2	0	0 - 0	0 - 0	0	0	54
Green, Willie	1995-1996	9	0	9	0	0 - 0	0 - 0	0	0	54
Hoover, Brad	2000-2009	9	3	6	0	0 - 0	0 - 0	0	0	54
King, Jeff	2006-2010	9	0	9	0	0 - 0	0 - 0	0	0	54
Mangum, Kris	1997-2006	9	0	9	0	0 - 0	0 - 0	0	0	54

ALL-TIME CAREER SCORERS

SCORING	YEARS	TD	TDr	TDp	TDrt	FG - ATT	PAT - ATT	2pt	S	PTS
Tremble, Tommy	2021 - 2024	8	1	7	0	0 - 0	0 - 0	1	0	50
Brown, Corey	2014-2016	8	0	7	1	0 - 0	0 - 0	0	0	48
Carter, Drew	2004-2007	8	0	8	0	0 - 0	0 - 0	0	0	48
Davis, Mike	2019-2020	8	6	2	0	0 - 0	0 - 0	0	0	48
Proehl, Ricky	2003-2005	8	0	8	0	0 - 0	0 - 0	0	0	48
Cunningham, Richie	1999-2000	0	0	0	0	8 - 10	22 - 23	0	0	46
Colbert, Keary	2004-2007	7	0	7	0	0 - 0	0 - 0	1	0	44
Medlock, Justin	2012	0	0	0	0	7 - 10	23 - 23	0	0	44
Darnold, Sam	2021 - 2022	7	7	0	0	0 - 0	0 - 0	0	0	42
Hayes, Donald	1998-2001	7	0	7	0	0 - 0	0 - 0	0	0	42
Smith, Lamar	2002	7	7	0	0	0 - 0	0 - 0	0	0	42
Dickson, Ed	2014-2017	6	0	5	1	0 - 0	0 - 0	0	0	36
Weinke, Chris	2001-2006	6	6	0	0	0 - 0	0 - 0	0	0	36
Foreman D'Onta	2022	5	5	0	0	0 - 0	0 - 0	1	0	32
Thielen, Adam	2023-2024	5	0	5	0	0 - 0	0 - 0	1	0	32
Artis-Payne, Cameron	2015-2018	5	5	0	0	0 - 0	0 - 0	0	0	30
Bates, Michael	1996-2000	5	0	0	5	0 - 0	0 - 0	0	0	30
Bridgewater, Teddy	2020	5	5	0	0	0 - 0	0 - 0	0	0	30
Brown, Dee	2002	5	4	1	0	0 - 0	0 - 0	0	0	30
Chark Jr., DJ	2023	5	0	5	0	0 - 0	0 - 0	0	0	30
Delhomme, Jake	2003-2009	5	5	0	0	0 - 0	0 - 0	0	0	30
Johnson, Keyshawn	2006	5	1	4	0	0 - 0	0 - 0	0	0	30
Munnerlyn, Captain	2009-13; 2017-18	5	0	0	5	0 - 0	0 - 0	0	0	30
Rosario, Dante	2007-2010	5	0	5	0	0 - 0	0 - 0	0	0	30
Collins, Kerry	1995-1998	4	4	0	0	0 - 0	0 - 0	2	0	28
Cotchery, Jerricho	2014-2015	4	0	4	0	0 - 0	0 - 0	1	0	26
Byrd, Isaac	2000-2002	4	0	4	0	0 - 0	0 - 0	0	0	24
Carruth, Rae	1997-1999	4	0	4	0	0 - 0	0 - 0	0	0	24
Griffith, Howard	1995-1996	4	2	2	0	0 - 0	0 - 0	0	0	24
Minter, Mike	1997-2006	4	0	0	4	0 - 0	0 - 0	0	0	24
Moore, Derrick	1995	4	4	0	0	0 - 0	0 - 0	0	0	24
Shockey, Jeremy	2011	4	0	4	0	0 - 0	0 - 0	0	0	24
Thomas, Ian	2018-2024	4	0	4	0	0 - 0	0 - 0	0	0	24
Whittaker, Fozzy	2014-2018	4	2	2	0	0 - 0	0 - 0	0	0	24
Catanzaro, Chandler	2018	0	0	0	0	5 - 5	7 - 8	0	0	22
Beuerlein, Steve	1996-2000	3	3	0	0	0 - 0	0 - 0	1	0	20
Blackshear, Raheem	2022-2024	3	3	0	0	0 - 0	0 - 0	1	0	20
Allen, Kyle	2018-2019	3	3	0	0	0 - 0	0 - 0	0	0	18
Armah, Alex	2017-2020	3	3	0	0	0 - 0	0 - 0	0	0	18

ALL-TIME CAREER SCORERS

SCORING	YEARS	TD	TDr	TDp	TDrt	FG - ATT	PAT - ATT	2pt	S	PTS
Byrd, Damiere	2016-2018	3	0	2	1	0 - 0	0 - 0	0	0	18
Gamble, Chris	2004-2012	3	0	0	3	0 - 0	0 - 0	0	0	18
Gettis, David	2010-13	3	0	3	0	0 - 0	0 - 0	0	0	18
Goodson, Mike	2009-2011	3	3	0	0	0 - 0	0 - 0	0	0	18
Greene, Scott	1996-1997	3	1	2	0	0 - 0	0 - 0	0	0	18
Hetherington, Chris	1999-2001	3	2	1	0	0 - 0	0 - 0	0	0	18
Huntley, Richard	2001	3	2	1	0	0 - 0	0 - 0	0	0	18
Johnson, Diontae	2024	3	0	3	0	0 - 0	0 - 0	0	0	18
Legette, Xavier	2024	3	0	3	0	0 - 0	0 - 0	0	0	18
Metzelaars, Pete	1995	3	0	3	0	0 - 0	0 - 0	0	0	18
Peppers, Julius	2002-09; 2017-18	3	0	0	3	0 - 0	0 - 0	0	0	18
Hajrullahu, Lirim	2021	0	0	0	0	4 - 5	3 - 3	0	0	15
Kuechly, Luke	2012-2019	2	0	0	2	0 - 0	0 - 0	0	1	14
Seidman, Mike	2003-2006	2	0	2	0	0 - 0	0 - 0	1	0	14
Smith, Torrey	2018	2	0	2	0	0 - 0	0 - 0	1	0	14
Bonnafoon, Reggie	2019-2020	1	1	1	0	0 - 0	0 - 0	0	0	12
Coleman, Kurt	2015-2017	2	0	0	2	0 - 0	0 - 0	0	0	12
Chinn, Jeremy	2020-2023	2	0	0	2	0 - 0	0 - 0	0	0	12
Crawford, Casey	2000-2001	2	0	1	1	0 - 0	0 - 0	0	0	12
Davis, Eric	1996-2000	2	0	0	2	0 - 0	0 - 0	0	0	12
Evans, Doug	1998-2001	2	0	0	2	0 - 0	0 - 0	0	0	12
Fauria, Christian	2007	2	0	2	0	0 - 0	0 - 0	0	0	12
Gaines, Michael	2004-2006	2	0	2	0	0 - 0	0 - 0	0	0	12
Guliford, Eric	1995	2	0	1	1	0 - 0	0 - 0	0	0	12
Kinchen, Brian	1999-2000	2	0	2	0	0 - 0	0 - 0	0	0	12
Manning, Jr., Ricky	2003-2005	2	0	0	2	0 - 0	0 - 0	0	0	12
Marshall, Richard	2006-2010	2	0	0	2	0 - 0	0 - 0	0	0	12
Mills, Sam	1995-1997	2	0	0	2	0 - 0	0 - 0	0	0	12
Murphy, Louis	2012	2	0	1	1	0 - 0	0 - 0	0	0	12
Norman, Josh	2011-2015	2	0	0	2	0 - 0	0 - 0	0	0	12
Pilares, Kealoha	2011-2012	2	0	1	1	0 - 0	0 - 0	0	0	12
Sanders, Miles	2023-2024	2	2	0	0	0 - 0	0 - 0	0	0	12
Shenault Jr., Laviska	2022-2023	2	1	1	0	0 - 0	0 - 0	0	0	12
Smith, Shi	2021-2022	2	0	2	0	0 - 0	0 - 0	0	0	12
Smith-Marsette, Ihmir	2023	2	1	0	1	0 - 0	0 - 0	0	0	12
Wiggins, Jermaine	2002	2	0	2	0	0 - 0	0 - 0	0	0	12
Zylstra, Brandson	2019-21	2	0	1	1	0 - 0	0 - 0	0	0	12
Jackson, Donte	2018-2023	1	0	0	1	0 - 0	0 - 0	2	0	10
Chandler, Jeff	2004	0	0	0	0	0 - 2	8 - 8	0	0	8
Christian, Bob	1995-1996	1	0	1	0	0 - 0	0 - 0	2	0	8
Mashall Jr. Terrace	2021-2023	1	0	1	0	0 - 0	0 - 0	1	0	8

ALL-TIME CAREER SCORERS

SCORING	YEARS	TD	TDr	TDp	TDrt	FG - ATT	PAT - ATT	2pt	S	PTS
Stone, Dwight	1995-1998	1	0	0	1	0 - 0	0 - 0	0	1	8
Wright, Jarius	2018-2019	1	0	1	0	0 - 0	0 - 0	0	0	8
Young, Bryce	2023	1	1	0	0	0 - 0	0 - 0	1	0	8
Santoso, Ryan	2021	0	0	0	0	2 - 2	1 - 2	0	0	7
Sauerbrun, Todd	2001-2004	0	0	0	0	1 - 1	4 - 4	0	0	7
Abdullah, Ameer	2021	1	0	1	0	0 - 0	0 - 0	0	0	6
Anderson, C.J.	2018	1	0	1	0	0 - 0	0 - 0	0	0	6
Anderson, Rashard	2000-2001	1	0	0	1	0 - 0	0 - 0	0	0	6
Avant, Jason	2014	1	0	1	0	0 - 0	0 - 0	0	0	6
Barnidge, Gary	2008-12	1	0	1	0	0 - 0	0 - 0	0	0	6
Beebe, Don	1995	1	0	1	0	0 - 0	0 - 0	0	0	6
Bennett, Brandon	2004	1	1	0	0	0 - 0	0 - 0	0	0	6
Bersin, Brenton	2014-2017	1	0	1	0	0 - 0	0 - 0	0	0	6
Boston, Tre	2014-2016; 2019-	1	0	0	1	0 - 0	0 - 0	0	0	6
Brockel, Richie	2011-2015	1	1	0	0	0 - 0	0 - 0	0	0	6
Broughton, Luther	1997-1998	1	0	1	0	0 - 0	0 - 0	0	0	6
Burns, Brian	2019-2023	1	1	0	0	0 - 0	0 - 0	0	0	6
Clay, Kaelin	2017	1	0	0	1	0 - 0	0 - 0	0	0	6
Coker, Jalen	2024	1	0	1	0	0 - 0	0 - 0	0	0	6
Davis, Thomas	2005-2018	0	0	0	1	0 - 0	0 - 0	0	0	6
Florence, Drayton	2013	1	0	0	1	0 - 0	0 - 0	0	0	6
Franklin Jr., Sam	2020-2024	1	0	0	1	0 - 0	0 - 0	0	0	6
Gardner, Rod	2005	1	0	1	0	0 - 0	0 - 0	0	0	6
Godfrey, Charles	2008-2014	1	0	0	1	0 - 0	0 - 0	0	0	6
Greene, Kevin	1996; 1998-1999	1	0	0	1	0 - 0	0 - 0	0	0	6
Harper, Roman	2014-2015	1	0	0	1	0 - 0	0 - 0	0	0	6
Haynes Sr., Marquis	2018-2022	1	0	0	1	0 - 0	0 - 0	0	0	6
Hill, Troy	2023-2024	1	0	0	0	0 - 0	0 - 0	0	0	6
Hitchcock, Jimmy	2000-2001	1	0	0	1	0 - 0	0 - 0	0	0	6
Hixon, Domenik	2013	1	0	1	0	0 - 0	0 - 0	0	0	6
Hurst, Hayden	2023	1	0	1	0	0 - 0	0 - 0	0	0	6
Jarrett, Dwayne	2007-2010	1	0	1	0	0 - 0	0 - 0	0	0	6
Jones, Colin	2012-2019	1	0	0	1	0 - 0	0 - 0	0	0	6
Jordan, Michael	2021-2022	1	0	0	1	0 - 0	0 - 0	0	0	6
King, Shawn	1996-1998	1	0	0	1	0 - 0	0 - 0	0	0	6
Kragen, Greg	1995-1997	1	0	0	1	0 - 0	0 - 0	0	0	6
Lucas, Ken	2005-2008	1	0	0	1	0 - 0	0 - 0	0	0	6
Luvu, Frankie	2021-2023	1	0	0	1	0 - 0	0 - 0	0	0	6
Manhertz, Chris	2017-2020	1	0	1	0	0 - 0	0 - 0	0	0	6

ALL-TIME CAREER SCORERS

SCORING	YEARS	TD	TDr	TDp	TDrt	FG - ATT	PAT - ATT	2pt	S	PTS
Mayfield, Baker	2022	1	1	0	0	0 - 0	0 - 0	0	0	6
McKyer, Tim	1995	1	0	0	1	0 - 0	0 - 0	0	0	6
Mills, Ernie	1997	1	0	1	0	0 - 0	0 - 0	0	0	6
Moorehead, Kindal	2003-07	1	0	0	1	0 - 0	0 - 0	0	0	6
Naanee, Legedu	2011	1	0	1	0	0 - 0	0 - 0	0	0	6
Ogbonnaya, Chris	2014	1	1	0	0	0 - 0	0 - 0	0	0	6
Oliver, Winslow	1996-1998	1	0	0	1	0 - 0	0 - 0	0	0	6
Philyaw, Dino	1995-1996	1	1	0	0	0 - 0	0 - 0	0	0	6
Robertson, Jamal	2004-2005	1	1	0	0	0 - 0	0 - 0	0	0	6
Robinson, Kenny	2021	0	0	0	1	0 - 0	0 - 0	0	0	6
Shepard, Russell	2017	1	0	1	0	0 - 0	0 - 0	0	0	6
Smart, Rod	2002-2005	1	0	0	1	0 - 0	0 - 0	0	0	6
Smith, Rodney	2020	1	1	0	0	0 - 0	0 - 0	0	0	6
Thompson, Colin	2020-2022	1	0	1	0	0 - 0	0 - 0	0	0	6
Thompson, Shaq	2015-2024	1	0	0	1	0 - 0	0 - 0	0	0	6
Uwaezuoke, Iheanyi	2000	1	0	0	1	0 - 0	0 - 0	0	0	6
Vaughan, Josh	2010-2011	1	1	0	0	0 - 0	0 - 0	0	0	6
Wallace, Al	2002-2006	1	0	0	1	0 - 0	0 - 0	0	0	6
Wesley, Dante	2002-05; 2007-09	1	0	0	1	0 - 0	0 - 0	0	0	6
White, Melvin	2013-2014	1	0	0	1	0 - 0	0 - 0	0	0	6
Witherspoon, Will	2002-2005	1	0	0	1	0 - 0	0 - 0	0	0	6
Workman, Vince	1995	1	1	0	0	0 - 0	0 - 0	0	0	6
Hardy, Greg	2010-2014	0	0	0	0	0 - 0	0 - 0	0	2	4
Rucker, Mike	1999-2007	0	0	0	0	0 - 0	0 - 0	0	2	4
Hilbert, Jon	2002	0	0	0	0	0 - 2	3 - 3	0	0	3
Addison, Mario	2012-2019	0	0	0	0	0 - 0	0 - 0	0	1	2
Applewhite, Antwan	2011-2012	0	0	0	0	0 - 0	0 - 0	0	1	2
Irvin, Bruce	2019	0	0	0	0	0 - 0	0 - 0	0	1	2
Onatolu, Kenny	2012	0	0	0	0	0 - 0	0 - 0	0	1	2
Rasby, Walter	1995-1997	0	0	0	0	0 - 0	0 - 0	1	0	2
Thomas, Hollis	2009	0	0	0	0	0 - 0	0 - 0	0	1	2
TOTALS		1081	409	564	83	746 - 893	978 - 1017	34	11	9811

ALL-TIME CAREER PASSERS

PLAYER	YEARS	ATT	CMP	PCT	YDS	TD	INT	SACK	YDS LOST	Rtg	300yd
Newton, Cam	2011-19, 21	4,106	2,440	59.4%	29,725	186	113	301	2,282	85.4	20
Delhomme, Jake	2003-2009	2,669	1,580	59.2%	19,258	120	89	154	1,158	82.6	11
Beuerlein, Steve	1996-2000	1,723	1,041	60.4%	12,690	86	50	191	1,109	87.7	8
Collins, Kerry	1995-1998	1,340	694	51.8%	8,306	47	54	79	515	66.0	5
Weinke, Chris	2001-2006	687	373	54.3%	3,800	14	26	42	267	61.4	2
Bridgewater, Teddy	2020	492	340	69.1%	3,733	15	11	31	205	92.1	3
Darnold, Sam	2021 - 2022	546	325	59.5%	3,670	16	16	45	282	77.2	4
Allen, Kyle	2018-2019	520	323	62.1%	3,588	19	16	46	397	82.0	3
Young, Bryce	2023-2024	629	376	59.8%	3,400	13	15	71	529	71.4	1
Peete, Rodney	2002-2004	392	228	58.2%	2,652	15	14	34	212	76.6	3
Moore, Matt	2007-2010	392	227	57.9%	2,640	16	17	28	208	73.9	1
Clausen, Jimmy	2010-2012	299	157	52.5%	1,558	3	9	33	223	58.4	0
Walker, PJ	2020-2022	212	131	61.8%	1,461	5	11	18	124	68.5	0
Dalton, Andy	2023-2024	218	140	64.2%	1,350	9	6	10	64	83.7	2
Mayfield, Baker	2022	206	119	57.8%	1,313	6	6	19	126	74.3	0
Anderson, Derek	2011-2017	168	111	66.1%	1,265	7	5	4	17	90.0	0
Testaverde, Vinny	2007	172	94	54.7%	952	5	6	9	46	65.8	0
Carr, David	2007	136	73	53.7%	635	3	5	13	74	58.3	0
Reich, Frank	1995	84	37	44.0%	441	2	2	12	100	58.7	1
Heinicke, Taylor	2018	57	35	61.4%	320	1	3	2	17	60.6	0
Grier, Will	2019-2020	52	28	53.8%	228	0	4	6	44	33.2	0
St. Pierre, Brian	2010	28	13	46.4%	173	1	2	3	23	48.7	0
Fasani, Randy	2002	44	15	34.1%	171	0	4	7	60	8.8	0
Lytle, Matt	2001	30	17	56.7%	133	1	3	3	24	39.3	0
Lewis, Jeff	1999-2000	35	18	51.4%	131	0	1	8	57	48.6	0
Trudeau, Jack	1995	17	11	64.7%	100	0	3	2	8	40.9	0
Eason, Jacob	2022	5	3	60.0%	59	0	1	0	0	61.7	0
Basanez, Brett	2006-2008	11	6	54.5%	56	0	1	0	0	30.9	0
McCaffrey, Christian	2017-2022	3	1	33.3%	50	1	0	0	0	121.5	0
Pike, Tony	2010	12	6	50.0%	47	0	0	1	10	60.1	0
Guliford, Eric	1995	2	1	50.0%	46	0	1	0	0	56.3	0
Gilbert, Garrett	2018	3	2	66.7%	40	0	0	1	5	109.7	0
Craig, Dameyune	2001	8	4	50.0%	34	0	0	2	15	61.5	0
Charlton, Joseph	2020	1	1	100.0%	28	0	0	1	5	118.8	0
Naanee, Legedu	2011	1	1	100.0%	27	0	0	0	0	118.8	0
Palardy, Michael	2017-2019	2	1	50.0%	12	0	0	0	0	68.8	0
Edwards, Armanti	2010-2013	3	2	66.7%	11	0	0	0	0	72.9	0
Hekker, Johnny	2023-2024	3	1	33.3%	7	0	0	0	0	42.4	0
McCown, Josh	2008-2009	6	1	16.7%	2	0	0	1	6	39.6	0

ALL-TIME CAREER PASSERS

PLAYER	YEARS	ATT	CMP	PCT	YDS	TD	INT	SACK	YDS LOST	Rtg	300yd
Zylstra, Brandon	2019-21	1	0	0.0%	0	0	0	1	0	39.6	0
Bono, Steve	1999	1	0	0.0%	0	0	0	0	0	39.6	0
Brown, Dee	2001-2002	1	0	0.0%	0	0	1	0	0	0.0	0
Floyd, William	1998-2000	1	0	0.0%	0	0	1	0	0	0.0	0
Foster, DeShaun	2002-2005	1	0	0.0%	0	0	0	0	0	39.6	0
Huntley, Richard	2001	1	0	0.0%	0	0	0	1	0	39.6	0
Johnson, Keyshawn	2006	1	0	0.0%	0	0	1	0	0	0.0	0
LaFell, Brandon	2010-2013	1	0	0.0%	0	0	0	0	0	39.6	0
Moore, DJ	2018-2022	1	0	0.0%	0	0	0	0	0	39.6	0
Proehl, Ricky	2003-2004	1	0	0.0%	0	0	0	0	0	39.6	0
Sauerbrun, Todd	2001-2004	1	0	0.0%	0	0	0	0	0	39.6	0
Smith, Steve	2001-2013	1	0	0.0%	0	0	0	0	0	39.6	0
Walter, Ken	1997-2000	2	0	0.0%	0	0	0	0	0	39.6	0
Workman, Vince	1995	1	0	0.0%	0	0	0	0	0	39.6	0
TOTAL		15,329	8,976	58.6%	104,112	591	497	1179	8,212	78.5	64

ALL-TIME CAREER RUSHERS

PLAYER	YEARS	RSH	YDS	AVG	LONG	TDs	100-YD GAMES
Stewart, Jonathan	2008-2017	1,699	7,318	4.3	69t	51	16
Williams, DeAngelo	2006-2014	1,432	6,846	4.8	77	46	18
Newton, Cam	2011-2019, 2021	981	5,036	5.1	72t	63	3
McCaffrey, Christian	2017-2022	866	3,980	4.6	84t	32	12
Foster, DeShaun	2002-2007	851	3,336	3.9	71	10	7
Hubbard, Chuba	2021 - 2024	623	2,573	4.1	38	14	5
Biakabutuka, Tshimanga	1996-2001	611	2,530	4.1	67t	14	7
Davis, Stephen	2003-2005	522	2,085	4.0	40	20	7
Lane, Fred	1997-1999	502	2,001	4.0	50	13	6
Johnson, Anthony	1995-1999	482	1,795	3.7	29	7	6
Goings, Nick	2001-2008	400	1,470	3.7	57t	6	5
Tolbert, Mike	2012-2016	289	992	3.4	29	13	0
Hoover, Brad	2000-2009	284	961	3.4	35	3	1
D'Onta Foreman	2022	203	914	4.5	60	5	5
Moore, Derrick	1995	195	740	3.8	53t	4	2
Smith, Lamar	2002	209	737	3.5	59	7	1
Huntley, Richard	2001	165	665	4.0	25	2	1
Davis, Mike	2019-2020	167	644	3.9	25	6	0
Sanders, Miles	2023-2024	163	571	3.5	48	2	0
Whittaker, Fozzy	2014-2018	121	536	4.4	25	2	1
Goodson, Mike	2009-2011	125	501	4.0	45	3	2
Artis-Payne, Cameron	2015-2018	118	491	4.2	43	5	0
Samuel, Curtis	2017-2020	72	478	6.6	45	5	0
Smith, Steve	2001-2013	57	387	6.8	39	2	0
Brown, Dee	2002	102	360	3.5	24	4	1
Moore, DJ	2018-2022	39	335	8.6	32	0	0
Darnold, Sam	2021 - 2022	74	328	4.4	30	7	0
Beuerlein, Steve	1996-2000	109	305	2.8	20	3	0
Young, Bryce	2023-2024	48	285	5.9	26	1	0
Bridgewater, Teddy	2020	53	279	5.3	18t	5	0
Delhomme, Jake	2003-2009	152	260	1.7	13	5	0
Collins, Kerry	1995-1998	107	217	2.0	21	4	0
Griffith, Howard	1995-1996	77	204	2.6	15	2	0
Bonnafon, Reggie	2019-2021	29	189	6.5	59t	1	0
Ginn Jr., Ted	2013, 2015-2016	22	187	8.5	43	0	0
Oliver, Winslow	1996-1998	48	183	3.8	16	0	0
Floyd, William	1998-2000	79	182	2.3	16	7	0
Christian, Bob	1995-1996	41	158	3.9	17	0	0
Greene, Scott	1996-1997	45	157	3.5	10t	1	0

ALL-TIME CAREER RUSHERS

PLAYER	YEARS	RSH	YDS	AVG	LONG	TDs	100-YD GAMES
Smith, Rodney	2020 - 2021	41	156	3.8	13	1	0
Ismail, Raghیب	1996-1998	15	154	10.3	36	1	0
Weinke, Chris	2001-2006	54	148	2.7	23	6	0
Brown, Corey	2014-2016	16	139	8.7	28	0	0
Sutton, Tyrell	2009-2010	25	139	5.6	32	0	0
Workman, Vince	1995	35	139	4.0	14	1	0
Abdullah, Ameer	2021	44	136	3.1	15	0	0
Allen, Kyle	2018-2019	37	125	3.4	17	3	0
Blackshear, Raheem	2022-2024	37	123	3.3	16	3	0
Shenault Jr. Laviska	2022-2023	21	120	5.7	41t	1	0
LaFell, Brandon	2010-2013	6	110	18.3	60	0	0
Anderson, C.J.	2018	24	104	4.3	22	0	0
Fasani, Randy	2002	18	95	5.3	19	0	0
Thomas, Blair	1995	22	90	4.1	13	0	0
Hetherington, Chris	1999-2001	30	84	2.8	14	2	0
Reaves, Darrin	2014	31	78	2.5	9	0	0
Freeman, Royce	2021	21	77	3.7	13	0	0
Smith-Marsette, Ihmir	2023	8	74	9.3	20	1	0
Muhammad, Muhsin	1996-2004	11	64	5.8	20	0	0
Baldwin, Randy	1995	23	61	2.7	9	0	0
Smart, Rod	2002-2005	27	61	2.3	6	0	0
Carr, David	2007	17	59	3.5	15	0	0
Clausen, Jimmy	2010-2012	23	57	2.5	11	0	0
Harris, Joey	2004	15	53	3.5	19	0	0
Mayfield, Baker	2022	16	52	3.3	17	1	0
Anderson, Robbie	2020-2022	7	51	7.3	30	0	0
Walker, PJ	2020-2022	18	50	2.4	20	0	0
Ogbonnaya, Chris	2014	14	50	3.6	9	1	0
Dalton, Andy	2023-2024	14	46	3.3	18	0	0
Brown, Spencer	2021-22	9	43	4.5	7	0	0
Robertson, Jamal	2004-2005	14	41	2.9	11	1	0
Philyaw, Dino	1996	12	38	3.2	8	1	0
Lewis, Jeff	1999-2000	12	37	3.1	19	0	0
Armah, Alex	2017-2020	21	35	1.7	4	3	0
Cannon, Trenton	2020	10	33	3.3	13	0	0
Wright, Jarius	2018-2019	3	32	10.7	34	0	0
Heinicke, Taylor	2018	5	31	6.2	19	0	0
Vaughan, Josh	2010-2011	10	31	3.1	9	1	0
Chinn, Jeremy	2020-2023	2	29	1.0	28	0	0
Carruth, Rae	1996-1999	7	27	3.9	6	0	0

ALL-TIME CAREER RUSHERS

PLAYER	YEARS	RSH	YDS	AVG	LONG	TDs	100-YD GAMES
Clay, Kaelin	2017	2	27	13.5	29	0	0
Moore, Matt	2007-2010	20	27	1.4	8	0	0
Bates, Michael	1996-2000	8	25	3.1	12	0	0
Craig, Dameyune	1999-2001	5	24	4.8	13	0	0
Stevens, Tommy	2020	4	24	6.0	10	0	0
Shelton, Eric	2005-2006	8	23	2.9	9	0	0
Anderson, Derek	2011-2017	25	22	0.9	8	0	0
Fiammetta, Tony	2009-2010	7	22	3.1	11	0	0
Grier, Will	2019	7	22	3.1	11	0	0
Testaverde, Vinny	2007	9	22	2.4	16	0	0
Metcalf, Eric	1999	2	20	10.0	17	0	0
Montgomery, Joe	2002	7	20	2.9	5	0	0
Shepard, Russell	2017	2	19	9.5	11	0	0
Carter, Drew	2004-2007	2	18	9.0	11	0	0
Bennett, Brandon	2004	6	17	2.8	11	1	0
Cadet, Travaris	2018	11	17	1.5	5	0	0
Pilares, Kealoha	2011-2012	1	17	17.0	5	0	0
Chandler, Sean	2021 - 2022	2	16	8.0	14	0	0
Cotchery, Jerricho	2014-2015	1	16	16.0	16	0	0
Jeffers, Patrick	1999-2001	2	16	8.0	23	0	0
Legette, Xavier	2024	4	16	4.0	8	0	0
Adams, Joe	2012	3	13	4.3	5	0	0
Brockel, Richie	2011-2015	4	13	3.3	7t	1	0
Peete, Rodney	2002-2004	23	13	0.6	10	0	0
Byrd, Damiere	2016-2018	1	12	12.0	12	0	0
Edwards, Armanti	2010-2013	2	12	6.0	7	0	0
Hoard, Leroy	1996	5	11	2.2	5	0	0
Tremble, Tommy	2021 - 2024	3	11	3.7	7	0	0
Jarrett, Dwayne	2007-2010	1	11	11.0	11	0	0
Felton, Jerome	2011	3	10	3.3	4	0	0
Scarlett, Jordan	2019	4	9	2.3	6	0	0
Stone, Dwight	1995-1998	2	9	4.5	6	0	0
Lytle, Matt	2001	2	8	4.0	4	0	0
Barner, Kenjon	2013	6	7	1.2	2	0	0
Boone, Mike	2024	4	7	1.8	5	0	0
Colbert, Kerry	2004-2007	1	6	6.0	6	0	0
Johnson, Diontae	2024	2	6	3.0	4	0	0
Thielen, Adam	2023-2024	1	6	6.0	6	0	0
Jones, Colin	2012-2019	1	5	5.0	5	0	0
Mingo, Jonathan	2023-2024	2	5	2.5	3	0	0

ALL-TIME CAREER RUSHERS

PLAYER	YEARS	RSH	YDS	AVG	LONG	TDs	100-YD GAMES
Senn, Jordan	2010-2013	1	5	5.0	5	0	0
Smith, Armond	2012-2013	7	5	0.7	5	0	0
Johnson, Keyshawn	2006	1	4	4.0	4	1	0
Haynes, Alex	2007	3	3	1.0	3	0	0
Murphy, Louis	2012	1	3	3.0	3	0	0
Reich, Frank	1995	1	3	3.0	3	0	0
Basanez, Brett	2006	1	2	2.0	2	0	0
Gettis, David	2010-2012	3	2	0.7	19	0	0
Guliford, Eric	1995	2	2	1.0	1	0	0
Hartsfield, Myles	2020-2022	2	2	1.0	2	0	0
Avant, Jason	2014	1	1	1.0	1	0	0
Green, Willie	1995-1996	1	1	1.0	1	0	0
Proehl, Ricky	2003-2005	2	1	0.5	9	0	0
Zylstra, Brandon	2019-2021	1	1	1.0	1	0	0
Baker, Jason	2005-2011	1	0	0.0	0	0	0
Poole, Tauren	2014	1	0	0.0	0	0	0
Sauerbrun, Todd	2001-2004	1	0	0.0	0	0	0
Nortman, Brad	2012-2015	1	-1	-1.0	-1	0	0
Webb, Joe	2014-2016	1	-1	-1.0	-1	0	0
Bono, Steve	1999	2	-2	-1.0	-1	0	0
Byrd, Isaac	2000-2002	2	-2	-1.0	-2	0	0
Dalton, Andy	2023-2024	2	-2	-1.0	-1	0	0
Presley, De'Andre	2014	1	-2	-2.0	-2	0	0
Rosario, Dante	2007-2010	1	-2	-2.0	-2	0	0
McCown, Josh	2008	4	-3	-0.8	0	0	0
Smith, Shi	2021 - 2022	1	-3	-3.0	-3	0	0
Carrier, Mark	1995-1998	3	-4	-1.3	4	0	0
Hankton, Karl	2000-2006	2	-4	-2.0	2	0	0
Nakamura, Haruki	2012	1	-4	-4.0	-4	0	0
Walter, Ken	1997-2000	5	-5	-1.0	-5	0	0
Hekker, Johnny	2023	1	-11	-11.0	-11	0	0
TOTAL		13,199	54,881	4.2	84	405	106

ALL-TIME CAREER RECEIVERS

RECEIVING YARDS	YEARS	REC	YDS	AVG	LONG	TDs	100-YD GAMES
Smith, Steve	2001-2013	836	12,197	14.6	80t	67	43
Muhammad, Muhsin	1996-04; 2008-09	696	9,255	13.3	72t	50	27
Olsen, Greg	2011-2019	524	6,463	12.3	78t	39	11
Moore, DJ	2018-2022	364	5,201	14.3	82	21	15
Walls, Wesley	1996-2002	324	3,902	12.0	54	44	3
McCaffrey, Christian	2017-2022	390	3,292	8.4	49	18	5
Carrier, Mark	1995-1998	176	2,547	14.5	66t	13	5
Benjamin, Kelvin	2014-2017	168	2,424	14.4	51	18	5
LaFell, Brandon	2010-2013	167	2,385	14.3	91t	13	2
Funchess, Devin	2015-2018	161	2,233	13.9	52	21	2
Samuel, Curtis	2017-2020	185	2,087	11.3	53t	14	3
Ginn Jr., Ted	2013, 2015-2016	134	2,047	15.3	88t	19	2
Hayes, Donald	1998-2001	132	1,855	14.1	56t	7	2
Anderson, Robbie	2020-2022	161	1,821	11.3	75t	9	4
Ismail, Raghیب	1996-1998	117	1,657	14.2	62	10	5
Williams, DeAngelo	2006-2014	178	1,621	9.1	72t	7	1
Green, Willie	1995-1996	93	1,496	16.1	89t	9	5
Colbert, Keary	2004-2007	109	1,424	13.1	63	7	2
Mangum, Kris	1997-2006	151	1,424	9.4	35	9	0
Proehl, Ricky	2003-2005	86	1,327	15.4	69	8	2
Stewart, Jonathan	2008-2017	162	1,295	8.0	55t	7	1
Jeffers, Patrick	1999-2001	77	1,209	15.7	88t	12	5
Thielen, Adam	2023-2024	111	1,123	10.1	32	5	3
Cotchery, Jerricho	2014-2015	87	1,065	12.2	59	4	0
Thomas, Ian	2018-2024	116	1,055	9.1	50	4	0
Hoover, Brad	2000-2009	145	1,046	7.2	34	6	0
Brown, Corey	2014-2016	79	1,019	12.9	47t	7	0
Foster, DeShaun	2002-2007	126	996	7.9	47	4	0
Carter, Drew	2004-2007	71	977	13.8	49	8	2
King, Jeff	2006-2010	112	923	8.2	32	9	0
Byrd, Isaac	2000-2002	73	897	12.3	42	4	0
Rosario, Dante	2007-2010	82	894	10.9	54	5	0
Goings, Nick	2001-2008	110	880	8.0	37	3	0
Johnson, Anthony	1995-1999	103	816	7.9	55	2	0
Johnson, Keyshawn	2006	70	815	11.6	40	4	1
Dickson, Ed	2014-2017	67	807	12.0	64	5	1
Carruth, Rae	1997-1999	62	804	13.0	52	4	2
Biakabutuka, Tshimanga	1996-2001	77	789	10.2	47	3	0
Tolbert, Mike	2012-2016	94	771	8.2	40	6	0

ALL-TIME CAREER RECEIVERS

RECEIVING YARDS	YEARS	REC	YDS	AVG	LONG	TDs	100-YD GAMES
Marshall Jr., Terrace	2021-2023	64	767	12.0	43	1	0
Wright, Jarius	2018-2019	71	743	10.5	33	1	0
Hubbard, Chuba	2021-2024	102	686	6.7	45	2	0
Tremble, Tommy	2021-2024	71	620	8.7	30	7	0
Mingo, Jonathan	2023-2024	55	539	9.8	40	0	0
Chark Jr., DJ	2023	35	525	15.0	47t	5	0
Gettis, David	2010-2012	37	508	13.7	88	3	1
Naanee, Legedu	2011	44	467	10.6	28	1	0
Shockey, Jeremy	2011	37	455	12.3	29	4	0
Guliford, Eric	1995	29	444	15.3	49	1	0
Jarrett, Dwayne	2007-2010	35	428	12.2	30t	1	0
Floyd, William	1998-2000	62	416	6.7	25	2	0
Bersin, Brenton	2014-2017	32	415	13.0	30	1	0
Smith, Shi	2021 - 2022	28	400	14.3	63	2	0
Whittaker, Fozzy	2014-2018	47	397	8.4	28t	2	0
Zylstra, Brandon	2019-2021	29	391	13.5	55	1	0
Davis, Mike	2019-2020	59	373	6.3	23	2	0
Johnson, Diontae	2024	30	357	11.9	39	3	1
Murphy, Louis	2012	25	336	13.4	55	1	0
Gaines, Michael	2004-2006	31	335	10.8	38	2	0
Shenault Jr., Laviska	2022-2023	37	332	9.0	67	1	0
Goodson, Mike	2009-2011	43	329	7.7	32	0	0
Barnidge, Gary	2008-2012	18	320	17.8	55	1	0
Griffith, Howard	1995-1996	38	286	7.5	21	2	0
Greene, Scott	1996-1997	42	284	6.8	25	2	0
Lane, Fred	1997-1999	43	275	6.4	23	0	0
Abdullah, Ameer	2021	35	272	7.8	18	1	0
Hankton, Karl	2000-2006	20	267	13.4	31	0	0
Sanders, Miles	2023-2024	46	257	5.6	27	0	0
Christian, Bob	1995-1996	29	255	8.8	23	1	0
Hetherington, Chris	1999-2001	37	240	6.5	19	1	0
Davis, Stephen	2003-2005	21	236	11.2	25	0	0
Legette, Xavier	2024	22	211	9.6	35	3	0
Shepard, Russell	2017	17	202	11.9	40t	1	0
Avant, Jason	2014	21	201	9.6	22	1	0
Oliver, Winslow	1996-1998	21	191	9.1	29	0	0
Smith, Torrey	2018	17	190	11.2	35	2	0
Coker, Jalen	2024	12	186	15.5	31	1	0
Hurst, Hayden	2023	18	184	10.2	48	1	0
Hackett, DJ	2008	13	181	13.9	37	0	0

ALL-TIME CAREER RECEIVERS

RECEIVING YARDS	YEARS	REC	YDS	AVG	LONG	TDs	100-YD GAMES
Smith, Lamar	2002	20	167	8.4	58	0	0
Broughton, Luther	1997-1998; 2001	8	164	20.5	68t	1	0
Sanders, Ja'Tavion	2024	20	158	7.9	29	0	0
Seidman, Mike	2003-2006	18	158	8.8	27	2	0
Beebe, Don	1995	14	152	10.9	24	1	0
Manhertz, Chris	2016-2020	12	142	11.8	50t	1	0
Blackshear, Raheem	2022-2024	16	138	8.6	27	0	0
Metcalfe, Eric	1999	11	133	12.1	33	0	0
Sutton, Tyrell	2009-2010	18	132	7.3	14	0	0
Byrd, Damiere	2016-2018	12	129	10.8	31	2	0
Mills, Ernie	1997	11	127	11.5	37	1	0
Wiggins, Jermaine	2002-2003	16	125	7.8	23	2	0
Edwards, Armanti	2010-2013	5	121	24.2	82	0	0
Smith, Rodney	2020-2021	14	107	7.6	17	0	0
Clowney, David	2010	6	102	17.0	31	0	0
Ricci, Gio	2021-2023	9	102	11.3	32	0	0
Huntley, Richard	2001	21	101	4.8	23	1	0
Bonnafeon, Reggie	2019-2021	10	87	8.7	32	1	0
Artis-Payne, Cameron	2015-2018	10	86	8.6	20	0	0
Brown, Dee	2002	17	86	5.1	15	1	0
Arnold, Dan	2021	7	84	12.0	19	0	0
Gardner, Rod	2005	9	84	9.3	15	1	0
Moore, David	2024	9	83	9.2	14	0	0
Workman, Vince	1995	13	74	5.7	14	0	0
Cooper, Pharoh	2020	5	73	14.6	32	0	0
Hogan, Chris	2019	8	67	8.4	0	0	0
Moore, Kenny	2008-2009	6	59	9.8	22	0	0
Clay, Kaelin	2017	5	57	11.4	15	0	0
Crawford, Casey	2000-2001	5	57	11.4	16	1	0
Erickson, Alex	2021	3	55	18.3	25	0	0
Hixon, Domenik	2013	7	55	7.9	14t	1	0
Kinchen, Brian	1999-2000	6	52	8.7	26t	2	0
Smith-Marsette, Ihmir	2023	8	51	6.4	18	0	0
White, DeAndrew	2019	4	51	12.8	18	0	0
Rasby, Walter	1995-1997	6	48	8.0	15	0	0
Uwaezuoke, Iheanyi	2000	4	46	11.5	21	0	0
Strachan, Mike	2023	1	45	45.0	45	0	0
Williams, Brandon	2013-2015	4	44	11.0	16	0	0
Williams, Brandon	2013-2015	4	44	11.0	16	0	0

ALL-TIME CAREER RECEIVERS

RECEIVING YARDS	YEARS	REC	YDS	AVG	LONG	TDs	100-YD GAMES
Fauria, Christian	2007	5	39	7.8	16	2	0
Biddle, Taye	2006	3	37	12.3	22	0	0
Robinson, Ryne	2007-2008	4	35	8.8	12	0	0
Fiammetta, Tony	2009-2010	5	34	6.8	11	0	0
Newton, Cam	2011-2019, 2021	1	33	33.0	27	0	0
Campbell, Matt	1995-2000	3	32	10.7	12	0	0
Jones, Mark	2008	2	32	16.0	19	0	0
Roberts, Seth	2020	4	31	7.8	12	0	0
Reaves, Darrin	2014	5	31	6.2	16	0	0
Hartsock, Ben	2011-2013	2	30	15.0	25	0	0
Kirkwood, Keith	2020-2021	4	30	7.5	13	0	0
Armah, Alex	2017-2020	8	29	3.6	14	0	0
Moore, David	2024	3	27	9.0	14	0	0
Foreman, D'Onta	2022	5	26	5.2	23	0	0
Brockel, Richie	2011-2015	4	25	6.3	12	0	0
Anderson, C.J.	2018	1	24	24.0	24	1	0
Felton, Jerome	2011	2	24	12.0	17	0	0
Thomas, Blair	1995	3	24	8.0	14	0	0
Tillman, Lawyer	1995	2	22	11.0	12	0	0
Webb, Joe	2014-2016	2	19	9.5	16	0	0
Stone, Dwight	1995-1998	2	18	9.0	11	0	0
Cannon, Trenton	2020	3	16	5.3	19	0	0
Smart, Rod	2002-2005	4	16	4.0	5	0	0
Freeman, Royce	2021	3	15	5.0	8	0	0
Dyson, Kevin	2003	2	15	7.5	9	0	0
Haynes, Alex	2007	3	14	4.7	6	0	0
Moore, Derrick	1995	4	12	3.0	5	0	0
Saunders, C.J.	2021	2	11	5.5	8	0	0
Barner, Kenjon	2013, 2018	3	10	3.3	5	0	0
Brown, Spencer	2021-2022	2	10	5.0	9	0	0
Simonson, Scott	2015-2017	1	10	10.0	10	0	0
Adams, Joe	2012	1	7	7.0	7	0	0
Thompson, Colin	2020-2021	1	7	7.0	7	1	0
Snead, Willie	2021	1	6	6.0	6	0	0
Martin, Charly	2009-2010	1	6	6.0	6	0	0
Shelton, Eric	2006	1	6	6.0	6	0	0
Cadet, Travaris	2018	1	5	5.0	5	0	0
Ajirotutu, Seyi	2011	1	4	4.0	4	0	0
Ajirotutu, Seyi	2011	1	4	4.0	4	0	0

ALL-TIME CAREER RECEIVERS

RECEIVING YARDS	YEARS	REC	YDS	AVG	LONG	TDs	100-YD GAMES
Craig, Dameyune	1999-2001	2	4	2.0	4	0	0
Dennis, Mark	1995-1996	1	3	3.0	3	0	0
Gross, Jordan	2003-13	0	1	0.0	1	0	0
Collins, Kerry	1995-1998	1	-11	-11.0	-11	0	0
TOTAL		8,976	104,112	11.6	91t	591	161

ALL-TIME INTERCEPTIONS

INTERCEPTORS	YEARS	INTS	YDS	AVG	Long	TDs
Gamble, Chris	2004-2012	27	326	12.1	61t	2
Davis, Eric	1996-2000	25	226	9.0	56t	2
Kuechly, Luke	2012-2019	18	153	8.5	32t	1
Minter, Mike	1997-2006	17	421	24.8	62	4
Marshall, Richard	2006-2010	14	315	22.5	73	2
Evans, Doug	1998-2001	14	162	11.6	49	1
Lucas, Ken	2005-2008	13	158	12.2	43	0
Jackson, Donte	2018-2023	13	156	12.0	66	0
Davis, Thomas	2005-2018	13	79	6.1	31	0
Godfrey, Charles	2008-2014	11	179	16.3	38	1
Coleman, Kurt	2015-2017	11	146	13.3	37	2
Grant, Deon	2000-2003	11	137	12.5	43	0
Beason, Jon	2007-2013	9	107	11.9	44	0
Manning, Ricky	2003-2005	9	99	11.0	30	1
Munnerlyn, Captain	2009-13; 2017-18	8	232	29.0	74t	5
Bradberry, James	2016-2019	8	53	6.6	29	0
Boston, Tre	2014-16; 2019-20	7	133	19.0	84t	1
Cota, Chad	1995-1997	7	91	13.0	35	0
Norman, Josh	2012-2015	7	172	24.6	46t	2
Maxie, Brett	1995-1996	7	94	13.4	49	0
Witherspoon, Will	2002-2005	7	93	13.3	35	1
Mills, Sam	1995-1997	7	86	12.3	36t	1
Martin, Sherrod	2009-2012	7	85	12.1	34	0
Hitchcock, Jimmy	2000-2001	6	181	30.2	88t	1
Peppers, Julius	2002-09; 2017-18	6	177	29.5	97	2
Terrell, Pat	1995-1997	6	39	6.5	21	0
Morgan, Dan	2001-2007	5	56	11.2	22	0
Adams, Mike	2017-2018	5	53	10.6	40	0
Harris, Chris	2007-2009	5	49	9.8	30	0
Horn, Jaycee	2021-2024	5	62	12.4	31	0
Poole, Tyrone	1995-1997	5	43	8.6	35	0
Howard, Reggie	2001-2003	5	37	7.4	16	0
Wallace, Al	2002-2006	4	96	24.0	53	0
Brady, Jeff	1998	4	85	21.3	43	0
Branch, Colin	2003-2006	4	79	19.8	76	0
Mitchell, Mike	2013	4	63	15.8	38	0
Harper, Roman	2014-2015	4	43	10.8	31t	1
McKyer, Tim	1995	3	99	33.0	96t	1
McCree, Marlon	2005	3	73	24.3	46	0

ALL-TIME INTERCEPTIONS

INTERCEPTORS	YEARS	INTS	YDS	AVG	Long	TDs
White, Melvin	2013-2014	3	32	10.7	23	0
Woods, Xavier	2022-2024	3	32	10.7	33	0
Cook, Toi	1996-1997	3	28	9.3	22	0
Worley, Daryl	2016-2017	3	22	7.3	22	0
Cooper, Deke	2002; 2007	3	19	6.3	19	0
Jones, Colin	2012-2019	3	15	5.0	10	0
Anderson, James	2006-2012	3	6	2.0	5	0
Lester, Robert	2013-2014	3	5	1.7	5	0
Cason, Antoine	2014	2	81	40.5	80	0
Cockrell, Ross	2018-2019	2	70	35.0	37	0
Thompson, Shaq	2015-2024	3	51	17.0	29	0
Henderson, CJ	2021-2023	2	74	37.0	54	0
Fields, Mark	2002-2004	2	51	25.5	30	0
Florence, Drayton	2013	2	40	20.0	38t	1
Nakamura, Haruki	2012	2	39	19.5	21	0
Buckner, Brentson	2001-2005	2	37	18.5	29	0
Alexander, Brent	1998-1999	2	18	9.0	18	0
Greene, Kevin	1996,1998-1999	2	18	9.0	18	0
Burris, Juston	2020-2022	2	17	8.5	17	0
Wells, Dean	1999-2001	2	15	7.5	14	0
Gilmore, Stephon	2021	2	13	6.5	13	0
McDaniel, Emmanuel	2002	2	13	6.5	13	0
Cousin, Terry	2002	2	4	2.0	4	0
Gilbert, Sean	1998-2002	2	4	2.0	4	0
Brown, Derrick	2020-2024	2	2	1.0	2	0
Benwikere, Bené	2014-2016	2	1	0.5	1	0
Williams, Shaun	2006	2	1	0.5	1	0
Chinn, Jeremy	2020 - 2023	2	0	0.0	0	0
Tillman, Charles	2015	2	0	0.0	0	0
Woods, Xavier	2022-2024	2	-1	-0.5	2	0
Franklin Jr., Sam	2020-2024	1	99	99.0	99	1
Hill, Troy	2023-2024	1	61	61.0	61	1
Stanford, R.J.	2010-2011	1	53	53.0	53	0
Smith, Rod	1995-1996,1997-	1	43	43.0	43	0
Lofton, Steve	1995-1996,1998-	1	42	42.0	42	0
Reid, Eric	2018-2019	1	39	39.0	39	0
DeCoud, Thomas	2014	1	35	35.0	35	0
Luvu, Frankie	2021-2023	1	33	33.0	33	1
McDowell, Bubba	1995	1	33	33.0	33	0
Kragen, Greg	1995-1997	1	29	29.0		0

ALL-TIME INTERCEPTIONS

INTERCEPTORS	YEARS	INTS	YDS	AVG	Long	TDs
Edwards, Dwan	2012-2015	1	27	27.0	27	0
Richardson, Damien	1998-2004	1	27	27.0	27	0
McClain, Robert	2010; 2015-2016	1	24	24.0	24	0
Veland, Tony	1998	1	24	24.0	24	0
Allen, Brian	2002-2004	1	21	21.0	21	0
Senn, Jordan	2009-2013	1	21	21.0	21	0
Nelson, Jonathan	2011	1	20	20.0	20	0
Williams, Teddy	2015-2017	1	19	19.0	19	0
Moorehead, Kindal	2003-2007	1	17	17.0	17	1
Bell, Vonn	2023	1	11	11.0	11	0
Barrow, Micheal	1997-1999	1	10	10.0	10	0
Burton, Shane	2002-2003	1	10	10.0	10	0
Hawkins, Artrell	2004	1	9	9.0	9	0
Kesier, Thomas	2011-2012	1	9	9.0	9	0
Klein, A.J.	2013-2015	1	8	8.0	8	0
Morton, Christian	2006	1	8	8.0	8	0
Ealy, Kony	2014-2016	1	7	7.0	7	0
McGill, Lenny	1998	1	6	6.0	6	0
Johnson, Ed	2010	1	5	5.0	5	0
Manuel, Marquand	2007	1	4	4.0	4	0
Roy, Bravvion	2020 - 2022	1	3	3.0	3	0
Lloyd, Greg	1998	1	3	3.0	3	0
Jackson, Mike	2024	1	1	1.0	1	0
King, Shawn	1995-1998	1	1	1.0	1	0
Lathon, Lamar	1995-1998	1	1	1.0	1	0
Jones, Deion	2023	1	0	0.0	0	0
Anderson, Rashard	2000-2001	1	0	0.0	0	0
Brown, Everette	2009-2010	1	0	0.0	0	0
Diggs, Na'il	2006-2009	1	0	0.0	0	0
Elliott, Javien	2019	1	0	0.0	0	0
Navies, Hannibal	2000-2002	1	0	0.0	0	0
Obada, Efe	2018-2019	1	0	0.0	0	0
Pieri, Damon	1995-1997	1	0	0.0	0	0
Robinson, Eugene	2000	1	0	0.0	0	0
Rucker, Mike	1999-2007	1	0	0.0	0	0
Thomas, Josh	2011-13	1	0	0.0	0	0
Towns, Lester	2000-2003	1	0	0.0	0	0
Whitehead, Tahir	2020	1	0	0.0	0	0
Williams, Jay	2000-2002	1	0	0.0	0	0
Woodall, Lee	2000	1	0	0.0	0	0

ALL-TIME INTERCEPTIONS

INTERCEPTORS	YEARS	INTS	YDS	AVG	Long	TDs
Pugh, Jordan	2010-2011	1	-2	-2.0	-2	0
TOTAL		437	6,080	13.9	99	34

***UPDATED
PLAYER BIOS***



CURRENT PLAYERS



**RAHEEM
BLACKSHEAR**
5'9" // 190

VIRGINIA TECH
PHILADELPHIA, PA.

3

RB

EXPERIENCE (YEARS)

NFL

PANTHERS

3

3

BIRTHDATE

6.5.98

ACQUIRED

FA-22

RAHEEM BLACKSHEAR'S NFL REGULAR SEASON RUSHING/RECEIVING STATISTICS

DATE	TEAM	GP	GS	RUSHING					RECEIVING				
				NO.	YDS.	AVG.	LG	TD	NO.	YDS.	AVG.	LG	TD
2022	Panthers	13	1	23	77	3.3	16	3	10	93	9.3	27	0
2023	Panthers	12	0	14	46	3.3	9	0	6	45	7.5	19	0
2024	Panthers	8	0	0	0	0.0	0	0	0	0	0.0	0	0
NFL TOTALS		33	1	37	123	3.3	16	3	16	138	8.6	27	0


RAHEEM BLACKSHEAR'S NFL REGULAR SEASON RETURN STATISTICS

DATE	TEAM	RET.	KICKOFF RETURNS				PUNT RETURNS					
			YDS.	AVG.	LG	TD	NO.	FC	YDS.	AVG.	LG	TD
2022	Panthers	19	513	27.0	66	0	6	0	55	9.2	21	0
2023	Panthers	16	430	26.9	52	0	0	0	0	0.0	0	0
2024	Panthers	23	589	25.6	43	0	10	2	94	9.4	16	0
NFL TOTALS		58	1,532	26.4	66	0	16	2	149	9.3	21	0

2024 GAME-BY-GAME REGULAR-SEASON STATISTICS (PANTHERS)

DATE	OPPONENT	P/S	RUSHING					RECEIVING					W/L	SCORE
			NO.	YDS.	AVG.	LG	TD	NO.	YDS.	AVG.	LG	TD		
09/08	at Saints	P	0	0	0.0	0	0	0	0	0.0	0	0	L	10-47
09/15	Chargers	P	0	0	0.0	0	0	0	0	0.0	0	0	L	3-26
09/22	at Raiders	P	0	0	0.0	0	0	0	0	0.0	0	0	W	36-22
09/29	Bengals	P	0	0	0.0	0	0	0	0	0.0	0	0	L	24-34
10/06	at Bears	P	0	0	0.0	0	0	0	0	0.0	0	0	L	10-36
10/13	Falcons	P	0	0	0.0	0	0	0	0	0.0	0	0	L	20-38
10/20	at Commanders	P	0	0	0.0	0	0	0	0	0.0	0	0	L	7-40
10/27	at Broncos	P	0	0	0.0	0	0	0	0	0.0	0	0	L	14-28
2024 TOTALS		8-0	0	0	0.0	0	0	0	0	0.0	0	0	1-7	

CURRENT PLAYERS



MIKE BOONE
5'10" // 205

CINCINNATI
MACLENNY, FLA.

34

RB

EXPERIENCE (YEARS)

NFL

PANTHERS

7

2

BIRTHDATE

7.30.95

ACQUIRED

FA-23

MIKE BOONE'S NFL REGULAR SEASON RUSHING/RECEIVING STATISTICS

DATE	TEAM	RUSHING							RECEIVING				
		GP	GS	NO.	YDS.	AVG.	LG	TD	NO.	YDS.	AVG.	LG	TD
2018	Vikings	8	0	11	47	4.3	20	0	2	1	0.5	1	0
2019	Vikings	16	2	49	273	5.6	59	3	3	17	5.7	7	0
2020	Vikings	16	0	11	59	5.4	19	1	2	10	5.0	6	0
2021	Broncos	8	0	4	35	8.8	16	0	2	22	11.0	19	0
2022	Broncos	9	0	24	102	4.3	18	0	9	96	10.7	34	0
2023	Texans	9	0	5	23	4.6	11	0	7	40	5.7	12	0
2023	Panthers	0	0	0	0	0.0	0	0	0	0	0.0	0	0
2023	TOTAL	9	0	5	23	4.6	11	0	7	40	5.7	12	0
2024	Panthers	2	0	4	7	1.8	5	0	0	0	0.0	0	0
NFL TOTALS		68	2	108	546	5.1	59	4	25	186	7.4	34	0

MIKE BOONE'S NFL REGULAR SEASON RETURN STATISTICS

DATE	TEAM	KICKOFF RETURNS					PUNT RETURNS					
		RET.	YDS.	AVG.	LG	TD	NO.	FC	YDS.	AVG.	LG	TD
2018	Vikings	0	0	0.0	0	0	0	0	0	0.0	0	0
2019	Vikings	0	0	0.0	0	0	0	0	0	0.0	0	0
2020	Vikings	1	17	17.0	17	0	0	0	0	0.0	0	0
2021	Broncos	0	0	0.0	0	0	0	0	0	0.0	0	0
2022	Broncos	0	0	0.0	0	0	0	0	0	0.0	0	0
2023	Texans	4	66	16.5	25	0	0	0	0	0.0	0	0
2023	Panthers	0	0	0.0	0	0	0	0	0	0.0	0	0
2023	TOTAL	4	66	16.5	25	0	0	0	0	0.0	0	0
2024	Panthers	0	0	0.0	0	0	0	0	0	0.0	0	0
NFL TOTALS		5	83	16.6	25	0	0	0	0	0.0	0	0


100-YARD RUSHING GAMES (1): REGULAR SEASON

DATE	TEAM	ATT.	YDS.	AVG.	LG	TD
12/29/19	BEARS	17	148	8.7	59	1

2024 GAME-BY-GAME REGULAR-SEASON STATISTICS (PANTHERS)

DATE	OPPONENT	P/S	RUSHING					RECEIVING					W/L	SCORE
			NO.	YDS.	AVG.	LG	TD	NO.	YDS.	AVG.	LG	TD		
09/08	at Saints												L	10-47
09/15	Chargers												L	3-26
09/22	at Raiders	P	0	0	0.0	0	0	0	0	0.0	0	0	W	36-22
09/29	Bengals												L	24-34
10/06	at Bears												L	10-36
10/13	Falcons												L	20-38
10/20	at Commanders												L	7-40
10/27	at Broncos												L	14-28
2024 TOTALS		1-0	0	0	0.0	0	0	0	0	0.0	0	0	1-7	

CURRENT PLAYERS



**JONATHON
BROOKS**

6'0" // 207

**TEXAS
HALLETTVILLE, TEXAS**

24

RB

EXPERIENCE (YEARS)

NFL

PANTHERS

R

R

BIRTHDATE

7.21.03

ACQUIRED

D2-24

JONATHON BROOKS' NFL REGULAR SEASON RUSHING/RECEIVING STATISTICS

DATE	TEAM	RUSHING								RECEIVING				
		GP	GS	NO.	YDS.	AVG.	LG	TD	NO.	YDS.	AVG.	LG	TD	
2024	Panthers	0	0	0	0	0.0	0	0	0	0	0.0	0	0	
NFL TOTALS		0	0	0	0	0.0	0	0	0	0	0.0	0	0	


JONATHON BROOKS' NFL REGULAR SEASON RETURN STATISTICS

DATE	TEAM	KICKOFF RETURNS					PUNT RETURNS					
		RET.	YDS.	AVG.	LG	TD	NO.	FC	YDS.	AVG.	LG	TD
2024	Panthers	0	0	0.0	0	0	0	0	0	0.0	0	0
NFL TOTALS		0	0	0.0	0	0	0	0	0	0.0	0	0

2024 GAME-BY-GAME REGULAR-SEASON STATISTICS (PANTHERS)

DATE	OPPONENT	P/S	RUSHING						RECEIVING					
			NO.	YDS.	AVG.	LG	TD	NO.	YDS.	AVG.	LG	TD	W/L	SCORE
09/08	at Saints												L	10-47
09/15	Chargers												L	3-26
09/22	at Raiders												W	36-22
09/29	Bengals												L	24-34
10/06	at Bears												L	10-36
10/13	Falcons												L	20-38
10/20	at Commanders												L	7-40
10/27	at Broncos												L	14-28
2024 TOTALS		0-0	0	0	0.0	0	0	0	0	0.0	0	0	0	1-7

CURRENT PLAYERS



**JA'TYRE
CARTER**
6'3" // 311
SOUTHERN
WHITE CASTLE, LA.

65
OL

EXPERIENCE (YEARS)

NFL	PANTHERS
3	1

BIRTHDATE
1.15.99

ACQUIRED
FA-24


JA'TYRE CARTER'S NFL REGULAR SEASON STATISTICS

DATE	TEAM	GP	GS
2022	Bears	3	0
2023	Bears	10	2
2024	Bears	0	0
2024	Panthers	0	0
2024	TOTAL	0	0
NFL TOTALS		13	2

2024 GAME-BY-GAME REGULAR-SEASON STATISTICS (BEARS/PANTHERS)

DATE	OPPONENT	P/S	W/L	SCORE
10/06	Panthers		W	36-10
				PRACTICE SQUAD
				Went from Bears to Panthers.
10/20	at Commanders		L	7-40
				PRACTICE SQUAD
2024 TOTALS		0-0	1-1	

CURRENT PLAYERS



DAN CHISENA
6'3" // 203
PENN STATE
DOWNINGTOWN, PA

88

WR

EXPERIENCE (YEARS)

NFL	PANTHERS	
4	1	

BIRTHDATE

2.25.97

ACQUIRED

FA-24

DAN CHISENA'S NFL REGULAR SEASON RUSHING/RECEIVING STATISTICS

DATE	TEAM	RECEIVING							RUSHING				
		GP	GS	NO.	YDS.	AVG.	LG	TD	NO.	YDS.	AVG.	LG	TD
2020	Vikings	14	0	0	0	0.0	0	0	0	0	0.0	0	0
2021	Vikings	11	0	0	0	0.0	0	0	0	0	0.0	0	0
2022	Vikings	2	0	0	0	0.0	0	0	0	0	0.0	0	0
2023	Vikings	0	0	0	0	0.0	0	0	0	0	0.0	0	0
2023	Cardinals	4	0	0	0	0.0	0	0	0	0	0.0	0	0
2023	TOTAL	4	0	0	0	0.0	0	0	0	0	0.0	0	0
2024	Cardinals	0	0	0	0	0.0	0	0	0	0	0.0	0	0
NFL TOTALS		31	0	0	0	0.0	0	0	0	0	0.0	0	0


DAN CHISENA'S NFL REGULAR SEASON RETURN STATISTICS

DATE	TEAM	KICKOFF RETURNS					PUNT RETURNS					
		RET.	YDS.	AVG.	LG	TD	NO.	FC	YDS.	AVG.	LG	TD
2020	Vikings	0	0	0.0	0	0	0	0	0	0.0	0	0
2021	Vikings	0	0	0.0	0	0	0	0	0	0.0	0	0
2022	Vikings	0	0	0.0	0	0	0	0	0	0.0	0	0
2023	Vikings	0	0	0.0	0	0	0	0	0	0.0	0	0
2023	Cardinals	0	0	0.0	0	0	0	0	0	0.0	0	0
2023	TOTAL	0	0	0.0	0	0	0	0	0	0.0	0	0
2024	Cardinals	0	0	0.0	0	0	0	0	0	0.0	0	0
NFL TOTALS		0	0	0.0	0	0	0	0	0	0.0	0	0

2024 GAME-BY-GAME REGULAR-SEASON STATISTICS (CARDINALS)

DATE	OPPONENT	P/S	RECEIVING					RUSHING					W/L	SCORE
			NO.	YDS.	AVG.	LG	TD	NO.	YDS.	AVG.	LG	TD		
09/08	at Bills												L	28-34
09/15	Rams												W	41-10
09/22	Lions												L	13-20
09/29	Commanders												L	14-42
10/06	at 49ers												W	24-23
2024 TOTALS		0-0	0	0	0.0	0	0	0	0	0.0	0	0	2-3	

CURRENT PLAYERS



**BRADY
CHRISTENSEN**
6'6" // 300
BYU
BOUNTIFUL, UTAH

**70
G**

EXPERIENCE (YEARS)

NFL	PANTHERS
4	4

BIRTHDATE
9.27.96

ACQUIRED
D3A-21


BRADY CHRISTENSEN'S NFL REGULAR SEASON STATISTICS

DATE	TEAM	GP	GS
2021	Panthers	16	6
2022	Panthers	17	17
2023	Panthers	1	1
2024	Panthers	8	3
NFL TOTALS		42	27

2024 GAME-BY-GAME REGULAR-SEASON STATISTICS (PANTHERS)

DATE	OPPONENT	P/S	W/L	SCORE
09/08	at Saints	P	L	10-47
09/15	Chargers	P	L	3-26
09/22	at Raiders	P	W	36-22
09/29	Bengals	P	L	24-34
10/06	at Bears	P	L	10-36
10/13	Falcons	S	L	20-38
10/20	at Commanders	S	L	7-40
10/27	at Broncos	S	L	14-28
2024 TOTALS		8-3	1-7	

CURRENT PLAYERS



JALEN
COKER

6'3" // 213

HOLY CROSS
STERLING, VA.

18

WR

EXPERIENCE (YEARS)

NFL	PANTHERS		
R	R	BIRTHDATE	ACQUIRED
		10.30.01	UDFA-24

JALEN COKER'S NFL REGULAR SEASON RUSHING/RECEIVING STATISTICS

DATE	TEAM	RECEIVING							RUSHING				
		GP	GS	NO.	YDS.	AVG.	LG	TD	NO.	YDS.	AVG.	LG	TD
2024	Panthers	5	0	12	186	15.5	31	1	0	0	0.0	0	0
NFL TOTALS		5	0	12	186	15.5	31	1	0	0	0.0	0	0


JALEN COKER'S NFL REGULAR SEASON RETURN STATISTICS

DATE	TEAM	KICKOFF RETURNS					PUNT RETURNS					
		RET.	YDS.	AVG.	LG	TD	NO.	FC	YDS.	AVG.	LG	TD
2024	Panthers	0	0	0.0	0	0	0	0	0	0.0	0	0
NFL TOTALS		0	0	0.0	0	0	0	0	0	0.0	0	0

2024 GAME-BY-GAME REGULAR-SEASON STATISTICS (PANTHERS)

DATE	OPPONENT	P/S	RECEIVING					RUSHING					TD	W/L	SCORE
			NO.	YDS.	AVG.	LG	TD	NO.	YDS.	AVG.	LG	TD			
09/08	at Saints		PRACTICE SQUAD										L		10-17
09/15	Chargers		PRACTICE SQUAD										L		3-26
09/22	at Raiders		PRACTICE SQUAD										W		36-22
09/29	Bengals	P	0	0	0.0	0	0	0	0.0	0	0	0	L		24-34
10/06	at Bears	P	4	68	17.0	31	0	0	0	0.0	0	0	L		10-36
10/13	Falcons	P	3	30	10.0	15	0	0	0	0.0	0	0	L		20-38
10/20	at Commanders	P	1	10	10.0	10	0	0	0	0.0	0	0	L		7-40
10/27	at Broncos	P	4	78	19.5	29	1	0	0	0.0	0	0	L		14-28
2024 TOTALS		5-0	12	186	15.5	31	1	0	0	0.0	0	0	1-7		

CURRENT PLAYERS



AUSTIN CORBETT
6'4" // 305
NEVADA SPARKS, NEV.

63

C

EXPERIENCE (YEARS)

NFL	PANTHERS	BIRTHDATE
7	3	9.5.95
		ACQUIRED
		UFA-22 LAR

AUSTIN CORBETT'S NFL REGULAR SEASON STATISTICS

DATE	TEAM	GP	GS
2018	Browns	11	1
2019	Browns	3	0
2019	Rams	8	7
2019	TOTAL	11	7
2020	Rams	16	16
2021	Rams	17	17
2022	Panthers	17	17
2023	Panthers	4	4
2024	Panthers	5	5
NFL TOTALS		81	67

2024 GAME-BY-GAME REGULAR-SEASON STATISTICS (PANTHERS)

DATE	OPPONENT	P/S	W/L	SCORE
09/08	at Saints	S	L	10-47
09/15	Chargers	S	L	3-26
09/22	at Raiders	S	W	36-22
09/29	Bengals	S	L	24-34
10/06	at Bears	S	L	10-36
10/13	Falcons			INJURED RESERVE
10/20	at Commanders			INJURED RESERVE
10/27	at Broncos			INJURED RESERVE
2024 TOTALS		5-5	1-7	

CURRENT PLAYERS



JADEN CRUMEDY
6'5" // 305
MISSISSIPPI STATE
HATTIESBURG, MISS.

96

DT

EXPERIENCE (YEARS)

NFL	PANTHERS	BIRTHDATE	ACQUIRED
R	R	7.30.00	06-24

JADEN CRUMEDY'S NFL REGULAR SEASON DEFENSIVE STATISTICS

DATE	TEAM	GP	GS	TACKLES							INTERCEPTIONS					O. FUMB			ST			MISC					
				TK	S	A	TFL	YDS	SK	YDS	QBH	NO	YDS	LG	TD	PD	FF	FR	TD	YDS	TK	S	A	FF	FR	S	A
2024	Panthers	0	0	0	0	0	0	0	0	0.0	0.0	0	0	0	0	0	0	0	0	0	0	0	0	0	0	0	0
NFL TOTALS		0	0	0	0	0	0	0	0	0.0	0.0	0	0	0	0	0	0	0	0	0	0	0	0	0	0	0	0

2024 GAME-BY-GAME REGULAR-SEASON STATISTICS (PANTHERS)

DATE	OPPONENT	P/S	TACKLES							INTERCEPTIONS					O. FUMB			ST			MISC								
			TK	S	A	SK	YDS	TFL	YDS	QBH	NO	YDS	LG	TD	PD	FF	FR	TD	YDS	TK	S	A	FF	FR	S	A	W/L	SCORE	
09/08	at Saints									INJURED RESERVE											L							10-47	
09/15	Chargers									INJURED RESERVE											L								3-26
09/22	at Raiders									INJURED RESERVE											W								36-22
09/29	Bengals									INJURED RESERVE											L								24-34
10/06	at Bears									INJURED RESERVE											L								10-36
10/13	Falcons									INJURED RESERVE											L								20-38
10/20	at Commanders									INJURED RESERVE - DESIGNATED FOR RETURN											L								7-40
10/27	at Broncos									INJURED RESERVE - DESIGNATED FOR RETURN											L								14-28
2024 TOTALS			0	0	0	0.0	0.0	0	0	0	0	0	0	0	0	0	0	0	0	0	0	0	0	0	0	0	1-7		

CURRENT PLAYERS



ANDY DALTON
6'2" // 220

TCU
KATY, TEXAS

14
QB

EXPERIENCE (YEARS)

NFL

PANTHERS

14

2

BIRTHDATE

10.29.87

ACQUIRED

FA-23

ANDY DALTON'S NFL REGULAR SEASON PASSING/RUSHING STATISTICS

DATE	TEAM	GP	GS	PASSING											RUSHING				
				ATT.	CMP.	PCT.	YDS	AVG.	TD	INT.	LG	SK	LST	RATE	NO.	YDS.	AVG.	LG	TD
2011	Bengals	16	16	516	300	58.1	3,398	6.6	20	13	84	24	160	80.4	37	152	4.1	17	1
2012	Bengals	16	16	528	329	62.3	3,669	6.9	27	16	59t	46	229	87.4	47	120	2.6	17	4
2013	Bengals	16	16	586	363	61.9	4,293	7.3	33	20	82t	29	182	88.8	61	183	3.0	12	2
2014	Bengals	16	16	481	309	64.2	3,398	7.1	19	17	81t	21	124	83.5	60	169	2.8	20t	4
2015	Bengals	13	13	386	255	66.1	3,250	8.4	25	7	80t	20	118	106.3	57	142	2.5	12	3
2016	Bengals	16	16	563	364	64.7	4,206	7.5	18	8	86t	41	264	91.8	46	184	4.0	15	4
2017	Bengals	16	16	496	297	59.9	3,320	6.7	25	12	77t	39	255	86.6	38	99	2.6	25	0
2018	Bengals	11	11	365	226	61.9	2,566	7.0	21	11	49	21	157	89.6	16	99	6.2	21	0
2019	Bengals	13	13	528	314	59.5	3,494	6.6	16	14	66t	37	249	78.3	32	73	2.3	17	4
2020	Cowboys	11	9	333	216	64.9	2,170	6.5	14	8	69	24	184	87.3	28	114	4.1	13	0
2021	Bears	8	6	236	149	63.1	1,515	6.4	8	9	60t	18	143	76.9	16	76	4.8	14	0
2022	Saints	14	14	378	252	66.7	2,871	7.6	18	9	64	25	189	95.2	30	54	1.8	14	0
2023	Panthers	3	1	58	34	58.6	361	6.2	2	0	47t	3	27	88.4	3	12	4.0	10	0
2024	Panthers	6	5	160	106	66.3	989	6.2	7	6	39	7	37	82.0	11	34	3.1	18	0
TOTALS		175	168	5,614	3,514	62.6	39,500	7.0	253	150	86T	355	2,318	87.5	482	1,511	3.1	25	22

2024 GAME-BY-GAME REGULAR-SEASON STATISTICS (PANTHERS)

DATE	OPPONENT	P/S	PASSING											RUSHING					SCORE	
			ATT	CMP	YDS	PCT	Y/A	Y/C	TD	INT	LG	SK/YD	RATE	ATT	YDS	LG	TD	W/L		
09/08	at Saints	P	1	0	0	0.0	0.0	0.0	0	0	0	0/0	39.6	0	0	0	0	L	10-47	
09/15	Chargers		DID NOT PLAY (NON-INJURY)																L	3-26
09/22	at Raiders	S	37	26	319	70.3	8.6	12.3	3	0	35	2/13	123.6	2	-2	-1	0	W	36-22	
09/29	Bengals	S	40	25	220	62.5	5.5	8.8	2	1	39	0/0	83.3	3	9	6	0	L	24-34	
10/06	at Bears	S	28	18	136	64.3	4.9	7.6	0	1	31	3/20	61.0	1	3	3	0	L	10-36	
10/13	Falcons	S	38	26	221	68.4	5.8	8.5	2	2	21	0/0	78.9	3	21	18	0	L	20-38	
10/20	at Commanders	S	16	11	93	68.8	5.8	8.5	0	2	29	2/4	44.0	2	3	4	0	L	7-40	
10/27	at Broncos		ON INACTIVE LIST																L	14-28
2024 TOTALS		6-5	160	106	989	66.3	6.2	9.3	7	6	39	7/37	82.0	11	34	18	0	1-7		

CURRENT PLAYERS

300-YARD PASSING GAMES (34): REGULAR SEASON

DATE	TEAM	NO.	YDS.	AVG.	LG	TD
09/18/11	at Broncos	27	332	12.3	84	2
11/20/11	at Ravens	24	373	15.5	49t	1
09/16/12	BROWNS	24	318	13.3	50t	3
09/23/12	at Commanders	19	328	17.3	59t	3
10/14/12	at Browns	31	381	12.3	57t	3
10/13/13	at Bills	26	337	13.0	54	3
10/20/13	at Lions	24	372	15.5	82t	3
10/27/13	JETS	19	325	17.1	53	5
10/31/13	at Dolphins	32	338	10.6	26	0
12/22/13	VIKINGS	27	363	13.4	41	4
09/07/14	at Ravens	25	301	12.0	77t	1
10/12/14	PANTHERS	33	323	9.8	34t	2
12/07/14	STEELERS	21	302	14.4	81t	2
09/27/15	at Ravens	20	383	19.2	80t	3
10/04/15	CHIEFS	17	321	18.9	55t	1
10/11/15	SEAHAWKS	30	331	11.0	44	2
11/22/15	at Cardinals	22	315	14.3	42	2
09/11/16	at Jets	23	366	15.9	54t	1
09/18/16	at Steelers	31	366	11.8	29	1
10/23/16	BROWNS	19	308	16.2	48t	2
12/04/16	EAGLES	23	332	14.4	50	2
10/08/17	BILLS	22	328	14.9	77t	1
09/23/18	at Panthers	29	352	12.1	49	2
09/30/18	at Falcons	29	337	11.6	39t	3
09/08/19	at Seahawks	35	418	11.9	55t	2
09/15/19	49ERS	26	311	12.0	66t	2
10/27/19	at Rams	32	329	10.3	52	1
12/22/19	at Dolphins	33	396	12.0	34t	4
12/27/20	EAGLES	22	377	17.1	69	3
11/25/21	at Lions	24	317	13.2	52	1
01/09/22	at Vikings	33	325	9.8	23t	1
10/20/22	at Cardinals	30	361	12.0	64	4
09/24/23	at Seahawks	34	361	10.6	47t	2
09/22/24	at Raiders	26	319	12.3	35	3

300-YARD PASSING GAMES (1): POSTSEASON

DATE	TEAM	NO.	YDS.	AVG.	LG	TD
01/05/14	CHARGERS	29	334	11.5	49	1

CURRENT PLAYERS



**IKEM
EKWONU**
6'4" // 320
NORTH CAROLINA STATE
CHARLOTTE, N.C.

79
T

EXPERIENCE (YEARS)

NFL	PANTHERS	BIRTHDATE	ACQUIRED
3	3	10.31.00	D1-22

IKEM EKWONU'S NFL REGULAR SEASON STATISTICS

DATE	TEAM	GP	GS
2022	Panthers	17	17
2023	Panthers	17	17
2024	Panthers	8	8
NFL TOTALS		42	42

2024 GAME-BY-GAME REGULAR-SEASON STATISTICS (PANTHERS)

DATE	OPPONENT	P/S	W/L	SCORE
09/08	at Saints	S	L	10-47
09/15	Chargers	S	L	3-26
09/22	at Raiders	S	W	36-22
09/29	Bengals	S	L	24-34
10/06	at Bears	S	L	10-36
10/13	Falcons	S	L	20-38
10/20	at Commanders	S	L	7-40
10/27	at Broncos	S	L	14-28
2024 TOTALS		8-8	1-7	

CURRENT PLAYERS



**FELEIPE
FRANKS**

6'6" // 241

**ARKANSAS
CRAWFORDVILLE, FLA.**

84

TE

EXPERIENCE (YEARS)

NFL

PANTHERS

3

1

BIRTHDATE

12.22.97

ACQUIRED

FA-24

FELEIPE FRANKS' NFL REGULAR SEASON RUSHING/RECEIVING STATISTICS

DATE	TEAM	GP	GS	RECEIVING					RUSHING				
				NO.	YDS.	AVG.	LG	TD	NO.	YDS.	AVG.	LG	TD
2021	Falcons	9	0	0	0	0.0	0	0	3	6	2.0	4	0
2022	Falcons	11	1	0	0	0.0	0	0	1	0	0.0	0	0
2023	Falcons	0	0	0	0	0.0	0	0	0	0	0.0	0	0
2024	Panthers	8	0	0	0	0.0	0	0	0	0	0.0	0	0
NFL TOTALS		28	1	0	0	0.0	0	0	4	6	1.5	4	0

FELEIPE FRANKS' NFL REGULAR SEASON RETURN STATISTICS

DATE	TEAM	RET.	KICKOFF RETURNS				PUNT RETURNS						
			YDS.	AVG.	LG	TD	NO.	FC	YDS.	AVG.	LG	TD	
2021	Falcons	0	0	0.0	0	0	0	0	0	0	0.0	0	0
2022	Falcons	0	0	0.0	0	0	0	0	0	0	0.0	0	0
2023	Falcons	0	0	0.0	0	0	0	0	0	0	0.0	0	0
2024	Panthers	0	0	0.0	0	0	0	0	0	0	0.0	0	0
NFL TOTALS		0	0	0.0	0	0	0	0	0	0	0.0	0	0

2024 GAME-BY-GAME REGULAR-SEASON STATISTICS (PANTHERS)

DATE	OPPONENT	P/S	RECEIVING					RUSHING					W/L	SCORE	
			NO.	YDS.	AVG.	LG	TD	NO.	YDS.	AVG.	LG	TD			
09/08	at Saints	P	0	0	0.0	0	0	0	0	0.0	0	0	0	L	10-47
09/15	Chargers		PRACTICE SQUAD										L	3-26	
09/22	at Raiders	P	0	0	0.0	0	0	0	0	0	0.0	0	0	W	36-22
09/29	Bengals	P	0	0	0.0	0	0	0	0	0	0.0	0	0	L	24-34
10/06	at Bears	P	0	0	0.0	0	0	0	0	0	0.0	0	0	L	10-36
10/13	Falcons	P	0	0	0.0	0	0	0	0	0	0.0	0	0	L	20-38
10/20	at Commanders	P	0	0	0.0	0	0	0	0	0	0.0	0	0	L	7-40
10/27	at Broncos	P	0	0	0.0	0	0	0	0	0	0.0	0	0	L	14-28
2024 TOTALS		7-0	0	0	0.0	0	0	0	0	0	0.0	0	0	1-7	

CURRENT PLAYERS



CAM GILL
6'3" // 240
WAGNER
DOUGLASVILLE, GA

45
OLB

EXPERIENCE (YEARS)		BIRTHDATE	ACQUIRED
NFL	PANTHERS		
5	1	12.14.97	FA-24

CAM GILL'S NFL REGULAR SEASON DEFENSIVE STATISTICS

DATE	TEAM	GP	GS	TACKLES							INTERCEPTIONS					O. FUMB			ST			MISC									
				TK	S	A	TFL	YDS	SK	YDS	QBH	NO	YDS	LG	TD	PD	FF	FR	TD	YDS	TK	S	A	FF	FR	S	A				
2020	Buccaneers	12	0	3	2	1	0	0	0.0	0.0	0	0	0	0	0	0	0	0	0	0	0	0	0	0	3	2	1	0	0	0	0
2021	Buccaneers	13	0	7	5	2	1	8	1.5	11.5	3	0	0	0	0	0	0	0	0	0	0	0	0	0	4	2	2	0	0	0	0
2022	Buccaneers	0	0	0	0	0	0	0	0.0	0.0	0	0	0	0	0	0	0	0	0	0	0	0	0	0	0	0	0	0	0	0	0
2023	Buccaneers	15	0	7	2	5	0	0	1.0	7.0	1	0	0	0	0	0	1	0	0	0	0	0	0	0	5	3	2	0	0	0	0
2024	Panthers	1	0	0	0	0	0	0	0.0	0.0	0	0	0	0	0	0	0	0	0	0	0	0	0	0	0	0	0	0	0	0	0
NFL TOTALS		41	0	17	9	8	1	8	2.5	18.5	4	0	0	0	0	0	1	0	0	0	0	0	0	0	12	7	5	0	0	0	0

2024 GAME-BY-GAME REGULAR-SEASON STATISTICS (PANTHERS)

DATE	OPPONENT	P/S	TACKLES							INTERCEPTIONS					O. FUMB			ST			MISC								
			TK	S	A	SK	YDS	TFL	YDS	QBH	NO	YDS	LG	TD	PD	FF	FR	TD	YDS	TK	S	A	FF	FR	S	A	W/L	SCORE	
10/27	at Broncos	P	0	0	0	0.0	0.0	0	0	0	0	0	0	0	0	0	0	0	0	0	0	0	0	0	0	0	0	L	14-28
2024 TOTALS		1-0	0	0	0	0.0	0.0	0	0	0	0	0	0	0	0	0	0	0	0	0	0	0	0	0	0	0	0	0-1	

CURRENT PLAYERS



**JOHNNY
HEKKER**
6'5" // 225

OREGON STATE
BOTHELL, WASH.

10

P

EXPERIENCE (YEARS)

NFL

PANTHERS

13

3

BIRTHDATE

2.8.90

ACQUIRED

FA-22



JOHNNY HEKKER'S NFL REGULAR SEASON PUNTING STATISTICS

DATE	TEAM	GP	NO.	YDS.	AVG.	OPP. RET.	YDS.	NET YDS.	AVG.	TB	IN20	LG	BK
2012	Rams	16	82	3,756	45.8	41	402	3,274	39.9	4	22	68	0
2013	Rams	16	78	3,609	46.3	30	79	3,450	44.2	4	19	64	0
2014	Rams	16	80	3,721	46.5	28	192	3,429	42.3	5	33	61	1
2015	Rams	16	96	4,601	47.9	40	289	4,192	43.7	6	41	68	0
2016	Rams	16	98	4,680	47.8	35	152	4,508	46.0	1	51	78	0
2017	Rams	16	65	3,113	47.9	25	152	2,881	44.3	4	30	70	0
2018	Rams	16	43	1,992	46.3	12	104	1,848	43.0	2	21	68	0
2019	Rams	16	66	3,128	47.4	23	190	2,838	42.4	5	22	71	1
2020	Rams	16	68	3,099	45.6	23	297	2,702	39.2	5	28	63	1
2021	Rams	17	51	2,252	44.2	9	60	2,172	42.6	1	23	59	0
2022	Panthers	17	81	3,925	48.5	27	231	3,574	44.1	6	39	68	0
2023	Panthers	17	82	3,838	46.8	31	210	3,528	43.0	5	25	69	0
2024	Panthers	8	35	1,606	45.9	13	128	1,438	41.1	2	10	65	0
NFL TOTALS		203	925	43,320	46.8	337	2,486	39,834	42.9	50	364	78	3

2024 GAME-BY-GAME REGULAR-SEASON STATISTICS (PANTHERS)

DATE	OPPONENT		NO.	YDS.	AVG.	OPP. RET.	YDS.	NET YDS.	AVG.	TB	IN20	LG	BK	W/L	SCORE
09/08	at Saints	P	5	191	38.2	4	60	131	26.2	0	0	53	0	L	10-47
09/15	Chargers	P	7	311	44.4	1	15	296	42.3	0	2	64	0	L	3-26
09/22	at Raiders	P	4	177	44.3	1	0	177	44.3	0	2	51	0	W	36-22
09/29	Bengals	P	2	102	51.0	1	3	99	49.5	0	1	55	0	L	24-34
10/06	at Bears	P	4	206	51.5	1	6	160	40.0	2	1	65	0	L	10-36
10/13	Falcons	P	3	120	40.0	3	29	91	30.3	0	1	58	0	L	20-38
10/20	at Commanders	P	5	252	50.4	1	15	237	47.4	0	2	62	0	L	7-40
10/27	at Broncos	P	5	247	49.4	1	0	247	49.4	0	1	53	0	L	14-28
2024 TOTALS			8	35	1,606	45.9	13	128	1,438	41.1	2	10	65	0	1-7

CURRENT PLAYERS


JOHNNY HEKKER'S NFL REGULAR SEASON PASSING/RUSHING STATISTICS

DATE	TEAM	PASSING														RUSHING			
		GP	GS	ATT.	CMP.	PCT.	YDS	AVG.	TD	INT.	LG	SK	LST	RATE	NO.	YDS.	AVG.	LG	TD
2012	Rams	16	0	3	3	100.0	42	14.0	1	0	21	0	0	158.3	1	-9	-9.0	0	0
2013	Rams	16	0	1	0	0.0	0	0.0	0	0	0	0	0	39.6	0	0	0.0	0	0
2014	Rams	16	0	2	2	100.0	37	18.5	0	0	19	0	0	118.8	0	0	0.0	0	0
2015	Rams	16	0	4	1	25.0	20	5.0	0	0	20	0	0	47.9	0	0	0.0	0	0
2016	Rams	16	0	2	1	50.0	4	2.0	0	0	4	0	0	56.3	0	0	0.0	0	0
2017	Rams	16	0	3	2	66.7	34	11.3	0	0	28	0	0	104.9	0	0	0.0	0	0
2018	Rams	16	0	4	2	50.0	19	4.8	0	0	12	0	0	63.5	1	3	3.0	3	0
2019	Rams	16	0	3	2	66.7	28	9.3	0	1	23	0	0	56.9	0	0	0.0	0	0
2020	Rams	16	0	0	0	0.0	0	0.0	0	0	0	0	0	0.0	0	0	0.0	0	0
2021	Rams	17	0	1	1	100.0	2	2.0	0	0	2	0	0	79.2	1	0	0.0	0	0
2022	Panthers	17	0	0	0	0.0	0	0.0	0	0	0	0	0	0.0	0	0	0.0	0	0
2023	Panthers	17	0	1	1	100.0	7	7.0	0	0	7	0	0	95.8	1	-11	-11.0	0	0
2024	Panthers	8	0	2	0	0.0	0	0.0	0	0	0	0	0	39.6	0	0	0.0	0	0
TOTALS		203	0	26	15	57.7	193	7.4	1	1	28	0	0	77.9	4	-17	-4.3	3	0

2024 GAME-BY-GAME REGULAR-SEASON STATISTICS (PANTHERS)

DATE	OPPONENT	P/S	PASSING											RUSHING						SCORE
			ATT	CMP	YDS	PCT	Y/A	Y/C	TD	INT	LG	SK/YD	RATE	ATT	YDS	LG	TD	W/L		
09/08	at Saints	P	0	0	0	0.0	0.0	0.0	0	0	0	0	0/0	0.0	0	0	0	0	L	10-17
09/15	Chargers	P	0	0	0	0.0	0.0	0.0	0	0	0	0	0/0	0.0	0	0	0	0	L	3-26
09/22	at Raiders	P	0	0	0	0.0	0.0	0.0	0	0	0	0	0/0	0.0	0	0	0	0	W	36-22
09/29	Bengals	P	1	0	0	0.0	0.0	0.0	0	0	0	0	0/0	39.6	0	0	0	0	L	24-34
10/06	at Bears	P	0	0	0	0.0	0.0	0.0	0	0	0	0	0/0	0.0	0	0	0	0	L	10-36
10/13	Falcons	P	0	0	0	0.0	0.0	0.0	0	0	0	0	0/0	0.0	0	0	0	0	L	20-38
10/20	at Commanders	P	0	0	0	0.0	0.0	0.0	0	0	0	0	0/0	0.0	0	0	0	0	L	7-40
10/27	at Broncos	P	1	0	0	0.0	0.0	0.0	0	0	0	0	0/0	39.6	0	0	0	0	L	14-28
2024 TOTALS		8-0	2	0	0	0.0	0.0	0.0	0	0	0	0	0/0	39.6	0	0	0	0	1-7	

CURRENT PLAYERS



**JAYCEE
HORN**

6'1" // 200

**SOUTH CAROLINA
ALPHARETTA, GA.**

8

CB

EXPERIENCE (YEARS)

NFL

PANTHERS

4

4

BIRTHDATE

11.26.99

ACQUIRED

D1-21


JAYCEE HORN'S NFL REGULAR SEASON DEFENSIVE STATISTICS

DATE	TEAM	GP	GS	TACKLES							INTERCEPTIONS				O. FUMB				ST				MISC				
				TK	S	A	TFL	YDS	SK	YDS	QBH	NO	YDS	LG	TD	PD	FF	FR	TD	YDS	TK	S	A	FF	FR	S	A
2021	Panthers	3	3	5	3	2	0	0	0.0	0.0	0	1	13	13	0	1	0	0	0	0	0	0	0	0	0	0	0
2022	Panthers	13	13	53	37	16	2	2	0.0	0.0	1	3	49	31	0	7	0	0	0	0	0	0	0	0	0	0	0
2023	Panthers	6	6	27	21	6	1	0	0.0	0.0	0	0	0	0	0	5	0	0	0	0	0	0	0	0	0	0	0
2024	Panthers	8	8	34	27	7	2	8	0.0	0.0	0	1	0	0	0	9	0	0	0	0	0	0	0	0	0	0	0
NFL TOTALS		30	30	119	88	31	5	10	0.0	0.0	1	5	62	31	0	22	0	0	0	0	0	0	0	0	0	0	0

2024 GAME-BY-GAME REGULAR-SEASON STATISTICS (PANTHERS)

DATE	OPPONENT	P/S	TACKLES							INTERCEPTIONS				O. FUMB				ST				MISC		SCORE			
			TK	S	A	SK	YDS	TFL	YDS	QBH	NO	YDS	LG	TD	PD	FF	FR	TD	YDS	TK	S	A	FF		FR	S	A
09/08	at Saints	S	1	1	0	0.0	0.0	1	6	0	0	0	0	0	0	0	0	0	0	0	0	0	0	0	0	L	10-47
09/15	Chargers	S	6	4	2	0.0	0.0	0	0	0	1	0	0	0	2	0	0	0	0	0	0	0	0	0	0	L	3-26
09/22	at Raiders	S	2	1	1	0.0	0.0	0	0	0	0	0	0	0	0	0	0	0	0	0	0	0	0	0	0	W	36-22
09/29	Bengals	S	8	7	1	0.0	0.0	1	2	0	0	0	0	0	1	0	0	0	0	0	0	0	0	0	0	L	24-34
10/06	at Bears	S	6	6	0	0.0	0.0	0	0	0	0	0	0	0	1	0	0	0	0	0	0	0	0	0	0	L	10-36
10/13	Falcons	S	4	3	1	0.0	0.0	0	0	0	0	0	0	0	2	0	0	0	0	0	0	0	0	0	0	L	20-38
10/20	at Commanders	S	5	4	1	0.0	0.0	0	0	0	0	0	0	0	1	0	0	0	0	0	0	0	0	0	0	L	7-40
10/27	at Broncos	S	2	1	1	0.0	0.0	0	0	0	0	0	0	0	2	0	0	0	0	0	0	0	0	0	0	L	14-28
2024 TOTALS		8-8	34	27	7	0.0	0.0	2	8	0	1	0	0	0	9	0	0	0	0	0	0	0	0	0	0	1-7	

CURRENT PLAYERS



**CHUBA
HUBBARD**
6'1" // 210

OKLAHOMA STATE
ALBERTA, CANADA

30

RB

EXPERIENCE (YEARS)

NFL

PANTHERS

4

4

BIRTHDATE

6.11.99

ACQUIRED

D4-21

CHUBA HUBBARD'S NFL REGULAR SEASON RUSHING/RECEIVING STATISTICS

DATE	TEAM	GP	GS	RUSHING					RECEIVING				
				NO.	YDS.	AVG.	LG	TD	NO.	YDS.	AVG.	LG	TD
2021	Panthers	17	10	172	612	3.6	26	5	25	174	7.0	33	1
2022	Panthers	15	2	95	466	4.9	35	2	14	171	12.2	45	0
2023	Panthers	17	12	238	902	3.8	22	5	39	233	6.0	25	0
2024	Panthers	8	8	118	593	5.0	38t	3	24	108	4.5	20	1
NFL TOTALS		57	32	623	2,573	4.1	38T	15	102	686	6.7	45	2

CHUBA HUBBARD'S NFL REGULAR SEASON RETURN STATISTICS

DATE	TEAM	RET.	KICKOFF RETURNS					PUNT RETURNS				
			YDS.	AVG.	LG	TD	NO.	FC	YDS.	AVG.	LG	TD
2021	Panthers	1	21	21.0	21	0	0	0	0	0.0	0	0
2022	Panthers	5	104	20.8	36	0	0	0	0.0	0	0	
2023	Panthers	0	0	0.0	0	0	0	0	0.0	0	0	
2024	Panthers	0	0	0.0	0	0	0	0	0.0	0	0	
NFL TOTALS		6	125	20.8	36	0	0	0	0.0	0	0	


100-YARD RUSHING GAMES (5): REGULAR SEASON

DATE	TEAM	ATT.	YDS.	AVG.	LG	TD
10/10/21	EAGLES	24	101	4.2	26	0
12/24/22	LIONS	12	125	10.4	35	0
12/03/23	at Buccaneers	25	104	4.2	17	2
09/22/24	at Raiders	21	114	5.4	14	0
09/29/24	BENGALS	18	104	5.8	38	1

2024 GAME-BY-GAME REGULAR-SEASON STATISTICS (PANTHERS)

DATE	OPPONENT	P/S	RUSHING					RECEIVING					W/L	SCORE
			NO.	YDS.	AVG.	LG	TD	NO.	YDS.	AVG.	LG	TD		
09/08	at Saints	S	6	14	2.3	7	0	0	0	0.0	0	0	L	10-17
09/15	Chargers	S	10	64	6.4	23	0	4	12	3.0	5	0	L	3-26
09/22	at Raiders	S	21	114	5.4	14	0	5	55	11.0	20	1	W	36-22
09/29	Bengals	S	18	104	5.8	38	1	4	17	4.3	6	0	L	24-34
10/06	at Bears	S	13	97	7.5	38t	1	4	-2	-0.5	1	0	L	10-36
10/13	Falcons	S	18	92	5.1	19	0	5	11	2.2	8	0	L	20-38
10/20	at Commanders	S	17	52	3.1	9	1	0	0	0.0	0	0	L	7-40
10/27	at Broncos	S	15	56	3.7	15	0	2	15	7.5	13	0	L	14-28
2024 TOTALS		8-8	118	593	5.0	38T	3	24	108	4.5	20	1	1-7	

CURRENT PLAYERS



ROBERT HUNT
6'6" // 335
LOUISIANA-LAFAYETTE
BURKEVILLE, TEXAS

50
G

EXPERIENCE (YEARS)

NFL	PANTHERS
5	1

BIRTHDATE
8.25.96

ACQUIRED
FA-24


ROBERT HUNT'S NFL REGULAR SEASON STATISTICS

DATE	TEAM	GP	GS
2020	Dolphins	15	10
2021	Dolphins	17	17
2022	Dolphins	17	17
2023	Dolphins	11	10
2024	Panthers	8	8
NFL TOTALS		68	62

2024 GAME-BY-GAME REGULAR-SEASON STATISTICS (PANTHERS)

DATE	OPPONENT	P/S	W/L	SCORE
09/08	at Saints	S	L	10-47
09/15	Chargers	S	L	3-26
09/22	at Raiders	S	W	36-22
09/29	Bengals	S	L	24-34
10/06	at Bears	S	L	10-36
10/13	Falcons	S	L	20-38
10/20	at Commanders	S	L	7-40
10/27	at Broncos	S	L	14-28
2024 TOTALS		8-8	1-7	

CURRENT PLAYERS



DANE JACKSON

5'11" // 180

PITTSBURGH CORAOPOLIS, PA.

23

CB

EXPERIENCE (YEARS)

NFL

PANTHERS

5

1

BIRTHDATE

11.29.96

ACQUIRED

FA-24

DANE JACKSON'S NFL REGULAR SEASON DEFENSIVE STATISTICS

DATE	TEAM	GP	GS	TACKLES							INTERCEPTIONS				O. FUMB			ST			MISC						
				TK	S	A	TFL	YDS	SK	YDS	QBH	NO	YDS	LG	TD	PD	FF	FR	TD	YDS	TK	S	A	FF	FR	S	A
2020	Bills	5	2	15	13	2	1	1	0.0	0.0	0	1	6	6	0	5	0	1	0	0	0	0	0	0	0	0	0
2021	Bills	17	6	37	30	7	0	0	0.0	0.0	0	0	0	0	0	6	0	0	0	0	4	3	1	0	0	0	0
2022	Bills	15	14	57	49	8	1	6	0.0	0.0	0	2	13	11	0	12	1	0	0	0	0	0	0	0	0	0	0
2023	Bills	15	6	37	32	5	0	0	0.0	0.0	0	0	0	0	5	1	0	0	0	2	2	0	0	0	0	0	0
2024	Panthers	1	0	4	2	2	1	4	0.0	0.0	0	0	0	0	0	0	0	0	0	0	0	0	0	0	0	0	0
NFL TOTALS		53	28	150	126	24	3	11	0.0	0.0	0	3	19	11	0	28	2	1	0	0	6	5	1	0	0	0	0

2024 GAME-BY-GAME REGULAR-SEASON STATISTICS (PANTHERS)

DATE	OPPONENT	P/S	TACKLES							INTERCEPTIONS				O. FUMB			ST			MISC		SCORE					
			TK	S	A	SK	YDS	TFL	YDS	QBH	NO	YDS	LG	TD	PD	FF	FR	TD	YDS	TK	S		A	FF	FR	S	A
09/08	at Saints																									L	10-47
09/15	Chargers																									L	3-26
09/22	at Raiders																								W	36-22	
09/29	Bengals																								L	24-34	
10/06	at Bears																								L	10-36	
10/13	Falcons																								L	20-38	
10/20	at Commanders	P	4	2	2	0.0	0.0	1	4	0	0	0	0	0	0	0	0	0	0	0	0	0	0	0	0	L	7-40
10/27	at Broncos																								L	14-28	
2024 TOTALS		1-0	4	2	2	0.0	0.0	1	4	0	0	0	0	0	0	0	0	0	0	0	0	0	0	0	0	1-7	

CURRENT PLAYERS



MIKE JACKSON
6'1" // 212
MIAMI
BIRMINGHAM, ALA.

2

CB


EXPERIENCE (YEARS)

NFL	PANTHERS	BIRTHDATE	ACQUIRED
4	1	1.10.97	TR-24 SEA

MIKE JACKSON'S NFL REGULAR SEASON DEFENSIVE STATISTICS

DATE	TEAM	GP	GS	TACKLES							INTERCEPTIONS					O. FUMB				ST				MISC			
				TK	S	A	TFL	YDS	SK	YDS	QBH	NO	YDS	LG	TD	PD	FF	FR	TD	YDS	TK	S	A	FF	FR	S	A
2019	Cowboys	0	0	0	0	0	0	0	0.0	0.0	0	0	0	0	0	0	0	0	0	0	0	0	0	0	0	0	0
2019	Lions	1	0	0	0	0	0	0	0.0	0.0	0	0	0	0	0	0	0	0	0	0	0	0	0	0	0	0	0
2019	TOTAL	1	0	0	0	0	0	0	0.0	0.0	0	0	0	0	0	0	0	0	0	0	0	0	0	0	0	0	0
2020	Patriots	1	0	1	1	0	0	0	0.0	0.0	0	0	0	0	0	0	0	0	0	0	0	0	0	0	0	0	0
2021	Seahawks	2	0	0	0	0	0	0	0.0	0.0	0	0	0	0	2	0	0	0	0	0	0	0	2	1	1	0	0
2022	Seahawks	17	17	74	62	12	3	9	0.0	0.0	1	1	22	22	0	12	0	2	0	8	1	1	0	0	0	0	0
2023	Seahawks	17	4	33	27	6	2	3	0.0	0.0	0	0	0	0	5	0	0	0	0	0	0	0	0	1	1	0	0
2024	Seahawks	0	0	0	0	0	0	0	0.0	0.0	0	0	0	0	0	0	0	0	0	0	0	0	0	0	0	0	0
NFL TOTALS		38	21	108	90	18	5	12	0.0	0.0	1	1	22	22	0	19	0	2	0	8	4	3	1	0	0	0	0

CURRENT PLAYERS



JJ
JANSEN
6'2" // 235
NOTRE DAME
PHOENIX, ARIZ.

44
LS

EXPERIENCE (YEARS)

NFL	PANTHERS	BIRTHDATE	ACQUIRED
17	16	1.20.86	TR-09 GB


JJ JANSEN'S NFL REGULAR SEASON STATISTICS

DATE	TEAM	GP
2009	Panthers	16
2010	Panthers	16
2011	Panthers	16
2012	Panthers	16
2013	Panthers	16
2014	Panthers	16
2015	Panthers	16
2016	Panthers	16
2017	Panthers	16
2018	Panthers	16
2019	Panthers	16
2020	Panthers	16
2021	Panthers	17
2022	Panthers	17
2023	Panthers	17
2024	Panthers	8
NFL TOTALS		251

2024 GAME-BY-GAME REGULAR-SEASON STATISTICS (PANTHERS)

DATE	OPPONENT		W/L	SCORE
09/08	at Saints	P	L	10-47
09/15	Chargers	P	L	3-26
09/22	at Raiders	P	W	36-22
09/29	Bengals	P	L	24-34
10/06	at Bears	P	L	10-36
10/13	Falcons	P	L	20-38
10/20	at Commanders	P	L	7-40
10/27	at Broncos	P	L	14-28
2024 TOTALS		8	1-7	

CURRENT PLAYERS



**JOSEY
JEWELL**

6'2" // 236

**IOWA
DECORAH, IOWA**

47

LB

EXPERIENCE (YEARS)

NFL

PANTHERS

7

1

BIRTHDATE

12.25.94

ACQUIRED

FA-24

JOSEY JEWELL'S NFL REGULAR SEASON DEFENSIVE STATISTICS

DATE	TEAM	GP	GS	TACKLES							INTERCEPTIONS				O. FUMB				ST				MISC					
				TK	S	A	TFL	YDS	SK	YDS	QBH	NO	YDS	LG	TD	PD	FF	FR	TD	YDS	TK	S	A	FF	FR	S	A	
2018	Broncos	16	9	51	33	18	4	12	0.0	0.0	0	0	0	0	0	3	0	0	0	0	7	5	2	0	0	0	0	
2019	Broncos	15	3	34	18	16	1	3	1.5	5.0	2	0	0	0	0	0	0	0	0	4	3	1	0	2	0	0	0	
2020	Broncos	16	16	112	66	46	5	23	2.0	16.0	5	0	0	0	0	4	0	0	0	0	1	1	0	0	0	0	0	0
2021	Broncos	2	2	7	6	1	2	10	0.0	0.0	0	0	0	0	0	1	1	0	0	0	1	1	0	0	0	0	0	0
2022	Broncos	13	13	128	70	58	7	35	2.5	28.0	4	2	21	21	0	4	2	2	0	5	0	0	0	0	0	0	0	0
2023	Broncos	16	15	108	60	48	2	9	3.0	16.0	3	0	0	0	0	3	2	3	0	10	0	0	0	0	0	0	0	0
2024	Panthers	5	5	40	23	17	1	1	0.0	0.0	0	0	0	0	0	3	0	1	0	0	0	0	0	0	0	0	0	0
NFL TOTALS		83	63	480	276	204	22	93	9.0	65.0	14	2	21	21	0	18	5	6	0	15	13	10	3	0	2	0	0	0

2024 GAME-BY-GAME REGULAR-SEASON STATISTICS (PANTHERS)

DATE	OPPONENT	P/S	TACKLES							INTERCEPTIONS				O. FUMB				ST				MISC					
			TK	S	A	SK	YDS	TFL	YDS	QBH	NO	YDS	LG	TD	PD	FF	FR	TD	YDS	TK	S	A	FF	FR	S	A	W/L
09/08	at Saints	S	7	3	4	0.0	0.0	0	0	0	0	0	0	0	1	0	0	0	0	0	0	0	0	0	0	L	10-47
09/15	Chargers	S	11	8	3	0.0	0.0	0	0	0	0	0	0	0	0	1	0	0	0	0	0	0	0	0	0	L	3-26
09/22	at Raiders	S	5	3	2	0.0	0.0	0	0	0	0	0	0	0	2	0	0	0	0	0	0	0	0	0	0	W	36-22
09/29	Bengals	S	7	3	4	0.0	0.0	0	0	0	0	0	0	0	0	0	0	0	0	0	0	0	0	0	0	L	24-34
10/06	at Bears		ON INACTIVE LIST																			L	10-36				
10/13	Falcons		ON INACTIVE LIST																			L	20-38				
10/20	at Commanders		ON INACTIVE LIST																			L	7-40				
10/27	at Broncos	S	10	6	4	0.0	0.0	1	1	0	0	0	0	0	0	0	0	0	0	0	0	0	0	0	0	L	14-28
2024 TOTALS		5-5	40	23	17	0.0	0.0	1	1	0	0	0	0	0	3	0	1	0	0	0	0	0	0	0	0	1-7	

CURRENT PLAYERS



D.J.
JOHNSON
6'4" // 270
OREGON
SACRAMENTO, CALIF.

52
OLB

EXPERIENCE (YEARS)		BIRTHDATE	ACQUIRED
NFL	PANTHERS	10.29.98	D3-23
2	2		

D.J. JOHNSON'S NFL REGULAR SEASON DEFENSIVE STATISTICS

DATE	TEAM	GP	TACKLES								INTERCEPTIONS				O. FUMB				ST				MISC					
			GS	TK	S	A	TFL	YDS	SK	YDS	QBH	NO	YDS	LG	TD	PD	FF	FR	TD	YDS	TK	S	A	FF	FR	S	A	
2023	Panthers	13	3	14	4	10	1	3	0.0	0.0	0	0	0	0	0	1	0	0	0	0	2	2	0	0	0	0	0	0
2024	Panthers	8	1	25	9	16	1	1	0.5	0.0	1	0	0	0	0	1	0	0	0	0	0	0	0	0	0	0	0	0
NFL TOTALS		21	4	39	13	26	2	4	0.5	0.0	1	0	0	0	0	2	0	0	0	0	2	2	0	0	0	0	0	0

2024 GAME-BY-GAME REGULAR-SEASON STATISTICS (PANTHERS)

DATE	OPPONENT	P/S	TACKLES								INTERCEPTIONS				O. FUMB				ST				MISC		SCORE				
			TK	S	A	SK	YDS	TFL	YDS	QBH	NO	YDS	LG	TD	PD	FF	FR	TD	YDS	TK	S	A	FF	FR		S	A	W/L	
09/08	at Saints	P	2	2	0	0.0	0.0	0	0	0	0	0	0	0	0	0	0	0	0	0	0	0	0	0	0	0	0	L	10-47
09/15	Chargers	P	4	1	3	0.5	0.0	0	0	0	1	0	0	0	0	0	0	0	0	0	0	0	0	0	0	0	L	3-26	
09/22	at Raiders	P	1	1	0	0.0	0.0	0	0	0	0	0	0	0	0	0	0	0	0	0	0	0	0	0	0	0	W	36-22	
09/29	Bengals	P	6	2	4	0.0	0.0	1	1	0	0	0	0	0	0	0	0	0	0	0	0	0	0	0	0	0	L	24-34	
10/06	at Bears	P	3	1	2	0.0	0.0	0	0	0	0	0	0	0	0	0	0	0	0	0	0	0	0	0	0	L	10-36		
10/13	Falcons	S	5	1	4	0.0	0.0	0	0	0	0	0	0	0	0	1	0	0	0	0	0	0	0	0	0	L	20-38		
10/20	at Commanders	P	4	1	3	0.0	0.0	0	0	0	0	0	0	0	0	0	0	0	0	0	0	0	0	0	0	L	7-40		
10/27	at Broncos	P	0	0	0	0.0	0.0	0	0	0	0	0	0	0	0	0	0	0	0	0	0	0	0	0	0	L	14-28		
2024 TOTALS		8-1	25	9	16	0.5	0.0	1	1	1	0	0	0	0	1	0	0	0	0	0	0	0	0	0	0	0	1-7		

CURRENT PLAYERS



DILLON JOHNSON
6'0" // 215
WASHINGTON GREENVILLE, MS

35
RB

EXPERIENCE (YEARS)

NFL	PANTHERS	BIRTHDATE	ACQUIRED
R	R	6.15.01	FA-24

DILLON JOHNSON'S NFL REGULAR SEASON RUSHING/RECEIVING STATISTICS

DATE	TEAM	RUSHING								RECEIVING				
		GP	GS	NO.	YDS.	AVG.	LG	TD	NO.	YDS.	AVG.	LG	TD	
2024	Panthers	0	0	0	0	0.0	0	0	0	0	0	0.0	0	0
NFL TOTALS		0	0	0	0	0.0	0	0	0	0	0	0.0	0	0


DILLON JOHNSON'S NFL REGULAR SEASON RETURN STATISTICS

DATE	TEAM	KICKOFF RETURNS					PUNT RETURNS					
		RET.	YDS.	AVG.	LG	TD	NO.	FC	YDS.	AVG.	LG	TD
2024	Panthers	0	0	0.0	0	0	0	0	0	0.0	0	0
NFL TOTALS		0	0	0.0	0	0	0	0	0	0.0	0	0

2024 GAME-BY-GAME REGULAR-SEASON STATISTICS (PANTHERS)

DATE	OPPONENT	P/S	RUSHING					RECEIVING					TD	W/L	SCORE
			NO.	YDS.	AVG.	LG	TD	NO.	YDS.	AVG.	LG				
09/08	at Saints													L	10-17
09/15	Chargers													L	3-26
09/22	at Raiders													W	36-22
09/29	Bengals													L	24-34
10/06	at Bears													L	10-36
10/13	Falcons													L	20-38
10/20	at Commanders													L	7-40
10/27	at Broncos													L	14-28
2024 TOTALS		0-0	0	0	0.0	0	0	0	0	0.0	0	0	0	1-7	

CURRENT PLAYERS



Lonnie Johnson Jr.
6'2" // 213
KENTUCKY
GARY, IND.

32

S


EXPERIENCE (YEARS)

NFL	PANTHERS	BIRTHDATE	ACQUIRED
1		11.4.95	FA-'24

Lonnie Johnson Jr.'s NFL Regular Season Defensive Statistics

DATE	TEAM	GP	GS	TACKLES							INTERCEPTIONS					O. FUMB			ST				MISC			
				TK	S	A	TFL	YDS	SK	YDS	QBH	NO	YDS	LG	TD	PD	FF	FR	TD	YDS	TK	S	A	FF	FR	S
2019	Texans	14	7	38	31	7	0	0	0.0	0.0	0	0	0	0	7	0	0	0	0	3	3	0	0	0	0	0
2020	Texans	16	5	70	50	20	1	1	0.0	0.0	3	0	0	0	0	0	0	0	0	6	6	0	0	0	0	0
2021	Texans	14	7	51	34	17	1	9	0.0	0.0	0	3	47	32	0	6	0	0	0	4	4	0	0	0	0	0
2022	Chiefs	1	0	0	0	0	0	0	0.0	0.0	0	0	0	0	0	0	0	0	0	0	0	0	0	0	0	0
2022	Titans	1	0	9	7	2	0	0	0.0	0.0	0	0	0	0	0	0	0	0	0	2	1	1	0	0	0	0
2022	TOTAL	2	0	9	7	2	0	0	0.0	0.0	0	0	0	0	0	0	0	0	0	2	1	1	0	0	0	0
2023	Saints	12	0	4	3	1	0	0	0.0	0.0	0	1	0	0	2	0	0	0	0	5	5	0	0	1	0	0
2024	Texans	0	0	0	0	0	0	0	0.0	0.0	0	0	0	0	0	0	0	0	0	0	0	0	0	0	0	0
NFL TOTALS		58	19	172	125	47	2	10	0.0	0.0	3	4	47	32	0	15	0	0	0	20	19	1	0	1	0	0

CURRENT PLAYERS



JARRETT
KINGSTON

6'4" // 308

SOUTHERN CALIFORNIA
ANDERSON, CALIF.

61

OL

EXPERIENCE (YEARS)

NFL

PANTHERS

R

R

BIRTHDATE

12.2.99

ACQUIRED

WV-24 SF


JARRETT KINGSTON'S NFL REGULAR SEASON STATISTICS

DATE	TEAM	GP	GS
2024	Panthers	2	0
NFL TOTALS		2	0

2024 GAME-BY-GAME REGULAR-SEASON STATISTICS (PANTHERS)

DATE	OPPONENT	P/S		W/L	SCORE
09/08	at Saints		INACTIVE	L	10-17
09/15	Chargers		INACTIVE	L	3-26
09/22	at Raiders		INACTIVE	W	36-22
09/29	Bengals		INACTIVE	L	24-34
10/06	at Bears		INACTIVE	L	10-36
10/13	Falcons		INACTIVE	L	20-38
10/20	at Commanders	P		L	7-40
10/27	at Broncos	P		L	14-28
2024 TOTALS		2-0		1-7	

CURRENT PLAYERS



**XAVIER
LEGETTE**

6'3" // 227

**SOUTH CAROLINA
MULLINS, S.C.**

17

WR

EXPERIENCE (YEARS)

NFL

PANTHERS

R

R

BIRTHDATE

1.29.01

ACQUIRED

D1-24

XAVIER LEGETTE'S NFL REGULAR SEASON RUSHING/RECEIVING STATISTICS

DATE	TEAM	RECEIVING							RUSHING				
		GP	GS	NO.	YDS.	AVG.	LG	TD	NO.	YDS.	AVG.	LG	TD
2024	Panthers	8	5	22	211	9.6	35	3	4	16	4.0	8	0
NFL TOTALS		8	5	22	211	9.6	35	3	4	16	4.0	8	0


XAVIER LEGETTE'S NFL REGULAR SEASON RETURN STATISTICS

DATE	TEAM	KICKOFF RETURNS				PUNT RETURNS						
		RET.	YDS.	AVG.	LG	TD	NO.	FC	YDS.	AVG.	LG	TD
2024	Panthers	4	102	25.5	30	0	0	0	0	0.0	0	0
NFL TOTALS		4	102	25.5	30	0	0	0	0	0.0	0	0

2024 GAME-BY-GAME REGULAR-SEASON STATISTICS (PANTHERS)

DATE	OPPONENT	P/S	RECEIVING					RUSHING					W/L	SCORE
			NO.	YDS.	AVG.	LG	TD	NO.	YDS.	AVG.	LG	TD		
09/08	at Saints	P	4	35	8.8	18	0	0	0	0.0	0	0	L	10-17
09/15	Chargers	P	0	0	0.0	0	0	0	0	0.0	0	0	L	3-26
09/22	at Raiders	P	2	42	21.0	35	0	0	0	0.0	0	0	W	36-22
09/29	Bengals	S	6	66	11.0	17	1	2	10	5.0	8	0	L	24-34
10/06	at Bears	S	1	8	8.0	8	0	0	0	0.0	0	0	L	10-36
10/13	Falcons	S	3	23	7.7	13	1	0	0	0.0	0	0	L	20-38
10/20	at Commanders	S	2	3	1.5	6	0	1	6	6.0	6	0	L	7-40
10/27	at Broncos	S	4	34	8.5	23	1	1	0	0.0	0	0	L	14-28
2024 TOTALS		8-5	22	211	9.6	35	3	4	16	4.0	8	0	1-7	

CURRENT PLAYERS



**DAMIEN
LEWIS**

6'2" // 327

**LSU
CANTON, MISS.**

68

G

EXPERIENCE (YEARS)

NFL

PANTHERS

5

1

BIRTHDATE

3.21.97

ACQUIRED

FA-24


DAMIEN LEWIS' NFL REGULAR SEASON STATISTICS

DATE	TEAM	GP	GS
2020	Seahawks	16	16
2021	Seahawks	13	13
2022	Seahawks	16	16
2023	Seahawks	16	16
2024	Panthers	7	7
NFL TOTALS		68	68

2024 GAME-BY-GAME REGULAR-SEASON STATISTICS (PANTHERS)

DATE	OPPONENT	P/S	W/L	SCORE
09/08	at Saints	S	L	10-47
09/15	Chargers	S	L	3-26
09/22	at Raiders	S	W	36-22
09/29	Bengals	ON INACTIVE LIST		L 24-34
10/06	at Bears	S	L	10-36
10/13	Falcons	S	L	20-38
10/20	at Commanders	S	L	7-40
10/27	at Broncos	S	L	14-28
2024 TOTALS		7-7	1-7	

CURRENT PLAYERS



**JORDAN
MATTHEWS**

6'3" // 236

**VANDERBILT
MADISON, ALA.**

81

TE

EXPERIENCE (YEARS)

NFL

PANTHERS

8

2

BIRTHDATE

7.16.92

ACQUIRED

FA-23

JORDAN MATTHEWS' NFL REGULAR SEASON RUSHING/RECEIVING STATISTICS

DATE	TEAM	GP	GS	RECEIVING					RUSHING				
				NO.	YDS.	AVG.	LG	TD	NO.	YDS.	AVG.	LG	TD
2014	Eagles	16	10	67	872	13.0	44t	8	0	0	0.0	0	0
2015	Eagles	16	12	85	997	11.7	78t	8	0	0	0.0	0	0
2016	Eagles	14	13	73	804	11.0	54	3	0	0	0.0	0	0
2017	Eagles	0	0	0	0	0.0	0	0	0	0	0.0	0	0
2017	Bills	10	7	25	282	11.3	47	1	0	0	0.0	0	0
2017	TOTAL	10	7	25	282	11.3	47	1	0	0	0.0	0	0
2018	Eagles	14	3	20	300	15.0	56t	2	0	0	0.0	0	0
2019	49ers	1	0	0	0	0.0	0	0	0	0	0.0	0	0
2019	Eagles	2	1	4	33	8.3	10	0	0	0	0.0	0	0
2019	TOTAL	3	1	4	33	8.3	10	0	0	0	0.0	0	0
2020	49ers	2	0	0	0	0.0	0	0	0	0	0.0	0	0
2021	49ers	1	0	0	0	0.0	0	0	0	0	0.0	0	0
2022	49ers	0	0	0	0	0.0	0	0	0	0	0.0	0	0
2023	Panthers	1	0	0	0	0.0	0	0	0	0	0.0	0	0
2024	Panthers	2	1	0	0	0.0	0	0	0	0	0.0	0	0
NFL TOTALS		79	47	274	3,288	12.0	78T	22	0	0	0.0	0	0

JORDAN MATTHEWS' NFL REGULAR SEASON RETURN STATISTICS

DATE	TEAM	KICKOFF RETURNS					PUNT RETURNS					
		RET.	YDS.	AVG.	LG	TD	NO.	FC	YDS.	AVG.	LG	TD
2014	Eagles	0	0	0.0	0	0	0	0	0	0.0	0	0
2015	Eagles	0	0	0.0	0	0	0	0	0	0.0	0	0
2016	Eagles	0	0	0.0	0	0	0	0	0	0.0	0	0
2017	Eagles	0	0	0.0	0	0	0	0	0	0.0	0	0
2017	Bills	0	0	0.0	0	0	0	0	0	0.0	0	0
2017	TOTAL	0	0	0.0	0	0	0	0	0	0.0	0	0
2018	Eagles	0	0	0.0	0	0	0	0	0	0.0	0	0
2019	49ers	0	0	0.0	0	0	0	0	0	0.0	0	0
2019	Eagles	0	0	0.0	0	0	0	0	0	0.0	0	0
2019	TOTAL	0	0	0.0	0	0	0	0	0	0.0	0	0
2020	49ers	0	0	0.0	0	0	0	0	0	0.0	0	0
2021	49ers	0	0	0.0	0	0	0	0	0	0.0	0	0
2022	49ers	0	0	0.0	0	0	0	0	0	0.0	0	0
2023	Panthers	0	0	0.0	0	0	0	0	0	0.0	0	0
2024	Panthers	0	0	0.0	0	0	0	0	0	0.0	0	0
NFL TOTALS		0	0	0.0	0	0	0	0	0	0.0	0	0

CURRENT PLAYERS


100-YARD RECEIVING GAMES (8): REGULAR SEASON

DATE	TEAM	NO.	YDS.	AVG.	LG	TD
11/10/14	PANTHERS	7	138	19.7	33	2
11/16/14	at Packers	5	107	21.4	40	1
12/28/14	at Giants	8	105	13.1	44t	1
09/14/15	at Falcons	10	102	10.2	25	0
11/08/15	at Cowboys	9	133	14.8	41t	1
12/20/15	CARDINALS	8	159	19.9	78t	1
12/26/15	COMMANDERS	6	104	17.3	43	1
09/11/16	BROWNS	7	114	16.3	28	1

2024 GAME-BY-GAME REGULAR-SEASON STATISTICS (PANTHERS)

DATE	OPPONENT	P/S	RECEIVING					RUSHING					W/L	SCORE
			NO.	YDS.	AVG.	LG	TD	NO.	YDS.	AVG.	LG	TD		
09/08	at Saints	S	0	0	0.0	0	0	0	0	0.0	0	0	L	10-47
09/15	Chargers	P	0	0	0.0	0	0	0	0	0.0	0	0	L	3-26
09/22	at Raiders												W	36-22
09/29	Bengals												L	24-34
10/06	at Bears												L	10-36
10/13	Falcons												L	20-38
10/20	at Commanders												L	7-40
10/27	at Broncos												L	14-28
2024 TOTALS		2-1	0	0	0.0	0	0	0	0	0.0	0	0	1-7	

CURRENT PLAYERS



**CADE
MAYS**
6'6" // 325
TENNESSEE
KNOXVILLE, TENN.

64
OL

EXPERIENCE (YEARS)

NFL	PANTHERS	BIRTHDATE	ACQUIRED
3	3	4.26.99	D6B-22

CADE MAYS' NFL REGULAR SEASON STATISTICS

DATE	TEAM	GP	GS
2022	Panthers	11	2
2023	Panthers	16	5
2024	Panthers	3	0
NFL TOTALS		30	7

2024 GAME-BY-GAME REGULAR-SEASON STATISTICS (PANTHERS)

DATE	OPPONENT	P/S	W/L	SCORE
10/13	Falcons	P	L	20-38
10/20	at Commanders	P	L	7-40
10/27	at Broncos	P	L	14-28
2024 TOTALS		3-0	0-3	

CURRENT PLAYERS



JONATHAN MINGO

6'2" // 225

MISSISSIPPI
BRANDON, MISS.

15

WR

EXPERIENCE (YEARS)

NFL	PANTHERS	BIRTHDATE	ACQUIRED
2	2	4.20.01	02-23

JONATHAN MINGO'S NFL REGULAR SEASON RUSHING/RECEIVING STATISTICS

DATE	TEAM	GP	GS	RECEIVING					RUSHING					
				NO.	YDS.	AVG.	LG	TD	NO.	YDS.	AVG.	LG	TD	
2023	Panthers	15	14	43	418	9.7	40	0	0	0	0.0	0	0	0
2024	Panthers	8	5	12	121	10.1	35	0	2	5	2.5	3	0	0
NFL TOTALS		23	19	55	539	9.8	40	0	2	5	2.5	3	0	0


JONATHAN MINGO'S NFL REGULAR SEASON RETURN STATISTICS

DATE	TEAM	KICKOFF RETURNS					PUNT RETURNS					
		RET.	YDS.	AVG.	LG	TD	NO.	FC	YDS.	AVG.	LG	TD
2023	Panthers	0	0	0.0	0	0	0	0	0	0.0	0	0
2024	Panthers	0	0	0.0	0	0	0	0	0	0.0	0	0
NFL TOTALS		0	0	0.0	0	0	0	0	0	0.0	0	0

2024 GAME-BY-GAME REGULAR-SEASON STATISTICS (PANTHERS)

DATE	OPPONENT	P/S	RECEIVING					RUSHING					W/L	SCORE
			NO.	YDS.	AVG.	LG	TD	NO.	YDS.	AVG.	LG	TD		
09/08	at Saints	P	2	40	20.0	35	0	1	3	3.0	3	0	L	10-47
09/15	Chargers	S	1	1	1.0	1	0	0	0	0.0	0	0	L	3-26
09/22	at Raiders	S	3	18	6.0	15	0	1	2	2.0	2	0	W	36-22
09/29	Bengals	P	3	24	8.0	11	0	0	0	0.0	0	0	L	24-34
10/06	at Bears	S	2	37	18.5	29	0	0	0	0.0	0	0	L	10-36
10/13	Falcons	S	1	1	1.0	1	0	0	0	0.0	0	0	L	20-38
10/20	at Commanders	S	0	0	0.0	0	0	0	0	0.0	0	0	L	7-40
10/27	at Broncos	P	0	0	0.0	0	0	0	0	0.0	0	0	L	14-28
2024 TOTALS		8-5	12	121	10.1	35	0	2	5	2.5	3	0	1-7	

CURRENT PLAYERS



JACKSON MITCHELL
6'2" // 235
UCONN
RIDGEFIELD, CONN.

43

LB

EXPERIENCE (YEARS)

NFL	PANTHERS	BIRTHDATE	ACQUIRED
R	R	1.23.01	FA-24


JACKSON MITCHELL'S NFL REGULAR SEASON DEFENSIVE STATISTICS

DATE	TEAM	GP	GS	TACKLES							INTERCEPTIONS					O. FUMB			ST			MISC					
				TK	S	A	TFL	YDS	SK	YDS	QBH	NO	YDS	LG	TD	PD	FF	FR	TD	YDS	TK	S	A	FF	FR	S	A
2024	Panthers	0	0	0	0	0	0	0	0	0.0	0.0	0	0	0	0	0	0	0	0	0	0	0	0	0	0	0	0
NFL TOTALS		0	0	0	0	0	0	0	0	0.0	0.0	0	0	0	0	0	0	0	0	0	0	0	0	0	0	0	0

2024 GAME-BY-GAME REGULAR-SEASON STATISTICS (PANTHERS)

DATE	OPPONENT	P/S	TACKLES							INTERCEPTIONS					O. FUMB			ST			MISC						
			TK	S	A	SK	YDS	TFL	YDS	QBH	NO	YDS	LG	TD	PD	FF	FR	TD	YDS	TK	S	A	FF	FR	S	A	W/L
10/06	at Bears																									L	10-36
10/13	Falcons																									L	20-38
10/20	at Commanders																									L	7-40
10/27	at Broncos																									L	14-28
2024 TOTALS			0	0	0	0	0	0	0	0	0	0	0	0	0	0	0	0	0	0	0	0	0	0	0	0	0-4

CURRENT PLAYERS



**DAVID
MOORE**
6'0" // 220

EAST CENTRAL (OKLA.)
GAINESVILLE, TEXAS

83

WR

EXPERIENCE (YEARS)

NFL

PANTHERS

7

1

BIRTHDATE

1.15.95

ACQUIRED

FA-24

DAVID MOORE'S NFL REGULAR SEASON RUSHING/RECEIVING STATISTICS

DATE	TEAM	GP	GS	RECEIVING					RUSHING				
				NO.	YDS.	AVG.	LG	TD	NO.	YDS.	AVG.	LG	TD
2017	Seahawks	1	0	0	0	0.0	0	0	0	0	0.0	0	0
2018	Seahawks	16	7	26	445	17.1	54	5	1	5	5.0	5	0
2019	Seahawks	14	1	17	301	17.7	60t	2	3	25	8.3	19	0
2020	Seahawks	16	6	35	417	11.9	57	6	8	61	7.6	15	0
2021	Broncos	2	0	0	0	0.0	0	0	0	0	0.0	0	0
2021	Packers	1	0	0	0	0.0	0	0	0	0	0.0	0	0
2021	TOTAL	3	0	0	0	0.0	0	0	0	0	0.0	0	0
2022	Bears	0	0	0	0	0.0	0	0	0	0	0.0	0	0
2023	Buccaneers	7	0	5	94	18.8	52t	1	0	0	0.0	0	0
2024	Panthers	8	1	9	83	9.2	14	0	0	0	0.0	0	0
NFL TOTALS		65	15	92	1,340	14.6	60T	14	12	91	7.6	19	0

DAVID MOORE'S NFL REGULAR SEASON RETURN STATISTICS

DATE	TEAM	RET.	KICKOFF RETURNS					PUNT RETURNS					
			YDS.	AVG.	LG	TD	NO.	FC	YDS.	AVG.	LG	TD	
2017	Seahawks	0	0	0.0	0	0	0	0	0	0	0.0	0	0
2018	Seahawks	1	18	18.0	18	0	0	0	0	0	0.0	0	0
2019	Seahawks	0	0	0.0	0	0	10	10	75	7.5	18	0	
2020	Seahawks	3	47	15.7	21	0	12	14	111	9.3	20	0	
2021	Broncos	0	0	0.0	0	0	0	0	0	0.0	0	0	
2021	Packers	0	0	0.0	0	0	3	1	33	11.0	21	0	
2021	TOTAL	0	0	0.0	0	0	3	1	33	11.0	21	0	
2022	Bears	0	0	0.0	0	0	0	0	0	0.0	0	0	
2023	Buccaneers	0	0	0.0	0	0	0	0	0	0.0	0	0	
2024	Panthers	0	0	0.0	0	0	0	2	0	0.0	0	0	
NFL TOTALS		4	65	16.3	21	0	25	27	219	8.8	21	0	

100-YARD RECEIVING GAMES (1): REGULAR SEASON

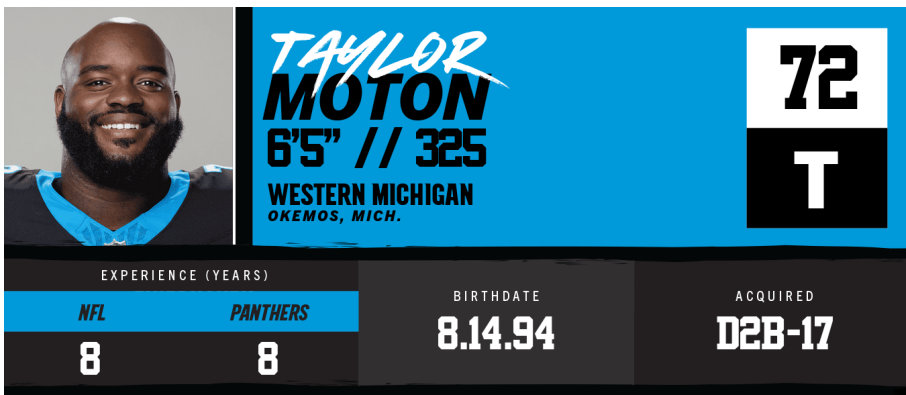
DATE	TEAM	NO.	YDS.	AVG.	LG	TD
11/25/18	at Panthers	4	103	25.8	54	1

2024 GAME-BY-GAME REGULAR-SEASON STATISTICS (PANTHERS)

DATE	OPPONENT	P/S	RECEIVING					RUSHING					W/L	SCORE	
			NO.	YDS.	AVG.	LG	TD	NO.	YDS.	AVG.	LG	TD			
09/08	at Saints	P	1	14	14.0	14	0	0	0	0.0	0	0	0	L	10-47
09/15	Chargers	P	0	0	0.0	0	0	0	0	0.0	0	0	0	L	3-26
09/22	at Raiders	P	0	0	0.0	0	0	0	0	0.0	0	0	0	W	36-22
09/29	Bengals	P	0	0	0.0	0	0	0	0	0.0	0	0	0	L	24-34
10/06	at Bears	P	2	13	6.5	7	0	0	0	0.0	0	0	0	L	10-36
10/13	Falcons	P	2	17	8.5	9	0	0	0	0.0	0	0	0	L	20-38
10/20	at Commanders	P	0	0	0.0	0	0	0	0	0.0	0	0	0	L	7-40
10/27	at Broncos	S	4	39	9.8	13	0	0	0	0.0	0	0	0	L	14-28
2024 TOTALS		8-1	9	83	9.2	14	0	0	0	0.0	0	0	0	1-7	

CURRENT PLAYERS

CURRENT PLAYERS



TAYLOR MOTON
 6'5" // 325
 WESTERN MICHIGAN
 OKEMOS, MICH.

72
T

EXPERIENCE (YEARS)

NFL	PANTHERS	BIRTHDATE	ACQUIRED
8	8	8.14.94	D2B-17

TAYLOR MOTON'S NFL REGULAR SEASON STATISTICS

DATE	TEAM	GP	GS
2017	Panthers	16	0
2018	Panthers	16	16
2019	Panthers	16	16
2020	Panthers	16	16
2021	Panthers	17	17
2022	Panthers	17	17
2023	Panthers	17	17
2024	Panthers	6	6
NFL TOTALS		121	105

2024 GAME-BY-GAME REGULAR-SEASON STATISTICS (PANTHERS)

DATE	OPPONENT	P/S	W/L	SCORE
09/08	at Saints	S	L	10-47
09/15	Chargers	S	L	3-26
09/22	at Raiders	S	W	36-22
09/29	Bengals	S	L	24-34
10/06	at Bears	S	L	10-36
10/13	Falcons		L	20-38
10/20	at Commanders		L	7-40
10/27	at Broncos	S	L	14-28
2024 TOTALS		6-6	1-7	

CURRENT PLAYERS



**YOSH
NIJMAN**
6'7" // 314

VIRGINIA TECH
MAPLEWOOD, N.J.

77

T

EXPERIENCE (YEARS)

NFL

PANTHERS

5

1

BIRTHDATE

1.2.96

ACQUIRED

FA-24


YOSH NIJMAN'S NFL REGULAR SEASON STATISTICS

DATE	TEAM	GP	GS
2019	Packers	0	0
2020	Packers	16	0
2021	Packers	17	8
2022	Packers	17	13
2023	Packers	17	1
2024	Panthers	7	2
NFL TOTALS		74	24

2024 GAME-BY-GAME REGULAR-SEASON STATISTICS (PANTHERS)

DATE	OPPONENT	P/S	W/L	SCORE
09/08	at Saints	P	L	10-47
09/15	Chargers	P	L	3-26
09/22	at Raiders	P	W	36-22
09/29	Bengals	P	L	24-34
10/06	at Bears	P	L	10-36
10/13	Falcons	S	L	20-38
10/20	at Commanders	S	L	7-40
10/27	at Broncos			ON INACTIVE LIST
2024 TOTALS		7-2	1-7	

CURRENT PLAYERS



**PRAISE
OLATOKE**

6'2" // 197

**OHIO STATE
GLASGOW, SCOTLAND**

86

WR

EXPERIENCE (YEARS)

NFL

PANTHERS

R

R

BIRTHDATE

6.23.00

ACQUIRED

FA-24

PRAISE OLATOKE'S NFL REGULAR SEASON RUSHING/RECEIVING STATISTICS

DATE	TEAM	RECEIVING							RUSHING				
		GP	GS	NO.	YDS.	AVG.	LG	TD	NO.	YDS.	AVG.	LG	TD
2024	Panthers	0	0	0	0	0.0	0	0	0	0	0.0	0	0
NFL TOTALS		0	0	0	0	0.0	0	0	0	0	0.0	0	0

PRAISE OLATOKE'S NFL REGULAR SEASON RETURN STATISTICS

DATE	TEAM	KICKOFF RETURNS					PUNT RETURNS					
		RET.	YDS.	AVG.	LG	TD	NO.	FC	YDS.	AVG.	LG	TD
2024	Panthers	0	0	0.0	0	0	0	0	0	0.0	0	0
NFL TOTALS		0	0	0.0	0	0	0	0	0	0.0	0	0

2024 GAME-BY-GAME REGULAR-SEASON STATISTICS (PANTHERS)

DATE	OPPONENT	P/S	RECEIVING					RUSHING					TD	W/L	SCORE
			NO.	YDS.	AVG.	LG	TD	NO.	YDS.	AVG.	LG				
09/08	at Saints													L	10-17
09/15	Chargers													L	3-26
09/22	at Raiders													W	36-22
09/29	Bengals													L	24-34
10/06	at Bears													L	10-36
10/13	Falcons													L	20-38
10/20	at Commanders													L	7-40
10/27	at Broncos													L	14-28
2024 TOTALS		0-0	0	0	0.0	0	0	0	0	0.0	0	0	0	1-7	

CURRENT PLAYERS



EDDY
PIÑEIRO
5'11" // 190

FLORIDA
MIAMI, FLA.

4

K

EXPERIENCE (YEARS)

NFL

PANTHERS

7

3

BIRTHDATE

9.13.95

ACQUIRED

FA-22

EDDY PIÑEIRO'S NFL REGULAR SEASON KICKING STATISTICS

DATE	TEAM	GP	FGM	FGA	PCT.	LG	XP	XPA	PCT.	BLK	PTS
2018	Raiders	0	0	0	0.0	0	0	0	0.0	0	0
2019	Bears	16	23	28	82.1	53	27	29	93.1	0	96
2020	Bears	0	0	0	0.0	0	0	0	0.0	0	0
2021	Jets	5	8	8	100.0	51	9	10	90.0	0	33
2022	Panthers	17	33	35	94.3	54	30	32	93.8	0	129
2023	Panthers	15	25	29	86.2	56	17	20	85.0	0	92
2024	Panthers	8	9	10	90.0	48	13	13	100.0	0	40
NFL TOTALS		61	98	110	89.1	56	96	104	92.3	0	390


EDDY PIÑEIRO'S NFL REGULAR SEASON FIELD-GOAL ACCURACY STATISTICS

DATE	TEAM	1-19	PCT.	20-29	PCT.	30-39	PCT.	40-49	PCT.	50+	PCT.
2018	Raiders	0-0	0.0	0-0	0.0	0-0	0.0	0-0	0.0	0-0	0.0
2019	Bears	1-1	100.0	8-8	100.0	9-10	90.0	3-7	42.9	2-2	100.0
2020	Bears	0-0	0.0	0-0	0.0	0-0	0.0	0-0	0.0	0-0	0.0
2021	Jets	0-0	0.0	2-2	100.0	2-2	100.0	3-3	100.0	1-1	100.0
2022	Panthers	0-0	0.0	2-2	100.0	16-17	94.1	13-14	92.9	2-2	100.0
2023	Panthers	0-0	0.0	6-6	100.0	7-7	100.0	7-9	77.8	5-7	71.4
2024	Panthers	0-0	0.0	3-3	100.0	2-2	100.0	4-5	80.0	0-0	0.0
NFL TOTALS		1-1	100.0	21-21	100.0	36-38	94.7	30-38	78.9	10-12	83.3

2024 GAME-BY-GAME REGULAR-SEASON STATISTICS (PANTHERS)

DATE	OPPONENT	P	FIELD GOALS				EXTRA POINTS					PTS	W/L	SCORE
			FGM	FGA	PCT	LG	XP	XPA	PCT	BLK				
09/08	at Saints	P	1	1	100.0	43	1	1	100.0	0	4	L	10-47	
09/15	Chargers	P	1	1	100.0	38	0	0	0.0	0	3	L	3-26	
09/22	at Raiders	P	3	3	100.0	43	3	3	100.0	0	12	W	36-22	
09/29	Bengals	P	1	1	100.0	48	3	3	100.0	0	6	L	24-34	
10/06	at Bears	P	1	2	50.0	27	1	1	100.0	0	4	L	10-36	
10/13	Falcons	P	2	2	100.0	40	2	2	100.0	0	8	L	20-38	
10/20	at Commanders	P	0	0	0.0	0	1	1	100.0	0	1	L	7-40	
10/27	at Broncos	P	0	0	0.0	0	2	2	100.0	0	2	L	14-28	
2024 TOTALS			8	9	10	90.0	48	13	13	100.0	0	40	1-7	

CURRENT PLAYERS



JACK
PLUMMER

6'5" // 215

LOUISVILLE
GILBERT, ARIZ.

16

QB

EXPERIENCE (YEARS)

NFL	PANTHERS		
R	R	BIRTHDATE	ACQUIRED
		10.21.99	UDFA-24

JACK PLUMMER'S NFL REGULAR SEASON PASSING STATISTICS

DATE	TEAM	GP	GS	ATT.	CMP.	PCT.	YDS	AVG.	TD	INT.	LG	SK	LST	RATE
2024	Panthers	0	0	0	0	0.0	0	0.0	0	0	0	0	0	0.0
TOTALS		0	0	0	0	0.0	0	0.0	0	0	0	0	0	0.0

JACK PLUMMER'S NFL REGULAR SEASON RUSHING STATISTICS

DATE	TEAM	NO.	YDS.	AVG.	LG	TD
2024	Panthers	0	0	0.0	0	0
TOTALS		0	0	0.0	0	0

JACK PLUMMER'S NFL REGULAR SEASON PASSING/RUSHING STATISTICS

DATE	TEAM	GP	GS	ATT.	CMP.	PCT.	PASSING							RUSHING					
							YDS	AVG.	TD	INT.	LG	SK	LST	RATE	NO.	YDS.	AVG.	LG	TD
2024	Panthers	0	0	0	0	0.0	0	0.0	0	0	0	0	0	0.0	0	0	0.0	0	0
TOTALS		0	0	0	0	0.0	0	0.0	0	0	0	0	0	0.0	0	0	0.0	0	0

2024 GAME-BY-GAME REGULAR-SEASON STATISTICS (PANTHERS)

DATE	OPPONENT	P/S	PASSING											RUSHING				SCORE		
			ATT	CMP	YDS	PCT	Y/A	Y/C	TD	INT	LG	SK/YD	RATE	ATT	YDS	LG	TD		W/L	
09/08	at Saints																		L	10-17
09/15	Chargers																		L	3-26
09/22	at Raiders																		W	36-22
09/29	Bengals																		L	24-34
10/06	at Bears																		L	10-36
10/13	Falcons																		L	20-38
10/20	at Commanders																		L	7-40
10/27	at Broncos																		L	14-28
2024 TOTALS		0-0	0	0	0	0.0	0.0	0.0	0	0	0	0/0	0.0	0	0	0	0	0	1-7	

CURRENT PLAYERS



**ANDREW
RAYM**
6'4" // 327
OKLAHOMA
BROKEN ARROW, OKLA.

60
C

EXPERIENCE (YEARS)

NFL	PANTHERS	BIRTHDATE	ACQUIRED
R	R	5.2.01	UDFA-24

ANDREW RAYM'S NFL REGULAR SEASON STATISTICS

DATE	TEAM	GP	GS
2024	Panthers	1	0
NFL TOTALS		1	0

2024 GAME-BY-GAME REGULAR-SEASON STATISTICS (PANTHERS)

DATE	OPPONENT	P/S		W/L	SCORE
09/08	at Saints		ON INACTIVE LIST	L	10-17
09/15	Chargers		ON INACTIVE LIST	L	3-26
09/22	at Raiders		ON INACTIVE LIST	W	36-22
09/29	Bengals	P		L	24-34
10/06	at Bears		ON INACTIVE LIST	L	10-36
10/13	Falcons		ON INACTIVE LIST	L	20-38
10/27	at Broncos		PRACTICE SQUAD	L	14-28
2024 TOTALS		1-0		1-6	

CURRENT PLAYERS



JA'TAVION SANDERS

6'4" // 243

TEXAS
DENTON, TEXAS

0
TE

EXPERIENCE (YEARS)

NFL

PANTHERS

R

R

BIRTHDATE

3.27.03

ACQUIRED

D4-24

JA'TAVION SANDERS' NFL REGULAR SEASON RUSHING/RECEIVING STATISTICS

DATE	TEAM	RECEIVING							RUSHING				
		GP	GS	NO.	YDS.	AVG.	LG	TD	NO.	YDS.	AVG.	LG	TD
2024	Panthers	8	4	20	158	7.9	29	0	0	0	0.0	0	0
NFL TOTALS		8	4	20	158	7.9	29	0	0	0	0.0	0	0

JA'TAVION SANDERS' NFL REGULAR SEASON RETURN STATISTICS

DATE	TEAM	KICKOFF RETURNS					PUNT RETURNS					
		RET.	YDS.	AVG.	LG	TD	NO.	FC	YDS.	AVG.	LG	TD
2024	Panthers	0	0	0.0	0	0	0	0	0	0.0	0	0
NFL TOTALS		0	0	0.0	0	0	0	0	0	0.0	0	0

2024 GAME-BY-GAME REGULAR-SEASON STATISTICS (PANTHERS)

DATE	OPPONENT	P/S	RECEIVING						RUSHING						W/L	SCORE
			NO.	YDS.	AVG.	LG	TD	NO.	YDS.	AVG.	LG	TD				
09/08	at Saints	S	1	4	4.0	4	0	0	0	0.0	0	0	0	L	10-17	
09/15	Chargers	P	2	8	4.0	6	0	0	0	0.0	0	0	L	3-26		
09/22	at Raiders	P	0	0	0.0	0	0	0	0	0.0	0	0	W	36-22		
09/29	Bengals	S	2	16	8.0	11	0	0	0	0.0	0	0	L	24-34		
10/06	at Bears	P	3	13	4.3	10	0	0	0	0.0	0	0	L	10-36		
10/13	Falcons	S	5	49	9.8	21	0	0	0	0.0	0	0	L	20-38		
10/20	at Commanders	S	6	61	10.2	29	0	0	0	0.0	0	0	L	7-40		
10/27	at Broncos	P	1	7	7.0	7	0	0	0	0.0	0	0	L	14-28		
2024 TOTALS		8-4	20	158	7.9	29	0	0	0	0.0	0	0	0	1-7		

CURRENT PLAYERS



MILES SANDERS

5'11" // 211

**PENN STATE
PITTSBURGH, PA.**

6

RB

EXPERIENCE (YEARS)

NFL

PANTHERS

6

2

BIRTHDATE

5.1.97

ACQUIRED

FA-23

MILES SANDERS' NFL REGULAR SEASON RUSHING/RECEIVING STATISTICS

DATE	TEAM	RUSHING							RECEIVING				
		GP	GS	NO.	YDS.	AVG.	LG	TD	NO.	YDS.	AVG.	LG	TD
2019	Eagles	16	11	179	818	4.6	65t	3	50	509	10.2	45	3
2020	Eagles	12	11	164	867	5.3	82t	6	28	197	7.0	28	0
2021	Eagles	12	12	137	754	5.5	38	0	26	158	6.1	25	0
2022	Eagles	17	15	259	1,269	4.9	40t	11	20	78	3.9	16	0
2023	Panthers	16	5	129	432	3.3	48	1	27	154	5.7	14	0
2024	Panthers	8	1	34	139	4.1	26	1	19	103	5.4	27	0
NFL TOTALS		81	55	902	4,279	4.7	82T	22	170	1,199	7.1	45	3

MILES SANDERS' NFL REGULAR SEASON RETURN STATISTICS

DATE	TEAM	KICKOFF RETURNS					PUNT RETURNS					
		RET.	YDS.	AVG.	LG	TD	NO.	FC	YDS.	AVG.	LG	TD
2019	Eagles	14	314	22.4	67	0	0	0	0	0.0	0	0
2020	Eagles	0	0	0.0	0	0	0	0	0	0.0	0	0
2021	Eagles	0	0	0.0	0	0	0	0	0	0.0	0	0
2022	Eagles	0	0	0.0	0	0	0	0	0	0.0	0	0
2023	Panthers	0	0	0.0	0	0	0	0	0	0.0	0	0
2024	Panthers	0	0	0.0	0	0	0	0	0	0.0	0	0
NFL TOTALS		14	314	22.4	67	0	0	0	0	0.0	0	0

100-YARD RUSHING GAMES (8): REGULAR SEASON

DATE	TEAM	ATT.	YDS.	AVG.	LG	TD
12/15/19	at Commanders	19	122	6.4	56	1
10/18/20	at RAVENS	9	118	13.1	74	0
12/13/20	SAINTS	14	115	8.2	82t	2
12/05/21	at Jets	24	120	5.0	34	0
12/21/21	COMMANDERS	18	131	7.3	38	0
10/02/22	JAGUARS	27	134	5.0	35	2
11/27/22	PACKERS	21	143	6.8	28	2
12/11/22	at Giants	17	144	8.5	40t	2

2024 GAME-BY-GAME REGULAR-SEASON STATISTICS (PANTHERS)

DATE	OPPONENT	P/S	RUSHING					RECEIVING					W/L	SCORE
			NO.	YDS.	AVG.	LG	TD	NO.	YDS.	AVG.	LG	TD		
09/08	at Saints	P	5	22	4.4	8	0	0	0	0.0	0	0	L	10-47
09/15	Chargers	P	7	20	2.9	6	0	3	5	1.7	5	0	L	3-26
09/22	at Raiders	P	7	17	2.4	6	1	2	13	6.5	11	0	W	36-22
09/29	Bengals	P	6	32	5.3	14	0	3	14	4.7	12	0	L	24-34
10/06	at Bears	P	2	6	3.0	4	0	2	27	13.5	27	0	L	10-36
10/13	Falcons	P	3	1	0.3	3	0	1	12	12.0	12	0	L	20-38
10/20	at Commanders	P	3	34	11.3	26	0	1	-6	-6.0	-6	0	L	7-40
10/27	at Broncos	S	1	7	7.0	7	0	7	38	5.4	11	0	L	14-28
2024 TOTALS			8-1	34	139	4.1	26	1	19	103	5.4	27	0	1-7

CURRENT PLAYERS



T.J. SMITH
6'3" // 300
ARKANSAS
MOULTRIE, GA.

97
DL

EXPERIENCE (YEARS)		BIRTHDATE	ACQUIRED
NFL	PANTHERS		
3	3	4.19.97	FA-24

T.J. SMITH'S NFL REGULAR SEASON DEFENSIVE STATISTICS

DATE	TEAM	GP	GS	TACKLES							INTERCEPTIONS					O. FUMB			ST				MISC				
				TK	S	A	TFL	YDS	SK	YDS	QBH	NO	YDS	LG	TD	PD	FF	FR	TD	YDS	TK	S	A	FF	FR	S	A
2020	Chargers	0	0	0	0	0	0	0	0.0	0.0	0	0	0	0	0	0	0	0	0	0	0	0	0	0	0	0	0
2021	Chargers	0	0	0	0	0	0	0	0.0	0.0	0	0	0	0	0	0	0	0	0	0	0	0	0	0	0	0	0
2021	Vikings	1	0	3	1	2	0	0	0.0	0.0	0	0	0	0	0	0	0	0	0	0	0	0	0	0	0	0	0
2021	TOTAL	1	0	3	1	2	0	0	0.0	0.0	0	0	0	0	0	0	0	0	0	0	0	0	0	0	0	0	0
2022	Vikings	1	0	4	1	3	1	3	0.0	0.0	0	0	0	0	0	0	0	0	0	0	0	0	0	0	0	0	0
2023	Vikings	3	0	4	1	3	0	0	0.0	0.0	0	0	0	0	0	0	0	0	0	0	0	0	0	0	0	0	0
2024	Panthers	3	0	2	0	2	0	0	0.0	0.0	0	0	0	0	0	0	0	0	0	0	0	0	0	0	0	0	0
NFL TOTALS		8	0	13	3	10	1	3	0.0	0.0	0	0	0	0	0	0	0	0	0	0	0	0	0	0	0	0	0

2024 GAME-BY-GAME REGULAR-SEASON STATISTICS (PANTHERS)

DATE	OPPONENT	P/S	TACKLES							INTERCEPTIONS					O. FUMB			ST				MISC					
			TK	S	A	SK	YDS	TFL	YDS	QBH	NO	YDS	LG	TD	PD	FF	FR	TD	YDS	TK	S	A	FF	FR	S	A	W/L
09/08	at Saints																									L	10-47
09/15	Chargers																									L	3-26
09/22	at Raiders																									W	36-22
09/29	Bengals																									L	24-34
10/06	at Bears																									L	10-36
10/13	Falcons																									L	20-38
10/20	at Commanders	P	1	0	1	0.0	0.0	0	0	0	0	0	0	0	0	0	0	0	0	0	0	0	0	0	0	L	7-40
10/27	at Broncos																									L	14-28
2024 TOTALS		1-0	1	0	1	0.0	0.0	0	0	0	0	0	0	0	0	0	0	0	0	0	0	0	0	0	0	1-7	

CURRENT PLAYERS



CHAU
SMITH-WADE

5'11" // 176

WASHINGTON STATE
DENVER, COLO.

26

CB

EXPERIENCE (YEARS)

NFL

PANTHERS

R

R

BIRTHDATE

9.17.02

ACQUIRED

05-24

CHAU SMITH-WADE'S NFL REGULAR SEASON DEFENSIVE STATISTICS

DATE	TEAM	GP	GS	TACKLES							INTERCEPTIONS				O. FUMB			ST		MISC							
				TK	S	A	TFL	YDS	SK	YDS	QBH	NO	YDS	LG	TD	PD	FF	FR	TD	YDS	TK	S	A	FF	FR	S	A
2024	Panthers	7	1	14	7	7	0	0	0.0	0.0	0	0	0	0	0	0	0	0	0	0	2	1	1	0	0	0	0
NFL TOTALS		7	1	14	7	7	0	0	0.0	0.0	0	0	0	0	0	0	0	0	0	2	1	1	0	0	0	0	0

2024 GAME-BY-GAME REGULAR-SEASON STATISTICS (PANTHERS)

DATE	OPPONENT	P/S	TACKLES							INTERCEPTIONS				O. FUMB			ST		MISC		SCORE							
			TK	S	A	SK	YDS	TFL	YDS	QBH	NO	YDS	LG	TD	PD	FF	FR	TD	YDS	TK		S	A	FF	FR	S	A	W/L
09/08	at Saints	P	0	0	0	0.0	0.0	0	0	0	0	0	0	0	0	0	0	0	1	0	1	0	0	0	0	L	10-47	
09/15	Chargers		ON INACTIVE LIST																								L	3-26
09/22	at Raiders	P	0	0	0	0.0	0.0	0	0	0	0	0	0	0	0	0	0	0	0	0	0	0	0	0	0	W	36-22	
09/29	Bengals	P	0	0	0	0.0	0.0	0	0	0	0	0	0	0	0	0	0	0	0	0	0	0	0	0	0	L	24-34	
10/06	at Bears	S	2	0	2	0.0	0.0	0	0	0	0	0	0	0	0	0	0	0	0	0	0	0	0	0	0	L	10-36	
10/13	Falcons	P	0	0	0	0.0	0.0	0	0	0	0	0	0	0	0	0	0	0	1	1	0	0	0	0	0	L	20-38	
10/20	at Commanders	P	8	5	3	0.0	0.0	0	0	0	0	0	0	0	0	0	0	0	0	0	0	0	0	0	0	L	7-40	
10/27	at Broncos	P	4	2	2	0.0	0.0	0	0	0	0	0	0	0	0	0	0	0	0	0	0	0	0	0	0	L	14-28	
2024 TOTALS		7-1	14	7	7	0.0	0.0	0	0	0	0	0	0	0	0	0	0	0	2	1	1	0	0	0	0	1-7		

CURRENT PLAYERS



STEPHEN SULLIVAN

6'5" // 245

LSU DONALDSONVILLE, LA.

85

TE

EXPERIENCE (YEARS)

NFL

PANTHERS

3

4

BIRTHDATE

11.28.96

ACQUIRED

FA-20

STEPHEN SULLIVAN'S NFL REGULAR SEASON RUSHING/RECEIVING STATISTICS

DATE	TEAM	GP	GS	RECEIVING					RUSHING					
				NO.	YDS.	AVG.	LG	TD	NO.	YDS.	AVG.	LG	TD	
2020	Seahawks	1	0	0	0	0.0	0	0	0	0	0.0	0	0	0
2021	Panthers	3	0	0	0	0.0	0	0	0	0	0.0	0	0	0
2022	Panthers	14	0	2	46	23.0	33	0	0	0	0.0	0	0	0
2023	Panthers	11	0	12	125	10.4	20	0	0	0	0.0	0	0	0
2024	Panthers	0	0	0	0	0.0	0	0	0	0	0.0	0	0	0
NFL TOTALS		29	0	14	171	12.2	33	0	0	0	0.0	0	0	0

2024 GAME-BY-GAME REGULAR-SEASON STATISTICS (PANTHERS)

DATE	OPPONENT	P/S	RECEIVING					RUSHING					TD	W/L	SCORE
			NO.	YDS.	AVG.	LG	TD	NO.	YDS.	AVG.	LG	TD			
09/29	Bengals		PRACTICE SQUAD										L		24-34
10/06	at Bears		PRACTICE SQUAD										L		10-36
2024 TOTALS		0-0	0	0	0.0	0	0	0	0	0.0	0	0	0	0-2	

2024 GAME-BY-GAME REGULAR-SEASON STATISTICS (PANTHERS)

DATE	OPPONENT	P/S	TACKLES					INTERCEPTIONS					O. FUMB			ST			MISC			TD	W/L	SCORE				
			TK	S	A	SK	YDS	TFL	YDS	QBH	NO	YDS	LG	TD	PD	FF	FR	TD	YDS	TK	S				A	FF	FR	S
09/29	Bengals		PRACTICE SQUAD																			L		24-34				
10/06	at Bears		PRACTICE SQUAD																			L		10-36				
2024 TOTALS			0	0	0.0	0.0	0	0	0	0	0	0	0	0	0	0	0	0	0	0	0	0	0	0	0	0	0-2	

STEPHEN SULLIVAN'S NFL REGULAR SEASON PASSING STATISTICS

DATE	TEAM	GP	GS	ATT.	CMP.	PCT.	YDS	AVG.	TD	INT.	LG	SK	LST	RATE
2020	Seahawks	1	0	0	0	0.0	0	0.0	0	0	0	0	0	0.0
2021	Panthers	3	0	0	0	0.0	0	0.0	0	0	0	0	0	0.0
2022	Panthers	14	0	0	0	0.0	0	0.0	0	0	0	0	0	0.0
2023	Panthers	11	0	0	0	0.0	0	0.0	0	0	0	0	0	0.0
2024	Panthers	0	0	0	0	0.0	0	0.0	0	0	0	0	0	0.0
TOTALS		29	0	0	0	0.0	0	0.0	0	0	0	0	0	0.0

STEPHEN SULLIVAN'S NFL REGULAR SEASON RUSHING STATISTICS

DATE	TEAM	NO.	YDS.	AVG.	LG	TD
2020	Seahawks	0	0	0.0	0	0
2021	Panthers	0	0	0.0	0	0
2022	Panthers	0	0	0.0	0	0
2023	Panthers	0	0	0.0	0	0
2024	Panthers	0	0	0.0	0	0
TOTALS		0	0	0.0	0	0

CURRENT PLAYERS

STEPHEN SULLIVAN'S NFL REGULAR SEASON PASSING/RUSHING STATISTICS

DATE	TEAM	GP	GS	PASSING											RUSHING						
				ATT.	CMP.	PCT.	YDS.	AVG.	TD	INT.	LG	SK	LST	RATE	NO.	YDS.	AVG.	LG	TD		
2020	Seahawks	1	0	0	0	0.0	0	0.0	0	0	0	0	0	0	0	0	0	0	0	0	0
2021	Panthers	3	0	0	0	0.0	0	0.0	0	0	0	0	0	0	0	0	0	0	0	0	0
2022	Panthers	14	0	0	0	0.0	0	0.0	0	0	0	0	0	0	0	0	0	0	0	0	0
2023	Panthers	11	0	0	0	0.0	0	0.0	0	0	0	0	0	0	0	0	0	0	0	0	0
2024	Panthers	0	0	0	0	0.0	0	0.0	0	0	0	0	0	0	0	0	0	0	0	0	0
TOTALS		29	0	0	0	0.0	0	0.0	0	0	0	0	0	0	0	0	0	0	0	0	0

2024 GAME-BY-GAME REGULAR-SEASON STATISTICS (PANTHERS)

DATE	OPPONENT	P/S	PASSING											RUSHING						
			ATT	CMP	YDS	PCT	Y/A	Y/C	TD	INT	LG	SK/YD	RATE	ATT	YDS	LG	TD	W/L	SCORE	
09/29	Bengals		PRACTICE SQUAD														L	24-34		
10/06	at Bears		PRACTICE SQUAD														L	10-36		
2024 TOTALS		0-0	0	0	0	0.0	0.0	0.0	0	0	0/0	0.0	0	0	0	0	0	0	0-2	

STEPHEN SULLIVAN'S NFL REGULAR SEASON PUNTING STATISTICS

DATE	TEAM	GP	NO.	YDS.	AVG.	OPP. RET.	YDS.	NET		TB	IN20	LG	BK
								YDS.	AVG.				
2020	Seahawks	1	0	0	0.0	0	0	0	0.0	0	0	0	0
2021	Panthers	3	0	0	0.0	0	0	0	0.0	0	0	0	0
2022	Panthers	14	0	0	0.0	0	0	0	0.0	0	0	0	0
2023	Panthers	11	0	0	0.0	0	0	0	0.0	0	0	0	0
2024	Panthers	0	0	0	0.0	0	0	0	0.0	0	0	0	0
NFL TOTALS		29	0	0	0.0	0	0	0	0.0	0	0	0	0

2024 GAME-BY-GAME REGULAR-SEASON STATISTICS (PANTHERS)

DATE	OPPONENT	NO.	YDS.	AVG.	OPP. RET.	YDS.	NET		TB	IN20	LG	BK	W/L	SCORE
							YDS.	AVG						
09/29	Bengals		PRACTICE SQUAD										L	24-34
10/06	at Bears		PRACTICE SQUAD										L	10-36
2024 TOTALS		0	0	0	0.0	0	0	0.0	0	0	0	0	0-2	

STEPHEN SULLIVAN'S NFL REGULAR SEASON KICKING STATISTICS

DATE	TEAM	GP	FGM	FGA	PCT.	LG	XP	XPA	PCT.	BLK	PTS
2021	Panthers	3	0	0	0.0	0	0	0	0.0	0	0
2022	Panthers	14	0	0	0.0	0	0	0	0.0	0	0
2023	Panthers	11	0	0	0.0	0	0	0	0.0	0	0
2024	Panthers	0	0	0	0.0	0	0	0	0.0	0	0
NFL TOTALS		29	0	0	0.0	0	0	0	0.0	0	0

2024 GAME-BY-GAME REGULAR-SEASON STATISTICS (PANTHERS)

DATE	OPPONENT	FIELD GOALS					EXTRA POINTS					
		FGM	FGA	PCT	LG	XP	XPA	PCT	BLK	PTS	W/L	SCORE
09/29	Bengals	PRACTICE SQUAD									L	24-34
10/06	at Bears	PRACTICE SQUAD									L	10-36
2024 TOTALS		0	0	0	0.0	0	0	0.0	0	0	0-2	

STEPHEN SULLIVAN'S NFL REGULAR SEASON STATISTICS


DATE	TEAM	GP	GS
2020	Seahawks	1	0
2021	Panthers	3	0
2022	Panthers	14	0
2023	Panthers	11	0
2024	Panthers	0	0
NFL TOTALS		29	0

2024 GAME-BY-GAME REGULAR-SEASON STATISTICS (PANTHERS)

DATE	OPPONENT	P/S	W/L	SCORE
09/29	Bengals	PRACTICE SQUAD	L	24-34
10/06	at Bears	PRACTICE SQUAD	L	10-36
2024 TOTALS		0-0	0-2	

CURRENT PLAYERS

CURRENT PLAYERS



ADAM
THIELEN

6'2" // 200

MINNESOTA STATE
DETROIT LAKES, MINN.

19

WR

EXPERIENCE (YEARS)		BIRTHDATE	ACQUIRED
NFL	PANTHERS	8.22.90	FA-23
11	2		

ADAM THIELEN'S NFL REGULAR SEASON RUSHING/RECEIVING STATISTICS

DATE	TEAM	RECEIVING						RUSHING					
		GP	GS	NO.	YDS.	AVG.	LG	TD	NO.	YDS.	AVG.	LG	TD
2014	Vikings	16	2	8	137	17.1	44t	1	0	0	0.0	0	0
2015	Vikings	16	2	12	144	12.0	30	0	4	89	22.3	41	0
2016	Vikings	16	10	69	967	14.0	71t	5	2	15	7.5	11	0
2017	Vikings	16	16	91	1,276	14.0	65t	4	1	11	11.0	11	0
2018	Vikings	16	16	113	1,373	12.2	68	9	5	30	6.0	15	0
2019	Vikings	10	10	30	418	13.9	44	6	4	6	1.5	3	1
2020	Vikings	15	15	74	925	12.5	51	14	3	15	5.0	8	0
2021	Vikings	13	13	67	726	10.8	35	10	1	2	2.0	2	0
2022	Vikings	17	17	70	716	10.2	36	6	1	4	4.0	4	0
2023	Panthers	17	17	103	1,014	9.8	32	4	1	6	6.0	6	0
2024	Panthers	3	3	8	109	13.6	32	1	0	0	0.0	0	0
NFL TOTALS		155	121	645	7,805	12.1	71T	60	22	178	8.1	41	1

100-YARD RECEIVING GAMES (24): REGULAR SEASON


DATE	TEAM	NO.	YDS.	AVG.	LG	TD
10/09/16	TEXANS	7	127	18.1	36t	1
12/11/16	at Jaguars	4	101	25.3	41	0
12/24/16	at Packers	12	202	16.8	71t	2
09/11/17	SAINTS	9	157	17.4	44	0
11/12/17	at Commanders	8	166	20.8	49	1
11/19/17	RAMS	6	123	20.5	65t	1
12/10/17	at Panthers	6	105	17.5	52t	1
09/09/18	49ERS	6	102	17.0	34	0
09/16/18	at Packers	12	131	10.9	25	1
09/23/18	BILLS	14	105	7.5	19	0
09/27/18	at Rams	8	135	16.9	45t	1
10/07/18	at Eagles	7	116	16.6	68	1
10/14/18	CARDINALS	11	123	11.2	17	1
10/21/18	at Jets	9	110	12.2	34t	1
10/28/18	SAINTS	7	103	14.7	28	1
11/25/18	PACKERS	8	125	15.6	33	1
10/06/19	at Giants	7	130	18.6	44	2
09/13/20	PACKERS	6	110	18.3	37t	2
10/04/20	at Texans	8	114	14.3	39	1
11/22/20	COWBOYS	8	123	15.4	51	2
10/17/21	at Panthers	11	126	11.5	35	1
09/24/23	at Seahawks	11	145	13.2	25	1
10/08/23	at Lions	11	107	9.7	30	1
10/15/23	at Dolphins	11	115	10.5	27	1

CURRENT PLAYERS

2024 GAME-BY-GAME REGULAR-SEASON STATISTICS (PANTHERS)

DATE	OPPONENT	P/S	RECEIVING					RUSHING					TD	W/L	SCORE
			NO.	YDS.	AVG.	LG	TD	NO.	YDS.	AVG.	LG	TD			
09/08	at Saints	S	3	49	16.3	32	0	0	0	0.0	0	0	0	L	10-47
09/15	Chargers	S	2	20	10.0	10	0	0	0	0.0	0	0	0	L	3-26
09/22	at Raiders	S	3	40	13.3	31	1	0	0	0.0	0	0	0	W	36-22
09/29	Bengals		INJURED RESERVE										L	24-34	
10/06	at Bears		INJURED RESERVE										L	10-36	
10/13	Falcons		INJURED RESERVE										L	20-38	
10/20	at Commanders		INJURED RESERVE										L	7-40	
10/27	at Broncos		INJURED RESERVE - DESIGNATED FOR RETURN										L	14-28	
2024 TOTALS		3-3	8	109	13.6	32	1	0	0	0.0	0	0	0	1-7	

CURRENT PLAYERS



IAN THOMAS
6'4" // 260

INDIANA
BALTIMORE, MD.

80

TE

EXPERIENCE (YEARS)

NFL

PANTHERS

7

7

BIRTHDATE

6.6.96

ACQUIRED

D4A-18

IAN THOMAS' NFL REGULAR SEASON RUSHING/RECEIVING STATISTICS

DATE	TEAM	RECEIVING							RUSHING				
		GP	GS	NO.	YDS.	AVG.	LG	TD	NO.	YDS.	AVG.	LG	TD
2018	Panthers	16	6	36	333	9.3	31	2	0	0	0.0	0	0
2019	Panthers	16	3	16	136	8.5	19	1	0	0	0.0	0	0
2020	Panthers	16	8	20	145	7.3	21	1	0	0	0.0	0	0
2021	Panthers	17	13	18	188	10.4	41	0	0	0	0.0	0	0
2022	Panthers	17	17	21	197	9.4	50	0	0	0	0.0	0	0
2023	Panthers	12	5	5	56	11.2	28	0	0	0	0.0	0	0
2024	Panthers	3	0	2	4	2.0	2	0	0	0	0.0	0	0
NFL TOTALS		97	52	118	1,059	9.0	50	4	0	0	0.0	0	0

2024 GAME-BY-GAME REGULAR-SEASON STATISTICS (PANTHERS)

DATE	OPPONENT	P/S	RECEIVING						RUSHING					W/L	SCORE
			NO.	YDS.	AVG.	LG	TD	NO.	YDS.	AVG.	LG	TD			
09/08	at Saints		INJURED RESERVE											L	10-47
09/15	Chargers		INJURED RESERVE											L	3-26
09/22	at Raiders		INJURED RESERVE											W	36-22
09/29	Bengals		INJURED RESERVE											L	24-34
10/06	at Bears		INJURED RESERVE - DESIGNATED FOR RETURN											L	10-36
10/13	Falcons	P	0	0	0.0	0	0	0	0	0.0	0	0	0	L	20-38
10/20	at Commanders	P	2	4	2.0	2	0	0	0	0.0	0	0	0	L	7-40
10/27	at Broncos	P	0	0	0.0	0	0	0	0	0.0	0	0	0	L	14-28
2024 TOTALS		3-0	2	4	2.0	2	0	0	0	0.0	0	0	0		

CURRENT PLAYERS



DEVEN THOMPCKINS

5'8" // 155

**UTAH STATE
FORT MYERS, FL**

87
WR

EXPERIENCE (YEARS)

NFL

PANTHERS

3

1

BIRTHDATE

12.23.99

ACQUIRED

FA-24

DEVEN THOMPCKINS' NFL REGULAR SEASON RUSHING/RECEIVING STATISTICS

DATE	TEAM	GP	GS	RECEIVING					RUSHING				
				NO.	YDS.	AVG.	LG	TD	NO.	YDS.	AVG.	LG	TD
2022	Buccaneers	5	1	5	32	6.4	13	0	2	26	13.0	17	0
2023	Buccaneers	17	1	17	83	4.9	26	1	8	56	7.0	17	0
2024	Panthers	0	0	0	0	0.0	0	0	0	0	0.0	0	0
NFL TOTALS		22	2	22	115	5.2	26	1	10	82	8.2	17	0


DEVEN THOMPCKINS' NFL REGULAR SEASON RETURN STATISTICS

DATE	TEAM	RET.	KICKOFF RETURNS				PUNT RETURNS					
			YDS.	AVG.	LG	TD	NO.	FC	YDS.	AVG.	LG	TD
2022	Buccaneers	12	263	21.9	54	0	6	10	61	10.2	14	0
2023	Buccaneers	16	327	20.4	32	0	25	18	234	9.4	51	0
2024	Panthers	0	0	0.0	0	0	0	0	0	0.0	0	0
NFL TOTALS		28	590	21.1	54	0	31	28	295	9.5	51	0

2024 GAME-BY-GAME REGULAR-SEASON STATISTICS (PANTHERS)

DATE	OPPONENT	P/S	RECEIVING					RUSHING					W/L	SCORE
			NO.	YDS.	AVG.	LG	TD	NO.	YDS.	AVG.	LG	TD		
09/29	Bengals												L	24-34
10/06	at Bears												L	10-36
10/13	Falcons												L	20-38
10/20	at Commanders												L	7-40
10/27	at Broncos												L	14-28
2024 TOTALS		0-0	0	0	0.0	0	0	0	0	0.0	0	0	0-5	

CURRENT PLAYERS



**TOMMY
TREMBLE**

6'4" // 250

**NOTRE DAME
PEACHTREE CORNERS, GA.**

82

TE

EXPERIENCE (YEARS)

NFL

PANTHERS

4

4

BIRTHDATE

6.2.00

ACQUIRED

D3B-21

TOMMY TREMBLE'S NFL REGULAR SEASON RUSHING/RECEIVING STATISTICS

DATE	TEAM	GP	GS	RECEIVING					RUSHING				
				NO.	YDS.	AVG.	LG	TD	NO.	YDS.	AVG.	LG	TD
2021	Panthers	16	11	20	180	9.0	30	1	3	11	3.7	7t	1
2022	Panthers	17	4	19	174	9.2	29t	3	0	0	0.0	0	0
2023	Panthers	16	8	23	194	8.4	30	3	0	0	0.0	0	0
2024	Panthers	5	5	9	72	8.0	20	0	0	0	0.0	0	0
NFL TOTALS		54	28	71	620	8.7	30	7	3	11	3.7	7T	1

TOMMY TREMBLE'S NFL REGULAR SEASON RETURN STATISTICS

DATE	TEAM	RET.	KICKOFF RETURNS				PUNT RETURNS						
			YDS.	AVG.	LG	TD	NO.	FC	YDS.	AVG.	LG	TD	
2021	Panthers	1	21	21.0	21	0	0	0	0	0.0	0	0	0
2022	Panthers	1	8	8.0	8	0	0	0	0	0.0	0	0	0
2023	Panthers	0	0	0.0	0	0	0	0	0	0.0	0	0	0
2024	Panthers	0	0	0.0	0	0	0	0	0	0.0	0	0	0
NFL TOTALS		2	29	14.5	21	0	0	0	0	0.0	0	0	0

2024 GAME-BY-GAME REGULAR-SEASON STATISTICS (PANTHERS)

DATE	OPPONENT	P/S	RECEIVING					RUSHING					W/L	SCORE	
			NO.	YDS.	AVG.	LG	TD	NO.	YDS.	AVG.	LG	TD			
09/08	at Saints		ON INACTIVE LIST											L	10-47
09/15	Chargers	S	3	23	7.7	12	0	0	0	0.0	0	0	L	3-26	
09/22	at Raiders	S	3	29	9.7	20	0	0	0	0.0	0	0	W	36-22	
09/29	Bengals	S	0	0	0.0	0	0	0	0	0.0	0	0	L	24-34	
10/06	at Bears	S	1	7	7.0	7	0	0	0	0.0	0	0	L	10-36	
10/13	Falcons		ON INACTIVE LIST											L	20-38
10/20	at Commanders		ON INACTIVE LIST											L	7-40
10/27	at Broncos	S	2	13	6.5	8	0	0	0	0.0	0	0	L	14-28	
2024 TOTALS		5-5	9	72	8.0	20	0	0	0	0.0	0	0	1-7		

CURRENT PLAYERS



BRANDON WALTON
6'5" // 300
FLORIDA ATLANTIC
LARGO, FL

73

OL

EXPERIENCE (YEARS)

NFL	PANTHERS	BIRTHDATE	ACQUIRED
3	1	3.18.98	FA-24

BRANDON WALTON'S NFL REGULAR SEASON STATISTICS

DATE	TEAM	GP	GS
2020	Bills	0	0
2020	Steelers	0	0
2020	TOTAL	0	0
2022	Buccaneers	11	2
2023	Buccaneers	4	0
2024	Buccaneers	0	0
2024	Panthers	1	0
2024	TOTAL	1	0
NFL TOTALS		16	2

2024 GAME-BY-GAME REGULAR-SEASON STATISTICS (BUCCANEERS/PANTHERS)

DATE	OPPONENT	P/S	W/L	SCORE
09/08	Commanders		W	37-20
			DID NOT PLAY	
			Went from Buccaneers to Panthers .	
09/15	Chargers		L	3-26
09/22	at Raiders		W	36-22
09/29	Bengals		L	24-34
10/06	at Bears		L	10-36
10/13	Falcons		L	20-38
10/20	at Commanders		L	7-40
10/27	at Broncos		L	14-28
2024 TOTALS		0-0	2-6	

CURRENT PLAYERS



D.J. WONNUM
6'5" // 258
 SOUTH CAROLINA
 STONE MOUNTAIN, GA.

98
OLB

EXPERIENCE (YEARS)		BIRTHDATE	ACQUIRED
NFL	PANTHERS	10.31.97	FA-24
5	1		


D.J. WONNUM'S NFL REGULAR SEASON DEFENSIVE STATISTICS

DATE	TEAM	GP	GS	TACKLES							INTERCEPTIONS					O. FUMB			ST				MISC					
				TK	S	A	TFL	YDS	SK	YDS	QBH	NO	YDS	LG	TD	PD	FF	FR	TD	YDS	TK	S	A	FF	FR	S	A	
2020	Vikings	14	2	24	16	8	5	40	3.0	16.0	9	0	0	0	0	1	1	0	0	0	0	0	0	0	0	0	0	0
2021	Vikings	17	14	47	29	18	7	63	8.0	77.0	15	0	0	0	0	4	1	0	0	0	0	0	0	0	0	0	0	0
2022	Vikings	16	1	34	23	11	5	21	4.0	28.0	10	0	0	0	0	0	1	0	0	0	0	4	4	0	0	0	0	0
2023	Vikings	15	14	60	32	28	7	52	8.0	54.5	15	0	0	0	0	6	0	1	1	51	2	1	1	0	0	0	0	0
2024	Panthers	0	0	0	0	0	0	0	0.0	0.0	0	0	0	0	0	0	0	0	0	0	0	0	0	0	0	0	0	0
NFL TOTALS		62	31	165	100	65	24	176	23.0	175.5	49	0	0	0	0	11	3	1	1	51	6	5	1	0	0	0	0	0

2024 GAME-BY-GAME REGULAR-SEASON STATISTICS (PANTHERS)

DATE	OPPONENT	P/S	TACKLES							INTERCEPTIONS					O. FUMB			ST				MISC		SCORE				
			TK	S	A	SK	YDS	TFL	YDS	QBH	NO	YDS	LG	TD	PD	FF	FR	TD	YDS	TK	S	A	FF		FR	S	A	W/L
09/08	at Saints																										L	10-47
09/15	Chargers																										L	3-26
09/22	at Raiders																										W	36-22
09/29	Bengals																										L	24-34
10/06	at Bears																										L	10-36
10/13	Falcons																										L	20-38
10/20	at Commanders																										L	7-40
10/27	at Broncos																										L	14-28
2024 TOTALS			0	0	0	0	0	0	0	0	0	0	0	0	0	0	0	0	0	0	0	0	0	0	0	0	0	1-7

CURRENT PLAYERS



XAVIER WOODS
5'11" // 200

LOUISIANA TECH
WEST MONROE, LA.

25

S

EXPERIENCE (YEARS)

NFL

PANTHERS

8

3

BIRTHDATE

7.26.95

ACQUIRED

UFA-22 MIN


XAVIER WOODS' NFL REGULAR SEASON DEFENSIVE STATISTICS

DATE	TEAM	GP	GS	TACKLES								INTERCEPTIONS					O. FUMB			ST			MISC				
				TK	S	A	TFL	YDS	SK	YDS	QBH	NO	YDS	LG	TD	PD	FF	FR	TD	YDS	TK	S	A	FF	FR	S	A
2017	Cowboys	16	4	40	31	9	1	2	0.0	0.0	4	1	7	7	0	3	0	0	0	6	2	2	0	0	1	0	0
2018	Cowboys	14	14	56	39	17	0	0	0.0	0.0	0	2	15	15	0	9	1	0	0	0	0	0	0	0	0	0	0
2019	Cowboys	15	15	75	51	24	1	3	0.0	0.0	0	2	38	29	0	5	2	1	0	9	2	1	1	0	0	0	0
2020	Cowboys	15	15	72	48	24	2	0	0.0	0.0	1	0	0	0	0	1	0	0	0	0	0	0	0	0	0	0	0
2021	Vikings	17	17	107	71	36	1	1	1.0	3.0	1	3	54	27	0	10	2	0	0	0	1	1	0	0	0	0	0
2022	Panthers	15	15	86	53	33	0	0	0.0	0.0	1	0	0	0	0	6	0	2	0	30	0	0	0	0	0	0	0
2023	Panthers	14	14	61	39	22	4	7	0.0	0.0	0	2	-1	2	0	7	0	1	0	5	0	0	0	0	0	0	0
2024	Panthers	8	8	56	34	22	1	9	0.0	0.0	0	1	33	33	0	2	0	0	0	0	0	0	0	0	0	0	0
NFL TOTALS		114	102	553	366	187	10	22	1.0	3.0	7	11	146	33	0	43	5	4	0	50	5	4	1	0	1	0	0

2024 GAME-BY-GAME REGULAR-SEASON STATISTICS (PANTHERS)

DATE	OPPONENT	P/S	TACKLES								INTERCEPTIONS					O. FUMB			ST			MISC					
			TK	S	A	SK	YDS	TFL	YDS	QBH	NO	YDS	LG	TD	PD	FF	FR	TD	YDS	TK	S	A	FF	FR	S	A	W/L
09/08	at Saints	S	8	5	3	0.0	0.0	0	0	0	0	0	0	0	0	0	0	0	0	0	0	0	0	0	0	L	10-47
09/15	Chargers	S	6	2	4	0.0	0.0	0	0	0	0	0	0	0	0	0	0	0	0	0	0	0	0	0	0	L	3-26
09/22	at Raiders	S	4	1	3	0.0	0.0	0	0	0	0	0	0	0	0	0	0	0	0	0	0	0	0	0	0	W	36-22
09/29	Bengals	S	10	7	3	0.0	0.0	1	9	0	1	33	33	0	1	0	0	0	0	0	0	0	0	0	0	L	24-34
10/06	at Bears	S	7	5	2	0.0	0.0	0	0	0	0	0	0	0	0	0	0	0	0	0	0	0	0	0	0	L	10-36
10/13	Falcons	S	9	7	2	0.0	0.0	0	0	0	0	0	0	0	1	0	0	0	0	0	0	0	0	0	0	L	20-38
10/20	at Commanders	S	7	4	3	0.0	0.0	0	0	0	0	0	0	0	0	0	0	0	0	0	0	0	0	0	0	L	7-40
10/27	at Broncos	S	5	3	2	0.0	0.0	0	0	0	0	0	0	0	0	0	0	0	0	0	0	0	0	0	0	L	14-28
2024 TOTALS		8-8	56	34	22	0.0	0.0	1	9	0	1	33	33	0	2	0	0	0	0	0	0	0	0	0	0	1-7	

CURRENT PLAYERS



CHANDLER WOOTEN

6'3" // 232

AUBURN
ACWORTH, GA.

57

LB

EXPERIENCE (YEARS)			BIRTHDATE	ACQUIRED
NFL	PANTHERS		4.25.99	FA-22
3	3	3		


CHANDLER WOOTEN'S NFL REGULAR SEASON DEFENSIVE STATISTICS

DATE	TEAM	GP	GS	TACKLES							INTERCEPTIONS					O. FUMB			ST				MISC						
				TK	S	A	TFL	YDS	SK	YDS	QBH	NO	YDS	LG	TD	PD	FF	FR	TD	YDS	TK	S	A	FF	FR	S	A		
2022	Cardinals	0	0	0	0	0	0	0	0.0	0.0	0	0	0	0	0	0	0	0	0	0	0	0	0	0	0	0	0		
2022	Panthers	9	0	0	0	0	0	0	0.0	0.0	0	0	0	0	0	0	0	0	0	0	0	0	1	0	1	1	0	0	
2022	TOTAL	9	0	0	0	0	0	0	0.0	0.0	0	0	0	0	0	0	0	0	0	0	0	0	1	0	1	1	0	0	
2023	Panthers	8	0	5	0	5	0	0	0.0	0.0	0	0	0	0	0	0	0	0	0	0	0	0	3	2	1	0	1	0	0
2024	Panthers	3	0	6	4	2	0	0	0.0	0.0	0	0	0	0	0	0	0	0	0	0	0	0	1	0	1	0	0	0	
NFL TOTALS		20	0	11	4	7	0	0	0.0	0.0	0	0	0	0	0	0	0	0	0	0	0	0	5	2	3	1	1	0	0

2024 GAME-BY-GAME REGULAR-SEASON STATISTICS (PANTHERS)

DATE	OPPONENT	P/S	TACKLES							INTERCEPTIONS					O. FUMB			ST				MISC		SCORE						
			TK	S	A	SK	YDS	TFL	YDS	QBH	NO	YDS	LG	TD	PD	FF	FR	TD	YDS	TK	S	A	FF		FR	S	A	W/L		
09/08	at Saints		PRACTICE SQUAD																							L	10-47			
09/15	Chargers		PRACTICE SQUAD																							L	3-26			
09/22	at Raiders		PRACTICE SQUAD																							W	36-22			
09/29	Bengals		PRACTICE SQUAD																							L	24-34			
10/06	at Bears	P	0	0	0	0.0	0.0	0	0	0	0	0	0	0	0	0	0	0	0	0	0	0	1	0	1	0	0	0	L	10-36
10/13	Falcons	P	0	0	0	0.0	0.0	0	0	0	0	0	0	0	0	0	0	0	0	0	0	0	0	0	0	0	0	0	L	20-38
10/20	at Commanders	P	6	4	2	0.0	0.0	0	0	0	0	0	0	0	0	0	0	0	0	0	0	0	0	0	0	0	0	0	L	7-40
10/27	at Broncos		PRACTICE SQUAD																							L	14-28			
2024 TOTALS		3-0	6	4	2	0.0	0.0	0	0	0	0	0	0	0	0	0	0	0	0	0	0	0	0	1	0	1	0	0	0	1-7

CURRENT PLAYERS



**BRUCE
YOUNG**
5'10" // 204

ALABAMA
PASADENA, CALIF.

9
QB

EXPERIENCE (YEARS)

NFL

PANTHERS

2

2

BIRTHDATE

7.25.01

ACQUIRED

D1-23

BRUCE YOUNG'S NFL REGULAR SEASON PASSING STATISTICS

DATE	TEAM	GP	GS	ATT.	CMP.	PCT.	YDS	AVG.	TD	INT.	LG	SK	LST	RATE
2023	Panthers	16	16	527	315	59.8	2,877	5.5	11	10	48	62	477	73.7
2024	Panthers	5	3	102	61	59.8	523	5.1	2	5	35	9	52	59.4
TOTALS		21	19	629	376	59.8	3,400	5.4	13	15	48	71	529	71.4

BRUCE YOUNG'S NFL REGULAR SEASON RUSHING STATISTICS

DATE	TEAM	NO.	YDS.	AVG.	LG	TD
2023	Panthers	39	253	6.5	26	0
2024	Panthers	9	32	3.6	8	1
TOTALS		48	285	5.9	26	1

BRUCE YOUNG'S NFL REGULAR SEASON PASSING/RUSHING STATISTICS

DATE	TEAM	GP	GS	ATT.	CMP.	PCT.	PASSING							RUSHING					
							YDS	AVG.	TD	INT.	LG	SK	LST	RATE	NO.	YDS.	AVG.	LG	TD
2023	Panthers	16	16	527	315	59.8	2,877	5.5	11	10	48	62	477	73.7	39	253	6.5	26	0
2024	Panthers	5	3	102	61	59.8	523	5.1	2	5	35	9	52	59.4	9	32	3.6	8	1
TOTALS		21	19	629	376	59.8	3,400	5.4	13	15	48	71	529	71.4	48	285	5.9	26	1


2024 GAME-BY-GAME REGULAR-SEASON STATISTICS (PANTHERS)

DATE	OPPONENT	P/S	PASSING											RUSHING					SCORE	
			ATT	CMP	YDS	PCT	Y/A	Y/C	TD	INT	LG	SK/YD	RATE	ATT	YDS	LG	TD	W/L		
09/08	at Saints	S	30	13	161	43.3	5.4	12.4	0	2	35	4/26	32.8	4	12	4	1	L	10-47	
09/15	Chargers	S	26	18	84	69.2	3.2	4.7	0	1	12	2/15	57.2	1	6	6	0	L	3-26	
09/22	at Raiders		DID NOT PLAY (NON-INJURY)																W	36-22
09/29	Bengals		DID NOT PLAY (NON-INJURY)																L	24-34
10/06	at Bears	P	7	4	58	57.1	8.3	14.5	0	0	27	1/2	84.2	1	8	8	0	L	10-36	
10/13	Falcons		DID NOT PLAY (NON-INJURY)																L	20-38
10/20	at Commanders	P	2	2	-4	100.0	-2.0	-2.0	0	0	2	0/0	79.2	0	0	0	0	L	7-40	
10/27	at Broncos	S	37	24	224	64.9	6.1	9.3	2	2	29	2/9	76.9	3	6	4	0	L	14-28	
2024 TOTALS		5-3	102	61	523	59.8	5.1	8.6	2	5	35	9/52	59.4	9	32	8	1	1-7		

300-YARD PASSING GAMES (1): REGULAR SEASON

DATE	TEAM	NO.	YDS.	AVG.	LG	TD
12/24/23	PACKERS	23	312	13.6	30	2

CURRENT PLAYERS



**CHANDLER
ZAVALA**
6'5" // 325
NORTH CAROLINA STATE
BOYNTON BEACH, FLA.

62
G

EXPERIENCE (YEARS)

NFL	PANTHERS	BIRTHDATE	ACQUIRED
2	2	4.2.99	D4-23

CHANDLER ZAVALA'S NFL REGULAR SEASON STATISTICS

DATE	TEAM	GP	GS
2023	Panthers	10	7
2024	Panthers	8	1
NFL TOTALS		18	8

2024 GAME-BY-GAME REGULAR-SEASON STATISTICS (PANTHERS)

DATE	OPPONENT	P/S	W/L	SCORE
09/08	at Saints	P	L	10-47
09/15	Chargers	P	L	3-26
09/22	at Raiders	P	W	36-22
09/29	Bengals	S	L	24-34
10/06	at Bears	P	L	10-36
10/13	Falcons	P	L	20-38
10/20	at Commanders	P	L	7-40
10/27	at Broncos	P	L	14-28
2024 TOTALS		8-1	1-7	