



2011

MEDIA GUIDE

NEW ORLEANS SAINTS

live. click. print.



BENNETT'S CAMERA

3230 Severn Ave., Metairie, LA 70002
www.bennettscamera.com | 504.885.9050



laugh

explore

create

discover

fine art prints cards film processing
cameras frame video transfers
crop calendars lighting restorations
scan digital photobooks enlarge



Official Photographic Sponsor of the New Orleans Saints



2011 SAINTS SCHEDULE

PRESEASON

8/12		San Francisco 49ERS		7:00 PM	CST
8/20	@	Houston TEXANS		7:00 PM	CST
8/28	@	Oakland RAIDERS		7:00 PM	NBC
9/1		Tennessee TITANS		7:00 PM	CST

REGULAR SEASON

9/8	@	Green Bay PACKERS		7:30 PM	NBC
9/18		Chicago BEARS		12:00 PM	FOX
9/25		Houston TEXANS		12:00 PM	CBS
10/2	@	Jacksonville JAGUARS		12:00 PM	FOX
10/9	@	Carolina PANTHERS		12:00 PM	FOX
10/16	@	Tampa Bay BUCCANEERS		3:15 PM	FOX
10/23		Indianapolis COLTS		7:20 PM	NBC
10/30	@	St. Louis RAMS		12:00 PM	FOX
11/6		Tampa Bay BUCCANEERS		12:00 PM	FOX
11/13	@	Atlanta FALCONS		12:00 PM*	FOX

BYE

11/28		New York GIANTS		7:30 PM	ESPN
12/4		Detroit LIONS		12:00 PM*	FOX
12/11	@	Tennessee TITANS		12:00 PM*	FOX
12/18	@	Minnesota VIKINGS		12:00 PM*	FOX
12/26		Atlanta FALCONS		7:30 PM	ESPN
1/1		Carolina PANTHERS		12:00 PM*	FOX

ALL TIMES CENTRAL *-SUBJECT TO FLEX SCHEDULING

TABLE OF CONTENTS

OWNERSHIP 5-19

FOOTBALL 21-315

General Manager	22-23
Coaching Staff	24-58
Players	59-210
Rookies	211-219
Free Agent/Undrafted	220-227
Alphabetical Roster	228-229
Numerical Roster	230-231
How The Saints Were Built	232
NFL Season In Review	234
Final Statistics	235-238
Honors	239-240
Game-By-Game Starters	241
Game-By-Game Saints	242
Game-By-Game Opponents	243
Participation Report	244-245
Team Superlatives	246
Individual Superlatives	247
Individual Statistics	248-257
Turnover Table	258
Transactions Log	259-261
Game-By-Game Review	262-296
Football Operations	297-315

ADMINISTRATION .. 316-327

Staff	318-324
Community Affairs	325-326
Youth Programs	327

RECORDS 328-363

Career Leaders	329-331
Yearly Leaders	332-339
Individual Records	340-348
Team Records	349-354
Two-Team Records	355
Consecutive Records	356
Big Games	357-359
Last Time	360
Individual Playoff Records	361-362
Team Playoff Records	363

HISTORY 364-477

Year-By-Year	365
Saints Timeline	366-376
Uniform History	377
Season Results	378-388
Series Records	389-393
Attendance Figures	394
Preseason Results	395-398
Preseason Records	398
Year-By-Year Statistics	399-441
Playoff Game Summaries	442-447
All-Time Roster	448-455
All-Time Numerical Roster	456-461
NFL Honors	462-467
NFL Draft History	468-475
Saints In Prime Time	476
Saints Hall of Fame	477
Extra Points	477



2011 New Orleans Saints Media Guide

The New Orleans Saints 2011 Media Guide is a production of the Saints Communications Dept.; Greg Bensel, Vice President of Communications, Doug Miller, Senior Director of Communications, and Justin Macione, Communications Manager. It is meant to serve as an information source for the media. Information contained herein was compiled by current and previous Saints media relations staffs.

Production, Design & Layout Assistance: Emily Eaton/Highwire MC. **Cover Design:** Chad Vincent. **Photography:** Michael C. Hebert. **Statistical Research Assistance:** Santo Labombarda/Elias Sports Bureau and Stats, Inc. **Printing:** Mpress Printing. All information current as of August 15, 2011.

© Copyright, 2011. New Orleans Saints.

STAFF DIRECTORY

EXECUTIVE

Tom Benson
Rita Benson LeBlanc
Jennie Guarisco
Melissa Manwaring
Rodney Henry

Owner/President
Owner/Executive Vice President
Executive Assistant to the Owner
Administrative Asst. to the Owner
Personal Asst. to the Owner

Video

Dave Desposito
Joe Alley
Paul Zimmer
Ryan Murphy

Video Director
Video Assistant
Video Assistant
Video Assistant

FOOTBALL OPERATIONS

Mickey Loomis Executive Vice President/General Manager
Khari Harley Director of Football Administration
James Nagaoka Director of Operations
Debbie Gallagher Executive Asst. to EVP/General Manager

Player Personnel

Ryan Pace Director of Pro Scouting
Rick Reprish Director of College Scouting
Brian Adams Assistant Director of College Scouting
Terry Fontenot Pro Scout
Ryan Powell Pro Scout
Mike Baugh Area Scout
Josh Lucas Area Scout
Jim Monos Area Scout
Mike Neu Area Scout
Terry Wooden Area Scout
Ryan Hollern Combine Scout
Jason Mitchell College Scouting Coordinator
Joey Laine Salary Cap Analyst/Player Personnel
Danny Callahan IT/Applications Development Manager
Joey Vitt, Jr. Scouting Assistant
Matt Manocherian Scouting Assistant

Coaching

Sean Payton Head Coach
Pete Carmichael, Jr. Offensive Coordinator
Gregg Williams Defensive Coordinator
Joe Vitt Assistant Head Coach/Linebackers
Greg McMahon Special Teams Coordinator
John Bonamego Assistant Special Teams
Charles Byrd Assistant Strength & Conditioning
Dan Dairymple Head Strength & Conditioning
Bret Ingalls Running Backs
Bill Johnson Defensive Line
Curtis Johnson Wide Receivers
Travis Jones Assistant Defensive Line
Aaron Kromer Offensive Line/Running Game
Joe Lombardi Quarterbacks
Mike Mallory Assistant Secondary
Terry Malone Tight Ends
Tony Oden Secondary
Carter Sheridan Offensive Assistant/Wide Receivers
Frank Smith Coaching Assistant
Marcus Ungaro Coaching Assistant
Blake Williams Coaching Assistant
Brian Young Coaching Assistant
Rob Wenning Weight Room Assistant
Sondra Egan Administrative Assistant to the Head Coach

Equipment

Dan Simmons Equipment Manager
John Baumgartner Assistant Equipment Manager
Silky Powell Assistant Equipment Manager
Corey Gaudet Equipment Assistant

Communications

Greg Bensel Vice President of Communications
Doug Miller Senior Director of Communications
Justin Macione Communications Manager

Player Development

Fred McAfee Director of Player Development
Danny Lawless Director of Security

Athletic Training

Scottie Patton Head Athletic Trainer
Duane Brooks Assistant Athletic Trainer
Kevin Mangum Assistant Athletic Trainer

ADMINISTRATION & MARKETING

Rita Benson LeBlanc Owner/Executive Vice President
Vicky Neumeyer Vice President/General Counsel

Marketing & Business Development

Ben Hales VP of Marketing & Business Development
Jean-Paul Dardenne Director of Corporate Partnerships
Ian Tigchelaar Director of Business/Marketing Operations
Keira Durette Corporate Partnerships Service Manager
Chris Cordaro Corporate Sales Account Executive
Derek Henderson Corporate Sales Account Executive
R.J. Mata Corporate Sales Account Executive
Elizabeth Tuzzolo Corporate Partnership Services Associate
Stephen Pate Operations Manager
Josh Highnote Operations Assistant

Ticket & Suite Sales

Michael Stanfield Vice President of Ticket & Suite Sales
Cindy Hart Director of Suite Sales & Services
Justin Varnum Director of Ticket Operations
Travis Burkett Senior Sales Manager
Derrick James Box Office Manager
Missy Pender Manager of Suite Services
Joe Chavis Customer Service Representative
Angel Suhr Customer Service Representative
Austin Bull Account Executive
Jared Capozzi Account Executive
A.J. Rizzo Account Executive
Michael Lewis Ambassador
Charlene Brown Receptionist
Amanda Gullette Receptionist

Youth Programs

Jason Troscclair Director of Youth Programs

Community Affairs

Elicia Broussard-Sheridan Asst. Director of Community Affairs

FINANCE & ACCOUNTING

Dennis Lauscha Executive Vice President/Chief Financial Officer
Charleen Sharpe Comptroller
Margaret Lewis Assistant Comptroller
Jeanne Brown Executive Assistant to EVP/CFO
Jay Romig Administrative Director
John Perfect Mail Clerk
Brittany Hoard Accounting Intern

Human Resources

Laura Russett Human Resources Coordinator

Information Technologies

Jeff Huffman IT Network Manager
Jody Barbier IS/Applications Support Manager
Chad Vincent Graphic Designer

Facilities

Terry Ashburn Facilities Manager
Lester Vallet Jr. Assistant Facilities Manager
Wade Vicknair Grounds Superintendent
Corey Rogers Facilities Assistant

CONSULTANTS

Medical Staff
Dr. John Amoss Team Physician
Dr. Deryk Jones Team Orthopedist
Dr. Misti Suri Team Orthopedist
Dr. Tim Finney Associate Team Orthopedist

Photographer

Michael C. Hebert Director of Photography



New Orleans Saints

5800 AIRLINE DRIVE | METAIRIE, LA 70003

MAIN OFFICE (504) 733-0255 | TICKET OFFICE (504) 731-1700





VINCE LOMBARDI
TROPHY



PRO BOWL XLIV
AFC vs. NFC




NEW ORLEANS SAINTS
vs. PITTSBURGH STEELERS

FEBRUARY 7, 2010

OWNERSHIP

OWNERSHIP



Tom
BENSON
OWNER/PRESIDENT

Tom Benson's pronouncement upon taking on ownership of the New Orleans Saints that he would one day bring a championship to his hometown came to fruition on February 7, 2010 when his Saints defeated the Indianapolis Colts, 31-17, in Super Bowl XLIV.

The Saints' successful march to the National Football League's Championship level has been the crown jewel of many highlights that the franchise has experienced both on and off the field since 2006. This period, featuring the Super Bowl title, two NFC Championship appearances and three playoff berths, combined with a commitment to rebuild and enhance the Gulf South region, has embodied the testament and realization of the principles that Mr. Benson has instilled in the Saints' organization throughout his 26 years of team ownership.

The essential qualities and directives of Mr. Benson's tenure as owner of the Saints have been unadorned – direct all of his efforts and resources towards bringing the fans what have been consistently new levels of success on the football field, all the while supporting his hometown and the entire region by investing in the community. Mr. Benson has understood since purchasing the club in 1985 that the Saints are part of the fabric of the Gulf South: a cornerstone of the region economically and he has made them a leader in charitable causes.

Mr. Benson's tenure of ownership has been a period defined by historic advancements in successes, whether it be measured by victories, playoff appearances, Louisiana Superdome attendance figures, national television coverage, positive economic impacts both locally and regionally, as well as serving as one of the most philanthropic and charitable citizens in the city's rich and colorful history.

During his ownership and leadership of the Saints, Mr. Benson has helped drive the evolution of the team's legion of fans support that reached new heights with the Superdome being sold-out on a season ticket basis for every campaign since 2006, with a waiting list of over 50,000 people. By the end of the 2011 season, the consecutive sellout streak will extend to 60 games. These supporters turned out in record numbers to welcome the Saints home from their Super Bowl victory for a downtown New Orleans parade that exceeded 800,000 spectators.

While his work within the organization and the Saints' turnaround is well documented, his efforts have also paid dividends for the city and the surrounding area. During his ownership tenure, the city has already hosted four Super Bowls, and was awarded Super Bowl XLVII (to be played in 2013) following a vote by NFL

Owners after Mr. Benson directed a successful campaign during annual league meetings in May, 2009. He's been the driving force behind each campaign to secure the contest, and made this latest accomplishment his top priority in an effort to present the recovery of New Orleans on an international level. And each Super Bowl has been an economic windfall that totals over \$400 million, not to mention the exposure and charitable contributions the NFL makes during Super Bowl week.

Mr. Benson has made the objectives of success, support and investment in the region not only his personal direction daily, but the core values of the entire organization. Success has followed, both on the field and off. When he purchased the team, the Saints entered the most compelling and memorable period in franchise history. Prior to his arrival, the club's fans had never enjoyed a winning record, celebrated a division title or experienced the thrill of playoff victories.

But Mr. Benson's impact was immediate. Two years after assuming the reins of the organization, the Saints hosted their first playoff contest. After multiple winning seasons, playoff berths and division titles since, the franchise has reached new heights, topped by the Super Bowl title.

His dedication to New Orleans has been among Mr. Benson's most rewarding endeavors. Since 2005, he's positioned the Saints as a leader in the recovery of the region in the wake of Hurricane Katrina, the worst natural disaster in our nation's history. The club was among the first major businesses to return to New Orleans, and in 2006 had a thrilling season that became an inspiration for a region on the mend. In 2010, through his leadership, the club established the Saints Gulf Coast Renewal Fund, which raised over \$1.5 million through the raffle of a Super Bowl XLIV championship ring to help benefit the response to the Gulf of Mexico oil spill. The efforts of the organization have continued to lift the community, with the team serving as an economic engine and a pacesetter in philanthropic contributions.

Under Mr. Benson's guidance, the Saints have been a focal point for healing and restoration – annually putting \$15 million in charitable contributions, goods and services back into the Gulf South and Greater New Orleans. He pledged the club's commitment to the region was firm and lasting, with his focus on building a stronger and more unified city. It's a direction that continues to evolve and expand.

Mr. Benson's most ambitious project to date was his 2009 purchase of the formerly vacant and blighted Dominion Tower in New Orleans' Central Business District. As part of the agreement, Benson and his family also purchased the unoccupied New Orleans Centre. The two important commercial spaces, which were vacant since Katrina struck the Gulf Coast in 2005, are helping to return the CBD into a more vibrant and viable sector of New Orleans and revitalizing an area that was largely ignored for the better part of four years. The newly renovated Benson Tower has served as a boon to this important business corridor, while "Champions Square", which made its debut in 2010 adjacent to the former mall is being developed into an entertainment destination.

OWNERSHIP

Mr. Benson's economic investment plan, which included 2009 agreements on both a private and public level, has revitalized the Superdome area, and the agreement with the state includes a dramatic modernization of the stadium which will be completed in time for the 2011 season. The upgrades with his help will include a legion of new enhancements to improve the fan experience for all events at the Superdome and keep the building competitive with new stadiums across the country.

Mr. Benson's vision of what an NFL club should be off the field – proactive, with a positive impact on the prosperity of the community and the charities that support the less fortunate – has been the determining factor of the Saints' approach.

The Saints' owner has not only reached out by supporting charities, but also by recognizing the future of the area's economy depends on keeping major businesses and employers in the Gulf South locally-owned. His philosophy is to rebuild the economy by developing the infrastructure of the region from the inside, and Mr. Benson in 2008 made another large investment in the city's future and has encouraged a number of other businesses to follow his example.

In 2008, he purchased WVUE, making FOX-8 the only network-affiliated television station in the New Orleans market that is wholly locally owned. After researching the trends of the media industry, Mr. Benson discovered television stations have increasingly become parts of national media conglomerates, and his focus remains on keeping Louisiana businesses owned by those with ties to the state.

Since 2006 – when New Orleans captured the nation's imagination by winning the NFC South and advancing further into the postseason than ever before – the Saints have been symbolic of the region's resolve and grit, though Benson as usual chooses to work quietly in the background.

His tenure as owner has been defined by honesty, dedication, loyalty and commitment to the city, region, Saints and the NFL. When Mr. Benson initially became interested in purchasing the club in 1985, he was motivated by the threat of out-of-town investors planning to move the club from New Orleans. He was certainly a fan of the game and the Saints, but the sport had yet to become one of his passions.

As one of the area's top businessmen, Mr. Benson recognized the importance of the team to the region, and he immediately spearheaded the effort to keep the Saints. But unlike others at the time, it wasn't just an emotional plea. He pooled all of his resources, purchased the club in 1985 and preserved the Saints for the team's legion of fans across the area. And the once-rampant speculation that the club was moving immediately ceased.

While Mr. Benson's initial motivation for purchasing the team was to ensure it did not leave New Orleans, all of the Saints' best seasons have come since his arrival, and his goal remains for the club to rank among the most admired franchises in all of sports, a feat that took a monumental step forward with the

BENSON COMMUNITY SERVICE

Tom Benson's greatest impact over the last 26 years has been in the community, and the club's charitable involvement has been among his most rewarding endeavors personally since 1985. He realized immediately the Saints could be more than just a football team to the region, and that the club's players, coaches and staff were pacesetters when it came to volunteerism, involvement, donations and charitable outreach. As a corporate citizen, the Saints annually put millions of dollars

back into the community in financial support, in-kind donations, charitable appearances and the donation of goods and services – not to mention the club's critical role in economic impact and development.



Benson and the Saints have been honored repeatedly during his years as Owner for the support and care of charitable and civic causes, including the Volunteers

of America selecting him as the winner of the annual Good Samaritan Award in Philanthropy in 2008. In 2010, Benson was awarded Loyola University of New Orleans' highest honor as the recipient of the *Integritas Vitae* Award, given to an individual who exemplifies a commitment to community service.

Mr. Benson and his family have helped raise over \$2.5 million for community causes through the Saints Hurricane Katrina and Gulf Coast Renewal funds. Annually, the club has also partnered with local youth-oriented charities such as the Boys & Girls Clubs, Special Olympics, Boy and Girl Scouts and the United Way to reach as many children as possible. And over 45 foundations and agencies receive monetary donations from the Saints each year – organizations as diverse as Make-A-Wish Foundation, the American Heart Association, the United Negro College Fund, Habitat For Humanity, the New Orleans Police and Justice Foundation, the National Council of Jewish Women and the Louisiana Philharmonic Orchestra.

In addition to backing charities, Mr. Benson has also been a leading advocate for New Orleans and the Gulf South. He lends his support in attracting new events to the city, and the club has worked in conjunction with the Greater New Orleans Sports Foundation and other local entities to bid and receive upcoming Men's and Women's Final Four Basketball Championships. New Orleans' leading advocate of the successful bid to host Super Bowl XLVII (to be played in 2013), Benson remains committed to work on behalf of the city to land future Super Bowls.



OWNERSHIP

Saints' first-ever NFC and NFL championships in 2009. Following the season, *ESPN The Magazine* ranked the Saints first among professional sports organizations, based on several criteria.

So perhaps the Saints' successes in the years since were to be expected. Football was a new business for Mr. Benson when he arrived on the scene, but he was a quick learner and followed his lifelong professional philosophy of finding the right people and giving them the freedom to handle their responsibilities.

Mr. Benson also immediately emerged as one of the most trusted and valued figures in the league. He has played a key role in many capacities, including three stints as Chairman of the Finance Committee, one of the league's most difficult, time-consuming and influential positions. The assignment is evidence of the respect and esteem in which successive NFL commissioners and his fellow NFL owners hold him. He is also a member of the league's Audit Committee.

Community involvement has been the hallmark of the Benson era since he became the owner of the team, and because of those efforts the World Sports Humanitarian Hall of Fame has twice recognized the club as one of the five most charitable professional organizations. Benson was selected by the Volunteers of America as the winner of its annual Good Samaritan Award in Philanthropy in recognition of his work in the wake of Hurricane Katrina. In 2010 he was honored by Loyola University with the school's Integritas Vitae Award, the New Orleans' school's highest honor. The award is annually presented to an individual who exemplifies the qualities Loyola seeks to instill in its students. The recipient is chosen for displaying high moral character and selfless service, without expectation of material reward or public recognition, and adhering to the principles of honesty, integrity, justice and the preservation of human dignity. In addition, Mr. Benson was honored by the New Orleans chapter of CRIMESTOPPERS with the James J. Coleman Corporate Partner Award for his continued support of the national non-profit organization that works with law enforcement agencies in their work to identify and apprehend criminals.

For his humanitarian and philanthropic endeavors that have positively affected the lives of so many individuals and groups, Mr. Benson was recently honored by the Roman Catholic Church with an Oblate Doctor of Human Letters (to a person who has achieved the human purpose for which Divine Providence Placed Him on Earth) certificate that honors his "realities of the most noble of human endeavors, weighted by criteria arising from the deepest human values." The certificate also honors "excellence in the area of life where excellence makes the most difference," and further cites his "attributes and accomplishments that come closest to what God would be interested in honoring."

His wife, the former Gayle Marie LaJaunie and a fellow native of New Orleans, is also involved in several charitable endeavors, including supporting local and regional causes. Mr. and Mrs. Benson have also funded the building of a football stadium located on the University of Incarnate Word Campus, known as Gayle and Tom Benson Field. The school's team took to the field for the first time in

2009 and will continue to grow and build their foundation with Benson's unwavering support. In addition, the Benson family also established an endowment fund at Central Catholic High School in San Antonio that is dedicated to the memory of the late Robert Carter Benson, who graduated from the school in 1962. Tom Benson also donated the Benson Memorial Library at Central Catholic. In 2010, Mr. and Mrs. Benson received the St. Elizabeth Ann Seton Award from the National Catholic Educational Association (NCEA), honoring their support of Catholic Education.

A cancer survivor, Mr. Benson has also worked closely with the Ochsner Foundation Hospital in New Orleans with the Establishment of the Tom and Gayle Benson Cancer Center, a \$20-million treatment complex.

In 1945, Mr. Benson served in the Navy aboard the U.S.S. South Dakota and has remained particularly close to this branch of the armed forces. He is the only enlisted man to serve on the Board of Trustees of the Pensacola Naval Museum and has been honored with an award from the crew of the submarine U.S.S. Louisiana. In 2007, Mr. Benson was honored by the U.S. Navy Memorial with the Lone Sailor Award, presented to those who exemplify the core values of honor, courage and commitment. In 2009, Benson was presented with U.S. Army's Army Strong Award in recognition for his position in the community while demonstrating leadership and Army Values on a daily basis.

A leading advocate for the National World War II Memorial in Washington D.C., Mr. Benson was also a major contributor and past director of The National D-Day Museum in New Orleans, with his pledges helping fund the Pacific Exhibit Grand Opening and the Midway Theater. In 2011, he was among five NFL owners honored with an American Spirit Award by the museum for service in the war.



OWNERSHIP

BENSON MILESTONES

1985 Ownership of club officially transferred to Tom Benson on May 31 and he becomes managing general partner of the Saints.

1986 The Benson influence really begins as the Owner puts his management team in charge of the franchise, hiring Jim Finks as president/general manager and Jim Mora as head coach.

1987 The Saints post a franchise-best 12-3 record – including victories in the final nine contests – and make the playoffs for the first time.

1988 The Saints finish 10-6, posting a double-digit victory total again and achieving consecutive winning seasons for the first time in team record books.

1989 Mr. Benson appointed Chairman of the league's most influential group, the NFL Finance Committee, a position he kept before stepping down in the mid-1990s.



1990 After winning six of their last nine games, the Saints earn their second playoff appearance by finishing second in the NFC West.

1991 New Orleans clinched its first-ever division championship at 11-5 as the Superdome hosts its first playoff game.

1992 The Saints post a 12-4 record and host a playoff game for the second-straight year. Mr. Benson assumes sole ownership of the club.


1993 The Saints finish second in the NFC West, with the club recording its seventh-straight non-losing season.

1996 Marking a first for the organization, the coaches, players and staff are housed under one roof with the opening of the team's state-of-the-art facility.

2000 New Orleans wins the NFC West with a 10-6 record. The Saints win their first playoff game, a 31-28 thriller over St. Louis in the Superdome.

2002 The city hosts its fourth Super Bowl during Mr. Benson's tenure as Owner – including 1986, 1990 and 1997.

2003 Mr. Benson again appointed Chairman of the Finance Committee; Construction of new indoor practice facility and other improvements are finished before camp.



BENSON MILESTONES

2005 After Hurricane Katrina ravaged the Gulf South on the verge of the NFL's opening weekend, Benson was forced to move the club's entire operation. Under his leadership, the Saints were able to continue the season, including holding four games in Baton Rouge. The club established the Hurricane Katrina Relief Fund, raising over \$1 million.

2006 The team returns to Louisiana immediately following the conclusion of the 2005 season, with Mr. Benson positioning the club as an emblem of the state's resolve and determination in rebuilding. The Saints – selling out on a season-ticket basis for the first time – win the NFC South title under the guidance of new coach Sean Payton at 10-6. The victory total included a memorable, 23-3 win over Atlanta in the reopening of the Superdome. The team advanced to the NFC Championship for the first time in franchise history.


2008 Mr. Benson purchases WVUE, making FOX-8 the only network-affiliated television station in the New Orleans market that is wholly locally-owned.

2009 In what Mr. Benson considers part of his legacy in Louisiana, the New Orleans native reaches an agreement with the state through 2025 that will create a new Sports Development District downtown. The Benson family will purchase and redevelop two properties – each adjacent to the Superdome and have sat dormant and in disrepair since 2005 – an economic windfall for the region without any new taxes.



New Orleans is selected by the NFL to host Super Bowl XLVII, to be played in 2013, with Mr. Benson serving as


the city's leading advocate in the campaign. It is the fifth time New Orleans has been selected to host the Super Bowl since Mr. Benson has owned the club.



On the field, the Saints enjoy their most successful season in franchise history. New Orleans sets a club record for victories with a 13-3 regular season, capturing the NFC South title. The Saints then hosted the NFC Championship game for the first time and advanced to their first Super Bowl with a 31-28 overtime victory over the Minnesota Vikings on January 24, 2010. New Orleans then defeated the Indianapolis Colts, 31-17, on February 7, 2010, in Super Bowl XLIV in South Florida's Sun Life Stadium to give the Saints their first-ever NFL title.

2010 Sparked by a six game winning streak in the middle of the season, the Saints finish 11-5 and qualify for the playoffs, making back-to-back postseason appearances for the first time since 1992.

OWNERSHIP



Rita Benson
LEBLANC
OWNER/EXECUTIVE
VICE PRESIDENT

Rita Benson LeBlanc is the Owner/Executive Vice President of the New Orleans Saints. She is responsible for overseeing all of the club's sales and marketing efforts, community affairs and youth programs initiatives, game day entertainment and stadium operations. LeBlanc works closely with her grandfather, Tom Benson, to represent the club at NFL Ownership meetings, where she is chairwoman of the league's Employee Benefits committee and serves on the International Committee. In 2009, the Benson family displayed their unwavering commitment to the future success of the franchise and the region, announcing a new partnership with the state of Louisiana that continues the club's commitment to the state through 2025. The agreement called for the club to make a long-term investment that dramatically revitalized the neighborhood around the Superdome with the addition of The Benson Tower and Champions Square. As a result of the agreement, the Superdome has undergone extensive renovations and upgrades that were completed for the 2011 season and make it a world-class facility for Saints fans and visitors to the Superdome.

In addition to her responsibilities with the Saints, LeBlanc also plays a key role with several investments made by her family to spur the economic development of New Orleans. In 2009, Zelia Inc. purchased two properties in the city's Central Business District (CBD) that had become blighted and idle since Hurricane Katrina in 2005. LeBlanc has overseen the effort to redevelop Benson Tower, a 26-story building with over 480,000 square feet of office space, into one of the premier office and commercial buildings in the CBD. Further leading the rejuvenation of the city's Poydras Corridor and CBD is the redevelopment of the former New Orleans Center Shopping Center into Champions Square, a unique sports and entertainment complex adjacent to Benson Tower and the Louisiana Superdome. Champions Square, which made its historic debut in 2010, is a partnership between the State of Louisiana and Zelia Inc. and has been instrumental in securing several premier sporting events for New Orleans and the Gulf South Region. LeBlanc also serves on the Board of Directors for the Louisiana Media Company, which includes WVUE FOX-8, the only locally owned television station in New Orleans.

Since becoming an Executive Vice President in 2005, LeBlanc has been a driving force behind club's successes, both on and off the field. In 2006 the team achieved its first full season ticket sellout (preseason and regular season) prior to the start of the season. This success, fueled by innovative restructuring of ticket

prices and categories, has resulted in a season ticket waiting list of over 73,000. In addition, every Luxury Suite in the Superdome has been leased since 2008 while Saints merchandise has consistently been one of the top selling lines in the NFL. On the field, the Saints have compiled a 53-33 overall record since 2006, appeared in the playoffs three times and won Super Bowl XLIV.

Fostering the rejuvenated spirit of the city of New Orleans and the Gulf Coast region, LeBlanc uses creative connecting not only on the Saints' behalf but also on a multitude of civic, cultural and philanthropic levels through her passion for the city she calls home. This community commitment extends beyond economic development with a focus on improving the quality of life of citizens in need and Gulf Coast environmental protection. She was a key figure behind an initiative in 2010 in which the club raffled off a Super Bowl XLIV ring to raise over \$1.5 million, which was distributed to those most affected by the Gulf oil spill. The commitment to the betterment of the environment is an important pillar of LeBlanc's core beliefs, as she and the Saints have joined in partnership with several coastal preservation groups, including America's Wetlands and Women of the Storm, to raise awareness and funding for this vital national resource.

LeBlanc oversees more than \$5 million in annual charitable contributions, goods and services donated by the Saints. Serving the needs of a community devastated by Hurricane Katrina has been a priority. In the immediate days following the storm, LeBlanc helped establish the Saints Hurricane Katrina Relief Fund, which raised over \$1 million to assist the citizens of the Gulf South. Over 5,000 charities, schools, churches, foundations and festivals receive in-kind donations from the club annually.

Another longstanding part of the club's community initiatives has been a commitment to youth football. LeBlanc's close working relationship with the League office has proved to be beneficial in securing league grants and programs that benefit Gulf South youth and charitable initiatives. Since 2006, the Saints have distributed over \$2 million dollars to high school and youth football organizations to help in their post-Katrina rebuilding process. Under LeBlanc's direction, the Saints maintain an active presence throughout the Gulf South by developing and implementing programs that not only allow children to experience the excitement of Saints football but also teach important life skills. Over 50,000 young people are reached yearly through the Saints youth programs department, with over 500 instructors, coaches and athletic directors receive valuable training and over 100 schools and playgrounds in the region are visited. Continuing to help foster the growth of the sport among the region's youth through education, LeBlanc was honored by Pop Warner with the 2008 Female Achievement Award, the first female NFL executive to be recognized by the national organization. Her dedication and efforts in youth football development was also recognized by the Professional Football Strength and Conditioning Coaches Society, as the recipient of the 2008 "Star Performance Award".

LeBlanc has also been recognized for her standing in the sports industry by *Street and Smith's Sports Business Journal's* "40 Under 40" three times (2007, 2008 and

OWNERSHIP

2011), honoring the 40 most influential sports executives under the age of 40. In 2008, she was honored for her leadership of the Saints during and after Katrina and the organization's rise to national and international prominence as one of three selections by vote for *W.I.S.E's* (Women in Sports and Events) "Women of the Year." LeBlanc's sound management skills were noticed locally when she was honored as *New Orleans CityBusiness's* 2010 Woman of the Year. Earlier in 2010, she participated in the *Fortune/Time/CNN* Global Forum in South Africa, which gathered leaders in the fields of government, science and technology, business, sports, media and entertainment to focus on substantive issues and opportunities in addressing pressing world issues.

In addition to her efforts with the Saints, LeBlanc has also taken an active leadership role in promoting the economic growth and development of New Orleans and the Gulf South, while working to recruit new businesses as well by serving on the boards of the Business Council of New Orleans and the River Region, Greater New Orleans Inc. and the New Orleans Business Alliance. She previously served on New Orleans Mayor Mitch Landrieu's Economic Development Task Force.

LeBlanc played an integral role at both the local and league level in helping secure Super Bowl XLVII for New Orleans prior to and during the 2009 NFL League meetings. She serves on the Executive Board of the New Orleans 2013 Super Bowl Host Committee. Also a key part of the bidding process for upcoming men's and women's NCAA basketball Final Fours, LeBlanc and her family are committed to bringing future Super Bowls and other major sporting events to the area.

Her leadership role in the local community has been evident, as she has played a critical role in helping build the Saints into a World Championship franchise and one that was voted by *ESPN The Magazine* (June, 2010) as "the best organization in professional sports." The team was named "2006 Marketer of the Year" by the American Marketing Association's New Orleans region chapter and received the MAX award for its 2006 "Winning Is An Attitude" advertising campaign.

LeBlanc's sports industry career has encompassed work in various areas within the Saints organization, serving in virtually every department within the club, working in concert to insure the club's fiscal initiatives, business development, stadium viability and enhancement projects. Her past sports experience includes roles with the National Football League office in New York, as well as their NFL Properties Publishing Group and NFL Films divisions.

A graduate of Texas A&M University with a B.S. in Agribusiness, LeBlanc also received a certificate in International Business from the Lowry Mays School of Business. She attended Stanford University's Executive Education Graduate School of Business in 2004 as part of the NFL's Managers Program.

BOARD OF DIRECTORS

Mr. Benson is the Chairman of the Saints Board of Directors that includes:



RITA BENSON LeBLANC

LeBlanc supervises the business and administrative operations of the Saints, including sales, marketing, game day entertainment, stadium operations and all community endeavors. She represents the club at NFL Ownership Meetings and has also made the rebuilding of the Gulf South following recent hurricanes a priority of the organization.



RENEE BENSON

Renee Benson is the Owner/President of Renson Enterprises, LLC., and member of the Board of Directors of the Lone Star Capital Bank, NA, both located in San Antonio, Texas. She is also the Owner/President of Uptown Blanco Arts & Entertainment, LLC, located in the heart of downtown Blanco, Texas. Benson is active in numerous philanthropic and professional organizations.



RYAN LeBLANC

Ryan LeBlanc is responsible for overseeing Benson Farm and Ranch in Johnson City, Texas, a position he has held since 2002. He has been affiliated with the Benson automotive dealerships and currently monitors the general Texas operations. LeBlanc has served on the Board of Directors of Lone Star Capital Bank since 2007. He has been a member of the New Orleans Saints Board of Directors since 2006.



MICKEY LOOMIS

Loomis has been with the Saints since 2000 and was promoted to General Manager in 2002. He took on the additional title of Executive Vice President later that year and is responsible for the club's entire football operations. Loomis was a near-unanimous selection as the 2006 NFL Executive of the Year.



TOM RODDY

Born in Houma, La., Roddy has a long association with Mr. Benson in both the banking and automotive businesses. He has overseen the day-to-day operations of Benson Management Company as well as Benson Financial Corp. Roddy has also been a member of the Owner's search teams for key hires by the club in the past. Currently, he is the CEO of Renson Enterprises, LLC.



STANLEY ROSENBERG

One of Tom Benson's most trusted advisers, Rosenberg has been an associate of the Owner's for over 40 years. In addition to his role as Mr. Benson's attorney, Rosenberg has assisted in representing the club in negotiations with the state and has offered experienced counsel in the selection of the Saints' key hires since 1985. Rosenberg played a key role in the Saints' recent partnership with the state that includes Mr. Benson and his family purchasing the former New Orleans Centre and Dominion Tower and a dramatic modernization of the Superdome.

OWNERSHIP

BOARD OF DIRECTORS, cont.



DENNIS LAUSCHA

Lauscha supervises all financial functions of the club and has a lead role in negotiations with government officials – including the recent agreement with the state that includes a 15-year extension of the club's lease with the Superdome and the Benson family purchasing and restoring two properties adjacent to the stadium. Entering his 14th year with the club, Lauscha is the Executive Vice President/Chief Financial Officer and also oversees several administrative and operations departments.

EXECUTIVE STAFF



JENNIE GUARISCO

Executive Assistant to the Owner




MELISSA MANWARING

Administrative Assistant to the Owner



RODNEY HENRY

Personal Assistant to the Owner



Dennis LAUSCHA

EXECUTIVE VICE PRESIDENT/
CHIEF FINANCIAL OFFICER

Entering his 14th season with the Saints, Executive Vice President/Chief Financial Officer Dennis Lauscha maintains multiple roles within the operations of the club and other holdings of Owner Tom Benson. In addition to directing all financial functions of the organization, Lauscha maintains a lead position in the negotiations with government officials and has an active role in the management of New Orleans FOX affiliate WVUE-TV, and Zelia, LLC.

Promoted to executive vice president in May, 2009, after serving as senior vice president from 2006-09, Lauscha is a key member of the negotiating team that actively pursues future Super Bowls for the City of New Orleans - including landing Super Bowl XLVII (to be played in 2013). He joined the Saints as chief financial officer in 1998, has been a vice president since 2003 and is one of the club's representatives at the NFL Owners' Meetings.

Lauscha was part of the Saints' contingent that negotiated the agreement with Louisiana Governor Bobby Jindal on a partnership that continues the club's commitment to the state through 2025. The deal also creates a new Sports

Development District in the city that includes the Benson family purchasing and redeveloping the New Orleans Centre and newly renamed Benson Tower, properties adjacent to the Superdome which had sat dormant and in disrepair since Hurricane Katrina. As a result of the agreement, the Superdome is currently undergoing extensive renovations and upgrades that will be completed for the 2011 season, including the Champions Square promenade adjacent to the Superdome, which made its debut in 2010 and will continue to be enhanced.

The innovative agreement has dramatically modernized the Superdome, revitalized the area around the stadium and generates revenue for the state without any new taxes for citizens.

Lauscha is the principal liaison with all vendors that service the club and also oversees several administrative and operations departments. In addition to maintaining the team's finances, Lauscha supervises the Saints' human resources, information technology and facilities and grounds departments. He was also a primary member of the negotiating team during the purchase of WVUE, and has since helped steward the station's growth in the New Orleans market.

During his tenure, he was also instrumental in the expansion of the team's training facility to include a new weight room, indoor field and cafeteria.

Lauscha has been involved with numerous league-wide initiatives, including an NFL working committee for league financial reporting and a working committee for disaster preparedness. He has also completed the NFL Managers Program at Stanford University's Executive Education Graduate School of Business.

Lauscha has completed terms as Board President of the Preservation Resource Center, President of the regional chapter of the Boy Scouts of America and as a member of New Orleans Mayor Mitch Landrieu's Blight Transition New Orleans Task Force. He currently serves as Chairman of the Visiting Committee of the Loyola University School of Business and on the Super Bowl XLVII Host Committee.

His dealings with the Saints, state officials and local organizations have provided an opportunity for community involvement. The professional and charitable work of the New Orleans native was recognized by *New Orleans CityBusiness* when Lauscha was selected as one of the 40 Most Influential Members of the Community. The honor is bestowed on those who are laying the groundwork for a better city. In 2010, he was named the Alumnus of the Year by Loyola University of New Orleans' College of Business and also was named to the 2010 class of Role Models by the Young Leadership Council, recognizing his commitment to his contributions to the enhancement of the community.

After graduating from Jesuit High School, Lauscha graduated from the University of Alabama with a degree in business. He has also received a Masters of Business Administration from Loyola University in New Orleans and is a licensed Certified Public Accountant. Prior to joining the Saints, Lauscha worked as the club's auditor for four years while working for a national accounting firm.


Lauscha and his wife Jennifer, have a son, Dennis Patrick, Jr., and a daughter, Evelyn Anne.





FOOTBALL

GENERALMANAGER



Mickey LOOMIS

EXECUTIVE VICE PRESIDENT/
GENERAL MANAGER

Responsible for the club's entire football operations, Executive Vice President/General Manager Mickey Loomis enters his tenth season in his current position and 12th with the Saints. He is a veteran of over 27 years in the NFL and during his time in New Orleans has been honored with the most prestigious awards presented to a league executive. Yet the most satisfying achievement of Loomis' career came in helping mold a roster that produced many of the franchise's finest moments over the last five seasons, including the Super Bowl XLIV championship.

Loomis was promoted to General Manager in 2002 and earned the additional title of Executive Vice President later that year. The departments under his direction include coaching, player personnel and scouting, salary cap management, contract negotiations, athletic training, equipment, video and communications.

In 2006 - after being the key figure in the hiring of Sean Payton, the signing of Drew Brees and essentially rebuilding a team that would advance to the NFC Championship - Loomis was voted the NFL Executive of the Year by *Pro Football Weekly*/Pro Football Writers of America. He was also honored by *The Sporting News* as the George Young Executive of the Year, an award voted on annually by NFL front-office executives and owners.

Loomis has continued to build on the success of 2006, highlighted by three post-season appearances, two division titles and the Super Bowl victory. Over the past five years, he has brought aboard a collection of players who have played a key role in New Orleans posting a 53-33 overall record through a combination of the draft, free agency and trades. He's also presided over the club's ability to retain their core players, re-signing several significant contributors to long-term contracts.

While his responsibilities have grown during his tenure with the Saints, Loomis has been a key figure in the highest management circle of the organization since arriving in 2000. Loomis joined the club as Director of Football Administration, a post he held until 2002, handling contract negotiations, managing the salary cap and coordinating different areas of the football operations.

In 2005, Loomis helped steer the club through unprecedented challenges for an NFL team. He calmly guided the staff and players through a sudden evacuation from New Orleans in the wake of Hurricane Katrina, in addition to several moves of the club's base of operations.

GENERALMANAGER


In 2003, Loomis oversaw the renovation of Saints headquarters that added an indoor practice facility, new weight room and cafeteria, giving the club one of the NFL's top training complexes.

Prior to arriving in New Orleans, Loomis spent 15 years with the Seattle Seahawks, including as executive vice president from 1992-98. He joined the Seahawks in October, 1983, was promoted to vice president/finance in 1990 and to executive vice president in 1992.

A native of Eugene, Ore., Loomis has a degree in accounting from the University of Oregon and a master's degree in sports administration from Wichita State University. Married to Melanie, Loomis has four children: Alex, Katherine, Sam and Lucy.



HEADCOACH



Sean
PAYTON
HEAD COACH

In just five seasons as Head Coach of the New Orleans Saints, Sean Payton has established himself as one of the most successful coaches in the National Football League during this span. Since coming to

New Orleans, Payton has led the Saints to their first Super Bowl title in franchise history and two division titles. During his tenure, he has compiled a 53-33 record and his teams have reached the postseason three times. Payton was hired as the 14th head coach in Saints history on Jan. 18, 2006 after being a member of the Dallas Cowboys staff since 2003. In 2011 he enters his 15th season in the NFL and 23rd in coaching.

Through this five-year span, Payton holds the top winning percentage (.616) for a Saints coach all-time. No NFC team has won more than the 53 games Payton has won during this period and only four AFC clubs have more wins. His 53 wins during this time are the most during any five-year span in Saints history and tied for the second-most by an NFL coach during this period. He's posted a 4-2 (.667) mark in the postseason after the team had won only one playoff game in franchise history prior to his arrival.

Serving as the club's play-caller, Payton's presided over the most prolific offense in the NFL, leading the league in yards per game three-of-his five seasons at the helm and finishing first in scoring in 2008 and 2009. These are the only three times the Saints have led the NFL in total offense. In franchise history, the Saints have scored at least 45 points 10 times. Six of these outputs have occurred under Payton's watch.

In 2010 Payton led the Saints to their second consecutive postseason appearance and third in five seasons with an 11-5 record, becoming only the second coach in franchise history to post three double-digit win seasons. It was only the second time in club record books that the Saints had back-to-back campaigns of at least 11 wins. The club had six road victories in 2010 as they had back-to-back winning records at visiting stadiums for the first time since 1991 and 1992. In fact,

PAYTON'S HEAD COACHING CAREER

Year	Team	W	L	T	PCT.	Playoffs
2006	NO	10	6	0	.625	1-1
2007	NO	7	9	0	.438	
2008	NO	8	8	0	.500	
2009	NO	13	3	0	.813	3-0
2010	NO	11	5	0	.688	0-1
TOTALS		49	31	0	.613	4-2

three of the top six road campaigns in team history (7-1 in 2009, 6-2 in both 2006 and 2010) have come under Payton in the last five years. His regular season road winning percentage (25-15, .625) is tops in club history and the NFL's fourth-best over that period.

New Orleans set a team record in 2010 in third down efficiency by converting an NFL-best 48.8% of their attempts. Offensively, the Saints ranked sixth in the NFL in total yards (372.5 ypg) and 11th in points per game (24.0 ppg). In addition, the team finished third in passing (277.6 ypg), the fourth top-three finish in five seasons. New Orleans finished fifth in the NFL with 351 first downs, the second-highest total in franchise history. New Orleans' offensive line gave up only 26 sacks, which was the NFL's fifth-lowest total.

Defensively, the team took a big step forward, making the jump from the 25th ranked total defense in 2009 to the fourth-ranked defense (306.3 ypg) in 2010. It marked the first time since 1997 that they have ranked among the league's top five. Most significant in this was a jump in pass defense, moving from 26th (235.6 ypg) in 2009 to 4th (193.9 ypg) in 2010. The club moved up from 20th to 7th

PAYTON BY THE NUMBERS

A look at the team records set since the start of the 2006 season:

- Most Points: 510 – 2009**
- Most Touchdowns: 64 – 2009**
- Most Touchdowns Passing: 34 – 2009 (tied, 2008)**
- Longest Winning Streak: 13 – 2009**
- Most First Downs: 354 – 2008**
- Most First Downs Passing: 236 – 2010**
- Third Down Conversion Rate: 48.8 – 2010**
- Most Net Yards: 6,571 – 2008**
- Highest Avg. Per Offensive Play: 6.3 – 2008**
- Highest Rushing Avg.: 4.5 – 2009**
- Most Passing Yards: 4,977 – 2008**
- Most Pass Attempts: 661 – 2010**
- Most Pass Completions: 450 – 2010**
- Highest Completion Percentage: 69.5 – 2009**
- Fewest Sacks Allowed: 13 – 2008**
- Fewest Turnovers Committed: 23 – 2006**
- Most Interception Return Yardage: 652 – 2009**
- Most Interception Returns For Touchdowns: 5 – 2009 (tied, 1998)**
- Most Punt Returns For Touchdowns: 3 – 2008**

PLAY IT FORWARD



Head Coach Sean Payton and his wife, Beth, launched the Play It Forward Foundation in 2008 to raise funds and awareness to help families in need in the areas of health, education and social welfare. Since then, it has also served as a catalyst for various nonprofit organizations to improve the quality of

life for local families in need, as well as support disadvantaged and disabled individuals through educational-based initiatives, increased and improved health-care support systems, and social welfare through research, education and professional services.

In 2008 and 2010, the foundation held Black & Gold Gala fundraisers at the Louisiana Superdome. Legendary entertainers such as Irma Thomas, Jimmy Buffett and Sammy Kershaw have lent their support, serving as honorary chairs. Benefactors of these events have included Brad Pitt's Make It Right NOLA, Blaine Kern's First Responder's Fund, the Dr. Phil Foundation and Feed the Children. The multiple approach has advanced the mission of enriching lives and strengthening the New Orleans community and Gulf South. In 2011, the foundation hosted a fundraiser in Lafayette, partnering with Feed the Children and Protect Our Coastline to raise \$75,000 for these causes.

In May, 2009, the foundation hosted its inaugural golf tournament—the Celebrity Kid's Classic—which raised thousands of dollars to benefit children's charities throughout Greater New Orleans.

(19.2 ppg) in opponent points per game. The defense also significantly improved their opponent third down conversion ranking from 14th (38.0%) to 5th (34.5%). In 2009, en route to the Super Bowl XLIV title, Payton guided the Saints to the team's second NFC South title in four seasons with a 13-3 record. Along the way the Saints set a franchise-record for most regular season wins in a season (13), breaking the previous mark of 12 in 1992. Their 16 overall victories were the most for the club in franchise record books. The Saints also posted the longest winning streak in team history when they won their first 13 contests. Payton once again was named as the top head coach in the NFL by numerous media outlets and recognized football chapters.

The Saints finished as the NFL's number one ranked offense (sixth in rushing and fourth in passing) for the second consecutive year. On the other side of the ball an opportunistic defense, recorded 26 interceptions with an NFL-leading five returned for touchdowns. New Orleans also ranked second in the league in opponent red zone touchdown percentage (39.3). The Saints set team records in scoring (510), and touchdowns (64) under Payton's watch and battled through the postseason with victories over the Arizona Cardinals (divisional round) and Minnesota Vikings (NFC Championship game) en route to Super Bowl XLIV. A franchise-record seven players were named to the Pro Bowl – QB Drew Brees, G Jahri Evans, C Jonathan Goodwin, S Roman Harper, S Darren Sharper, T Jon

PAYTON'S PLACE

PAYTON'S PLACE AMONG SAINTS HEAD COACHES

Payton has the highest winning percentage among the 14 head coaches in Saints history. He enters his sixth season with the Saints ranked second in club history in career wins:

Coach	Years	Reg. Season	Playoffs	Overall	Pct.
Sean Payton	2006-	49-31	4-2	53-33	.616
Jim Mora	1987-96	93-74	0-4	93-78	.544
Jim Haslett	2000-05	45-51	1-1	46-52	.469

PAYTON AMONG NFL'S WINNINGEST ACTIVE COACHES

Sean Payton's been among the league's elite in victories since becoming an NFL head coach in 2006. His 53 regular season and postseason wins since then is tied for second among NFL coaches. Payton owns a 53-33 record (.616) over that span.

Most Wins Since 2006

Coach	Team	Wins
Bill Belichick	New England	65
Sean Payton	New Orleans	53
Mike McCarthy	Green Bay	53
Tom Coughlin	N.Y. Giants	52
Andy Reid	Philadelphia	51

ROAD WARRIORS

Since Payton became head coach in 2006, the Saints have the fourth-best record in the NFL at visiting stadiums with a 25-15 mark. With a 6-2 road mark in 2010, the Saints had back-to-back road winning records for the first time since 1991 and 1992. Including the final road game of 2008, New Orleans' eight game win streak away from home was the second-longest in club record books to a ten-game win streak from Oct. 18, 1987-Oct. 6, 1988.

NFL's Best Regular Season Road Records Since 2006

Team	Record
1. New England	29-11
2. Indianapolis	28-12
3. New York Giants	26-14
4. New Orleans	25-15
5. Philadelphia	24-15-1

SCORING EXPLOSION

Six of the ten highest-scoring games in franchise history have occurred on Payton's watch since he arrived.

Single-Game Points Scored in Saints History

Points	Opponents	Date
51	vs. Green Bay	11/24/08
51	at St. Louis	11/2/69
51	at Seattle	11/21/76
48	vs. N.Y. Giants	10/18/09
48	at Philadelphia	9/20/09
46	at Miami	10/25/09
45	vs. Arizona*	1/16/10
45	vs. Detroit	9/13/09
45	at Atlanta	10/19/03
45	vs. N.Y. Giants	12/14/03

*NFC Divisional Playoff

HEADCOACH

Stinchcomb and LB Jonathan Vilma.

In 2008, the Saints ranked first overall in the NFL in offense and set team records for total yards (6,571), net passing yards (4,977) and first downs (354), also tying a team record for single-game scoring in a 51-29 win over Green Bay.

In 2007, the Saints endured injuries and a slow start, but put together a four-game winning streak to get back into playoff contention. New Orleans finished fourth in the NFL in total offense while also holding nine opponents to 17 points or less.

Payton scrapped the traditional timetable for rebuilding an NFL club in 2006. In his opening season as a head coach, the Saints jumped out to a 3-0 record - a first in team history and equaled the team's win total from the previous year - and clinched the NFC South title before the regular season finale. New Orleans led the NFL in total offense, went to the postseason for the first time since 2000 and advanced to the NFC Championship for the first time. When 2006 came to a close, Payton was voted the Coach of the Year by the *Associated Press*, *Pro Football Weekly*/Pro Football Writers of America, *The Sporting News* and the Maxwell Club. He and his staff also coached the NFC squad in the Pro Bowl.

Prior to his final season with the Cowboys, Payton was promoted to assistant head coach/passing game coordinator and was responsible for the team's play-calling. For the previous two years, he had been assistant head coach/quarterbacks. In 2005, the Cowboys tied for second in the NFC with 318 first downs. When Payton arrived, Dallas had ranked 31st in passing the previous year but immediately improved to 17th.

Payton came to Dallas after four years with the New York Giants (1999-2002), the last three as offensive coordinator after spending his first season as quarterbacks coach. Payton solidified his reputation as one of the game's brightest offensive minds in 2000. In his first season as coordinator, the Giants captured the NFC title and went to Super Bowl XXXV. New York scored 328 points - the club's highest total since 1990 - and finished 13th in the NFL in total offense.

Payton was first assigned play-calling duties prior to a game against the Jets on Dec. 5, 1999. The Giants responded with 41 points and 490 yards - both season highs - and he retained that assignment over the final five games. Appointed the offensive coordinator the following season, over the next three years the Giants passing attack continually improved, ranking 13th in the NFL in 2000, tied for eighth in 2001 and sixth in 2002.

In 2002 the Giants also finished sixth overall in total offense, the team's highest ranking since 1985. In the previous decade, New York hadn't ranked above 20th. Prior to joining the Giants, he spent 1997 and 1998 as Philadelphia's quarterbacks coach. In 1997, the Eagles ranked second in passing and third in total offense in the NFC.

During his career, Payton has had particular success tutoring quarterbacks. Brees

has thrived since arriving in New Orleans, as he holds or has tied a total of 19 club career, single season and single game records. In 2010, he completed 448-of-658 passes (68.1%) for 4,620 yards with 33 touchdown passes, breaking his own career-high and the franchise record for completions, as he was selected to his fourth Pro Bowl in five seasons in New Orleans. Brees helped engineer the club's Super Bowl XLIV Championship season with his outstanding play, when he finished first with an NFL record 70.6 completion percentage and also led the league with a career-high 106.9 passer rating and 34 touchdown passes. In the postseason, the Super Bowl MVP threw for eight scores with no interceptions, playing mistake-free football on the way to the Championship. Under Payton's watch in 2008, Brees became the second passer in NFL history to throw for over 5,000 yards in a season.

Since 2000, every passer under Payton's guidance has thrown for over 3,000 yards. In addition to Brees since 2006, the three starting quarterbacks he worked with in Dallas - Drew Bledsoe in 2005, Vinny Testaverde in 2004 and Quincy Carter in 2003 - all surpassed the milestone. And while in New York, Giants QB Kerry Collins had 4,073 yards in 2002.

Payton wrapped two coaching stints at San Diego State University (1988-89 and 1992-93) around a stop at Indiana State (1990-91). During his second stretch with the Aztecs, Payton was running backs coach, working with Heisman Trophy runner-up Marshall Faulk before becoming quarterbacks coach.

Following the 1993 season, Payton moved to Miami of Ohio (1994-95) where he was quarterbacks coach prior to being promoted to co-offensive coordinator. He spent 1996 as quarterbacks coach at Illinois before entering the NFL with Philadelphia.

Payton earned a bachelor's degree in communications at Eastern Illinois, where as a quarterback he had 10,665 passing yards, then the third-highest total in NCAA Division I-AA history. The three-time AP All-American selection had professional stints with Chicago of the Arena Football League, Ottawa of the Canadian Football League and the Chicago Bears in 1987. Payton was inducted into the Eastern Illinois Hall of Fame in September of 2000 and had his jersey retired in a ceremony in September, 2010.

Born Dec. 29, 1963 in San Mateo, Calif., and raised in Naperville, Ill., Payton and his wife, Beth, have a daughter, Meghan and a son, Connor.

PLAYING CAREER: Eastern Illinois, 1982-86; Chicago Bruisers (Arena Football League), 1987; Ottawa Rough Riders (CFL), 1987; Chicago Bears, 1987.

COACHING CAREER: San Diego State, 1988-89; Indiana State, 1990-91; San Diego State, 1992-93; Miami (Ohio), 1994-95; Illinois, 1996; Philadelphia Eagles, 1997-98; New York Giants, 1999-2002; Dallas Cowboys, 2003-05; New Orleans Saints (head coach), 2006-.

COACHINGSTAFF



Gregg
WILLIAMS
DEFENSIVE COORDINATOR

New Orleans Saints defensive coordinator Gregg Williams, entering his third season as the architect of the Saints' defense, has infused the Black-and-Gold's defensive charges and molded them into an attacking, multiple schemed defense that has risen drastically in a short period of time to be one of the most formidable units in the National Football League. Williams has helped the Saints capture a division title (2009), an NFC Conference Championship (2009), and Super Bowl XLIV, as well as an 11-5 record and NFC Wild Card berth in 2010.

When Coach Sean Payton began the search for a defensive coordinator following the 2008 season, he focused on finding a coach with experience, intensity, character and a track record of success built on teaching skills. Payton found those traits in Williams, who has been the leader of some of the NFL's finest defenses over the course of the past decade. Williams owns the distinction of presiding over four separate top-five total defenses during his coaching career: Tennessee Titans (number one in total defense in 2000), Buffalo Bills (number two in 2003), Washington Redskins (number three in 2005), and the New Orleans Saints (number four in 2010). As a defensive coordinator or head coach over 14 seasons, Williams has racked up six top-ten overall defenses.

Williams, a 21-year coaching veteran in the NFL – including three seasons as a head coach and 11 as a defensive coordinator – has a well-earned reputation around the league for producing sound, aggressive units. In 2010 the Saints saw dramatic improvement in the NFL in yardage surrendered per game, moving from 25th in the NFL in 2009 (357.8 yards per game) to the fourth-best defense (306.3 yards per game) in 2010, and moved from 20th place in 2009 to seventh place in 2010 in opponent points per game (19.2 average). Additionally, the Saints' scoring defense allowed an average of only 17.2 points per game (third fewest in the NFC) over the course of the season, a direct result of the team's stingy net passing yards allowed per game (193.9 yards per contest average), which marked the fourth-fewest yards allowed through the air in the NFL.

In 2010 the Saints defense also registered top-five final rankings in third down defense, with opposing offenses converting only 34.5% of their opportunities. Additionally the Black-and-Gold finished fourth-best against NFL quarterbacks by allowing a 75.3 passer rating, which directly correlated to the Saints' top ranking of fewest passing touchdowns allowed (13). In fact, since Williams' arrival in New Orleans, the Saints have allowed only 28 touchdown passes, which is four better than the next closest team.

GREGG WILLIAMS FOUNDATION



Williams has made community service a priority throughout his career. He created the Gregg Williams Foundation, Inc. in 2004 (www.greggwilliamsfoundation.org) to benefit the children in his hometown of Excelsior Springs and provide funding for the community. For the past seven years, he has held the Gregg Williams Tiger Classic, and he has also organized coaching clinics, seven-on-seven tournaments and lineman challenges. Williams has also held two events in New Orleans since joining the Saints. Williams has made the doctrine of the foundation that every cent raised stay in the Excelsior Springs community.

The proceeds from his events have funded a multitude of projects. New scoreboards for the football stadium, basketball gym and baseball field have been installed, as well as a new irrigation system for the football practice field and new uniforms for the team. Williams' foundation also funded the construction of a new weight room and fitness center, special flooring for the volleyball courts and the purchase of heart monitor watches for the middle school. For wheelchair athletes, a YMCA fitness center was built as part of the Challenger Program.

But athletics haven't been the only beneficiary of the foundation. A robotics team has been created for the school's science department, college scholarships and competitive educational programs have been established and recreation parks have been built. A Career Center with business classes was funded, local art and theater programs have been supported and the museum has also received generous donations. A latchkey program for children with working parents was also established with foundation contributions, as well as SAFE programs and After-Prom sponsorships. 20 Drama Club members were sent to Scotland to participate in theater arts training & competition.

Williams' impact on the Saints' defense in 2009 was impressive as they improved significantly in several categories. After allowing opponents to score touchdowns in the red zone on 48.2% of their possessions in 2008, the Saints lowered that figure to 39.3%, second-lowest in the NFL. The Saints recorded only 15 interceptions in 2008 and then finished second in the NFC and third in the NFL with 26 picks. He was in charge of a unit that recorded 35 defensive takeaways, after recording only 21 in 2008. Seven of those takeaways were returned for touchdowns. New Orleans had three defensive players (S Roman Harper, S Darren Sharper and LB Jonathan Vilma) named to the Pro Bowl. The Saints' interception return yardage tallies since 2009 has been the NFL's top ranked unit (848 yards) for a league-best average of 24.2 yards per interception, and tied with the New England Patriots for the most interceptions returned for touchdowns over that period of time (seven touchdowns).

COACHINGSTAFF

The defense continued to show a nose for the ball in the playoffs as they led the league with eight takeaways, while holding opponents to an average of 19.6 points per game. Twice the defense came up with key fourth quarter interceptions. Near the end of regulation in the NFC Championship, CB Tracy Porter intercepted Minnesota QB Brett Favre at the New Orleans 22-yard line, stopping a potential Vikings game-winning score and ensuring overtime. Late in the fourth quarter of Super Bowl XLIV, the Saints took a 14-point lead when Porter returned a Peyton Manning pick 74 yards for a touchdown.

He arrived in New Orleans following a one-year stint in Jacksonville as defensive coordinator/assistant head coach, where in 2008 the Jaguars held 10 opponents to 20 points or less. Williams spent the previous four seasons (2004-07) as assistant head coach/defense of the Washington Redskins.

Washington had one of the league's top defenses over that span, allowing just 19.4 points per game and ranking sixth overall in defense during the four-season stretch. In 2007, the Redskins ranked eighth in the NFL in total defense, including allowing only 91.3 yards per game rushing.

In 2005, the Redskins defense was a key factor in the club making its first post-season appearance since 1999. Washington allowed less than 19 points per contest that season – including a scant 11.7 over the final six games. In 2004, Williams made an immediate impact on a unit that had finished 24th the year before, with the Redskins' defense improving to third in the NFL and forcing 26 turnovers.

Prior to joining the Redskins, Williams spent three seasons as head coach of the Buffalo Bills, where the defense improved each season. In 2003, the Bills ranked second in the league, jumping from 15th in 2002 and 21st in 2001. Overall in 2003, Buffalo's defensive and special teams units finished among the NFL's top five in nine categories.

His reputation as a defensive coach was forged in his years with Tennessee, where he served for 11 seasons (1990-2000), including as coordinator over his last four years with the club. Initially hired as a defensive quality control coach when the team was still located in Houston, he was promoted to special teams coach in 1993, and took over as linebackers coach from 1994-96 before being promoted to defensive coordinator in 1997.

The club made a steady climb to the top of the NFL's defensive charts under Williams' direction. In his first year as coordinator, the unit forced 32 turnovers. In 1998, Tennessee ranked in the top 10 against the run and held seven opponents to 14 points or less. The following year the Titans would march to Super Bowl XXXIV, force 39 turnovers and place DE Jevon Kearse and DT John Thornton on All-Rookie teams.

In 2000, the Titans led the NFL in total defense for the first time since joining the NFL and allowed 191 points – the third-fewest in league record books since the adoption of a 16-game schedule in 1978. Tennessee also set club records with 55

sacks, fewest passing yards allowed (2,424) and fewest touchdowns allowed (17). It completed a two-year stretch where the Titans posted an NFL-high 109 sacks.

Prior to arriving in the NFL, Williams was a graduate assistant at the University of Houston from 1988-89 under former NFL head coach Jack Pardee. From 1984-87, Williams was the head coach at Belton, Mo., High School after opening his coaching career at Excelsior Springs (Mo.) High School.

Williams graduated from Northeast Missouri State, where he played quarterback and also played baseball. He later earned a master's degree from Central Missouri. He and his wife, Leigh Ann, have a daughter, Amy, and two sons, Blake, a coaching assistant on the Saints staff, and Chase, a redshirt freshman on the Virginia Tech football squad. Gregg and Blake were the first father and son combination who served on the same coaching staff to win a Super Bowl.

PLAYING CAREER: Northeast Missouri State 1977-79.

COACHING CAREER: University of Houston 1988-89; Houston Oilers/Tennessee Titans 1990-2000; Buffalo Bills (head coach) 2001-03; Washington Redskins 2004-07; Jacksonville Jaguars 2008; New Orleans Saints 2009-.



Pete
CARMICHAEL, JR.
OFFENSIVE COORDINATOR

Pete Carmichael Jr. is in his third season as the Saints' offensive coordinator after tutoring the club's quarterbacks the previous three years. Throughout this time he has been a key figure in the planning and preparations of an offensive attack that has been ranked first in the NFL in yardage in three of the last five seasons, while leading the league in scoring in 2008 and 2009.

In 2010, the Saints finished third in the NFC and sixth in the NFL after averaging 372.5 yards of total offense, while finishing third in the league in passing, averaging 277.6 net yards per game through the air. The unit converted a club record 48.8% of their third down conversions and finished second in the conference and fifth in the league with 351 first downs, the second-most in club record books.

In his first season with his new title, The Saints continued to compile impressive numbers on offense. The Saints finished in the top five in seven offensive categories and eight single season and single game team records were set or tied. They scored a club-record and NFL-best 510 points, the ninth-highest total in league record books. At least 45 points were scored four times, a fifth time in the

postseason, with four straight outputs of at least 30. They ranked first in the league with 6,461 net yards, the second-best total in club history. The Saints' 348 first downs was the second-best total both in 2009 league rankings and in team record books. The Saints also finished ranked sixth in the NFL in rushing yardage with 131.6 yards per game on a club-best 4.5 yards per carry, an improvement from 28th in 2008 and their highest ranking since 1987 when they were third with a 146.0 average.

The offense continued to flourish in the postseason, averaging 35.6 points per game and scoring eight-of-nine times inside the red zone. QB Drew Brees keyed the run, completing 70.6 percent of his passes and throwing eight touchdowns, tied for the fifth-highest postseason total in NFL history and a 117.0 passer rating. He was selected MVP in Super Bowl XLIV, as he led the Saints back from a ten point deficit, completing 18 of his last 19 passes and engineering the fourth quarter game-winning drive, culminating in the go-ahead touchdown pass with under five minutes left.

In 2008, Carmichael's title was quarterbacks/passing game – with duties that included assisting in the pass routes, protection schemes and quarterback responsibilities. He tutored the signal callers his first three seasons with the club. In 2008, the offense went on to rank No. 1 in the NFL in passing, and Brees threw for 5,069 yards – the second-highest total in league history and tossed a club-record 34 touchdowns.

Carmichael has worked closely with Brees since both arrived in New Orleans in 2006, and since then the majority of the franchise's career, single-game and single-season passing records have fallen. Brees has led the NFL in passing yardage twice, set the NFL record for completion percentage (70.6-2009) and has thrown for a club record 155 touchdowns over the last five seasons.

Carmichael brings the perspective of having a wide range of coaching experiences, including working with nearly every position group on offense during his career. With the Chargers, he assisted wide receivers coach James Lofton for an offense that ranked 10th in the NFL in 2004 and 2005. Carmichael joined the Chargers in 2002 and served as offensive assistant/quality control until being promoted.


In 2001, Carmichael was quality control coach for the Washington Redskins, and in 2000, he was the tight ends and offensive assistant coach for the Cleveland Browns. From 1995-99, Carmichael was the quarterbacks coach at Louisiana Tech, and during his tenure the Bulldogs' QBs broke almost every passing record at the school. He began his coaching career as the assistant offensive line coach at the University of New Hampshire in 1994, with the Wildcats winning the Yankee Conference championship.

Born Oct. 6, 1971 in Framingham, Mass., Carmichael attended Medway (Mass.) HS where he played football and baseball. He went on to a collegiate playing career in baseball and was a four-year letterman at Boston College. As a senior,

Carmichael was a team captain and Most Valuable Player. He graduated with a degree in mathematics in 1994.

Carmichael and his wife, Tina, have sons, Peter and John and a daughter Allison.

COACHING CAREER: New Hampshire, 1994; Louisiana Tech, 1995-99; Cleveland Browns, 2000; Washington Redskins, 2001; San Diego Chargers, 2002-05; New Orleans Saints, 2006-.



**Joe
VITT**
ASSISTANT HEAD COACH/
LINEBACKERS

Tutoring a unit that since 2006 has annually ranked among the Saints' most productive position groups, assistant head coach/linebackers Joe Vitt enters his

sixth season in New Orleans.

In both 2009 and 2010, Jonathan Vilma and Scott Shanle have been two of the club's top tacklers. Under Vitt's supervision, Vilma has led the Saints in tackles for three consecutive seasons. In 2010, he finished with 131 tackles, a career-high four sacks, two forced fumbles and one fumble recovery and was selected to his second consecutive Pro Bowl. Shanle was the club's third-leading tackler with 98 stops in 2010. With 562 tackles since joining the club in 2006, Shanle has more stops than any other Saints defender during this period.

Vitt came to the Saints after serving as interim head coach for the final 11 games in St. Louis in 2005. He held the Rams together during a difficult period after previously holding the title of assistant head coach/linebackers. It was part of a two-year stint with the Rams where he also turned a handful of young defenders into a unit that paced the team in tackles each season.

He joined St. Louis after working as linebackers coach in Kansas City from 2000-03. It was with the Chiefs where he first worked with former Saint Scott Fujita, a fifth-round pick who developed into one of Kansas City's top defenders and led them in tackles twice. In New Orleans, under Vitt's tutelage, he enjoyed three consecutive seasons with over 100 stops.

Vitt took over the linebacker corps in Kansas City after tutoring the Green Bay defensive backs in 1999, molding a legion of rookies and young players into a formidable unit that doubled the Packers' previous-year total by picking off 26

passes. One of his understudies was safety Darren Sharper, who led the Packers with 113 tackles.

From 1995-98, Vitt was linebackers coach for Philadelphia, where he first worked with Saints head coach Sean Payton. In 1998, his group helped the Eagles lead the NFL in pass defense, allowing 170 yards per game. Vitt was assistant head coach and defensive backs coach with the Rams under Chuck Knox from 1992-94 for the franchise's final three seasons in Los Angeles.


Vitt spent 10 seasons with the Seattle Seahawks (1982-91), holding several titles during that stretch. In 1982 he was defensive quality control coach/assistant strength & conditioning coach. From 1983-87 Vitt was quality control/assistant linebackers coach, and from 1988-91 he tutored the safeties.

Born in Syracuse, N.Y., Vitt grew up in Blackwood, N.J., and played four years at linebacker for Towson State, where he was part of a squad that went undefeated in 1974. Vitt was later inducted into the Towson State Hall of Fame. He entered the NFL coaching ranks with the Baltimore Colts as strength/quality control coach from 1979-81.

Vitt and his wife Linda have one son, Joe Jr., one daughter Jennifer and granddaughter McKenzie.

PLAYING CAREER: Towson State, 1974-77.

COACHING CAREER: Baltimore Colts, 1979-81; Seattle Seahawks, 1982-91; Los Angeles Rams, 1992-94; Philadelphia Eagles, 1995-98; Green Bay Packers, 1999; Kansas City Chiefs, 2000-03; St. Louis Rams (head coach, final 11 games of 2005), 2004-05; New Orleans Saints, 2006-.



Greg
McMAHON
SPECIAL TEAMS COORDINATOR

Greg McMahon enters his sixth season working with the special teams and fourth as coordinator. His tenure with the club has been defined by solid performances by the kicking game, the coverage units and the returners.

With McMahon stressing opportunistic play over the last five seasons, the Saints have recovered 13 fumbles on special teams, scored eight touchdowns –including five on punt returns – and blocked a punt, a pair of field goals and an extra point.

In 2010, McMahon continued to foster improvement out of K Garrett Hartley and

P Thomas Morstead. In his first full NFL season, Hartley made his final ten field goal attempts and 15-of-his last 16. Morstead enjoyed a solid sophomore season, finishing sixth in the NFL with a 45.9 average and 11th in net average (38.4). The Saints were only one of four NFL teams to not allow a blocked kick or give up an opponent special teams score.

The kicking game played a crucial role in the 2009 championship campaign. The unit finished fourth in the league in kickoff return average (24.4) as Courtney Roby had the first touchdown return by a Saint since 2004. In the postseason, RB Reggie Bush had an 83-yard punt return for a touchdown to break open the NFC Divisional Playoff vs. Arizona.

While the coverage units scooped up three fumbles, the most improved group were the specialists. Hartley, who made the first 16 field goal attempts of his career, setting an NFL record for most consecutive tries to start, came through in the clutch twice in the postseason. His 40-yard field goal in overtime of the NFC Championship sent the Saints to the Super Bowl. Hartley then became the first kicker in Super Bowl history to boot three kicks of 40-or-more yards. LS Jason Kyle, a 15-year NFL veteran, was selected to USA Today's All-Joe team. Morstead, the club's fifth round draft choice, was the first Saints punter to capture NFC Special Teams Player of the Week twice in the same season. On kick-offs, he finished fourth in the NFL with 27 touchbacks. In Super Bowl XLIV, Morstead successfully executed an onside kick at the start of the second half that brought possession back to New Orleans.

Special teams played a key role for the Saints in 2008, McMahon's first year as coordinator. New Orleans finished the season as one of only four teams to rank in the top 10 in both punt return average (fourth) and kickoff return average (eighth). Bush scored on two punt returns vs. Minnesota to tie an NFL record. Then a rookie, Hartley, signed after a midseason tryout, started his field goal streak by making all 13 attempts.

McMahon served as assistant special teams coach for his first two years in New Orleans, following a one-year stint as tight ends/special teams coach at East Carolina.

In 2005, the Pirates finished in the top 20 in the nation in field goal accuracy and had a pair of solid return men. As tight ends coach, McMahon was part of a staff that directed East Carolina to the fourth-highest passing total in school history.

He spent 13 years at the University of Illinois (1992-2004), working primarily with the special teams, tight ends and wide receivers. In 1997, McMahon took on the additional responsibility of overseeing the special teams. His efforts were integral in Illinois making four bowl appearances and twice appearing in the final national rankings, and in 2001 the school finished 10-2 and captured the Big Ten title.

Based on the records his units established, the play of the special teams during

COACHINGSTAFF

McMahon's years at Illinois are unmatched in school history. Illinois blocked 16 kicks from 2001-04 and accounted for nine touchdowns. K Neil Rackers, currently with the Houston Texans, and punt return yardage leader Eugene Wilson, each benefited from McMahon's guidance. Players under his direction included the school leaders in career punting average, single-season scoring and all-time punt return yardage.

McMahon, 51, came to Illinois in 1992 from Nevada-Las Vegas, where he spent two years as special teams coordinator as well as coaching offensive tackles and tight ends. He also had stints with Valdosta (Ga.) State, Southern Illinois, North Alabama, Minnesota and Eastern Illinois.

As a defensive back at Eastern Illinois, he was a member of two teams that played for the NCAA Division II National Championship. The Panthers won the title in 1978 and again went to the championship game two years later. McMahon earned a degree in psychology from EIU in 1982.

McMahon and wife, Linda, have three children: sons Drew and Sam and daughter Lisa.

PLAYING CAREER: Eastern Illinois, 1978-81.

COACHING CAREER: Eastern Illinois, 1982; Minnesota, 1983-84; North Alabama, 1985-87; Southern Illinois, 1988; Valdosta State, 1989; UNLV, 1990-91; Illinois, 1992-2004; East Carolina, 2005; New Orleans Saints, 2006-.



John
BONAMEGO
ASSISTANT SPECIAL TEAMS

Bonamego rejoins the Saints and will assist special teams coordinator Greg McMahon after spending the previous three seasons with the Miami Dolphins. He previously served as special teams coordinator with the Saints from 2006-07.

Bonamego fostered the progress of several young standouts in special teams during his tenure in Miami. K Dan Carpenter was signed as an undrafted free agent in 2008 and set a Dolphins rookie record with 11 straight field goals. In 2009, he was voted to the Pro Bowl after making 25-of-28 attempts. P Brandon Fields set a club record with a 39.8 net average in 2009. WR Ted Ginn Jr. became the first player in NFL history with two kickoff return touchdowns of 100 yards or more in the same game, the first player in 42 years to have two returns for touchdowns in the same quarter while also recording 299 return yards, the second-most single

game kickoff return yardage total in NFL history on November 1, 2009. In 2009, the Dolphins special teams units were ranked tenth in the NFL by *The Dallas Morning News*.

In New Orleans, Bonamego's 2006 unit proved pivotal in catapulting the club to a 10-6 record, the NFC South title and an NFC Championship trip, as it recorded two game-changing plays.

Against Atlanta in the Superdome, S Steve Gleason blocked a punt that was recovered for a first-quarter touchdown that permanently shifted the momentum. Later in the game the Saints also blocked a field goal, leading to a quick New Orleans scoring drive. In Week Five vs. Tampa Bay, a series of key blocks helped spring RB Reggie Bush for a 65-yard, game-winning punt return for a touchdown to lift the Saints to victory. For his efforts, Bush was named NFC Special Teams Player of the Week.

New Orleans finished the year tied for 10th in the NFL in the annual special teams rankings formulated by *The Dallas Morning News*. The Saints ranked sixth in the NFL in opponent punt return average (7.0) and fourth in the NFC in kickoff return average (23.0). New Orleans did not allow a kickoff return of more than 40 yards and the longest punt return the special teams surrendered was 31 yards.

Bonamego is entering his 24th year as a coach and 13th in the NFL. He coached the Green Bay special teams from 2003-05. In his final season with the Packers, the team had the league's longest punt return for a touchdown (85 yards vs. Chicago), didn't allow a return touchdown, blocked two PATs and a field goal attempt and ranked fifth in the NFC in punt return average.

Green Bay was one of only four teams in the NFL to not surrender a return touchdown or have a kick blocked in 2004 and the Packers placed in the top 10 in *The Dallas Morning News* rankings for a second-straight year. The Packers allowed only 20.2 yards on kickoffs and ranked sixth in field goal percentage (85.7). That season the club had four game-winning field goals – the most since the NFC/AFC merger.

In 2003 – Bonamego's first season in Green Bay – *The Dallas Morning News* put the Packers eighth in the NFL in special teams. The Packers finished fourth in the league in field goal percentage, fifth in kick return average (26.7) and did not allow a blocked punt or field goal. Green Bay blocked a field goal and a punt in the same season for the first time since 1997 and won the NFC North title.

Bonamego came to the Packers after spending four years (1999-2002) at Jacksonville, including his final season as special teams coordinator. In 2002, Bonamego's units placed third in the rankings by *The Dallas Morning News*. The unit blocked four kicks (two field goals and a pair of punts) and led the AFC in kick coverage (19.5). That year the Jaguars also led the AFC in gross and net punting average and were one of only two NFL teams to not allow a return touchdown or a blocked kick. Also that year, punter Chris Hanson was selected to the AFC Pro Bowl squad.

COACHINGSTAFF

Bonamego (pronounced bohn-ah-MAY-go) joined the Jaguars in 1999, with Jacksonville posting an NFL-best 14-2 record that season. He worked for three years as assistant special teams coach. Bonamego was promoted in 2002 following the retirement of Frank Gansz.


He arrived in Jacksonville after six seasons at Army, where Bonamego first assisted in coaching the outside linebackers (1993) before leading the special teams and recruiting efforts from 1994-98. He broke into college coaching at Maine, where he spent four years, two as a graduate assistant (1988-89) and two as wide receivers/special teams coach (1990-91). Bonamego worked at Lehigh in 1992, coaching running backs and assisting with special teams, which recorded three special teams TDs that season.

Born Aug. 14, 1963 in Waynesboro, Pa., Bonamego earlier spent a season coaching at Mt. Pleasant (Mich.) High School and a year as a player-coach in Europe with the Verona (Italy) Redskins. A wide receiver and quarterback at Central Michigan, he earned a degree in health fitness from the school in 1987, then received his master's degree in physical education from Maine in 1992. He also received an honorary doctorate degree from Central Michigan in 2009.

Bonamego and his wife, Paulette, have three children: Javier, Giovanni, and Bellina.

PLAYING CAREER: Central Michigan, 1983-86; Verona (Italy) Redskins, 1987.

COACHING CAREER: Verona (Italy) Redskins, 1987; Mt. Pleasant (Mich.) HS, 1987; Maine, 1988-91; Lehigh, 1992; Army, 1993-98; Jacksonville Jaguars, 1999-2002; Green Bay Packers, 2003-05; New Orleans Saints, 2006-07; Miami Dolphins, 2008-10; New Orleans Saints 2011-.



**Charles
BYRD**

ASSISTANT STRENGTH
& CONDITIONING

After serving as an assistant his first two seasons, Charles Byrd was promoted to assistant strength and conditioning coach in 2010. His responsibilities consist of assisting head strength and conditioning coach Dan Dalrymple in implementing the team's year-round program.


Byrd is in his sixth season as a coach after stints on the offseason and training camp rosters of the Cleveland Browns, Green Bay Packers, Washington Redskins and New York Giants from 2005-06 as a defensive back, also playing for Las Vegas of the Arena Football League in 2006. He started as a strength and condi-

tioning intern at Miami University (Ohio) in 2006, becoming a graduate assistant in his final year with the Redhawks before coming to New Orleans.

Byrd graduated from Morehead State University with a bachelor's degree in University Studies, where he played in the secondary and as a kickoff returner from 2001-04. The Oxford, Ohio native earned Division I-AA Mid-Major All-America honors for two straight seasons. A team captain and three-year starter, he helped the Eagles to three consecutive Pioneer Football League Southern Division championships.

PLAYING CAREER: Morehead State, 2001-04; Las Vegas Gladiators (AFL), 2006.

COACHING CAREER: Miami (Ohio), 2006-07; New Orleans Saints, 2008-.



Dan
DALRYMPLE
HEAD STRENGTH & CONDITIONING

By designing extensive workout programs – crafted to the needs of every player as well as the demands of each position group – strength & conditioning coach Dan Dalrymple has been a key member of the Saints organization since arriving in 2006. His responsibilities and influence both in the weight room and on the field remain constant throughout the entire year.

The efforts of Dalrymple and his staff have played a key role in the club's success over the past five seasons. His routines, focused on building and maintaining strength and stamina, while minimizing injuries have paid dividends for the Saints. Since 2006, New Orleans has put together six winning streaks of three games or more, including a franchise-record 13-game win streak in 2009 and a six-game run in 2010. Ten players have been selected to the Pro Bowl during his tenure, seven for the first time in their careers.

In 2009's Super Bowl XLIV Championship season, evidence of the conditioning of the club was their stamina throughout games, as they outscored opponents 139-48 in the fourth quarter, finishing first in the NFL in both points scored and allowed in the final period. He was named as the recipient of the Cybex Professional Strength and Conditioning Coach of the Year by the Professional Football Strength and Conditioning Coaches Society and the Samson Strength and Conditioning NFL Coach of the Year award from American Football Monthly.

Prior to joining the Saints, Dalrymple spent the previous 17 seasons in a similar capacity at Miami University (Ohio), including the last 16 as director of athletic

COACHINGSTAFF

conditioning, a program he built from its foundation. While the football team was a focus of his efforts, Dalrymple and his staff created workout regimens for every athletic program. He was promoted with the additional title of assistant athletic director in 2003.

Dalrymple has been certified by the National Strength & Conditioning Association since 1991 and has been honored as a finalist for the organization's coach of the year in 1995, 1997, 1999, 2003 and 2006. He's one of only two NFL coaches in his field to be certified by the Collegiate Strength & Conditioning Coaches Association as a Master Strength & Conditioning Coach.

Dalrymple has earned two certifications for USA Weightlifting that designate him as qualified to work with athletes in Olympic weightlifting and as a sports performance specialist.

After taking over the supervision of Miami's strength and conditioning program in 1989, the football program posted a 116-72-9 record, had a streak of 12-straight winning seasons and went to bowl games in 2003 and 2004.

For the Saints, Dalrymple couples his intense work ethic and a constant evolution of his approach with a lengthy background in football.

A 1988 graduate of Miami, Dalrymple was a four-year starter (1983-86) as an offensive lineman and was a first-team All-MAC selection his final two seasons, also earning honorable mention All-America accolades. He was one of three captains of the 1986 conference champion team. Dalrymple was later honored as one of five linemen on The *Cincinnati Enquirer's* All-20th Century Miami football team and was elected to the school's Hall of Fame in 2002.

After his college career and attending training camp with the Seattle Seahawks, Dalrymple returned to his alma mater as a student assistant coach in 1987. He served as a graduate assistant the following year before being promoted to offensive line and strength coach in 1989. He was named strength & conditioning coordinator in December of that year.

Dalrymple recently co-authored his first book, "The Athletic Body Puzzle-The Guide For Parents And Coaches", scheduled to be released this fall.

Dalrymple and his wife, Susan, have a daughter, Kylelyn and a son, Daniel.

PLAYING CAREER: Miami (Ohio), 1983-86.

COACHING CAREER: Miami (Ohio), 1987-2005; New Orleans Saints, 2006-.



Bret INGALLS

RUNNING BACKS

A coaching veteran of 29 years, including four stints as a coordinator, Bret Ingalls enters his third season in charge of the New Orleans running backs.

Despite starting six different players at the position, the Saints running game averaged 4.0 yards per carry for the third consecutive season for an offense that was ranked in the NFL's top ten in both yards per game and points per game. Following injuries to Reggie Bush and Pierre Thomas, Ingalls helped prepare undrafted rookie Chris Ivory, who led the club in all rushing categories with 137 carries for 716 yards (5.2 avg.) with five touchdowns, as he was named to several All-Rookie teams.

Ingalls' extensive experience with the run game immediately made an impact in 2009 as the Saints improved in the NFL rushing rankings from 28th to sixth as they churned out 131.6 yards per game and set a club record averaging 4.5 yards per carry. Under his leadership, Thomas, Bush and Mike Bell combined for 1,837 yards rushing. Thomas enjoyed a breakout season, leading the club in rushing with 147 carries for 793 yards (5.4 avg.) and six TDs, ranking fourth in the NFL in yards per carry. Grabbing 39 receptions for 302 yards, he finished with a team-best 1,095 total yards from scrimmage, adding 254 more and three TDs in the postseason. Bush had a career-high 5.6 yards per carry and led the running backs with 47 catches. The 86 grabs by Thomas and Bush was the third-most receptions by an NFL backfield duo.

Ingalls served on the staff at Northwestern from 2006-08, where he was running game coordinator/offensive line coach his final season. He molded a line without extensive starting experience into the cornerstone of an offense that led the Wildcats to a nine-win season. Northwestern rushed for over 1,800 yards and ranked second in the Big 10 for fewest sacks allowed. In 2007, the offensive line blocked for the Big Ten's top-ranked passing attack, and in 2006 led the way for 1,705 yards rushing.

Ingalls spent 2005 at Miami University (Ohio), working with the tight ends and tackles, and spent the previous season with Indiana State. From 2000-03, he was the offensive coordinator at his alma mater, the University of Idaho, where he also tutored the quarterbacks and running backs for two seasons each.

From 1997-99, Ingalls served as offensive coordinator/offensive line coach at Northern Iowa and he held similar positions at Louisville from 1995-96. In 1994, he coached the offensive line at Eastern Michigan.

COACHINGSTAFF

Ingalls held several positions on the offensive side of the ball at San Diego State from 1989-93. Over those years, he had stints as offensive coordinator (1992-93), offensive line coach (1990-92) and running backs coach (1989, 1993). While running backs coach, he tutored future Pro Football Hall of Fame selection Marshall Faulk, who twice led the nation in rushing.

Ingalls' coaching career began at Idaho, where he graduated in 1984. After serving as a student defensive backs coach, he was assistant offensive line coach from 1984-85 and running backs coach from 1986-88. Idaho won four Big Sky Conference championships during his tenure. While at the school, over his final two seasons Ingalls was on the same staff with current Saints wide receivers coach Curtis Johnson, and the two would also work together at San Diego State.

A native of Snohomish, Wash., Ingalls was a starting running back at Wichita State (1979-81). He graduated from Idaho in 1984 with a business degree.

Ingalls and his wife, Diana, have two sons—Samuel and Jack—and a daughter, Breana.

PLAYING CAREER: Wichita State, 1979-81.

COACHING CAREER: Idaho, 1982-88; San Diego State, 1989-93; Eastern Michigan, 1994; Louisville, 1995-96; Northern Iowa, 1997-99; Idaho, 2000-03; Indiana State, 2004; Miami (Ohio), 2005; Northwestern, 2006-08; New Orleans Saints, 2009- .



Bill
JOHNSON
DEFENSIVE LINE

Entering his third year on the Saints coaching staff, Bill Johnson possesses a long history of developing the skills of top-notch defensive linemen throughout his coaching career. Entering his 31st year in the profession and 11th NFL season, the Louisiana native came to New Orleans after a two-year stint in Denver.

In 2010, the front four played an important role in a defense that improved from 25th in the NFL to fourth in yardage and from 20th to seventh in scoring defense. DT Sedrick Ellis enjoyed a breakout campaign, leading the club with a career-high six sacks, tied for third in the NFL among tackles. DE Will Smith had 70 tackles and finished second on the team with 5.5 sacks. DE Jeff Charleston finished with three takedowns, two forced fumbles and one recovery in an increased role in the defensive line rotation.

The line thrived under Johnson's approach in 2009. Smith finished fifth in the NFL with a career-high 13 sacks. DL Anthony Hargrove recorded five sacks and three fumble recoveries to tie for the third-highest total in the NFL. The front four was the first line of defense in a unit that finished second in the NFL in red zone touchdown percentage (39.3).

During his two seasons with the Broncos, he coached a unit that in 2007 tied for second in the NFL with nine takeaways, combining for seven fumble recoveries and two interceptions. That season, DE Elvis Dumervil tied for sixth in the league with 12.5 sacks.

During his tenure as defensive line coach with Atlanta from 2001-06, Johnson oversaw a unit that helped the club post 242 sacks during his six years with the club. Over that span, Atlanta twice ranked in the top 10 in fewest yards allowed and fewest yards per carry (2004, 2006). The Falcons also had a pair of Pro Bowlers up front under Johnson's direction, including DE Patrick Kerney and DT Rod Coleman.

Coleman was selected to the Pro Bowl in 2005, and his 28 sacks from 2004-06 were the most by a defensive tackle in the NFL over that span. Kerney was voted to the Pro Bowl in 2004, and the defensive end had 53 sacks under Johnson's tutelage from 2001-06, notching at least 10 sacks in three seasons.

Atlanta reached the NFC Championship Game in 2004, with Johnson's line leading the NFL in sacks (48) for the first time in franchise history. The Falcons also ranked eighth in the NFL in run defense, Kerney had a career-high 13 sacks and Coleman led all defensive tackles with 11.5.

Johnson joined the Falcons in 2001 after a one-year stint at Arkansas working with the line, his second time coaching at the school. That season closed a 21-year stretch as a college assistant.

The longest coaching tenure of his career was at Texas A&M, where Johnson served as defensive line coach for eight seasons (1992-99) under Coach R.C. Slocum. The Aggies earned three conference championships during those years, went to six bowl games and finished in the top 10 three times. Nine defensive linemen under his instruction were selected in the NFL Draft, including Sam Adams, a consensus All-American in 1993 and the eighth overall pick by the Seattle Seahawks in 1994.

Johnson came to Texas A&M after coaching the defensive lines at Arkansas (1990-91) and Louisiana Tech (1988-89). In 1987, he served as a graduate assistant at the University of Miami under Coach Jimmy Johnson, working primarily with the linebackers on a team that went 12-0 and was voted National Champions. Prior to joining the Hurricanes, Johnson spent two years as an assistant at McNeese State University coaching the school's outside linebackers in 1986 and its defensive line the year before.

COACHINGSTAFF

He entered the coaching profession as a graduate assistant at his alma mater, Northwestern State University in 1980 and served in that capacity for two seasons before coaching defensive ends/linebackers at the school from 1982-84.

Johnson was a four-year letter-winner and two-year starter in football at Northwestern State, after a standout prep career at Neville High School in Monroe, La.

Born June 23, 1955, he and his wife, Dawn, have two children: Billy and Abby.

PLAYING CAREER: Northwestern (La.) State, 1976-79.

COACHING CAREER: Northwestern (La.) State 1980-84; McNeese State 1985-86; Miami (Fla.) 1987; Louisiana Tech 1988-89; Arkansas 1990-91, 2000; Texas A&M 1992-99; Atlanta Falcons 2001-06; Denver Broncos 2007-08; New Orleans Saints 2009-.



Curtis
JOHNSON
WIDE RECEIVERS

Tough-minded and uncompromising, few coaches bring more drive or passion to their profession than Curtis Johnson, and the Saints have been rewarded with outstanding results from the wide receiver corps since his arrival in 2006. He came to New Orleans after forging a reputation for developing top-flight targets on the college level for over two decades, and his stature has only grown on the NFL level.

Over the last five seasons, Johnson has worked with both veteran and young wide receivers, with all benefitting from his guidance and high-energy teaching style. Among players who have improved under his watch through their own dedication and his tutelage are Marques Colston, Devery Henderson, Robert Meachem and Lance Moore.

With Johnson's tutoring, Colston has gone from being the fourth-to-last player selected in the 2006 NFL Draft to posting 369 receptions for 5,097 yards and 40 touchdowns, moving into third place on club career lists in most receiving categories. After recording only 22 catches from 2004-05, Henderson has averaged an NFL-high 19.0 yards per reception since 2006. Meachem has made marked improvement each season, leading the club with 14 touchdown grabs since 2009. Moore went from the practice squad in 2006 to becoming a trusted target of QB Drew Brees, recording 66 catches for 763 yards (11.6 avg.) and a team-leading eight touchdowns in 2010.

With a coaching style that is intense and detail-oriented, Johnson's wideouts have combined for 108 touchdown grabs and 35 performances with over 100 yards receiving since 2006.

Entering the sixth year of his initial NFL assignment, few coaches at any level can match the wide receivers that Johnson has helped develop. The group of standouts under his direction while at University of Miami (Fla.) and his prior stop at San Diego State includes some of the top wide receivers over the last decade, including NFL first-round picks Andre Johnson, Santana Moss, Reggie Wayne and Yatil Green.

At Miami, Johnson was part of a staff that went to nine bowl games and won the 2001 National Championship. He polished the skills of at least one All-Big East performer each season from 1996-2005, including Johnson – the third overall pick by Houston in 2003 – and Moss, who became the Hurricanes' all-time leader in receiving yardage before making the Pro Bowl for Washington. Wayne departed ranked first in school history in catches and is a Pro Bowl performer for Indianapolis.

In his five-year stint at San Diego State (1989-93) Johnson landed some of the school's biggest recruits, including Pro Football Hall of Fame Class of 2011 member and fellow New Orleans native Marshall Faulk as well as WR Darnay Scott, who completed his eight-year NFL career with 408 grabs and 37 TDs. Each year Johnson was with the Aztecs the school had an all-conference performer at wide receiver.

Johnson began his coaching career as a receivers coach at Lewiston (Idaho) High School in 1984, serving for three seasons before holding a similar position at the University of Idaho. He spent 1987 and 1988 at the school before becoming receivers coach at San Diego State. His next stop was at Southern Methodist in 1994 before becoming wide receivers coach in 1995 at the University of California.

Johnson attended the University of Idaho and graduated in Physical Education in 1985. Born in New Orleans and a graduate of St. Charles High School, Johnson and his wife, Angel, have six children, Janene, Kiejon, Curtis III, and Aaron, Angele and Justin.

PLAYING CAREER: Idaho, 1980-83.

COACHING CAREER: Lewiston (Idaho) High School, 1984-86; Idaho, 1987-88; San Diego State, 1989-93; SMU, 1994; California, 1995; Miami (Fla.), 1996-2005; New Orleans Saints, 2006-.

COACHINGSTAFF



Travis JONES

ASSISTANT DEFENSIVE LINE

Entering his seventh year in the NFL, Travis Jones works with defensive line coach Bill Johnson in developing a talented defensive front that possesses a mixture of youth and experience. Known for his dedica-

tion to the fundamentals and his teaching skills, Jones begins his fourth season in New Orleans.

In 2010, Jones helped tutor a line that contributed to the defense finishing in the top ten in the NFL in opponent yards per game (fourth) and opponent points per game (seventh). DT Sedrick Ellis broke out with career-highs in tackles (78) and sacks (6). His takedown total led the team and tied for third among NFL defensive tackles.

In 2009, DE Will Smith enjoyed his finest season as he ranked fifth in the NFL with 13 sacks, while the trio of Ellis, Anthony Hargrove and Remi Ayodele provided a solid pass rush on the interior of a line that played an important role on the Super Bowl XLIV champions.

Prior to arriving in New Orleans, Jones spent three seasons with the Miami Dolphins, his first year as assistant defensive line coach and his final two seasons tutoring the outside linebackers and defensive ends.

During his Dolphins tenure, the line recorded 92 sacks. DE Jason Taylor was selected to the Pro Bowl each year and was named the 2007 NFL Defensive Player of the Year. The Dolphins ranked second in the league in sacks in 2005 and third in 2006.

Before arriving in Miami, Jones spent 2003-04 at LSU, where he was the defensive line coach/recruiting coordinator. In his first season, the Tigers' defensive front recorded 31 of the team's school-record 44 sacks, while also limiting opponents to 67 yards rushing per game – ranking third in the nation and first in the SEC.

At LSU, Jones coached a defensive front that featured DT Chad Lavalais, a consensus All-American, finalist for the Nagurski and Lombardi Awards and the SEC Defensive Player of the Year. Following the 2003 BCS National Championship season, Lavalais and teammate DE Marquise Hill were selected in the NFL Draft. DE Marcus Spears was also named All-SEC in 2003 and was a consensus All-American in 2004. Spears was a No. 1 pick by Dallas in 2005.

Prior to his stint at LSU, Jones served as defensive line coach at the University of

Kansas from 2001-02. There he developed the skills of Nate Dwyer, an All-Big 12 selection in 2001 and a fourth-round choice by Arizona in 2002. From 1998-2000, Jones was linebackers coach/recruiting coordinator at Appalachian State.


In 1997, Jones opened his coaching career as a graduate assistant at his alma mater, the University of Georgia, where he worked with the defensive line, including a pair of freshmen in Richard Seymour and Marcus Stroud. Jones brings the added perspective of having played on the defensive front. He was a four-year letterwinner (1990-92, 94) as a defensive lineman for the Bulldogs and served as a defensive captain as a senior. He graduated in 1995 and earned a master's degree from the school in 1998.

Jones played one season with the Baltimore Stallions of the CFL in 1995 and joined the Florida Bobcats of the Arena League in 1996. A native of Irwinton, Ga., for the last six years he's held a football camp for youngsters in central Georgia that teaches the fundamentals of football, sportsmanship and the importance of goal-setting to serve them on and off the field. This past summer, Jones also conducted a camp in Covington.

Jones and his wife, Melody, have two daughters, Kennedi and Averri and a son, Mason.

PLAYING CAREER: Georgia, 1990-94; Baltimore Stallions (CFL), 1995; Florida Bobcats (AFL), 1996.

COACHING CAREER: Georgia, 1997-98; Appalachian State, 1998-2000; Kansas, 2001-02; Louisiana State 2003-04; Miami Dolphins 2005-07; New Orleans Saints, 2008-.



Aaron KROMER
OFFENSIVE LINE/RUNNING GAME

Entering his fourth season with the Saints, Aaron Kromer brings over 20 years of coaching experience to the coaching staff, the majority of it developing and tutoring offensive linemen. He's also extensively involved in the design and blocking schemes of the rushing attack.

Kromer arrived in New Orleans in 2008 after a three-year stint with the Tampa Bay Buccaneers, including his final two as senior assistant/offensive line coach. He has developed the skills of several Pro Bowl blockers during his time in the NFL, including two in 2010. The former college offensive lineman is known for his teaching skills and attention to detail. Four Saints blockers have been selected to the Pro Bowl under his tutelage.

COACHINGSTAFF

Last season, the offensive line allowed just 26 sacks, the fifth-lowest total in the NFL, while blocking for the league's sixth ranked offense. The guard tandem of Jahri Evans and Carl Nicks were selected to the Pro Bowl, Nicks for the first time.

In his first season in his new position in 2009, after tutoring the club's running backs in 2008, a trio of Kromer's linemen were selected to the Pro Bowl, each for the first time: Evans, C Jonathan Goodwin and T Jon Stinchcomb. It was the first time three Saints offensive linemen were selected in the same season.

Thanks in part to the line's strong performance, New Orleans was ranked first in the NFL both in total yards per game (403.8) and points scored (510). Churning out 131.6 yards per game on the ground, the New Orleans running game was ranked sixth in the league, their highest standing since 1987. The offensive line surrendered only 20 sacks, the NFL's fourth-lowest total.

Kromer's achievements in leading the running backs in 2008 were many. RB Pierre Thomas emerged as a top threat over the last half of the season, rushing for 625 yards, hauling in 31 passes and scoring 12 touchdowns. Despite missing six games, Reggie Bush added 844 yards of offense and six touchdowns. As a unit, the running back corps combined for 2,472 yards from scrimmage and 28 TDs.

In two of Kromer's three seasons at Tampa Bay, the Buccaneers captured the NFC South division title. In 2007, he worked with an offensive line that cleared the way for the Buccaneers to rush for 1,872 yards and average nearly 327 yards of offense per game, as G Arron Sears earned All-Rookie honors. In 2006, despite the unit losing a total of 23 starts from injuries, Kromer contributed to the preparation of a pair of rookie starters weekly and Tampa Bay cracked the 1,500-yard rushing milestone.

He was a senior assistant for the Buccaneers in 2005, working primarily with the offensive line. Tampa Bay surpassed the 100-yard rushing plateau in 10 contests, and Kromer helped polish the skills of All-Rookie selection G Dan Buenning. Following the season, he was selected by former Bucs coach Jon Gruden to attend the NFL's Coaches Career Development Symposium.

Kromer arrived in Tampa Bay after spending four seasons with Oakland as offensive line coach from 2002-04 and assistant offensive line coach in 2001, where he was a part of two AFC West Champion squads. The Raiders' offensive front was the foundation of a unit that led the NFL in total offense in 2002 – the same season the club advanced to Super Bowl XXXVII.

While in Oakland, Kromer tutored Pro Bowl selections T Lincoln Kennedy (2001-02) and C Barrett Robbins (2002) and also coached 2004 All-Rookie selection T Robert Gallery. Prior to joining the Raiders – his first NFL assignment—he served as offensive line coach at Northwestern from 1999- 2000, with the Wildcats leading the Big Ten in total offense his final season.

He had previously spent nine seasons (1990-98) at Miami University (Ohio), his alma mater, where Kromer gained a wealth of experience and perspective while

holding several assignments. He coached the offensive line in 1998, after previously working with the tight ends/H-Backs, defensive line and special teams. Kromer was a graduate assistant at the school from 1990-91.

Kromer lettered at Miami at offensive tackle from 1987-89 and served as a captain his last two seasons – one of only four players in the history of the program to serve as a two-time captain. He was a recipient of the National Football Foundation and Hall of Fame Scholar-Athlete Award and graduated with a degree in education. Kromer earned his master's degree in education administration in 1991.

Kromer and his wife, Dawn, have a son, Zachary, and a daughter, Brooke.

PLAYING CAREER: Miami (Ohio), 1986-89.

COACHING CAREER: Miami (Ohio), 1990-98; Northwestern 1999-2000; Oakland Raiders 2001-04; Tampa Bay Buccaneers 2005-07; New Orleans Saints 2008-.



Joe LOMBARDI

QUARTERBACKS

Joe Lombardi enters his fifth season with the Saints and third as quarterbacks coach after having served as an offensive assistant the first two years.

Last season under Lombardi's guidance, Drew Brees was selected to his fifth Pro Bowl and became only the second NFL passer to have five straight seasons with 4,000 yards after finishing with 4,620 passing yards, second only to his 5,069 yard total in 2008. Brees also finished with 33 touchdowns passes for his third consecutive season of 30 or more touchdowns.

In Lombardi's first season as quarterbacks coach in 2009, Brees enjoyed a banner campaign, completing 363-of-514 passes for 4,388 yards with 34 touchdowns, setting new career-highs with an NFL record 70.6 completion percentage and a league-leading 109.6 passer rating.

In his previous position, he was heavily involved in the preparation of the quarterbacks and passing attack as well, having worked closely with offensive coordinator Pete Carmichael Jr. Lombardi also stepped in for a brief stint as the running backs coach near the end of 2008.

He arrived in New Orleans with extensive coaching experience on both sides of

COACHINGSTAFF

the ball, most recently serving as defensive assistant for the Atlanta Falcons in 2006. While in that role, Lombardi worked with a defensive line that combined for 25.5 sacks.

Bringing game-planning and play-calling experience to his position, he was the offensive coordinator and quarterbacks coach from 2002-05 at Mercyhurst College, also serving as recruiting coordinator.

Lombardi coached tight ends and running backs for the New York/New Jersey Hitmen of the XFL in 2001. In 2000, he tutored the defensive line and served as strength & conditioning coordinator at Bucknell University.

He coached both the tight ends and tackles at the Virginia Military Institute in 1999, and Lombardi opened his coaching career at the University of Dayton, where he was responsible for the defensive line from 1996-98. The Flyers won 20-straight games during his tenure.

Lombardi – the grandson of legendary coach Vince Lombardi – is a 1994 graduate of the United States Air Force Academy, where he earned three letters as a tight end and one in lacrosse.

Lombardi and his wife, Molly, have five children: sons Joseph, Thomas and Dominic and daughters Maria and Bernadette.

PLAYING CAREER: Air Force, 1991-93.

COACHING CAREER: Dayton, 1996-98; Virginia Military Institute, 1999; Bucknell University, 2000; New York/New Jersey Hitmen (XFL), 2001; Mercyhurst College, 2002-05; Atlanta Falcons, 2006; New Orleans Saints, 2007-.



Mike
MALLORY
ASSISTANT SECONDARY

An experienced coach who has built a reputation for attention to detail, intensity and preparation throughout his career, Mike Mallory will assist Tony Oden in tutoring the cornerbacks and safeties after serving as assistant special teams coach for three seasons. He brings 22 years of experience as a college coach to his post, including three stints as a defensive coordinator.

For the last three seasons, Mallory assisted special teams coordinator Greg McMahon. He assisted in the development of K Garrett Hartley and P Thomas

Morstead. Hartley has made 85.7% of his field goal attempts since joining the club in 2008. Morstead, a 2009 fifth round draft choice, improved both his gross (45.9) and net (38.4) punting averages in 2010 to finish among league leaders, while his seven career touchbacks were an asset on kickoffs.

Mallory joined the Saints in 2008 after spending 2007 at the University of Louisville, where he served as secondary coach. He spent the previous season at Kansas coaching the linebackers, and the five years before (2001-05) as an assistant at Illinois, including his final two seasons as the team's defensive coordinator/linebackers. Mallory coached the Illinois safeties from 2000-02 before spending next year working with the linebackers.

During his career, Mallory also coached the inside linebackers at Maryland (2000) and was the defensive coordinator/linebackers coach at Northern Illinois (1996-99) and Rhode Island (1993-95).

Mallory had a standout career as a linebacker at the University of Michigan. He was a two-time All-Big 10 selection and two-year captain. He was a finalist for the 1985 Butkus Award – given to the nation's premier linebacker – and voted his team's MVP in 1984. Mallory played in four bowl games and graduated with a degree in sports administration.

Mallory is from a distinguished football family. He is the son of Bill Mallory, who has served as a head coach at Indiana, Colorado, Northern Illinois and Miami University (Ohio). Mike's youngest brother, Curt, is currently the secondary coach at the University of Michigan, and brother, Doug, is the defensive coordinator/assistant head coach at Indiana University.

Mallory and his wife, Kim, have a daughter, Kathryn, and a son, William.

PLAYING CAREER: Michigan, 1982-85.

COACHING CAREER: Indiana, 1986-87; Kent State, 1988-90; Eastern Illinois, 1991-92; Rhode Island, 1993-95; Northern Illinois, 1996-99; Maryland, 2000; Illinois, 2001-05; Kansas, 2006; Louisville, 2007; New Orleans Saints, 2008-.

COACHINGSTAFF



Terry
MALONE
TIGHT ENDS

The leader of a position group that has been a productive component of an offense that has ranked among the NFL's top units since 2006, tight ends coach Terry Malone enters his sixth season in New Orleans.

Malone brings nearly three decades of coaching experience to his post, including two stints as an offensive coordinator.

The club's platoon of tight ends has been solid and consistent as both receivers and blockers under Malone's tutelage. In 2010, the position played an important role for the Saints offense again, as they were the only team in the NFL with three tight ends with at least 30 receptions. Malone was also pivotal in the development of rookie Jimmy Graham. Despite playing only one season of college football, Graham finished with 31 receptions for 356 yards and tied for third on the club with five touchdown grabs.

In 2009, Jeremy Shockey had 48 receptions for 569 yards with three TDs. He scored two more times in the playoffs, including the go-ahead touchdown grab from Drew Brees in Super Bowl XLIV. Malone integrated David Thomas into the offense quickly following a week one trade and he responded with 35 grabs for 356 yards with one TD. It marked the first time two Saints tight ends had at least 35 catches since 1995. Both tight ends played a key role in the blocking scheme for the NFL's sixth-ranked rushing offense.

Malone's work with tight ends has a long history. He worked at Michigan from 1997-2005, including his final four seasons as the Wolverines' offensive coordinator/tight ends. During Malone's nine seasons, Michigan won five Big 10 championships and appeared in eight New Year's Day bowl games.

In his tenure as coordinator the school had 14 All-Big Ten selections and four All-Americans. The Wolverines had back-to-back conference Player of the Year winners on offense (RB Chris Perry, 2003 and WR Braylon Edwards, 2004). In 2004, the offense ranked second in the Big Ten and 24th in the nation in scoring by averaging over 30 points per contest. The Wolverines were led by Rimington Trophy co-recipient David Baas and Edwards, who won the Biletnikoff Award as the country's top receiver. QB Chad Henne became the first true freshman in Big Ten history to lead his squad to a conference title and was the first to start a Rose Bowl.

In 2003, Malone was named a finalist for the Broyles award, recognizing the top college assistant. It was a fitting honor, as the Wolverines tied for 12th nationally in scoring (35.4 avg.) and 15th in total offense (446.7 avg.) while setting school

records in every passing category. Michigan led the Big Ten in passing (270.8 avg.) for the first time since 1948 and set school marks for total yards (5,807) en route to the conference title.

Malone began his years at Michigan as offensive line coach, with the Wolverines winning the 1997 national title in his first season. His offensive line allowed a conference-low 18 sacks. He remained in that position until being promoted to offensive coordinator after the 2001 season.

Michigan's front line had three NFL draft picks in 2001, including No. 1 picks Steve Hutchinson and Jeff Backus and second-rounder Maurice Williams. The line paved the way for RB Anthony Thomas to break all of the Wolverines' rushing yardage and touchdown records.

Two Malone-coached players were recognized as the Big Ten Offensive Lineman of the Year: Jon Jansen (1997) and Hutchinson (2000). Hutchinson became just the fourth player in conference history to earn All-Big Ten first team honors after all four years.

Malone arrived at Ann Arbor after spending 1996 as offensive line coach at Boston College on the staff of Coach Dan Henning. Prior to that season, Malone served as offensive line coach, tight ends coach, and offensive coordinator at Bowling Green from 1986-95, where he was a part of two squads to win MAC Conference championships and subsequent bowl games.


Before returning to his alma mater, Holy Cross, in 1985 to tutor the tight ends, Malone opened his coaching career as a graduate assistant at the University of Arizona, under the late coach Larry Smith.

A native of Redford, Mich., Malone attended The College of The Holy Cross in Worcester, Mass., and played four seasons at tight end. Malone was the Crusaders' captain as a senior. He earned a degree in history from Holy Cross (1983). Malone and his wife, Ann, have four children, Kara, Patrick, Ryan and Natalie. The Malone family lives on the northshore. They volunteer at the Covington Food Bank and are active parishioners at the Most Holy Trinity Church in Covington.

PLAYING CAREER: Holy Cross, 1979-82.

COACHING CAREER: Arizona, 1983-84; Holy Cross, 1985; Bowling Green, 1986-95; Boston College, 1996; Michigan, 1997-2005; New Orleans Saints, 2006-.

COACHINGSTAFF



Tony
ODEN
SECONDARY

Entering his sixth season with the Saints, Tony Oden takes over as secondary coach after assisting with the defensive backs for the past five campaigns.

Oden helped oversee a revamping of the secondary over the past two seasons that has paid dividends. Since 2009, the Saints have allowed the fewest touchdown passes (28) in the NFL, have the most interception return yards (848), the highest average yardage per return (24.2) and are tied for the most interception returns for touchdowns (7).

In 2010, the secondary played a key role in the defense's improvement from 25th to fourth in NFL opponent net yardage rankings and from 26th to fourth in opponent net passing yardage. The Saints allowed a league-low 13 touchdown passes. Oden assisted Malcolm Jenkins in a successful conversion from cornerback to safety, where he made a club-best four takeaways. Roman Harper became the first safety in franchise history to be a two-time Pro Bowl selection.

In 2009, Oden helped a revamped secondary finish third in the NFL with 26 interceptions and fifth in touchdown passes allowed (15). A league-leading five of the picks were returned for TDs. The group saw S Darren Sharper lead the team and tie for first in the NFL in interceptions (9) and picks returned for a touchdown (3). Oden assisted with CB Tracy Porter's continued development, who in his second year had four interceptions in the regular season and two post-season picks, a total of two returned for touchdowns. In Oden's first season with the Saints in 2006, the club ranked third in the NFL in defending the pass.

Oden arrived in New Orleans after spending the previous two seasons with the Houston Texans in a similar capacity. In 2004, his efforts were rewarded when Houston's secondary intercepted 18 passes, with CB Dunta Robinson leading all NFL rookies with six.

Oden tutored the defensive backs in 2003 at Eastern Michigan. He worked at East Carolina prior to his season at EMU, serving as outside linebackers coach in 2000, secondary coach in 2001 and safeties coach in 2002. Each year he also assisted with the special teams.

Before his stint at East Carolina, Oden spent two seasons at West Point as Army's assistant secondary coach. He also led the junior varsity program in 1999 after serving as its defensive coordinator in 1998.

In 1997, Oden coached wide receivers as a graduate assistant at Boston College.

COACHING STAFF

His first college coaching job came at Millersville (Pa.), where he was assistant secondary/assistant special teams coach.

Oden also acquired NFL experience by twice serving as a summer coaching intern, first for Green Bay (1999) and then for Cleveland in 2001.

A two-time all-conference selection at linebacker at Baldwin-Wallace, Oden was the Yellow Jackets captain as a senior. He earned All-America recognition and Co-Defensive MVP honors in college.

A native of Cleveland Heights, Ohio, Oden and his wife, Amanda, have a son, Jaylen and a daughter, Ryan.

PLAYING CAREER: Baldwin Wallace, 1992-95.

COACHING CAREER: Millersville, 1996; Boston College, 1997; Army, 1998-99; Green Bay Packers (summer intern), 1999; East Carolina, 2000-02; Cleveland Browns (summer intern), 2001; Eastern Michigan; 2003; Houston Texans, 2004-05; New Orleans Saints, 2006-.



**ROB
WENNING**
Weight Room
Assistant



**SONDRA
EGAN**
Administrative
Assistant to the
Head Coach

COACHINGSTAFF



CARTER SHERIDAN

OFFENSIVE ASSISTANT/WIDE RECEIVERS

Sheridan enters his eighth season with the Saints and second in his current position. Sheridan's responsibilities include quality control, scouting reports, passing game drawings, film breakdown, scheduling and playbook design, among other duties. He also works closely on a daily basis in meetings and practice with the wide receivers and position coach Curtis Johnson. Sheridan started with the Saints as an intern in the marketing department in 2004. The New Orleans native played defensive back for Florida A&M from 1996-98, graduating with a degree in business administration, earning a scholarship after a prep career at St. Augustine High School. Sheridan and his wife Elicia, have a daughter, Eliah.



FRANK SMITH

COACHING ASSISTANT

Smith, a seven-year coaching veteran, joined the Saints in 2010 and assists the team's offensive staff in all aspects of game preparation. He served on the coaching staff at Butler University from 2006-09. He tutored the Bulldog offensive line for his entire tenure, in addition to offensive coordinator duties his final three seasons. Smith served as a graduate assistant at Miami (Ohio) University from 2004-05. He was a three-year starter on the Miami offensive line from 2000-03, graduating in 2004. Smith and his wife Kelly, have a son, Alex.



MARCUS UNGARO

COACHING ASSISTANT

Ungaro enters his fifth season with the Saints, and second as a coaching assistant. He assists the club's defensive coaching staff. He started with the Saints as an intern in the communications department in 2007 and served as a video assistant from 2008-09. Ungaro received a bachelor's degree in sports management from Washington State University, The native of Sammamish, Washington previously played DB and was a member of the baseball team at Southwestern College (Chula Vista, Ca.).



BLAKE WILLIAMS

COACHING ASSISTANT

Williams joined the Saints in 2009, and assists the club's defensive staff in all aspects of game preparation after working with the offense his first season. Williams came to New Orleans after serving as a defensive assistant with the Jacksonville Jaguars in 2008. He was a coaching intern with the Washington Redskins from 2006-07. A graduate of Princeton University, Williams was a four-year letterman on the school's football team, where he played defensive back and on the special teams units.



BRIAN YOUNG

COACHING ASSISTANT

For the third season, Young will assist the defensive coaching staff, while working with the defensive line. In 2008, he concluded a nine-year NFL career, where he appeared in 124 games and had 22.5 sacks and eight fumble recoveries. From 2004-08, he served as a valuable member of the Saints interior line rotation, starting 58-of-64 contests. Young played at Texas-El Paso from 1995-99 and graduated with a degree in criminal justice. He and his wife Noelle, have a son, Austin.



PLAYERS


**Roger
ALLEN**
70
HEIGHT: 6-3

WEIGHT: 323

COLLEGE: MISSOURI WESTERN STATE

JOINED SAINTS: FA-10

NFL EXPERIENCE: 2

BORN: 2/10/86

G/T

NFL CAREER – Roger Allen spent the entire 2010 season on the Saints practice squad. He was originally signed as an undrafted free agent out of Missouri Western State by St. Louis in 2009 and spent all of his rookie season on their active roster, appearing in two games with one start.

CAREER TRANSACTIONS – Signed by New Orleans to a reserve/futures contract, 1/13/11; Signed to Saints practice squad 9/6/10; Waived by St. Louis Rams, 9/4/10; Signed by the Rams as an undrafted rookie free agent, 4/30/09.

2010 – Spent season on practice squad. **2009** – After making the Rams roster as an undrafted rookie, inactive for first 13 games...Saw his first NFL action at G at Arizona, Dec. 27...Made first career start vs. San Francisco, 1/3/10.

COLLEGE – Started 45 of 48 games for the Griffons...Led Division II line-men by recording a 88.25 percent blocking consistency...Made 107 key blocks/knockdowns, the most of any blocker in the small college ranks...Had league-high 14 touchdown-resulting blocks, and eight downfield blocks... Allowed just one sack and two pressures on 389 pass plays...Penalized just twice on 741 offensive snaps...All-American and All-Mid-America Intercollegiate Athletics Association first team choice...Added All-America first-team honors from American Football Coaches Association and *Associated Press*...Business Management major.

PERSONAL – Prepped at Raytown (Mo.) HS, where he was an All-Metro and All-Conference selection...Married (Josie)...Full name: Roger Allen III.


ROGER ALLEN
Games Played/Started: St. Louis — (2009, 2/1) Totals: 2/1

**Jonathon
AMAYA****40**

HEIGHT: 6-2 WEIGHT: 190
COLLEGE: NEVADA
JOINED SAINTS: TR-II (MIA)
NFL EXPERIENCE: 2
BORN: 11/25/88

S

NFL CAREER – Amaya joins the Saints entering his second NFL season after the former Dolphin was acquired via a trade at the start of training camp. The University of Nevada product spent time on the Dolphins practice squad in 2010 after being signed as a rookie free agent following the NFL draft. Amaya was added to the team's roster at midseason. The safety contributed on special teams, leading the Dolphins with 15 tackles and one fumble recovery while appearing in 10 games. Before signing with the Dolphins, Amaya was a four-year letterman at Nevada.

CAREER TRANSACTIONS – Acquired by New Orleans Saints from Miami Dolphins, 07/29/11; Signed by Dolphins to active roster from practice squad, 10/30/10; Signed by Dolphins to practice squad, 9/6/10; Waived by Dolphins, 9/4/10; Signed by Miami Dolphins as undrafted rookie free agent, 4/30/2010.

2010 – Played in 10 games in his rookie campaign, mostly on special teams... Ranked first on Dolphins with 15 special teams tackles... Made NFL debut at Cincinnati, Oct. 31... Recorded four special teams tackles at Oakland, Nov. 28... Made 4 tackles (3 solo) at NY Jets, Dec. 12... Signed off Dolphins practice squad, Oct. 30.

COLLEGE – Four-year letterman at the University of Nevada... Recorded 236 tackles, seven interceptions, and two forced fumbles in career... Notched 89 tackles, eight passes defended, two forced fumbles, and an interception as a senior in 2009... Tied for team lead in tackles with 68 as a junior in 2008 while leading the team with four interceptions... Suffered a knee injury in the first month of his sophomore campaign in 2007... Played in 11 games with seven starts as a walk-on true freshman in 2006... Selected as Second Team All-Western Athletic Conference in 2009... Majored in Speech Communications.

PERSONAL – Graduate of Diamond Bar (Calif.) HS... Four year starter as a WR, DB and LB... Named team's defensive MVP as a junior with 75 solo tackles and 63 assists, which led the Sierra League... Also a four year starter on the baseball team... Born Jonathon Daniel Amaya... Has three younger sisters and one younger brother.

JONATHONAMAYA

Year	Team	TACKLES							INTERCEPTIONS					FUMBLES		
		GP	GS	Tot	Solo	Asst	Sk	Yds	No	Yds	Lg	TD	PD	FF	FR	Yds
2010	Miami	10	0	0	0	0	0.0	0.0	0	0	0	0	0	0	0	0
NFL Totals		10	0	0	0	0	0.0	0.0	0	0	0	0	0	0	0	0

ADDITIONAL STATISTICS: Special Teams Tackles — (2010, 15) **Total: 15;** Special Teams Fumble Recoveries — (2010, 1) **Total: 1.**

CAREER HIGHS: Tackles — 0; Sacks — 0; Interceptions — 0; Passes Defensed — 0; Forced Fumbles — 0; Fumble Recoveries — 0; Special Teams Tackles — 4 (2x), last at New York Jets (12/12/10).



Adrian ARRINGTON 87

HEIGHT: 6-3 WEIGHT: 192
 COLLEGE: MICHIGAN
 JOINED SAINTS: FA-10
 NFL EXPERIENCE: 2
 BORN: 11/7/85

WR

NFL CAREER – A seventh round draft choice in 2008, Arrington made his NFL debut in 2010 after spending the 2009 postseason on the club's active roster. He will compete for playing time in New Orleans' receiver rotation.

CAREER TRANSACTIONS – Re-signed to active roster, 12/29/10; Re-signed to practice squad, 10/1/10; Waived, 9/29/10; Signed to active roster from practice squad, 1/20/10; Signed to practice squad 9/6/09; Waived, 9/5/09; Placed on injured reserve, 8/29/08; Signed to a three-year contract, 7/21/08; Selected in the seventh round (237th overall) of the 2008 NFL Draft.

2010 – After spending the first three weeks on the active roster, was on practice squad from weeks 4-16...Made NFL playing debut vs. Tampa Bay, 1/2/11 and led team with seven receptions for 79 yards. **2009** – Signed to active roster prior to NFC Championship Game after spending entire season on practice squad...Inactive for NFC Championship and Super Bowl XLIV. **2008** – Spent entire season on injured reserve after suffering turf toe injury in preseason...Had two receptions for 46 yards in the preseason.

COLLEGE – Played in 35 games with 18 starts for the Wolverines... Caught 109 passes for 1,438 yards, with 16 TDs...Recipient of the Desmond Howard Award, given to team's top receiver as a redshirt junior in 2007...Started all 13 games in 2007, finishing second on team with career-high 67 catches for 882 yards (13.2 avg.) and eight TDs, also rushing for an 11-yard TD off a reverse...Ended career with streak of 26 games with a reception...Had 40 grabs for 544 yards and eight touchdowns as redshirt sophomore...Suffered season-ending right ankle fracture vs. Northern Illinois in 2005, requiring surgery... Appeared in

eight games as true freshman in 2004...Majorred in general studies in College of Literature, Science and the Arts.

PERSONAL – Attended Washington (Cedar Rapids, Iowa) HS, where he was named the state's player of the year...During prep career, caught 100 passes for 1,547 yards and 23 TDs and added 11 interceptions...In basketball, he was rated one of the top players in Iowa and also lettered in track...Full name: Adrian Jarrard Arrington.

ADRIANARRINGTON

Year	Team	GP	GS	RECEIVING		Yds	Avg	Lg	TD
				No					
2010	New Orleans	1	0	7		79	11.3	17	0
NFL Totals		1	0	7		79	11.3	17	0

CAREER HIGHS: Receptions— 7, vs. Tampa Bay (1/2/11); **Receiving Yards** — 79, vs. Tampa Bay (1/2/11); **Long Reception** — 17, vs. Tampa Bay (1/2/11); **Receiving TDs** — 0.



**Joique
BELL**

20

HEIGHT: 5-11 WEIGHT: 220
COLLEGE: WAYNE STATE
JOINED SAINTS: FA-11
NFL EXPERIENCE: 2
BORN: 8/4/86

RB

NFL CAREER – Bell will compete for a roster spot after joining the Saints following the conclusion of the regular season. The 2009 Harlon Hill Trophy winner also spent time on the rosters of Philadelphia and Indianapolis.

CAREER TRANSACTIONS – Signed by Saints from Philadelphia practice squad, 1/5/11; Signed to Philadelphia practice squad, 12/16/10; Waived by Indianapolis, 12/14/10; Acquired off of waivers by Indianapolis, 11/10/10; Waived by Philadelphia, 11/10/10; Signed by Philadelphia from Buffalo practice squad, 9/21/10; Signed to Buffalo practice squad, 9/5/10; Waived by Buffalo, 9/4/10; Signed as undrafted free agent signed by Buffalo Bills, 4/29/10.

2010 – Prior to being signed to the roster for Wild Card Playoff at Seattle, 1/8/11, for which he was inactive, appeared in three games for Philadelphia and five games for Indianapolis...Made three special teams tackles for Indianapolis...Spent the final two weeks of the regular season on the Eagles practice squad.

COLLEGE – Played in 44 career games (42 starts), compiling 8,055 all-purpose yards and 576 points (88 rushing TDs, eight receiving TDs), ranking him ninth and fifth, respectively, in NCAA history...Started in 11 games as senior in

2009, totaling career-highs in rushing yards (2,084) and TDs (29)...Received Harlon Hill Trophy as best player in Division II after leading the nation in rushing (189.5 ypg), all-purpose yards (217.5 ypg) and scoring (17.5 ppg).

PERSONAL – Senior team captain at Benton Harbor (Mich.) HS in 2004, earned first-team All-Southwestern Athletic Conference honors, rushing for 1,171 yards and 13 TDs...Baseball team captain...As freshman at Wayne St., worked part-time as security guard at Ford Field...Earned criminal justice degree...Born August 4, 1986 in Benton Harbor, Mich.

JOIQUEBELL

Year	Team	RUSHING							RECEIVING				
		GP	GS	Att	Yds	Avg	Lg	TD	No	Yds	Avg	Lg	TD
2010	Philadelphia	3	0	0	0	0.0	0	0	0	0	0.0	0	0
	Indianapolis	5	0	0	0	0.0	0	0	0	0	0.0	0	0
	New Orleans	0	0	0	0	0.0	0	0	0	0	0.0	0	0
NFL Totals		8	8	0	0	0.0	0	0	0	0	0.0	0	0
Saints Totals		0	0	0	0	0.0	0	0	0	0	0.0	0	0

ADDITIONAL STATISTICS: Special Teams Tackles — (2010, 3) **Total: 3.**

CAREER HIGHS: Special Teams Tackles — 3, at Tennessee (12/9/10).



**Jordan
BLACK**

79

HEIGHT: 6-5

WEIGHT: 305

COLLEGE: NOTRE DAME

JOINED SAINTS: FA-II

NFL EXPERIENCE: 8

BORN: 1/28/80

T

NFL CAREER – This physical lineman has the ability to play both tackle positions and right guard and adds to the depth on New Orleans' offensive line. Black has appeared in 80 career games with 40 starts for Kansas City, Houston and Jacksonville.

CAREER TRANSACTIONS – Signed by New Orleans, 08/10/11; Released by Jacksonville Jaguars, 2/7/11; Signed by Jacksonville to a two-year contract extension, 9/3/09; Signed by Jacksonville, 12/22/08; Waived by Houston, 06/09/08; Signed by Houston Texans (UFA), 03/09/07; Re-signed by Kansas City, 5/19/06; Signed by Kansas City to a three-year contract, 7/15/03; Selected by the Kansas City Chiefs in the fifth round (153rd overall) of the 2003 NFL Draft.

2010 – Appeared in 15 games with nine starts...Inactive for first game of the season against Denver, Sept. 12...Saw extensive action at Kansas City, Oct. 24, after starting T Eben Britton, went down with a shoulder injury...First start came

at Dallas, Oct. 31...Earned first start along offensive line since AFC Wild Card Playoff at Indianapolis, with the Kansas City Chiefs...Started at RT and helped the offense rush for 258 yards, the second most in franchise history at Tennessee, Nov. 21...Started at RT and helped the offense produce two 100-yard rushers for the third time in franchise history against Oakland, Dec. 12...This contest was the third consecutive 200-plus rushing game, a franchise record. **2009** – Saw action in nine games with two starts...Inactive for weeks 1-3 and 5-8...Appeared in first game as a Jaguar at LT against Tennessee, Oct. 4. **2008** – Signed by Jaguars, Dec. 22 and inactive for regular season finale at Baltimore, Dec. 28. **2007** – Played in eight games for the Houston Texans...Was inactive for seven games. **2006** – Played in 16 games on special teams and started 15 games on offense...Started at RT in season opener against Cincinnati, Sept. 10...Played but did not start at Denver, Sept. 17...Started at LT for remainder of the season...Started his first career playoff game at Indianapolis, 1/6/07. **2005** – Appeared in all 16 games on special teams and started ten contests...Started six games at LT and four at RT...Started season opener at the New York Jets, Sept. 11, at RT...Moved to LT after an injury to Willie Roaf...Started for first time at LT at Oakland, 9/18...Played, but did not start, in final six games of the season. **2004** – Played in all 16 games on special teams and in seven games on offense...Started the final four games of the season...Played in first NFL game on special teams at Denver, Sept. 12...Started first game at RT due to injury at Tennessee, Dec. 13. **2003** – Inactive for all 16 regular season games and AFC Divisional Playoff game as a rookie.

COLLEGE– Played in 43 games with 42 starts for Notre Dame...Started 38 games at LT and four at RG...Played in 12 games, with 11 starts, at LT as a senior...Started all 11 games as a junior including seven starts at LT before moving to RG for the final four contests...Started 11 games at LT as a sophomore...Started his first nine games at LT as a freshman, but suffered a torn medial collateral ligament in his right knee and missed the last three games...Redshirted as a true freshman...Earned degree in Psychology and Computer Applications.

PERSONAL– Attended Dallas Christian (Texas) HS...Earned USA Today honorable mention All-America honors as a senior...Helped lead team to state private-school titles in 1995 and 1997 playing both OT and DT...All-State selection on offense in final three seasons...Named team captain in both junior and senior seasons...Selected to play in the Texas-California Shrine All-Star Game...Earned four letters in basketball and track...MVP of the track team as freshman and sophomore...Participated both financially and in person at Shop With a Jock event in which more than 50 children in need were treated to a shopping spree...Born Brian Jordan Black...Married (Ashlie).

JORDANBLACK

Games Played/Started: Kansas City — (2003, 0/0); (2004, 16/4); (2005, 16/10); (2006, 16/15) Houston — (2007, 8/0) Jacksonville — (2008, 0/0); (2009, 9/2); (2010, 15/9) **Totals: 80/40**

POSTSEASON

Games Played/Started: Kansas City — (2006, 1/1) **Totals: 1/1**

**Drew
BREES****9**

HEIGHT: 6-0 WEIGHT: 209
COLLEGE: PURDUE
JOINED SAINTS: UFA-06 (SD)
NFL EXPERIENCE: 11
BORN: 1/15/79

QB

NFL CAREER – Few players in the era of NFL free agency can rival the impact that Drew Brees has made on the Saints since arriving in 2006 – leading the team to victory in Super Bowl XLIV and being named the contest’s Most Valuable Player, earning Offensive Player of the Year honors in 2008 and 2009, *Sports Illustrated* Sportsman of the Year and *Associated Press* Male Athlete of the Year in 2010, being voted to the Pro Bowl four times and shattering the team’s passing records. He ranks among the league’s elite quarterbacks, becoming only the second player in NFL history to pass for over 4,000 yards in five-straight seasons – including 5,069 in 2008, the second-highest single season total in league annals. Brees has also set two league records since joining the Saints: completion percentage in a season (70.6 in 2009) and completions (440, 2007 – broken in 2010). Last season, he led the Saints to their second straight playoff appearance as he completed 448-of-658 passes (68.1%) for 4,620 yards with 33 touchdown passes and a 90.8 passer rating. He finished first in the NFL in completion percentage, second in completions, tied for second in scoring passes and ranked third in yardage. Brees has also received numerous accolades and awards for taking a leadership role off the field in the New Orleans community. Originally drafted by San Diego in 2001, Brees signed a six-year contract with the Saints in March of 2006 as an unrestricted free agent after ranking as one of the NFL’s top quarterbacks over the previous two seasons, departing as the Chargers’ all-time leader for career completion percentage. Since 2006, he leads the NFL with 22,918 passing yards to become the club’s all-time leader, 3,013 attempts and 2,020 completions and is tied for the league-lead over that span with 155 TD passes. Brees’ record as a starter for the Saints is 49-30 (.620) in the regular season and 4-2 (.667) in the postseason. The 49 victories are tied for first in franchise history. Brees also has thrown for over 300 yards in 37 games with the Saints, including five contests with over 400. Overall in his ten-year NFL career, he’s completed 3,145-of-4,822 passes (65.2%) for 35,266 yards, 235 touchdown throws and a 91.7 passer rating. He’s the league’s third-most accurate passer all-time, owns the tenth-best passer rating, ranks 17th in passing yardage and 20th in touchdown passes.

CAREER TRANSACTIONS – Signed to six-year contract with Saints (UFA), 3/16/06; Re-signed by San Diego Chargers to one-year contract as Franchise Player, 3/4/05; Designated Franchise Player by San Diego, 2/22/05; Signed by San Diego to a four-year contract, 8/7/01; Selected by San Diego in the second round (32nd overall) of 2001 NFL Draft.



WORTHNOTING

Since joining the Saints in 2006, Brees has completed 2,020 of 3,013 passes (67.0%) for 22,918 yards with 155 touchdown passes and a 95.9 passer rating, leading the NFL in passing yardage, attempts, completions and tying for tops in scoring throws. His passing yardage totals from 2007-10 are the most in a four-year period in NFL history and the total from 2006-10 is the most in a five-year period. Brees is the club's all-time leader in virtually every passing category.

Throwing for 4,620 yards in 2010, the second-highest total of his NFL career, Brees became only the second NFL player to throw for 4,000 yards in five consecutive seasons, joining Peyton Manning (1999-2004, 2006-10).

HONORS – 2010: *Sports Illustrated* Sportsman of the Year; *Associated Press* Male Athlete of the Year; 2011 Bart Starr Award; *Sporting News* 100 Greatest Players (No. 2); Pro Bowl. **2009:** Super Bowl XLIV MVP; Pro Bowl starter; *Sporting News* Offensive Player of the Year; Maxwell Club Player of the Year; NFL Alumni – Quarterback of the Year; Committee of 101 NFC Offensive Player of the Year; Pro Football Writers Association Good Guy Award; *Sporting News* 100 Greatest Players (No. 18); *Sporting News* All-Pro; Second-team *Associated Press* All-Pro; FedEx Air Player of the Year; USA Football All-Fundamentals Team; NFC Offensive Player of the Month (September); NFC Offensive Player of the Week (Week 12); NFC Offensive Player of the Week (Week 6); FedEx Air Player of the Week (Week 6); Fed Ex Air Player of the Week (Week 2); NFC Offensive Player of the Week (Week 1); FedEx Air Player of the Week (Week 1). **2008:** Pro Bowl; *Associated Press* NFL Offensive Player of the Year; FedEx Air Player of the Year; Committee of 101 NFC Offensive Player of the Year; *Sports Illustrated* (Peter King) All-Pro; *Sporting News* All-Pro; *Pro Football Weekly*/Pro Football Writers of America All-NFC; Second-team *Associated Press* All-Pro; NFC Offensive Player of the Month (September); NFC Offensive Player of the Week (Week 12); FedEx Air Player of the Week (Week 12); NFC Offensive Player of the Week (Week 8); Fed Ex Air Player of the Week (Week 8); NFC Offensive Player of the Week (Week 6). **2007:** *Pro Football Weekly*/Pro Football Writers Association Arthur S. Arkush Humanitarian Award; NFC Offensive Player of the Week (Week 14); NFC Offensive Player of the Week (Week 8). **2006:** Pro Bowl starter; co-NFL Walter Payton Man of the Year; *Associated Press* All-Pro; Maxwell Club Player of the Year; Committee of 101 NFC Offensive Player of the Year; *Pro Football Weekly*/Pro Football Writers of America All-Pro & All-NFC; *Sporting News* All-Pro; *USA Today* All-Pro; *Sports Illustrated* (Dr. Z) MVP; NFL FedEx Air Player of the Year; NFC Offensive Player of the Week (Week 14); FedEx Air Player of the Week (Week 14); FedEx Air Player of the Week (Week 12); NFC Offensive Player of the Week (Week 9); FedEx Air Player of the Week (Week 9). **2005:** AFC Offensive Player of the Week (Week 4); FedEx Air NFL Player of the Week (Week 9). **2004:** Pro Bowl; *Associated Press* Comeback Player of the Year, CBSSportsline.com Most Improved Player; FoxSports.com Comeback Player of the Year; *Dallas Morning News* Comeback Player of the

Year; *Pro Football Weekly* Most Improved Player; *Sports Illustrated* Most Improved Player; *Football Digest* All-Pro (second-team); *College & Pro Football Newsweekly* All-Pro (second-team); AFC Player of the Week (Week 8); FedEx Air NFL Player of the Week (Week 8); FedEx Air NFL Player of the Week (Week 9).

2010 – Selected by teammates one of five season-long captains...Started all 16 regular season games and NFC Wild Card playoff contest...Completed 448-of-658 (68.1%) for 4,620 yards with 33 touchdown passes and a 90.8 passer rating... First Saint to be selected to three consecutive Pro Bowls since WR Joe Horn (2000-02)...In opener vs. Minnesota, Sept. 9, posted a 101.3 passer rating and completed 27-of-36 (75.0%) passes for 237 yards with one TD, a 29-yard completion to WR Devery Henderson on New Orleans' first drive...Completed 28-of-38 passes for 254 yards, two TDs and a 108.9 passer rating at San Francisco, Sept. 20. With game tied 22-22 with 1:19 left, completed four-of-six throws on a drive that resulted in a game-winning field goal as time expired...Completed 30-of-38 passes for 365 yards, three TDs and a 111.1 passer rating vs. Atlanta, Sept. 26... Completed 33-of-48 passes for 275 yards and one TD as he embarked on the Saints on their second fourth quarter rally in three weeks vs. Carolina, Oct. 3...Completed 21-of-32 passes for 263 yards, three TDs, including scoring tosses of 41 yards to WR Lance Moore and 42 to WR Robert Meachem, compiling a 109.2 passer rating, at Tampa Bay, Oct. 17...Completed 34-of-44 passes (77.3%), including 20-of-22 in the second half – for 305 yards, fourth quarter TD passes to Moore and WR Marques Colston and a 101.0 passer rating vs. Pittsburgh, Oct. 31...Completed 27-of-43 passes for 253 yards with two TDs at Carolina, Nov. 7...Completed 29-of-43 throws for season-high 382 yards, four TDs, two interceptions and a 106.9 passer rating vs. Seattle, Nov. 21. Surpassed Archie Manning as club's all-time completions leader in contest...Completed 23-of-39 passes for 352 yards in fourth quarter come-from-behind victory, with one TD on Thanksgiving at Dallas, Nov. 25. His 12-yard scoring strike to Moore with 1:55 left gave the Saints the lead for good...Completed 23-of-29 passes for 313 yards in second consecutive fourth quarter come-from-behind win, with two TD passes, one interception and a 120.3 passer rating at Cincinnati, Dec. 5. Gave Saints lead with a three-yard TD to Colston with 31 seconds left. With his second quarter 52-yard completion to TE Jimmy Graham, surpassed Manning as the club's all-time passing yardage leader...Helped engineer Saints to sixth straight win vs. St. Louis, Dec. 12, completing 25-of-40 passes for 221 yards with three TD passes...Completed 29-of-46 passes for 267 yards with three TDs and one interception as he rallied the Saints from a 21-7 deficit to tie score 21-21 in fourth quarter at Baltimore, Dec. 19...In fourth quarter come-from-behind Monday night win at Atlanta, Dec. 27, completed 35-of-49 (71.4%) passes for 302 yards with one TD, a six-yard fourth quarter completion to Graham, that culminated a 13-play, 90-yard drive...In NFC Wild Card playoff at Seattle, 1/8/11, completed 39-of-60 passes for 404 yards with two TDs and a 95.4 rating. Completion total set an NFL post-season single-game record and it was only the 15th 400-yard game in league record books...Selected to Pro Bowl. **2009** – Selected by teammates as a season-long captain...Started all 15 games he played, held out of finale with Saints having clinched NFC's No. 1 seed...In regular season, threw for over 300 yards in

BREES' COMEBACKS

Since joining the Saints in 2006, Drew Brees has engineered 17 career game-winning performances to lead his team to a victory from a fourth-quarter deficit or tie. He has accomplished the feat 15 times in the regular season and twice in the playoffs (including in Super Bowl XLIV).

GAME-WINNING PERFORMANCES (17)

Date	Opp.	Time Left		Passing Statistics					
		Score	In Reg.	Att.	Cmp.	Yds.	TD	Int	Final
09/17/06	at GB	20-20	14:18	9	7	74	1	0	34-27
10/08/06	TB	17-21	10:03	5	2	19	0	0	24-21
10/15/06	PHI	17-24	14:54	12	11	134	1	0	27-24
10/21/07	ATL	14-16	10:19	9	7	66	1	0	22-16
09/07/08	TB	17-20	10:38	3	3	76	1	0	24-20
12/07/08	ATL	16-17	15:00	4	3	53	1	0	29-25
10/25/09	at MIA	24-34	15:00	8	6	136	0	0	46-34
11/08/09	CAR	20-20	15:00	7	4	53	0	0	30-20
12/06/09	at WAS	20-30	12:51	20	15	195	1	0	33-30 ot
12/13/09	at ATL	23-23	12:56	13	8	49	0	0	26-23
01/24/10	MIN*	21-21	15:00	11	6	47	1	0	31-28 ot
02/07/10	IND**	16-17	15:00	7	7	44	1	0	31-17
09/20/10	at SF	22-22	1:19	6	4	56	0	0	25-22
10/03/10	CAR	10-14	15:00	10	8	61	0	0	16-14
11/25/10	at DAL	23-27	5:51	5	3	89	1	0	30-27
12/05/10	at CIN	27-30	4:25	3	3	45	1	0	34-30
12/27/10	at ATL	10-14	14:14	14	11	122	1	1	17-14

* NFC Championship

** Super Bowl XLIV

seven games, and over 295 in three others en route to 4,388 yards...Set NFL record with a 70.6 completion pct. and tied his team record with 34 TD passes... Also led league with a passer rating of 109.6...Nearly flawless in postseason while leading the Saints to Super Bowl XLIV title, completing 72-of-102 passes (70.6 percent) for 732 yards with eight TDs, zero INTs and a 117.0 passer rating...In Super Bowl vs. Indianapolis, was 32-of-39 for 288 yards with two TDs and a 114.5 rating, winning MVP honors. Completed 18 of last 19, and final 10 attempts. Also found Moore on a two-point conversion in rallying New Orleans from 10-0 deficit...In NFC Championship vs. Minnesota, completed 17-of-31 for 197 with three touchdowns and a 106.5 passer rating, leading team to first Super Bowl in club history. Successfully led game-winning drive in OT, a 10-play, 39-yard march to set up K Garrett Hartley's FG...Had career postseason best passer rating of 125.4 in NFC Divisional Playoff vs. Arizona, finishing 23-of-32 for 243 yards with three TDs. Found Henderson for a 44-yard touchdown off a flea-flicker...In opener vs. Detroit, Sept. 13, named NFC Offensive Player of the Week after tossing a career-high six TDs and 358 yards and notching a 137.0 rating. Tied a team record with TD total (Billy Kilmer, 11/2/69)...At Philadelphia, Sept. 20 - his 50th game with Saints - led team to 48 points while completing

The tables below show where Brees ranks in all major NFL passing categories since 2006:

ATTEMPTS

Quarterback	No.
1. Drew Brees, NO	3,013
2. Peyton Manning, Ind.	2,877
3. Eli Manning, NYG	2,578

COMPLETIONS

Quarterback	No.
1. Drew Brees, NO	2,020
2. Peyton Manning, Ind.	1,913
3. Brett Favre, GB, NYJ, Min.	1,622

COMPLETION PERCENTAGE

Quarterback	Pct.
1. Drew Brees, NO	67.0
2. Chad Pennington, NYJ, Mia.	66.7
3. Peyton Manning, Ind.	66.5

YARDS

Quarterback	No.
1. Drew Brees, NO	22,918
2. Peyton Manning, Ind.	21,639
3. Philip Rivers, SD	19,513

300+ PASSING YARD GAMES

Quarterback	No.
1. Drew Brees, NO	37
2. Peyton Manning, Ind.	28
3. Tony Romo, Dal.	26

TOUCHDOWN PASSES

Quarterback	No.
1t. Drew Brees, NO	155
1t. Peyton Manning, Ind.	155
3. Tom Brady, NE	138

COMPLETIONS OF 25+ YARDS

Quarterback	25+ Comp
1. Drew Brees, NO	172
2. Philip Rivers, SD	162
3. Peyton Manning, Ind.	145

Saints Quarterbacks All-Time Passing:

ATTEMPTS

Quarterback	No.
1. Archie Manning, 1971-75, 77-82	3,335
2. Drew Brees, 2006-	3,013
3. Aaron Brooks, 2000-05	2,771

COMPLETIONS

Quarterback	No.
1. Drew Brees, 2006-	2,020
2. Archie Manning, 1971-75, 77-82	1,849
3. Aaron Brooks, 2000-05	1,563

COMPLETION PERCENTAGE

Quarterback	Pct.
1. Drew Brees, 2006-	67.0
2. Jim Everett, 1994-96	61.0
3. Bobby Hebert, 1985-89, 91-92	58.5

YARDS

Quarterback	No.
1. Drew Brees, 2006-	22,918
2. Archie Manning, 1971-75, 77-82	21,734
3. Aaron Brooks, 2000-05	19,156

TOUCHDOWN PASSES

Quarterback	No.
1. Drew Brees, 2006-	155
2. Aaron Brooks, 2000-05	120
3. Archie Manning, 1971-75, 77-82	115

TOUCHDOWN PERCENTAGE

Quarterback	Pct.
1. Drew Brees, 2006-	5.2
2. Aaron Brooks, 2000-05	4.3
3. Bobby Hebert, 1985-89, 91-92	4.1

PASSER RATING

Quarterback	Rat.
1. Drew Brees, 2006-	95.9
2. Jim Everett, 1994-96	81.1
3. Aaron Brooks, 2000-05	79.7

WINS (as a starter)

Quarterback	Wins
1t. Drew Brees, 2006-	49
1t. Bobby Hebert, 1985-89, 91-92	49
3. Aaron Brooks, 2000-05	38



2011 MEDIA
SAINTS GUIDE

OWNERSHIP

FOOTBALL

ADMINISTRATION

RECORDS

HISTORY

over 73 percent of his passes for 311 yards, with three touchdowns, an INT and a 118.6 rating. Tied a NFL record with nine TDs after two games...Named NFC Offensive Player of the Month for September, the second-straight year he took home award...Set a team record vs. NY Giants, Oct. 18, completing 15-straight passes in first half. Ended 23-of-30 for 369 yards and four TDs. Named NFC Offensive Player of the Week for his efforts, which included engineering TD drives on team's first four possessions. In contest, became third QB in club history to throw for over 15,000 yards, and third to throw 100 TDs...Overcame rough start at Miami, Oct. 25, to produce a 36-point second-half in comeback victory to erase a 24-3 deficit. Completed 22-of-38 with a TD and three INTs, added a career-high two rushing touchdowns...Had another torrid day in win vs. Atlanta, Nov. 2, completing 25-of-33 for 308 yards and two touchdowns...Threw for 330 yards and a TD with one INT, going 25-for-34 in win vs. Carolina, Nov. 8...Led Saints to 10th-straight victory by completing 19-of-29 with three TDs at Tampa Bay, Nov. 22, posting a passer rating of 118.0...Named NFC Player of the Week for third time in 2009 and 10th time with Saints after posting a perfect 158.3 passer rating in 38-17 victory over New England, Nov. 30. Completed 18-of-23 (78.3 pct.), with five TDs to five different players, his fourth career game with five or more TD passes...At Washington, Dec. 6, notched season-highs with 35 completions on 49 attempts for 419 yards in an overtime victory, throwing two TDs with an INT. Tied game with 53-yard TD strike to WR Robert Meachem with 1:19 remaining...Reached 30,000 career yards – throwing for 296 while going 31-of-40 with

NFL RECORDS

NFL RECORDS BREES HAS SET OR TIED SINCE JOINING THE SAINTS:

- Games with over 300 yards passing in a season: 10, 2008 (tied with Rich Gannon, 2002)
- Touchdown passes to different players in a season: 11, 2008 (tied with Tom Brady, 2007)
- Most passing yards in a five-game span: 1,954 yards (Oct. 29-Nov. 26, 2006)
- Completion percentage in a season: 70.6, 2009
- Most passing yards in a four-year span: 18,500, 2007-10
- Most passing yards in a five-year span: 22,918, 2006-10

a passer rating of 122.5 and three TDs – at Atlanta, Dec. 13...Dec. 19 vs. Dallas became club's all-time passing TD leader with seven-yard scoring toss to Moore, his lone TD pass of the game. Completed 29-of-45 for 298 yards with an INT...Broke own team record by completing 19-straight passes in the third and fourth quarters vs. Tampa Bay, Dec. 27, part of a 32-of-37 performance. Had 258 yards, a TD and a 104.7 rating...Third QB at Carolina, 1/3/10, breaking his streak of 79-straight starts...Selected as Pro Bowl starter, even though he didn't play in game due to team's qualification for Super Bowl...The first Saint to be selected to back-to-back Pro Bowls since Deuce McAllister (2002-03). **2008** – Named AP NFL Offensive Player of the Year after becoming only second QB in NFL history to throw for over 5,000 yards and tied league record with 10 games with over 300 passing yards (Rich Gannon, 2002)...Voted to Pro Bowl for second time as a Saint and third time overall...Led NFL in passing yards (5,069), attempts (635),

completions (413), completions of 25 yards or more (35) and tied for league-best with 34 TDs...Threw touchdowns to 11 players, equaling another league all-time mark (Tom Brady, 2007)...Named NFC Offensive Player of the Week three times and NFC Offensive Player of the Month for September...Led club to 24-20 win in opener vs. Tampa Bay, completing 23-of-32 for 343 yards with three TDs...At Denver, Sept. 21, had 421 passing yards, the fourth-highest total in club history. Set team record with 39 completions on 48 attempts with a TD...Tossed three TDs in victory vs. San Francisco, Sept. 28, completing 23-of-35 for 363 yards. Became fourth QB in team history to reach 10,000 yards on 47-yard scoring strike to Meachem...Oct. 6 vs. Minnesota, posted third-straight 300-yard day, connecting on 26-of-46 for 330 yards with a touchdown and two INTs...Nearly perfect vs. Oakland, Oct. 12, recording a rating of 144.4 and completing 26-of-30 (86.7 percent) for 320 yards and three TDs. Completed first 16 passes, and was named NFC Offensive Player of the Week...Going against his former team for first time, led Saints to 37-32 win over San Diego at London's Wembley Stadium Oct. 26. Named NFC Offensive Player of the Week after throwing for 339 yards and three TDs on 30 for 41 passing with a rating of 121.9...At Atlanta, Nov. 9, recorded 422 yards with two touchdowns, including 294 in fourth quarter...Named NFC Offensive Player of the Week after posting a passer rating of 157.5 vs. Green Bay, Nov. 24. Completed 20-of-26 for 323 yards and four TDs, including two 70-yard scores. Led team to club-record 51 points in win...Dec. 21 at Detroit, had passer rating of 117.8, going 30-of-40 for 351 yards and two TDs, breaking his own team

TEAM RECORDS

TEAM RECORDS Brees HAS BROKEN OR TIED SINCE JOINING THE SAINTS:

GAME

Completions: 39, at Denver, Sept. 21, 2008
Attempts: 60, at Chicago, Oct. 31, 2007
Yards: 510 vs. Cincinnati, Nov. 19, 2006
Consecutive Completions: 19 vs. Tampa Bay, Dec. 27, 2009
Passer Rating: 158.3, vs. New England, Nov. 30, 2009 (tied)

SEASON

Completions: 448, 2010
Attempts: 658, 2010
Completion Pct.: 70.6, 2009 (NFL record)
Yards: 5,069, 2008
Touchdowns: 34, 2008, 2009
Passer rating: 109.6, 2009
300-yard Passing Games: 10, 2008

CAREER

Completions: 2,020
Passing Yards: 22,918
Completion Pct.: 67.0
Passer Rating: 95.9
300-yard Passing Games: 37
4,000+-yard Passing Seasons: 5
Touchdown Passes: 155

records for passing yards and touchdowns...Led furious comeback that fell short in fourth quarter vs. Carolina, Dec. 28, finishing 30-of-49 with 386 yards, four TDs – three in the final 15 minutes – and an INT. Became second player in NFL history to throw for over 5,000 yards, and extended team record to 34 touchdown passes...Completed 11 of 19 passes for 142 yards and a TD in Pro Bowl. **2007** – Led NFL in completions (then-league-record 440) and attempts (652), ranked second in yards

(4,423), third in completion percentage (67.5) and tied for sixth in touchdowns (28)...

Started all 16 games, with passer rating of 89.4 ranking 11th in NFL...Threw for 250 yards or more in 11 contests, including five of over 300 yards...

Average of 276.4 yards per game ranked second in the league, only trailing New England QB Tom Brady (300.4)...Tied for fifth in NFL with 27 completions of 25 yards or

more...Picked by teammates as one of the five season-long captains...Recorded first 300-yard day of season and ninth with New Orleans at San Francisco, Oct. 28, completing 31-of-39 (79.5 pct.) for 336 yards with a season-high four touchdowns. Notched 136.8 passer rating, and named NFC Offensive Player of the Week...Threw for second-most yards in club history with 445 in win vs. Jacksonville, Nov. 4. Completed 35-of-49 with three TDs. His 346 first half passing yards are the most for a Saints passer in single half...Completed 25-of-36 for 272 yards, with two TDs and two INTs vs. St. Louis, Nov. 11. Passed for 204 yards on 16-of-22 with both TDs in final period...Nov. 25, led Saints to first victory at Carolina since 2005 by throwing three touchdowns and running for an eight-yard TD. Completed 24-of-36 for 260 yards and an INT. Rushing touchdown was his first with Saints and first since 12/11/05...In victory at Atlanta, Dec. 19, completed 28-of-41 for 328 yards with three touchdowns...Dec. 16 vs. Arizona posted 86.7 completion percentage (26-for-30) with 315 yards and two touchdowns (19- and 32-yard strikes). Notched a 132.6 passer rating, his fourth-straight game in triple digits, and was named NFC Offensive Player of the Week...Finished 27-of-42 for 284 yards and an INT vs. Philadelphia, Dec. 23. In first quarter, continued a streak that started the week before of 17-straight completions...At Chicago, Dec. 30, set club record for attempts in a game with 60, completing 35 for 320 yards and three touchdowns, with a pair of INTs. Broke NFL record for completions in a season in

SUPERSAINT

DREW BREES' RECORD AS A SAINTS STARTER

Passes for more than 250 yards	35-21
Passes for less than 250 yards	14-9
Passes for more than 300 yards	26-11
Throws three or more TD passes	21-5
Completes more than 60% of passes	42-20
Posts a passer rating of 90.0 or more	37-10
Posts a passer rating of 100 or more	29-7
Home Games	24-16
Road Games	25-14
Indoors	30-20
Outdoors	19-10
Artificial Turf	35-20
Natural Grass	14-10
Day Games	38-25
Night Games	11-5
vs. NFC teams	38-21
vs. AFC teams	11-9

second quarter (418, Rich Gannon). **2006** – Top free-agent signing paid immediate dividends with honor-filled season, leading the offense and rewriting club's passing records. Completed 356-of-554 (64.3 pct.) for an NFL-high 4,418 yards, with 26 TDs and 11 INTs...Posted a team-record 96.2 passer rating...Set a slew of team records that he has since broken, but those still standing include consecutive 300-yard performances (five) and passing yards in a game (510 vs. Cincinnati, Nov. 19)...Threw for more yards than any QB in NFL history with a new team (previous: QB Drew Bledsoe, 4,359, Buffalo, 2002)...Had 1,954 yards from Oct. 29-Nov. 26 (vs. Baltimore through at Atlanta), the most over a five-game span in NFL history...Threw for over 300 yards in five straight games (from Oct. 29 vs. Baltimore through Nov. 26 at Atlanta), one of only six passers in NFL record books to achieve the feat...Had streaks of 141, 136 and 102 passes without an INT...Had 4,033 yards in first 13 games, second-highest total in league history at that point in the season (Rich Gannon, Oakland, 2002, 4,205)...In NFC Championship at Chicago, 1/21/07, completed 27-of-49 for 354 yards with two touchdowns and an interception. Had an 88-yard TD pass to RB Reggie Bush...In Divisional Playoffs vs. Philadelphia, 1/13/07, completed 20-of-32 for 243 yards with a TD...Ended postseason 47-of-81 for 597 yards (58 pct.), with three TDs, an INT and 88.3 rating...In first game with Saints, a win at Cleveland, Sept. 10, was 17-of-31 for 176 with a TD and interception...After rough start with a pair of early fumbles at Green Bay, Sept. 17, led comeback by completing 26-of-41 for 353 yards with two TDs and a 96.9 rating. Lone QB in club history to notch back-to-back road wins to open a season...Sept. 25 vs. Atlanta completed 20-of-28 for 191 yards for victory in club's Superdome return following Hurricane Katrina...Had 349 yards - including a career-long 86-yard TD pass to WR Marques Colston - while completing 28-of-38 with a 110.5 rating at Carolina, Oct. 1...Tossed three



WORTHNOTING

Brees is only the fourth NFL quarterback to have thrown for at least 25 touchdowns in five consecutive seasons. With six seasons overall with at least 25 touchdown passes, Brees is tied with Tom Brady and Joe Montana for fourth overall in NFL record books.

With at least 30 touchdown throws each season from 2008-10, Brees joins Brett Favre (1994-98) and Dan Marino (1984-86) as the only quarterbacks to do so. With three seasons overall with at least 30 scoring throws, he's tied with Kurt Warner for fourth overall in NFL record books.

TDs in win vs. Philadelphia, Oct. 15. Tied with 8:26 remaining, led the Saints on a 16-play, 72-yard march to set up game-winning field goal as time expired. Completed final 10 passes, finishing 27-of-37 for 275 yards with two INTs and a 98.4 rating...Posted a 136.7 passer rating, completing 24-of-32 for 314 yards and three TDs at Tampa Bay, Nov. 5. Completed 10-of-12 in third quarter and was named NFC Offensive Player of the Week...At Pittsburgh, Nov. 12, completed 31-of-47 for 398 yards and a TD, notching third-straight game with over 300 yards. Had a 99.4 passer rating...Recorded sixth-highest passing yardage day in NFL history with 510 vs. Cincinnati, Nov. 19. Completed 37-of-57, with two TDs and three

INTs. Yardage total shattered former club record (441, Aaron Brooks vs. Denver, Dec. 3, 2000). Completed passes to eight targets as club set record with 595 yards of offense... Posted fifth-straight 300-yard day with 349, completing 21-of-30 with two TDs and a 131.1 rating at Atlanta, Nov. 26. Seventh time in 11 games he reached 300-yard milestone...Streak of 300-yard days closed vs. San Francisco, Dec. 3 in mistake-free performance. Completed 17-of-28 for 186 yards, notched seventh game without INT in win...At Dallas, Dec. 19, had a season-high 140.8 rating, going 24-of-38 for 384 yards and five TDs.

Yardage achieved over first three quarters, as Saints held commanding lead. Tossed three TDs in third quarter while completing seven-of-eight for 185 yards. Went over 4,000 yards passing, becoming first QB in club history to do so. Named NFC Offensive Player of the Week...With division title locked up, only played in opening drive vs. Carolina, Dec. 31 in finale, completing four-of-five for 46 yards, 105.0 rating... NFC starter in Pro Bowl. **2005** – Named first alternate to AFC Pro Bowl squad... Had a sterling sequel to record-setting 2004 by completing 323-of-500 for 3,576 yards, with 24 TDs and 15 INTs, with 89.2 rating...Named AFC Offensive Player of the Week after 41-17 win over New England, Oct. 2, ending Patriots' NFL-record 21-game home win streak. Completed 19-of-24 for 248 yards with two TDs with 137.5 rating...Completed 23 of 40 for 299 yards and a pair of TDs at

Philadelphia, Oct. 23... Recorded initial 300-yard passing day of season with 324 yards vs. Kansas City, Oct. 30. Tossed three TDs and posted a 95.5 rating...Completed 28-of-33 for four TDs and 339 yards in 48-10 win over Buffalo Nov. 20. His 84.8 completion percentage was second-highest in team history...Went 35-

CAREER GAMEBYGAME

PASSING

2010

	ATT	CMP	YDS	PCT	TD	INT	LG	SACKS	RT
9/9 MIN	36	27	237	75.0	1	0	29t	1/8	101.3
9/20 @SF	38	28	254	73.7	2	0	30	2/17	108.9
9/26 ATL	38	30	365	78.9	3	2	80t	2/10	111.1
10/3 CAR	48	33	275	68.8	1	0	20	2/13	90.2
10/10 @ARZ	39	24	279	61.5	2	3	39	1/6	68.2
10/17 @TB	32	21	263	65.6	3	1	42t	0/0	109.2
11/24 CLE	56	37	356	66.1	2	4	29	3/20	65.8
10/31 PIT	44	34	305	77.3	2	1	50	2/17	101.0
11/7 @CAR	43	27	253	62.8	2	1	36	0/0	84.7
11/21 SEA	43	29	382	67.4	4	2	32t	0/0	106.9
11/25 @DAL	39	23	352	59.0	1	1	57	2/19	86.7
12/5 @CIN	29	24	313	82.8	2	1	52t	2/23	120.3
12/12 STL	40	25	221	62.5	3	2	31t	1/8	81.4
12/19 @BAL	46	29	267	63.0	3	1	27	3/25	91.5
12/27 @ATL	49	35	302	71.4	1	2	25	1/6	77.1
1/2 TB	38	22	196	57.9	1	1	21	3/13	69.6
Totals	658	448	4,620	68.1	33	22	80t	25/185	90.9

2009

	ATT	CMP	YDS	PCT	TD	INT	LG	SACKS	RT
9/13 DET	34	26	358	76.5	6	1	58t	0/0	137.0
9/20 @PHI	34	25	311	73.5	3	1	38	2/23	118.6
9/27 @BUF	29	16	172	55.2	0	1	32	2/16	72.8
10/4 NYJ	32	20	190	62.5	0	0	36	0/0	78.9
10/18 NYG	30	23	369	76.7	4	0	40	0/0	156.8
10/25 @MIA	38	22	298	57.9	1	3	66	5/22	58.9
11/2 ATL	33	25	308	75.8	2	1	30	2/17	111.7
11/8 CAR	35	24	330	68.6	1	1	63	1/0	96.1
11/15 @STL	26	18	223	69.2	2	2	37t	1/6	89.1
11/22 @TB	29	19	187	65.5	3	0	27	0/0	118.0
11/30 NE	23	18	371	78.3	5	0	75t	1/4	158.3
12/6 @WAS	49	35	419	71.4	2	1	53t	1/11	102.3
12/13 @ATL	40	31	296	77.5	3	0	42	0/0	122.5
12/19 DAL	45	29	298	64.4	1	1	35	4/27	81.5
12/27 TB	37	32	258	86.5	1	0	30t	1/9	104.7
1/3 @CAR	Inactive (3rd QB)								
Totals	514	363	4,388	70.6	34	11	75t	20/135	109.6

2008

	ATT	CMP	YDS	PCT	TD	INT	LG	SACKS	RT
9/7 TB	32	23	343	71.9	3	1	84t	1/6	124.9
9/14 @ WAS	33	22	216	66.7	1	2	22	2/21	69.8
9/21 @ DEN	48	39	421	81.3	1	0	74	1/7	110.2
9/28 SF	35	23	363	65.7	3	1	81	0/0	116.7
10/6 MIN	46	26	330	56.5	1	2	52	1/10	68.2
10/12 OAK	30	26	320	86.7	3	0	51	1/1	144.4
10/19 @ CAR	39	21	221	53.8	0	1	54	1/3	61.0
10/26 SD	41	30	339	73.2	3	0	49	0/0	121.9
11/9 ATL	58	31	422	53.4	2	3	48	1/6	66.9
11/16 @ KC	36	25	266	69.4	1	1	47t	0/0	88.4
11/24 GB	26	20	323	76.9	4	0	70t	1/5	157.5
11/30 @ TB	47	25	296	53.2	2	3	37	1/8	60.2
12/7 ATL	32	18	230	56.3	2	0	36	0/0	99.7
12/11 @ CHI	43	24	232	55.8	2	2	24	1/6	67.2
12/21 @ DET	40	30	351	75.0	2	0	64	0/0	117.8
12/28 CAR	49	30	386	61.2	4	1	26t	2/19	104.6
Totals	635	413	5,069	65.0	34	17	84t	13/92	96.2

CAREER GAME BY GAME

PASSING

2007

	ATT	CMP	YDS	PCT	TD	INT	LG	SACKS	RT
9/6 @ IND	41	28	192	68.3	0	2	23	1/5	58.2
9/16 @ TB	44	26	260	59.1	1	1	58	2/16	74.1
9/24 TEN	45	29	225	64.4	0	4	37	1/7	39.6
10/7 CAR	47	29	252	61.7	0	2	54	0/0	58.1
10/14 @ SEA	36	25	246	69.4	2	0	36	0/0	106.9
10/21 ATL	34	22	219	64.7	2	1	37	0/0	90.2
10/28 @ SF	39	31	336	79.5	4	0	43	0/0	136.8
11/4 JAX	49	35	445	71.4	3	0	57	1/10	119.9
11/11 STL	36	25	272	69.4	2	2	36	2/16	86.8
11/18 @ HOU	49	33	290	67.3	1	2	32	1/10	72.7
11/25 @ CAR	36	24	260	66.7	3	1	45	0/0	103.9
12/2 TB	23	17	179	73.9	2	0	45	3/17	125.1
12/10 @ ATL	41	28	328	68.3	3	0	36	0/0	116.7
12/16 ARZ	30	26	315	86.7	2	0	32	1/8	132.6
12/23 PHI	42	27	284	64.3	0	1	52	1/8	73.9
12/30 @ CHI	60	35	320	58.3	3	2	21	3/12	75.7
TOTALS	652	440	4423	67.5	28	18	58	16/109	89.4

2006

	ATT	CMP	YDS	PCT	TD	INT	LG	SACKS	RT
9/10 @ CLE	30	16	170	53.3	1	1	20	0/0	67.4
9/17 @ GB	41	26	353	63.4	2	1	57	4/21	96.9
9/25 ATL	28	20	191	71.4	0	0	29	1/11	90.0
10/1 @ CAR	38	28	349	73.7	1	0	86	1/5	110.5
10/8 TB	33	21	171	63.6	1	0	18	0/0	86.8
10/15 PHI	37	27	275	73.0	3	2	48	0/0	98.4
10/29 BLT	45	24	383	53.3	3	3	53	2/15	76.4
11/5 @ TB	32	24	314	75.0	3	0	52	0/0	136.7
11/12 @ PIT	47	31	398	66.0	1	0	48	1/5	99.4
11/19 CIN	52	37	510	71.2	2	3	72	2/6	91.0
11/26 @ ATL	30	21	349	70.0	2	0	76	2/17	131.1
12/3 SF	28	17	186	60.7	1	0	74	1/1	92.3
12/10 @ DAL	38	26	384	68.4	5	0	61	1/7	140.8
12/17 WASH	38	21	207	55.3	0	1	24	2/8	59.9
12/24 @ NYG	32	13	132	40.6	1	0	40	1/9	63.5
12/31 CAR	5	4	46	80.0	0	0	25	0/0	105.0
TOTALS	554	356	4418	64.3	26	11	86	18/105	96.2

2005

	ATT	CMP	YDS	PCT	TD	INT	LG	SACKS	RT
9/11 DAL	35	18	209	51.4	2	2	33	2/21	65.1
9/18 @ DEN	23	15	175	65.2	0	1	24	4/41	70.0
9/25 NYG	22	19	191	86.4	2	0	27	0/0	133.1
10/2 @ NE	24	19	248	79.2	2	0	38	0/0	137.5
10/10 PIT	35	20	219	57.1	1	1	41	1/6	73.4
10/16 @ OAK	20	14	164	70.0	1	0	35	2/12	111.2
10/23 @ PHI	40	23	299	57.5	2	2	43	3/29	77.0
10/30 KC	43	25	324	58.1	3	1	35	0/0	95.5
11/6 @ NYJ	27	20	270	74.1	1	1	29	1/8	102.4
11/20 BUF	33	28	339	84.8	4	0	39	1/2	149.1
11/27 @ WASH	44	22	215	50.0	0	3	24	3/20	35.7
12/4 OAK	22	17	160	77.3	2	0	27	2/12	127.1
12/11 MIA	52	35	279	67.3	2	1	25	3/34	85.3
12/18 @ IND	33	22	255	66.7	1	2	54	1/8	74.7
12/24 @ KC	33	18	161	54.5	1	1	22	1/8	65.3
12/31 DEN	14	8	68	57.1	0	0	15	3/22	69.9
TOTALS	500	323	3576	64.6	24	15	54	27/223	89.2

2004

	ATT	CMP	YDS	PCT	TD	INT	LG	SACKS	RT
9/12 @ HOU	24	17	209	70.8	2	0	36	1/7	125.2
9/19 NYJ	19	8	146	42.1	1	2	59	1/7	47.1
9/26 @ TEN	29	14	121	48.3	0	0	17	4/30	59.7
10/3 TEN	20	16	206	80.0	3	0	58	1/8	149.2
10/10 JAX	26	17	211	65.4	2	0	54	0/0	116.0
10/17 @ ATL	31	23	227	74.2	1	1	23	1/4	91.7
10/24 @ CAR	32	21	196	65.6	0	0	23	1/8	82.3
10/31 OAK	25	22	281	88.0	5	0	29	1/8	153.1
11/7 NO	36	22	257	61.1	4	0	31	1/7	119.8
11/21 @ OAK	34	18	226	52.9	1	0	28	0/0	83.7
11/28 @ KC	37	28	378	75.7	2	0	65	1/7	125.7
12/5 DEN	27	14	106	51.9	0	1	30	2/20	46.2
12/12 TB	23	17	220	73.9	2	2	79	2/14	96.3
12/19 @ CLE	6	4	85	66.7	1	0	72	1/2	149.3
12/26 @ IND	31	21	290	67.7	3	1	74	1/9	116.3
1/2 KC	Inactive								
TOTALS	400	262	3159	65.5	27	7	79	18/131	104.8

2003

	ATT	CMP	YDS	PCT	TD	INT	LG	SACKS	RT
9/7 @ KC	33	18	202	54.5	2	2	23	3/24	68.0
9/14 DEN	41	20	182	48.8	1	1	23	0/0	59.2
9/21 BALT	45	28	270	62.2	0	3	40	1/13	51.2
9/28 @ OAK	31	21	187	67.7	1	1	37	0/0	81.0
10/5 @ JAX	41	24	296	58.5	3	0	46	4/19	105.3
10/19 @ CLE	18	9	74	50.0	0	1	17	1/13	37.7
10/27 MIA	30	19	190	63.3	0	3	28	6/44	41.7
11/2 @ CHI	15	7	49	46.7	0	1	10	0/0	26.8
11/9 MIN	Active, Did Not Play								
11/16 @ DEN	Active, Did Not Play								
11/23 CIN	Active, Did Not Play								
11/30 KC	Active, Did Not Play								
12/7 @ DET	Active, Did Not Play								
12/14 GB	48	28	363	58.3	2	1	68	2/27	87.4
12/21 @ PIT	26	16	198	61.5	1	2	57	1/5	65.9
12/28 OAK	28	15	97	53.6	1	0	28	3/23	73.1
TOTALS	356	205	2108	57.6	11	15	68	21/178	67.5

2002

	ATT	CMP	YDS	PCT	TD	INT	LG	SACKS	RT
9/8 @ CIN	19	15	160	78.9	2	0	30	1/0	136.8
9/15 HOU	28	15	163	53.6	1	1	35	2/20	68.0
9/22 @ ARZ	31	17	181	54.8	0	1	21	2/17	58.7
9/29 NE	18	10	104	55.6	1	0	52	0/0	91.0
10/6 @ DEN	42	26	235	61.9	1	2	30	0/0	65.1
10/13 KC	41	28	319	68.3	2	2	29	1/7	87.3
10/20 @ OAK	25	16	170	64.0	2	0	31	2/9	110.4
11/3 NYJ	35	22	192	62.9	1	2	26	2/22	63.0
11/10 @ STL	20	12	139	60.0	0	2	26	1/9	41.5
11/17 SF	50	29	336	58.0	2	1	47	0/0	83.4
11/24 @ MIA	22	15	107	68.2	0	1	23	3/27	60.2
12/1 DEN	41	27	217	65.9	0	0	30	1/3	79.0
12/8 OAK	41	22	239	53.7	0	3	28	2/13	40.6
12/15 @ BUF	24	13	148	54.2	0	0	42	3/20	72.9
12/22 @ KC	40	26	242	65.0	2	0	32	1/7	98.1
12/29 SEA	49	27	332	55.1	3	1	31	3/26	88.1
TOTALS	526	320	3284	60.8	17	16	52	24/180	76.9

2001

	ATT	CMP	YDS	PCT	TD	INT	LG	SACKS	RT
No statistics in 15 games									
11/4 KC	27	15	221	55.6	1	0	40	2/12	94.8
TOTALS	27	15	221	55.6	1	0	40	2/12	94.8

of-52 vs. Miami, Dec. 11, with 279 yards and two TDs, with a rushing touchdown...Suffered torn labrum in right shoulder in second quarter of finale vs. Denver. Injured while diving for loose ball and landed on by Broncos DT Gerard Warren. **2004** – Voted to first Pro Bowl and Comeback Player of Year by AP, *Sports Illustrated* and *Dallas Morning News*...Voted Most Improved Player of Year by *Pro Football Weekly*, Pro Football Writers of America, CBSsportsline.com and FoxSports.com...Named AFC Offensive Player of Week after setting team record by completing 22-of-25 for 281 yards and a career-high five TDs against Oakland, Oct. 31. Finished with passer rating of 153.1...Threw four TD passes vs. New Orleans, Nov. 7. Was 22-of-36 for 257 yards and a 119.8 rating...Nine TD passes most by a Chargers quarterback in two-game stretch...Went 18-of-34 for 226 yards with a TD at Oakland, Nov. 21. Extended streak without interception to 156 tosses...Notched 378 yards at Kansas City, Nov. 28. Went 28-of-37 with two TDs to run streak without interception to team-record of 193. Was 11 of 11 for 163 yards and two TDs in final quarter...Threw an interception on second play vs. Denver, Dec. 5 to end team-record streak of passes without interception at 194...Passed for 290 yards and three TDs at Indianapolis Dec. 26, including 74-yard touchdown...First NFL QB since Craig Morton of Dallas in 1970 to throw 70-yard TD passes in three-straight games. Finished with 290 yards on 21-of-31 at Indianapolis, Dec. 24, with three TDs...Had 319 yards and two TDs in Wild Card Playoff vs. New York Jets. Threw game-tying one-yard scoring pass with 11 seconds remaining to force overtime. Completed 31-of-42 to set team record for completion percentage (.738) in postseason. **2003** – Started first eight contests and final three...Had 270 yards, completing 28-of-45, vs. Baltimore, Sept. 21...Notched first career TD catch on 21-yard reception on pass from RB LaDainian Tomlinson at Oakland, Sept. 28. Also completed 21-of-31 for 187 yards and a TD...At Jacksonville, Oct. 5, went 24-of-41 for 296 yards and three TDs for a 105.3 rating...Did not play Weeks 9-13...Returned vs. Green Bay, Dec. 14, after being benched for five games and passed for 363 yards (28-of-48) and two TDs, including a 68-yard TD. **2002** – Started 16 games and completed 320-of-526 for 3,284 yards, with 17 TDs and 16 INTs...Rushed for a career-high 130 yards...In first NFL start was 15-of-19 for 160 yards with two TDs at Cincinnati, Sept. 8...789 completion percentage was the best by a QB making first start since Rob Johnson completed 20-of-24 (.833) for Jacksonville in 1997...Threw first-career INT against Houston Sept. 15 to end string of 66 attempts without pick to open career...Passed for 319 yards vs. Kansas City, Oct. 13 and led game-winning drive in final 2:24, completing six-of-seven for 71 yards, including two-yard TD. **2001** – Made first NFL appearance vs. Kansas City Nov. 4, and completed 15-of-27 for 221 yards with first career TD...Did not play Weeks 1-7 and 9-16.

COLLEGE – Had an honor-filled career at Purdue, including being a Heisman Trophy finalist in 1999 and 2000...Won The Maxwell Award as the nation's outstanding player in 2000...Finalist for The Davey O'Brien Award as the nation's top quarterback in 1999 and 2000...Ended career as Big Ten and Purdue's all-time leader in passing yards (11,792), touchdown passes (90), total yards

(12,693), completion percentage (.611), completions (1,026) and attempts (1,678)...Departed fourth in NCAA Division I history for total offense, completions and attempts...Led Boilermakers to 2000 Rose Bowl, the school's first appearance in Pasadena since 1967...Only player in conference history to throw for more than 500 yards in a game twice...Added seven 400-yard games and 16 300-yard days in his career...Earned Big Ten Player of Year honors in 1998 and 2000 and all-conference accolades for three-straight years (1998-2000)...As a senior was named Academic All-America Player of Year...Recipient of the school's Leonard Wilson Award for unselfishness and dedication...Fourth in Heisman Trophy balloting as a junior...First recipient of Socrates Award, recognizing the nation's finest athlete in terms of academics, athletics and community service...

BREESTDS

FIVE OR MORE STRAIGHT 25 TOUCHDOWN PASS SEASONS BY NFL QUARTERBACKS

Rk.	Player	No.	Yrs.
1.	Peyton Manning	13	1998-2010
2t.	Drew Brees	5	2006-
2t.	Dan Marino	5	1984-88
2t.	Brett Favre	5	1994-98

MOST SEASONS WITH 25-PLUS TOUCHDOWN PASSES

Rk.	Player	No.
1.	Peyton Manning	13
2.	Brett Favre	11
3.	Dan Marino	7
4t.	Drew Brees	6
4t.	Tom Brady	6
4t.	Joe Montana	6

THREE OR MORE STRAIGHT 30 TOUCHDOWN PASS SEASONS BY NFL QUARTERBACKS

Rk.	Player	No.	Yrs.
1.	Brett Favre	5	1994-98
2t.	Drew Brees	3	2008-10
2t.	Dan Marino	3	1984-86

MOST SEASONS WITH 30-PLUS TOUCHDOWN PASSES

Rk.	Player	No.
1.	Brett Favre	9
2.	Peyton Manning	6
3.	Dan Marino	4
4t.	Drew Brees	3
4t.	Kurt Warner	3

Selected Purdue's Male Athlete of Year as a junior and senior...Received Big Ten Conference Medal of Honor in 2001...Chosen for school's Mortar Board in 1999...Earned degree in industrial management and manufacturing and graduated with a 3.4 grade point average.

PERSONAL – Born Jan. 15, 1979 in Austin, Texas...Has traveled to Afghanistan, Kuwait and Okinawa on USO missions...Extremely active in the

community and a fixture in the New Orleans area with his Brees Dream Foundation, with the mission to provide care, education and opportunities for children facing adversity. In New Orleans, his ongoing efforts have raised funds for Operation Kids, and he has also held The Drew Brees Gridiron Classic for youth football teams, the "Brees on the Seas" youth deep sea fishing event off the Louisiana coastline, hosts an annual golf tournament that distributes money to children's causes in New Orleans and San Diego, rebuilt homes in New Orleans with Habitat for Humanity, supported Children's Hospital in New Orleans and numerous other charitable endeavors...Led Westlake (Austin, Texas) HS to 16-0 record and State 5A title as senior...Posted a 28-0-1 record as two-year starter...Selected as the Texas Class 5A MVP in 1996...Also lettered in basketball and in baseball as a shortstop...His father, Chip, played freshman basketball at Texas A&M and grandfather, Ray Akins, finished his career with the third-most wins all-time among prep football coaches in Texas...Uncle, Marty Akins, was three-year starting quarterback and All-America at Texas (1975-77)...Brees and his wife Brittany have restored an old home in uptown New Orleans and have two sons, Baylen and Bowen...He and Brittany have traveled to Croatia, Greece, Tahiti, Australia and Africa in the past...Has flown in the cockpits with the demonstration teams of the Navy Blue Angels in the F/A-18 and the Air Force Thunderbirds in the F-16.

DREWBREES

PASSING

Year	Team	GP	GS	Att	Cmp	Pct	Yds	Yds/Att	TD	Int	Lg	Sk	Lst	Rating
2001	San Diego	1	0	27	15	55.6	221	8.2	1	0	40	2	12	94.8
2002	San Diego	16	16	526	320	60.8	3,284	6.2	17	16	52t	24	180	76.9
2003	San Diego	11	11	356	205	57.6	2,108	5.9	11	15	68t	21	178	67.5
2004	San Diego	15	15	400	262	65.5	3,159	7.9	27	7	79t	18	131	104.8
2005	San Diego	16	16	500	323	64.6	3,576	7.2	24	15	54	27	223	89.2
2006	New Orleans	16	16	554	356	64.3	4,418	8.0	26	11	86t	18	105	96.2
2007	New Orleans	16	16	652	440	67.5	4,423	6.8	28	18	58	16	109	89.4
2008	New Orleans	16	16	635	413	65.0	5,069	8.0	34	17	84t	13	92	96.2
2009	New Orleans	15	15	514	363	70.6*	4,388	8.5	34	11	75t	20	135	109.6
2010	New Orleans	16	16	658	448	68.1	4,620	7.0	33	22	80t	25	185	90.9
NFL Totals		138	137	4,822	3,145	65.2	35,266	7.3	235	132	86t	184	1,350	91.7
Saints Totals		79	79	3,013	2,020	67.0	22,918	7.6	155	79	86t	92	626	95.9

* - NFL record

Career record as starter: 79-58 (.577); 8-8 (.500) in 2002, 2-9 (.182) in 2003, 11-4 (.733) in 2004, 9-7 (.563) in 2005, 10-6 (.625) in 2006, 7-9 (.438) in 2007, 8-8 (.500) in 2008, 13-2 (.867) in 2009, 11-5 (.688) in 2010.

ADDITIONAL STATISTICS: Caught 21-yard touchdown in 2003, caught 38-yard pass in 2004, caught two passes for 10 yards in 2007, caught one pass for loss of 4 yards in 2009, caught 7-yard pass in 2010; **Totals: 6 receptions for 72 yards with 1 TD.**

DREW Brees

RUSHING

Year	Team	Att	Yds	Avg	Lg	TD
2001	San Diego	2	18	9.0	13	0
2002	San Diego	38	130	3.4	15	1
2003	San Diego	21	84	4.0	18	0
2004	San Diego	53	85	1.6	22	2
2005	San Diego	21	49	2.3	9	1
2006	New Orleans	42	32	0.8	16	0
2007	New Orleans	23	52	2.3	9	1
2008	New Orleans	22	-1	0.0	9	0
2009	New Orleans	22	33	1.5	10	2
2010	New Orleans	18	-3	-0.2	7	0
NFL Totals		262	479	1.8	22	7
Saints Totals		127	113	0.9	16	3

CAREER HIGHS: Attempts — 60, at Chicago (12/30/07); Completions — 39, at Denver (9/21/08); Completion Pct. — 88.0 (22 for 25), vs. Oakland (10/31/04); Passing Yards — 510, vs. Cincinnati (11/19/06); Long Pass — 86t, at Carolina (10/1/06); Interceptions — 4 (2x), last vs. Cleveland (10/24/10); Passing TDs — 6, vs. Detroit (9/13/09); Passer Rating — 158.3, vs. New England (11/30/09); Rushes — 8, at Kansas City (11/28/04); Rushing Yards — 31, at Kansas City (12/24/05); Long Rush — 22, vs. Oakland (10/31/04); Rushing TDs — 2, at Miami (10/25/09).

POSTSEASON

Year	Team	GP	GS	Att	Cmp	Pct	Yds	Yds/Att	TD	Int	Lg	Sk	Lst	Rating
2004	San Diego	1	1	42	31	73.8	319	7.6	2	1	44	2	11	101.2
2006	New Orleans	2	2	81	47	58.0	597	7.4	3	1	88t	6	51	88.3
2009	New Orleans	3	3	102	72	70.6	732	7.2	8	0	44t	2	15	117.0
2010	New Orleans	1	1	60	39	65.0	404	6.7	2	0	40	1	7	95.4
NFL Totals		7	7	285	189	66.3	2,052	7.2	15	2	88t	11	84	102.0
Saints Totals		6	6	243	158	65.0	1,733	7.1	13	1	88t	9	73	102.1

Career postseason record as starter: 4-3 (.571); 0-1 (.000) in 2004, 1-1 (.500) in 2006, 3-0 (1.000) in 2009, 0-1 (.000) in 2010.

RUSHING

Year	Team	Att	Yds	Avg	Lg	TD
2004	San Diego	5	17	3.4	7	0
2006	New Orleans	4	6	1.5	8	0
2009	New Orleans	5	-4	-0.8	0	0
2010	New Orleans	2	6	3.0	6	0
NFL Totals		16	25	1.6	8	0
Saints Totals		11	8	0.7	8	0

POSTSEASON CAREER HIGHS: Attempts — 60, at Seattle (1/8/11); Completions — 39, at Seattle (1/8/11); Completion Pct. — 82.1 (32 for 39), vs. Indianapolis (2/7/10); Passing Yards — 404, at Seattle (1/8/11); Long Pass — 88t, at Chicago (1/21/07); Interceptions — 1 (2x), last at Chicago (1/21/07); Passing TDs — 3 (2x), last vs. Minnesota (1/24/10); Passer Rating — 125.4, vs. Arizona (1/16/10); Rushes — 5, vs. N.Y. Jets (1/8/05); Rushing Yards — 17, vs. N.Y. Jets (1/8/05); Long Rush — 8, at Chicago (1/21/07); Rushing TDs — 0.



Alex BROWN

96

HEIGHT: 6-3

WEIGHT: 260

COLLEGE: FLORIDA

JOINED SAINTS: FA-10

NFL EXPERIENCE: 10

BORN: 6/4/79

DE

NFL CAREER – A consistent performer and the model of durability, Brown has appeared in 143 consecutive games, the longest current consecutive games played streak for an NFL defensive end. Renowned for his run-stopping ability, the 2002 fourth-round draft choice has also proven himself as an accomplished pass-rusher, recording 45½ sacks, notching six or more in five separate seasons. The former University of Florida standout has notched 528 career tackles (318 solo) along with five interceptions, 31 pass defenses, 17 forced fumbles and 12 fumble recoveries. In his first season in New Orleans, Brown lined up opposite Will Smith at left end.

CAREER TRANSACTIONS – Signed by Saints to two-year contract, 4/8/10; Released by Chicago Bears, 4/1/10; Re-signed by Chicago to two-year contract extension, 2/19/08; Re-signed by Chicago to four-year contract extension, 12/1/04; Signed by Chicago to a three-year contract, 7/24/02; Selected by Chicago in the fourth round (104th overall) of the 2002 NFL Draft.

HONORS – **2005:** NFC Defensive Player of the Week (Week 12); *Sports Illustrated* All-Pro. **2004:** NFC Defensive Player of the Week (Week 9).

2010 – In his first season in New Orleans, started all 16 games for the seventh time in nine seasons, recording 45 tackles (27 solo) with two sacks, three pass defenses, one forced fumble and a fumble recovery...Recorded first sack of the season and as a Saint at Arizona, Oct. 10...First quarter fumble recovery at Carolina, Nov. 7, led to a TD, also adding three tackles (two solo) to go over 500 for his career...Had four solo tackles, one sack and a forced fumble in finale vs. Tampa Bay, 1/2/11...In NFC Wild Card Playoff at Seattle, 1/8/11, notched postseason career-best eight tackles (seven solo), had a pass defense and sacked Seahawks RB Leon Washington on a halfback option play. **2009** – Started all 16 games his final season in Chicago, notching 39 tackles (24 solo) with six sacks, two pass defenses and a fumble recovery...Notched two sacks in win over Pittsburgh, Sept. 20...Had six tackles and a sack in Nov. 1 win over Cleveland...Made 100th start of his career at San Francisco, Nov. 12...Had sacks in back-to-back wins to close season vs. Minnesota and at Detroit. **2008** – Starting all 16 games, led team with six sacks, 16 QB hits and a career-high 13 tackles for loss...Finished with 39 tackles, an interception, a pass defense, a forced fumble and a fumble recovery...Blocked potential game-winning kick vs. Green Bay Dec. 22 with :25 remaining in a tie game as well as an extra point vs. Detroit, Nov. 2. **2007** – Played in all 16 games with two starts and made 58 tackles with 4½ sacks, an interception, five

pass defenses, two forced fumbles and a blocked kick...Made the most of his starts in the final two games, tallying two sacks, an interception, four pass defenses, a forced fumble, a fumble recovery and 11 tackles. **2006** – Selected as a Pro Bowl alternate after recording a career-high seven sacks and two interceptions, leading the defensive line with 71 tackles as he started all 16 games...Also notched three forced fumbles, two fumble recoveries and two pass defenses... Added 10 tackles and first career postseason sack in three playoff starts. **2005** – Named an alternate for the Pro Bowl after recording six sacks and 75 tackles... Selected to *Sports Illustrated* All-Pro Team...Led defensive line with nine tackles for loss, eight pass defenses and three forced fumbles while starting all 16 games...Named NFC Defensive Player of the Week after notching two sacks at Tampa Bay, Nov. 27. **2004** – Started at DE in all 16 games, leading Chicago with six sacks and posting 73 tackles with four pass defenses, two forced fumbles and a fumble recovery...Earned first career NFC Defensive Player of the Week honor after posting career-high four sacks at NY Giants, Nov. 7. **2003** – In first season as full-time starter, led Bears with 5½ sacks while pacing the defensive line with career-high 79 tackles while forcing two fumbles and recovering one, recording an interception and three pass defenses...Recorded first career pick in win over Oakland, Oct. 5...Notched career-high 12 tackles at Detroit, Nov. 9. **2002** – Appeared in final 15 games, starting nine of the last 10 at RDE...Tied for fourth among all NFL defenders with three fumble recoveries, tied for team-lead with three forced fumbles and added 2½ sacks...Also totaled 49 tackles (32 solos) and three pass defenses...Made NFL debut at Atlanta, Sept. 15, posting a pass defense... Recorded first three NFL tackles at Buffalo, Sept. 29...Started first NFL game at RDE at Minnesota, Oct. 27, recording four tackles and forcing first career fumble...Recorded first sacks of his career, getting 1½ against New England, Nov. 10.

COLLEGE – Selected as an All-American, first-team all-SEC and Lombardi Award semifinalist (finalist as a senior) each of the final three seasons of his Florida career (1998-2001)...Established school record with 33 career sacks, including single-season UF-best 13 as sophomore, starting 31-of-46 games...Totaled 161 tackles with 47 total stops behind the line of scrimmage (sixth-best total in school history)...First-team All-American selection by the Walter Camp Foundation, National Sports Bureau, Football News and the Football Writers Association...Lombardi and Nagurski Awards Finalist...AP SEC Defensive Player-of-the-Year...Started every game at RDE as senior, recording 50 tackles with 10.5 sacks, 14 TFLs and four PBUs, while forcing one fumble and blocking three kicks...Second-team All-American choice by the Walter Camp Football Foundation and ABC Sports...Started 11 of 12 games as junior, recording 56 tackles, 7½ sacks and 12 TFLs...In first season at DE, garnered first-team All-American honors by Football News and the Walter Camp Football Foundation... Started nine games as sophomore, making 45 tackles with 13 sacks, 18 TFLs, two interceptions, and five forced fumbles...Saw action at SLB in all 11 games as freshman, backing up Jevon Kearse, and recorded 10 tackles and two sacks... Recreation Program Delivery Major.

PERSONAL – One of the nation's elite prep LBs coming out of Hamilton

County (White Springs, Fla.) HS in 1996, concluding prep career with a first-team all-state (3A) selection and district MVP on defense and offense...All-American his senior season, credited with 117 tackles while rushing for 767 yards with 18 TDs and passing for 863 yards with 6 TDs at QB... Selected as district MVP in basketball and was the state 3A champion in the discus in 1996...Owner and President/CEO of men's professional volleyball team in Puerto Rico, Indios de Mayaguez (www.indiosdemayaguez.com)...He and wife, Karimar, have a son, Antonio, and a daughter, Kaylen.

ALEXBROWN

Year	Team	GP	GS	Tot	TACKLES			Yds	INTERCEPTIONS					FUMBLES		
					Solo	Asst	Sk		No	Yds	Lg	TD	PD	FF	FR	Yds
2002	Chicago	15	9	49	32	17	2.5	19.0	0	0	0	0	3	3	3	0
2003	Chicago	16	16	79	61	18	5.5	32.5	1	0	0	0	3	2	1	0
2004	Chicago	16	16	73	43	30	6.0	34.5	0	0	0	0	4	2	1	0
2005	Chicago	16	16	75	48	27	6.0	55.0	0	0	0	0	8	3	0	0
2006	Chicago	16	16	71	44	27	7.0	67.0	2	22	18	0	2	3	2	0
2007	Chicago	16	2	58	20	38	4.5	22.5	1	7	7	0	5	2	2	0
2008	Chicago	16	16	39	19	20	6.0	43.0	1	-2	-2	0	1	1	1	18
2009	Chicago	16	16	39	24	15	6.0	49.0	0	0	0	0	2	0	1	0
2010	New Orleans	16	16	45	27	18	2.0	13.0	0	0	0	0	3	1	1	0
NFL Totals		143	123	528	318	210	45.5	335.5	5	27	18	0	31	17	12	18
Saints Totals		16	16	45	27	18	2.0	13.0	0	0	0	0	3	1	1	0


ADDITIONAL STATISTICS: Blocked Field Goals — (2007, 1); (2008, 1) **Total: 2;** Blocked Extra Points — (2008, 1) **Total: 1.**

CAREER HIGHS: Tackles — 12, at Detroit (11/9/03); Sacks — 4, at N.Y. Giants (11/7/04); Interceptions — 1 (5x), last vs. Green Bay (12/22/08); Passes Defensed — 4, at Tampa Bay (11/27/05); Forced Fumbles — 2 (2x), last at N.Y. Giants (11/12/06); Fumble Recoveries — 1 (12x), last at Carolina (11/7/10).

POSTSEASON

Year	Team	GP	GS	Tot	TACKLES			Yds	INTERCEPTIONS					FUMBLES		
					Solo	Asst	Sk		No	Yds	Lg	TD	PD	FF	FR	Yds
2005	Chicago	1	1	4	1	3	0.0	0.0	0	0	0	0	1	0	0	0
2006	Chicago	3	3	10	8	2	1.0	1.0	0	0	0	0	0	0	0	0
2010	New Orleans	1	1	8	7	1	1.0	1.0	0	0	0	0	1	0	0	0
NFL Totals		5	5	22	16	6	2.0	2.0	0	0	0	0	2	0	0	0
Saints Totals		1	1	8	7	1	1.0	1.0	0	0	0	0	1	0	0	0

POSTSEASON CAREER HIGHS: Tackles — 8, at Seattle (1/8/11); Sacks — 1 (2x), last at Seattle (1/8/11); Forced Fumbles — 0; Fumble Recoveries — 0; Passes Defensed — 1 (2x), last at Seattle (1/8/11).



Charles BROWN

71

HEIGHT: 6-5 WEIGHT: 297
COLLEGE: SOUTHERN CALIFORNIA
JOINED SAINTS: D2-10
NFL EXPERIENCE: 2
BORN: 4/10/87

T

NFL CAREER – Considered one of the top blockers in the 2010 NFL Draft, as a rookie, Brown provided depth at both tackle spots. A first-team All-Pac-10 selection as a senior and two-year starter at left tackle at USC, he appeared in three games in 2010, contributing primarily on special teams.

CAREER TRANSACTIONS – Signed to a four-year contract, 7/26/10; Selected by the Saints in the second round (64th overall) of the 2010 NFL Draft.

2010 – Played in three games and inactive for other 13 and playoff game... Made NFL debut on special teams in opener vs. Minnesota, Sept. 9... Played on special teams at San Francisco, Sept. 20... Inactive for next 13 games before seeing first action as a reserve lineman vs. Tampa Bay, 1/2/11.

COLLEGE – Appeared in 48 games at USC, starting 27 after originally coming to campus as a TE... Started all 13 games at LT in 2009 and surrendered only two sacks and was penalized only twice, earning *Sporting News* first-team All-American and All-Pac-10 first-team honors... In 2008, started all 13 games at LT, allowed only three sacks and was penalized just once for the nation's 11th ranked offense, earning him All-Pac 10 honorable mention... In 2007, appeared in nine games as a reserve and started one at RT... Appeared in all 13 games as a reserve lineman and on special teams as a redshirt freshman in 2006... Redshirted as a freshman TE before moving to T in middle of season in 2005... Majored in social science psychology.

PERSONAL – Attended Diamond Ranch (Chino Hills, Calif.) HS where he competed as a two-way lineman and TE... Named Los Angeles Times All-San Gabriel Valley Lineman of the Year as a senior... Born April 10, 1987 in Chino Hills, Calif.

CHARLESBROWN

Games Played/Started: New Orleans — (2010, 3/0) Totals: 3/0

POSTSEASON

Games Played/Started: New Orleans — (2010, 0/0) Totals: 0/0



Jermon BUSHROD

74

HEIGHT: 6-5

WEIGHT: 315

COLLEGE: TOWSON

JOINED SAINTS: 04B-07

NFL EXPERIENCE: 5

BORN: 8/19/84

T

NFL CAREER – Bushrod has turned potential into production and become an anchor on the left side of the offensive front. After an understudy role his first two seasons, he's distinguished himself as a starter since 2009, while playing perhaps the offensive line's most difficult position. A fourth-round pick in 2007, he's the only player the club has ever drafted out of Towson.

CAREER TRANSACTIONS – Agreed to terms, 7/29/11; Re-signed to a one-year contract (RFA), 4/13/10; Signed to a three-year contract, 7/20/07; Drafted by the Saints in the fourth round (125th overall) of the 2007 NFL Draft.

2010 – Started all 16 regular season game and one playoff contest at LT for an offense that finished ranked sixth in the NFL. **2009** – Played in 15 games, making 14 starts at LT, inactive vs. NY Jets, Oct. 4 with knee and ankle injuries...Surrendered only 7.5 sacks and was penalized only four times...Sept. 13 vs. Detroit opened first NFL game and didn't allow a sack...Suffered ankle injury at Buffalo, Sept. 27...Did not start at Tampa Bay, Nov. 22, playing in a rotation with Zach Strief...Started all three playoff games for an offensive line that surrendered only two takedowns. **2008** – Inactive for 12 games, dressed but did not play in two and appeared in two on special teams, blocking on kick return units. **2007** – Inactive for 14 games, played in one, and dressed but did not see action in another...Made NFL debut at Houston, Nov. 18, serving as a blocker on kickoff return unit.

COLLEGE – Four-year starter at Towson...All-Atlantic 10 selection at LT in 2006...Finished career with a streak of 38 consecutive starts...Earned third-team all-league honors as a junior and recorded nine TD-resulting blocks...Posted 72 knockdown blocks and was third-team All-Atlantic 10 as a sophomore, his first full season as a starter...Started five games in 2003 after redshirting in 2002.

PERSONAL – Sports management major...Attended King George (Va.) HS, where he was a standout in football, basketball and baseball...Honorable mention all-state selection at T...Bushrod and his offensive line teammates have sponsored an annual holiday bike drive for underprivileged youth since 2009...Has worked as a substitute teacher and done community service work at various NAACP events.

JERMONBUSHROD

Games Played/Started: New Orleans — (2007, 1/0); (2008, 2/0); (2009, 15/14); (2010, 16/16) Totals: 34/30

POSTSEASON

Games Played/Started: New Orleans — (2009, 3/3); (2010, 1/1) Totals: 4/4



Sean
CANFIELD

4

HEIGHT: 6-4 WEIGHT: 223

COLLEGE: OREGON STATE

JOINED SAINTS: D7-10

NFL EXPERIENCE: 1

BORN: 11/12/86

QB

NFL CAREER – A seventh round draft pick of the Saints in 2010, Canfield spent most of the season on the practice squad, serving as the club's third quarterback for one game. The former Oregon State standout will compete for a roster spot in training camp.

CAREER TRANSACTIONS – Signed to a reserve/futures contract, 1/13/11; Signed to the practice squad, 1/7/11; Released from the practice squad, 12/29/10; Signed to the practice squad, 12/27/10; Released from the practice squad, 12/8/10; Signed to the practice squad, 12/4/10; Waived, 12/1/10; Signed to the active roster from the practice squad, 11/23/10; Signed to the practice squad, 11/20/10; Released from the practice squad, 11/10/10; Signed to the practice squad, 11/8/10; Released from the practice squad, 10/27/10; Signed to the practice squad, 10/23/10; Released from the practice squad, 10/13/10; Signed to the practice squad, 10/8/10; Released from the practice squad, 10/6/10; Signed to the practice squad, 10/3/10; Released from the practice squad, 9/23/10; Signed to the practice squad, 9/18/10; Released from the practice squad, 9/6/10; Signed to the practice squad, 9/5/10; Waived, 8/31/10; Agreed to terms on a four-year contract, 7/19/10; Selected in the seventh round (239th overall) of the 2010 NFL Draft.

2010 – Spent most of the season on the practice squad but was the club's third QB for Thanksgiving contest at Dallas, Nov. 25.

COLLEGE – Appeared in 25 games for Oregon State with 24 starts and completed 522-of-861 passes (64.1%) for 5,970 yards, 38 touchdowns and 26 interceptions, while adding three rushing scores...Earned first-team All Pac-10 honors as a senior in 2009, completing 303-of-446 attempts (67.9%) for 3,271 yards with 21 TD throws and only seven interceptions...After missing start of season recovering from a shoulder injury suffered in 2007, served primarily as a backup in 2008 and started two games, completing 56-of-84 passes (66.7%) for 703 yards

with six TDs and two interceptions...In 2007, started first nine games before suffering a throwing shoulder labrum injury and connected on 165-of-286 passes for 1,661 yards, nine touchdowns and five interceptions...As a redshirt freshman in 2006, played in eight games and completed 28-of-45 attempts for 335 yards and two TDs...Majored in philosophy

PERSONAL – Three-year starter at Carlsbad (Calif.) HS, where he earned All-State, All-Avocado and league's Offensive Player of the Year Award each of those seasons...Passed for 42 TDs and 5,165 yards in his prep career...Born Nov. 12, 1986.



**Jonathan
CASILLAS**

52

HEIGHT: 6-1 WEIGHT: 227
COLLEGE: WISCONSIN
JOINED SAINTS: FA-09
NFL EXPERIENCE: 3
BORN: 6/3/87

LB

NFL CAREER – Casillas will look to rebound in 2011 from a training camp foot injury that cost him the entire 2010 season. The former Wisconsin standout made the 53-man roster out of training camp in 2009 as an undrafted free agent and contributed on defense and special teams.

CAREER TRANSACTIONS – Placed on injured reserve, 9/4/10; Signed by Saints as a rookie free agent, 5/4/09.

2010 – Missed entire season following foot injury suffered in preseason finale...Was pushing for a starting role at the time of injury, having finished second on club in preseason with 18 tackles (16 solo), three for a loss, adding one sack for an eight-yard loss and one special teams stop. **2009** – Played in 11 regular season games with two starts at WLB in place of an injured Scott Shanle for last two contests...Recorded 20 tackles (11 solo) and five special teams stops...Appeared in all three postseason games and made one solo tackle and two special teams stops...After being inactive for first two games made NFL debut at Buffalo, Sept. 27 and recorded two special teams tackles...Tied career-high with two special teams tackles vs. Carolina, Nov. 8...Played for the first time on defense at Atlanta, Dec. 13 and had one assisted tackle...Made first NFL start vs. Tampa Bay, Dec. 27 and tied for team lead with ten tackles (seven solo).

COLLEGE – Three-year starter at WLB for Wisconsin, where he recorded 246 tackles (146 solo), four sacks, four forced fumbles, two fumble recoveries, five pass defenses, two interceptions and three blocked punts...All-Big Ten honorable mention selection final three years...Made 62 tackles (34 solo), one sack, one forced fumble, one fumble recovery and one interception as senior...As jun-

ior, had career-high 96 tackles (57 solo), one sack, two forced fumbles and a pass defense...Recorded 83 tackles (53 solo), two sacks, a forced fumble, a fumble recovery, a blocked punt returned for a TD, an interception and four passes defended as sophomore...Blocked two punts as freshman.

PERSONAL – Attended New Brunswick (N.J.) HS, where he received first-team All-State and County Defensive Player of the Year honors in 2004... Majored in Agricultural Business Management...Born, June 3, 1987.

JONATHAN CASILLAS

Year	Team	GP	GS	Tot	TACKLES			Yds	INTERCEPTIONS					FUMBLES		
					Solo	Asst	Sk		No	Yds	Lg	TD	PD	FF	FR	Yds
2009	New Orleans	11	2	20	11	9	0.0	0.0	0	0	0	0	0	0	0	0
2010	New Orleans								INJURED RESERVE							
NFL Totals		11	2	20	11	9	0.0	0.0	0	0	0	0	0	0	0	0

ADDITIONAL STATISTICS: Special Teams Tackles — (2009, 5) Total: 5

CAREER HIGHS: Tackles — 10, vs. Tampa Bay (12/27/09); Sacks — 0; Interceptions — 0; Passes Defended — 0; Forced Fumbles — 0; Fumble Recoveries — 0; Special Teams Tackles — 2 (2x), last vs. Carolina (11/8/09).

POSTSEASON

Year	Team	GP	GS	Tot	TACKLES			Yds	INTERCEPTIONS					FUMBLES		
					Solo	Asst	Sk		No	Yds	Lg	TD	PD	FF	FR	Yds
2009	New Orleans	3	0	1	1	0	0.0	0.0	0	0	0	0	0	0	0	0
NFL Totals		3	0	1	1	0	0.0	0.0	0	0	0	0	0	0	0	0

ADDITIONAL POSTSEASON STATISTICS: Special Teams Tackles — (2009, 2) Total: 2

POSTSEASON CAREER HIGHS: Tackles — 1, vs. Arizona (1/16/10); Sacks — 0; Interceptions — 0; Passes Defended — 0; Forced Fumbles — 0; Fumble Recoveries — 0; Special Teams Tackles — 1 (2x), last vs. Indianapolis (2/7/10).



Jeff CHARLESTON 97

HEIGHT: 6-4 WEIGHT: 265
COLLEGE: IDAHO STATE
JOINED SAINTS: FA-08
NFL EXPERIENCE: 5
BORN: 1/19/83

DE

NFL CAREER – Since being signed by the club as a free agent in October 2008, Charleston has evolved into a significant member New Orleans' defensive line rotation as well as being a valuable contributor on special teams. The high-energy end has appeared in 55 career games, with four starts. First signed by Houston as an undrafted free agent in 2006, Charleston latched on with Indianapolis in 2007 before coming to New Orleans. In his career, he's recorded 103 stops, seven sacks, three forced fumbles, one fumble recovery and 31 special teams tackles.

CAREER TRANSACTIONS – Agreed to terms, 8/5/11; Re-signed to a one-year contract (RFA), 3/26/10; Signed by Saints (FA), 10/14/08; Waived by Indianapolis Colts, 8/31/08; Signed by Indianapolis, 1/4/07; Waived by Houston Texans, 9/1/06; Signed by Houston as an undrafted free agent, 5/4/06.

2010 – Appeared in all 16 games with one start and finished with 35 tackles (21 solo), three sacks, two passes defended, two forced fumbles and one fumble recovery...Added seven special teams tackles...Received first career start as a Saint, opening at RDE in place of injured Will Smith at Arizona, Oct. 10 and had five tackles (three solo), one for a loss...Made three tackles (two solo) and notched his first sack of 2010 at Carolina, Nov. 7...Made three tackles and two special teams stops vs. Seattle, Nov. 21...Played in 50th career game at Dallas, Nov. 25 and recorded two solo tackles and two special teams stops...Sacked QB Sam Bradford for a loss of eight yards, among his five tackles (three solo) and added a pass defended and a special teams stop vs. St. Louis, Dec. 12...Recorded two solo tackles and forced a fumble by RB Michael Turner near the goal line that was recovered by LB Marvin Mitchell at Atlanta, Dec. 27...Made two tackles, including a ten-yard sack of QB Josh Freeman, where he stripped the ball, recovered it and also knocked down a pass vs. Tampa Bay, 1/2/11...Made three tackles in NFC Wild Card Playoff at Seattle, 1/8/11. **2009** – Played in all 16 regular season games, making 15 tackles as a reserve defender and seven more tackles on special teams...Also played in all three postseason contests, notching nine tackles...Made one defensive tackle, another on special teams and also alertly fielded a short kickoff at Buffalo, Sept. 27...Played on special teams and made two tackles in kick coverage at Washington, Dec. 6...Recorded one defensive tackle along with two more stops on special teams vs. Tampa Bay, Dec. 27...Saw extended playing time at Carolina, 1/3/10, and finished with season-best five tackles...Made postseason career-best five tackles in NFC Divisional Playoff against Arizona as he received more extensive playing time...Recorded two tackles in the NFC Championship vs. Minnesota...Played as a reserve in Super Bowl XLIV and made two tackles. **2008** – Signed by Saints, Oct. 14...Appeared in 10 games and posted 11 tackles (eight solo) and three sacks, tied for third on team. Also finished tied for fifth on club with 15 special teams tackles...Recorded the first two-sack game of his career as he dropped QB Tyler Thigpen twice at Kansas City, Nov. 16...Had two tackles and a sack at Detroit, Dec. 21. **2007** – Opened final three games of season at RDE for Indianapolis, appearing in 13 contests overall...Served as a reserve and on special teams in the Colts' remaining games...Had 42 tackles (22 solo), a sack, deflected two passes and forced a fumble...Had five tackles, a sack and a forced fumble at Baltimore, Dec. 9...Had season-high 11 tackles at Oakland, Dec. 16, in first career start...Followed up vs. Houston, Dec. 23 with seven tackles and two pass defenses.

COLLEGE – Played one season at Idaho State after transferring from Division II Western Oregon...Sat out 2004 season per NCAA transfer regulations...As a senior in 2005, registered 12 sacks, 56 tackles and two forced fumbles...A two-time All-Great Northwest Athletic Conference pick at Western Oregon...Majored in biology.

PERSONAL – Full name: Jeffrey David Charleston...Born Jan. 19, 1983 in Oregon City, Ore....Played at Central (Independence, Ore.) HS, where he lettered three years in football and basketball...Was an All-Oregon pick at TE and second-team selection at LB.

JEFF CHARLESTON

Year	Team	GP	GS	Tot	TACKLES				Yds	INTERCEPTIONS					FUMBLES		
					Solo	Asst	Sk			No	Yds	Lg	TD	PD	FF	FR	Yds
2007	Indianapolis	13	3	42	22	20	1.0		0.0	0	0	0	0	2	1	0	0
2008	New Orleans	10	0	11	8	3	3.0		25.0	0	0	0	0	0	0	0	0
2009	New Orleans	16	0	15	3	12	0.0		0.0	0	0	0	0	0	0	0	0
2010	New Orleans	16	1	35	21	14	3.0		28.0	0	0	0	0	2	2	1	0
NFL Totals		55	4	103	54	49	7.0		53.0	0	0	0	0	4	3	1	0
Saints Totals		42	1	61	32	29	6.0		53.0	0	0	0	0	2	2	1	0

ADDITIONAL STATISTICS: Special Teams Tackles — (2007, 2); (2008, 15); (2009, 7); (2010, 7) **Total: 31; Kickoff Returns** — (2009, 2 for 11 yards, 11 long) **Total: 2 for 11 yards, 11 long.**

CAREER HIGHS: Tackles — 11, at Oakland (12/16/07); Sacks — 2, at Kansas City (11/16/08); Interceptions — 0; Passes Defended — 2, vs. Houston (12/23/07); Forced Fumbles — 1 (3x), last vs. Tampa Bay (1/2/11); Fumble Recoveries — 1, vs. Tampa Bay (1/2/11); Special Teams Tackles — 8, vs. Green Bay (11/24/08).

POSTSEASON

Year	Team	GP	GS	Tot	TACKLES				Yds	INTERCEPTIONS					FUMBLES		
					Solo	Asst	Sk			No	Yds	Lg	TD	PD	FF	FR	Yds
2007	Indianapolis	1	0	0	0	0	0.0		0.0	0	0	0	0	0	0	0	0
2009	New Orleans	3	0	9	3	6	0.0		0.0	0	0	0	0	0	0	0	0
2010	New Orleans	1	0	3	2	1	0.0		0.0	0	0	0	0	0	0	0	0
NFL Totals		5	0	12	5	7	0.0		0.0	0	0	0	0	0	0	0	0

POSTSEASON CAREER HIGHS: Tackles — 5, vs. Arizona (1/16/10); Sacks — 0; Forced Fumbles — 0; Fumble Recoveries — 0; Passes Defended — 0.



Marques COLSTON

12

HEIGHT: 6-4 WEIGHT: 225

COLLEGE: HOFSTRA

JOINED SAINTS: D7B-06

NFL EXPERIENCE: 6

BORN: 6/5/83

WR

NFL CAREER – Through his first five seasons, Colston's established himself as one of the NFL's most difficult-to-defend targets. He's dependable – moving the chains for 261 first downs, already ranking third in club history in receptions with 369 and hauling in eight or more grabs in 17 contests. He's also ranked third in club record books with 5,097 receiving yards and 40 touchdown grabs. Colston is also explosive, notching four games with 150 yards or more, 16 with over 100 and having scored 40 touchdowns. He's the only player in club record books to have a pair of back-to-back 1,000 yard receiving seasons. He's gone about it while keeping a low profile, emerging as an impact player soon after

being drafted 252nd overall in 2006. Since his arrival, Colston has led the Saints in receiving four times and had a quartet of 1,000-yard seasons. He's only the sixth NFL player to reach 1,000 receiving yards in four of his first five seasons. In 2007, he set a club record with 98 catches, and in 2006 had 869 yards after his first nine games – the quickest start of any player in league history. Colston led the Saints in 2010 by hauling in 84 passes for 1,023 yards and seven touchdowns.

CAREER TRANSACTIONS – Signed a three-year contract extension, 7/23/08; Signed to a three-year contract, 7/18/06; Selected by New Orleans in the seventh round (252nd overall) in the 2006 NFL Draft.

HONORS – 2010: *USA Today* All-Joe; **2006:** *Pro Football Weekly*/PFWA All-Rookie; Dallas Morning News All-Rookie; NFL Rookie of the Month (October).

2010 – Started 11 of the 15 games he appeared in and led the Saints in catches and yardage with 84 receptions for 1,023 yards (12.2 avg.) with seven touchdowns and added a one-yard rush...Finished ranked sixth in the NFC and tenth in the NFL in receptions and ninth in conference and 15th in the league in yardage...Had seven catches of 25 yards or more and 57 of his catches went for first downs, leading team in that category...In opener at Minnesota, Sept. 9, led team with 62 yards on five receptions...Hauled in five grabs for a team-best 67 yards at San Francisco, Sept. 20. On game's last drive, made an acrobatic 30-yard catch to bring Saints to 49ers 18-yard line to set up game-winning field goal...Led Saints in receiving with seven catches for 97 yards at Arizona, Oct. 10. It was the seventh time he has had over 90 yards in his career, but fallen short of 100...Led team in catches with five receptions for 53 yards at Tampa Bay, Oct. 17. Four of his grabs moved the chains for first downs, including two third down receptions...Led Saints in catches and yardage with eight receptions for 112 yards and a TD vs. Cleveland, Oct. 24, the start of a productive three-game stretch...Caught six passes for 75 yards with a fourth quarter 16-yard TD catch to extend Saints' lead to 13-3 on Halloween night vs. Pittsburgh, Oct. 31. His 27-yard grab on a first-and-20 pass play with only 35 seconds left in the second quarter put Saints in field goal range to tie the game going into halftime. Performance completed a month where he finished with 32 receptions for 373 yards with two TDs, tying for the NFL lead in catches for October...Led Saints in receiving with eight catches for 65 yards at Carolina, Nov. 7...Led team in receptions and yardage with eight catches for a season-high 113 yards, including second quarter TD grabs of 22 and 23 yards at Seattle, Nov. 21. His second TD grab was the 37th of his career, tying him for third on the club's all-time list with Danny Abramowicz...Posted 16th career 100-yard performance when he again led Saints in receiving and yardage with six grabs for 105 yards on Thanksgiving at Dallas, Nov. 25. A 22-yard grab on the fourth quarter put him in third place on the club's receiving yardage list past Abramowicz...Reeled in three passes for 65 yards and a TD in come-from-behind win at Cincinnati, Dec. 5. Had a first quarter 43-yard catch that put the Saints in field goal range on their first drive...Converted a three-yard scoring reception with 31 seconds remaining that put Saints back up and put him in sole possession of third place on club's all-time TD grab list past Abramowicz...Had

five-yard and 17-yard TD receptions in first quarter on third downs to give Saints a 14-0 lead vs. St. Louis, Dec. 12...Pulled in six passes for a club-best 80 yards at Baltimore, Dec. 19, passing 1,000 yards for season and 5,000 yard mark for career...Returned to starting lineup 11 days after undergoing knee surgery that caused him to miss regular season finale vs. Tampa Bay, 1/2/11, in NFC Wild Card Playoff at Seattle, 1/8/11 and caught four passes for 66 yards. **2009** – Played in all 16 games, starting 14 contests and led club with 70 catches and 1,074 yards (15.3 avg). Tied for the team-lead with nine receiving touchdowns and added a six-yard rush...Had 12 catches of 25 yards or more and 54 of his grabs went for



WORTHNOTING

While Colston is extremely adept at moving the chains - 261 of his 369 career catches have gone for a first down - he has also been a big-play threat who can stretch the field. He has ten receptions of over 40 yards in his career, including touchdown grabs of 86 and 70 yards. In 72 career games, Colston has 72 catches of 20 yards or more.

No player in league history caught more passes in their first two seasons than the 168 that Colston hauled in from 2006-07.

Colston holds the club record for catches in a season with 98 in 2007 and tied the team mark that year with 11 receiving TDs.

Colston has posted 16 games with over 100 receiving yards. Only two Saints have reached the century mark more than him.

Colston has twice put together streaks of three-straight 100-yard games, one of only two players to reach the milestone in three consecutive games (Joe Horn, 2000) and the lone player in club history to have achieved the feat twice.

first downs, leading the team in the category...Added 15 catches for 188 yards in three postseason games, including six for 83 and a two-yard TD vs. Arizona and seven grabs for 83 yards in Super Bowl XLIV vs. the Colts...Caught 25th career TD in opener vs. Detroit, Sept. 13...Led team vs. Philadelphia, Sept. 20, with two first half TDs (15 and 25 yards) on a team-high eight catches for 98 yards. Had a season-high 166 yards and a TD on eight catches vs. NY Giants, Oct. 18, including a 40-yard reception...Led club with five catches for 72 yards and a ten-yard TD at Miami, Oct. 25...Nov. 2 vs. Atlanta, led team again with six catches for 85 yards and an 18-yard TD...Vs. New England, Nov. 30, caught four passes for 121 yards, including a season-long 68-yard reception and a 20-yard TD. Combined with Devery Henderson (three receptions for 116 yards) for the eighth time a Saints duo had 100-yards receiving...Had a 40-yard TD at Washington, Dec. 6...At Atlanta, Dec. 13, started and had six receptions for 54 yards and a TD...Led team with 86 yards on five grabs vs. Dallas, Dec. 19...Crossed 1,000-yard mark for year with 77 yards on eight grabs vs. Tampa Bay, Dec. 27. 2008 – Played in 11 games, with six starts...Completed season with 47 catches for 760 yards (16.2 avg.) with five touchdowns...Of receptions, 12 were of 20 yards or more, and 35 went for a first down...Capped season with extremely productive three-game stretch, hauling in 22 passes for 306 yards and four TDs...Suffered a torn ligament in left thumb in opener vs. Tampa Bay, Sept. 7. Had three catches for 26

yards in contest, but was forced to leave game...Injury required surgery and he would be placed on inactive list for next five games. He would also play most of season with a protective brace on his left hand and also played much of 2008 with an injured knee...Returned at Carolina, Oct. 19 but did not have a reception... Oct. 26 vs. San Diego hauled in two passes for 56 yards, including 49-yard catch and run...Back in starting lineup at Atlanta, Nov. 9 and had seven grabs for 140 yards, with 48-yard reception...Nov. 24 vs. Green Bay had one catch for a 70-yard touchdown...At Tampa Bay, Nov. 30, had six catches for 106 yards...At Chicago, Dec. 11, hauled in six passes for 84 yards and a TD...Posted nine grabs for 99 yards and two TDs at Detroit, Dec. 21...Notched third 100-yard day of season in finale vs. Carolina, Dec. 28, recording seven catches for 123 yards and a TD. **2007** – Played in all 16 games, starting 14...Led club with 98 catches for



WORTHNOTING

Colston is ranked third in team record books in receptions (369), receiving yardage (5,097) and receiving touchdowns (40). His receiving TD total is tied sixth in the NFL since entering the NFL in 2006 during this time.

With 1,023 yards receiving in 2010, Colston is now tied with Joe Horn for the most 1,000 yard seasons in franchise history with four. Colston is the only Saint to have back-to-back 1,000 yard seasons on two occasions (2006-07, 2009-10).

Colston had his fourth 10-plus reception game of his career vs. Cleveland (10/24/10), putting him just behind Joe Horn (5, 2000-06) for second on the club's all-time list.

With 40 touchdown receptions since entering the NFL in 2006, Colston's total is currently tied for sixth during this period, also ranked third in club record books.

1,202 yards and 11 TDs and ranked third in average per catch (12.3)...Reception total was a team record, touchdown total tied a team record (Joe Horn, 2004) and yardage ranks fourth in club record books...Became the third player in club history to record back-to-back 1,000-yard seasons, joining Horn (2000-02) and Eric Martin (1988-89)...Also led the team in first downs with 64, and had 14 catches of 20 yards or more...Led club in receptions in 10 contests, recorded eight or more catches in eight games, and caught at least one TD in seven games...Had eight catches for 70 yards at Tampa Bay, including a four-yard TD, Sept. 16...Led team with four grabs for 68 yards vs. Tennessee, Sept. 24...Despite not starting, hauled in three TDs - of 17, three and 15 yards - at San Francisco, Oct. 28. Led club with eight catches for 85 yards...Posted season-best 10 grabs for 159 yards vs. Jacksonville, Nov. 4. Eight of his catches were for first downs...Followed with eight catches for 129 yards, with a long of 36, vs. St. Louis, Nov. 11...At Houston, Nov. 18, notched his third-straight 100-yard day with nine grabs for 118 yards...Continued hot streak at Carolina, Nov. 25, with seven catches for 93 yards - including a season-long 45-yard grab...Contest completed a November when he had 34 receptions for 499 yards and a TD, more than any NFL player for the month...Dec. 10 at Atlanta, hauled in nine passes for 92 yards and a pair of touchdowns...Had eight-catch, 114-yard performance vs. Arizona, Dec. 16, including

SNAPSHOTS

TD RECEPTIONS IN THE NFL SINCE 2006

Player, Team	No.
1. Randy Moss, Oak., NE, Min., Ten.	55
2. Terrell Owens, Dal., Buf., Cin.	52
3. Larry Fitzgerald, Ari.	47
4. Antonio Gates, SD	44
5. Reggie Wayne, Ind.	41
6t. Marques Colston, NO	40
6t. Greg Jennings, GB	40

COLSTON BY THE NUMBERS

369 – Career grabs, the third-highest total in club history and tied for 14th highest in the NFL since 2006.

5,097 – Career receiving yardage, tenth-highest in the NFL since 2006 and third-highest in club history.

16 – Colston has over 100 yards receiving on 16 occasions - including four games with over 150 yards. Only two other players (Joe Horn-27 and Eric Martin-18) have reached the milestone as often as Colston.

17 – The number of contests over the last five seasons when Colston has recorded eight or more receptions.

285 – Receptions in his first four seasons, the highest total by a Saints' draft pick over his opening four years. Only ten other players in NFL history have more grabs in their first four seasons.

261 – Career receptions that have moved the chains for a first down - 70.7 percent of his catches.

44 – Catches of 25 yards or more during his career, including touchdowns of 86 and 70 yards. He has 72 catches of 20 yards or more.

455 – Receiving yardage in a three-game stretch in 2006 (10/29-11/12), the most yardage over such a span in club record books. He had over 100 yards in all three contests, a streak that he equaled again in 2007.

7 – While Colston ranks third in club history with 16 games with over 100 yards receiving, he has had over 90 yards in seven other contests.

9 – The number of multiple-touchdown games in Colston's career.

5 – Consecutive games with a touchdown reception that Colston posted from December 11, 2008 through the 2009 contest at Philadelphia, September 27. Colston shares the record with Moore who first extended the mark in 2008.

19-yard TD...At Chicago, Dec. 30, caught eight passes for 94 yards prior to departing game early in the third quarter with injured wrist. Had two TD grabs - his third multi-TD game of the year - including a 21-yard catch-and-run in the second quarter that tied the club record for touchdown catches in a season. **2006** - Played in 14 games with 12 starts...Inactive at Atlanta, Nov. 26, and vs. San Fran-

CAREER GAME BY GAME

RECEIVING

2010	GP	ST	REC	YDS	AVG	LG	TD	2007	GP	ST	REC	YDS	AVG	LG	TD
9/9 MIN	X	X	5	62	12.4	28	0	9/6 @ IND	X	X	6	47	7.8	13	0
9/20 @SF	X	X	5	67	13.4	30	0	9/16 @ TB	X	X	8	70	8.8	16	1
9/26 ATL	X		4	25	6.3	9	0	9/24 TEN	X	X	4	68	17.0	37	0
10/3 CAR	X	X	4	36	9.0	15	0	10/7 CAR	X	X	4	31	7.8	15	0
10/10 @ARZ	X	X	7	97	13.9	27	0	10/14 @ SEA	X	X	1	2	2.0	21	1
10/17 @TB	X	X	5	53	10.6	16	0	10/21 ATL	X	X	3	45	15.0	33	0
10/24 CLE	X	X	10	112	11.2	24	1	10/28 @ SF	X		8	85	10.6	17t	3
10/31 PIT	X		6	75	12.5	27	1	11/4 JAX	X		10	159	15.9	30	0
11/7 @CAR	X		8	65	8.1	16	0	11/11 STL	X	X	8	129	16.1	36	0
11/21 SEA	X	X	8	113	14.1	23t	2	11/18 @ HOU	X	X	9	118	13.1	32	0
11/25 @DAL	X	X	6	105	17.5	28	0	11/25 @ CAR	X	X	7	93	13.3	45	1
12/5 @CIN	X	X	3	65	21.7	43	1	12/2 TB	X	X	2	39	19.5	40	0
12/12 STL	X	X	5	46	9.2	17t	2	12/10 @ ATL	X	X	9	92	10.2	25	2
12/19 @BAL	X	X	6	81	13.5	27	0	12/16 ARZ	X	X	8	114	14.3	21	1
12/27 @ATL	X		2	21	10.5	12	0	12/23 PHI	X	X	3	16	5.3	11	0
1/2 TB				Inactive (knee)				12/30 @ CHI	X	X	8	94	11.8	21t	2
2010 Season	15	11	84	1,023	12.2	43	7	2007 Season	16	14	98	1,202	12.3	45	11

2009	GP	ST	REC	YDS	AVG	LG	TD	2006	GP	ST	REC	YDS	AVG	LG	TD
9/13 DET	X	X	3	30	10.0	14	1	9/10 @ CLE	X	X	4	49	12.3	20	1
9/20 @PHI	X	X	8	98	12.3	25t	2	9/17 @ GB	X	X	4	58	14.5	35t	1
9/27 @BUF	X	X	4	67	16.8	32	0	9/25 ATL	X		7	97	13.9	29	0
10/4 NYJ	X	X	2	33	16.5	17	0	10/1 @ CAR	X	X	5	132	26.4	86t	1
10/18 NYG	X	X	8	166	20.8	40	1	10/8 TB	X	X	3	38	12.7	18	0
10/25 @MIA	X	X	5	72	14.4	25	1	10/15 PHI	X	X	4	40	10.0	12	1
11/2 ATL	X	X	6	85	14.2	29	1	10/29 BAL	X	X	6	163	27.2	53	2
11/8 CAR	X	X	1	45	45.0	45	0	11/5 @ TB	X	X	11	123	11.2	24	1
11/15 @STL	X		2	17	8.5	9	0	11/12 @ PIT	X	X	10	169	16.9	29	0
11/22 @TB	X	X	5	74	14.8	21	0	11/19 CIN	X	X	0	0	0.0	0	0
11/30 NE	X	X	4	121	30.3	68	1	11/26 @ ATL				Inactive			
12/6 @WAS	X	X	2	46	23.0	40t	1	12/3 SF				Inactive			
12/13 @ATL	X	X	6	54	9.0	20	1	12/10 @ DAL	X	X	5	48	9.6	12	0
12/19 DAL	X	X	5	86	17.2	35	0	12/17 WAS	X		7	84	12.0	24	0
12/27 TB	X		8	77	9.6	16	0	12/24 @ NYG	X	X	4	37	9.3	23	1
1/3 @CAR	X	X	1	3	3.0	3	0	12/31 CAR	X	X	0	0	0.0	0	0
2009 Season	16	14	70	1,074	15.3	68	9	2006 Season	14	12	70	1,038	14.8	86t	8

2008	GP	ST	REC	YDS	AVG	LG	TD
9/7 TB	X	X	3	26	8.7	16	0
9/14 @WAS				Inactive			
9/21 @DEN				Inactive			
9/28 SF				Inactive			
10/6 MIN				Inactive			
10/12 OAK				Inactive			
10/19 @CAR	X		0	0	0.0	0	0
10/26 SD	X		2	56	28.0	49	0
11/9 @ATL	X	X	7	140	20.0	48	0
11/16 @KC	X	X	3	30	10.0	15	0
11/24 GB	X		1	70	70.0	70t	1
11/30 @TB	X	X	6	106	17.7	37	0
12/7 ATL	X	X	3	26	8.7	11	0
12/11 @CHI	X		6	84	14.0	24	1
12/21 @DET	X		9	99	11.0	30	2
12/28 CAR	X	X	7	123	17.6	26t	1
2008 Season	11	6	47	760	16.2	70t	5

cisco, Dec. 3, with ankle injury sustained vs. Cincinnati, Nov. 19...Led NFL rookies with a team-high 1,038 receiving yards, a club record for rookies...Eight receiving TDs tied club rookie record (WR Donté Stallworth, 2002)...Started both postseason contests and had 10 catches for 118 yards, including five for 63 yards and a 13-yard TD in NFC Championship at Chicago...Had 15 catches of 20 or more yards, including four of plus-40...Opened career with four catches for 49 yards and 12-yard scoring grab at Cleveland, Sept. 10...At Green Bay, Sept. 17, notched four grabs for 58 yards with 35-yard TD in fourth quarter that would give the Saints the lead after once trailing 13-0...Didn't start but had seven receptions for 97 yards vs. Atlanta, Sept. 25...Started at Carolina, Oct. 1, and had five catches for 132 yards and an 86-yard TD in fourth quarter - the longest in club history for a rookie. The last players in NFL record books to have a receiving touchdown of 86 yards or more within their first four NFL games were QB Mark Malone of Pittsburgh, who in his third contest had a 90-yard scoring grab in 1981, and Detroit RB Billy Sims, who had an 87-yard TD catch in his second game...Posted six receptions for a 163 yards and two TDs vs. Baltimore, Oct. 29. Scoring grabs were of 25 and 47 yards in the fourth quarter, and also had a 53-yard grab. Combined with WR Joe Horn (126) to give the Saints two 100-yard receivers for sixth time in club history. Yardage total was highest in club history for a rookie at that point... Named NFC Rookie of the Month for October, a span where Colston had 373 yards and four TDs...At Tampa Bay, Nov. 5, recorded career-best 11 grabs for 123 yards and a TD. Set a club rookie record with third 100-yard day. Combined with Devery Henderson (111) for seventh time the Saints have had two 100-yard receivers in same game. It was the first time the club had a duo achieve the feat in back-to-back games...Notched 10 catches for 169 yards at Pittsburgh, Nov. 12, breaking his two-week-old club record for most receiving yards in a game by a rookie. Over the previous three-game stretch, he recorded 27 catches for 455 yards and three TDs, the best three-game totals in club history...Suffered a sprained ankle in early moments vs. Cincinnati, Nov. 19, and forced to miss the next two games...Had five catches for 78 yards vs. Washington, Dec. 17 and went over 1,000 yards on season, becoming first rookie in team history to reach the milestone.

COLLEGE – Four-year standout at Hofstra, appearing in 40 career games with 37 starts and posting 182 catches for 2,834 yards, with 22 touchdowns...All-Atlantic 10 as a senior after hauling in a career-high 70 receptions for 975 yards (13.9 avg.) and nine TDs... Sidelined in 2004 while recovering from shoulder injury...As a junior in 2003, led team with 51 receptions for 910 yards (17.8 avg.) and seven TDs...In 2002, recorded 47 grabs for 614 yards and three TDs... Posted 14 catches for 335 yards (23.9 avg.) and three TDs as freshman.

PERSONAL – Lone player Saints have drafted out of Hofstra...Attended Susquehanna Township (Pa.) HS, where he lettered four times in football and was three-year member of track team...All-conference at WR and DE as senior...Had 37 catches for 412 yards and blocked three PATs in 2000...Interdisciplinary studies major...Born June 5, 1983 in Harrisburg, Pa.

MARQUESCOLSTON

		RECEIVING						
Year	Team	GP	GS	No	Yds	Avg	Lg	TD
2006	New Orleans	14	12	70	1,038	14.8	86t	8
2007	New Orleans	16	14	98	1,202	12.3	45	11
2008	New Orleans	11	6	47	760	16.2	70t	5
2009	New Orleans	16	14	70	1,074	15.3	68	9
2010	New Orleans	15	11	84	1,023	12.2	43	7
NFL Totals		72	57	369	5,097	13.8	86t	40

ADDITIONAL STATISTICS: Rushing — (2009, 1 att., 6 yards); (2010, 1 att., 1 yard) **Total: 2 att., 7 yards.**

CAREER HIGHS: Receptions — 11, at Tampa Bay (11/5/06); **Receiving Yards** — 169, at Pittsburgh (11/12/06); **Long Reception** — 86t, at Carolina (10/1/06); **Receiving TDs** — 3, at San Francisco (10/28/07).

POSTSEASON

				RECEIVING				
Year	Team	GP	GS	No	Yds	Avg	Lg	TD
2006	New Orleans	2	2	10	118	11.8	29	1
2009	New Orleans	3	3	15	188	12.5	27	1
2010	New Orleans	1	1	4	66	16.5	30	0
NFL Totals		6	6	29	372	12.8	30	2

POSTSEASON CAREER HIGHS: Receptions — 7, vs. Indianapolis (2/7/10); **Receiving Yards** — 83 (2x), last vs. Indianapolis (2/7/10); **Long Reception** — 30, at Seattle (1/8/11); **Receiving TDs** — 1 (2x), last vs. Arizona (1/16/10).



**Chase
DANIEL**

10

HEIGHT: 6-0 WEIGHT: 225
COLLEGE: MISSOURI
JOINED SAINTS: FA-09
NFL EXPERIENCE: 3
BORN: 10/7/86

QB

NFL CAREER — Originally signed by the Washington Redskins as an undrafted free agent in 2009, Daniel joined the Saints following training camp and split time between the practice squad and active roster. In 2010, he spent the entire season as the club's backup and also handled holding duties for the final 13 games.

CAREER TRANSACTIONS — Signed by Saints to active roster, 1/2/10; Re-signed to practice squad, 12/11/09; Released from practice squad, 12/9/09; Signed to practice squad, 11/20/09; Waived, 11/17/09; Re-signed, 10/16/09; Waived, 10/12/09; Signed to active roster, 9/26/09; Signed by Saints to practice squad, 9/6/09; Waived by Washington Redskins, 9/5/09; Signed as a college free agent by Washington, 4/30/09.

2010 — Spent entire season as Drew Brees' backup...Appeared in 13 regular sea-

son games and one playoff game, serving as team's holder for extra points and field goals, while also seeing limited duty at quarterback in a pair of contests where he completed two of three passes for 16 yards and carried the ball twice for 16 yards... Ran for 16 yards on a quarterback keeper at Carolina, Nov. 7... Completed two-of-three passes for 16 yards in fourth quarter appearance vs. Tampa Bay, 1/2/11.

2009 – Split rookie season between active roster and practice squad, dressing for eight games (seven as the third quarterback) but did not see any playing time... Served as third quarterback for entire postseason.

COLLEGE – Led Missouri to a 30-11 record over three years as a starter, including the first two Big 12 North Division titles in school history... Completed 1,094-of-1,609 passes (68.0%) for 12,515 yards with 101 TDs and 41 interceptions with a 149.0 rating... Added 970 yards on 364 carries and 10 TDs... Amassed 13,485 yards of total offense... Became first QB in school history to record three straight 3,000-yard seasons... Established single-season career highs in completions (385), passing yards (4,335), TDs (39), completion percentage (72.9) and rating (159.4) as senior... Earned following accolades after senior season: Draddy Trophy Finalist, Wuerffel Trophy Finalist, Unitas Golden Arm Award Finalist, Manning Award Finalist, National Football Foundation Scholar-Athlete, Maxwell Award Semi-finalist, Davey O'Brien Award Semi-finalist, Honorable Mention All-American (*Sports Illustrated*), Honorable Mention All-Big 12 (Coaches), First-Team Academic All-Big 12... As junior, led Missouri to record 12 wins, their first-ever Big 12 North championship, a New Year's Day bowl win for the first time since 1966, and school-best No. 4 final AP ranking... Became Tigers' first Heisman finalist (fourth overall)... Passed for then-school record 4,306 yards and 33 TDs, with 147.9 rating as junior... Received Davey O'Brien Award, Walter Camp Award, was Second-Team All-American (*AP*, Walter Camp, *Sporting News*, *Rivals.com*), Honorable Mention All-American, Big 12 Offensive Player of the Year (*AP*, Coaches), First-Team All-Big 12 (*AP*, Coaches, *Dallas Morning News*, *Ft. Worth Star-Telegram*, *San Antonio Express-News*) and First-Team Academic All-Big 12... Set Big 12 record with 254 consecutive passes without an interception (17 shy of NCAA record)... As sophomore, shattered then-school single-season records for yardage (3,527) and TDs (28) in first year as starter... Graduated with degree in business finance.

PERSONAL – Named 2004 EA Sports National High School Player of the Year at Southlake Carroll (Tex.) HS, where he was a teammate of LS Justin Drescher and K Garrett Hartley... Led team to perfect 16-0 record in 2004 and Class 5A state championship, in addition to a No. 1 national ranking and mythical national title.

CHASEDANIEL

PASSING

Year	Team	GP	GS	Att	Cmp	Pct	Yds	Yds/Att	TD	Int	Lg	Sk	Lst	Rating
2009	New Orleans	0	0	0	0	0.0	0	0.0	0	0	0	0	0	0.0
2010	New Orleans	13	0	3	2	66.7	16	5.3	0	0	9	1	10	79.9
NFL Totals		13	0	3	2	66.7	16	5.3	0	0	9	1	10	79.9

Career record as starter: 0-0.

RUSHING

Year	Team	Att	Yds	Avg	Lg	TD
2009	New Orleans	0	0	0.0	0	0
2010	New Orleans	2	16	8.0	16	0
NFL Totals		2	16	8.0	16	0

CAREER HIGHS: Attempts — 3, vs. Tampa Bay (1/2/11); Completions — 2, vs. Tampa Bay (1/2/11); Completion Pct. — 66.7 (2 for 3), vs. Tampa Bay (1/2/11); Passing Yards — 16, vs. Tampa Bay (1/2/11); Long Pass — 9, vs. Tampa Bay (1/2/11); Interceptions — 0; Passing TDs — 0; Passer Rating — 79.9, vs. Tampa Bay (1/2/11); Rushes — 1 (2x), last vs. Tampa Bay (1/2/11); Rushing Yards — 16, at Carolina (11/7/10); Long Rush — 16, at Carolina (11/7/10); Rushing TDs — 0.

POSTSEASON

PASSING

Year	Team	GP	GS	Att	Cmp	Pct	Yds	Yds/Att	TD	Int	Lg	Sk	Lst	Rating
2010	New Orleans	1	0	0	0	0.0	0	0.0	0	0	0	0	0	0.0
NFL Totals		1	0	0	0	0.0	0	0.0	0	0	0	0	0	0.0

Career postseason record as starter: 0-0.

RUSHING

Year	Team	Att	Yds	Avg	Lg	TD
2010	New Orleans	0	0	0.0	0	0
NFL Totals		0	0	0.0	0	0

POSTSEASON CAREER HIGHS: Attempts — 0; Completions — 0; Completion Pct. — 0; Passing Yards — 0; Long Pass — 0; Interceptions — 0; Passing TDs — 0; Passer Rating — 0; Rushes — 0; Rushing Yards — 0; Long Rush — 0; Rushing TDs — 0.



Brian de la PUENTE 60

HEIGHT: 6-3 WEIGHT: 306
COLLEGE: CALIFORNIA
JOINED SAINTS: FA-11
NFL EXPERIENCE: 2
BORN: 5/13/85

G

NFL CAREER — After spending the final two-and-a-half months of the 2010 season on the club's practice squad, Brian de la Puente will compete for a roster spot on the offensive line in 2011. Originally signed as an undrafted free agent by San Francisco in 2008, de la Puente spent the part of the 2008 season on Kansas City's active roster and has also served stints on the practice squads of the Chiefs, Carolina and Seattle.

CAREER TRANSACTIONS — Signed by New Orleans to a fu-

ture contract, 1/13/11; Signed to practice squad 10/15/010; Released from Seattle Seahawks practice squad, 9/21/10; Signed to Seattle practice squad, 9/16/10; Waived by 49ers, 9/3/10; Signed to reserve/future contract by 49ers, 1/22/10; Signed to Carolina Panthers practice squad, 11/17/09; Released from Seattle practice squad, 11/10/09; Signed to practice squad by Seattle, 9/30/09; Released from Seattle practice squad, 9/22/09; Signed to Seattle practice squad, 9/16/09; Waived by Seattle, 9/5/09; Claimed off waivers by Seattle, 8/25/09; Waived by Kansas City Chiefs, 8/24/09; Signed by Kansas City to active roster, 12/30/08; Signed by Kansas City to practice squad, 10/30/08; Waived by Kansas City, 10/29/08; Claimed off of waivers by Kansas City, 9/1/08; Waived by 49ers, 8/30/08 Signed by 49ers as an undrafted rookie free agent, 5/1/08.

2010 – After going to training camp with 49ers, spent one week on Seattle’s practice squad, before joining Saints practice squad, Oct. 15 for remainder of season. **2009** – After going to training camp with Chiefs, had stints on Seattle and Carolina practice squads throughout the season. **2008** – After being claimed off of waivers by Chiefs from 49ers following final roster cutdown, spent seven games on Chiefs roster, where he was inactive for each contest. Spent the remaining nine games on the practice squad.

COLLEGE – Played in 26 games with 16 starts at California...Started all 13 contests as a senior in 2007 and earned honorable mention All-Pac-10 honors...Part of a 2007 unit that allowed a league-low 11 sacks and helped RB Justin Forsett rush for 1,546 yards to rank second in the conference, second on the Golden Bears’ all-time single-season list and 15th nationally...Played in ten games (three starts) as a junior in 2006 after seeing first collegiate action with spot duty in 2005...Legal studies major.

PERSONAL – Earned first-team All-South Coast League, All-CIF Southern Section and All-Orange County as a senior at San Clemente (Ca.) HS as he led team to CIF semifinals and played in 2002 Shrine All-Star Game...Learned sign language in high school to communicate better with his youngest sister, Riki, who is deaf.



Justin DRESCHER 47

HEIGHT: 6-1 WEIGHT: 230
COLLEGE: COLORADO
JOINED SAINTS: FA-10
NFL EXPERIENCE: 2
BORN: 1/1/88

LS

NFL CAREER – Drescher was signed as a free agent by the Saints in late November and served as the team’s long snapper for the final six regular season games and postseason contest. He’ll compete to handle snapping duties again in 2011.

CAREER TRANSACTIONS – Signed by New Orleans, 11/23/10; Waived by Atlanta Falcons, 6/15/10; Signed by Atlanta as an undrafted rookie free agent, 4/26/10.

2010 – After spending part of the offseason with Atlanta, signed by New Orleans, Nov. 23 and handled snapping duties for the final six regular season games and one playoff contest...Recorded one special teams tackle at Cincinnati, Dec. 5.

COLLEGE – Long snapper for the Buffaloes for all four of his collegiate seasons in Boulder, appearing in 49 games, making five tackles and recovering a fumble on special teams while handling the snap on every kick...Majorred in finance.

PERSONAL – Second-team All-District selection as a senior, playing G and LS for Southlake Carroll (Texas) HS... Was a part of two state championship teams, winning 32 consecutive games in his two seasons...A high school teammate of QB Chase Daniel and K Garrett Hartley...Also lettered in baseball...Born Jan. 1, 1988 in Colorado Springs, Col.

JUSTINDRESCHER

Games Played/Started: New Orleans — (2010, 6/0) Totals: 6/0

ADDITIONAL STATISTICS: Special Teams Tackles — (2010, 1) Total: 1.

CAREER HIGHS: Special Teams Tackles — 1, at Cincinnati (12/5/10).

POSTSEASON

Games Played/Started: Carolina — New Orleans — (2010, 1/0) Totals: 1/0



Jo-Lonn DUNBAR

56

HEIGHT: 6-0

WEIGHT: 226

COLLEGE: BOSTON COLLEGE

JOINED SAINTS: FA-08

NFL EXPERIENCE: 4

BORN: 3/13/85

LB

NFL CAREER – Dunbar has risen from joining the club as an undrafted free agent in 2008 and contributing on special teams to finishing with a career-best 50 tackles in 13 games with eight starts in 2010. Since entering the NFL he's ranked among the Saints' top special teams performers, playing in 37 games with 13 starts after a standout career at Boston College.

CAREER TRANSACTIONS – Agreed to terms, 7/29/11; Placed on injured reserve, 12/8/09; Signed to active roster from practice squad, 9/6/08;

Waived, 8/31/08; Signed by New Orleans to a three-year contract as an undrafted free agent, 4/30/08.

2010 – Played in 13 games with eight starts and recorded career-high 50 tackles (28 solo), a sack, two pass defenses, a forced fumble, a fumble recovery and four special teams stops...Inactive for three contests...Started in opener vs. Minnesota, Sept. 9 and posted seven tackles (three solo), including one for a loss...Made three tackles from starting spot at San Francisco, Sept. 20, and tipped a fourth quarter pass that CB Tracy Porter intercepted...Started and posted career-high 13 tackles (ten solo), with one stop for a loss...Made four tackles (three solo) from starting spot and forced a fumble at Tampa Bay, Oct. 17...Started and made three tackles, including his first career sack, when he dropped QB Colt McCoy for a three-yard loss vs. Cleveland, Oct. 24...Played as reserve and made five tackles with a special teams stop at Dallas, Nov. 25...Started at Atlanta, Dec. 27 and led team with eight tackles (five solo)...Made four tackles and recovered a fumble as reserve vs. Tampa Bay, 1/2/11...Saw extensive action in NFC Wild Card Playoff at Seattle, 1/8/11 and recorded eight tackles (four solo), with two for a loss.

2009 – Started three games and appeared in nine prior to being placed on injured reserve with injured hamstring...Had 16 tackles (eight solo) and 12 special teams tackles...Inactive for three-game stretch early (at Buffalo, Sept. 27-vs. NY Giants, Oct. 18) with hamstring injury...Returned at Miami, Oct. 25, and had a tackle, knocked down a pass and added a special teams stop...Started vs. Atlanta, Nov. 2 and had six stops...Posted career-high seven tackles (three solo) vs. Carolina...Tied career-high with three special teams tackles at Tampa Bay, Nov. 22. Also added two defensive stops...Started at Washington, Dec. 6, but injured hamstring again early in contest. Placed on injured reserve, Dec. 8. **2008** – Appeared in 15 games with two starts and recorded seven tackles (two solo), two pass defenses and 16 special teams tackles...Made first career start at Washington, Sept. 14, and notched five tackles (two solo) and two passes defended...Had big night on special teams vs. Minnesota, Oct. 6, making career-high three solo tackles as well as throwing key blocks on RB Reggie Bush's two punt return TDs.

COLLEGE – Two-year starter and captain at BC, notching 269 tackles with 2.5 sacks and two interceptions over his 46-game career...As a junior tied an NCAA Division I-A record when he returned two fumbles for touchdowns in the same game.

PERSONAL – Born in Syracuse, N.Y...All-State RB and also played LB at Thomas J. Corcoran (Syracuse, N.Y.) HS.

JO-LONNDUNBAR

Year	Team	GP	GS	Tot	TACKLES			Yds	INTERCEPTIONS					FUMBLES		
					Solo	Asst	Sk		No	Yds	Lg	TD	PD	FF	FR	Yds
2008	New Orleans	15	2	7	2	5	0.0	0.0	0	0	0	0	2	0	0	0
2009	New Orleans	9	3	16	8	8	0.0	0.0	0	0	0	0	1	0	0	0
2010	New Orleans	13	8	50	28	22	1.0	2.0	0	0	0	0	2	1	1	0
NFL Totals		37	13	73	38	35	1.0	2.0	0	0	0	0	5	1	1	0

ADDITIONAL STATISTICS: Special Teams Tackles — (2008, 16); (2009, 12); (2010, 4) **Total: 32**

CAREER HIGHS: Tackles — 13, vs. Atlanta (9/26/10); Sacks — 1, vs. Cleveland (10/24/10); Interceptions — 0; Passes Defensed — 2, at Washington (9/14/08); Forced Fumbles — 1, at Tampa Bay (10/17/10); Fumble Recoveries — 1, vs. Tampa Bay (1/2/11); Special Teams Tackles — 3 (2x), last at Tampa Bay (11/22/09).

POSTSEASON

Year	Team	GP	GS	Tot	TACKLES			Yds	INTERCEPTIONS					FUMBLES		
					Solo	Asst	Sk		No	Yds	Lg	TD	PD	FF	FR	Yds
2010	New Orleans	1	0	8	4	4	0.0	0.0	0	0	0	0	0	0	0	0
NFL Totals		1	0	8	4	4	0.0	0.0	0	0	0	0	0	0	0	0

POSTSEASON CAREER HIGHS: Tackles — 8, at Seattle (1/8/11); Sacks — 0; Interceptions — 0; Passes Defensed — 0; Forced Fumbles — 0; Fumble Recoveries — 0.



**Sedrick
ELLIS**

98

HEIGHT: 6-1 WEIGHT: 307
COLLEGE: SOUTHERN CALIFORNIA
JOINED SAINTS: D1-08
NFL EXPERIENCE: 4
BORN: 7/9/85

DT

NFL CAREER — Ellis has started every game since being drafted seventh overall in 2008, and has proven that his strength against the run and ability to rush the passer is a key factor in the Saints' defense, anchoring to the middle of the line. In 39 games, he's posted 165 stops, 12 sacks, knocked down ten passes, forced a fumble and recovered one. Ellis doubled his career sack total in 2010 to lead the team in takedowns to go with a career-best 78 stops in a breakout campaign. He earned All-Rookie honors in 2008 after being one of the most coveted players in the NFL Draft.

CAREER TRANSACTIONS — Signed to a five-year contract, 7/30/08; Drafted in the first round (seventh overall) of the 2008 NFL Draft.

HONORS — 2008: PFWA/*Pro Football Weekly* All-Rookie.

2010 — Started all 16 games and the NFC Wild Card Playoff...Finished breakout season with career-highs in tackles and sacks, posting 78 stops (30 solo), a team-best six quarterback takedowns, three pass defenses and one fumble recovery.

ery...In opener vs. Minnesota, Sept. 9, led the line with eight tackles and notched a nine-yard sack of QB Brett Favre...Made seven tackles and a four-yard sack of QB Matt Ryan vs. Atlanta, Sept. 26...Recorded five tackles, including a sack for a loss of five yards and two pass defenses vs. Carolina, Oct. 3...Made two tackles, including one for a loss vs. Pittsburgh, Oct. 31...Finished with four tackles, including a sack and a pass defense at Carolina, Nov. 7...Posted seven tackles and forced a fumble, sacking Bengals QB Carson Palmer on first half's final play at Cincinnati, Dec. 5...Made five tackles, including a five-yard sack of QB Joe Flacco at Baltimore, Dec. 19...Made two tackles in NFC Wild Card Playoff at Seattle, 1/8/11. **2009** – Played in and started 10 games – missing six with knee injury – and had 45 stops (28 solo), two sacks, two pass defenses and recovered a fumble...Added 12 tackles in the postseason, ranking second among all defensive linemen, and recorded the team's only sack...Had four stops in Super Bowl XLIV vs. Indianapolis, including one for a loss...Top postseason performance came vs. Minnesota in NFC Championship, with seven stops, but also notched an eight-yard sack vs. Arizona in divisional playoff, his lone tackle in the contest...Set a career-high with 10 tackles (four solo) and a sack at Buffalo, Sept. 27...At Miami, Oct. 25, had three tackles before leaving the game in the third quarter with a knee injury. Declared inactive for the next four games...Returned Nov. 30 vs. New England and had three stops and a fumble recovery...Had a season-high seven solo tackles at Washington...Would be on the inactive list two of the final three games with the knee injury, ultimately appearing in 10 contests. **2008** – Immediately became one of the line's top performers, ranking third among the unit with 42 stops (14 solo)...Also had four sacks and five pass defenses...Started all 13 games he played, missing three games after undergoing knee surgery...Had four tackles, including an assist on a tackle of RB Andre Hall for a safety at Denver, Sept. 21...Notched first career sack vs. San Francisco, Sept. 28...Inactive for three weeks (10/6-10/19) after undergoing surgery to repair meniscus tear in right knee...Had a sack, deflected a pass and three stops vs. Green Bay, Nov. 24...Made five tackles, tipped a pass and recorded a sack at Chicago, Dec. 11...Notched three stops, a pass defense and a sack at Detroit, Dec. 21.

COLLEGE – Three-year starter at DT for USC, finishing with 144 tackles (74 solo), 17.5 sacks, 13 pass defenses, one blocked kick, two forced fumbles and four fumble recoveries...Started 26 of 48 games in his career...Unanimous first-team All-American selection and recipient of the Pat Tillman Pac-10 Defensive Player of the Year award as a senior, posting 58 tackles (29 solo), 8.5 sacks and two fumble recoveries...Considered USC's strongest player as senior, benching over 500 pounds...Junior All Pac-10 choice with 4.5 sacks and a blocked kick...As a sophomore started all 13 games at NG...Majored in sociology.

PERSONAL – Attended Chino (Calif.) HS, where he earned All-State and Prep All-American honors as a senior offensive and defensive lineman – and full-back in goal line situations...Also competed on track team.

SEDRICKELLIS

Year	Team	GP	GS	Tot	TACKLES			Yds	INTERCEPTIONS					FUMBLES		
					Solo	Asst	Sk		No	Yds	Lg	TD	PD	FF	FR	Yds
2008	New Orleans	13	13	42	14	28	4.0	16.0	0	0	0	0	5	0	0	0
2009	New Orleans	10	10	45	28	17	2.0	5.0	0	0	0	0	2	0	1	7
2010	New Orleans	16	16	78	30	48	6.0	48.0	0	0	0	0	3	1	0	0
NFL Totals		39	39	165	72	93	12.0	69.0	0	0	0	0	10	1	1	7

CAREER HIGHS: Tackles — 10, at Buffalo (9/27/09); Sacks — 1 (12x), last at Baltimore (12/19/10); Interceptions — 0; Passes Defended — 2, vs. Carolina (10/3/10); Forced Fumbles — 1, at Cincinnati (12/5/10); Fumble Recoveries — 1, vs. New England (11/30/09).

POSTSEASON

Year	Team	GP	GS	Tot	TACKLES			Yds	INTERCEPTIONS					FUMBLES		
					Solo	Asst	Sk		No	Yds	Lg	TD	PD	FF	FR	Yds
2009	New Orleans	3	3	12	5	7	1.0	8.0	0	0	0	0	0	0	0	0
2010	New Orleans	1	1	2	1	1	0.0	0.0	0	0	0	0	0	0	0	0
NFL Totals		4	4	14	6	8	1.0	8.0	0	0	0	0	0	0	0	0

POSTSEASON CAREER HIGHS: Tackles — 7, vs. Minnesota (1/24/10); Sacks — 1, vs. Arizona (1/16/10); Interceptions — 0; Forced Fumbles — 0; Fumble Recoveries — 0.



Jahri EVANS

73

HEIGHT: 6-4 WEIGHT: 318

COLLEGE: BLOOMSBURG

JOINED SAINTS: D4-06

NFL EXPERIENCE: 6

BORN: 8/22/83

G

NFL CAREER — Since 2009, Evans has enjoyed two of the most decorated seasons for a Saints offensive lineman. He's been voted to the last two Pro Bowls as a starter, was a 2009 and 2010 first-team All-Pro and is widely regarded as among the NFL's top linemen, as the Saints have finished in the top ten offensively each season. A powerful run blocker and polished in pass protection, Evans has started every game since being drafted, now having opened 80-consecutive contests — the most for a Saints offensive linemen to begin his career and the second-most by a Saint overall. His games started streak is tied for third among active NFL guards. Evans was originally a fourth-round pick in 2006 out of Bloomsburg.

CAREER TRANSACTIONS — Re-signed to seven-year contract (RFA), 5/11/10; Re-signed to a one-year contract (RFA), 4/21/09; Signed to a three-year contract, 7/25/06; Selected in the fourth round (108th overall) of the 2006 NFL Draft.

HONORS — 2010: Pro Bowl (starter), *Associated Press* first-team All-Pro; *PFWA/Pro Football Weekly* All-NFL, All-NFC; *The Sporting News* All-Pro, 100 Greatest Players (No. 42); **2009:** Pro Bowl (starter), *Associated Press* first-

team All-Pro; PFWA/*Pro Football Weekly* All-NFL; *Sporting News* All-Pro; *Sports Illustrated* (Peter King) All-Pro; **2006**: PFWA/*Pro Football Weekly* All-Rookie; *Dallas Morning News* All-Rookie.

2010 – Started all 16 regular season games at RG for the fifth consecutive season and opened one playoff contest...Part of one of only two offensive lines in the NFL to start all 16 regular season games...First-team All-Pro, and voted to the Pro Bowl as starter for second straight year, the first guard in franchise history to be selected two times...Evans and Carl Nicks were the first Saints guard tandem to be selected in club record books...Run and pass blocking helped the Saints average 372.5 yards per game, the NFL's sixth-highest figure...Part of an offensive line that surrendered only 26 sacks, the fifth lowest total in the NFL. **2009** – Started all 16 games...Unanimous first-team All-Pro, and voted to the Pro Bowl for the first time in his career...Joined as a Pro Bowl selection by center Jonathan Goodwin and tackle Jon Stinchcomb, the first time the Saints have had three players from the same position group selected since 1992 (when linebackers Rickey Jackson, Vaughn Johnson, Sam Mills and Pat Swilling all received the honor)...Evans was an integral part of the offensive line that helped the Saints finished with a club-record 510 points...The Saints also had 348 first downs and gained an NFL-best 6,461 yards, both the second-highest totals in their history...The line's blocking for the NFL's sixth-ranked rushing offense enabled the Saints to set a franchise record averaging 4.5 yards per carry, the league's seventh-highest total...Key part of a unit that allowed 20 sacks, the fourth-least in the league. In three postseason contests, the offensive front only allowed QB Drew Brees to be dropped for a loss twice. **2008** – Part of an offensive line that allowed just 13 sacks on the season, a club record...The blocking by Evans and the offensive line allowed the Saints to finish first in the NFL with a club-record 463 points and franchise best 6,571 yards...Started all 16 games at RG for the third straight season. **2007** – Continued his solid play for an offense that ranked No. 3 overall in the NFL...Started all 16 games at RG. **2006** – Emerged as one of the line's most consistent performers in training camp and was a starter by early in preseason...Started all 16 games at right guard and both playoff games...The first Saints offensive lineman to start every game as a rookie since Pro Football Hall of Fame finalist William Roaf in 1993...The first Saints guard to start every game as a rookie since Edelman in 1982...The first Saints rookie to start all 16 games since DE Darren Howard in 2000...Recovered a fumble vs. Philadelphia, Oct. 15.

COLLEGE – Finalist for the Division II Gene Upshaw Offensive Player of the Year Award in each of final two seasons...Anchored the Bloomsburg offensive line at LT after taking over as the starter as a sophomore...As a junior had 88 knockdowns with 10 TD-resulting blocks...Was a reserve in 2002 and redshirted in 2001...Graduated with a degree in exercise science.

PERSONAL – Attended Frankford (Philadelphia, Pa.) HS...In 2009, established a full scholarship at Bloomsburg for out of state minority students enrolled at BU's Master of Science in clinical athletic training program...Born Aug. 22, 1983 in Philadelphia, Pa...Did not play football before high school...Fractured leg playing basketball before senior year and missed entire season...Con-

centrated on academics, ended up graduating 10th in his class, and attended Bloomsburg on academic scholarship...He and his offensive line teammates have sponsored an annual holiday bike giveaway in 2009 and 2010.



JAHRIEVANS

Games Played/Started: New Orleans — (2006, 16/16); (2007, 16/16); (2008, 16/16); (2009, 16/16); (2010, 16/16) **Totals: 80/80**

POSTSEASON

Games Played/Started: New Orleans — (2006, 2/2); (2009, 3/3); (2010, 1/1) **Totals: 6/6**



George FOSTER

69

HEIGHT: 6-5

WEIGHT: 338

COLLEGE: GEORGIA

JOINED SAINTS: FA-11

NFL EXPERIENCE: 7

BORN: 6/9/80

T

NFL CAREER – Continuing to add depth at the tackle position, the New Orleans Saints added free agent George Foster, a former first-round draft choice. Foster played collegiately at Georgia and possesses extensive starting experience.

CAREER TRANSACTIONS – Released by Cleveland Browns, 8/24/09; Signed by Cleveland, 6/5/09; Waived by Detroit, 6/1/09; Re-signed by Detroit Lions to a one-year contract, 4/6/09; Re-signed by Detroit to a one-year contract, 3/10/08; Traded to Detroit along with RB Tatum Bell and a fifth-round draft choice in the 2007 NFL Draft in exchange for CB Dre' Bly and a sixth-round draft choice in the 2007 NFL Draft, 3/2/07. Signed by Denver, 7/24/03; Originally selected by Denver Broncos in the first round (20th overall) of the 2003 NFL Draft.

2010 – Started all eight games at right tackle for the Omaha Nighthawks of the UFL. **2009** – Went to training camp with Cleveland Browns. **2008** – Played in four games with three starts at right tackle for Detroit...Dressed but did not play in 11 contests and was inactive for one other. **2007** – Saw action in 15 games, including nine starts at right tackle for Denver. **2006** – Played all 16 with 13 starts at right tackle...Helped pave the way for Tatum Bell to rush for 1,025 yards...Member of an offensive line that limited opponents to only 31 sacks for the season. **2005** – Started all 16 games at right tackle...Helped lead the way for Denver to record its second-best rushing season in franchise history with 2,539 yards, which ranked second in the NFL with 158.7 rushing yards per game...Part of an offensive line that allowed the third-fewest sacks in the league for that season, with 23...Blocked for Mike Anderson who rushed for 1,014

yards. **2004** – Appeared in all 16 games at right tackle and did not miss an offensive snap...Member of a line that set a franchise-record by allowing only 15 sacks, which ranked third in the NFL for that season. **2003** – Appeared in one game...Made his NFL debut at Green Bay, Dec. 28.

COLLEGE – Two-year starter and four-year letterman at Georgia (1999-2002) who saw action in 43 games...Played both left and right tackle. Suffered a wrist injury in August of 2002...But returned to the starting lineup for the final nine games of his senior season and played with a cast...Helped the offense rack up 4,761 total yards as a junior. Saw action in every game as a sophomore and redshirt freshman...Majored in recreation and leisure studies.

PERSONAL – Attended Southeast (Macon, Ga.) HS...Named class 4-A first team All-State by the *Atlanta Journal-Constitution* and the Georgia Sports Writers Association. Posted 25 tackles and seven sacks as a senior...Married (Chanita) with five children: Kai, Jordan, Jada, Jersey, and Amber...Born June 9, 1980.

GEORGE FOSTER

Games Played/Started: Denver — (2003, 1/0); (2004, 16/16); (2005, 16/16); (2006, 16/13); (2007, 15/9) **Detroit** — (2008, 4/3) **Totals: 68/57**

POSTSEASON

Games Played/Started: Denver — (2004, 1/1); (2005, 2/2) **Totals: 3/3**



**Aubrayo
FRANKLIN**

99

HEIGHT: 6-1 **WEIGHT:** 317
COLLEGE: TENNESSEE
JOINED SAINTS: UFA-II (SF)
NFL EXPERIENCE: 9
BORN: 8/27/80

DT

NFL CAREER – Aubrayo Franklin comes to New Orleans after playing an instrumental role as a starter on the San Francisco 49ers defensive line since 2007. A stalwart against the run, Franklin played a big role in the 49ers holding opponents to 3.7 yards per carry since 2007, ranked fourth in the NFL in this period. Originally a fifth round draft choice of the Baltimore Ravens in 2003, Franklin has appeared in 98 career games with 61 starts and has recorded 377 tackles (198 solo), four sacks, one interception, eight pass defenses, three forced fumbles and one fumble recovery.

CAREER TRANSACTIONS – Agreed to terms with New Orleans, 3/2/11; Signed franchise tender with San Francisco, 8/28/10; Designated

franchise player by San Francisco, 2/23/10; Signed by San Francisco 49ers 3/3/07; Signed by Baltimore to a three-year contract, 7/18/03; Selected in the fifth-round (146th overall) of the 2003 NFL Draft by the Baltimore Ravens.

2010 – Started all 16 games for San Francisco at NT and notched 86 tackles, the second-highest total of his career, including 5.5 stops for a loss, with one pass defense and one fumble recovery...Scooped up his first career fumble recovery on Arizona's first play of the game at the Cardinals, Nov. 29, also adding four tackles (two solo)...Finished with a season-best nine tackles (four solo) vs. Tampa Bay, Nov. 21. **2009** – Started all 16 games at NT and played a big role in the run defense holding opponents to 3.6 yards per carry, ranked third in the NFL, while setting career highs in tackles (88), tackles for a loss (8.5), sacks (2) and interceptions (1)...Sacked QB Brett Favre for a nine-yard loss in the third quarter at Minnesota, Sept. 27...Set a career-high with ten tackles vs. Atlanta, Oct. 11...Sacked QB Peyton Manning at Indianapolis, Nov. 1, marking the first time he had been sacked since Week 2. Also limited RB Joesph Addai to 62 yards rushing on 20 carries (3.1 avg.) as he was named Defensive Player of the Week by *Sports Illustrated's* Peter King for his performance...Picked off QB Jay Cutler vs. Chicago, Nov. 12, in the second quarter for the first interception of his career.

2008 – Totaled 77 tackles, one sacks, two pass defenses and two forced fumbles in 16 games with 15 starts...Forced a fumble on RB Brandon Jacobs at NY Giants, Oct. 19 to go with seven tackles...Sacked QB Chad Pennington for a six-yard loss and also finished with five tackles at Miami, Dec. 14. **2007** – In his first season in San Francisco, appeared in 14 games with 13 starts and recorded 61 tackles (26 solo) with one forced fumble...Made four tackles and tipped a pass that resulted in an interception at NY Giants, Oct. 21...Finished with two tackles (one solo) with one forced fumble at Seattle, Nov. 12...Finished with a season-high seven tackles (four solo) vs. Minnesota, Dec. 9. **2006** – Appeared in 14 games and recorded 23 tackles (13 solo) with one pass defense...Saw first action of season at Cleveland, Sept. 24, and posted three tackles, helping limit Browns offense to 38 yards rushing. **2005** – Appeared in 15 games with one start and recorded 34 tackles (18 solo) with one sack and one pass defense...Established a then career-high seven tackles in addition to posting his first career sack at Denver, Dec. 11. **2004** – Played in six games and posted seven tackles and one pass defense. **2003** – Appeared in one game and recorded one solo tackle...Was allocated to Frankfurt of NFL Europe and finished the 10-game season with 25 tackles, three sacks and three pass defenses as part of a Galaxy team that appeared in Championship Game.

COLLEGE – Finished two-year career at Tennessee with 70 tackles and two sacks...Became a starter for final eight games of senior season at DT, recording 56 tackles and two sacks...Before going to Tennessee, Franklin was two-way starter at DT for Itawamba (Miss.) Community College where he was named all-state and selected Mississippi's Most Valuable Defensive Lineman in 2000.

PERSONAL – Attended Science Hill (Tenn.) HS, where he was an all-state LB, recording 180 tackles as a senior...Aubrayo Razzo Franklin was born Aug. 27, 1980 in Johnson City, Tenn...Majored in arts and sciences.

AUBRAYOFRANKLIN

Year	Team	GP	GS	Tot	TACKLES			Yds	INTERCEPTIONS					FUMBLES		
					Solo	Asst	Sk		No	Yds	Lg	TD	PD	FF	FR	Yds
2003	Baltimore	1	0	1	1	0	0.0	0.0	0	0	0	0	0	0	0	0
2004	Baltimore	6	0	7	3	4	0.0	0.0	0	0	0	0	1	0	0	0
2005	Baltimore	15	1	34	18	16	1.0	1.0	0	0	0	0	1	0	0	0
2006	Baltimore	14	0	23	13	10	0.0	0.0	0	0	0	0	1	0	0	0
2007	San Francisco	14	13	61	26	35	0.0	0.0	0	0	0	0	0	1	0	0
2008	San Francisco	16	15	77	43	34	1.0	6.0	0	0	0	0	2	2	0	0
2009	San Francisco	16	16	88	49	39	2.0	14.0	1	10	0	0	2	0	0	0
2010	San Francisco	16	16	86	45	41	0.0	0.0	0	0	0	0	1	0	1	0
NFL Totals		98	61	377	198	179	4.0	21.0	1	10	0	0	8	3	1	0

CAREER HIGHS: Tackles — 10, vs. Atlanta (10/11/09); Sacks — 1 (4x), last at Indianapolis (11/1/09); Interceptions — 1, vs. Chicago (11/12/09); Passes Defended — 1 (8x), last vs. New Orleans (9/20/10); Forced Fumbles — 1 (3x), last vs. Washington (12/28/08); Fumble Recoveries — 1, at Arizona (11/29/10).

POSTSEASON

Year	Team	GP	GS	Tot	TACKLES			Yds	INTERCEPTIONS					FUMBLES		
					Solo	Asst	Sk		No	Yds	Lg	TD	PD	FF	FR	Yds
2006	Baltimore	1	0	1	0	1	0.0	0.0	0	0	0	0	0	0	0	0
NFL Totals		4	0	1	0	1	0.0	0.0	0	0	0	0	0	0	0	0

POSTSEASON CAREER HIGHS: Tackles — 1, vs. Indianapolis (1/13/07); Sacks — 0; Interceptions — 0; Forced Fumbles — 0; Fumble Recoveries — 0.



**Junior
GALETTE**

93

HEIGHT: 6-2 WEIGHT: 258

COLLEGE: STILLMAN

JOINED SAINTS: FA-10

NFL EXPERIENCE: 2

BORN: 3/27/88

DE

NFL CAREER – Galette is a speed-rushing defensive end who also has excelled on the club's special teams coverage units. He was one of two undrafted free agents to make the Saints opening day roster in 2010.

CAREER TRANSACTIONS – Signed by New Orleans as an undrafted rookie free agent, 5/5/10.

2010 – Appeared in four games and recorded two tackles (one solo) and four special teams stops...In NFC Wild Card Playoff vs. Seattle, 1/8/11, recorded one special teams tackle.

COLLEGE – Played one season at Division II Stillman, where he earned second team All-American honors with 56 tackles and 9.5 sacks...Played in 33 games at Temple before transferring, starting 21 and tallying 80 tackles with 16 sacks and three forced fumbles for the Owls...Posted 7.5 sacks as a junior and gained second-team All-MAC plaudits.

PERSONAL – Prepped at St. Joseph Regional (Montvale, N.J.) HS, where he played LB and FB and was a standout on the basketball team...Junior Jovais Galette was born March 27, 1988 in Port Au Prince, Haiti.

JUNIORGALLETTE

Year	Team	GP	GS	Tot	TACKLES			Yds	INTERCEPTIONS					FUMBLES		
					Solo	Asst	Sk		No	Yds	Lg	TD	PD	FF	FR	Yds
2010	New Orleans	4	0	2	1	1	0.0	0.0	0	0	0	0	0	0	0	0
NFL Totals		4	0	2	1	1	0.0	0.0	0	0	0	0	0	0	0	0

ADDITIONAL STATISTICS: Special Teams Tackles — (2010, 4) Total: 4.


CAREER HIGHS: Tackles — 2, vs. Tampa Bay (1/2/11); Sacks — 0; Interceptions — 0; Passes Defensed — 0; Forced Fumbles — 0; Fumble Recoveries — 0; Special Teams Tackles — 3, at Baltimore (12/19/10).

POSTSEASON

Year	Team	GP	GS	Tot	TACKLES			Yds	INTERCEPTIONS					FUMBLES		
					Solo	Asst	Sk		No	Yds	Lg	TD	PD	FF	FR	Yds
2010	New Orleans	1	0	0	0	0	0.0	0.0	0	0	0	0	0	0	0	0
NFL Totals		1	0	0	0	0	0.0	0.0	0	0	0	0	0	0	0	0

ADDITIONAL STATISTICS: Special Teams Tackles — (2010, 1) Total: 1.

POSTSEASON CAREER HIGHS: Tackles — 0; Sacks — 0; Interceptions — 0; Forced Fumbles — 0; Fumble Recoveries — 0; Special Teams Tackles — 1, at Seattle (1/8/11).



Jimmy GRAHAM

80

HEIGHT: 6-6 WEIGHT: 260
 COLLEGE: MIAMI (FLA.)
 JOINED SAINTS: D3-10
 NFL EXPERIENCE: 2
 BORN: 11/24/86

TE

NFL CAREER – New Orleans' third round round draft choice in 2010, Graham turned in one of the most prolific seasons by a rookie tight end in team history despite playing only one season of college football. He finished his first campaign appearing in 15 games with five starts, recording 31 receptions for 356 yards and five touchdowns.

CAREER TRANSACTIONS – Agreed to terms on a four-year contract, 7/28/10; Selected in the third round (95th overall) of the 2010 NFL Draft.

2010 – Appeared in 15 games with five starts and had 31 receptions for 356 yards with five touchdowns...Also had a three-yard rush and one special teams tackle...Reception and receiving yardage total was ranked third all-time among Saints rookie tight ends, and receiving TD total ranked second...Caught four of his TDs in a three-week span from weeks 15-17...Recorded one special teams

stop and made an athletic play to save a ball on a punt from going out of bounds that was recovered by LS Jason Kyle to set up a TD vs. Atlanta, Sept. 26...Successfully converted a third down with a three-yard rush vs. Carolina, Oct. 3...Made first career start in two tight end set at Arizona, Oct. 10...Made his first career catch, an 11-yard grab at Tampa Bay, Oct. 17...Caught four passes for 38 yards and recovered a fumble on a Saints punt return and advanced ball 20 yards vs. Cleveland, Oct. 24...Started and had three receptions for 49 yards, including his first career TD, a 19-yard grab, at Carolina, Nov. 7...Filled in for an injured Jeremy Shockey and had five receptions for 72 yards vs. Seattle, Nov. 21...Caught three passes for 72 yards, including a career-long 52-yard grab to set up a field goal before halftime at Cincinnati, Dec. 5...Had five receptions for 29 yards, including 18-yard and one-yard TD grabs in his first multiple-score game at Baltimore, Dec. 19...Started in three-TE set and had game-winning six-yard TD with 3:24 left on Monday night at Atlanta, Dec. 27...Started and had two receptions for 15 yards, including a four-yard TD in regular season finale vs. Tampa Bay, 1/2/11, before departing with an ankle injury that would cause him to miss team's playoff game.

COLLEGE – Appeared in 13 games with one start in a multiple-TE set in only season of football and made 17 receptions for 213 yards (12.5 avg.) with five touchdowns...Appeared in 120 games with 39 starts for UM basketball team and averaged 4.2 points per game, 4.2 rebounds per game, while his 104 blocked shots ranked eighth in school history when he finished his career...Two-time Academic All-ACC selection...Earned business degree with double major in marketing and management in 2009.

PERSONAL – Attended Charis Preparatory (Goldsboro, N.C.) Academy, where he played basketball, football, baseball and tennis...On the hardwood, earned All-American honorable mention from Street & Smith Magazine, in addition to garnering All-State, Conference MVP and team MVP honors...As a senior, averaged 20.7 points, 13.8 rebounds and 4.6 blocks per game...During junior season, grabbed 15.1 rebounds and score 18.2 points per game.

JIMMY GRAHAM

Year	Team	GP	GS	RECEIVING				
				No	Yds	Avg	Lg	TD
2010	New Orleans	15	5	31	356	11.5	52	5
NFL Totals		15	5	31	356	11.5	52	5

ADDITIONAL STATISTICS: Rushing — (2010, 1 att., 3 yards) **Total: 1 att, 3 yards; Special Teams Tackles** — (2010, 1) **Total: 1.**

CAREER HIGHS: Receptions — 5 (2x), last at Baltimore (12/19/10); Receiving Yards — 72(2x), last at Cincinnati (12/5/10); Long Reception — 52, at Cincinnati (12/5/10); Receiving TDs — 2, at Baltimore (12/19/10); Special Teams Tackles — 1, vs. Atlanta (9/26/10).


**Jabari
GREER**
33

HEIGHT: 5-11 WEIGHT: 180
 COLLEGE: TENNESSEE
 JOINED SAINTS: UFA-09 (BUF)
 NFL EXPERIENCE: 8
 BORN: 2/11/82

CB

NFL CAREER – A shutdown cornerback with the speed and skills to make plays all over the field, Jabari Greer has evolved into one of the team's defensive leaders. Following a humble entry into the NFL as an undrafted free agent at the University of Tennessee, Greer has used the combination of hard work and blazing speed to become an elite cornerback, recording 265 career tackles, eight interception returns for 185 yards, four brought back for touchdowns, two sacks, 56 pass defenses, two forced fumbles and one fumble recovery in seven seasons, the last two in New Orleans. Since becoming a full-time starter in 2007, Greer has broken up 49 passes in as many games. He ranks among the NFL's fastest defensive backs, as he was also a standout on the Volunteer track squad in college.

CAREER TRANSACTIONS – Signed by Saints to a four-year contract (UFA-BUF), 3/4/09; Re-signed by Buffalo Bills to a two-year contract, 3/1/07; Signed by Buffalo as an undrafted free agent, 4/26/04.

HONORS – 2007: AFC Defensive Player of the Week (Week 4).

2010 – Played in 14 games with 13 starts and finished with a career-high 72 tackles, tied for the team lead with two interceptions and added ten pass defenses and one fumble recovery...A shoulder injury kept him off the field for games vs. Cleveland, Oct. 24 and vs. Pittsburgh, Oct. 31...In season opener vs. Minnesota, Sept. 9, led the secondary with seven tackles and added two pass defenses...Recorded a season-high nine tackles (eight solo) and a pass defense vs. Atlanta, Sept. 27...Recorded six solo tackles and returned a first quarter interception 26 yards at Arizona, Oct. 10...Returned to action after missing two games with a shoulder injury at Carolina, Nov. 7 and despite not starting, returned a pass 24 yards for his fourth career interception return for a TD...Led the secondary with eight tackles (seven solo) vs. Seattle, Nov. 21...Made four tackles with two pass defenses and had his first career fumble recovery vs. St. Louis, Dec. 12...Started at CB in NFC Wild Card Playoff at Seattle, 1/8/11 and made five tackles with one pass defense and recorded his first career postseason interception, returned for ten yards in the first quarter, setting up a TD drive. **2009** – Played in nine games, starting the first eight and returning for finale after being inactive for a seven-game stretch with an injured groin which necessitated sports hernia surgery...Still managed a then-career-best 53 tackles (44 solo), two interceptions – one for a touchdown – and 13 pass defenses...In Super Bowl XLIV vs. Indianapolis, started and had five stops...Had a sparkling performance vs. Minnesota in NFC Championship, posting 10 tackles (eight solo) and deflecting three passes...Made

first start in over two months vs. Arizona in NFC Divisional Playoff in postseason debut and had four stops and broke up two passes...Posted 10 tackles (seven solo) with a pass defense at Philadelphia, Sept. 20...At Buffalo, Sept. 27, returned to face his former team and had eight tackles and knocked a pass into the air that was intercepted by DE Will Smith...Tied a career-high vs. NY Jets with three pass defenses, and added eight tackles...Had first interception with New Orleans when he picked off QB Eli Manning vs. NY Giants, Oct. 18...Nov. 12 vs. Atlanta, recorded first TD with Saints, returning QB Matt Ryan pass 48 yards...Started and made three stops prior to leaving game with groin injury vs. Carolina, Nov. 8, which would keep him on the inactive list for the next seven weeks and force him to undergo surgery. He did not return until finale at Carolina, 1/3/10. **2008** –

2010 GAME BY GAME

Date	Opp.	DEFENSE		SOLO	AST	TOT	SACK/YDS	INT/YDS	PD	FF	FR
		GP	ST								
9/9	MIN	X	X	3	4	7	0 0	0 0	2	0	0
9/20	@SF	X	X	5	2	7	0 0	0 0	0	0	0
9/26	ATL	X	X	8	1	9	0 0	0 0	1	0	0
10/3	CAR	X	X	4	1	5	0 0	0 0	1	0	0
10/10	@ARZ	X	X	6	0	6	0 0	1 26	0	0	0
10/17	@TB	X	X	1	1	2	0 0	0 0	1	0	0
10/24	CLE						Inactive (shoulder)				
10/31	PIT						Inactive (shoulder)				
11/7	@CAR	X		3	0	3	0 0	1 24	1	0	0
11/21	SEA	X	X	7	1	8	0 0	0 0	0	0	0
11/25	@DAL	X	X	4	1	5	0 0	0 0	1	0	0
12/5	@CIN	X	X	5	0	5	0 0	0 0	0	0	0
12/12	STL	X	X	3	1	4	0 0	0 0	2	0	1
12/19	@BAL	X	X	0	2	2	0 0	0 0	0	0	0
12/27	@ATL	X	X	4	1	5	0 0	0 0	1	0	0
1/2	TB	X	X	3	1	4	0 0	0 0	0	0	0
2010 Season		14	13	56	16	72	0 0	2 50	10	0	1

Started all 10 games he appeared in for Buffalo and tallied 43 tackles (35 solo), two interceptions – both returned for touchdowns – nine pass defenses and a forced fumble....Inactive for final six games due to knee injury... Posted a forced fumble with two solo tackles and a pair of pass defenses vs. Seattle, Sept. 7...Returned an interception 33 yards for a go-ahead touchdown at St. Louis, Sept. 28, in addition to six solo tackles and deflecting six passes...Led team with a 12-tackle (nine solo) performance at Arizona, Oct. 5, his first double-digit tackle game...Intercepted a Brett Favre pass and returned it 42 yards for a touchdown vs. NY Jets, Nov. 2. **2007** – Posted 47 tackles (40 solo), two interceptions and 17 pass defenses, playing in all 16 games for the third consecutive year and making a career-high 13 starts... In fourth quarter vs. NY Jets, Sept. 30, had first career interception, six tackles and deflected two passes to earn AFC Defensive Player of the Week...The following week vs. Dallas, Oct. 8, recorded his second interception in addition to five tackles and three pass defenses – including breaking up a potential two-point conversion late in the game...Vs. Cincinnati, Nov. 4, notched his first career forced fumble. **2006** – Played in all 16 games for second consecutive season and ranked second on club with 20 special teams tackles, serving as a key contributor as a gunner on a punt coverage unit tied for first in NFL in net punting average (39.2)...Added four solo tackles and a pass defense. **2005** – A valuable asset as a reserve DB and on special teams, started two

games and posted 28 tackles (23 solo), a sack, two pass defenses and 15 special teams stops (11 solo)...Sept. 11 vs. Houston, recorded second career sack... Started at CB, posting nine tackles (seven solo), vs. Carolina, Nov. 27. **2004** – Played in 12 of 16 games, starting at Baltimore, Oct. 24, and tallied 18 tackles (12 solo), a sack, four pass defenses and three special teams tackles...Registered first career sack vs. St. Louis, Nov. 21 and added three tackles.

COLLEGE – Three-year starter at Tennessee...Carried on school's tradition of standout two-sport stars, as he also excelled in track, running 13.32 in 110-meter hurdles, third all-time in school history... 2003 NCAA champion in 60-meter indoor hurdles...Two-time SEC champion indoor/outdoor hurdles broke Willie Gault's record in 60 meter hurdles (7.55)... Also ran on 4x100 meter relay...Set school record by appearing in 51 games...Closed career with 147 tackles (119 solo), 3.5 sacks, a fumble recovery, one forced fumble, two interceptions and 33 pass deflections while starting 34 contests...Graduated with a bachelor's degree in psychology.

PERSONAL – Full name: Jabari Amin Greer...Born in Milwaukee, Wis....Attended South Side (Jackson, Tenn.) HS...All-State selection in Class 3A in 1999...Three-year starter at WR and CB and also played FB...Set school record with six defensive TDs...Seven-time state champion in track and field...In the 2010 offseason, hosted a track meet for adults and children to benefit his foundation, the Greer Campaign, which emphasizes fatherhood and uniting families.

JABARIGREER

Year	Team	GP	GS	Tot	TACKLES				Yds	INTERCEPTIONS					FUMBLES		
					Solo	Asst	Sk			No	Yds	Lg	TD	PD	FF	FR	Yds
2004	Buffalo	12	1	18	12	6	1.0	13.0		0	0	0	0	4	0	0	0
2005	Buffalo	16	2	28	23	5	1.0	10.0		0	0	0	0	2	0	0	0
2006	Buffalo	16	0	4	4	0	0.0	0.0		0	0	0	0	1	0	0	0
2007	Buffalo	16	13	47	40	7	0.0	0.0		2	1	2	0	17	1	0	0
2008	Buffalo	10	10	43	35	8	0.0	0.0		2	75	42t	2	9	1	0	0
2009	New Orleans	9	8	53	44	9	0.0	0.0		2	59	48t	1	13	0	0	0
2010	New Orleans	14	13	72	56	16	0.0	0.0		2	50	26	1	10	0	1	0
NFL Totals		93	47	265	214	51	2.0	23.0		8	185	48t	4	56	2	1	0
Saints Totals		23	21	125	100	25	0.0	0.0		4	109	48t	2	23	0	1	0

ADDITIONAL STATISTICS: Special Teams Tackles — (2004, 3); (2005, 15); (2006, 20); (2007, 6) **Total: 44;** Rushing — 1 carry for -6 yards in 2004.

CAREER HIGHS: Tackles — 12, at Arizona (10/5/08); Sacks — 1 (2x), last vs. Houston (9/11/05); Interceptions — 1 (8x), last at Carolina (11/7/10); Int. Ret for TD — 1 (4x), last at Carolina (11/7/10); Passes Defensed — 3 (3x), last vs. N.Y. Jets (11/4/09); Forced Fumbles — 1 (2x), last vs. Seattle (9/7/08); Fumble Recoveries — 1, vs. St. Louis (12/12/10).

POSTSEASON

Year	Team	GP	GS	Tot	TACKLES				Yds	INTERCEPTIONS					FUMBLES		
					Solo	Asst	Sk			No	Yds	Lg	TD	PD	FF	FR	Yds
2009	New Orleans	3	3	19	14	5	0.0	0.0		0	0	0	0	5	0	0	0
2010	New Orleans	1	1	5	4	1	0.0	0.0		1	10	10	0	1	0	0	0
NFL Totals		4	4	24	18	6	0.0	0.0		1	10	10	0	6	0	0	0

POSTSEASON CAREER HIGHS: Tackles — 10, vs. Minnesota (1/24/10); Sacks — 0; Interceptions — 1, at Seattle (1/8/11); Passes Defensed — 3, vs. Minnesota (1/24/10); Forced Fumbles — 0; Fumble Recoveries — 0.

**Korey
HALL****35**

HEIGHT: 6-0 WEIGHT: 236
COLLEGE: BOISE STATE
JOINED SAINTS: UFA-II (GB)
NFL EXPERIENCE: 5
BORN: 8/5/83

FB

NFL CAREER – Hall is a converted linebacker and unrestricted free agent acquisition by New Orleans who made a significant impact at fullback in his first four NFL seasons, appearing in 48 games with 36 starts. Grant blocked for a Green Bay attack that joined New Orleans as one of only two offenses to finish in the top 10 both seasons. A regular, consistent contributor on special teams, Hall has tallied 52 coverage tackles in four seasons, including a career-best and team-high 15 for the Super Bowl XLV Champions in 2010. While he has never had a career rushing attempt, Hall has been an occasional receiver out of the backfield as well, and the Boise State product has 21 receptions for 137 yards and one touchdown.

CAREER TRANSACTIONS – Agreed to terms with Saints, 7/29/11; Signed by Packers to a four-year contract, 7/24/07; Selected by Green Bay Packers in the sixth round (191st overall) of 2007 NFL Draft.

2010 – Appeared in 12 games with six starts at FB and had one reception for nine yards, serving as the lead blocker for a Top 10 rushing attack and the Super Bowl XLV Champions...Led team with career-high 15 special teams tackles... Appeared in two postseason contests and had a two-yard reception in Super Bowl XLV. **2009** – Played in 11 games with five starts and caught five passes for 41 yards (8.2 avg.)...Helped block for Packers RB Ryan Grant on his way to a second straight 1,200-yard season...Registered 12 special teams tackles, good for fourth on the team...Inactive for four midseason games due to calf injury sustained in Oct. 12 practice...Also inactive for regular-season finale due to elbow injury suffered in previous game vs. Seattle, Dec. 27. **2008** – Played in 11 games with five starts, and helped clear the way for Grant's first 1,200-yard rushing season... Caught seven passes for 38 yards and finished tied for fifth on the team with 12 special teams tackles. **2007** – Sixth-round pick was converted from collegiate LB to professional starting FB in a matter of months, starting 10 of 14 games he played in – did not start four games with team opening in multiple-WR sets – plus started both playoff contests...Suffered a hip injury at St. Louis, Dec. 16 and did not play next two games, but returned for the playoffs and registered three post-season special teams tackles...Caught eight passes for 49 yards and posted 12 special teams tackles, tied for third on the team.

COLLEGE – Came from Boise State, where he earned first-team All-Western Athletic Conference honors at linebacker three straight years, an achievement that contributed to him being voted in 2009 as the league's defensive player of the decade by CBSSports.com...Finished his college career second all-time in tackles

in the WAC and fourth in school history...As a four-year starter, played 52 career games and posted 394 tackles (191 solo), including 28 for loss, 11½ sacks, 20 passes broken up and 11 interceptions, tops for a career total among the nation's linebackers in 2006...Played on all four main special teams units at Boise.

PERSONAL – Full name: Korey Dean Hall...Born in Mountain Home, Id....Four-year starter at Glenns Ferry (Id.) HS, was senior team captain and named the Class 2A Player of the Year after recording 113 tackles and three sacks as a LB while rushing for 714 yards and 16 TDs at RB...First-team all-conference at both positions and the league's player of the year, leading his team to state championship game...Finished prep career with 359 tackles and 2,802 yards rushing...As a junior, earned first-team all-conference and second-team all-state honors on offense and defense, after earning first-team all-conference honors both ways as a sophomore...Also an outstanding wrestler, placed fourth in the state championships as a sophomore and second as a junior in the 215-pound weight class...In 2010, hosted his own football camp in Glenns Ferry...Was very active in both Packers community relations efforts and with events that benefited the foundations of teammates...Worked an internship in construction in Boise...Enjoys snowboarding, waterskiing, fishing, hunting big game, golfing, basketball, and watching comedy movies...Traveled to New Orleans for his first Mardi Gras in the 2010 offseason.

KOREYHALL

Year	Team	RUSHING							RECEIVING				
		GP	GS	Att	Yds	Avg	Lg	TD	No	Yds	Avg	Lg	TD
2007	Green Bay	14	10	0	0	0.0	0	0	8	49	6.1	10	0
2008	Green Bay	11	5	0	0	0.0	0	0	7	38	5.4	11	1
2009	Green Bay	11	5	0	0	0.0	0	0	5	41	8.2	13	0
2010	Green Bay	12	6	0	0	0.0	0	0	1	9	9.0	9	0
NFL Totals		48	26	0	0	0.0	0	0	21	137	6.5	13	1

ADDITIONAL STATISTICS: Special Teams Tackles — (2007, 12); (2008, 13); (2009, 12); (2010, 15) **Total: 52.**

POSTSEASON

Year	Team	RUSHING							RECEIVING				
		GP	GS	Att	Yds	Avg	Lg	TD	No	Yds	Avg	Lg	TD
2007	Green Bay	2	2	0	0	0.0	0	0	1	12	12.0	12	0
2009	Green Bay	1	0	0	0	0.0	0	0	0	0	0.0	0	0
2010	Green Bay	2	0	0	0	0.0	0	0	1	2	2.0	2	0
NFL Totals		5	2	0	0	0.0	0	0	2	14	7.0	12	0

ADDITIONAL STATISTICS: Special Teams Tackles — (2007, 3); (2010, 2) **Total: 5.**



Roman HARPER

41

HEIGHT: 6-1 WEIGHT: 200
COLLEGE: ALABAMA
JOINED SAINTS: 02-06
NFL EXPERIENCE: 6
BORN: 12/11/82

S

NFL CAREER – Harper's continued to be one of the Saints' most consistent and dependable defensive performers, evolving into one of the NFL's top strong safeties. Since being drafted in the second round out of Alabama by New Orleans in 2006, he's started all 67 games he's appeared in at strong safety, and averaged almost seven tackles per contest with career totals of four interceptions, 11 forced fumbles. He's been particularly effective rushing the quarterback with 9 and a half sacks. He was voted to the Pro Bowl for the second consecutive season in 2010, making him the only Saints safety with two all-star game selections, after posting 100 stops, three sacks, one interception, one fumble recovery, while recording career-bests with five forced fumbles and ten pass defenses.

CAREER TRANSACTIONS – Agreed to terms, 7/29/11; Re-signed to a one-year contract (RFA), 6/15/10; Placed on injured reserve, 10/10/06; Agreed to terms on a four-year contract, 7/25/06; Selected in the second round (43rd overall) of the 2006 NFL Draft.

HONORS – 2010: Pro Bowl. **2009:** Pro Bowl. **2007:** Ed Block Courage Award (vote by teammates).

2010 – Started 15 regular season games and one playoff contest at SS... Recorded 100 tackles (82 solo), three sacks, an interception, ten pass defenses, five forced fumbles and a fumble recovery. Set career-highs in pass defenses and forced fumbles. Tied for fifth in NFL in forced fumbles, while quarterback take-down total was tied for fourth among safeties... Became first Saints safety selected to two Pro Bowls... In opener vs. Minnesota, Sept 9, made six tackles (five solo) with a pass defense and forced a hurried throw by QB Brett Favre that was intercepted by LB Jonathan Vilma... At San Francisco, Sept. 20, finished with six tackles (five solo), an interception and a forced fumble... After missing Oct. 3 contest vs. Carolina with hamstring injury, returned to lineup at Arizona, Oct. 10, and had seven solo tackles, a forced fumble and a pass defended... Recorded seven solo stops and forced a fumble for second straight week at Tampa Bay, Oct. 17... At Carolina, Nov. 7, led team with ten tackles (nine solo), three pass defenses, a sack and three special teams tackles... Third quarter strip and recovery of ball fumbled by Seahawks RB Marshawn Lynch, stopped potential scoring drive, vs. Seattle, Nov. 21... Ended Bengals' hopes, at Cincinnati, Dec. 5, with a sack of QB Carson Palmer on last play to go along with eight tackles (six solo)... Posted ten tackles (eight solo), one pass defense, a forced fumble and a sack at St. Louis, Dec. 12. First quarter strip of Rams RB Steven Jackson was recovered by CB Jabari Greer. Third quarter sack of QB Sam Bradford forced St. Louis to punt... In NFC Wild Card Playoff at Seattle, 1/8/11, made seven tackles (four solo).

2009 – Opened all 16 regular season games at SS, and two of three postseason

contests...Finished second on team with a career-high 127 tackles (87 solo), 1½ sacks, seven pass defenses and two forced fumbles. Added five special teams tackles...In Super Bowl XLIV vs. Indianapolis, started, had eight stops and broke up two passes...With the Saints opening with three cornerbacks vs. Minnesota in the NFC Championship, Harper didn't open a game for the first time in his NFL career. Contributed with five tackles and a forced fumble...Led team with 10 tackles, including one behind the line of scrimmage, in opener vs. Detroit, Sept. 13...Had eight stops (six solo), including dropping QB Kevin Kolb for a six-yard loss, at Philadelphia, Sept. 20...Turned in big performance vs. NY Giants, Oct. 18 with eight tackles, a sack and a forced fumble that set up a TD. Also hit QB Eli Manning, affecting a pass that was intercepted by CB Jabari Greer...At Miami, forced a fumble that set up a TD, had six tackles and broke up a pass...Led Saints with 11 stops at Atlanta, Nov. 2...Bested career-high from the week before with 14 stops (11 solo) vs. Carolina, Nov. 8...Deflected two passes and had 12 tackles

2010 GAME BY GAME

Date	Opp.	DEFENSE		SOLO	AST	TOT	SACK/YDS	INT/YDS	PD	FF	FR
		GP	ST								
9/9	MIN	X	X	5	1	6	0 0	0 0	1	0	0
9/20	@SF	X	X	5	1	6	0 0	1 6	1	1	0
9/26	ATL	X	X	6	1	7	0 0	0 0	1	0	0
10/3	CAR						Inactive (hamstring)				
10/10	@ARZ	X	X	7	0	7	0 0	0 0	1	1	0
10/17	@TB	X	X	7	0	7	0 0	0 0	0	1	0
10/24	CLE	X	X	1	2	3	0 0	0 0	0	0	0
10/31	PIT	X	X	3	0	3	0 0	0 0	1	0	0
11/7	@CAR	X	X	9	1	10	1 7	0 0	3	0	0
11/21	SEA	X	X	4	1	5	0 0	0 0	0	1	1
11/25	@DAL	X	X	8	2	10	0 0	0 0	1	0	0
12/5	@CIN	X	X	7	2	9	1 16	0 0	0	0	0
12/12	STL	X	X	8	2	10	1 10	0 0	1	1	0
12/19	@BAL	X	X	5	3	8	0 0	0 0	0	0	0
12/27	@ATL	X	X	3	0	3	0 0	0 0	0	0	0
1/2	TB	X	X	4	2	6	0 0	0 0	0	0	0
2010 Season		15	15	82	18	100	3 33	1 6	10	5	1

at St. Louis, Nov. 15, giving him a three-game tackle total of 37...Dec. 19 vs. Dallas, had five tackles – two behind the line of scrimmage – a pair of pass defenses and a special teams tackle...Notched eight stops vs. Tampa Bay, Dec. 27. **2008** – Started all 15 games he appeared in, inactive at Washington, Sept. 14 with an injured hamstring...Finished third on team with a 106 tackles (72 solo) and added nine pass defenses and a forced fumble...Also had 12 special teams tackles...Led secondary with eight stops in opener vs. Tampa Bay, Sept. 7 and added two special teams tackles...Had 10 tackles (seven solo) vs. San Francisco, Sept. 28, the first of four times he would reach double digits...Posted 10 solo stops and knocked away a pass at Kansas City, Nov. 16...Had two pass defenses and 10 tackles (six solo) vs. Green Bay, Nov. 24...At Tampa Bay, Nov. 30, had season-high four special teams tackles...Deflected a pass, forced a fumble and posted three tackles at Detroit, Dec. 21...Had 10 tackles (eight solo) vs. Carolina, Dec. 28. **2007** – Started all 16 games at SS, posting 96 tackles (63 solo) to tie for third on the team, and added four sacks, three interceptions with 58 return yards and a touchdown, seven pass defenses, two forced fumbles and two tackles for a loss...Sack total led all NFL DBs and ranked second on team...Interception total tied for team-high...Had six or more tackles in 10 contests...Added 10 special teams stops...At Seattle, Oct. 14, had eight tackles (seven solo), two sacks on blitzes and a pair of pass defenses...At Carolina, Nov. 25, posted six solo stops,

his first career interception and forced a fumble to set up a TD...At Atlanta, Dec. 10, scored first career TD, returning an interception 31 yards...Tied career-high at Chicago, Dec. 30 with two sacks, adding six stops and a forced fumble. **2006** – Started all five games he appeared in at SS, notching 32 tackles, a sack and a forced fumble...Tackle total ranked third on team after five games...Had seven tackles and a sack for an eight-yard loss in NFL debut at Cleveland, Sept. 10...Notched four tackles, a pass defense and a forced fumble vs. Atlanta, Sept. 25...Departed vs. Tampa Bay, Oct. 8, in fourth quarter with knee injury. Placed on injured reserve, Oct. 10.

COLLEGE – Four-year letterman at Alabama who became a contributor as a freshman and started final three seasons for defense that annually ranked among nation's best units...Departed ranked sixth in school history with 302 tackles (189 solo), five interceptions, five forced fumbles, four fumble recoveries and 3.5 sacks...First-team All-SEC as a senior, when he had 69 tackles, two forced fumbles and an interception...As a junior he moved from strong to free safety and was voted second-team all-conference with 77 tackles (45 solo), three interceptions, pair of fumble recoveries, a forced fumble and a sack... Started at SS in 2003 and recorded a career-high 114 tackles (79 solo), an interception and recovered a fumble in the end zone for a touchdown...As a freshman in 2002 appeared in 12 games with one start...Redshirted in 2001.

PERSONAL – Attended Prattville (Ala.) HS...Played QB and FS as senior...Finished season with 58 tackles and four interceptions in limited playing time because of a broken leg...Graduated in December, 2005 with a degree in management...Born Dec. 11, 1982 in Prattville, Ala.

ROMANHARPER

Year	Team	GP	GS	Tot	TACKLES				Yds	INTERCEPTIONS					FUMBLES		
					Solo	Asst	Sk			No	Yds	Lg	TD	PD	FF	FR	Yds
2006	New Orleans	5	5	32	24	8	1.0		9.0	0	0	0	0	2	1	0	0
2007	New Orleans	16	16	96	63	33	4.0		36.0	3	58	31t	1	6	2	0	0
2008	New Orleans	15	15	106	72	34	0.0		0.0	0	0	0	0	9	1	0	0
2009	New Orleans	16	16	127	87	40	1.5		13.0	0	0	0	0	7	2	0	0
2010	New Orleans	15	15	100	82	18	3.0		33.0	1	6	6	0	10	5	1	0
NFL Totals		67	67	461	328	133	9.5		91.0	4	64	31t	1	34	11	1	0

ADDITIONAL STATISTICS: Special Teams Tackles — (2007, 10); (2008, 12); (2009, 5); (2010, 9) **Total: 36.**

CAREER HIGHS: Tackles — 14, vs. Carolina (11/8/09); **Sacks** — 2 (2x), last at Chicago (12/30/07); **Interceptions** — 1 (4x), last at San Francisco (9/20/10); **Int. Ret for TD** — 1, at Atlanta (12/10/07); **Passes Defensed** — 3, at Carolina (11/7/10); **Forced Fumbles** — 1 (11x), last vs. St. Louis (12/12/10); **Fumble Recoveries** — 1, vs. Seattle (11/21/10); **Special Teams Tackles** — 4, at Tampa Bay (11/30/08).

POSTSEASON

Year	Team	GP	GS	Tot	TACKLES				Yds	INTERCEPTIONS					FUMBLES		
					Solo	Asst	Sk			No	Yds	Lg	TD	PD	FF	FR	Yds
2009	New Orleans	3	2	17	12	5	0.0		0.0	0	0	0	0	2	1	0	0
2010	New Orleans	1	1	7	4	3	0.0		0.0	0	0	0	0	0	0	0	0
NFL Totals		4	3	24	16	8	0.0		0.0	0	0	0	0	2	1	0	0

ADDITIONAL POSTSEASON STATISTICS: Special Teams Tackles — (2009, 2) **Total: 2**

POSTSEASON CAREER HIGHS: Tackles — 8, vs. Indianapolis (2/7/10); **Sacks** — 0; **Interceptions** — 0; **Int. Ret for TD** — 0; **Passes Defensed** — 2, vs. Indianapolis (2/7/10); **Forced Fumbles** — 1, vs. Minnesota (1/24/10); **Fumble Recoveries** — 0; **Special Teams Tackles** — 1 (2x), last vs. Indianapolis (2/7/10).



Garrett HARTLEY

5

HEIGHT: 5-8

WEIGHT: 196

COLLEGE: OKLAHOMA

JOINED SAINTS: FA-08

NFL EXPERIENCE: 4

BORN: 5/16/86

K

NFL CAREER – Signed in a shrewd 2008 midseason acquisition following a tryout, the strong-legged Hartley has already made some of the most significant kicks in club history. He made his first 16 field goal attempts, setting an NFL record for consecutive field goals to start a career. Hartley has been perfect in four postseason contests, drilling eight-of-eight field goals and 15-of-15 PATs, coming through in the clutch on repeated occasions, as well as making him the club's all-time leading scorer in the postseason with 39 points. Overall in his three-year NFL career, the University of Oklahoma product has drilled over 85 percent of his field goal attempts.

CAREER TRANSACTIONS – Agreed to terms on a five-year contract, 3/3/11; Reinstated by NFL Commissioner with one week roster exemption, 10/5/09; Placed on NFL reserve/suspended list, 9/5/09; Signed by Saints, 10/29/08; Waived by Denver Broncos, 7/21/08; Signed by Denver as an undrafted free agent, 4/28/08.

HONORS – **2010:** NFC Special Teams Player of the Week (Week 2).

2010 – Played in 14 games and split the uprights on 20-of-25 field goal attempts, adding 40 PATs for a total of 100 points, the first time he reached the century mark...Inactive for weeks three and four...On Monday night at San Francisco, Sept. 20, was a perfect three of three on field goal attempts, including booting the game-winning 37-yard attempt as time expired, for 11 points, earning NFC Special Teams Player of the Week honors...Logged eight points vs. Pittsburgh, Oct. 31, booting two-of-two FG attempts and two PATs...Converted two-of-two FG attempts and four PATs at Carolina, Nov. 7...In his first trip to his hometown as a professional, made all three FG attempts, including a 50-yarder, along with three PATs for a season-high 12 points at Dallas, Nov. 25, starting a stretch where he made his final ten FG attempts of regular season...Hit from 48 and 24 yards and on all four PAT attempts at Cincinnati, Dec. 5...Made a 40-yard FG attempt and four PAT tries vs. St. Louis, Dec. 12...Kicked three extra points and a 47-yard FG attempt at Baltimore, Dec. 19...Set a career-long with a 52-yard FG and added two PATs on Monday night at Atlanta, Dec. 27...Converted FG attempts of 45 and 38 yards and was good on only PAT attempt in finale vs. Tampa Bay, 1/2/11...In NFC Wild Card Playoff at Seattle, 1/8/11, kicked three FGs (26, 22 and 21 yards) and all three PAT attempts for a postseason career-best 12 points.

2009 – Took over kicking duties for final five regular season games after being suspended for first four and inactive for next seven, going 9-of-11 on field goals

and making 10-of-11 PATs for 37 points...In postseason, made five-of-five field goal attempts and 12-of-12 PATs...Making 2009 debut at Washington, Dec. 6, kicked career-best four field goals-including the 18-yard game-winner in overtime-in five attempts, his only miss coming on a 58-yard attempt at the end of regulation that fell just short. Carrying over from his rookie campaign, made his first 16 field goals, breaking the NFL record for consecutive field goals to start a career, previously held by Kris Brown (13 consecutive FG-1999)...Fourth quarter 38-yard FG, in addition to an earlier 33-yarder, gave the Saints a 26-23 lead they would keep at Atlanta, Dec. 13...In NFC Divisional Playoff vs. Arizona, converted all six PATs and was successful on his lone FG try, a 43-yarder...After converting four PATs in regulation, made the biggest kick of his young career in overtime when he split the uprights on a 40-yard FG to provide the winning margin in a 31-28 win to send Saints to Super Bowl in NFC Championship vs. Minnesota...In Super Bowl XLIV, became first player in Super Bowl history to kick three field goals of 40-or-more yards, when he connected from 46, 44 and 47 yards, in addition to two extra points. **2008** – Signed by the Saints, Oct. 29 and proceeded to have the finest season for field goal percentage by a rookie kicker in club history...Made all 13 field goal attempts and was 28-for-28 on PATs...Field goal total and 67 points are the second-highest total for a Saints rookie kicker, both records held by K Charlie Durkee in 1967 with 14 and 69 points... In NFL debut at Atlanta, Nov. 9, converted both PAT attempts and 24 and 44-yard field goals...Connected on all six of his extra point attempts and converted a 30-yard field goal attempt vs. Green Bay, Nov. 24...Kicking in adverse weather conditions at Tampa Bay, Nov. 30, drilled a pair of 40-yard plus field goals, including career-long 47-yarder.

COLLEGE – Played 43 games over four seasons (2004-07) at Oklahoma, and was a second-team All-Big 12 Conference selection during each of his final two years...Closed career third in OU history in field goals made (47) and sixth in points scored...Finished with a .866 field goal percentage (47 of 58), including successfully converting 13 of 15 as a senior...Made a career-best 53-yarder vs. Utah State in his final season...Named a finalist for the Lou Groza Award as a junior, setting an Oklahoma-record with a .950 field goal percentage (19-of-20), to pick up second-team All-Big 12 honors...Had 33 touchbacks as a sophomore... Majored in communications.

PERSONAL – Born May 16, 1986 in Keller, Texas...Prepped at Southlake Carroll (Southlake, Texas) HS where he was a teammate of Saints QB Chase Daniel and LS Justin Drescher...Made 17-of-20 FG attempts as a senior, earning all-state honors from the *Dallas Morning News*.

GARRETT HARTLEY

SCORING												
Year	Team	GP	FG	FGA	Pct	Lg	Blk	XP	XPA	Pct	Blk	Points
2008	New Orleans	8	13	13	100.0	47	0	28	28	100.0	0	67
2009	New Orleans	5	9	11	81.8	38	0	10	11	90.9	0	37
2010	New Orleans	14	20	25	80.0	52	0	40	40	100.0	0	100
NFL Totals		27	42	49	85.7	52	0	78	79	98.7	0	204

FIELD GOALS											
Year	Team	1-19	Pct	20-29	Pct	30-39	Pct	40-49	Pct	50+	Pct
2008	New Orleans	0/0	0.0	5/5	100.0	4/4	100.0	4/4	100.0	0/0	0.0
2009	New Orleans	1/1	100.0	5/5	100.0	3/4	75.0	0/0	0.0	0/1	0.0
2010	New Orleans	1/1	100.0	4/6	66.7	7/9	77.8	6/7	85.7	2/2	100.0
NFL Totals		2/2	100.0	14/16	87.5	14/17	82.4	10/11	90.9	2/3	66.7

ADDITIONAL STATISTICS: Special Teams Tackles — (2008, 1) Total: 1.

CAREER HIGHS: FG Made — 4, at Washington (12/6/09); FG Attempts — 5, at Washington (12/6/09); Longest FG — 52, at Atlanta (12/27/10); Longest FG Attempt — 58, at Washington (12/6/09); PAT Made — 6 (2x), last at Detroit (12/21/08); PAT Attempted — 6 (2x), last at Detroit (12/21/08); Points — 15, at Washington (12/6/09); Consecutive FG Made — 16, (11/9/08-12/6/09); Kickoff Touchbacks — 4, at Detroit (12/21/08); Special Teams Tackles — 1, at Atlanta (11/9/08).

POSTSEASON

SCORING												
Year	Team	GP	FG	FGA	Pct	Lg	Blk	XP	XPA	Pct	Blk	Points
2009	New Orleans	3	5	5	100.0	47	0	12	12	100.0	0	27
2010	New Orleans	1	3	3	100.0	26	0	3	3	100.0	0	12
NFL Totals		4	8	8	100.0	47	0	15	15	100.0	0	39

FIELD GOALS											
Year	Team	1-19	Pct	20-29	Pct	30-39	Pct	40-49	Pct	50+	Pct
2009	New Orleans	0/0	0.0	0/0	0.0	0/0	0.0	5/5	100.0	0/0	0.0
2010	New Orleans	0/0	0.0	3/3	100.0	0/0	0.0	5/5	100.0	0/0	0.0
NFL Totals		0/0	0.0	3/3	100.0	0/0	0.0	5/5	100.0	0/0	0.0

POSTSEASON CAREER HIGHS: FG Made — 3 (2x), last at Seattle (1/8/11); FG Attempts — 3 (2x), last at Seattle (1/8/11); Longest FG — 47, vs. Indianapolis (2/7/10); Longest FG Attempt — 47, vs. Indianapolis (2/7/10); PAT Made — 6, vs. Arizona (1/16/10); PAT Attempted — 6, vs. Arizona (1/16/10); Points — 12, at Seattle (1/8/11); Consecutive FG Made — 8, (1/16/10-current); Kickoff Touchbacks — 0; Special Teams Tackles — 0.



Devery HENDERSON 19

HEIGHT: 5-11 WEIGHT: 200

COLLEGE: LOUISIANA STATE

JOINED SAINTS: D2A-04

NFL EXPERIENCE: 8

BORN: 3/26/82

WR

NFL CAREER — Few players in the NFL can stretch the field like Henderson, one of the league's most dangerous deep threats. The speedy wideout has averaged an NFL-best 19.0 yards per reception over the last five seasons, and has 17 catches of over 50 yards during his career. A second-round pick in 2004 out of

LSU, Henderson has started 54 of 92 games in his career and totaled 191 receptions for 3,558 yards (18.6 avg.) and 17 touchdowns. Henderson's career receiving average is the highest in club record books and his receiving yardage total is ranked seventh.

CAREER TRANSACTIONS – Re-signed to a four-year contract, 3/4/09; Re-signed to a one-year contract, 3/3/08; Signed to four-year contract, 8/6/04; Selected in the second round of 2004 NFL Draft (50th overall).

2010 GAME BY GAME

Date	Opp.	RECEIVING				YDS	AVG	LG	TD	RUSHING				YDS	AVG	LG	TD
		GP	ST	REC						ATT	YDS	AVG					
9/9	MIN	X	X	2	38	19.0	29	1	0	0	0	0.0	0	0	0	0	0
9/20	@SF	X	X	3	28	9.3	11	0	0	0	0	0.0	0	0	0	0	0
9/26	ATL	X	X	2	23	11.5	14	0	0	0	0	0.0	0	0	0	0	0
10/3	CAR	X	X	6	59	9.8	12	0	1	-2	-2.0	-2	0	0	0	0	0
10/10	ARZ	X	X	4	61	15.3	39	0	0	0	0.0	0	0	0	0	0	0
10/17	@TB	X	X	0	0	0.0	0	0	0	0	0.0	0	0	0	0	0	0
10/24	CLE	X	X	2	20	10.0	23	0	0	0	0.0	0	0	0	0	0	0
10/31	PIT	X	X	3	33	11.0	13	0	0	0	0.0	0	0	0	0	0	0
11/7	@CAR	X	X	0	0	0.0	0	0	0	0	0.0	0	0	0	0	0	0
11/21	SEA	X	X	1	17	17.0	17	0	1	1	1.0	1	0	0	0	0	0
11/25	@DAL	X	X	4	97	24.3	57	0	0	0	0.0	0	0	0	0	0	0
12/5	@CIN	X	X	1	0	0.0	0	0	0	0	0.0	0	0	0	0	0	0
12/12	STL	X	X	0	0	0.0	0	0	0	0	0.0	0	0	0	0	0	0
12/19	@BAL	X	X	3	53	17.7	26	0	0	0	0.0	0	0	0	0	0	0
12/27	@ATL	X	X	3	35	11.7	14	0	1	9	9.0	9	0	0	0	0	0
1/2	TB	X	X	0	0	0.0	0	0	0	0	0.0	0	0	0	0	0	0
2010 Season		16	11	34	464	13.6	57	1	3	8	2.7	9	0				

2010 – Started 11-of-16 games, recorded 34 receptions for 464 (13.6 avg.) yards with one touchdown...Also had three rushes for eight yards...In opener vs. Minnesota, Sept. 9, 29-yard TD grab on New Orleans' first offensive drive gave Saints an early lead...Finished with four receptions for 97 yards, including 57- and 22-yard first quarter catches, which put the Saints inside the ten-yard line on two occasions on drives that would result in TDs at Dallas, Nov. 25...In NFC Wild Card Playoff at Seattle, 1/8/11, started and led team with seven catches for 77 yards with a six-yard TD. **2009** – Appeared in all 16 games with 11 starts and added 51 receptions for 804 yards (15.8 avg.) and two touchdowns. Finished with career-highs in catches and yardage...Ranked second on club in catches, yardage and receiving average...In postseason, recorded 15 receptions for 182 yards with two touchdowns...In opener vs. Detroit, Sept. 13, led club in catches and receiving yardage with five grabs for 103 yards and a 58-yard TD reception...Caught three passes for 71 yards, including a key 38-yard third down grab at Philadelphia, Sept. 20...Made four catches for 71 yards, at Miami, Oct. 25, including a 37-yard reception...Displayed a clutch performance vs. Atlanta, Nov. 2, as he recorded four catches for 46 yards. Second quarter 24-yard acrobatic grab helped move the Saints inside the five-yard line to set up a TD...Hauled in three passes for 93 yards (31.0 avg.) vs. Carolina, Nov. 8. His 63-yard reception, which he took to the Carolina ten-yard line, on New Orleans' first drive of the third quarter, set up the TD that cut their deficit to four points...Had four receptions for team-high 72 yards at St. Louis, Nov. 15, making 26 and 21-yard grabs...Hauled in three passes for 116 yards (38.7 avg.) with a 75-yard TD catch vs. New England, Nov. 30, to rank second on club in yardage as he and Marques Colston had

the club's first dual day of 100 yards receiving since 2006. In addition to his TD, also had a 33-yard reception on game's first offensive play to put Saints in Patriots territory...Had 61 receiving yards on five catches at Washington, Dec. 6. Five of his grabs went for first downs...Made four receptions for 80 yards in NFC Divisional Playoff vs. Arizona, as 44 came on a second quarter TD catch on flea flicker play...In NFC Championship, led Saints in receiving with four catches for 39 yards. Second quarter nine-yard TD grab knotted the score at 14-14...Tied with Colston for team receiving lead with seven catches for 63 yards in Super Bowl XLIV. **2008** – Started 13 of 16 games, recording a catch in all but one...Finished with 32 catches for 793 yards, averaging an NFL-best 24.8 yards per catch with three touchdowns...Also had four rushes for 33 yards...Had eight grabs of 25 yards or more, including six of over 50...Hauled in a career-long 84-yard TD in season-opening win vs. Tampa Bay, Sept. 7...Had an 81-yard grab vs. San Francisco, Sept. 28...Notched fifth career 100-yard performance with four catches for 104 yards and a TD vs. Minnesota, Oct. 6, including a 52-yard catch...Had two catches for 68 yards vs. Oakland, Oct. 12, including 51-yard completion, and three receptions for 80 yards at Carolina, with a 54-yard grab, Oct. 19. Performance closed four-game streak with a 50+ yard catch...At Atlanta, Nov. 9, had two catches for 33 yards and a 30-yard rush on reverse...At Detroit, Dec. 21, had two receptions for 96 yards, with a 64-yard grab. **2007** – Started nine of 16 games, recording 20 receptions for 409 yards (20.5 avg.), with three touchdowns and added two rushes for 20 yards...Had four catches for 101 yards, including a 54-yard grab, vs. Carolina, Oct. 7...Hauled in 37-yard TD vs. Atlanta, Oct. 21, and six-yard TD grab at Houston, Nov. 18...Had 45-yard TD reception vs. Tampa Bay, Dec. 2...At Atlanta, Dec. 10 had a 32-yard catch and a 15-yard run off a reverse...Caught a 53-yard pass vs. Philadelphia, Dec. 23. **2006** – Played in 13 games with seven starts, inactive for other three contests...Posted 32 catches for 745 yards (23.3 avg.) and a career-high five touchdowns...Also had two carries for 14 yards, including an 11-yard scoring burst vs. Atlanta, Sept. 25...Had 14 catches of 20 yards or more during regular season and added a 40-yard reception in NFC Championship at Chicago and a 35-yard grab in Divisional Playoffs vs. Philadelphia...Notched eight catches of 42 yards or more, and four traveled at least 50 yards...Hauled in TDs of 76, 52, 45, 42, and 26 yards, averaging 48.2 yards per score through the air...Started five of final six contests when he emerged as club's most dangerous downfield target...Recorded first 100-yard day of career at Tampa Bay, Nov. 5 with three catches for 111 yards and a pair of touchdowns, from 52 and 45 yards, for first multi-TD game of career...Posted career-highs with nine catches for 169 yards vs. Cincinnati, Nov. 19, including a 44-yard reception...Followed with another strong performance, hauling in four passes for 158 yards (39.5 avg.) and a 76-yard TD at Atlanta, Nov. 26...Had two catches for 92 yards at Dallas, Dec. 10, with a 42-yard TD...Added two catches for 71 yards in finale vs. Carolina, including a 65-yard reception. **2005** – Played in 14 games with three starts and had 22 receptions for 343 yards and three touchdowns...Made season debut vs. New York Giants, Sept. 19, and had three receptions for 42 yards...Caught three passes for 95 yards at Minnesota, Sept. 25...Had first career start vs. Buffalo, Oct. 2...Had four receptions for 53 yards and recorded his first career TD catch vs. Atlanta, Oct. 16...Recorded game-winning 30-yard TD reception in fourth quarter at NY Jets, Nov. 27...Started at Tampa Bay, 1/1/06, and caught two passes for 30 yards, including a 24-yard TD. **2004** – Spent 14 games on inactive list...Played briefly at Arizona, Oct. 3...Dressed but did not play at Atlanta, Nov. 28.



New Orleans Saints All-Time Receiving Average Leaders (Min. 100 Receptions)

Player	Years	Rec.	Yds.	Avg.
1. Devery Henderson	2004-	191	3,558	18.6
2. Ike Harris	1978-81	104	1,710	16.4
3. Robert Meachem	2007-	101	1,649	16.3
4. Danny Abramowicz	1967-73	309	4,875	15.8
5. Henry Childs	1974-80	207	3,224	15.6

Highest Avg. Per Catch in the NFL Since 2006

Player	Rec.	Yards	Avg.	TD
1. Devery Henderson	169	3,215	19.0	14
2. DeSean Jackson	171	3,124	18.3	17
3. Malcolm Floyd	131	2,265	17.3	14
4. Vincent Jackson	209	3,589	17.2	28
5. Brandon Lloyd	136	2,308	17.0	13

COLLEGE – Emerged as one of nation's top weapons from 2002-03... Played in 42 games and caught 89 passes for 1,311 yards (14.7-avg.) and 19 TDs...Opened career at RB, recording 433 yards on 73 carries (5.9-average) with three TDs...Switched to WR in 2002 and started 11 games, hauling in 23 passes for 442 yards and eight TDs...On receiving end of one of the most memorable plays in school history that season, when he hauled in a 75-yard TD pass as time expired to defeat Kentucky, named the Play of the Year by the AP...As a senior earned second-team All-SEC honors with 53 catches for 861 yards and 11 TDs... Majored in business.

PERSONAL – Member of LSU's national champion indoor track and field team in 2001...Ran second-fastest 60-meter time in school history at 6.72 seconds...Member of LSU's NCAA-qualifying 4x100 relay team...Attended Opelousas (La.) HS, rushing for 1,322 yards and 20 TDs as senior...Class 4A state 100- and 200-meter champion with times of 10.3 and 21.1...Hometown held a March, 2010 parade to honor him following Super Bowl XLIV victory...Full name: Devery Vaughn Henderson, Jr....Born March 26, 1982 in Lafayette, La.

DEVERYHENDERSON

Year	Team	RECEIVING							RUSHING				
		GP	GS	No	Yds	Avg	Lg	TD	Att	Yds	Avg	Lg	TD
2004	New Orleans	1	0	0	0	0.0	0	0	0	0	0.0	0	0
2005	New Orleans	14	3	22	343	15.6	66	3	1	9	9.0	9	0
2006	New Orleans	13	7	32	745	23.3	76t	5	2	14	7.0	11t	1
2007	New Orleans	16	9	20	409	20.5	54	3	2	20	10.0	15	0
2008	New Orleans	16	13	32	793	24.8	84t	3	4	33	8.3	30	0
2009	New Orleans	16	11	51	804	15.8	75t	2	4	13	3.3	13	0
2010	New Orleans	16	11	34	464	13.6	57	1	3	8	2.7	9	0
NFL Totals		92	54	191	3,558	18.6	84t	17	16	97	6.1	30	1

ADDITIONAL STATISTICS: Punt Returns — (2009, 4 ret., 16 yards., 4.0 avg., 11 long) **Total: 4 ret., 16 yards, 4.0 avg., 11 long;** Kickoff Returns — (2010, 6 ret., 142 yards, 23.7 avg., 27 long) **Total: 6 ret., 142 yards, 23.7 avg., 27 long.**


CAREER HIGHS: Receptions — 9, vs. Cincinnati (11/19/06); **Receiving Yards** — 169, vs. Cincinnati (11/19/06); **Long Reception** — 84t, vs. Tampa Bay (9/7/08); **Receiving TDs** — 2, at Tampa Bay (11/5/06). **Rushes** — 1 (16x), last at Atlanta (12/27/10); **Rushing Yards** — 30, at Atlanta (11/9/08); **Long Rush** — 30, at Atlanta (11/9/08); **Rushing TDs** — 1, vs. Atlanta (9/25/06).

POSTSEASON

Year	Team	RECEIVING							RUSHING				
		GP	GS	No	Yds	Avg	Lg	TD	Att	Yds	Avg	Lg	TD
2006	New Orleans	2	1	3	92	30.7	40	0	0	0	0.0	0	0
2009	New Orleans	3	3	15	182	12.1	44t	2	1	-7	-7.0	-7	0
2010	New Orleans	1	1	7	77	11.0	40	1	0	0	0.0	0	0
NFL Totals		6	5	25	351	14.0	44t	3	1	-7	-7.0	-7	0

ADDITIONAL POSTSEASON STATISTICS: Kickoff Returns — (2010, 4 ret., 60 yards, 15.0 avg., 20 long) **Total: 4 ret., 60 yards, 15.0 avg., 20 long.**

POSTSEASON CAREER HIGHS: Receptions — 7 (2x), last at Seattle (1/8/11); **Receiving Yards** — 80, vs. Arizona (1/16/10); **Long Reception** — 44t, vs. Arizona (1/16/10); **Receiving TDs** — 1 (3x), last at Seattle (1/8/11); **Rushes** — 1, vs. Indianapolis (2/7/10); **Rushing Yards** — -7, vs. Indianapolis (2/7/10); **Long Rush** — -7, vs. Indianapolis (2/7/10); **Rushing TDs** — 0.


**Will
HERRING**
53

HEIGHT: 6-3 WEIGHT: 241
 COLLEGE: AUBURN
 JOINED SAINTS: UFA-II (SEA.)
 NFL EXPERIENCE: 5
 BORN: 8/28/83

LB

NFL CAREER – Herring saw time at linebacker and on special teams for the Seattle Seahawks in 2010, playing in 15 regular season games with two post-season appearances. He has recorded 75 tackles (60 solo), one sack, one interception, three passes defended, and 2 forced fumbles in his career with 33 special teams tackles over four years. Herring has started 8 games and appeared in 54 contests since being drafted by Seattle in the fifth round of the 2007 draft. Before joining the Seahawks out of Auburn.

CAREER TRANSACTIONS – Agreed to terms with New Orleans, 07/29/11; Chosen by Seattle with the 24th pick in the 5th round (161st overall) in the 2007 Draft.

2010 – Played in 15 games at LB and on special teams, missing contest against Tampa Bay, Dec. 26 with a hamstring injury...Finished with 26 tackles (22 solo), one sack, one interception, two pass defenses and one forced fumble...Recorded ten tackles on special teams...Replaced Aaron Curry (hamstring) in the second quarter and recorded 3 solo tackles against San Diego, Sep. 26...Had two solo tackles and one sack for a loss of 12 yards at St. Louis, Oct. 3...Gained five tackles (three solo), one pass defended, and his first career interception after returning from injury at home against St. Louis, Jan. 12...Had four tackles (three solo) and a pass defended in Wild Card matchup against the Saints...Recorded two solo tackles and a forced fumble at Chicago in the second round of the playoffs.

2009 – Played in all 16 games for Seattle, starting 7 contests... Replaced Aaron Curry (shoulder) and Leroy Hill (groin) in his starts...Posted 38 tackles (30 solo), one pass defended, and one forced fumble...Recorded eight special teams tackles...Had a career high eight stops (five solo) at Green Bay, Dec. 27...Gained seven tackles (six solo) and first career forced fumble against Tennessee, 1/3/11.

2008 – Appeared in 11 games, starting one, for Seattle...Recorded 11 tackles (eight solo) with two tackles on special teams...Posted five tackles (four solo) against the New York Jets, Dec. 21...Gained six tackles (four solo) at Arizona, Dec. 28. **2007** – Appeared in 12 games in his rookie campaign...Posted 13 special teams tackles...Played in two postseason games, recording two special teams tackles...Recorded three tackles against Cincinnati, Sep. 23.

COLLEGE – Played in 52 career games at Auburn...Recorded 237 tackles, seven interceptions, two sacks, four fumble recoveries and one forced fumble in his career...Redshirted his freshman year in 2002...Names Coaches' and *Associated Press* All-SEC Second-Team in 2005...Named first-team Freshman All-SEC

by *The Sporting News* and the coaches in 2003...Received the Eddie Welch Attitude and Effort Award after moving from Free Safety to Linebacker in 2006... Was among the inaugural class of 345 inductees into the National Football Foundation National Honor Society...Majored in Exercise Science.

PERSONAL – Three year starter at quarterback at Opelika (Ala.) HS... Led team to a 30-6 record in his career...Recorded 2,638 yards passing with 22 touchdowns...Gained 1,632 yards rushing with 27 touchdowns...Two time school offensive MVP...Also played baseball...Married (Ashley)...Born August 28th, 1983.

WILLHERRING

Year	Team	GP	GS	Tot	TACKLES			Yds	INTERCEPTIONS					FUMBLES		
					Solo	Asst	Sk		No	Yds	Lg	TD	PD	FF	FR	Yds
2007	Seattle	12	0	0	0	0	0.0	0.0	0	0	0	0	0	0	0	0
2008	Seattle	11	1	11	8	3	0.0	0.0	0	0	0	0	0	0	0	0
2009	Seattle	16	7	38	30	8	0.0	0.0	0	0	0	0	1	1	0	0
2010	Seattle	15	0	26	22	4	1.0	12.0	1	0	0	0	2	1	0	0
NFL Totals		54	8	75	60	15	1.0	12.0	1	0	0	0	3	2	0	0

ADDITIONAL STATISTICS: Special Teams Tackles — (2007, 13); (2008, 2); (2009, 8); (2010, 10) **Total: 33**

CAREER HIGHS: Tackles — 8, at Green Bay (12/27/09); Sacks — 1, vs. St. Louis (10/3/10); Interceptions — 1 (1/2/11); Forced Fumbles — 1 (2x), last ; Fumble Recoveries — 0.

POSTSEASON

Year	Team	GP	GS	Tot	TACKLES			Yds	INTERCEPTIONS					FUMBLES		
					Solo	Asst	Sk		No	Yds	Lg	TD	PD	FF	FR	Yds
2009	Seattle	2	0	0	0	0	0.0	0.0	0	0	0	0	0	0	0	0
2010	Seattle	2	0	6	5	1	0.0	0.0	0	0	0	0	1	1	0	0
NFL Totals		4	0	6	5	1	0.0	0.0	0	0	0	0	1	1	0	0

ADDITIONAL POSTSEASON STATISTICS: Special Teams Tackles — (2007, 2) (2010, 1) **Total: 3**

POSTSEASON CAREER HIGHS: Tackles — 4, vs. New Orleans (1/8/11); Sacks — 0; Interceptions — 0; Passes Defensed — 1, vs. New Orleans (1/8/11); Forced Fumbles — 1, at Chicago, 1/16/11; Fumble Recoveries — 0.



Ramon HUMBER

54

HEIGHT: 5-11 WEIGHT: 232

COLLEGE: NORTH DAKOTA STATE

JOINED SAINTS: FA-10

NFL EXPERIENCE: 3

BORN: 8/10/87

LB

NFL CAREER – Humber signed with the Saints in the final month of the 2010 campaign after spending the first season and a half of his NFL career with Indianapolis, who he originally signed with as an undrafted free agent in 2009. A special teams standout, he led the Colts with 17 tackles in his rookie season and

then appeared in five games with Indianapolis and New Orleans in 2010. Signed out of North Dakota State in 2009, Humber's appeared in 21 career games, tallying 23 tackles with a forced fumble and 21 special teams stops.

CAREER TRANSACTIONS – Signed by Saints, 12/1/10; Waived from Injured Reserve by the Indianapolis Colts, 11/19/10; Placed on Injured Reserve by Indianapolis, 9/27/10; Waived/injured by Indianapolis, 9/25/10; Signed by Indianapolis as an undrafted free agent, 4/30/09.

2010 – Played in first two games of season with Indianapolis, making one tackle and two special teams stops before a hand injury put him on injured reserve. After being waived by the Colts, signed with the Saints and appeared in three regular season games, making three special teams tackles...Made two stops on coverage in one postseason contest. **2009** – Appeared in 16 games as rookie for Indianapolis, starting the final two games at WLB, and posted 22 tackles with one forced fumble while leading the team with 17 special teams stops...Made three tackles on defense and two on special teams at St. Louis, Oct. 25...Posted season-high three special teams tackles and forced one fumble on defense vs. San Francisco, Nov. 1...Made first career start vs. NY Jets, Dec. 27, and notched career-best 10 tackles...Recorded eight tackles on defense and two special teams stops in finale at Buffalo, Jan. 3...Made a special teams tackle vs. Baltimore in AFC Divisional playoff, 1/16/10...Posted two special teams tackles in win over Jets in AFC Championship, 1/24/10...Saw action on special teams against New Orleans in Super Bowl XLIV.

COLLEGE – Four-year letterman at North Dakota State, starting 32 of the 43 games he appeared in and made 249 tackles...Led the Bison with 93 tackles (57 solo) as senior in 2008...Second on the team with 72 tackles as a junior, earning All-Great West Conference first-team honors...Tied for team-lead with 67 tackles in first year as starter as sophomore...Made 17 tackles as freshman...Major in physical education.

PERSONAL – Attended Champlin Park (Minn.) HS, where he was a first-team all-state LB as a senior...Born August 10, 1987 in Brooklyn Park, Minnesota.

RAMONHUMBER

Year	Team	GP	GS	Tot	TACKLES			Yds	INTERCEPTIONS					FUMBLES		
					Solo	Asst	Sk		No	Yds	Lg	TD	PD	FF	FR	Yds
2009	Indianapolis	16	2	22	10	12	0.0	0.0	0	0	0	0	0	1	0	0
2010	Indianapolis	2	0	1	1	0	0.0	0.0	0	0	0	0	0	0	0	0
	New Orleans	3	0	0	0	0	0.0	0.0	0	0	0	0	0	0	0	0
NFL Totals		21	2	23	11	12	0.0	0.0	0	0	0	0	0	1	0	0
Saints Totals		3	0	0	0	0	0.0	0.0	0	0	0	0	0	0	0	0

ADDITIONAL STATISTICS: Special Teams Tackles — (2009, 17); (2010, 4) **Total: 21**

CAREER HIGHS: Tackles — 10, vs. N.Y. Jets (12/27/09); Sacks — 0; Interceptions — 0; Passes Defensed — 0; Forced Fumbles — 1, vs. San Francisco (11/1/09); Fumble Recoveries — 0; Special Teams Tackles — 3, vs. San Francisco (11/1/09).

POSTSEASON

Year	Team	GP	GS	Tot	TACKLES			Yds	INTERCEPTIONS					FUMBLES		
					Solo	Asst	Sk		No	Yds	Lg	TD	PD	FF	FR	Yds
2009	Indianapolis	3	0	0	0	0	0.0	0.0	0	0	0	0	0	0	0	0
2010	New Orleans	1	0	0	0	0	0.0	0.0	0	0	0	0	0	0	0	0
NFL Totals		4	0	0	0	0	0.0	0.0	0	0	0	0	0	0	0	0

ADDITIONAL POSTSEASON STATISTICS: Special Teams Tackles — (2009, 3); (2010, 2) **Total: 5**

POSTSEASON CAREER HIGHS: Tackles — 0; Sacks — 0; Interceptions — 0; Passes Defensed — 0; Forced Fumbles — 0; Fumble Recoveries — 0; Special Teams Tackles — 2 (2x), last at Seattle (1/8/11).



Tory HUMPHREY 84

HEIGHT: 6-2 WEIGHT: 255
 COLLEGE: CENTRAL MICHIGAN
 JOINED SAINTS: FA-10
 NFL EXPERIENCE: 5
 BORN: 1/20/83

TE

NFL CAREER — Originally joining New Orleans late in the 2009 season, Humphrey's contributed with his blocking as an asset to both the run and passing games. The four-year veteran has played in 31 career games with two starts, recording 13 receptions for a total of 81 yards. The former Central Michigan standout entered the NFL as an undrafted free agent signed by Indianapolis in 2005 before moving to the Green Bay practice squad and later their active roster.

CAREER TRANSACTIONS — Agreed to terms, 8/2/11; Re-signed, 9/7/10; Released, 9/6/10; Re-signed by Saints as a free agent, 12/29/09; Waived by Saints, 12/26/09; Signed by Saints as a free agent, 12/21/09; Waived from injured reserve by Green Bay Packers, 8/19/09; Placed on injured reserve by Packers, 8/13/09; Re-signed by Packers (RFA) to a one-year contract, 4/6/09; Re-signed by Packers (ERFA), 3/19/08; Placed on injured reserve by Packers, 8/3/07; Re-signed by Packers, (ERFA), 3/23/07; Placed on injured reserve by Packers, 11/15/06; Signed to Packers active roster, 12/30/05; Signed to Packers practice

squad, 11/15/05; Waived by Packers, 8/27/05; Signed by Packers (FA), 8/1/05; Waived by Indianapolis Colts, 6/9/05; Signed by Indianapolis as an undrafted free agent, 4/29/05.

2010 – Appeared in six regular season games with two starts and one playoff contest...Had a 12-yard reception vs. Seattle, Nov. 21...Started as Saints opened in three-TE set at Dallas, Nov. 25. **2009** – Signed by Saints late in season and played in regular season-finale, catching one pass for seven yards at Carolina, Jan. 3...Inactive for all three postseason games...Suffered fractured forearm in training camp practice with Green Bay before being waived/injured. **2008** – Bounced back from leg injury that forced him to miss entire '07 campaign, playing in 16 games with seven starts...Caught career-high 11 passes for 162 yards (14.7 avg.) and registered four special teams tackles...Posted two of the season's three longest receptions by a Packers TE, with 37 and 29-yard grabs...Played and caught first pass of his career, a seven-yard reception vs. Minnesota, Sept. 8...Made first career start as team opened up in two-TE set at Tampa Bay, Sept. 28...Posted career-highs vs. Atlanta, Oct. 5, with four receptions for 67 yards, and made longest career catch when he hauled in 37-yard pass...Caught 13-yard pass at Minnesota, Nov. 9, and added season-high two special teams tackles...Caught 29-yard pass at New Orleans, Nov. 24, the longest reception by the Packers in the game. **2007** – Placed on injured reserve during first week of training camp after breaking his lower leg during opening practice, July 28. **2006** – Played in seven games, mostly on special teams, and inactive for first two contests...Suffered a hamstring injury at Minnesota, Nov. 12 and placed on injured reserve three days later...Made five special teams tackles, and played a limited role on offense...In addition to TE, received playing time at FB, where he played some on practice squad in 2005...Recorded one special teams stop in first action at Detroit, Sept. 24...Made two special teams tackles at Miami, Oct. 22. **2005** – Spent six weeks on the Packers' practice squad before he was signed to active roster on Dec. 30...Saw action in finale vs. Seattle, 1/1/06, playing on offense and special teams in first NFL contest...Entered the league as an undrafted free agent with Indianapolis.

COLLEGE – Four-year starter at Central Michigan, caught 68 passes for 862 yards and seven touchdowns...Majoring in entrepreneurship...Caught eight passes as senior for 137 yards (17.1 avg.)...Played in 10 games as junior, notching two TDs among 14 catches for 212 yards (15.1 avg.)...Saw action in all 12 games and caught 22 passes for 276 yards and two TDs as sophomore...Played in 11 contests as freshman, averaging 21.5 yards on 11 catches with three TDs and named to the Freshman All-America team by *The Sporting News*...Initially slated as a DE, moved to TE before his freshman year began.

PERSONAL – Tory Terrell Humphrey...Born in Saginaw, Mich., Jan. 20, 1983...Married to Ebony, his high school sweetheart...Couple has two daughters, Kahnya, 9, and Naliya, 6, and a son, Tory Jr., 4...Earned nine varsity letters at Saginaw (Mich.) HS, three each in track, football and swimming...Played LB, DT and G for a team that lost only three games during his three seasons...Won state championship as junior...As senior, was listed No. 32 on the *Detroit News* Blue Chip and No. 48 on *Detroit Free Press* Feb 50...Participated in state championship for discus throw senior year.

TORY HUMPHREY

Year	Team	GP	GS	RECEIVING		Avg	Lg	TD
				No	Yds			
2005	Green Bay	1	0	0	0	0.0	0	0
2006	Green Bay	7	0	0	0	0.0	0	0
2007	Green Bay			INJURED RESERVE				
2008	Green Bay	16	7	11	162	14.7	37	0
2009	New Orleans	1	0	1	7	7.0	7	0
2010	New Orleans	6	2	1	12	12.0	12	0
NFL Totals		31	2	13	181	13.9	37	0
Saints Totals		7	2	2	19	9.5	12	0

ADDITIONAL STATISTICS: Special Teams Tackles — (2006, 5); (2008, 4) **Total: 9.**

CAREER HIGHS: Receptions — 4, vs. Atlanta (10/5/08); Receiving Yards — 67, vs. Atlanta (10/5/08); Long Reception — 37, vs. Atlanta (10/5/08); Receiving TDs — 0.

POSTSEASON

Year	Team	GP	GS	RECEIVING		Avg	Lg	TD
				No	Yds			
2010	New Orleans	1	0	0	0	0.0	0	0
NFL totals		1	0	0	0	0.0	0	0

POSTSEASON CAREER HIGHS: Receptions — 0; Receiving Yards — 0; Long Reception — 0; Receiving TDs — 0.



Clint INGRAM

57

HEIGHT: 6-2 WEIGHT: 240

COLLEGE: OKLAHOMA

JOINED SAINTS: FA-11

NFL EXPERIENCE: 6

BORN: 3/21/83

LB

NFL CAREER – Ingram is a tough, physical linebacker who made 46 starts in 56 games in his first four NFL seasons with the Jacksonville Jaguars including 12 in both the 2008 and 2009 seasons. The former third-round draft pick, who possesses a mix of power and speed, has career totals of 331 tackles (193 solo), 5.5 sacks, two interceptions, one fumble recovery, seven pass defenses and 10 special teams tackles. Ingram will look to earn a spot in the New Orleans linebacker rotation after spending the first six games of the 2010 season on the physically unable to perform list.

CAREER TRANSACTIONS – Agreed to terms, 8/1/11; Released, 10/20/10; Placed on Physically Unable to Perform List, 9/4/10; Agreed to terms on a one-year contract with Saints, 5/19/10; Placed on Injured Reserve by Jacksonville Jaguars, 12/22/09; Signed by Jacksonville to a four-year contract, 7/28/06; Selected by Jacksonville in the third round (80th overall) of the 2006 NFL Draft.

2010 – Spent the first six games of the season on the Physically Unable to Perform list after undergoing offseason knee surgery. **2009** – Played in 13 games with 12 starts...Inactive for one game and placed on Injured Reserve, Dec. 22 with shoulder injury...Tied for third on Jaguars with 77 tackles (47) solo and added one sack and one forced fumble...Recorded five tackles (three solo) vs. Arizona, Sept. 20...Recorded eight tackles (five solo) and sacked Texans QB Matt Schaub for a seven-yard loss in the fourth quarter at Houston, Sept. 27...Had seven tackles (three solo) vs. St. Louis, Oct. 18...Had a season-high nine tackles (seven solo) and one fumble recovery at New York Jets, Nov. 15...Finished with six tackles (five solo) vs. Buffalo, Nov. 22...Recorded six stops (five solo) at San Francisco, Nov. 29...Recorded six solo tackles vs. Miami, Dec. 13, but went down with season-ending shoulder injury in third quarter. **2008** – Appeared in 16 games with 12 starts...Recorded 72 tackles (38 solo) and career-high two sacks...Sacked Vince Young in season-opener at Tennessee, Sept. 7...Totaled five tackles at Indianapolis, Sept. 21...Recorded eight tackles and a first quarter sack of QB Daunte Culpepper at Detroit, Nov. 9...Totaled a season-high nine tackles and one special teams stop vs. Tennessee, Nov. 16...Tied season-high with team-leading nine tackles vs. Green Bay, Dec. 14...Totaled six tackles in season finale at Baltimore, Dec. 28. **2007** – Started 11 of 13 games after missing first three with ankle sprain...Had 65 tackles, one sack and an interception returned for a TD...Recorded three tackles and a takedown of Vince Young at Tennessee, Nov. 11...Registered nine tackles at Indianapolis, Dec. 2...Returned a Vinny Testaverde pass 39 yards for a TD vs. Carolina, Dec. 9...Recorded seven tackles in both postseason contests at Pittsburgh, Jan. 5 and at New England, Jan. 12. **2006** – Played in 14 games with 11 starts and ranked second on team with 117 tackles, along with 1.5 sacks and one interception...After being inactive for first two games, served as a backup and then assumed starting spot in week six...In first start at Houston, Oct. 22, recorded nine tackles...Recorded first career sack and added 10 tackles and one pass defense at Philadelphia, Oct. 29...Had career-high 14 stops vs. Tennessee, Nov. 5...Tied for team lead with 10 tackles and picked off Eli Manning for first interception vs. N.Y. Giants, Nov. 20...Registered eight tackles and three passes defended vs. Indianapolis, Dec. 10...Split a sack and led team with nine tackles at Tennessee, Dec. 17...Had 13 tackles vs. New England, Dec. 24.

COLLEGE – Two-year starter for Sooners...Started 22 of 46 games and recorded 127 tackles, seven sacks, five interceptions, four forced fumbles and two fumble recoveries...Named All-Big 12 Conference second-team by coaches as senior, when he started all 11 games and was team captain.

PERSONAL – Attended Hallsville (Texas) HS...Registered 100 tackles, three forced fumbles and one interception...Active in community programs as a Jaguar, assembling bi-weekly visits among linebackers to a local children's hospital to see patients, sign autographs and distribute gifts...Also supported team food drives, children's athletic and academic programs, blood drives, holiday shopping events and served as emcee of 2009 Duval County Special Olympic Games...Inducted into "H" (Hallsville) Association Hall of Fame in 2005...Nicknamed "Country".

CLINTINGRAM

Year	Team	GP	GS	Tot	TACKLES				Yds	INTERCEPTIONS					FUMBLES		
					Solo	Asst	Sk			No	Yds	Lg	TD	PD	FF	FR	Yds
2006	Jacksonville	14	11	117	67	50	1.5	10.0		1	0	0	0	4	0	0	0
2007	Jacksonville	13	11	65	41	24	1.0	0.0		1	39	39	1	3	0	0	0
2008	Jacksonville	16	12	72	38	34	2.0	5.0		0	0	0	0	0	0	0	0
2009	Jacksonville	13	12	77	47	30	1.0	7.0		0	0	0	0	0	0	1	0
2010	New Orleans								Did Not Play								
NFL totals		56	46	331	193	138	5.5	22.0		2	39	39	1	7	0	1	0

ADDITIONAL STATISTICS: Special Teams Tackles — (2006, 4); (2007, 2); (2008, 4) **Total: 10**

CAREER HIGHS: Tackles — 14, vs. Tennessee (11/5/06); Sacks — 1 (5x), last at Houston (9/27/09); Interceptions — 1 (2x), last vs. Carolina (12/9/07); Passes Defended — 3, vs. Indianapolis (12/10/06); Forced Fumbles — 0; Fumble Recoveries — 1, at N.Y. Jets (11/15/09).

POSTSEASON

Year	Team	GP	GS	Tot	TACKLES				Yds	INTERCEPTIONS					FUMBLES		
					Solo	Asst	Sk			No	Yds	Lg	TD	PD	FF	FR	Yds
2007	Jacksonville	2	1	14	9	5	0.0	0.0		0	0	0	0	1	0	0	0
NFL Totals		2	1	14	9	5	0.0	0.0		0	0	0	0	1	0	0	0

POSTSEASON CAREER HIGHS: Tackles — 7 (2x), last at New England (1/12/08); Sacks — 0; Interceptions — 0; Passes Defended — 1, at Pittsburgh (1/5/08); Forced Fumbles — 0; Fumble Recoveries — 0.



**Chris
IVORY**

29

HEIGHT: 6-0

WEIGHT: 222

COLLEGE: TIFFIN

JOINED SAINTS: FA-10

NFL EXPERIENCE: 2

BORN: 3/22/88

RB

NFL CAREER — After making the club's opening day roster as an undrafted, undrafted free agent out of tiny Division II Tiffin University following an impressive preseason, Chris Ivory continued to power the New Orleans running game as he gained 716 yards on 137 carries (5.2 avg.) with five touchdowns as the leading rusher for the NFL's sixth-ranked offense. He finished 2010 ranked fourth in the NFL in yards per carry and his rushing total was ranked second among NFL rookies, the fourth-highest single-season total by a Saints rookie.

CAREER TRANSACTIONS — Placed on injured reserve, 1/4/11; Signed by Saints as a rookie free agent, 5/3/10.

HONORS — 2010: *The Sporting News* All-Rookie, *Pro Football Weekly*/Pro Football Writers of America All-Rookie; Pepsi NFL Rookie of the Week (Week 6); FedEx Ground Player of the Week (Week 6).

2010 — Appeared in 12 games with four starts and led team in rushing, carrying

137 times for 716 yards (5.2 avg.) with five touchdowns and a 17-yard reception...Ranked fourth in the NFL yards per carry and second among rookies in rushing yardage. Rushing yardage total was the fourth-highest all-time by a Saints rookie...In his first NFL start vs. Carolina, Oct. 3, led Saints in rushing with 12 carries for 67 yards...Enjoyed breakout performance at Tampa Bay, Oct. 17, carrying 15 times for 158 yards (10.5 avg.), the 25th most rushing yards by an undrafted player in NFL history and the second-most yards per carry in a single game by a Saint, the first to gain 150 yards and average ten yards per carry. Ivory's yards per carry was the fourth-best in a single game in NFL history by an undrafted player with at least ten rushes...Narrowly missed the century mark vs. Seattle, Nov. 21, when he carried 23 times for 99 yards and scored his first NFL TD on a one-yard dive...A pair of first quarter TD runs gave New Orleans a 17-0 lead at Dallas, Nov. 25...Became the first Saint to have two 100-yard rushing games in a season since Deuce McAllister in 2006, when he carried 15 times for 117 yards (7.8 avg.) with two TDs, including a career-long 55-yard scoring rush at Cincinnati, Dec. 5...Ran seven times for 47 yards in one quarter vs. St. Louis, before suffering a hamstring injury...After missing two games, returned to action in regular season finale vs. Tampa Bay, 1/2/11 and carried seven times for 33 yards before suffering a season-ending foot injury which would require surgery.

COLLEGE – In senior year at Tiffin, carried 39 times for 223 yards in five games before suffering season-ending knee injury after transferring from Washington State...Appeared in 22 games over three seasons with the Cougars, rushing for 534 yards on 91 attempts with four TDs, along with a 22.8-yard average on kickoff returns.

PERSONAL – A three-year letterman and all-district selection at Longview (Texas) HS, where he also ran track...Christopher Lee Ivory was born March 22, 1988 in Longview, Texas.

CHRISIVORY

Year	Team	RUSHING							RECEIVING				
		GP	GS	Att	Yds	Avg	Lg	TD	No	Yds	Avg	Lg	TD
2010	New Orleans	12	4	137	716	5.2	55t	5	1	17	17.0	17	0
NFL Totals		12	4	137	716	5.2	55t	5	1	17	17.0	17	0

CAREER HIGHS: Rushes — 23, vs. Seattle (11/21/10); Rushing Yards — 158, at Tampa Bay (10/17/10); Long Rush — 55t, at Cincinnati (12/5/10); Rushing TDs — 2 (2x), last at Cincinnati (12/5/10); Receptions — 1, at Tampa Bay (10/17/10); Receiving Yards — 17, at Tampa Bay (10/17/10); Long Reception — 17, at Tampa Bay (10/17/10); Receiving TDs — 0.



Malcolm JENKINS

27

HEIGHT: 6-0 WEIGHT: 204
COLLEGE: OHIO STATE
JOINED SAINTS: 01-09
NFL EXPERIENCE: 3
BORN: 12/20/87

S

NFL CAREER – New Orleans' first round draft pick in 2009, Jenkins enjoyed a seamless shift from cornerback to free safety in 2010. He filled up the stat sheet in all categories, making several game-changing plays and earning *Associated Press* second-team All-Pro honors. Overall, in 29 games with 21 starts, Jenkins has recorded 133 tackles, one sack, three interceptions, one returned for a touchdown, 16 pass defenses, one forced fumble, and two fumble recoveries. The Ohio State product has also stood out on special teams with 13 stops, two forced fumbles and one fumble recovery.

CAREER TRANSACTIONS – Signed to a five-year contract, 8/10/09; Drafted by New Orleans in the first round (14th overall) of the 2009 NFL Draft.

HONORS – 2010: *Associated Press* second-team All-Pro; *USA Today* All-Joe; NFC Defensive Player of the Week (Week 12); GMC Never Say Never Moment of the Week (Week 12); NFC Defensive Player of the Week (Week 14).

2010 – Started all 15 games he played in, 12 at FS and three at CB due to injuries in the secondary...Finished second in defensive backfield with 82 tackles (56 solo), two interceptions to tie for team lead, one returned for a touchdown, one sack, a club-best 11 pass defenses, one forced fumble and two fumble recoveries...NFC Defensive Player of the Week twice in three-weeks following weeks 12 and 14, the most weekly conference honors by a Saints defender in a season since 2001...In first start at new position in opener vs. Minnesota, Sept. 9, made five tackles with a pass defense...At San Francisco, Sept. 20, helped avert a potential 49ers score, when he recovered a fumble forced by LB Jonathan Vilma at the New Orleans three-yard line and added eight tackles (five solo)...Vs. Carolina, Oct. 3, fourth quarter sack for a four-yard loss, set up a fourth-and-16 situation for Panthers, putting them out of field goal range...Started at CB due to injuries in secondary vs. Cleveland, Oct. 24 and finished with team-best nine tackles (seven solo), tying a career-high...In his second start at CB vs. Pittsburgh, Oct. 31, posted seven tackles with team-high three pass defenses...Returned from missing game vs. Seattle, Nov. 21 with neck injury to making one of the NFL season's most spectacular plays on Thanksgiving at Dallas, Nov. 25. Stripped Cowboys WR Roy Williams of the ball at the Saints 11 with just over three minutes left, to give New Orleans the ball back for game-winning drive...Second quarter 96-yard interception return for a TD, the fourth-longest return in club record books vs. St. Louis, Dec. 12, gave New Orleans a 21-6 lead. Added another pick

in the red zone in second half for nine yards, making his 105 return yards the second-best figure in club history, also adding five tackles (four solo) and one pass defense...Knee injury suffered in finale vs. Tampa Bay, 1/2/11, caused him to miss NFC Wild Card Playoff at Seattle, 1/8/11. **2009** – Played in 14 games with six starts, missing two with ankle injury...Recorded 51 tackles (41 solo) with one interception and five pass defenses...A special teams standout, making nine tackles and forcing two fumbles, one of which he recovered...In postseason, appeared in two games (inactive for NFC Championship with hamstring injury) and posted five tackles (four solo), a pass defense and a special teams stop...Made NFL debut in opener vs. Detroit, Sept. 13, playing on defense and special teams, saving a touchdown on a long kickoff return with tackle inside the New Orleans 20...Stripped the ball on a kickoff return, which was recovered and helped set up a quick Saints TD at the beginning of the second half in addition to one defensive tackle, at Philadelphia, Sept. 20...Made another big special teams play at Buffalo, Sept. 27, when he forced Bills KR Roscoe Parrish to fumble the ball and recovered it on a punt return, setting up the go-ahead field goal, in addition to a defensive tackle...Had one defensive and one special teams tackle, also helping keep a punt out of the end zone that was downed at the two-yard line vs. Carolina, Nov. 8...Had four tackles and two pass defenses in most extensive defensive action to date and made a key block on Courtney Roby's 97-yard kickoff return for a TD at St. Louis, Nov. 15...Made first career start, opening in place of an injured Tracy Porter at Tampa Bay, Nov. 22 and intercepted second quarter pass for first NFL pick, finishing with eight tackles (four solo) and a pass defense...Started at CB and made a career-high nine tackles vs. Tampa Bay, Dec. 27...In Super Bowl XLIV, played in nickel package, making four solo tackles with a pass defense and a special teams stop.

COLLEGE – A consensus All-American as senior in 2008, Jenkins was honored with the Jim Thorpe Award, recording a career-high 57 tackles, three forced fumbles, three interceptions, two blocked punts and a sack...An All-Big 10 selection his final three years, departed with 11 interceptions, including two he returned for touchdowns...Started 45 of 49 career games and totals include 196 stops, 18 pass defenses, three blocked punts and four forced fumbles...As junior in 2007, an All Big-Ten first-team choice, second-team *Associated Press* All-American and Thorpe Award semifinalist...Earned first-team All-American honors from several publications...Started all 13 games and led secondary with 44 tackles (27 solo)...Tied career-high with four interceptions for 53 yards in returns, including a TD...Had a 23-yard interception return vs. LSU in BCS Championship at the Superdome...As sophomore in 2006, was a first-team All-Big Ten selection, starting all 13 games, posting 55 tackles (40 solo) and four interceptions for 99 yards in returns, including a 61-yard TD vs. Penn State...Added four pass defenses, a forced fumble and a blocked punt...Appeared in 10 games as freshman in 2005.

PERSONAL – Graduated with a communications degree...Attended Piscataway (N.J.) HS, where he led team to three consecutive state titles playing WR and DB...All-state and All-American selection as a senior...Excelled at track, winning the state title in the 400-meter dash as a junior...Took third place in 200 me-

ters as a junior and finished third in the hurdles as senior at state meet...A leader in the Omega Psi Phi fraternity...Active in community outreach activities in the New Orleans region working to discourage and prevent violence...Married (Morrisa).

MALCOM JENKINS

Year	Team	GP	GS	Tot	TACKLES			Yds	INTERCEPTIONS					FUMBLES		
					Solo	Asst	Sk		No	Yds	Lg	TD	PD	FF	FR	Yds
2009	New Orleans	14	6	51	41	10	0.0	0.0	1	14	14	0	5	0	0	0
2010	New Orleans	15	15	82	56	26	1.0	4.0	2	105	96t	1	11	1	2	0
NFL totals		29	21	133	97	36	1.0	4.0	3	119	96t	1	16	1	2	0

ADDITIONAL STATISTICS: Special Teams Tackles — (2009, 9); (2010, 4) **Total: 13;** Special Teams Forced Fumbles — (2009, 2) **Total: 2;** Special Teams Fumble Recoveries — (2009, 1) **Total: 1**

CAREER HIGHS: Tackles — 9 (2x), last vs. Cleveland (10/24/10); Sacks — 1, vs. Carolina (10/3/10); Interceptions — 2, vs. St. Louis (12/12/10); Int. Ret for TD — 1, vs. St. Louis (12/12/10); Passes Defensed — 4, at Tampa Bay (10/7/10); Forced Fumbles — 1, at Dallas (11/25/10); Fumble Recoveries — 1 (2x), last at Dallas (11/25/10); Special Teams Tackles — 2, at Philadelphia (9/20/09); Special Teams Forced Fumbles — 1 (2x), last at Buffalo (9/27/09); Special Teams Fumble Recoveries — 1, at Buffalo (9/27/09).

POSTSEASON

Year	Team	GP	GS	Tot	TACKLES			Yds	INTERCEPTIONS					FUMBLES		
					Solo	Asst	Sk		No	Yds	Lg	TD	PD	FF	FR	Yds
2009	New Orleans	2	0	5	4	1	0.0	0.0	0	0	0	0	1	0	0	0
2010	New Orleans	0	0	0	0	0	0.0	0.0	0	0	0	0	0	0	0	0
NFL totals		2	0	5	4	1	0.0	0.0	0	0	0	0	1	0	0	0

ADDITIONAL POSTSEASON STATISTICS: Special Teams Tackles — (2009, 1) **Total: 1**

POSTSEASON CAREER HIGHS: Tackles — 4, vs. Indianapolis (2/7/10); Sacks — 0; Interceptions — 0; Int. Ret for TD — 0; Passes Defensed — 1, vs. Indianapolis (2/7/10); Forced Fumbles — 0; Fumble Recoveries — 0; Special Teams Tackles — 1, vs. Indianapolis (2/7/10).



Mitch KING

75

HEIGHT: 6-2

WEIGHT: 280

COLLEGE: IOWA

JOINED SAINTS: FA-11

NFL EXPERIENCE: 1

BORN: 5/5/86

DT

NFL CAREER – Originally an undrafted free agent signed by Tennessee in 2009, King appeared in four games for Indianapolis in 2010 and spent the final two weeks on the Saints practice squad. The University of Iowa product will compete for a spot on New Orleans' interior line rotation in 2011.

CAREER TRANSACTIONS – Signed to reserve/futures contract, 1/19/11; Signed by Saints to practice squad, 12/29/10; Released by St. Louis from practice squad, 12/14/10; Signed by St. Louis to practice squad, 11/30/10; Released by Indianapolis from practice squad, 11/11/10; Signed by Indianapolis

to practice squad, 10/7/10; Waived by Indianapolis, 10/5/10; Signed by Indianapolis to a reserve/futures contract, 1/23/10; Released from Tennessee practice squad, 9/23/09; Signed to Tennessee practice squad, 9/6/09; Waived by Tennessee, 9/4/09; Signed by Tennessee as an undrafted rookie free agent, 4/30/09.

2010 – Appeared in four games for Indianapolis and finished with three tackles (one solo)... Also spent time on Colts, Rams and Saints practice squads. **2009** – After being signed by Tennessee as an undrafted free agent, spent the first two weeks of the season on their practice squad.

COLLEGE – Four-year letterman totaled 228 career tackles, 17.5 sacks, 12 passes defended, six forced fumbles and one fumble recovery... Big Ten Defensive Lineman of the Year, first team All-Conference and AP second-team All-American as a senior, starting 13 games and recorded 54 tackles, and four sacks ... Posted 58 tackles, 4.5 sacks, seven passes defended and one forced fumble as a junior and gained first-team All-Big Ten plaudits.... Had 56 tackles, a career-high seven sacks, two passes defended and one fumble recovery as a sophomore... Had a career-high 60 tackles, two sacks and three forced fumbles as a freshman, earning Big Ten All-Freshman by *The Sporting News*.

PERSONAL – Prepped at Burlington (Iowa) HS, where he was First-Team 4A All-State, playing LB and RB... Also was a standout on the swimming and baseball teams... Mitchell Ross King was born May 5, 1986 in Burlington, Iowa.

MITCHKING																	
		TACKLES							INTERCEPTIONS					FUMBLES			
Year	Team	GP	GS	Tot	Solo	Asst	Sk	Yds	No	Yds	Lg	TD	PD	FF	FR	Yds	
2010	Indianapolis	4	0	3	1	2	0.0	0.0	0	0	0	0	0	0	0	0	
NFL Totals		4	0	3	1	2	0.0	0.0	0	0	0	0	0	0	0	0	

CAREER HIGHS: Tackles — 2, at Houston (9/12/10); Sacks — 0; Interceptions — 0; Passes Defended — 0; Forced Fumbles — 0; Fumble Recoveries — 0.



Olin KREUTZ

50

HEIGHT: 6-2 WEIGHT: 292
 COLLEGE: WASHINGTON
 JOINED SAINTS: UFA-II (CHI.)
 NFL EXPERIENCE: 14
 BORN: 6/9/77

C

NFL CAREER – This six-time Pro Bowl selection was lured to New Orleans to anchor the middle of the offensive line. A third round draft pick of the Chicago Bears in 2008, the former University of Washington standout has appeared in 191 career NFL games with 183 starts, appearing in every game with

the exception of one since 2002. Overall, Kreutz has opened 134 consecutive games, the third-longest current games started by an active NFL center.

CAREER TRANSACTIONS – Agreed to terms with New Orleans, 8/5/11; Signed a three-year contract extension with Chicago, 11/12/06; Re-signed by Chicago to a six-year contract, 3/8/02; Placed by Bears on Injured Reserve, 11/22/00; Originally selected in the third round (64th overall) of the 1998 NFL Draft.

HONORS – 2009: All-Decade (ESPN, *AP*); Brian Piccolo Award.

2006: Pro Bowl starter; All-Pro first-team (*AP*, *The Sporting News*); All-NFL (*Pro Football Weekly*); All-NFC (*Pro Football Weekly*); Brian Piccolo Award.

2005: Pro Bowl starter; All-Pro second-team (*AP*, *The Sporting News*).

2004: Pro Bowl starter; All-Pro first-team (*Pro Football Weekly*); Brian Piccolo Award. **2003:** Pro Bowl starter; Brian Piccolo Award. **2002:** Pro Bowl starter. **2001:** Pro Bowl starter; All-Pro first-team (*Pro Football Weekly*).

2010 – Started all 16 games for the eighth consecutive season and also opened both postseason contests for a team that advanced to the NFC Championship for the second time in five seasons...Extended his consecutive games starter streak to 134...Blocked for RB Matt Forte who carried 237 times for 1,069 yards (4.5 avg.) with six TDs and also tied for first on the team in receiving with 51 catches for 547 yards (10.7 avg.) with three TDs. **2009** - Started all 16 games at C... Helped block for Jay Cutler who threw for the second most yards in Bears history (3,666)...One of three offensive linemen to start every game. **2008** – Offensive captain anchored line that had the same five starters for all 16 games...Blocked for RB Matt Forte who broke the Bears rookie rushing record and finish third in the NFL in scrimmage yards (1,715)...Protected Bears QB Kyle Orton who threw for 2,972 yards, the sixth-highest mark in franchise history. **2007** – Continued his streak of consecutive games started, starting all 16 of the Bears contests for the fifth straight year... One of two Bears offensive linemen to start every game (Roberto Garza)...Part of O-line that helped produce over 100 net rushing yards in three of the final seven games. **2006** – Anchored Bears offensive line by starting all 16 games at center for the 4th straight season for a Bears O-Line that allowed just 25 sacks, tied for 6th fewest in the NFL and 2nd fewest in his 9-year career (17, 2001)...Under Kreutz's leadership, Chicago gained 5,199 yards in total offense, the most since 1999 (5,523) including 1,918 rushing yards, the second-most in his career...Helped Thomas Jones rush for over 1,000 yards for second consecutive season, the first time Bears had an individual rush for 1,000 yards in back-to-back years since Neal Anderson in 1989-1990; also marked the first time Chicago had back-to-back 1,000 yard backs since James Allen (2000) and Anthony Thomas (2001)...Started all 3 postseason contests as the Bears allowed just 4 sacks...Did not play in the Pro Bowl. **2005** – Centerpiece of Chicago O-line that averaged fewer than 2 sacks allowed per game while helping the Bears tie for 10th in the league with just 31 sacks allowed...Helped open holes for Bears ground attack that ranked 8th in rushing yards in the NFL... Started all 16 games at C...Member of O-line vs. Cincinnati, Sept. 25 that did not allow a sack for the first time in 46 games...Played in 100th career game as of-

fense rushed for 2 TD and threw for 2 more vs. Minnesota, Oct. 16...Started 100th career game at Pittsburgh, Dec. 11...Started vs. Carolina in Divisional Playoff...Did not play in Pro Bowl. **2004** – Part of Bears O-line for all 16 games for the fourth time in six seasons and named as NFC's Pro Bowl starter for fourth straight campaign...Contributed to season-high 182 rushing yards at Green Bay, Sept. 19. **2003** – Earned third consecutive Pro Bowl start after starting all 16 games...Caught deflected pass for a loss of 8 yards vs. Oakland, Oct. 5, for his first career reception...Did not play in Pro Bowl due to injury. **2002** – Remained a constant throughout the season for an injury-depleted O-line and earned recognition as the conference's top center with his selection as the NFC's Pro Bowl starter for the second consecutive year...Played all but 1 game despite having mid-season surgery to remove his appendix...Started Games 1-9, 11-16; Inactive Game 10...Streak of 25 consecutive starts ended at St. Louis, Nov. 18, when an appendectomy caused him to be inactive...Returned to the starting lineup vs. Detroit, Nov. 24 for the final 6 games of the season. **2001** – Earned first career Pro Bowl start after starting all 16 games at center, plus the playoff contest, as the anchor of an experienced O-line that allowed the fewest sacks in the league... Member of O-line that featured the same 5 starters for all 16 regular season games and the playoff contest...Helped Bears average 108.9 rushing yards per game, the team's highest season-ending average since 1997 (109.1)...Made postseason debut in Divisional Playoff start vs. Philadelphia. **2000** – Voted third alternate to NFC Pro Bowl team despite being available for only 7 games during the season due to a knee injury...Started Games 1-3 and 8-11; Inactive Games 4-7... Left start vs. NY Giants, Sept. 17, with knee injury...Inactive for next 4 games due to injury...Returned to starting lineup at Philadelphia, Oct. 22...Made fourth consecutive start at center vs. Tampa Bay, Nov. 19 before leaving game in 3rd quarter with knee injury...Placed on injured reserve, Nov. 22, for final 5 games. **1999** – Named second alternate to NFC Pro Bowl squad after starting all 16 games at center for first time in his career. **1998** – Played 9 games as a rookie, starting 1 and seeing action at center and guard...Inactive Weeks 1-3 and 6...Made NFL debut subbing at LG vs. Dallas, Oct. 18...Played on special teams and at center on team's final drive at Detroit, Nov. 15...Played center for half of game vs. Tampa (and played RG in 2nd quarter due an injury to Chris Villarrial...Made first career start vs. Green Bay, Dec. 27, playing the 1st and 3rd quarters.

COLLEGE – Two-year starting center for Washington (1995-97) who entered draft following junior season...Earned first-team All-Pac-10 honors each season...All-America selection by *Football News* and *The Sporting News* after junior year after starting every game and being graded by coaches as team's top O-lineman...Did not allow a sack or pressure in 10-of-11 games...One of two O-lineman to start every game for Huskies...Recovered fumble for TD vs. Oregon... Delivered team-high 90 knockdowns as a sophomore and graded highest of team's O-linemen...Only true freshman to see playing time in 1995; appearing in every game as the second-team center...Majored in sociology.

PERSONAL – All-state first-team selection and Super Prep All-American at St. Louis (Honolulu, Hi.) HS...Senior team captain played center, guard and

tackle during prep career...Also won state heavyweight wrestling title and competed as shot putter...Makes his off-season home in Honolulu...He and his wife, Wendi, have 4 children.



OLINKREUTZ

Games Played/Started: Chicago — (1998, 9/1); (1999, 16/16); (2000, 7/7); (2001, 16/16) (2002, 15/15); (2003, 16/16); (2004, 16/16); (2005, 16/16); (2006, 16/16); (2007, 16/16); (2008, 16/16); (2009, 16/16); (2010, 16/16) **Totals: 191/183**

POSTSEASON

Games Played/Started: Chicago — (2001, 1/1); (2005, 1/1); (2006, 3/3); (2010, 2/2) **Totals: 7/7**



Trumaine McBRIDE

37

HEIGHT: 5-9

WEIGHT: 185

COLLEGE: MISSISSIPPI

JOINED SAINTS: UFA-II (ARZ)

NFL EXPERIENCE: 5

BORN: 9/24/85

CB

NFL CAREER – Trumaine McBride joins the New Orleans Saints entering his fifth season in the NFL. Originally a seventh-round draft pick by the Chicago Bears in 2007, McBride has played in 47 games with 10 starts from 2007-2010. After his tenure with Chicago ended in 2009, he joined the Arizona Cardinals and tied for the team lead with a career-high 15 special teams tackles and added two defensive stops. The four-year veteran in his career has recorded 50 tackles (42 solo), one interception, six pass defenses, one forced fumble, and one fumble recovery. The former University of Mississippi standout will look to impress the coaching staff on defense and special teams in training camp to vie for a roster spot.

CAREER TRANSACTIONS – Agreed to terms with New Orleans, 8/4/11; Signed by the Arizona Cardinals to a futures contract, 1/21/10; Released by Chicago, 9/17/09; Agreed to terms with Chicago on a four-year contract, 5/23/07; Selected in the seventh-round (221st overall) of the 2007 NFL Draft by the Chicago Bears.

2010 – Appeared in 14 games and tied for the team-lead with a career-high 15 special teams stops while adding two solo tackles during his only season with the Cardinals...Tied for the team-lead with two special teams tackles at St. Louis, Sept. 12...Recorded one special teams tackle vs. Oakland, Sept. 26...Added a special teams tackle at San Diego, Oct. 3...Tallied a career-high while leading the team with six special teams tackles at Minnesota, Nov. 7...Made one special teams tackle vs. San Francisco, Nov. 29...Registered one special teams tackle vs.

Denver, Dec. 12...Tied for the team-lead with two special teams stops vs. Dallas, Dec. 25. **2009** – Played in the Bears season opener but did not register any statistics at Green Bay, Sept. 13. **2008** – Played in all 16 regular season games with one start for the Bears...Totaled a then-career-best 12 special teams stops... Also registered four tackles, one pass defense, and one interception...Recorded first career interception vs. Minnesota, Oct. 19. **2007** – Started nine of 16 games during his rookie campaign, totaling 44 tackles, one forced fumble, and one fumble recovery...Tied the team-high with five pass defenses...Made his first career start and registered his first career forced fumble vs. Detroit, Sept. 30... Recorded a career-best eight solo tackles at Philadelphia, Oct. 21...Tied career-best with eight tackles, including a career-best eight solo vs. Detroit, Oct. 28...Tallied a career-high three pass defenses and one fumble recovery at Oakland, Nov. 11.

COLLEGE – Four-year letterman at Mississippi from 2003-06, starting the final 34 games of his 47 appearances...Registered 124 tackles (93 solo), five tackles for loss, four interceptions, 35 pass defenses, and a blocked kick...Led the Rebels in pass defenses during three of his four years in Oxford, finishing second in the SEC his sophomore year.

PERSONAL – Received the Scholar-Athlete Award from the Ole Miss Chapter of the National Football Foundation and College Hall of Fame...Made the Chancellor's Honor Roll in Fall 2003 and Dean's Honor Roll in Spring 2004...Majored in Accounting...Attended Clarksdale (Miss.) HS...Recorded 1,703 rushing yards on 158 carries with 30 TDs, 36 receptions for 605 yards and seven TDs...Scored three TDs on kick returns racking up a total of 857 yards... Led Clarksdale to a 13-1 record and a 2001 Class 4A State Championship...Member of the National Honor Society and 1999-2000 Scholar-Athlete Award winner.

TRUMAINEMCBRIDE

Year	Team	TACKLES							INTERCEPTIONS				FUMBLES			
		GP	GS	Tot	Solo	Asst	Sk	Yds	No	Yds	Lg	TD	PD	FF	FR	Yds
2007	Chicago	16	9	44	36	8	0.0	0.0	0	0	0	0	5	1	1	0
2008	Chicago	16	1	4	4	0	0.0	0.0	1	0	0	0	1	0	0	0
2009	Chicago	1	0	0	0	0	0.0	0.0	0	0	0	0	0	0	0	0
2010	Arizona	14	0	2	2	0	0.0	0.0	0	0	0	0	0	0	0	0
NFL Totals		47	10	50	42	8	0.0	0.0	1	0	0	0	6	1	1	0

ADDITIONAL STATISTICS: Special Teams Tackles — (2007, 6); (2008, 12); (2010, 15) **Total: 33.**

CAREER HIGHS: Tackles — 8 (2x), last vs. Detroit (10/28/07); Sacks — 0; Interceptions — 1, vs. Minnesota (10/19/08); Int. Ret for TD — 0; Passes Defensed — 3, at Oakland (11/11/07); Forced Fumbles — 1, at Detroit (9/30/07); Fumble Recoveries — 1, at Oakland (11/11/07); Special Teams Tackles — 6, at Minnesota (11/7/10).



TURK MCBRIDE

90

HEIGHT: 6-2 WEIGHT: 278
 COLLEGE: TENNESSEE
 JOINED SAINTS: UFA-II (DET.)
 NFL EXPERIENCE: 5
 BORN: 5/30/85

DE

NFL CAREER – Turk McBride came to New Orleans in training camp, after enjoying the most productive two seasons of his four-year career with the Detroit Lions. Originally a second round draft pick of the Kansas City Chiefs in 2007, McBride has appeared in 51 games with 22 starts and has career totals of 110 tackles (67 solo), 7.5 sacks, one pass defense, five forced fumbles, three fumble recoveries and five special teams stops

CAREER TRANSACTIONS – Agreed to terms with New Orleans, 8/1/11; Acquired off of Waivers by Detroit, 9/17/09; Waived by Kansas City, 9/16/09; Placed on Injured Reserve, Nov. 19; Signed by Kansas City to a four-year contract, 7/25/07; Selected in the second-round (54th overall) of the 2007 NFL Draft by the Kansas City Chiefs.

2010 – Appeared in 15 games with eight starts, opening the last five games, recording 33 tackles, five sacks, three forced fumbles and one fumble recovery... Recorded one sack, one tackle and a forced fumble in season opener at Chicago, Sept. 12... Started at LDG and registered a first quarter sack vs. Philadelphia, Sept. 19... Had five tackles, one sack, one forced fumble and one fumble recovery vs. Chicago, Dec. 5... Recorded a career-high two sacks and three tackles (two solo) vs. Green Bay, Dec. 12... Tallied six tackles (two solo) at Tampa Bay, Dec. 19. **2009** – After being claimed off waivers by Kansas City, appeared in 11 games with four starts for Detroit and recorded 23 tackles (13 solo), 1.5 sacks, one forced fumble and four special teams tackles... Started at Green Bay, Oct. 18 and recorded 1.5 sacks and five tackles... Recorded one tackle and a forced fumble vs. Green Bay, Nov. 26. **2008** – Started nine games and amassed 41 tackles (25 solo), two fumble recoveries and one forced fumble... Recorded a career-high two fumble recoveries vs. Tampa Bay, Nov. 2... Posted a career-high seven tackles vs. New Orleans, Nov. 16. **2007** – Played in all 16 games with one start and finished with 13 tackles (ten solo), one sack, one pass defense and one special teams tackle... Recorded one tackle and one sack vs. Minnesota, Sept. 23.

COLLEGE – Closed out his Tennessee career having played in 43 games (17 starts), recording 121 tackles (73 solo), 6.5 sacks (42 yards) 20.5 tackles for loss, two fumble recoveries, three forced fumbles and three pass defenses... Started all 13 games as a senior in 2006 and totaled 68 tackles (42 solo), one sack, one forced fumble and one pass defense... Named first-team All-Southeastern by the *Associated Press*... Appeared in nine games as a junior in 2005... Saw action in nine games as a junior in 2005... Saw action in 13 games (four starts) at

both DT and DE as a sophomore in 2004, recording 36 tackles (22 solo), 3.0 sacks, one pass defense, two fumble recoveries and two forced fumbles...Majoring in Sociology.

PERSONAL – Earned *Parade* All-America honors as a senior at Woodrow Wilson (Camden, N.J.) HS...Four-year starter at WR and two-year starter at DE...As a senior named all-state, all-area, all-conference and All-South Jersey, recording 67 tackles, 16 sacks, one interception, four fumble recoveries, four forced fumbles and four blocked punts...Tallied 60 tackles, 13 sacks, three fumble recoveries, two returned for touchdowns as well as four blocked field goals in his junior campaign, also posting 24 catches for 486 yards and nine touchdowns...Competed in track and field in shot put, discus and 100 meters...Full name is Claude Maurice McBride...Born May 30, 1985.

TURKMCBRIDE

Year	Team	GP	GS	Tot	TACKLES				Yds	INTERCEPTIONS					FUMBLES		
					Solo	Asst	Sk			No	Yds	Lg	TD	PD	FF	FR	Yds
2007	Kansas City	16	1	13	10	3	1.0	0.0	0	0	0	0	1	0	0	0	0
2008	Kansas City	9	9	41	25	16	0.0	0.0	0	0	0	0	0	1	2	0	0
2009	KC/Detroit	11	4	23	13	10	1.5	5.0	0	0	0	0	0	1	0	0	0
2010	Detroit	15	8	33	19	14	5.0	35.5	0	0	0	0	0	3	1	0	0
NFL Totals		51	22	110	67	43	7.5	40.5	0	0	0	0	1	5	3	0	0

ADDITIONAL STATISTICS: Special Teams Tackles — (2007, 1); (2009, 5) **Total: 5;** Kickoff Returns — (2007, 4 for 40 yards, 14 long); (2010, 1 for 8 yards, 8 long) **Total: 5 for 48 yards, 14 long.**

CAREER HIGHS: Tackles — 7, vs. New Orleans (11/16/08); Sacks — 2, vs. Green Bay (12/12/10); Interceptions — 0; Passes Defended — 1, vs. Denver (11/11/07); Forced Fumbles — 1 (3x), last vs. Chicago (12/5/10); Fumble Recoveries — 2, vs. Tampa Bay (11/2/08); Special Teams Tackles — 1, (5x), last vs. Chicago (1/3/10).



Robert MEACHEM

17

HEIGHT: 6-2 WEIGHT: 214

COLLEGE: TENNESSEE

JOINED SAINTS: DI-07

NFL EXPERIENCE: 5

BORN: 9/28/84

WR

NFL CAREER – Meachem continued to make big plays in 2010, appearing in 16 games with seven starts, hauling in 44 passes for 638 yards (14.5 avg.) with five touchdown grabs. He was the club's top deep threat, averaging a team-leading 14.5 yards per catch, including receptions of 55, 52 and 50 yards. Meachem also added four carries for 14 yards. In his first four seasons, the 2007 first round draft pick has totaled 101 receptions for 1,649 yards (16.3 avg.) and 17 touchdowns, providing an explosive element in the team's passing game with his combination of size, speed and hands. Meachem is ranked third all-time on the

club's list for yards per catch and tied for tenth with teammate Devery Henderson in touchdown grabs.

CAREER TRANSACTIONS – Signed to a five-year contract, 7/24/07; Drafted by the Saints in the first round (27th overall) of the 2007 NFL Draft.

2010 – Appeared in 16 games with seven starts and finished third on club in receiving with 44 catches for 638 yards with five touchdowns, leading the club by averaging 14.5 yards per grab...Also had four rushes for 14 yards...Recovered from offseason toe surgery, had four receptions for 57 yards at Arizona, Oct. 10, including dragging down a 35-yard TD with 1:49 left to put the Saints within three...Finished with four receptions for 71 yards, including a 42-yard TD at Tampa Bay, Oct. 17...Had six catches for 76 yards, including a game-high 50-



WORTHNOTING

Big plays have been a specialty throughout Meachem's career as he has averaged 16.3 yards per a reception to rank third all-time among the club's leaders.

17 of his 101 catches occurring in the end zone, tying him for tenth on the club's all-time list for receiving touchdowns.

yard grab vs. Pittsburgh, Oct. 31...Tied career-high with two TD receptions, totaling three catches for 50 yards (16.7 avg.) vs. Seattle, Nov. 21...Had only one reception on Thanksgiving at Dallas, Nov. 25, but when he got under a throw by QB Drew Brees for a season-long 55-yard gain with just over two minutes remaining, it helped set up the game-winning TD...Reached century mark for first time in 2010, with three catches for a game-high 106 yards, including a 55-yard TD grab and a 42-yard reception to put New Orleans at the Cincinnati 15-yard line on the game-winning fourth quarter drive...Posted career-high ten grabs for 101 yards at Atlanta, Dec. 27...In NFC Wild Card Playoff at Seattle, 1/8/11, had three receptions for 29 yards and returned three kickoffs for 70 yards. **2009** – Appeared in all 16 games, including seven starts, adding 45 receptions for 722 yards (16.0 avg.) and nine touchdown grabs. Scored a tenth after stripping a ball and returning it to the end zone following an interception...Caught two passes for 51 yards, including a 39-yard TD and averaged 24.7 yards on six kickoff returns vs. Detroit, Sept. 13...Started at WR and caught two passes for 70 yards, including a 36-yard TD vs. New York Giants, Oct. 18...Started in three-wideout set and hauled in five receptions for 98 yards, including a 54-yard TD that tied the score at the end of the third quarter vs. Carolina, Nov. 8...Saw significant time in reserve role and had a career-long 41-yard run and fourth quarter 27-yard TD grab at St. Louis, Nov. 15...Started in a three-WR set and hauled in two passes – both for TDs – for ten yards in first multi-score game of his career at Tampa Bay, Nov. 22...Started in three-WR set vs. New England, Nov. 30 and posted a team-high five catches-four which went for first downs, including two key third down conversions – for 69 yards with a 38-yard TD...Started at Washington, Dec. 6 and turned in career-best day, catching eight passes for 142 yards, including a 53-yard

TD that tied the score with just over a minute left in regulation to send the game to overtime. Made spectacular, alert play when he stripped ball from S Kareem Moore after an interception, recovered fumble in mid-air and raced 44 yards for a TD. The game was his fifth straight contest with a TD and the second multi-score game of his career...Saw action in a reserve role at Atlanta, Dec. 13 and made four catches for 57 yards, including a 42-yard third down grab. Also gained four yards on a reverse on a key third-and-two play to keep a scoring drive alive... Started and caught two passes for 66 yards, including a 30-yard TD vs. Tampa Bay, Dec. 27...In NFC Championship vs. Minnesota, his 12-yard catch at the Vikings 22-yard line in overtime set up game-winning field goal. **2008** – Extremely productive in the first four games he appeared in, hauling in seven passes for 235 yards and two TDs during stretch with 12 catches for 189 yards and three touchdowns overall...Made NFL debut memorable, with first pro catch a 19-yard TD at Washington, Sept. 14...Had two grabs for 86 yards at Denver, including 74-yard reception...Caught a 52-yard pass and a 47-yard TD vs. San Francisco, Sept. 28...Hauled in two passes for 31 yards vs. Minnesota, Oct. 6...Took a reverse 20 yards for TD at Detroit, Dec. 21...Had three catches for 36 yards and a seven-yard TD vs. Carolina, Dec. 28. **2007** – Inactive for all 16 games...Offseason knee injury slowed progress until late in season.

COLLEGE – Started 15 of 37 games in his three-year career in Knoxville, tallying 125 catches for 2,140 yards (17.1 avg.) with 17 touchdowns...Just sixth player in school history to gain over 2,000 receiving yards and left ranked fifth in TD catches...Had breakout 2006 season after posting 71 catches for a school-record 1,298 yards and 11 TDs... Earned All-American first-team honors from Football Writers Association and *The Sporting News*...All-SEC first-team pick... Gained over 100 yards receiving in six games...Played in 11 games as a sophomore in 2005, with two starts, and led team with 29 receptions for 383 yards (13.2 avg.) and two TDs...Played in every game in 2004 as redshirt freshman and ranked third on team with 25 receptions for team-high 459 yards (18.4-yard avg.) and four TDs...Redshirted his first year after August knee injury.

PERSONAL – All-State as senior at Booker T. Washington (Tulsa, Okla.) HS, recording 543 receiving yards and 10 touchdowns and rushing for 531 yards and eight touchdowns, guiding school to a 13-1 record and runner-up state championship finish...Played point guard on two-time state championship basketball team...Hosted Christmas toy drive in 2010...Majored in communications.

ROBERT MEACHEM

Year	Team	RECEIVING								RUSHING				
		GP	GS	No	Yds	Avg	Lg	TD	Att	Yds	Avg	Lg	TD	
2007	New Orleans	0	0	0	0	0.0	0	0		0	0	0.0	0	0
2008	New Orleans	14	3	12	289	24.1	74	3		1	20	20.0	20t	1
2009	New Orleans	16	7	45	722	16.0	54t	9		6	82	13.7	41	0
2010	New Orleans	16	7	44	638	14.5	55	5		4	14	3.5	8	0
NFL Totals		46	17	101	1,649	16.3	74	17		11	116	10.5	41	1

ADDITIONAL STATISTICS: Kickoff Returns — (2008, 1 ret., 9 yds., 9.0 avg., 9 long); (2009, 6 ret., 148 yds., 24.7 avg., 42 long) **Total: 7 ret., 157 yds., 22.4 avg., 42 long;** Forced Fumbles — (2009, 1) **Total: 1;** Fumble Recoveries — (2009, 1) **Total: 1;** Fumble Recoveries Returned for TD — (2009, 1) **Total: 1.**

CAREER HIGHS: Receptions — 10, at Atlanta (12/27/10); **Receiving Yards** — 142, at Washington (12/6/09); **Long Reception** — 74, at Denver (9/21/08); **Receiving TDs** — 2 (2x), last vs. Seattle (11/21/10); **Rushes** — 1 (1x), last vs. Tampa Bay (1/2/11); **Rushing Yards** — 41, at St. Louis (11/15/09); **Long Rush** — 41, at St. Louis (11/15/09); **Rushing TDs** — 1, at Detroit (12/21/08).

POSTSEASON

Year	Team	RECEIVING								RUSHING				
		GP	GS	No	Yds	Avg	Lg	TD	Att	Yds	Avg	Lg	TD	
2009	New Orleans	3	0	4	25	6.3	12	0		1	4	4.0	4	0
2010	New Orleans	1	0	3	29	9.7	11	0		0	0	0.0	0	0
NFL Totals		4	0	7	54	7.7	12	0		1	4	4.0	4	0

ADDITIONAL POSTSEASON STATISTICS: Kickoff Returns — (2010, 3 ret., 70 yards, 23.3 avg., 27 long) **Total: 3 ret., 70 yards, 23.3 avg., 27 long.**

CAREER HIGHS: Receptions — 3, at Seattle (1/8/11); **Receiving Yards** — 29, at Seattle (1/8/11); **Long Reception** — 12, vs. Minnesota (1/24/10); **Receiving TDs** — 0; **Rushes** — 1, vs. Arizona (1/16/10); **Rushing Yards** — 4, vs. Arizona (1/16/10); **Long Rush** — 4, vs. Arizona (1/16/10); **Rushing TDs** — 0.



Lance MOORE

16

HEIGHT: 5-9

WEIGHT: 190

COLLEGE: TOLEDO

JOINED SAINTS: FA-07

NFL EXPERIENCE: 6

BORN: 8/31/83

WR

NFL CAREER — A proven veteran, the crafty Moore plays a prominent role in the Saints wideout rotation. A study in perseverance, his career took flight in 2007 after spending the majority of his first two seasons on the practice squad. Moore's also served as a punt returner and kick returner. For his career, the versatile performer has 192 receptions for 2,156 yards (11.2 avg.) with 22 touchdowns which ranks eighth in club record books, in addition to two carries for seven yards and another score. Moore has also returned 18 kickoffs for 354 yards (19.7 avg.) and 44 punts for 382 yards (8.7 avg.). The University of Toledo product rebounded from a 2009 season where he was hampered by hamstring and ankle injuries to appear in all 16 games and record 66 catches for 763 yards (11.6 avg.) for

a team-leading eight touchdowns and returning 11 punts for 112 yards (10.2 avg.)

CAREER TRANSACTIONS – Agreed to terms, 7/29/11; Re-signed to a one-year contract (RFA), 6/19/10; Re-signed to one-year contract (RFA), 4/22/09; Signed to reserve/future contract, 1/26/07; Signed to practice squad, 10/30/06; Waived, 10/29/06; Allocated to the Berlin Thunder of NFL Europe, 1/27/06; Signed to active roster, 1/3/06; Signed to practice squad, 12/15/05; Waived, 12/12/05; Signed to active roster, 11/16/05; Signed by Saints to practice squad, 9/26/05; Waived by Cleveland Browns, 8/29/05; Signed by Cleveland as undrafted free agent, 4/29/05.

2010 – Appeared in all 16 games with one start and finished second on club in catches and yardage with 66 receptions for 763 yards... Team-best eight receiving touchdowns, ranked ninth in the NFC and tied for 18th in the NFL... Club-high 21 third down grabs tied for eighth in the conference and 13th in the league... Returned 11 punts for 112 yards (10.2)... Had at least five catches in ten contests... In NFC Wild Card Playoff at Seattle, 1/8/11, caught four passes for 49 yards and returned two punts for 11 yards... In opener vs. Minnesota, Sept. 9, collected three receptions for 23 yards, one of which moved the chains for a first down on New Orleans' first drive, ending in a TD... Enjoyed career day vs. Atlanta, Sept. 26, finishing with six catches for a career-high 149 yards with two TD grabs, including a career-long first quarter 80 yard scoring reception. Returned punt 72 yards to finish with a career-best 221 all-purpose yards... Finished with four grabs for 37 yards vs. Carolina, Oct. 3, including the Saints' only TD on a four-yard catch... Caught two passes for 57 yards, including a first quarter 41-yard TD catch to give the Saints the early lead at Tampa Bay, Oct. 17... Hauled in season-best and team-high seven catches for 54 yards, including a fourth quarter eight-yard TD grab to increase New Orleans' lead to 20-10 with 2:37 left vs. Pittsburgh, Oct. 31... Caught six passes for team-leading 77 yards at Carolina, Nov. 7, including a second quarter, game-long 36-yard grab that set up a field goal... On Thanksgiving at Dallas, Nov. 25, pulled in five receptions for 39 yards and scored on a 12-yard TD grab with 1:55 left to put the Saints ahead 30-27... Caught five passes for a game-high 70 yards, including a third quarter 31-yard TD grab vs. St. Louis, Dec. 12... Caught two passes for 26 yards and scored on an acrobatic 15-yard TD catch in the back of the end zone off a tipped pass, where he managed to land both feet in to tie the score 24-24 at Baltimore, Dec. 19. **2009** – Appeared in seven games in a campaign interrupted by hamstring and ankle injuries... Recorded 14 receptions for 153 yards and two touchdowns... In postseason had five receptions for 32 yards and caught a two-point conversion... Caught two passes for 38 yards in opener vs. Detroit, Sept. 13... Inactive at Buffalo, Sept. 27 due to hamstring injury suffered at Philadelphia, Sept. 20... Caught one pass for one yard in return vs. NY Jets, Oct. 4... Had most productive day of 2009 with six receptions for 78 yards and a TD vs. NY Giants, Oct. 18... Had two receptions for 18 yards at Miami, Oct. 25... Caught two passes for 11 yards vs. Atlanta, Nov. 2, but sprained ankle caused him to miss next six games... Returned vs. Dallas, Dec. 19 and had seven-yard TD reception... Started in three-receiver set in NFC Championship, and had a five-yard reception... In Super Bowl XLIV, held onto a two-point conversion attempt in fourth quarter to extend New Orleans' lead to 24-17 and also

had two receptions for 21 yards. **2008** – Played in 16 games, with a career-high six starts, and became club's most consistent target over course of season...Registered only three catches for 24 yards in first two contests, then caught fire over last 14 games, finishing with team-high 79 catches for 928 yards (11.7 avg.) and 10 touchdowns...Set club record with a scoring grab in five-straight contests (10/26-11/30) and posted three multi-TD games...Consistent performer had at least five catches in 10 of last 14 games...After seven-catch, 78-yard day at Denver, Sept. 21, hauled in seven catches for 101 yards and a pair of TDs vs. San Francisco the following week...Tallied 97 yards on seven grabs vs. Oakland, Oct. 12...Started TD streak vs. San Diego, hauling in six catches for 90 yards and a TD, and would reach end zone in the next four games...Posted back-to-back 100-yard performances, including a season-high eight catches for 102 at Kansas City and five grabs for career-high 115 vs. Green Bay, Nov. 24, with a 70-yard catch-and-run for a TD...Closed season with eight receptions for 91 yards and two fourth-quarter TDs vs. Carolina, Dec. 28. **2007** – Played in all 16 games for first time, including his first four starts...Had 32 catches to rank sixth on team for 302 yards (9.4 avg.), and two touchdowns...Led the club with 20 punt returns for 185 yards, with a long of 48, with 9.8 avg. ranking 11th in the NFL...Hauled in six catches for 54 yards – both season-high totals, vs. Tennessee, Sept. 24...Had three more grabs for 35 yards, including a 20-yard reception, at Seattle, Oct. 14. Added a seven-yard TD on his first career rushing attempt for his first NFL touchdown, the initial start of his career...Oct. 21 vs. Atlanta, had a 48-yard punt return...Hauled in three passes for 26 yards vs. Jacksonville, Nov. 4, including his first career TD reception, an eight-yard grab that gave the Saints the lead for good. **2006** – Saw action on special teams and at WR at Green Bay, Sept. 17 and had two punt returns for 28 yards, including a 25-yarder...Waived, Oct. 29 and re-signed to practice squad following day, where he remained for the rest of the season. **2005** – Promoted from practice squad to active roster, Nov. 16...Declared inactive for three games before being waived and re-signed to practice squad...Originally went to training camp with Cleveland before being waived and signed by the Saints to the practice squad, Sept. 26.

2010 GAME BY GAME

Date	Opp.	RECEIVING		REC	YDS	AVG	LG	TD
		GP	ST					
9/9	MIN	X		3	23		12	0
9/20	@SF	X		0	0	0.0	0	0
9/26	ATL	X		6	149	24.8	80t	2
10/3	CAR	X		5	37	7.4	11	1
10/10	@ARZ	X		1	8	8.0	8	0
10/17	@TB	X		2	57	28.5	41t	1
10/24	CLE	X		5	43	8.6	14	0
10/31	PIT	X		7	54	7.7	18	1
11/7	@CAR	X		6	77	12.8	36	0
11/21	SEA	X		3	43	14.3	29	0
11/25	@DAL	X		5	39	7.8	12t	1
12/5	@CN	X	X	6	36	6.0	9	0
12/12	STL	X		5	70	14.0	31t	1
12/19	@BAL	X		2	26	13.0	15t	1
12/27	@ATL	X		4	48	12.0	18	0
1/2	TB	X		6	53	8.8	21	0
2010 Season		16	1	66	763	11.6	80t	8

COLLEGE – Had 4,146 all-purpose yards at Toledo and set school records with 222 receptions for 2,776 yards and 25 touchdowns in 50 games from 2001-04...Also gained 902 yards on 42 kick returns and 399 yards and two touchdowns on punt returns...Only player in Toledo record books to gain over 1,000 yards receiving twice and set a school mark with 14 TD grabs as a senior...First-team All-Mid American Conference selection his final two seasons.

PERSONAL – Majored in business...Attended Westerville (Ohio) South HS...Set state high school records for receptions (103) and touchdown catches (24) as senior...Full name: Lance Andrew Moore...Younger brother, Nick, was also a standout wideout at Toledo and has spent time on the rosters of Minnesota, New England and St. Louis...Inducted into the University of Toledo's Athletic Hall of Fame in the 2011 offseason...Born in Columbus, Ohio.

LANCEMOORE

Year	Team	RECEIVING							RUSHING				
		GP	GS	No	Yds	Avg	Lg	TD	Att	Yds	Avg	Lg	TD
2006	New Orleans	4	0	1	10	10.0	10	0	0	0	0.0	0	0
2007	New Orleans	16	4	32	302	9.4	22	2	2	7	3.5	7t	1
2008	New Orleans	16	6	79	928	11.7	70t	10	0	0	0.0	0	0
2009	New Orleans	7	0	14	153	10.9	22	2	0	0	0.0	0	0
2010	New Orleans	16	1	66	763	11.6	80t	8	0	0	0.0	0	0
NFL Totals		59	11	192	2,156	11.2	80t	22	2	7	3.5	7t	1

		KICKOFF RETURNS					PUNT RETURNS					
Year	Team	No	Yds	Avg	Lg	TD	No	FC	Yds	Avg	Lg	TD
2006	New Orleans	0	0	0.0	0	0	6	2	45	7.5	25	0
2007	New Orleans	17	318	18.7	32	0	20	15	185	9.3	48	0
2008	New Orleans	1	36	36.0	36	0	6	13	40	6.7	11	0
2009	New Orleans	0	0	0.0	0	0	1	2	0	0.0	0	0
2010	New Orleans	0	0	0.0	0	0	11	16	112	10.2	72	0
NFL Totals		18	354	19.7	36	0	44	48	382	8.7	72	0

ADDITIONAL STATISTICS: Passing — 0-for-1 for 0 yards and 1 INT with a 0.0 passer rating in 2008.

CAREER HIGHS: Receptions — 8 (2x), last vs. Carolina (12/28/08); Receiving Yards — 149, vs. Atlanta (9/26/10); Long Reception — 80t, vs. Atlanta (9/26/10); Receiving TDs — 2 (4x), last vs. Atlanta (9/26/10); Rushes — 1 (2x), last at Houston (11/18/07); Rushing Yards — 7, at Seattle (10/14/07); Long Rush — 7t, at Seattle (10/14/07); Rushing TDs — 1, at Seattle (10/14/07); Kickoff Returns — 5, vs. Tampa Bay (12/2/07); Kickoff Return Yards — 83, vs. Tampa Bay (12/2/07); Long Kickoff Return — 32, vs. Tampa Bay (12/2/07); Kickoff Returned for TD — 0; Punt Returns — 4, at San Francisco (10/28/07); Punt Return Yards — 72, vs. Atlanta (9/26/10); Long Punt Return — 72, vs. Atlanta (9/26/10); Punt Returned for TD — 0.

POSTSEASON

		RECEIVING							PUNT RETURNS						
Year	Team	GP	GS	No	Yds	Avg	Lg	TD	No	FC	Yds	Avg	Lg	TD	
2009	New Orleans	3	1	5	32	6.4	21	0	0	0	0	0.0	0	0	
2010	New Orleans	1	0	4	49	12.3	18	0	2	2	11	5.5	8	0	
NFL Totals		4	1	9	81	9.0	21	0	2	2	11	5.5	8	0	

ADDITIONAL POSTSEASON STATISTICS: Two-Point Conversions — (2009, 1) Total: 1.

POSTSEASON CAREER HIGHS: Receptions — 4, at Seattle (1/8/11); Receiving Yards — 49, at Seattle (1/8/11); Long Reception — 21, vs. Indianapolis (2/7/10); Receiving TDs — 0; Punt Returns — 2, at Seattle (1/8/11); Punt Return Yards — 11, at Seattle (1/8/11); Long Punt Return — 8, at Seattle (1/8/11); Rushing TDs — 0.



Thomas MORSTEAD

6

HEIGHT: 6-4 WEIGHT: 225
 COLLEGE: SOUTHERN METHODIST
 JOINED SAINTS: 05-09
 NFL EXPERIENCE: 3
 BORN: 3/8/86

P

NFL CAREER – The club's fifth round draft choice in 2009 from SMU, Morstead has been a weapon in the field position game with his strong leg, outstanding placement abilities and booming kickoffs. In his two years, he has a gross average of 44.7 on 115 punts with a 37.2 net, booming 37 kickoffs in the end zone for touchbacks.

CAREER TRANSACTIONS – Signed to a four-year contract, 7/30/09; Drafted in the fifth round (164th overall) of 2009 NFL Draft.

HONORS – 2009: NFC Special Teams Player of the Week (Week 11); NFC Special Teams Player of the Week (Week 17).

2010 – Appeared in all 16 games, finishing with 57 punts for 2,188 yards with a 45.9-yard average (38.4 net), with 21 downed inside-the-20...ten of his kickoffs went for touchbacks...Added one special teams tackle...Ranked third in the NFC and sixth in the NFL with a club-record 45.9 gross average and fifth in the conference in net (38.4)...In NFC Wild Card Playoff at Seattle, 1/8/11, punted four times for a 47.8 average (44.8 net) with a long of 55 yards...In Thursday season opener vs. Minnesota, Sept. 9, punted five times for an average of 43.2 yards, with a long of 58 yards, two downed inside the 20, also with a touchback on a kickoff...Averaged 46.7 yards on six punts, putting four inside the 20 and reaching touchbacks on two kickoffs at San Francisco, Sept. 20...Punted twice for a 49.0 average and had two touchbacks on kickoffs vs. Atlanta, Sept. 26...Averaged 53.3 yards on three punts vs. Carolina, Oct. 3...Punted three times for an average of 46.0 yards (44.7 net) with one touchback on a kickoff at Arizona, Oct. 10...Punted four times for 204 yards (51.0 avg.), with a long of 56 yards, pinning one at the two-yard line vs. Cleveland, Oct. 24...Dropped three punts inside the 20 vs. Pittsburgh, Oct. 31...Averaged 46.4 yards on five punts, landing three inside-the-20, including a then-career-long 63-yard punt to pin the Panthers inside their own ten at Carolina, Nov. 7...Hit career-long 64-yarder, punting twice for an average of 60.0 yards (53.5 net) on Thanksgiving at Dallas, Nov. 25...Averaged 45.3 yards on seven punts with a 41.6 net and had two kickoffs go for touchbacks at Atlanta, Dec. 27. **2009** – Played in all 16 games, finishing with a 43.6 gross average and 36.0 net average on 58 punts, with 18 downed inside the 20...Also handled kickoff chores for 15 games and put 58 of 99 kicks into the end zone with 27 going for touchbacks, the fourth-highest NFL total...Named NFC Special Teams Player of the Week twice, the only Saints punter receive the honor two times in a season and joining RB Reggie Bush as the only other rookie to earn

conference weekly honors twice...In postseason, had a 47.5 gross average and an NFL-leading 44.8 net average on 13 punts with six inside the 20...NFL-high six of 19 kickoffs were touchbacks...Punted twice in NFL debut vs. Detroit, Sept. 13, averaging 48 yards per kick and put six of eight kickoffs into the end zone, three resulting in touchbacks...Averaged 52 yards and 50.3 net on three punts at Philadelphia, Sept. 20, including 60-yarder, putting one inside the 20-yard line, setting career-highs for gross and net...Averaged 38 yards on five punts with two downed inside the 20-yard line and knocked all five kickoffs into end zone with four touchbacks vs. New York Jets, Oct. 4...On four punts vs. NY Giants, Oct. 18, averaged 45 yards and made first career tackle with a TD-saving stop on kick-off...Punted three times vs. Carolina, Nov. 8, averaging 38.7 yards with his last punt downed at two-yard line with DL Anthony Hargrove causing a fumble he returned for a TD on next play. Also had two touchbacks...Turned in outstanding performance at Tampa Bay, Nov. 22, resulting in NFC Special Teams Player of the Week honors, dropping two punts inside the five-yard line and averaging 48.8 gross and 46.0 net on four punts. Put six of seven kickoffs into the end zone, with four touchbacks...Averaged 43.3 yards on three punts and knocked all seven kick-offs into end zone with four touchbacks vs. New England, Nov. 30...Averaged 50.3 yards on four punts with a long of 57 vs. Dallas, Dec. 19...Became second Saints punter in club history to capture NFC Special Teams Player of the Week twice, the first to do so in the same season, when he punted nine times for 46.3 gross and 42.3 net averages as seven of his kicks landed inside the 20-yard line, four inside the 10, at Carolina, 1/3/10...Had postseason club record 66-yard punt and put seven of eight kickoffs in end zone with three for touchbacks in NFC Divisional Playoff vs. Arizona...Punted seven times for 51.3 gross and 49.1 net averages, dropping four inside the 20 and putting three kickoffs in end zone for touchbacks in NFC Championship vs. Minnesota...In Super Bowl XLIV, punted twice for a 44 yard gross and net average with one downed at the six-yard line and successfully executed an onside kick at the start of the second half that was recovered and led to a TD.

COLLEGE – Four-year letterman at SMU, averaging 43.4 yards on 166 career punts, including 59 downed inside the 20...Also handling placekicking duties, finished career ranked fifth in Mustangs history with 217 points – including school-record streak of 78-straight PATs...Earned honorable mention All-Conference USA honors as a senior after averaging 41.8 yards on 59 punts (2,465 yards) with 20 downed inside the 20-yard line...As a junior, earned All-Conference USA first-team as he led the conference and ranked eighth in the nation with a 44.6 yard average on 57 punts, including 21 kicks inside the 20...Punting average ranked third all-time in school history...All-Conference USA third-team choice, Academic All-C-USA pick and the recipient of SMU's Special Teams Award as a sophomore in 2006...Redshirted in 2005.

PERSONAL – Mechanical Engineering major...Attended Pearland (Texas) HS, where he received second-team All-District honors and was named Brazoria County Special Teams MVP as a senior, serving as both the kicker and punter...Also lettered in soccer and was a member of the National Honor Society, adding Academic All-State honors.

THOMASMORSTEAD

Year	Team	G	No	Yds	Avg	Ret	Punting				TB	In	20	LG	Blk	Kickoffs			
							Yds	Net								KO	In	EZ	TB
2009	New Orleans	16	58	2,528	43.6	25	358	36.0	4	18	60	0	99	58	27				
2010	New Orleans	16	57	2,618	45.9	26	310	38.4	6	21	64	0	50	26	10				
NFL Totals		16	115	5,146	44.7	51	668	37.2	10	39	64	0	149	84	37				

ADDITIONAL STATISTICS: Special Teams Tackles — (2009, 1); (2010, 1) **Total: 2.**

CAREER HIGHS: Punts — 9, at Carolina (1/3/10); **Most Yards** — 417, at Carolina (1/3/10); **Gross Avg.** — 60.0, at Dallas (11/25/10); **Net Avg.** — 53.5, at Dallas (11/25/10); **Most Punts Inside the 20** — 7, at Carolina (1/3/10); **Long Punt** — 64, at Dallas (11/25/10); **Kickoff Touchbacks** — 4 (3x), last at Atlanta (12/13/09); **Special Teams Tackles** — 1 (2x), last vs. Tampa Bay (1/2/11).

POSTSEASON

Year	Team	G	No	Yds	Avg	Ret	Punting				TB	In	20	LG	Blk	Kickoffs			
							Yds	Net								KO	In	EZ	TB
2009	New Orleans	3	13	618	47.5	4	15	44.8	1	6	66	0	19	13	6				
2010	New Orleans	1	4	191	47.8	1	12	44.8	0	0	55	0	5	0	0				
NFL Totals		4	17	809	47.6	5	27	44.8	1	6	66	0	24	13	6				

CAREER HIGHS: Punts — 7, vs. Minnesota (1/24/10); **Most Yards** — 359, vs. Minnesota (1/24/10); **Gross Avg.** — 51.3, vs. Minnesota (1/24/10); **Net Avg.** — 49.1, vs. Minnesota (1/24/10); **Most Punts Inside the 20** — 4, vs. Minnesota (1/24/10); **Long Punt** — 66, vs. Arizona (1/16/10); **Kickoff Touchbacks** — 3 (2x), last vs. Minnesota (1/24/10); **Special Teams Tackles** — 0.



Carl NICKS

77

HEIGHT: 6-5 **WEIGHT:** 343
COLLEGE: NEBRASKA
JOINED SAINTS: D5B-08
NFL EXPERIENCE: 4
BORN: 5/14/85

G

NFL CAREER — Nicks continued to blossom into one of the finest offensive linemen in the game in 2010, holding down the left guard spot for the third consecutive season and earning his first Pro Bowl berth alongside Jahri Evans, the first time in club history both guards were selected. A powerful run blocker who also has the wide wingspan and quick feet needed for pass protection, Nicks has been a key factor for a Saints offensive line that has surrendered only 59 sacks over the past three seasons, the third-lowest total in the NFL, blocking for a unit that has finished in the top 10 each campaign. The former collegiate tackle was selected by multiple publications for All-Rookie honors in 2008, and has continued on to be a fixture on the club's offensive front.

CAREER TRANSACTIONS — Signed to a three-year contract, 7/23/08; Drafted in the fifth-round (164th overall) of the 2008 NFL Draft.

HONORS – 2010: Pro Bowl, *Associated Press* second team All-Pro;
2008: *Pro Football Weekly* All-Rookie, *The Sporting News* All-Rookie.

2010 – Started at LG in all 16 games, running his consecutive starts streak to 45 games...Also started NFC Wild Card Playoff at Seattle, 1/8/11...Part of an offensive attack that finished ranked third in the NFC and sixth in the NFL, averaging 372.5 yards per game...Voted to Pro Bowl for the first time...Key to Saints' ground game that produced a season-high 212 rushing yards and 475 total net yards at Tampa Bay, Oct. 17...Helped rookie RB Chris Ivory rush for 158 yards...Cleared the way for an offense that posted 436 total yards, including Ivory's second 100-yard game of the year, including a season-long 55-yard run at Cincinnati, Dec. 5...Part of a line that helped the Saints score 31 points, gain 345 yards on 70 offensive plays (4.9 avg.), including 132 on the ground and maintain possession for 33:01 vs. St. Louis, Dec. 12...Part of a line that blocked for a playoff franchise-record 474 yards in postseason contest. **2009** – Started at LG in all 16 games...Played a key role in the club's top-ranked offense, helping to improve a rushing game to rank sixth in the league to go along with the NFL's fourth-ranked passing attack that allowed just 20 sacks...In opener vs. Detroit, Sept. 13, helped lead the way for 515 yards of total offense, including 157 rushing yards and allowing zero sacks...Helped pace the team's 493-yard offensive attack that produced 48 points in the victory over NY Giants, Oct. 18...Started at LG in all three of the Saints' postseason victories. **2008** –After serving as a backup and goal-line TE for the first three games, Nicks opened the final 13 at LG and was a key component of an offense that was ranked first in the NFL in yards per game and scoring, while setting club record with only 13 sacks surrendered...After entering starting lineup in the fourth game, vs. San Francisco, the Saints gave up only nine sacks in the final 13 contests.

COLLEGE – Appeared in 23 games at Nebraska, starting 13 contests, including 11 at LT in 2007 and two at RT in 2006...During his two seasons with the Cornhuskers, he allowed just one sack...As a senior, he was named second-team All-Big 12 while registering 76 knockdowns...Appeared in all 11 games as a junior in 2006, serving as the top backup at RT, where he started the final two games...Attended Hartnell (Salinas, Calif.) JC in 2005...Played as a reserve DT as a freshman at New Mexico State in 2003, recording three tackles and a fumble recovery...Majored in sociology.

PERSONAL –Attended Salinas (Calif.) HS, where he was a standout DT and named Defensive Lineman of the Year in 2002 in his region...While at Hartnell Junior College, also competed on the track team in shot put and discus...Along with his offensive line teammates has organized a holiday bike drive in 2009 and 2010...He and his wife, Bridget, have a daughter, Serena...Born in San Francisco, Calif.

CARLNICKS

Games Played/Started: New Orleans — (2008, 16/13); (2009, 16/16); (2010, 16/16) Totals: 48/45

POSTSEASON

Games Played/Started: New Orleans — (2009, 3/3); (2010, 1/1) Totals: 4/4



**Paul
OLIVER**

25

HEIGHT: 5-10

WEIGHT: 210

COLLEGE: GEORGIA

JOINED SAINTS: UFA-II (SD)

NFL EXPERIENCE: 5

BORN: 3/30/84

S

NFL CAREER – Paul Oliver arrived in New Orleans in training camp and will compete for a spot in the club's defensive back rotation. Possessing experience at cornerback and both safety positions, the former University of Georgia standout has appeared in 44 games with 11 starts and has recorded 107 tackles (75 solo), one sack, three interceptions, 11 pass defenses, one forced fumble, three fumble recoveries and 20 special teams stops in his four-year career.

CAREER TRANSACTIONS – Agreed to terms with New Orleans, 8/2/11; Signed a four-year contract with San Diego, 7/23/07; Selected in the fourth-round of the 2007 NFL Supplemental Draft by the San Diego Chargers.

2010 – Appeared in all 16 games with eight starts at SS and recorded 60 tackles (38 solo), one interception, one forced fumble, a team-leading two fumble recoveries, three pass defenses and four special teams stops...Had a season-high and career-best-tying eight tackles at Oakland, Oct. 10...Recorded seven tackles and a 15-yard interception return at Houston, Nov. 7. **2009** – Appeared in 16 games with three starts and finished with 38 tackles (30 solo) with one sack, one 34-yarrd interception return, two pass defenses, one fumble recovery and 12 special teams tackles...Returned a Matt Cassel pass 34 yards at Kansas City, Oct. 25...Recorded his first career sack vs. Philadelphia, Nov. 15...Scored his first career TD vs. Kansas City, Nov. 29, when he returned a Cassel fumble 40 yards...Had a then-career-best eight tackles vs. Washington, 1/3/10. **2008** – Appeared in 12 games and finished with nine tackles (seven solo), one interception, one pass defense and four special teams stops...Had his first career interception in end zone to erase a late second quarter drive in AFC West clinching win vs. Denver, Dec. 28. **2007** – Declared inactive for entire season.

COLLEGE – Played at Georgia from 2003-06...Finished his college career with 94 tackles, seven interceptions, three sacks and 8.5 tackles for a loss...As a

redshirt junior in 2006, sealed victories vs. Mississippi and Georgia Tech with fourth quarter interceptions and had a career-best nine tackles and three stops for a loss in Chick-fil-A Bowl win vs. Virginia Tech... Majored in housing.

PERSONAL – Born in Kennesaw, Georgia... Was an All-American selection with 12 career interceptions at Harrison (Kennesaw, Ga.) HS.

PAUL OLIVER

Year	Team	GP	GS	Tot	TACKLES			Yds	INTERCEPTIONS					FUMBLES		
					Solo	Asst	Sk		No	Yds	Lg	TD	PD	FF	FR	
2007	San Diego								DID NOT PLAY							
2008	San Diego	12	0	9	7	2	0.0	0.0	1	0	0	0	1	0	0	
2009	San Diego	16	3	38	30	8	1.0	8.0	1	34	34	0	2	0	1	
2010	San Diego	16	8	60	38	22	0.0	0.0	1	15	15	0	8	1	2	
NFL totals		44	11	107	75	32	1.0	8.0	3	49	34	0	11	1	3	

ADDITIONAL STATISTICS: Special Teams Tackles — (2008, 4); (2009, 12); (2010, 4) **Total: 20.**

CAREER HIGHS: Tackles — 8 (2x), last at Oakland (10/10/10); Sacks — 1, vs. Philadelphia (11/15/09); Interceptions — 1 (3x), last at Houston (11/7/10); Int. Ret for TD — 0; Forced Fumbles — 1, at Seattle (9/26/09); Fumble Recoveries — 1 (3X), last at Indianapolis (11/28/10).

POSTSEASON

Year	Team	GP	GS	Tot	TACKLES			Yds	INTERCEPTIONS					FUMBLES		
					Solo	Asst	Sk		No	Yds	Lg	TD	PD	FF	FR	Yds
2008	San Diego	2	0	4	4	0	0.0	0.0	0	0	0	0	0	0	0	0
2009	San Diego	1	0	2	1	1	0.0	0.0	0	0	0	0	0	0	0	0
NFL totals		3	0	6	5	1	0.0	0.0	0	0	0	0	0	0	0	0

POSTSEASON CAREER HIGHS: Tackles — 3, at Pittsburgh (1/11/09); Sacks — 0; Interceptions — 0; Int. Ret for TD — 0; Passes Defensed — 0; Forced Fumbles — 0; Fumble Recoveries — 0.



Mark PARSON

38

HEIGHT: 5-10

WEIGHT: 192

COLLEGE: OHIO

JOINED SAINTS: FA-11

NFL EXPERIENCE: 2

BORN: 5/9/86

CB

NFL CAREER – This speedy cornerback who spent part of the 2009 season on the active roster of the Houston Texans and a portion of 2010 on the Saints practice squad will try to earn a spot in the club's defensive back rotation, as well as contributing on special teams.

CAREER TRANSACTIONS – Signed to reserve/futures contract, 1/13/11; Re-signed to practice squad, 1/6/11; Released from practice squad, 12/15/10; Signed to Saints practice squad, 10/6/10; Waived by Houston Texans, 9/4/10; Signed by Houston to active roster from Saints practice squad, 11/26/09; Signed to New Orleans practice squad, 11/4/09; Released from Houston practice

squad, 9/22/09; Signed to Houston practice squad, 9/6/09; Waived by Houston, 9/5/09; Signed by Houston as an undrafted rookie free agent, 6/4/09.

2010 – Spent nine weeks of the regular season and one playoff game on Saints practice squad after being waived by Houston Texans at the end of training camp.

2009 – After being signed by Houston as an undrafted free agent, spent the first two weeks of the season on their practice squad...Spent three weeks in November on New Orleans practice squad before being re-signed to Houston's active roster, where he was inactive for the final six games.

COLLEGE – Played in 48 games at Ohio and totaled 150 career tackles and five interceptions...Played in all 12 games as a senior in 2008 and finished the year with 45 tackles, including 31 solos, and had two interceptions and one forced fumble... Played in 12 games as a junior in 2007 and recorded 30 solo and 19 assisted tackles with two interceptions, seven passes defended and one forced fumble...Returned seven punts for 17 yards...Played in all 14 games as a sophomore, starting last 10...Made 44 tackles and recorded 16 passes defended and one interception...Appeared in 10 games as a freshman in 2005, starting two, and ended with 17 total tackles, two sacks and three pass breakups...Recorded two sacks had two kick returns for 32 yards.

PERSONAL – Picked off five passes and returned a fumble 40 yards for a score at Fork Union Military Academy in 2004...Named second team all-state at Monacan (Richmond, Va.) HS, where he broke the single-season rushing record, gaining 1,600 yards...Also lettered in track and field and basketball.



Tracy PORTER

22

HEIGHT: 5-11

WEIGHT: 186

COLLEGE: INDIANA

JOINED SAINTS: D2-08

NFL EXPERIENCE: 4

BORN: 8/11/86

CB

NFL CAREER – The fleet-footed Porter quickly established himself as a top-flight cornerback, joining the starting lineup immediately as a rookie. The Port Allen, La. native and 2008 first round draft pick has played in 29 regular season games with 28 starts and has opened all four postseason contests, recording 164 tackles (124 solo), six interceptions, one sack, 29 passes defended, two forced fumbles and one fumble recovery. In the playoffs, he has 23 tackles (18 solo), two interceptions, one pass defended and one forced fumble.

CAREER TRANSACTIONS – Placed on injured reserve, 10/7/08; Signed to a four-year contract, 7/25/08; Selected in the second round (40th overall) of the 2008 NFL Draft.

2010 – Started 12 regular season games and one playoff contest...Missed contests in weeks 5-8 following knee surgery...Finished with 63 tackles (48 solo),

one interception, eight passes defended and one fumble recovery...Also returned two punts for six yards...Recorded only interception of season when he picked off Alex Smith at San Francisco, Sept. 20...Had six tackles (four solo) and one fumble recovery when he caught an illegally kicked ball after P Mat McBriar fumbled the snap on a punt at Dallas, Nov. 25...Had season-high nine tackles and one pass defense at Cincinnati, Dec. 5...Recorded four tackles, two for a loss in NFC Wild Card Playoff at Seattle, 1/8/11. **2009** – Appeared in 12 regular season games with 11 starts...Opened all three playoff games...Missed four games with knee

2010 GAME BY GAME

Date	Opp.	DEFENSE		SOLO	AST	TOT	SACK/YDS	INT/YDS	PD	FF	FR
9/9	MIN	X	X	4	2	6	0 0	0 0	1	0	0
9/20	@SF	X	X	3	3	6	0 0	1 5	1	0	0
9/26	ATL	X	X	2	1	3	0 0	0 0	0	0	0
10/3	CAR	X	X	2	0	2	0 0	0 0	1	0	0
10/10	@ARZ						Inactive (knee)				
10/17	@TB						Inactive (knee)				
10/24	CLE						Inactive (knee)				
10/31	PIT						Inactive (knee)				
11/7	@CAR	X	X	2	1	3	0 0	0 0	1	0	0
11/21	SEA	X	X	7	0	7	0 0	0 0	1	0	0
11/25	@DAL	X	X	4	2	6	0 0	0 0	0	0	1
12/5	@CIN	X	X	8	1	9	0 0	0 0	1	0	0
12/12	STL	X	X	3	1	4	0 0	0 0	0	0	0
12/19	@BAL	X	X	2	2	4	0 0	0 0	1	0	0
12/27	@ATL	X	X	5	0	5	0 0	0 0	0	0	0
1/2	TB	X	X	6	2	8	0 0	0 0	1	0	0
2010 Season		12	12	48	15	63	0 0	1 5	8	0	1

injury...Finished regular season with 69 tackles (50 solo), four interceptions, one returned for a touchdown, a team-leading 16 passes defended and two forced fumbles. Tackle, interception, pass defense and forced fumble totals led Saints cornerbacks...In postseason, made 19 tackles (15 solo), two interceptions, one returned for a touchdown, one pass defense and one forced fumble...Recorded first interception of 2009 when he picked off Eagles QB Kevin Kolb on game's final play and added four tackles and a pass defense at Philadelphia, Sept. 20...Had eight tackles (five solo) with career-best four pass defenses before icing the victory with a 54-yard interception return for a TD at Miami, Oct. 25...Picked off a Matt Ryan pass and returned it 18 yards to help set up TD, adding eight tackles (six solo) and a pass defense vs. Atlanta, Nov. 2...Posted six tackles (five solo) with two forced fumbles, one which was recovered by the Saints vs. Carolina, Nov. 8...In first start since missing four games with a knee injury, Porter made eight tackles (seven solo) and made a leaping interception of QB Josh Freeman in end zone, vs. Tampa Bay, Dec. 27...Contributed five solo tackles and a pass defense in NFC Divisional Playoff vs. Arizona...Had seven tackles (six solo), a forced fumble and an interception in NFC Championship Game. His pick of Brett Favre came late in regulation as Vikings were driving for a potential game-winning score...In Super Bowl XLIV, stepped in front of and picked off a pass by Peyton Manning that was returned 74 yards for a TD to increase New Orleans' lead to 31-17 with 3:12 remaining in the contest. The interception was the fourth-longest return in Super Bowl history. **2008** – Started all five games he appeared in and recorded 32 tackles (26 solo), one sack, one interception and knocked away five passes...Became the first Saints rookie to earn an opening day start at CB since 2002 and had a stellar debut vs. Tampa Bay, Sept. 7, making six tackles (three solo) and two pass defenses...Recorded nine tackles (eight solo) at Washington,

Sept. 14...Led team with a career-high 10 tackles (nine solo) at Denver, Sept. 21...Had a big day vs. San Francisco, Sept. 28, making his first sack and later picking off his first pass, while totaling four tackles and a pass defense... Recorded three tackles and deflected a pair of passes before leaving game in fourth quarter with season-ending dislocated right wrist vs. Minnesota, Oct. 6.

COLLEGE – Only player in Indiana history to return a punt, interception and fumble for a touchdown...Started 43 career games, 29 at RCB, 13 at LCB and one at SS and finished with 212 tackles (175 solo), 16 interceptions for a school-record 413 yards in returns and a touchdown...Also had two forced fumbles and four fumble recoveries for 147 return yards, including a 76-yard touchdown...An excellent special teams performer, blocking a kick and returning 35 punts for 477 yards (13.6-avg.) and an 86-yard touchdown...All-Big Ten first-team selection as senior in 2007 as he started every game, ranking second in league with six interceptions for 137 yards, making a career-high 83 tackles (63 solo) with a nine-yard sack and two fumble recoveries, one returned for a TD...Ranked third in Big Ten with 254 yards on 23 punt returns (11.0 avg.)...Earned All-Big Ten second-team as junior, finishing fourth in conference with four interceptions, a forced fumble and a fumble recovery...Returned 12 punts for 223 yards (18.6 avg.) and a TD, which would have led nation but was two returns below qualifying minimum... Majored in recreational sports management.

PERSONAL – Born Tracy O'Neil Porter, Aug. 11, 1986 in Port Allen, La...Attended Port Allen (La.) HS, where he played only two seasons of football, but was first-team all-district as senior...Second-team all-district as junior despite missing seven games with right forearm fracture...Played QB, RB and WR and CB, where he had 11 interceptions with two TD returns as senior and averaged 47 yards per kickoff return and 28 yards per punt return his final season...Prep basketball and track standout.

TRACYPORTER

Year	Team	GP	GS	Tot	TACKLES			Yds	INTERCEPTIONS					FUMBLES		
					Solo	Asst	Sk		No	Yds	Lg	TD	PD	FF	FR	Yds
2008	New Orleans	5	5	32	26	6	1.0	8.0	1	25	25	0	5	0	0	0
2009	New Orleans	12	11	69	50	19	0.0	0.0	4	72	54t	1	16	2	0	0
2010	New Orleans	12	12	63	48	15	0.0	0.0	1	5	5	0	8	0	1	2
NFL totals		29	28	164	124	40	1.0	8.0	6	102	54t	1	29	2	1	2

ADDITIONAL STATISTICS: Punt Returns — (2010, 2 for 6 yards, 3.0 avg., 4 long) **Total: 2 for 6 yards, 3.0 avg., 4 long.**

CAREER HIGHS: Tackles — 10, at Denver (9/21/08); Sacks — 1, vs. San Francisco (9/28/08); Interceptions — 1 (6x), last at San Francisco (9/20/10); Int. Ret for TD — 1, at Miami (10/25/09); Passes Defensed — 4 (2x), last vs. Dallas (12/19/09); Forced Fumbles — 2, vs. Carolina (11/8/09); Fumble Recoveries — 1, at Dallas (11/25/10).

POSTSEASON

Year	Team	GP	GS	Tot	TACKLES			Yds	INTERCEPTIONS					FUMBLES		
					Solo	Asst	Sk		No	Yds	Lg	TD	PD	FF	FR	Yds
2009	New Orleans	3	3	19	15	4	0.0	0.0	2	100	74t	1	1	1	0	0
2010	New Orleans	1	1	4	3	1	0.0	0.0	0	0	0	0	0	0	0	0
NFL totals		4	4	23	18	5	0.0	0.0	2	100	74t	1	1	1	0	0

POSTSEASON CAREER HIGHS: Tackles — 7 (2x), last vs. Indianapolis (2/7/10); Sacks — 0; Interceptions — 1 (2x), last vs. Indianapolis (2/7/10); Int. Ret for TD — 1, vs. Indianapolis (2/7/10); Passes Defensed — 1, vs. Arizona (1/16/10); Forced Fumbles — 1, vs. Minnesota (1/24/10); Fumble Recoveries — 0.



Pierson PRIOLEAU 31

HEIGHT: 5-11 WEIGHT: 188
COLLEGE: VIRGINIA TECH
JOINED SAINTS: UFA-09 (JAX)
NFL EXPERIENCE: 13
BORN: 8/6/77

S

NFL CAREER – Entering his 13th season, the veteran safety has been a solid defender and standout special teams performer throughout his career. Prioleau signed with the Saints as a free agent in 2009 and has led the Saints in special teams tackles both seasons with 21 stops each campaign, while serving in nickel and dime packages on defense. He's appeared in 160 career regular season contests, with 50 starts in stints with five clubs. Four of his stops have been with Saints' defensive coordinator Gregg Williams, who values Prioleau's versatility and leadership. His career totals include 397 tackles, six sacks, six forced fumbles, three fumble recoveries, one interception and 172 stops on special teams.

CAREER TRANSACTIONS – Agreed to terms, 7/29/11; Re-signed to a one-year contract, 3/5/10; Signed by Saints to a one-year contract, 3/26/09 (UFA-JAX); Signed by Jacksonville Jaguars to a one-year contract, 4/29/08 (UFA-WAS); Placed on injured reserve by Washington Redskins, 9/12/06; Signed by Washington, 3/16/05; Released by Buffalo Bills, 3/14/05; Signed by Buffalo to a three-year contract extension, 9/25/02; Re-signed by Buffalo to one-year contract, 4/16/02 (RFA); Signed by Buffalo to a one-year contract, 11/7/01; Waived by San Francisco 49ers, 9/2/01; Signed by San Francisco to a three-year contract, 7/27/99; Drafted by San Francisco in the fourth round (110th overall) of the 1999 draft.

2010 – Selected by teammates as one of five season-long captains...Played in 15 games with one start...Inactive at Carolina, Nov. 7 with ankle injury...Finished with eight tackles (seven solo), 0.5 sack and a team-leading 21 special teams stops...Notched three tackles and one special teams stop vs. Atlanta, Sept. 26...Started at SS vs. Carolina, Oct. 3 in place of an injured Roman Harper and made one special teams stop before departing with chest injury...Recorded three assisted tackles, including a sack of QB Ben Roethlisberger that he split with DE Will Smith and two on special teams vs. Pittsburgh, Oct. 31...Made a season-high three special teams tackles at Cincinnati, Dec. 5...Played on special teams in NFC Wild Card Playoff at Seattle, 1/8/11. **2009** – Played in 16 games with one start as an extra DB and made 18 tackles, a pass defense and a fumble recovery, leading team with 21 special teams stops...Recorded one tackle as reserve DB and had season-high four special teams tackles vs. Atlanta, Nov. 2...Recovered a fumble and made a special teams tackle vs. Carolina, Nov. 8...Started in dime defense vs. New England, Nov. 20 and recorded a pass defense with a special teams tackle...Saw extended playing time at S in regular season finale at Carolina, 1/3/10, and had season-high six tackles (four solo)...Played in all three postseason

contests and tied for team lead with four special teams tackles. **2008** – Appeared in 16 games with one start for Jacksonville and recorded 18 tackles (15 solo), two pass defenses and team-leading 22 special teams stops (16 solo)... Recorded team-high three special teams tackles and recovered an onside kick that led to field goal vs. Buffalo, Sept. 14... Had three special teams stops vs. Houston, Sept. 28. **2007** – Played in 15 games with four starts for Washington and finished with 38 tackles (24 solo), while adding 16 special teams stops... Recorded three tackles in 100th career game vs. New York Giants, Sept. 23... Started at New England, Oct. 28 and finished with season-high seven tackles, and led with two special teams stops... Registered three special teams tackles vs. Buffalo, Dec. 2. **2006** – Suffered season-ending knee injury in opener. **2005** – Played in 15 games with six starts in Washington... Recorded 29 tackles (31 solo) with career-high three sacks, four pass defenses, a forced fumble and a fumble recovery... Ranked fourth on team with 21 special teams tackles. **2004** – With Buffalo, played in all 16 games for third consecutive season with two starts... Finished with 37 tackles (14 solo) and a fumble recovery... Recorded season-high five special teams tackles at San Francisco, Dec. 26. **2003** – Played in all 16 games for second consecutive season with six starts for Bills... Posted 37 tackles (23 solo), a forced fumble and five deflected passes... Blocked a punt which resulted in a safety at Kansas City, Oct. 26. **2002** – Started all 16 games in first full season with Bills... Registered career-high 86 tackles (64 solo), a sack and four passes defensed. **2001** – After signing with Buffalo at midseason, appeared in six games with two starts and finished with 30 tackles (21 solo), one sack and a forced fumble... Led team with 13 tackles (10 solo), a sack and forced a fumble at Miami, 1/6/02. **2000** – Registered 38 tackles (33 solo) and made first career interception, while starting six of 14 games for San Francisco... Had first career interception vs. Oakland, Oct. 8. **1999** – Appeared in 14 games with five starts for San Francisco... Led 49ers rookies with 48 tackles (40 solo) along with 10 pass defenses and a forced fumble.

COLLEGE – Four-year letterman and two-time All-Big East selection at Virginia Tech, playing rover and OLB... Started every game as a senior and finished with 61 tackles (41 solo) and two interceptions, including an 85-yard return for a TD vs. Boston College as he earned third team All-America honors from *The Sporting News*... Named first-team All-Big East as a junior, when he displayed playmaking abilities with two interceptions, a fumble recovery for a TD and two sacks... Started every game as a sophomore at rover, recording 71 stops and two sacks... Played mostly on special teams and as a reserve DB as a freshman and made 24 tackles... Majored in interdisciplinary studies.

PERSONAL – Born in Alvin, S.C.... Married (Alicia) with sons Pierson Jalen (P.J.), Parker Jayden and Pace Jordan... Attended Macedonia (Alvin, S.C.) HS... Played both sides of ball and finished with over 900 yards rushing and 800 yards receiving, with 23 TDs, also starting at DB... Earned All-Region honors as junior and senior... Holds school record with 43' ½" vertical jump... Has been heavily involved in community affairs, including distributing Thanksgiving baskets and giving away coats during the holidays... While with Redskins, helped launch the NFL Atlas & Athena Schools program to combat use of steroids and GHG at the high school level... Name pronounced "PEER-sun PRAY-low".

PIERSONPRIOLEAU

Year	Team	GP	GS	Tot	TACKLES			Yds	INTERCEPTIONS					FUMBLES		
					Solo	Asst	Sk		No	Yds	Lg	TD	PD	FF	FR	Yds
1999	San Francisco	14	5	48	40	8	0.0	0.0	0	0	0	0	10	1	0	0
2000	San Francisco	14	6	38	33	5	0.0	0.0	1	13	13	0	4	2	0	0
2001	Buffalo	6	2	30	21	9	1.0	11.0	0	0	0	0	1	1	0	0
2002	Buffalo	16	16	86	64	22	1.0	10.0	0	0	0	0	4	0	0	0
2003	Buffalo	16	6	37	23	14	0.5	6.5	0	0	0	0	5	1	0	0
2004	Buffalo	16	2	37	14	23	0.0	0.0	0	0	0	0	1	0	1	12
2005	Washington	15	6	39	31	8	3.0	9.0	0	0	0	0	4	1	1	4
2006	Washington	1	0	0	0	0	0.0	0.0	0	0	0	0	0	0	0	0
2007	Washington	15	4	38	24	14	0.0	0.0	0	0	0	0	0	0	0	0
2008	Jacksonville	16	1	18	15	3	0.0	0.0	0	0	0	0	2	0	0	0
2009	New Orleans	16	1	18	12	6	0.0	0.0	0	0	0	0	1	0	1	0
2010	New Orleans	15	1	8	1	7	0.5	3.0	0	0	0	0	0	0	0	0
NFL totals		160	50	397	278	119	6.0	39.5	1	13	13	0	32	6	3	16
Saints totals		31	2	26	13	13	0.5	3.0	0	0	0	0	1	0	1	0

ADDITIONAL STATISTICS: Blocked Punts — (2003, 1) **Total: 1**; Special Teams Tackles — (1999, 5); (2000, 10); (2001, 6); (2002, 10); (2003, 12); (2004, 28); (2005, 21); (2007, 16); (2008, 22); (2009, 21); (2010, 21) **Total: 172.**

CAREER HIGHS: Tackles — 13, at Miami (1/6/02); Sacks — 1 (5x), last at Philadelphia (1/1/06); Interceptions — 1, vs. Oakland (10/8/00); Passes Defensed — 2 (2x), last vs. Oakland (10/8/00); Forced Fumbles — 1 (6x), last at Arizona (12/11/05); Fumble Recoveries — 1 (3x), last vs. Carolina (11/8/09); Special Teams Tackles — 5, at San Francisco (12/26/04).

POSTSEASON

Year	Team	GP	GS	Tot	TACKLES			Yds	INTERCEPTIONS					FUMBLES		
					Solo	Asst	Sk		No	Yds	Lg	TD	PD	FF	FR	Yds
2005	Washington	2	0	7	6	1	0.0	0.0	0	0	0	0	0	0	0	0
2007	Washington	1	0	0	0	0	0.0	0.0	0	0	0	0	0	0	0	0
2009	New Orleans	3	0	0	0	0	0.0	0.0	0	0	0	0	1	0	0	0
2010	New Orleans	1	0	0	0	0	0.0	0.0	0	0	0	0	0	0	0	0
NFL Totals		7	0	7	6	1	0.0	0.0	0	0	0	0	1	0	0	0
Saints Totals		4	0	0	0	0	0.0	0.0	0	0	0	0	1	0	0	0

ADDITIONAL STATISTICS: Special Teams Tackles — (2005, 3); (2007, 1); (2009, 4) **Total: 8**; Special Teams Fumble Recoveries — (2005, 1) **Total: 1.**

POSTSEASON CAREER HIGHS: Tackles — 5, at Tampa Bay (1/7/06); Sacks — 0; Interceptions — 0; Int. Ret for TD — 0; Passes Defensed — 1, vs. Arizona (1/16/10); Forced Fumbles — 0; Fumble Recoveries — 0; Special Teams Tackles — 3, vs. Arizona (1/16/10).



**Chris
REIS**

39

HEIGHT: 6-1 WEIGHT: 200
COLLEGE: GEORGIA TECH
JOINED SAINTS: FA-07
NFL EXPERIENCE: 5
BORN: 9/19/83

S

NFL CAREER – Reis has been a valuable performer on special teams, playing in 46 games since joining the club in 2007. His aptitude and instincts on special teams took a national spotlight in Super Bowl XLIV, when he recovered

an onside kick to open the second half. He's posted 48 career special teams stops and has a forced fumble and a fumble recovery to his credit.

CAREER TRANSACTIONS – Placed on injured reserve, 10/5/10; Re-signed (RFA), 4/14/10; Signed to active roster from practice squad, 9/24/07; Signed to practice squad, 9/3/07; Waived, 9/1/07; Signed by Saints as a free agent and allocated to NFL Europe, 1/9/07; Waived by Atlanta Falcons, 8/27/06; Signed by Atlanta as an undrafted free agent, 5/1/06.

2010 – Played in two games and made three tackles (one solo) and one special teams stop in a season abbreviated by shoulder injury. **2009** – Played in 15 games with first career start and made 11 tackles, one pass defense, one interception, posting a career-high 18 special teams tackles and recovering a fumble on kick coverage...At Philadelphia, Sept. 20, had one tackle, one special teams stop and recovered a fumble on second half's opening kick, leading to a TD...Tied career-high when he recorded four special teams tackles vs. N.Y. Giants, Oct. 18 and at Washington, Dec. 6...Recorded first career interception, when he picked off QB Josh Freeman and had a 33-yard return at Tampa Bay, Nov. 22...Made first NFL start at Carolina, 1/3/10 and had career-high nine tackles in addition to three special teams stops...In Super Bowl XLIV, Feb. 7, made one of the game's biggest plays when he recovered an onside kick on the opening kickoff of the second half, giving the Saints the ball to acquire their first lead. Also had one special teams tackle. **2008** – Played in 15 games, primarily on special teams, inactive vs. Minnesota, Oct. 6, with hamstring injury...Had first career sack at Washington, Sept. 14...Forced a fumble that was recovered by Usama Young and led to a TD vs. San Diego, Oct. 26...Had career-high four special teams stops vs. Green Bay, Nov. 24...Saw extended action on defense vs. Carolina, Dec. 28 and had four tackles, adding two on special teams. **2007** – Played in 14 games, primarily on special teams, and made 13 tackles in kick coverage as well as three solo stops as a reserve DB...Signed to active roster Sept. 24 and made NFL debut that night vs. Tennessee...Recorded season-best two special teams stops three times...Saw first extended defensive action at Atlanta, Dec. 10, making three solo tackles.

COLLEGE – Two-year starter at Georgia Tech, totaling 195 tackles, 10 1/2 sacks, three interceptions and 10 pass defenses as he made 24 starts...Started at S as senior and made 84 tackles with two interceptions...Honorable mention All-ACC at OLB his junior year as he led team with eight sacks among his 70 tackles...Three-time member of ACC All-Academic football team (2003-05)...Received Georgia Tech Academic Excellence Award following senior season...Awarded the Captain's Captain Award and the Total Person Award at Tech's annual Yellow Jacket Celebration...Majored in Management.

PERSONAL – Totaled 226 tackles and 10 interceptions and also played WR and caught 183 passes for 2,595 yards at Roswell (Ga.) HS...Allocated to NFL Europe by Saints in Spring, 2007, where he was a first-team all NFLE for Cologne...Born Christopher Evan Reis on Sept. 19, 1983 in Canton, Ohio...Married (Michelle).

CHRISREIS

Year	Team	GP	GS	Tot	TACKLES			Yds	INTERCEPTIONS					FUMBLES		
					Solo	Asst	Sk		No	Yds	Lg	TD	PD	FF	FR	Yds
2007	New Orleans	14	0	3	3	0	0.0	0.0	0	0	0	0	0	0	0	0
2008	New Orleans	15	0	5	4	1	1.0	3.0	0	0	0	0	0	0	0	0
2009	New Orleans	15	1	11	2	9	0.0	0.0	1	33	33	0	1	0	0	0
2010	New Orleans	2	0	3	1	2	0.0	0.0	0	0	0	0	0	0	0	0
NFL totals		46	1	22	10	12	1.0	3.0	1	33	33	0	1	0	0	0

ADDITIONAL STATISTICS: Special Teams Tackles — (2007, 13); (2008, 16); (2009, 18); (2010, 1) **Total: 48;** Special Teams Forced Fumbles — (2008, 1) **Total: 1;** Special Teams Fumble Recoveries — (2009, 1) **Total: 1.**

CAREER HIGHS: Tackles — 9, at Carolina (1/3/10); Sacks — 1, at Washington (9/14/08); Interceptions — 1, at Tampa Bay (11/22/09); Passes Defensed — 1, at Tampa Bay (11/22/09); Forced Fumbles — 0; Fumble Recoveries — 0; Special Teams Tackles — 4 (3x), last at Washington (12/6/09); Special Teams Forced Fumbles — 1, vs. San Diego (10/26/08); Special Teams Fumble Recoveries — 1, at Philadelphia (9/20/09).

POSTSEASON

Year	Team	GP	GS	Tot	TACKLES			Yds	INTERCEPTIONS					FUMBLES		
					Solo	Asst	Sk		No	Yds	Lg	TD	PD	FF	FR	Yds
2009	New Orleans	2	0	0	0	0	0.0	0.0	0	0	0	0	0	0	0	0
NFL totals		2	0	0	0	0	0.0	0.0	0	0	0	0	0	0	0	0

ADDITIONAL POSTSEASON STATISTICS: Special Teams Tackles — (2009, 3) **Total: 3**

POSTSEASON CAREER HIGHS: Tackles — 0; Sacks — 0; Interceptions — 0; Int. Ret for TD — 0; Passes Defensed — 0; Forced Fumbles — 0; Fumble Recoveries — 0; Special Teams Tackles — 2, vs. Minnesota (1/24/10).



Patrick ROBINSON 21

HEIGHT: 5-11 WEIGHT: 191
COLLEGE: FLORIDA STATE
JOINED SAINTS: D1-10
NFL EXPERIENCE: 2
BORN: 9/7/87

CB

NFL CAREER – Possessing an impressive combination of the speed to keep up with the fastest wide receivers and outstanding ball skills, this 2010 first round draft pick appeared in 11 games with four starts as a rookie, contributing on both defense and special teams. Robinson will compete for a more extensive role in the defensive backfield in 2011.

CAREER TRANSACTIONS – Signed to a five-year contract, 7/30/10; A first round draft choice (32nd overall) in the 2010 NFL Draft.

2010 – Appeared in 11 games with four starts...Recorded 25 tackles (25 solo), three passes defensed and four special teams tackles...After seeing reserve action in three of first four games (inactive at San Francisco, Sept. 20), made first career start and tallied a team-high eight tackles (eight solo) and one pass defense at Ari-

zona, Oct. 10...Started three more games, suffering an ankle injury at Pittsburgh, Oct. 31, which caused him to miss next two contests...Returned to action at Dallas, Nov. 25 and posted three solo tackles...Finished with four tackles (three solo) in finale vs. Tampa Bay, 1/2/11...Started in nickel defense in NFC Wild Card Playoff at Seattle, 1/8/11, and made one solo tackle and one pass defense.

COLLEGE – Two-year starter at Florida State...Appeared in 45 games with 25 starts and posted career statistics of 117 tackles, seven interceptions, 21 pass defenses, one blocked punt and four forced fumbles...Started 12 games as a senior in 2009 and was Second-team All-ACC, as he posted career-high 52 tackles (36 solo), two forced fumbles and 11 pass defenses...Also had 11 kickoff returns for 218 yards...Started eight of nine games he appeared in as a junior in 2008, helping the Seminoles rank sixth in the nation and first in the ACC in pass defense (162.4 yards per game)...Recorded 26 tackles (22 solo), one forced fumble, one interception and four pass defenses...Added 112 yards on four kickoff returns...Started five of the 12 games he played in as a sophomore in 2007 and earned honorable mention All-ACC...Recorded 28 tackles (18 solo) and had a career-high and team-best six interceptions for 87 return yards...Interception total ranked third in the ACC and tied for 12th in nation...Also added six pass defenses and a forced fumble...Appeared in 12 games as a freshman in 2006 as a backup...Recorded 11 tackles (six solo) and gained 16 yards on a blocked punt return...Also returned a blocked PAT for a score vs. Duke...Majored in social science.

PERSONAL – Attended South Miami (Fla.) HS before transferring to Gulliver Prep (Miami, Fla.)...Starred in football and track and field, finishing third in the state championships in 100 and 200-meter sprints senior season...As a junior, an all-region Prep Star selection, recording 32 catches for 491 yards and six TDs, adding eight interceptions...First-team All-State for Class 2A by Florida Sports Writers Association after intercepting 11 passes and scoring 10 touchdowns on offense as a senior...Born 9/7/87 in Miami, Fla.

PATRICK ROBINSON																	
		TACKLES						INTERCEPTIONS					FUMBLES				
Year	Team	GP	GS	Tot	Solo	Asst	Sk	Yds	No	Yds	Lg	TD	PD	FF	FR	Yds	
2010	New Orleans	11	4	25	20	5	0.0	0.0	0	0	0	0	3	0	0	0	
NFL totals		11	4	25	20	5	0.0	0.0	0	0	0	0	3	0	0	0	
ADDITIONAL STATISTICS: Special Teams Tackles — (2010, 4) Total: 4.																	
CAREER HIGHS: Tackles — 8, at Arizona (10/10/10); Sacks — 0; Interceptions — 0; Passes Defensed — 1 (3x), last at Tampa Bay (10/17/10); Forced Fumbles — 0; Fumble Recoveries — 0; Special Teams Tackles — 2, at Tampa Bay (10/17/10).																	
POSTSEASON																	
		TACKLES						INTERCEPTIONS					FUMBLES				
Year	Team	GP	GS	Tot	Solo	Asst	Sk	Yds	No	Yds	Lg	TD	PD	FF	FR	Yds	
2010	New Orleans	1	1	1	1	0	0.0	0.0	0	0	0	0	1	0	0	0	
NFL totals		1	1	1	1	0	0.0	0.0	0	0	0	0	1	0	0	0	
POSTSEASON CAREER HIGHS: Tackles — 1, at Seattle (1/8/11); Sacks — 0; Interceptions — 0; Int. Ret for TD — 0; Passes Defensed — 1, at Seattle (1/8/11); Forced Fumbles — 0; Fumble Recoveries — 0; Special Teams Tackles — 0.																	



Courtney ROBY

15

HEIGHT: 6-0 WEIGHT: 189
COLLEGE: INDIANA
JOINED SAINTS: FA-09
NFL EXPERIENCE: 6
BORN: 1/10/83

WR

NFL CAREER – Roby arrived in New Orleans with little fanfare after being signed at midseason in 2008, but the speedster has made a significant impact on special teams. The former Indiana standout has averaged 25.6 yards on 94 kickoff returns as a Saint to rank fourth on the club all-time in return average. He's also recorded 38 special teams tackles. Originally a third-round draft choice of the Tennessee Titans in 2005, Roby also had stints with Cincinnati and Indianapolis before joining the Saints.

CAREER TRANSACTIONS – Agreed to terms, 7/31/11; Placed on injured reserve, 12/29/10; Re-signed to a one-year contract (RFA), 4/20/10; Re-signed to a one-year contract, 9/15/09; Waived, 9/5/09; Re-signed to a one-year contract (RFA), 3/16/09; Placed on injured reserve, 12/8/08; Signed by Saints, 10/16/08; Waived by Indianapolis Colts, 9/12/08; Signed by Indianapolis, 1/2/08; Waived by Cincinnati Bengals, 10/26/07; Signed by Cincinnati, 10/16/07; Waived by Tennessee Titans, 9/1/07; Signed by Tennessee, 7/28/05; Drafted by Tennessee in third round (68th overall) of the 2005 NFL Draft.

HONORS – 2010: NFC Special Teams Player of the Month (September)

2010 – Appeared in 13 games, inactive for two more and placed on injured reserve prior to finale due to concussion symptoms...Returned 33 kickoffs for 785 yards (23.8 avg.) and had 13 special teams tackles to tie for second on club, and a team-high two special teams fumble recoveries...Averaged 23.3 yards on three kickoff returns and added two special teams tackles in opener vs. Minnesota, Sept. 9...Averaged 27 yards on three kickoff returns and recovered a fumble on punt coverage to go with two special teams stops at San Francisco, Sept. 20...Vs. Atlanta, Sept. 26, made a special teams tackle and averaged 27 yards on three kickoff returns, including a 39-yard runback. Named September NFC Special Teams Player of the Month for his performance where he made five stops and one fumble recovery to go with a 25.8 kickoff return average...Made another big play on special teams when he recovered a fumble in punt coverage that set up a field goal and averaged 25.5 yards on two kickoff returns vs. Carolina, Oct. 3...Averaged 27.8 yards on four kickoff returns and added a tackle at Arizona, Oct. 10...Averaged 27.7 yards on three returns, including a 39-yard runback and added a season-high three tackles vs. Pittsburgh, Oct. 31...After leaving with concussion in first half vs. St. Louis, Dec. 12, inactive for next two games before being placed on injured reserve. **2009** – In 15 games, caught a six-yard pass, returned 42 kickoffs for 1,154 yards (27.5 avg.) with one touchdown and finished second

on club with 20 special teams tackles (13 solo)...Ranked fourth in NFL in kickoff return average...In postseason, returned 11 kickoffs for 282 yards (25.6 avg.) and tied for team lead with four special teams stops...Recorded career-high five special teams tackles vs. NY Giants, Oct. 18...Ran back kickoff 85 yards to set up field goal as part of career-high 185 yards on six returns at Miami, Oct. 25...Put Saints in lead on second half opening kickoff with a 97-yard runback for a TD, the first of his career and first by a Saint since 2004, at St. Louis, Nov. 15...Ran a kick back 67 yards vs. Dallas, Dec. 19...Tallied three special teams tackles in NFC Divisional Playoff vs. Arizona...Had postseason club record 61-yard runback to open the third quarter, setting up field position in Minnesota territory for a touchdown drive in NFC Championship...In Super Bowl XLIV, had four kickoff returns for a 25.5 average, made one special teams tackle and downed a punt at the Colts four-yard line. **2008** – After opening season with Colts, signed by Saints, Oct. 16 and appeared in five games...Returned 19 kickoffs for 472 yards (24.8 avg.) and had three special teams tackles before being placed on Injured Reserve with an ankle injury, Dec. 8...Including one appearance with Indianapolis in their opener, had 24 returns for 473 yards and five special teams stops...In Saints debut, Nov. 9 vs. Atlanta, had five kick returns for 127 yards, including a 41-yard burst...Added a 54-yard return at Kansas City, Nov. 16 and 62-yarder vs. Green Bay, Nov. 24, along with two special teams stops. Suffered ankle injury vs. Atlanta and placed on injured reserve following day. **2007** – Active for one game with Cincinnati, vs. New York Jets, Oct. 21, but did not play. **2006** – Appeared in 12 games as a reserve for Tennessee and had two catches for 28 yards. **2005** – Started 6 of 13 games as a rookie for Titans and had 21 receptions for 289 yards with a touchdown...Also returned 22 kickoffs for 495 yards (22.5 avg.)...Started first career game vs. Oakland, Oct. 30 and had seven receptions for 83 yards and a TD.

COLLEGE – Closed career at Indiana as school's all-time receiving leader with 170 catches for 2,524 yards...As a senior in 2004, started all 11 games and led Hoosiers with 55 receptions for 810 yards and seven TDs, and added 135 yards rushing and two TDs...Most productive season came as a sophomore, with 59 grabs for 1,039 yards (18.5 avg.) and four TDs, the second-most grabs and receiving yards by a Hoosier in a single season...Majored in business administration.

PERSONAL – Born Jan. 10, 1983 in Indianapolis, Ind....Attended North Central (Indianapolis) HS, where he earned all-state honors...Also was an all-state choice in track...Cousin of the late Reggie Roby who played a total of 16 years (1983-98) as a punter in the NFL.

COURTNEYROBY



Year	Team	RECEIVING							RUSHING				
		GP	GS	No	Yds	Avg	Lg	TD	Att	Yds	Avg	Lg	TD
2005	Tennessee	13	6	21	289	13.8	32	1	2	16	8.0	11	0
2006	Tennessee	12	0	2	28	14.0	21	0	1	3	3.0	3	0
2007	Cincinnati	0	0	0	0	0.0	0	0	0	0	0.0	0	0
2008	Indianapolis	1	0	0	0	0.0	0	0	0	0	0.0	0	0
	New Orleans	5	0	0	0	0.0	0	0	0	0	0.0	0	0
2009	New Orleans	15	0	1	6	6.0	6	0	0	0	0.0	0	0
2010	New Orleans	13	0	0	0	0.0	0	0	0	0	0.0	0	0
NFL Totals		59	6	24	323	13.5	32	1	3	19	6.3	11	0
Saints Totals		33	0	1	6	6.0	6	0	0	0	0.0	0	0

KICKOFF RETURNS						
Year	Team	No	Yds	Avg	Lg	TD
2005	Tennessee	22	495	22.5	59	0
2008	Indianapolis	5	101	20.2	25	0
	New Orleans	19	472	24.8	62	0
2009	New Orleans	42	1,154	27.5	97t	1
2010	New Orleans	33	785	23.8	39	0
NFL Totals		121	3,007	24.9	97t	1
Saints Totals		94	2,411	25.6	97t	1

ADDITIONAL STATISTICS: Special Teams Tackles — (2008, 5); (2009, 20); (2010, 13) **Total: 38; Special Teams Fumble Recoveries** — (2010, 2) **Total: 2.**

CAREER HIGHS: Receptions — 7, vs. Oakland (10/30/05); **Receiving Yards** — 83, vs. Oakland (10/30/05); **Long Reception** — 32, vs. Seattle (12/18/05); **Receiving TDs** — 1, vs. Oakland (10/30/05); **Rushes** — 2, vs. Cincinnati (10/16/05); **Rushing Yards** — 16, vs. Cincinnati (10/16/05); **Long Rush** — 11, vs. Cincinnati (10/16/05); **Rushing TDs** — 0; **Kickoff Returns** — 6 (4x), last at Washington (12/6/09); **Kickoff Return Yards** — 185, at Miami (10/25/09); **Long Kickoff Return** — 97t, at St. Louis (11/15/09); **Kickoff Returned for TD** — 1, at St. Louis (11/15/09); **Special Teams Tackles** — 5, vs. N.Y. Giants (10/18/09); **Special Teams Fumble Recoveries** — 1 (2x), last vs. Carolina (10/3/10).

POSTSEASON

Year	Team	RECEIVING							RUSHING				
		GP	GS	No	Yds	Avg	Lg	TD	Att	Yds	Avg	Lg	TD
2009	New Orleans	3	0	0	0	0.0	0	0	0	0	0.0	0	0
NFL Totals		3	0	0	0	0.0	0	0	0	0	0.0	0	0

KICKOFF RETURNS						
Year	Team	No	Yds	Avg	Lg	TD
2009	New Orleans	11	282	25.6	61	0
NFL Totals		11	282	25.6	61	0

ADDITIONAL POSTSEASON STATISTICS: Special Teams Tackles — (2009, 4) **Total: 4.**

POSTSEASON CAREER HIGHS: Receptions — 0; **Receiving Yards** — 0; **Long Reception** — 0; **Receiving TDs** — 0; **Rushes** — 0; **Rushing Yards** — 0; **Long Rush** — 0; **Rushing TDs** — 0; **Kickoff Returns** — 5, vs. Minnesota (1/24/10); **Kickoff Return Yards** — 143, vs. Minnesota (1/24/10); **Long Kickoff Return** — 61, vs. Minnesota (1/24/10); **Kickoff Returned for TD** — 0; **Special Teams Tackles** — 3, vs. Arizona (1/16/10).



Shaun ROGERS

92

HEIGHT: 6-4

WEIGHT: 350

COLLEGE: TEXAS

JOINED SAINTS: FA-11

NFL EXPERIENCE: 11

BORN: 3/12/79

DT

NFL CAREER – In ten NFL seasons, Rogers has started 124 of 140 games, while recording 573 tackles, 38 sacks, one interception, 24 pass defenses, four forced fumbles and eight fumble recoveries. The three-time Pro Bowl selection is expected to help the interior of the line in both stopping the run and rushing the passer. The former University of Texas standout has also taken advantage of his powerful build to block 14 field goal attempts in his career.

CAREER TRANSACTIONS – Signed by New Orleans, 3/2/11; Released by Cleveland, 2/9/11; Placed on injured reserve by Cleveland, 11/30/09; Signed by Cleveland to a six-year contract, 3/25/08; Acquired by Cleveland from Detroit for CB Leigh Bodden and the Browns' third-round draft choice of the 2008 NFL Draft, 3/1/08; Placed on injured reserve by Detroit, 12/6/06; Reinstated by NFL, 11/27/06; Placed on NFL reserve/suspended list, 10/19/06; Signed by Detroit, 7/23/01; Selected in the second-round (61st overall) of the 2001 NFL Draft by the Detroit Lions.

HONORS – **2008:** Pro Bowl; **2007:** NFC Defensive Player of the Week (week nine); **2005:** Pro Bowl starter; **2004:** Pro Bowl starter; NFC Defensive Player of the Week (week seven); *Associated Press* second-team All-Pro; **2003:** *Football Digest* second-team All-Pro.

2010 – Appeared in 15 games with one start...Collected 17 tackles, two sacks and blocked a field goal...Inactive with ankle/hip injuries at Baltimore, Sept. 26...Finished with only one tackle, but was integral to a run-stopping effort that surrendered only 58 rushing yards at New Orleans, Oct. 24...Recorded two tackles and shared a sack with Matt Roth at Jacksonville, Nov. 21...Tallied two tackles, including one for a loss vs. Carolina, Nov. 28...Recorded three tackles and one sack at Miami, Dec. 5 and also recorded his 14th career blocked field goal when he got his hands on a Dan Carpenter 41-yard attempt on game's opening possession...Started LDE in season finale vs. Pittsburgh, 1/2/11 and recorded one tackle and a half sack for a loss of 1.5 yards. **2009** – Started 11 games at NT and produced 36 tackles, two sacks and a pass defended...On special teams, blocked a field goal attempt and a pair of PATs... Blocked a Shayne Graham 23-yard field goal attempt and later in the game a PAT with game tied at 20 with less than two minutes to play in regulation, forcing overtime against Cincinnati, Oct. 4. The contest marked the second time in his career he had two blocked kicks in the same game... Blocked a PAT against Baltimore, Nov. 16...Was placed on injured reserve, Dec. 1 with a lower leg injury sustained in game at Cincinnati, Nov.

29. **2008** – Named to AFC Pro Bowl roster as he posted 73 tackles and 4.5 sacks...Played in 100th career game and tallied first sack as a Brown against Pittsburgh, Sept. 14...Had a sack at Cincinnati, Sept. 28, beginning a stretch in which he tallied 3.5 sacks over five games...In the fourth quarter of game at Jacksonville, Oct. 26, blocked a 38-yard field goal attempt by Josh Scobee and recovered the blocked kick at the Cleveland 41-yard line to preserve a 17-14 lead in a 23-17 win...Also was part of a defensive effort that limited Jaguars running backs Fred Taylor and Maurice Jones-Drew to a combined 20 carries for 53 yards...Blocked a 49-yard field goal attempt by Kris Brown against Houston, Nov. 23.

2007 – In his final season in Detroit, notched 66 tackles, a career-best seven sacks for 53 yards, one interception for 66 yards, two pass breakups and three fumble recoveries...Was an alternate to NFC Pro Bowl squad...Blocked a Sebastian Janikowski 50-yard field goal attempt in opener against Oakland, Sept. 9...Recovered a fumble in overtime that led to the Lions' game-winning field goal in a 20-17 decision over Minnesota, Sept. 16...Had a sack and a block of a 52-yard field goal attempt by Robbie Gould in 37-27 win over Chicago, Sept. 30...Against Denver, Nov. 4, had career-high 2.5 sacks for 15 yards, and an interception of a Patrick Ramsey pass that he returned 66 yards for a touchdown as he earned NFC Defensive Player of the Week honors...Also had two sacks against Kansas City, Dec. 23.

2006 – Started six games and posted 36 tackles with three sacks for 28 yards and one fumble recovery...Had two sacks in opener vs. Seattle, Sept. 11 when he also blocked a Josh Brown 41-yard field goal attempt...Placed on injured reserve, Dec. 6 with knee injury.

2005 – Started 14 games and was named to the Pro Bowl, making his second appearance in Hawaii...Tallied 36 tackles, 5.5 sacks for 44 yards with one fumble recovery and two forced fumbles...In opener vs. Green Bay, Sept. 11, recorded a key sack on the Packers' final drive for a loss of 12 yards...Blocked a John Kasay 52-yard field goal attempt vs. Carolina, Oct. 16...Had his first career touchdown, when teammate James Hall stripped the ball from Aaron Stecker and Rogers picked it up, racing 21 yards for a touchdown at New Orleans, Dec. 24, with the Saints managing a season-low 47 yards rushing.

2004 – Started 16 games and notched 75 tackles, four sacks for 19.5 yards, five pass breakups, one fumble recovery and three blocked kicks...Selected to his first Pro Bowl and was voted by his teammates as the Lem Barney Defensive MVP...In season opener at Chicago, Sept. 12, recorded five tackles, a sack, one fumble recovery and a block of a Paul Edinger 27-yard field goal attempt, which was returned an NFL record 92-yards for a touchdown by Bracy Walker...Recorded two sacks for 14 yards at Atlanta, Oct. 10...Named NFC Defensive Player of the Week for his efforts at NY Giants, Oct. 24, which included four tackles, one pass breakup and one sack...Blocked a Mike Vanderjagt PAT vs. Indianapolis, Nov. 25, the first extra-point block of his career...Blocked a Gary Anderson 27-yard field goal attempt in finale at Tennessee, 1/2/05.

2003 – Started all 16 games and totaled 75 tackles, four sacks for 27 yards, four pass breakups and one forced fumble...Named an alternate to NFC Pro Bowl squad...Voted by teammates as the Chuck Hughes Most Improved Player and named to Football Digest's All-Pro second-team...Despite amassing just five wins, the Lions were 3-1 in games when he had a sack.

2002 – Appeared in 14 games, including 12 starts, and recorded 62 tackles, 2.5 sacks for 21 yards, a pass breakup, two fumble recoveries and a forced fumble...Blocked a

first quarter John Kasay 46-yard field goal attempt vs. Carolina, Sept. 15...In finale vs. Minnesota, Dec. 29, notched a sack and blocked a Gary Anderson 43-yard field goal attempt. **2001** – In his rookie season, started all 16 games and led NFL defensive linemen with 97 tackles (62 solo)...Voted as Mel Farr Rookie of the Year by his teammates and was ranked one of the 10-best rookies of the 2001 season by the *Sporting News*...Had first career sack and multi-sack game with two takedowns at Minnesota, Oct. 14...Posted a career-best 11 tackles vs. Tennessee, Oct. 21...Blocked two field goal attempts at San Francisco, Nov. 4...The first was a 49-yard attempt by Jose Cortez in the second quarter...The second was a 19-yard attempt by Cortez with 1:56 left in the fourth quarter.

COLLEGE – Started 20 of 41 games at the University of Texas (1997-2000) ranking third on the school's career-record list with 53 tackles for loss, while collecting 199 tackles, 14 sacks and 54 QB pressures...All-Big 12 second-team choice as a senior in 2000...Helped Texas limit opponents to only 94.0 yards per game rushing, the lowest figure by a Longhorn squad since 1983, and the Longhorns led the nation in pass efficiency defense (88.3) and ranked seventh in total defense (278.3 ypg)...In 1999, earned All-Big 12 Conference first-team honors, joining Pittsburgh Steelers 2000 first round choice Casey Hampton in becoming the Longhorns' first defensive tackle tandem to garner such accolades in the same season since 1971...Started 12 of 13 games as a junior and recorded a career-high 80 tackles with 5.5 sacks for 33 yards, 27 tackles for loss and 24 QB pressures.

PERSONAL – Born in LaPorte, Texas...Two-way tackle at LaPorte (Texas) HS... Also lettered in basketball...Father, Ernie, played at Rice (1975-78), was drafted by the Dallas Cowboys in 1979 and played in both the CFL and USFL...Interacted with 2,000 Detroit-area underprivileged children at the NFL Experience Kids Day the week of Super Bowl XL...Named the 2008 Browns Player of the Year by the local chapter of the PFWA.

SHAUNROGERS

Year	Team	GP	GS	Tot	TACKLES			Yds	INTERCEPTIONS					FUMBLES		
					Solo	Asst	Sk		No	Yds	Lg	TD	PD	FF	FR	Yds
2001	Detroit	16	16	97	62	35	3.5	25.0	0	0	0	0	6	0	0	0
2002	Detroit	14	12	62	33	29	2.5	21.0	0	0	0	0	1	1	2	0
2003	Detroit	16	16	75	59	16	4.0	27.0	0	0	0	0	4	1	0	0
2004	Detroit	16	16	75	51	24	4.0	19.5	0	0	0	0	5	0	1	0
2005	Detroit	14	14	36	27	9	5.5	44.0	0	0	0	0	0	2	1	21
2006	Detroit	6	6	36	23	13	3.0	28.0	0	0	0	0	0	0	1	0
2007	Detroit	16	16	66	41	25	7.0	53.0	1	66	66t	1	2	0	3	10
2008	Cleveland	16	16	73	54	19	4.5	27.0	0	0	0	0	5	0	0	0
2009	Cleveland	11	11	36	24	12	2.0	9.0	0	0	0	0	1	0	0	0
2010	Cleveland	15	1	17	14	3	2.0	13.0	0	0	0	0	0	0	0	0
NFL Totals		140	124	573	388	185	38.0	266.5	1	66	66t	1	24	4	8	31

ADDITIONAL STATISTICS: Blocked Field Goals — (2001, 2); (2002, 2); (2004, 2); (2005, 1); (2006, 1); (2007, 2); (2008, 2); (2009, 1); (2010, 1) **Total: 14;** Blocked Extra Points — (2006, 1); (2009, 2) **Total: 3**

CAREER HIGHS: Tackles — 11, vs. Tennessee (10/21/01); Sacks — 2.5, vs. Denver (11/4/07); Interceptions — 1, vs. Denver (11/4/07); Forced Fumbles — 1 (4x), last vs. Atlanta (11/24/05); Fumble Recoveries — 2, at Green Bay (11/10/02); Blocked Field Goals — 2, at San Francisco (11/4/01).


**Scott
SHANLE**
58

HEIGHT: 6-2 WEIGHT: 245
 COLLEGE: NEBRASKA
 JOINED SAINTS: TR-06 (DAL)
 NFL EXPERIENCE: 9
 BORN: 11/23/79

LB

NFL CAREER – Since arriving in New Orleans in 2006 Shanle has been one of the Saints' top defenders. He turned in another solid season in 2010 as he started all 14 games he played in the regular season and opened one postseason contest as well from the weakside linebacker spot he's owned for the past five seasons, posting 98 tackles, three pass defenses, one forced fumble and one fumble recovery. Equally adept at blitzing, dropping into coverage and plugging against the run, Shanle has been an important addition since being acquired in a trade from Dallas during 2006 training camp. In 74 games since, he's had 562 tackles, six sacks, two interceptions, four forced fumbles and four fumble recoveries while rarely leaving the field. Initially a seventh-round pick out of Nebraska in 2003 by St. Louis, Shanle spent most of his rookie year with the Rams, playing in six games before being claimed off waivers by Dallas late in the season. With the Cowboys, he was a special teams standout in 2004 before starting eight games in 2005. Though he has also started at strongside linebacker and in the middle, he has found a home on the weakside. In his eight-year career, Shanle's posted 641 tackles and 7.5 sacks.

CAREER TRANSACTIONS – Agreed to terms, 7/29/11; Signed to a four-year contract, 2/9/07; Acquired by New Orleans from Dallas Cowboys for an undisclosed draft pick, 8/23/06; Claimed off waivers by Dallas, 12/10/03; Waived by St. Louis Rams, 10/9/03; Reinstated by NFL, 10/29/03; Received a four-game suspension from NFL, 9/26/03; Chosen by St. Louis in seventh round (251st overall) of 2003 NFL Draft.

2010 – Played in and started 14 games at WLB, missing contests at Tampa Bay, Oct. 17 and vs. Cleveland, Oct. 24 with hamstring injury...Finished with 98 tackles (46 solo), three pass defenses, a forced fumble, a fumble recovery and a special teams tackle...Led team in tackles in four games...Led defense with nine tackles (three solo), including one for a loss vs. Minnesota, Sept. 9...Played in 100th career game and made a season-high 12 tackles (five solo) vs. Atlanta, Sept. 26...In his return to action after being inactive for two contests with hamstring injury, led team with 11 tackles (six solo) vs. Pittsburgh, Oct. 31...Led Saints with ten tackles (six solo), including 600th career stop and also stripped ball from RB Marshawn Lynch and added a pass defense vs. Seattle, Nov. 21...Recorded team-high ten tackles (seven solo) and added two pass defenses and one special teams stop in vs. Tampa Bay, 1/2/11...In NFC Wild Card Playoff at Seattle, 1/8/11, made eight tackles (four solo) and sacked Seahawks QB Matt Hasselbeck for a six-yard loss. **2009** – Played in and started 14 games at WLB, missing the final

two regular season contests with a concussion...Posted 106 tackles (74 solo)... Also recorded his first two career interceptions along with four pass defenses and two fumble recoveries...Made at least seven tackles in 11 games...recorded seven tackles (four solo), along with his first career interception as he picked off QB Matthew Stafford in the season-opening 45-27 win vs. Detroit, Sept. 13...Led team with 14 tackles (11 solo) at Philadelphia, Sept. 20, and made a key play when he intercepted a Kevin Kolb pass in the third quarter that led to a Saints touchdown...Had his hand in his third turnover of the season, recovering a fumble to set up a Saints TD to go along with seven tackles (four solo) vs. N.Y. Giants, Oct. 18...Made eight solo tackles from his starting WLB spot and recovered a fumble which led to a Saints TD in the victory at Miami, Oct. 25...Made nine tackles (seven solo) with a pass defense at St. Louis, Nov. 15, crossing the 500-tackle plateau for his career...Made seven tackles (five solo) vs. Dallas, Dec. 19, crossing 100 tackles for the season for the third time...Missed his first games in over two years, sitting out against Tampa Bay and Carolina after suffering a concussion against Dallas...Returned to action for the NFC Divisional Playoff game against Arizona and led the team with eight tackles (six solo), adding a pass defense...Tied for the team-lead with 12 tackles (nine solo) in the NFC Championship Game vs. Minnesota...Led the linebacking crew with nine tackles (seven solo) and added two pass defenses in Super Bowl XLIV victory over Indianapolis.

2008 – Started 16 games at WLB, registering 145 tackles (79 solo) to rank second on the team...Also had eight pass defenses, a forced fumble and two sacks... Had 10 or more tackles in six games...Posted five tackles, tipped away a pass and forced a fumble near the goal line to stop a scoring opportunity for San Francisco, Sept. 28...Notched 11 tackles (8 solo) and deflected two passes vs. San Diego, his second-straight game with double-digit stops...Posted 14 tackles vs. Green Bay, Nov. 14, 11 and a sack the following week at Tampa Bay, and a career-high 15 (10 solo) vs. Atlanta, Dec. 7...Recorded six tackles (three solo), a sack and deflected a pass vs. Carolina, Dec. 28.

2007 – Played in 14 games, all starts, missing two (vs. Jacksonville, Nov. 4 and vs. St. Louis, Nov. 11) with a hamstring injury...Had six or more stops in all but three contests...Recorded 96 tackles (56 solo) to tie for third on the team...Added a pass defense, a forced fumble, a fumble recovery

2010 GAME BY GAME

Date	Opp.	DEFENSE		SOLO	AST	TOT	SACK/YDS	INT/YDS	PD	FF	FR
		GP	ST								
9/9	MIN	X	X	3	6	9	0 0	0 0	0	0	0
9/20	@SF	X	X	2	4	6	0 0	0 0	0	0	0
9/26	ATL	X	X	5	7	12	0 0	0 0	0	0	0
10/3	CAR	X	X	2	2	4	0 0	0 0	0	0	0
10/10	@ARZ	X	X	2	4	6	0 0	0 0	0	0	0
10/17	@TB						Inactive (hamstring)				
10/24	CLE						Inactive (hamstring)				
10/31	PIT	X	X	6	5	11	0 0	0 0	0	0	0
11/7	@CAR	X	X	3	2	5	0 0	0 0	0	0	0
11/21	SEA	X	X	6	4	10	0 0	0 0	1	1	1
11/25	@DAL	X	X	4	4	8	0 0	0 0	0	0	0
12/5	@CN	X	X	2	3	5	0 0	0 0	0	0	0
12/12	STL	X	X	3	2	5	0 0	0 0	0	0	0
12/19	@BAL	X	X	1	4	5	0 0	0 0	0	0	0
12/27	@ATL	X	X	0	2	2	0 0	0 0	0	0	0
1/2	TB	X	X	7	3	10	0 0	0 0	2	0	0
2010 Season		14	14	46	52	98	0 0	0 0	3	1	1

and a tackle for a loss...Tied for team-high with eight tackles, Sept. 16...Registered five tackles before leaving the game with a hamstring injury at San Francisco, Oct. 28...Injury forced him to the inactive list for the next two games...Returned to starting lineup at Houston, Nov. 18 and had seven stops (five solo) and a special teams tackle...Posted 12 tackles (six solo) vs. Tampa Bay, Dec. 2...Dec. 16 vs. Arizona had seven stops and picked up a fumble, returning it 26 yards to set up a touchdown...At Chicago, Dec. 30, notched 11 tackles (six solo) and a



WORTHNOTING

Has been among the Saints' most productive defenders since joining the club in 2006. No Saint has more tackles than Shanle's 562 during that period.

Since joining the Saints, Shanle has recorded eight or more tackles in 33 contests, and also has six sacks and 18 pass defenses.

forced fumble. **2006** – Acquired in a trade with Dallas for a conditional draft pick during training camp and went on to become one of the club's most productive defenders...Played in every contest, starting 15 at WLB, and led team with 77 solo stops, and his 117 total tackles ranked second...Posted four sacks to lead linebacker corps and rank fourth on club and added a forced fumble and two pass defenses...Reached seven or more tackles in 12 contests...Recorded eight tackles and a forced fumble at Green Bay, Sept. 17...Notched five tackles and a sack vs. Atlanta, Sept. 25...Lone non-start of season came at Carolina, Oct. 1 but had 10 tackles and a sack for a 12-yard loss...Led team with 10 stops (seven solo) and deflected a pass at Tampa Bay, Oct. 5...Posted team-high eight tackles and a sack at Pittsburgh, Nov. 12...Had a team-high seven stops, a pass defense and a sack at NY Giants, Dec. 24...Recorded five tackles and a sack vs. Philadelphia in NFC Divisional Playoff vs. Philadelphia, 1/13/07...Added nine stops (six solo) and a pass defense at Chicago in NFC Championship Game. **2005** – Served as Cowboys' nickel MLB for first several weeks...After injuries forced Dat Nguyen into retirement, moved into starting lineup...Battled injury setbacks in season's latter stages, but tied for seventh in tackles with 50 and added 1.5 sacks. **2004** – Ranked fourth on Cowboys with 15 special teams tackles...Late in year became a starter at SLB and recorded 26 tackles in final three games...Made first NFL start at Philadelphia, Dec. 19, and had eight tackles...Recorded career-high 14 tackles vs. Washington, Dec. 26 in second NFL start. **2003** – Made NFL debut in Rams opener at N.Y. Giants, Sept. 7 and saw special teams action in six games for St. Louis...Served four-game NFL suspension from late September through October...Waived by Rams Dec. 9 and claimed by Dallas Dec. 10...Inactive for final three games and Wild Card playoff game.

COLLEGE – All-Big 12 honorable mention selection as a senior at Nebraska after collecting 71 tackles, two sacks, and a forced fumble...As a junior in 2001, he finished fifth on Cornhuskers with 56 stops, three sacks and a fumble recovery...Started nine of 11 games as a sophomore, finishing with 55 tackles, a sack, an interception and a forced fumble...As a redshirt freshman, saw action in

every game on special teams...Graduated in 2002 with a family and consumer science degree.

PERSONAL—Standout RB and DB at St. Edward (Neb.) HS who played eight-man football, earning All-State and Player of the Year honors...Team went 29-3 over final three seasons...Earned letters in track and basketball...Younger brother Andrew, played DB for Nebraska and then was signed as an undrafted free agent by Chicago in 2007, spending the latter part of that season on the New York Giants practice squad...He and wife, Erin, have two sons, Jagger and Kingston, and a daughter, Aibree.

SCOTTSHANLE

Year	Team	GP	GS	Tot	TACKLES			Yds	INTERCEPTIONS					FUMBLES		
					Solo	Asst	Sk		No	Yds	Lg	TD	PD	FF	FR	Yds
2003	St. Louis	6	0	0	0	0	0.0	0.0	0	0	0	0	0	0	0	0
2004	Dallas	16	3	29	15	14	0.0	0.0	0	0	0	0	0	0	0	0
2005	Dallas	15	8	50	28	22	1.5	2.0	0	0	0	0	2	0	0	0
2006	New Orleans	16	15	117	77	40	4.0	27.0	0	0	0	0	2	1	0	0
2007	New Orleans	14	14	96	56	40	0.0	0.0	0	0	0	0	1	1	1	26
2008	New Orleans	16	16	145	79	66	2.0	12.0	0	0	0	0	8	1	0	0
2009	New Orleans	14	14	106	74	32	0.0	0.0	2	16	13	0	4	0	2	12
2010	New Orleans	14	14	98	46	52	0.0	0.0	0	0	0	0	3	1	1	0
NFL totals		111	84	641	375	266	7.5	41.0	2	16	13	0	20	4	4	38
Saints totals		74	73	562	332	230	6.0	39.0	2	16	13	0	18	4	4	38

ADDITIONAL STATISTICS: Special Teams Tackles — (2003, 4); (2004, 15); (2005, 8); (2006, 1); (2007, 2); (2008, 1); (2010, 1) **Total: 32.**

CAREER HIGHS: Tackles — 15, vs. Atlanta (12/7/08); Sacks — 1 (6x), last vs. Carolina (12/28/08); Interceptions — 1 (2x), last at Philadelphia (9/20/09); Passes Defensed — 2 (3x), last vs. Carolina (11/8/09); Forced Fumbles — 1 (4x), last vs. Seattle (11/21/10); Fumble Recoveries — 1 (4x), last vs. Seattle (11/21/10); Special Teams Tackles — 2 (4x), last at San Francisco (9/25/05).

POSTSEASON

Year	Team	GP	GS	Tot	TACKLES			Yds	INTERCEPTIONS					FUMBLES		
					Solo	Asst	Sk		No	Yds	Lg	TD	PD	FF	FR	Yds
2006	New Orleans	2	2	14	9	5	1.0	8.0	0	0	0	0	1	0	0	0
2009	New Orleans	3	3	29	22	7	0.0	0.0	0	0	0	0	3	0	0	0
2010	New Orleans	1	1	8	4	4	1.0	6.0	0	0	0	0	0	0	0	0
NFL Totals		6	6	51	35	16	2.0	14.0	0	0	0	0	4	0	0	0

POSTSEASON CAREER HIGHS: Tackles — 12, vs. Minnesota (1/24/10); Sacks — 1 (2x), last at Seattle (1/8/11); Interceptions — 0; Passes Defensed — 2, vs. Indianapolis (2/7/10); Forced Fumbles — 0; Fumble Recoveries — 0.



Will SMITH

91

HEIGHT: 6-3 WEIGHT: 282
COLLEGE: OHIO STATE
JOINED SAINTS: 01-04
NFL EXPERIENCE: 8
BORN: 7/4/81

DE

NFL CAREER – A true impact player on the Saints' defense, Smith has been one of the club's top performers since being drafted 18th overall in the 2004 NFL Draft and has evolved into one of the top linemen in franchise history. Since he joined the team, no Saint has had more than his 55 sacks, which ranks fourth in club record books (since 1982, when sacks were first recognized). He's led the Saints in takedowns four of the last six seasons, leading the team for three consecutive campaigns from 2005-07. He was the first Saint to top the team in sacks three years in a row since La'Roi Glover from 1998-2000. Also a disruptive force against the run, the 2006 Pro Bowl selection has only been a full-time starter for the last five of his seven seasons, yet has caused 17 fumbles and recovered six. Smith has been a defensive captain in each of the last four years, and sets the tone for the entire unit with his rugged play and intensity. Though often double-teamed, he notched 70 stops last season, posting 5½ sacks, one interception, five pass defenses and one forced fumble. Smith has only missed three games in his career, playing in 109, opening 90, and has posted 489 tackles.

CAREER TRANSACTIONS – Signed to a six-year contract extension, 6/12/08; Agreed to terms on a six-year contract extension, 6/11/08; Signed to a six-year contract, 7/31/04; Selected in the first-round (18th overall) of the 2004 NFL Draft.

CAREER GAME BY GAME

DEFENSE

	GP	ST	SOLO	AST	TOT	SACK/YDS	INT/YDS	PD	FF	FR
2010										
9/9 MIN	X	X	0	3	3	0 0	0 0	0	0	0
9/20 @SF	X	X	2	3	5	0 0	0 0	2	0	0
9/26 ATL	X	X	4	1	5	1 9	0 0	0	0	0
10/3 CAR	X	X	3	2	5	0 0	0 0	1	0	0
10/10 @ARZ						Inactive (groin)				
10/17 @TB	X	X	1	1	2	0 0	0 0	0	0	0
10/24 CLE	X	X	4	4	8	0 0	0 0	0	0	0
10/31 PIT	X	X	1	4	5	1.5 9	0 0	1	0	0
11/7 @CAR	X	X	0	5	5	0 0	0 0	0	0	0
11/21 SEA	X	X	1	3	4	0 0	0 0	1	0	0
11/25 @DAL	X	X	2	4	6	1 0	1 4	0	1	0
12/5 @CIN	X	X	2	1	3	0 0	0 0	0	0	0
12/12 STL	X	X	3	0	3	0 0	0 0	0	0	0
12/19 @BAL	X	X	4	1	5	0 0	0 0	0	0	0
12/27 @ATL	X	X	3	2	5	1 8	0 0	0	0	0
1/2 TB	X	X	1	5	6	1 9	0 0	0	0	0
2010 Season	15	15	31	39	70	5.5 35	1 4	5	1	0

CAREER GAME BY GAME

DEFENSE

2009	GP	ST	SOLO	AST	TOT	SACK/YDS	INT/YDS	PD	FF	FR
9/13 DET	X	X	1	3	4	0 0	0 0	0	0	0
9/20 @PHI	X	X	2	1	3	0 0	0 0	1	0	0
9/27 @BUF	X	X	5	1	6	1 3	1 0	1	0	0
10/4 NYJ	X	X	3	3	6	1.5 10.5	0 0	0	1	0
10/18 NYG	X	X	1	4	5	0 0	0 0	0	0	0
10/25 @MIA	X	X	1	2	3	0 0	0 0	1	0	0
11/2 ATL	X	X	3	1	4	2 5	0 0	1	0	0
11/8 CAR	X	X	3	2	5	2 12	0 0	0	1	0
11/15 @STL	X	X	4	3	7	1 3	0 0	0	1	0
11/22 @TB	X	X	2	4	6	1 8	0 0	0	0	0
11/30 NE	X	X	3	1	4	1.5 10	0 0	0	0	0
12/6 @WAS	X	X	2	2	4	0 0	0 0	0	0	0
12/13 @ATL	X	X	2	2	4	0 0	0 0	0	0	0
12/19 DAL	X	X	5	1	6	2 14	0 0	0	0	0
12/27 TB	X	X	4	5	9	1 3	0 0	0	0	0
1/3 @CAR	X	X	1	0	1	0 0	0 0	0	0	0
2009 Season	16	16	42	35	77	13 68.5	1 0	4	3	0

2008	GP	ST	SOLO	AST	TOT	SACK/YDS	INT/YDS	PD	FF	FR
9/7 TB	X	X	2	2	4	0 0	0 0	0	0	0
9/14 @WAS	X	X	3	1	4	1 12	0 0	0	0	0
9/21 @DEN	X	X	4	1	5	0 0	0 0	0	0	0
9/28 SF	X	X	4	1	5	1 5	0 0	0	1	0
10/6 MIN	X	X	1	2	3	0 0	0 0	0	0	0
10/12 OAK	X	X	2	3	5	0 0	0 0	0	0	0
10/19 @CAR	X	X	2	3	5	0 0	0 0	0	0	0
10/26 SD	X	X	3	2	5	0 0	0 0	0	0	0
11/9 @ATL	X	X	3	2	5	0 0	0 0	0	0	0
11/16 @KC	X	X	4	2	6	1 6	0 0	0	0	0
11/24 GB	X	X	3	2	5	0 0	0 0	0	0	0
11/30 @TB	X	X	6	2	8	0 0	0 0	0	0	0
12/7 ATL	X	X	2	3	5	0 0	0 0	0	0	0
12/11 @CHI	X	X	3	3	6	0 0	0 0	0	0	0
12/21 @DET	X	X	1	1	2	0 0	0 0	0	0	0
12/28 CAR	X	X	1	3	4	0 0	0 0	1	0	0
2008 Season	16	16	44	33	77	3 23	0 0	1	1	0

2007	GP	ST	SOLO	AST	TOT	SACK/YDS	INT/YDS	PD	FF	FR
9/6 @ IND	X	X	2	0	2	0 0	0 0	0	0	0
9/16 @ TB	X	X	1	1	2	0 0	0 0	1	0	0
9/24 TEN	X	X	4	1	5	0 0	0 0	0	0	0
10/7 CAR	X	X	1	3	4	1 7	0 0	0	1	0
10/14 @ SEA	X	X	0	0	0	0 0	0 0	0	0	0
10/21 ATL	X	X	3	1	4	0 0	0 0	0	0	0
10/28 @ SF	X	X	2	0	2	1 6	0 0	0	0	0
11/4 JAX	X	X	2	4	6	0 0	0 0	0	0	0
11/11 STL	X	X	1	7	8	1 9	0 0	0	0	0
11/18 @ HOU	X	X	2	2	4	1 6	0 0	0	0	1
11/25 @ CAR	X	X	1	1	2	0 0	0 0	1	0	1
12/2 TB	X	X	4	2	6	1 7	0 0	0	0	0
12/10 @ ATL	X	X	6	2	8	1 0	0 0	0	1	0
12/16 ARZ	X	X	2	2	4	0 0	0 0	0	0	0
12/23 PHI	X	X	4	0	4	1 6	0 0	1	0	1
12/30 @ CHI	X	X	2	2	4	0 0	0 0	0	0	0
2007 Season	16	16	37	28	65	7 41	0 0	3	2	3

HONORS – **2006:** Pro Bowl; **2004:** Pro Football Weekly All-Rookie.

2010 – Selected by teammates as one of the team's five season-long captains... Started all 15 games he played in and finished with 70 tackles (31 solo), 5½ sacks, one interception, five pass defenses and one forced fumble...Posted five or more

CAREER GAME BY GAME

DEFENSE

2006		GP	ST	SOLO	AST	TOT	SACK/YDS	INT/YDS	PD	FF	FR
9/10	@ CLE	X	X	3	2	5	1 1	0 0	0	0	0
9/17	@ GB	X	X	2	1	3	1 12	0 0	0	0	1
9/25	ATL	X	X	1	2	3	1 6	0 0	1	0	0
10/1	@ CAR	X	X	3	2	5	0 0	0 0	0	0	0
10/8	TB	X	X	4	1	5	0 0	0 0	0	0	0
10/15	PHI	X	X	1	2	3	0.5 3.5	0 0	0	0	0
10/29	BAL	X	X	2	3	5	0 0	0 0	0	1	0
11/5	@ TB	X	X	3	2	5	2 10	0 0	0	1	0
11/12	@ PIT	X	X	2	1	3	0 0	0 0	0	0	0
11/19	CIN	X	X	2	2	4	1 9	0 0	0	0	0
11/26	@ ATL	X	X	5	0	5	2 20	0 0	1	1	0
12/3	SF						Inactive				
12/10	@ DAL	X	X	2	0	2	2 18	0 0	0	0	0
12/17	WAS	X	X	4	2	6	0 0	0 0	0	0	0
12/24	@ NYG	X	X	1	1	2	0 0	0 0	0	0	0
12/31	CAR						Inactive				
2006 Season		14	14	35	21	56	10.5 79.5	0 0	2	3	1

2005		GP	ST	SOLO	AST	TOT	SACK/YDS	INT/YDS	PD	FF	FR
9/11	at Car	X		5	0	5	1 3	0 0	0	1	0
9/19	NYG	X		3	1	4	0 0	0 0	0	0	0
9/25	at Min	X		3	2	5	0 0	0 0	0	0	0
10/2	BUF	X		3	0	3	1 11	0 0	0	0	0
10/9	at GB	X	X	2	2	4	0 0	0 0	1	0	0
10/16	ATL	X	X	7	1	8	1 6	0 0	0	0	0
10/23	at Stl	X		2	0	2	0 0	0 0	0	0	1
10/30	MIA	X		2	2	4	1 9	0 0	0	0	0
11/6	CHI	X	X	2	1	3	0 0	0 0	0	0	0
11/20	at NE	X		9	3	12	1.5 12	0 0	0	1	0
11/27	at NYJ	X	X	6	0	6	1 9	0 0	0	0	0
12/4	TB	X	X	6	1	7	1 8	0 0	0	0	0
12/12	at Atl	X	X	5	0	5	0 0	0 0	2	0	0
12/18	CAR	X	X	4	5	9	0 0	0 0	0	0	0
12/24	DET	X	X	5	1	6	1 2	0 0	1	0	0
1/1	at TB	X	X	2	0	2	0 0	0 0	2	0	0
2005 Season		16	9	66	19	85	8.5 60	0 0	6	2	1

2004		GP	ST	SOLO	AST	TOT	SACK/YDS	INT/YDS	PD	FF	FR
9/12	SEA	X	X	0	2	2	0 0	0 0	0	0	0
9/19	SF	X	X	4	2	6	1 7	0 0	0	1	0
9/26	at Stl	X		0	2	2	0 0	0 0	1	0	0
10/3	at Ari	X		0	0	0	0 0	0 0	0	0	0
10/10	TB	X		1	1	2	1 8	0 0	0	0	0
10/17	MIN	X		1	0	1	0 0	0 0	0	0	0
10/24	at Oak	X	X	6	2	8	0 0	0 0	0	0	0
11/7	at SD	X	X	1	1	2	0 0	0 0	0	0	0
11/14	KC	X		3	1	4	1 7	0 0	0	0	0
11/21	DEN	X		6	0	6	0 0	0 0	0	0	0
11/28	at Atl	X		4	0	4	1 2	0 0	0	0	0
12/5	CAR	X		2	2	4	1 6	0 0	0	0	0
12/12	at Dal	X		2	0	2	1 3	0 0	0	1	0
12/19	at TB	X		1	4	5	0 0	0 0	0	1	0
12/26	ATL	X		3	0	3	0 0	0 0	0	1	0
1/2	at Car	X		7	1	8	1.5 8	0 0	0	1	1
2004 Season		16	4	41	18	59	7.5 41	0 0	1	5	1

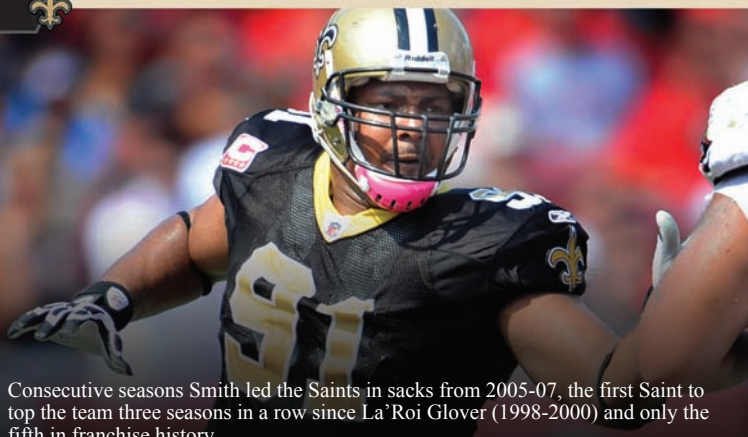
tackles in 11 contests...Inactive with groin injury at Arizona, Oct. 10, missing his first game since 2006...Recorded his first takedown of 2010, when he dropped Falcons QB Matt Ryan to put a halt to the first drive of overtime vs. Atlanta, Sept. 26, moving him into the top five all-time among Saints players in sacks. Also added five tackles (four solo)...Led New Orleans pass rush vs. Pittsburgh, Oct.

31, recording five tackles (one solo), making a season-high and game-high 1½ sacks and deflecting a pass near the line of scrimmage, moving him into fifth place on the club's all-time list for takedowns...Powered an aggressive Saints defense at Dallas, Nov. 25, where in addition to six tackles (two solo), he picked off a first quarter pass that set up a field goal, added a fourth quarter sack that moved him to fourth on the club's all-time list and forced a fumble...Third quarter sack of Ryan created a third and long situation that led to a punt at Atlanta, Dec. 27. Also added five tackles (three solo)...Sacked Buccaneers QB Josh Freeman for a nine-yard loss to go with six tackles (one solo) in finale vs. Tampa Bay, 1/2/11... Started NFC Wild Card Playoff at Seattle, 1/8/11 and finished with four solo tackles. **2009** – Started all 16 games at RDE and posted career-high 13 sacks to rank second in the NFC, adding 77 tackles (42 solo) with his first career interception, four pass defenses and three forced fumbles...Notched 10 tackles, a forced fumble and another interception in three postseason starts as well...Led dominating defensive performance at Buffalo, Sept. 27, as he sacked QB Trent Edwards among his six tackles and also notched his first career interception as grabbed a tipped pass in the 27-7 victory...Had a second consecutive dominant game the next week vs. NY Jets, notching 1½ sacks of QB Mark Sanchez, stripping the ball, leading to Remi Ayodele recovering the fumble in the end zone for a touchdown. Tallied six tackles on the day...Made five tackles from his starting spot vs. NY Giants, Oct. 18, and drew a holding penalty that nullified a Giants TD pass and forced a field goal...Vs. Atlanta Nov. 2, matched a career-high with two sacks of QB Matt Ryan as he posted his seventh career multi-sack performance, recording four tackles with an additional pass defense on another near-sack...Recorded his second straight multi-sack game vs. Carolina Nov. 8, dropping QB Jake Delhomme twice and stripping the ball on one of the sacks along with making a total of five tackles...Made seven tackles from his starting spot with a forced fumble and a three-yard sack of QB Marc Bulger at St. Louis, Nov. 15...Made six tackles at Tampa Bay, Nov. 22, recording an eight-yard sack of QB Josh Freeman, marking the fourth consecutive game he recorded a takedown, the longest such streak of his career...Wrapped up a dominant month of November with his fifth consecutive game where he posted at least one sack, recording 1½ takedowns – splitting a sack of QB Tom Brady with Charles Grant and later dropping QB Brian Hoyer – among his four tackles in the win over New England, Nov. 30...Posted six tackles vs. Dallas Dec. 19, with two sacks of QB Tony Romo to establish a new season career-high with 12...Recorded season-best nine tackles vs. Tampa Bay, Dec. 27, with a three-yard sack of QB Josh Freeman...Made an impact from his starting spot in NFC Divisional Playoff vs. Arizona, making one tackle and intercepting a Kurt Warner pass that led to a New Orleans TD...Played nearly every snap in the NFC Championship Game vs. Minnesota, making seven tackles (three solo) and forcing a fumble by WR Percy Harvin that was recovered by Ayodele, leading to a Saints TD in the victory...Made two tackles in the Super Bowl XLIV win.

2008 – Started all 16 games at RDE for the second straight year, recording 77 tackles (33 solo), three sacks for 23 yards in losses, a forced fumble and deflected a pass...Posted five or more tackles in 11 contests...Had a 12-yard sack at Washington, Sept. 14, along with four stops...Had five tackles (four solo), a sack and a forced fumble, vs. San Francisco, Sept. 28. The fumble was recovered by LB Jonathan Vilma and led to a TD...Notched six tackles and a sack at Kansas City...Recorded season-high eight tackles (six solo) at Tampa Bay, Nov. 30...

Posted five tackles vs. Atlanta, Dec. 7, including a key stop of RB Michael Turner for a five-yard loss on a defensive stand to open the fourth quarter. **2007** – Started all 16 games at RDE, recording a team-high seven sacks and leading the defensive line with 65 tackles (37 solo) – his fourth straight season with over 55 stops...Also registered two forced fumbles, three recoveries, five tackles for a loss and knocked down three passes...Selected by teammates as one of five season-long captains...Recorded four tackles (three solo), a sack for a seven-yard loss and a forced fumble vs. Carolina, Oct. 7 in his 50th career game...Posted season-high eight tackles, including a nine-yard sack, vs. St. Louis, Nov. 11...Sacked QB Matt Schaub at Houston, Nov. 18. Also recovered a fumble that led to a TD drive...At Carolina, Nov. 25, had two tackles, knocked down a pass and a fumble recovery...Made six tackles and recorded his first career safety when he dropped QB Luke McCown in the end zone for a seven-yard loss vs. Tampa Bay, Dec. 2...Recorded four tackles, deflected a pass, recovered a fumble and had a sack in busy day vs. Philadelphia, Dec. 23. **2006** – Started 14 games at RDE, declared inactive vs. San Francisco, Dec. 3, with a knee injury and vs. Carolina, Dec. 31,

SMITH BY THE NUMBERS



- 3** - Consecutive seasons Smith led the Saints in sacks from 2005-07, the first Saint to top the team three seasons in a row since La'Roi Glover (1998-2000) and only the fifth in franchise history.
- 17** - Career forced fumbles, including a club record five-game stretch in 2004-05 with one in each game.
- 13** - Career-high sack total in 2009, the highest by a Saint since 2001. Smith's takedown total was ranked second in the NFC and fifth in the NFL.
- 55** - With 55 sacks since being drafted, Smith has the fourth-highest total in team record books.
- 85** - Tackles in 2005, a career-high despite starting just nine games.
- 7.5** - The NFL-leading number of sacks by Smith in the month of November, 2009.
- 18** - Smith was selected out of Ohio State 18th overall in 2004, the highest the Saints drafted a defensive end since selecting Joe Johnson 13th overall in 1994.

with the Saints having clinched a playoff berth...Posted five or more tackles in seven contests...Ranked 14th in the NFL with 10½ sacks and added 56 tackles (35 solo), two pass defenses, three forced fumbles and a fumble recovery...Had a sack in each of the first three games, and added a fumble recovery at Green Bay, Sept. 17...Notched five stops, a career-high two sacks and a forced fumble at Tampa Bay, Nov. 5...Had two sacks again at Atlanta, Nov. 26 – where he also deflected a pass and forced a fumble – and had two more sacks at Dallas, Dec. 10...Also a force in the postseason, with eight stops vs. Philadelphia in the NFC Divisional Playoffs and seven tackles at Chicago in the NFC Championship. **2005** – Tied for eighth in the NFC with a team-leading 8½ sacks, despite opening only nine games and not becoming a full-time starter until the final six contests...Had at least one sack in six games...Recorded 85 tackles, six pass defenses, two forced fumbles and a fumble recovery...Tallied five tackles, a sack and a forced fumble at Carolina, Sept. 11. Marked the fifth straight contest Smith had caused a fumble, the first player in club history to do so...Top performance came at New England, Nov. 20, with career-high 12 tackles, 1.5 sacks and a forced fumble against defending Super Bowl Champions...Started at RDE at N.Y. Jets, Nov. 27 and responded with six tackles and a sack...Started at LDE vs. Detroit, Dec. 24 and had six tackles, a sack and deflected a pass. **2004** – Had strong rookie year with 59 tackles (41 solo), 7.5 sacks, a team-high five forced fumbles and a fumble recovery... Played in all 16 games and started four, recording a sack in seven games...Sack total ranked second in the NFL among rookies and fourth in club history for a rookie...Came on strong over the last eight games with 36 tackles, 5.5 sacks, four forced fumbles and a fumble recovery...Had six tackles (four solo), a sack and a forced fumble vs. San Francisco, Sept. 19...Had four tackles (all solo) and a sack at Atlanta, Nov. 28...First of a three-week stretch where he recorded a sack, including vs. Carolina, Dec. 5 and at Dallas, Dec. 12, when he also added a forced fumble...Dec. 19 at Tampa Bay had a key fourth quarter forced fumble that set up a game-winning march. Also made a downfield block earlier in the quarter to spring WR Michael Lewis for a 53-yard punt return... Equaled season-high with eight stops (seven solo), 1½ sacks and a forced fumble with a fumble recovery at Carolina, 1/2/05...Posted a forced fumble in each of last four contests, the first player in club history to do so in four straight contests.

COLLEGE – Three-year starter at RDE for Ohio State, finishing with career totals of 167 tackles (111 solo), 21 sacks, five forced fumbles, two fumble recoveries, and an interception...Opened 37 of 51 career games...Sack total ranked fifth in OSU history upon his departure...All-Big 10 selection and conference's Defensive Player of the Year and Defensive Lineman of the Year as senior, posting 49 tackles (30 solo), 10½ sacks and 20 stops for a loss...Finalist for Hendricks Award, given to nation's top end...All-Big 10 second-team as junior, appearing in every game despite suffering a midseason knee sprain...Recorded 5.5 sacks, a forced fumble, an interception and a fumble recovery...Named Outstanding First-Year Defensive Player as freshman with three sacks.

PERSONAL – All-American at Proctor (Utica, N.Y.) HS...Had 20 sacks as senior...Criminology major at Ohio State who wants to be an FBI agent following his playing career...Married (Raquel) with three children, William J. Smith, Lisa Mya Smith and Wynter Chase Smith...Born July 4, 1981.

WILL SMITH

Year	Team	TACKLES							INTERCEPTIONS					FUMBLES		
		GP	GS	Tot	Solo	Asst	Sk	Yds	No	Yds	Lg	TD	PD	FF	FR	Yds
2004	New Orleans	16	4	59	41	18	7.5	41.0	0	0	0	0	1	5	1	-1
2005	New Orleans	16	9	85	66	19	8.5	60.0	0	0	0	0	6	2	1	-2
2006	New Orleans	14	14	56	35	21	10.5	79.5	0	0	0	0	2	3	1	0
2007	New Orleans	16	16	65	37	38	7.0	41.0	0	0	0	0	3	2	3	0
2008	New Orleans	16	16	77	44	33	3.0	23.0	0	0	0	0	1	1	0	0
2009	New Orleans	16	16	77	42	35	13.0	68.5	1	0	0	0	4	3	0	0
2010	New Orleans	15	15	70	31	39	5.5	35.0	1	4	4	0	5	1	0	0
NFL Totals		109	90	489	296	193	55.0	348.0	2	4	4	0	22	17	6	-3

ADDITIONAL STATISTICS: Safeties — (2007, 1) **Total: 1**

CAREER HIGHS: Tackles — 12, at New England (11/20/05); Sacks — 2 (6x), last vs. Dallas (12/19/09); Forced Fumbles — 1 (17x), last at Dallas (11/25/10); Fumble Recoveries — 1 (6x), last vs. Philadelphia (12/23/07); Interceptions — 1 (2x), last at Dallas (11/25/10); Passes Defensed — 2 (3x), last at San Francisco (9/20/10); Safeties — 1, vs. Tampa Bay (12/2/07).

POSTSEASON

Year	Team	TACKLES							INTERCEPTIONS					FUMBLES		
		GP	GS	Tot	Solo	Asst	Sk	Yds	No	Yds	Lg	TD	PD	FF	FR	Yds
2006	New Orleans	2	2	15	11	4	0.0	0.0	0	0	0	0	0	0	0	0
2009	New Orleans	3	3	10	5	5	0.0	0.0	1	5	5	0	0	1	0	0
2010	New Orleans	1	1	4	4	0	0.0	0.0	0	0	0	0	0	0	0	0
NFL Totals		6	6	29	20	9	0.0	0.0	1	5	5	0	0	1	0	0

POSTSEASON CAREER HIGHS: Tackles — 10, at Chicago (1/21/07); Sacks — 0; Forced Fumbles — 1, vs. Minnesota (1/24/10); Fumble Recoveries — 0; Interceptions — 1, vs. Arizona (1/16/10); Passes Defensed — 0.



Darren SPROLES

43

HEIGHT: 5-6 WEIGHT: 190

COLLEGE: KANSAS STATE

JOINED SAINTS: UFA-II

NFL EXPERIENCE: 7

BORN: 6/20/83

RB

NFL CAREER – Darren Sproles comes to the Saints entering his 7th season in the NFL. Sproles is a 5-6, 190 pound all-purpose threat who has been one of the NFL's most dynamic players rushing, receiving and on kickoff and punt returns, garnering a total of 9,958 all-purpose yards. Since 2007, no NFL player has matched his 8,260 all-purpose yards. In his six-year NFL career with San Diego, who picked him in the fourth round of the 2005 NFL Draft, he's carried 249 times for 1,154 yards (4.6 avg.) with six touchdowns and recorded 146 receptions for 1,400 yards with 11 touchdowns. On special teams, Sproles has returned 258 kickoffs for 6,469 yards (25.1 avg.) with two touchdowns and returned 114 punts for 935 yards (8.2 avg.) with two scores.

CAREER TRANSACTIONS – Agreed to terms with New Or-

leans as unrestricted Free Agent, 7/29/11; Restricted Free Agent, agreed to terms with club, 4/2/10; Signed Franchise tender from San Diego, 4/28/09; Placed on Injured Reserve by San Diego, 8/15/06; Agreed to four year contract with Chargers, 7/26/05; Chosen by San Diego in the fourth round (130) of the 2005 NFL Draft, 4/24/05.

ALL PURPOSE LEADER

MOST ALL-PURPOSE YARDS SINCE 2007

1.	Darren Sproles	8,260
2.	Josh Cribbs	7,685
3.	Adrian Peterson	7,380
4.	Maurice Jones-Drew	7,280
5.	Leon Washington	7,124

HONORS – 2008: AFC Special Teams Player of the Month (September);
2007: NFC Special Teams Player of the Week (Week 10).

2010 – Played in all 16 games for the Chargers, starting three games... Appeared in all 16 games for San Diego in 2010 with three starts and carried 50 times for 267 yards, had a career-high and team-best 59 receptions for 520 yards with two touchdowns, while returning 51 kickoffs for 1,257 yards (24.6 avg.) and 24 punts for 166 yards (6.9 avg.) for a total of 2,210 all-purpose yards... Ranked third in the NFL in all-purpose yardage (2,210) and fifth among running backs in receptions... Averaged 7.4 yards per carry and 15.8 yards per catch in win over Jacksonville, Sept. 19... Recorded a TD catch against Tennessee, Oct. 31... Had TD catch while averaging 12 yards per reception against Denver, Nov. 22.

2009 – Appeared in all 16 regular season games, starting two contests against Baltimore, Sept. 20, and Miami, Sept. 27... Finished season with 343 rushing yards, three rushing TDs, 497 receiving yards (11.0 avg) and four receiving TDs... Sproles also added 1,300 KOR yards and 183 PR yards... Scored game-winning TD while adding 246 all-purpose yards in season opener at Oakland, Sept. 14... Career long 81-yard TD catch against Ravens, Sept. 20, led to his ninth career 200+ yard game (278 all-purpose)... Recorded 77-yard PR for TD against Denver, Oct. 19... Caught 58-yard TD catch at Kansas City, Oct. 25... Career high 3 TDs at Tennessee, Dec. 25... Averaged 11 yards per carry and 10 yards per catch in AFC Divisional Playoff post-season loss to the New York Jets, 1/17/10.

2008 – Played in all 16 regular season games for the Chargers and 2 post-season contests... Finished season with 61 carries for 330 yards (5.4 avg.), one rushing touchdown, 29 receptions for 342 yards (11.8 avg.), five receiving TDs, 1,376 KOR yards, 1 KOR TD, and 249 PR yards... Gained 317 total yards at Denver, Sept. 14, while scoring on a 103-yard KOR and a 66-yard catch... 67-yard KOR at Oakland, Sept. 28, solidified his spot as AFC and Chargers Alumni Special Teams Player of the Month in September... Career-high two TD catches at home against Oakland, Dec. 4... 221 total yards at Tampa Bay, Dec. 21, taking his season total over 2,000... Best rushing performance came against Denver, Dec. 28, with 115

yards (8.2 avg.) and 1 TD while adding a receiving TD to clinch the AFC West... Won SI.com Offensive Player of the Week after gaining 328 all-purpose yards in first round of the playoffs against Indianapolis, 1/3/09, the third-most in an NFL playoff game... Recorded 274 all-purpose yards in second round at Pittsburgh, 1/11/09, while recording first career start at RB... Set two-game NFL Postseason record with 602 all-purpose yards... Pro-Bowl Second Alternate. **2007** – Played in fifteen games and three postseason contests... Recorded 37 carries for 164 yards (4.4 avg.), two rushing TDs, 10 receptions for 31 yards, 1,008 kickoff return yards (27.2 avg.), one kickoff return TD, 229 punt return yards, and one punt return TD... Averaged career best 46.7 yards per KOR at Oakland, Oct. 14...

Recorded KOR and PR for TD in same game against Indianapolis, Nov. 11, and received special teams Player of the Week by AFC and *USA Today*, and *Pro Football Weekly's* NFL Player of the Week. Became ninth player in NFL history to score on KOR and PR in same game and the second player to do so in the same quarter... Best rushing game came against Detroit, Dec. 16, with 25 carries for 122 yards (4.9 avg.) and 2 TDs... Averaged 8.8 yards per carry and 20.3 yards per reception in three playoff appearances including a 56 yard catch and run on a screen pass for his first career postseason TD to beat Indianapolis in the second round... Second Alternate for the Pro Bowl. **2006** – Spent season on Injured Reserve after breaking ankle on a punt return in the pre-season, Aug. 12.

2005 – Appeared in 15 games as a rookie... Finished season with 8 carries for 50 yards (6.2 avg.) and 3 receptions for 10 yards... Longest run (21 yards) came against the New York Giants, Sept. 25. Also gained season-long 58 yard kickoff return against Giants... Recorded 50 yard kickoff return at New York Jets, Nov. 6.

COLLEGE – Gained 4,979 rushing yards, 80 rushing TDs, 609 receiving yards, two TD receptions, 846 kickoff return yards, 378 punt return yards, and one punt return TD in career... Played from 2001-2004 and set 23 school records... North Offensive MVP in '05 Senior Bowl... Team Offensive MVP in 2003-04 and co-MVP in 2002... Led nation and set school record with 1,986 rushing yards and 2,735 all-purpose yards in 2003... Unanimous selection first team all conference selection... Finished fifth in Heisman voting and runner-up for Doak Walker award while being named All-America by Sports Illustrated, the Associated Press, and the NFL Draft Report at the end of his junior campaign... Named second team All-Big 12 in 2002... Majored in Criminal Justice.

PERSONAL – Originally born in Waterloo, Iowa... Attended Olathe (Kan.) HS... Led school to fourth state title in five years during his senior campaign... Kansas Player of the Year by USA Today and Kansas Hall of Fame Player of the Year as a senior... Kansas City Star Player of the Year in 1999 and 2000... Two-time all-state, all-metro, and All-Sunflower League... 79 TDs in HS career with 5,230 rushing yards... Spends time at practice and weight lifting sessions at his old high school... Considering coaching high school football after his NFL career... Married (Michel) with a son (Devyn).

DARREN SPROLES

Year	Team	RUSHING							RECEIVING				
		GP	GS	Att	Yds	Avg	Lg	TD	No	Yds	Avg	Lg	TD
2005	San Diego	15	0	8	50	6.3	21	0	3	10	3.3	6	0
2006	San Diego	INJURED RESERVE											
2007	San Diego	15	0	37	164	4.4	34	2	10	31	3.1	14	0
2008	San Diego	16	0	61	330	5.4	37	1	29	342	11.8	66t	5
2009	San Diego	16	2	93	343	3.7	21	3	45	497	11.0	81t	4
2010	San Diego	16	3	50	267	5.3	34	0	59	520	8.8	57t	2
NFL Totals		78	5	249	1,154	4.6	37	6	146	1,400	9.6	81t	11

Year	Team	PUNT RETURNS							KICKOFF RETURNS			
		No	FC	Yds	Avg	Lg	TD	No	Yds	Avg	Lg	TD
2005	San Diego	18	5	108	6.0	23	0	63	1,528	24.3	58	0
2006		INJURED RESERVE										
2007	San Diego	24	2	229	9.5	45t	1	37	1,008	27.2	89t	1
2008	San Diego	22	12	249	11.3	43	0	53	1,376	26.0	103t	1
2009	San Diego	26	12	183	7.0	77t	1	54	1,300	24.1	66	0
2010	San Diego	24	11	166	6.9	16	0	51	1,257	24.6	45	0
NFL Totals		114	42	935	8.2	77t	2	258	6,469	25.1	103t	2

CAREER HIGHS: Rushes — 25, vs. Detroit (12/16/07); **Rushing Yards** — 122, vs. Detroit (12/16/07); **Long Rush** — 37, vs. Denver (12/28/08); **Rushing TDs** — 2 (2x), last at Tennessee (12/25/09); **Receptions** — 9, vs. New England (10/24/10); **Receiving Yards** — 124, vs. Baltimore (9/20/09); **Long Reception** — 81t, vs. Baltimore (9/20/09); **Receiving TDs** — 2, vs. Oakland (12/4/08); **Punt Returns** — 5 (2x), last vs. Denver (11/22/10); **Punt Return Yards** — 77, at Denver (10/19/09); **Long Punt Return** — 77t, at Denver (10/19/09); **Punt Returned for TD** — 1 (2x), at Denver (10/19/08); **Kickoff Returns** — 8, at New Orleans (10/26/08); **Kickoff Return Yards** — 201, at New Orleans (10/26/08); **Long Kickoff Return** — 103t, at Denver (9/14/08); **Kickoff Returned for TD** — 1 (2x), last at Denver (9/14/08).

POSTSEASON

Year	Team	RUSHING							RECEIVING				
		GP	GS	Att	Yds	Avg	Lg	TD	No	Yds	Avg	Lg	TD
2007	San Diego	3	0	4	35	8.8	26	0	3	61	20.3	56t	1
2008	San Diego	2	1	33	120	3.6	22t	2	10	136	13.6	62t	1
2009	San Diego	1	0	3	33	11.0	22	0	3	30	10.0	19	0
NFL Totals		6	1	40	188	4.7	26	2	16	227	14.2	62t	2

Year	Team	PUNT RETURNS							KICKOFF RETURNS			
		No	FC	Yds	Avg	Lg	TD	No	Yds	Avg	Lg	TD
2007	San Diego	5	2	28	5.6	13	0	10	223	22.3	30	0
2008	San Diego	5	0	76	15.2	28	0	9	270	30.0	63	0
2009	San Diego	2	1	3	1.5	3	0	2	44	22.0	27	0
NFL Totals		12	3	107	8.9	28	0	21	537	25.6	63	0

POSTSEASON CAREER HIGHS: Rushes — 22, vs. Indianapolis (1/3/09); **Rushing Yards** — 105, vs. Indianapolis (1/3/09); **Long Rush** — 26, at New England (1/20/08); **Rushing TDs** — 2, vs. Indianapolis (1/3/09); **Receptions** — 5 (2x), last at Pittsburgh (1/11/09); **Receiving Yards** — 91, at Pittsburgh (1/11/09); **Long Reception** — 62t at Pittsburgh (1/11/09); **Receiving TDs** — 1 (2x), last at Pittsburgh (1/11/09); **Punt Returns** — 3 (2x), last vs. Indianapolis (1/3/09); **Punt Return Yards** — 72, vs. Indianapolis (1/3/09); **Long Punt Return** — 28, vs. Indianapolis (1/3/09); **Punt Returned for TD** — 0; **Kickoff Returns** — 5, at Pittsburgh (1/11/09); **Kickoff Return Yards** — 164, at Pittsburgh (1/11/09); **Long Kickoff Return** — 63, at Pittsburgh (1/11/09); **Kickoff Returned for TD** — 0.


**Zach
STRIEF**
64

HEIGHT: 6-7 WEIGHT: 320
COLLEGE: NORTHWESTERN
JOINED SAINTS: 07A-06
NFL EXPERIENCE: 6
BIRTHDATE: 9/22/83

T

NFL CAREER – As a key reserve on the New Orleans offensive line, Strief has proven himself to be ready to step into the lineup whenever given an opportunity and also has evolved into a key component to the Saints' rushing attack as an extra blocking tight end. He's played in 71 games since being drafted in the seventh round in 2006, with seven starts. While the majority of the action he's seen has come on special teams, Strief's quality play on offense has earned the praise of the coaching staff. He has the versatility to play both tackle spots, but has found a home primarily at left tackle, where Strief has prototypical size. Strief is also one of the Saints' most community-minded players, getting involved weekly in charitable and educational programs and events.

CAREER TRANSACTIONS – Agreed to terms, 8/2/11; Re-signed to a one-year contract (RFA), 4/12/10; Re-signed to a one-year contract (RFA), 4/13/09; Signed a three-year contract, 7/20/06; Selected in the seventh round (210th overall) of the 2006 NFL Draft.

2010 – Played in 14 games, starting two as a blocking TE...Inactive for first two regular season contests with a knee injury suffered in training camp...Also appeared in NFC Wild Card Playoff at Seattle, 1/8/11 on special teams and as a blocking TE. **2009** – Played in all 16 games for the third consecutive season, primarily on special teams and as an extra blocking TE, and also started two contests at LT...Saw extended playing time at LT at Buffalo, Sept. 27, after Jermon Bushrod left with an ankle injury and also played on special teams...Started at LT vs. NY Jets, Oct. 4, and helped block for the team's 153 rushing yards and zero sacks allowed in the 24-10 win...Started at LT and played on the line in a rotation, helping to lead the team to a 38-7 win with no sacks allowed at Tampa Bay, Nov. 23...Played on special teams in the first half and took over at RT in the second half at Carolina, Jan. 3...Played on special teams and as an extra blocking TE in all three of the Saints' postseason victories. **2008** – Played in all 16 games, starting at LT at Chicago, Dec. 11 in place of an injured Jammal Brown...Also came in for extended playing time at LT at Denver, Sept. 21, vs. Atlanta, Dec. 7 and at Detroit, Dec. 21...Played RT in second half after Jon Stinchcomb departed with back spasms, vs. Minnesota, Oct. 6...Appeared on special teams in every contest, and also served periodically as an extra TE in short yardage situations. **2007** – Played in all 16 games, primarily on special teams while also starting at LT at Houston, Nov. 18, in place of injured starter Jammal Brown...Also saw extended time vs. St. Louis, Nov. 11, when Brown was forced to depart in the first quarter...Periodically played as a TE in jumbo offensive packages.

2006 – Played in nine games, starting at LT at Tampa Bay, Nov. 5. Didn't allow a sack and praised by the coaching staff following the contest for a solid performance after stepping in for T Jammal Brown...Declared inactive for seven games...Saw action in both postseason contests on special teams.

COLLEGE – Anchored Northwestern's line his final three seasons, starting 40 games at RT...Recognized as a first-team All-American by the Football Writers Association of America and was consensus second-team All-Big Ten as a senior...A key performer on a record-setting offense that averaged more than 500 yards per game and ranked fourth nationally...Second-team All-Big Ten in 2004...Became a full-time starter in 2003.

PERSONAL – Attended Milford (Ohio) HS...Allowed zero sacks as a senior and one as a junior...Also lettered in basketball and track...Married (Mandy)...Communication studies major and minored in business institutions...Full name: Zachary David Strief...Born Sept. 22, 1983 in Cincinnati, Ohio.

ZACHSTRIEF

Games Played/Started: New Orleans — (2006, 9/1); (2007, 16/1); (2008, 16/1); (2009, 16/2); (2010, 14/2) Totals: 71/7

POSTSEASON

Games Played/Started: New Orleans — (2006, 2/0); (2009, 3/0); (2010, 1/0) Totals: 6/0



**Chris
TAYLOR**

36

HEIGHT: 6-0

WEIGHT: 224

COLLEGE: INDIANA

JOINED SAINTS: FA-10

NFL EXPERIENCE: 4

BIRTHDATE: 11/7/83

RB

NFL CAREER – This big running back will look to work his way onto the active roster after spending most of the 2010 season on the Saints practice squad.

CAREER TRANSACTIONS – Signed by Saints to reserve/futures contract, 1/13/11; Re-signed to practice squad, 12/8/10; Released from practice squad, 12/4/10; Re-signed to practice squad, 11/23/10; Released from practice squad, 11/20/10; Re-signed to practice squad, 11/10/10; Released from practice squad, 11/6/10; Re-signed to practice squad, 10/27/10; Released from practice squad, 10/23/10; Signed by Saints to practice squad, 10/13/10; Waived by New England Patriots, 9/4/10; Re-signed by New England, 5/10/10; Placed on injured reserve by New England, 9/5/09; Signed by New England, 8/17/09; Placed on injured reserve by Houston, 10/17/08; Placed on injured reserve by Houston,

8/2/07; Signed by Houston to active roster from practice squad, 12/6/06; Signed by Houston to practice squad, 9/13/06; Released by Houston, 9/11/06; Signed by Houston to active roster from practice squad, 9/9/06; Signed to the Houston practice squad, 9/5/06; Released by Houston, 9/3/06; Originally signed by the Houston Texans as a rookie free agent, 5/4/06.

2010 – After being signed to the New Orleans practice squad, Oct. 13, spent most of the remainder of the season on the practice roster. **2009** – Spent entire season on New England's injured reserve list with a shoulder injury. **2008** – Made the Texans' 53-man roster and played in the first three games, gaining 37 yards rushing on 14 attempts before suffering season-ending quadriceps injury. **2007** – Missed entire season for Houston on injured reserve with a knee injury. **2006** – After being inactive for Houston's first game, joined the practice squad until being signed back to the 53-man roster in December...Saw action in four games and finished the season with 123 yards rushing on 28 attempts with three receptions for 40 yards...Had a breakout game in finale vs. Cleveland, Dec. 31, gaining 99 yards rushing on 20 attempts with a five-yard touchdown run.

COLLEGE – Finished career at Indiana with 1,762 yards rushing on 402 carries and 12 touchdowns...Also added one receiving touchdown...Rushed 156 times for 740 yards (4.7 avg.) as senior, rushing for 176 yards on 17 carries against Kentucky...Played in 11 games as a junior with two starts and finished with 82 rushes for 329 yards...Carried the ball 116 times for 464 yards as a sophomore.

PERSONAL – Prepped at Cordova (Memphis, Tn.) HS...An honorable mention all-state selection as a senior...A two-time all-region selection and a member of the All-Memphis Metro Team...Married (Elisa).

CHRISTAYLOR

Year	Team	RUSHING							RECEIVING				
		GP	GS	Att	Yds	Avg	Lg	TD	No	Yds	Avg	Lg	TD
2006	Houston	4	0	28	123	4.4	17	1	3	40	13.3	24	0
2007	Houston								INJURED RESERVE				
2008	Houston	3	0	14	37	2.6	17	0	0	0	0.0	0	0
2009	New England								INJURED RESERVE				
2010	New Orleans								PRACTICE SQUAD				
NFL Totals		7	0	42	160	3.8	17	1	3	40	13.3	24	0

CAREER HIGHS: **Rushes** — 20, vs. Cleveland (12/31/06); **Rushing Yards** — 99, vs. Cleveland (12/31/06); **Long Rush** — 17 (2x), last at Jacksonville (9/28/08); **Rushing TDs** — 1, vs. Cleveland (12/31/06); **Receptions** — 2, vs. Indianapolis (12/24/06); **Receiving Yards** — 28, vs. Indianapolis (12/24/06); **Long Reception** — 24, vs. Indianapolis (12/24/06); **Receiving TDs** — 0.



Matt TENNANT

65

HEIGHT: 6-4 WEIGHT: 300
COLLEGE: BOSTON COLLEGE
JOINED SAINTS: D5-10
NFL EXPERIENCE: 2
BIRTHDATE: 3/19/87

C/G

NFL CAREER – This intelligent, hard-nosed lineman, who was the club's fifth round draft choice in 2010, saw action in all 16 games on special teams as a rookie.

CAREER TRANSACTIONS – Signed to a four-year contract, 7/22/10; A fifth round draft choice (158th overall) in the 2010 NFL Draft.

2010 – Saw action in all 16 regular season games and one postseason contest on special teams...Saw snaps along the offensive line in finale vs. Tampa Bay, 1/2/11.

COLLEGE – Three-year starter at BC, who opened 41 games in his career...Third-team All-American selection as a senior by the *NFL Draft Report*, an All-Atlantic Coast Conference first-team choice...Finalist for the Rimington Award, given to the nation's top center...A second-team All-ACC from the *NFL Draft Report* as a junior, also earning honorable mention honors from league's coaches and media...Started every game as a sophomore after moving to the middle in training camp...Appeared in five games as a backup guard as a freshman in 2006... Studied in the College of Arts & Sciences.

PERSONAL – Attended Archbishop Moeller (Cincinnati, Ohio) HS... three-year starter at guard, who was an *Associated Press* All-State selection as a senior in 2004, as well as being honored as the Greater Catholic South League's Lineman of the Year...Also lettered in wrestling and track...Full name: Matthew H. Tennant...Born, March 19, 1987.



MATT TENNANT

Games Played/Started: New Orleans — (2010, 16/0) Totals: 16/0

POSTSEASON

Games Played/Started: New Orleans — (2010, 1/0) Totals: 1/0



David THOMAS

85

HEIGHT: 6-3 WEIGHT: 248
COLLEGE: TEXAS
JOINED SAINTS: TR-09 (NE)
NFL EXPERIENCE: 6
BORN: 7/5/83

TE

NFL CAREER – Acquired by the Saints at the conclusion of the 2009 preseason, Thomas has become a versatile and valuable member of the New Orleans offense, seeing extensive playing time at tight end and fullback. The former third-round selection of New England in the 2006 NFL Draft enters 2011 having played in 60 career games with 29 starts and catching 86 passes for 836 yards and four touchdowns. Despite missing the final three games of the regular season with a knee injury, The University of Texas product finished 2010 with 30 grabs for 219 yards with a career-high two scoring grabs.

CAREER TRANSACTIONS – Agreed to terms, 8/2/11; Re-signed to a one-year contract (RFA), 4/13/10; Acquired by Saints from New England Patriots in exchange for a 2011 sixth-round draft choice, 9/5/09; Placed on injured reserve by New England, 10/3/07; Signed by New England to a four-year contract, 7/24/06; Selected by New England in third round (86th overall) of the 2006 NFL Draft.

2010 – Played in 13 games with eight starts, missing the final three regular season contests following knee surgery...Finished with 30 receptions for 219 yards (7.3 avg.) with a career-high two touchdowns...Had three receptions for ten yards, including a third quarter, three-yard TD grab at San Francisco, Sept. 20...Pulled in five catches, to match his career-best, for 42 yards vs. Carolina, Oct. 3, but saved his best for last with four catches for 39 yards on New Orleans' fourth quarter game-winning field goal drive, each going for first downs...Had three catches for 33 yards, including a fourth quarter 11-yard TD reception vs. Cleveland, Oct. 24...After missing final three regular season games following knee surgery, returned to action in NFC Wild Card Playoff at Seattle, 1/8/11, starting in team's two-TE set and caught four passes for 38 yards. **2009** – Matched his career-best by playing in 15 games, starting eight of them as he split time between TE and FB, and set career-highs with 35 receptions for 356 yards with one touchdown in his first season with the Saints...Started in a two-tight end set in his Saints debut and caught one pass for 15 yards vs. Detroit, Sept. 13...Made his first start at FB vs. Atlanta, Nov. 2, filling in for an injured Heath Evans and also played TE, catching two passes for 27 yards...Started at TE in a double-tight end set and matched his career-high with a team-best five receptions for 45 yards at St. Louis, Nov. 15...Scored his first TD in a New Orleans uniform as he caught four passes for 66 yards at Tampa Bay, Nov. 22, including career-long 37-yard reception...Started the game vs. New England, Nov. 30, at FB and caught a 25-yard pass in the victory over his former team...Opened game at FB but also saw exten-

sive playing time at TE and caught career-best eight passes for a season-high 77 yards vs. Dallas, Dec. 19...Missed season-finale at Carolina, 1/3/10 with a calf injury...Started at FB in NFC Divisional Playoff vs. Arizona and had his first career carry, a rush for zero yards...Started at TE and caught first three passes of his postseason career, gaining 32 yards in the NFC Championship vs. Minnesota... Played as a reserve TE and also saw some time at FB, catching one pass for nine yards in the Super Bowl XLIV victory. **2008** – Set a single-season career high while starting 10 games of his 15 games played in 2008...Recorded nine receptions for 93 yards...Recorded one special teams tackle...Started at TE and hauled in two passes for 24 yards against Kansas City, Sept. 7...Tallied a season-high three receptions for 29 yards at Indianapolis, Nov. 2... Started at TE and made one special teams tackle at Buffalo, Dec. 28. **2007** – Played in two games before being placed on injured reserve with a foot injury on Oct. 3...Saw his first action of the season playing in a reserve role at tight end against Buffalo, Sept. 23 and registered his first reception of the season, a nine-yard catch...Saw limited action in reserve at TE before leaving the game at Cincinnati (Oct. 1) with a foot injury. **2006** – Played in 15 games as a rookie with three starts at TE...Made NFL debut in the Patriots' 19-17 victory over Buffalo, Sept. 10...Collected first career reception, a 29-yard catch against the New York Jets, Sept. 17... Led team with a career-high five receptions for 83 yards and a diving 22-yard touchdown catch at Jacksonville, Dec. 24...Recovered an Eric Parker muffed punt at the San Diego 31-yard line in the third quarter in the divisional playoffs against San Diego.

COLLEGE – Finished his college career as the most prolific receiving tight end in University of Texas history and led the nation's tight ends in blocking consistency as a senior...Set school's all-time career records for receptions (98), receiving yards (1,367) and touchdown receptions by a tight end (15)...Owns the Longhorns' single-season record for receptions by a TE (50, 2005)...Set the Texas single-game record for receptions by a TE with 10 grabs in the 2006 Rose Bowl, helping the Longhorns claim the BCS championship...Did not miss a game in his career, starting 38 of 51 games for the Longhorns...Earned first-team Academic All-Big 12 honors in 2004 and 2005...Majored in kinesiology.

PERSONAL – John David Thomas was born on July 5, 1983 in Plainview, Texas...A three-time member of Texas' Athletics Director's Honor Roll...Regularly visited patients at Austin Children's Hospital with Longhorn teammates...Attended Frenship (Wolfforth, Texas) HS, where he was a three-year starter, lining up at TE and LB his final two seasons and FS as a sophomore...As a senior, set school records with 63 receptions for 1,130 yards and 15 touchdowns, adding six more scores rushing...Also lettered in basketball and track...Honor Roll student and member of National Honor Society...Participated in 2007 Salvation Army Holiday Party at Gillette Stadium with nearly 250 children from the Boston and Providence Salvation Army centers...David and his wife Cassidy have two sons, Jaxon David and Rylan Casey.

DAVID THOMAS

Year	Team	GP	GS	RECEIVING				
				No	Yds	Avg	Lg	TD
2006	New England	15	3	11	159	14.5	36	1
2007	New England	2	0	1	9	9.0	9	0
2008	New England	15	10	9	93	10.3	18	0
2009	New Orleans	15	8	35	356	10.2	37	1
2010	New Orleans	13	8	30	219	7.3	22	2
NFL Totals		60	29	86	836	9.7	37	4
Saints Totals		28	16	65	575	8.8	37	3

ADDITIONAL STATISTICS: Special Teams Tackles — (2006, 2); (2008, 1) **Total: 3.**

CAREER HIGHS: Receptions — 8, vs. Dallas (12/19/09); **Receiving Yards** — 83, at Jacksonville (12/24/06); **Long Reception** — 37, at Tampa Bay (11/22/09); **Receiving TDs** — 1 (4x), last vs. Cleveland (10/24/10).

POSTSEASON

Year	Team	GP	GS	RECEIVING				
				No	Yds	Avg	Lg	TD
2006	New England	3	1	0	0	0.0	0	0
2009	New Orleans	3	2	4	41	10.3	17	0
2010	New Orleans	1	1	4	38	9.5	16	0
NFL Totals		7	4	8	79	9.9	17	0
Saints Totals		4	3	8	79	9.9	17	0

ADDITIONAL STATISTICS: Rushing — (2009, 1 att., 0 yds.) **Total: 1 att, 0 yds;** Special Teams Fumble Recoveries — (2006, 1) **Total: 1.**

POSTSEASON CAREER HIGHS: Receptions — 4, at Seattle (1/8/11); **Receiving Yards** — 38, at Seattle (1/8/11); **Long Reception** — 17, vs. Minnesota (1/24/10); **Receiving TDs** — 0.



Pierre THOMAS

23

HEIGHT: 5-11 WEIGHT: 210

COLLEGE: ILLINOIS

JOINED SAINTS: FA-07

NFL EXPERIENCE: 5

BIRTHDATE: 12/18/84

RB

NFL CAREER — Thomas has been an exceptional find for the Saints — initially signed as an undrafted free agent in 2007, he earned a roster spot as a rookie as a special teams ace. He's evolved into a significant cog in the club's offensive attack as an equally versatile threat in the backfield as a runner, receiver and blocker. In 47 games with 15 starts, Thomas has carried 411 times for 1,939 yards (4.7 avg) with 18 touchdowns and added 116 receptions for 938 yards with six touchdowns. He's ranked third in club history with 4.7 yards per carry. In 2010, Thomas was limited to six games by an ankle injury, but managed to finish second on the club in rushing with 83 carries for 269 yards and two touchdowns, 29 receptions for 201 yards and seven kickoff returns for a 22.0 average.

CAREER TRANSACTIONS – Agreed to terms on a four-year contract, 3/2/11; Placed on injured reserve, 1/5/11; Re-signed to a one-year contract (RFA), 6/15/10; Signed by the Saints to a three-year contract 4/30/07 as an undrafted free agent.

HONORS – **2008:** NFC Special Teams Player of the Week (Week 14).

2010 – Despite appearing in only six games with three starts due to an ankle injury, Thomas gained 269 yards on 83 carries with two touchdowns to finish as the club's second-leading rusher...Also had 29 receptions for 201 yards and returned seven kickoffs for 154 yards (22.0 avg.) following a December season-ending concussion by Courtney Roby...Led team's rushing attack in opener vs. Minnesota, Sept. 9, gaining 71 yards on 19 carries with a TD and three receptions for 15 yards. Converted 7 of the team's 18 first downs on the night...Led Saints in rushing and receiving with 18 carries for 46 yards and eight grabs for 57 yards at San Francisco, Sept. 20...Started and carried nine times for 30 yards and had six catches for 61 yards vs. Atlanta, Sept. 26. Declared inactive for the next nine games due to an ankle injury suffered at the end of Falcons game....Returned to action vs. St. Louis, Dec. 12 and carried 12 times for 39 yards and had four receptions for 29 yards...Gained 63 yards on 19 carries, including a two-yard TD, caught seven passes for 39 yards and averaged 21.5 yards on two kickoff returns at Atlanta, Dec. 27...Inactive for finale vs. Tampa Bay, 1/2/11, due to ankle injury and placed on injured reserve prior to NFC Wild Card Playoff at Seattle, 1/8/11.

2009 – Appeared in 14 games with six starts and for second straight season, led team in rushing with 147 carries for 793 yards (5.4 avg.), with six touchdowns and finished sixth in receiving with 39 catches for 302 yards (7.7 avg.) and two touchdowns...Rushing average ranked fourth in NFL and was second-best single season total in club history...Led team with 1,095 total yards from scrimmage...Thomas (39) and Reggie Bush (47 receptions) combined for the third-most receptions of an NFL backfield duo in 2009...Led Saints in rushing in postseason with 36 carries for 143 yards (4.0 avg) with one TD to go with 12 receptions for 111 yards with two TDs, leading NFL backs in postseason receptions and tying for second with three total TDs. Thomas' team-high postseason 254 yards from scrimmage was the sixth-highest total by an undrafted player in NFL history...After missing opener and seeing limited action in the second game recovering from a training camp knee injury, sprung into action in the second half at Buffalo, Sept. 27 and ran for a career-best 126 yards on 14 carries with a pair of fourth-quarter TD rushes of 34 and 19 yards, marking his fifth career multi-TD game...Again a second half workhorse vs. NY Jets, Oct. 4, as he churned out 81 of his 86 rushing yards in the second half and scored the Saints' final TD, while also catching four passes for 46 yards, including a career-long 36-yard gain on a screen ... For the third consecutive week, Thomas led Saints in rushing, carrying 15 times for 72 yards vs. N.Y. Giants, Oct. 18...Scored two TDs for the sixth time in his career, as he posted 100 total yards from scrimmage, rushing for 91 yards on 14 carries with a 22-yard TD and two grabs for nine yards with a one-yard TD vs. Atlanta, Nov. 2...Had 81 total yards from scrimmage as he led Saints in rushing with 13 carries for 50 yards with a ten-yard TD and also had five receptions for 31



In 47 regular season games with 15 starts, Thomas has carried 411 times for 1,939 yards (4.7 avg.) with 18 touchdowns and added 116 receptions for 938 yards with six touchdowns. He's ranked third in club history in yards per carry.

New Orleans Saints All-Time Rushing Average Leaders (Min. 250 Att.)

Player	Years	Att.	Yards	Avg.
1. Archie Manning	1971-75, 77-82	357	2,058	5.8
2. Hokie Gajan	1982-85	252	1,358	5.4
3. Pierre Thomas	2007-	411	1,939	4.7
4. Chuck Muncie	1976-80	788	3,393	4.30
5. George Rogers	1981-84	995	4,267	4.28

Thomas tied a team record in 2008 by scoring a touchdown in six straight games, equaling a record reached twice by Dalton Hilliard.

In the 2007 finale, Thomas became the first Saints' player – and only the second rookie in NFL history – to gain over 100 yards rushing and receiving in the same contest. He had 105 yards rushing on 20 carries and 12 catches for 121 yards at Chicago. It was the first start of his NFL career.

yards vs. Carolina, Nov. 8...Rushed for 92 yards on 11 carries to go with three catches for 11 yards at Tampa Bay, Nov. 22...Vs. New England, Nov. 30, led the Saints in rushing with 11 carries for 64 yards, while adding three receptions for 23 yards with an 18-yard TD off a screen...Led Saints with 100 total yards from scrimmage as he carried 13 times for 47 yards and had six receptions for 53 yards at Atlanta, Dec. 13...Surpassed 1,000 total yards from scrimmage for first time, carrying six times for 20 yards and making five catches for 50 yards vs. Dallas, Dec. 19...Carried 13 times for 52 yards and had four receptions for 18 yards in first half vs. Tampa Bay, Dec. 27, before departing with bruised ribs...Inactive with rib injury at Carolina, Jan. 3...In NFC Divisional Playoff vs. Arizona, carried 13 times for 52 yards along with making four catches for 18 yards...In NFC Championship, led the Saints in rushing with 14 carries for 61 yards with one TD and added two receptions for 38 yards, all 38 on a screen where he dodged Viking defenders all the way to the end zone. Saved more heroics for the game-winning field goal drive in overtime, where he set up the drive with a 40-yard kickoff return and converted on a key fourth-and-one situation with a two-yard dive over the offensive line. Thomas became only the ninth undrafted player since the merger to score two TDs in a postseason contest...In Super Bowl XLIV, led Saints with 85 total yards from scrimmage on nine rushes for 30 yards and six receptions for 55 yards, including a third quarter 16-yard TD. **2008** – Led club in rushing with 625 yards on 129 carries (4.8 avg.) with nine touchdowns, finished seventh with 31 catches for 284 yards (9.2 avg.) and three TDs and led team with 31 kickoff returns for 793 yards (25.6 avg.)...Also led team in scoring with 72 points...Played in 15 games, with five starts, inactive for finale with back and wrist injuries...Rushed for 475 yards and six touchdowns, had three TD receptions and added an 88-yard kickoff return in his final six contests...Scored a touchdown in six straight games (11/16-12/21), tying a team record held by Dalton Hilliard, who reached the milestone twice...At Denver, Sept. 21, reached end zone on runs of five and 10 yards...Top kick return day of year came vs. Minnesota, with five for 168 yards, including a 56-yarder...Emergded as club's top backfield threat at Kansas City, with 16 carries for 88 yards and a TD, and four catches for 56 yards, including a 24-yard catch-and-run...Nov. 24 vs. Green Bay, had 87 yards on 15 attempts with two TDs and hauled in three passes for 34 yards...Scored on a 20-yard TD catch at Tampa Bay and added 34 rushing yards, Nov. 30...Posted Saints' lone 100-yard performance of the season with 102 on 16 carries with a TD vs. Atlanta, Dec. 7. Added a seven-yard TD catch and an 88-yard kickoff return, and was named NFC Special Teams Player of the Week...At Chicago, Dec. 11, had a season-high 22 carries for 87 yards, including a 42-yard burst for a TD, and added seven catches for 59 yards and a TD. His 146 yards of offense were a season-high, and he added three kickoff returns for 63 yards...Posted 77 yards on 13 attempts with a TD at Detroit, Dec. 21. Performance included a 29-yard run, and he added three grabs for 26 yards. Tied team record by scoring a touchdown for his sixth straight game. **2007** – One of only two rookie free agents to make opening day roster...Played in 12 games with one start, inactive for four games...Rushed for 252 yards on 52 attempts (4.8 avg.) with a touchdown, caught 17 passes for 151 yards and a TD, returned 36 kickoffs for 865 yards (24.0 avg.) and made five special teams tackles...Also scored on

special teams fumble recovery and added a two-point conversion run...Inactive for first three games...Made NFL debut Oct. 7 vs. Carolina, averaging 25 yards on four kickoff returns and also had a carry for three yards...Scored a touchdown in just his second career game at Seattle, Oct. 14, scooping up a loose ball on a botched punt snap and carrying it five yards into the end zone to give the Saints a 7-0 lead less than three minutes into a 28-17 victory...Against Atlanta Oct. 21, scored his first career offensive TD on a 24-yard draw and totaled two rushes for 26 yards...Tied a team record with eight kick returns against St. Louis, Nov. 11, totaling 233 yards (second-highest single-game total in team history) to average 29.1 yards, with a season-best 64-yard return...Inactive Dec. 2 vs. Tampa Bay with bruised kidney suffered previous week at Carolina...Playing in hometown of Chicago, Dec. 30, made first career start and turned in one of the finest statistical performances by Saints RB in club history. Posted 20 carries for 105 yards and caught 12 passes for 121 yards and an 11-yard TD, becoming the first player in team annals to gain more than 100 yards rushing and receiving in the same game. His 226 total yards from scrimmage marked the third-highest total in club history. Also ran for a two-point conversion following his fourth quarter TD catch, gained 16 first downs on his 32 touches and stripped the ball from CB Charles Tillman on an interception return that Lance Moore recovered, setting up a Saints field goal just before halftime.

COLLEGE – Played 40 games at Illinois and ranks sixth in school's history with 2,545 rushing yards...Averaged 5.6 yards per carry over his career and ran for 20 TDs...Also caught 57 passes for 411 yards and three TDs...Led team in rushing in each of the final three seasons, and had eight 100-yard games... Had a school-record 1,495 career kickoff return yards...Averaged 24.1 yards as a kick returner for his career including a 99-yard return for a TD...Second in school history with 4,451 all-purpose yards...Majored in sports management.

PERSONAL – Prepped at Thornton-Fractional South (Lansing, Ill.) HS, where he was a two-time all-state selection by the *Chicago Tribune* and *Chicago Sun-Times*...Totalled 5,565 yards in his career and scored 88 TDs, with 27 100-yard games and 11 of over 200...Racked up 2,365 yards and 38 TDs as a senior and was named the *Champaign News-Gazette* Player of the Year...A lifelong Chicago White Sox fan, threw out the first pitch at a contest in the spring of 2010...A native of Lynwood, Ill., Charles Pierre Thomas, Jr. was born Dec. 18, 1984 in Chicago.

PIERRETHOMAS

Year	Team	RUSHING							RECEIVING				
		GP	GS	Att	Yds	Avg	Lg	TD	No	Yds	Avg	Lg	TD
2007	New Orleans	12	1	52	252	4.8	24t	1	17	151	8.9	17	1
2008	New Orleans	15	5	129	625	4.8	42t	9	31	284	9.2	24	3
2009	New Orleans	14	6	147	793	5.4	34t	6	39	302	7.7	36	2
2010	New Orleans	6	3	83	269	3.2	16	2	29	201	6.9	23	0
NFL Totals		47	15	411	1,939	4.7	42t	18	116	938	8.1	36	6

KICKOFF RETURNS						
Year	Team	No	Yds	Avg	Lg	TD
2007	New Orleans	36	865	24.0	64	0
2008	New Orleans	31	793	25.6	88	0
2009	New Orleans	1	19	19.0	19	0
2010	New Orleans	7	154	22.0	32	0
NFL Totals		75	1,831	24.4	88	0

ADDITIONAL STATISTICS: Special Teams Tackles — (2007, 5); (2008, 5); (2009, 1) **Total: 11;** Special Teams Fumble Recoveries — (2007, 1) **Total: 1;** Two-Point Conversions — (2007, 1) **Total: 1.**

CAREER HIGHS: Rushes — 22, at Chicago (12/11/08); **Rushing Yards** — 126, at Buffalo (9/27/09); **Long Rush** — 42t, at Chicago (12/11/08); **Rushing TDs** — 2 (3x), last at Buffalo (9/27/09); **Receptions** — 12, at Chicago (12/30/07); **Receiving Yards** — 121, at Chicago (12/30/07); **Long Reception** — 36, vs. N.Y. Jets (10/4/09); **Receiving TDs** — 1 (6x), last vs. New England (11/30/09); **Kickoff Returns** — 8, vs. St. Louis (11/11/07); **Kickoff Return Yards** — 233, vs. St. Louis (11/11/07); **Long Kickoff Return** — 88, vs. Atlanta (12/7/08); **Kickoff Returned for TD** — 0; **Special Teams Tackles** — 2, at Washington (9/14/08).

POSTSEASON

Year	Team	RUSHING							RECEIVING				
		GP	GS	Att	Yds	Avg	Lg	TD	No	Yds	Avg	Lg	TD
2009	New Orleans	3	2	36	143	4.0	12	1	12	111	9.3	38t	2
NFL Totals		3	2	36	143	4.0	12	1	12	111	9.3	38t	2

KICKOFF RETURNS						
Year	Team	No	Yds	Avg	Lg	TD
2009	New Orleans	1	40	40.0	40	0
NFL Totals		1	40	40.0	40	0

POSTSEASON CAREER HIGHS: Rushes — 14, vs. Minnesota (1/24/10); **Rushing Yards** — 61, vs. Minnesota (1/24/10); **Long Rush** — 12, vs. Minnesota (1/24/10); **Rushing TDs** — 1, vs. Minnesota (1/24/10); **Receptions** — 6, vs. Indianapolis (2/7/10); **Receiving Yards** — 55, vs. Indianapolis (2/7/10); **Long Reception** — 38t, vs. Minnesota (1/24/10); **Receiving TDs** — 1 (2x), last vs. Indianapolis (2/7/10); **Kickoff Returns** — 1, vs. Minnesota (1/24/10); **Kickoff Return Yards** — 40, vs. Minnesota (1/24/10); **Long Kickoff Return** — 40, vs. Minnesota (1/24/10); **Kickoff Returned for TD** — 0.



Leigh TORRENCE 24

HEIGHT: 5-11 WEIGHT: 179
 COLLEGE: STANFORD
 JOINED SAINTS: FA-10
 NFL EXPERIENCE: 6
 BIRTHDATE: 1/4/82

CB

NFL CAREER – Torrence rebounded from a season-ending shoulder injury that limited him to five games in 2009 to be a significant contributor both in the secondary and on special teams in 2010. He's played in 60 career games, including stints with Washington and Atlanta. Torrence has posted 77 tackles with 2 1/2 sacks, one interception and 53 special teams stops.

CAREER TRANSACTIONS – Agreed to terms 7/29/11; Re-signed, 10/5/10; Released, 10/2/10; Re-signed, 9/14/10; Released, 9/8/10; Re-signed, 3/9/10; Placed on injured reserve, 11/23/09; Re-signed to a one-year contract (RFA), 4/13/09; Acquired by Saints off waivers from Washington Redskins, 11/10/08; Waived by Washington, 11/8/08; Signed by Washington, 12/27/06; Waived by Atlanta Falcons, 9/2/06; Signed to active roster from practice squad by Atlanta, 10/11/05; Signed by Atlanta to practice squad, 9/21/05; Waived by Atlanta, 9/20/05; Signed by Atlanta, 9/4/05; Waived by Green Bay Packers, 9/3/05; Signed by Green Bay as an undrafted free agent, 4/29/05.

2010 – Contributed in 13 games and recorded 22 tackles (16 solo), one sack, one interception, three pass defenses and 11 special teams stops... Played extensively at CB vs. Pittsburgh, Oct. 31 and recorded his first career interception late in the fourth quarter when he picked off a Ben Roethlisberger pass to ice the 20-10 win. Also posted a career-high seven tackles (five solo) and added one special teams stop. Also responsible for allowing a key first-quarter goal line stand by the defense as he tackled WR Antwaan Randle El at the goal line on a potential TD catch... Made two tackles, including a 14-yard sack of QB Jimmy Clausen and added a special teams stop at Carolina, Nov. 7... Made one special teams tackle in NFC Wild Card Playoff at Seattle, 1/8/11. **2009** – Played in five games and recorded eight tackles (seven solo), 0.5 sack and five special teams tackles... Placed on injured reserve, Nov. 23, following season-ending shoulder injury... Made three special teams tackles vs. Detroit, Sept. 13... Made four tackles and combined with Roman Harper on a sack of QB Josh Freeman, along with a special teams stop at Tampa Bay, Nov. 22, before he was forced to leave the game with a shoulder injury. **2008** – Appeared in 16 games total for Redskins and Saints, recording 13 tackles (eight solo), four pass defenses and career-high 19 special teams stops... Appeared in nine games with Washington and recorded nine tackles with two pass defenses, along with 11 special teams stops before being waived, Nov. 8... After being claimed off waivers by the Saints, appeared in seven games and had four tackles (three solo), two passes defended and eight special teams stops... Played extensively in nickel package vs. Atlanta, Dec. 7 and had a

season-high three tackles along with two special teams stops. **2007** – Played in all 16 games for first time as member of Redskins...Finished with a career-high in tackles (33), solo tackles (24) and added a sack...Had career-best six tackles and a special teams stop in first career start at New York Giants, Dec. 16...Recorded first career sack at Minnesota, Dec. 23...Appeared in first career playoff game at Seattle, 1/5/07, and finished with a team-best three special teams stops, two tackles and a pass defense. **2006** – Spent training camp with Atlanta before being released and signed to active roster of Redskins for season finale. **2005** – After being released by Green Bay prior to start of season, appeared in 10 games for Falcons...Originally signed by Atlanta, Sept. 4 and inactive for two contests before being waived, Sept. 20...After spending three weeks on the practice squad, re-signed to active roster, Oct. 11, where he remained for rest of season...Made NFL debut at Saints, Oct. 16.

COLLEGE – Attended Stanford, where he was a four-year letterman in football and a two-year letterman in track...Totaled 11 career interceptions...Led all cornerbacks with 64 tackles and 11 passes defended in 2003 and named first-team Academic All-Pac 10...Competed in the 100, 200 and 4x100 meter relay from 2001-02...Graduated with bachelor's degree in Political Science major and African American Studies minor.

PERSONAL – Attended Marist (Atlanta, Ga.) HS, where he lettered in football, track and tennis...Captured state tennis title as freshman and sophomore...Active in the community throughout his NFL career...In 2006, started the Southwest Atlanta Youth Foundation (SWAY), supported by his website, www.leightorrence.com, which supports initiatives in his hometown and the New Orleans area...Spearheaded an effort with fellow defensive backs to help fund football program at Sojourner Truth Middle School.

LEIGHTORRENCE

Year	Team	GP	GS	Tot	TACKLES			Yds	INTERCEPTIONS					FUMBLES		
					Solo	Asst	Sk		No	Yds	Lg	TD	PD	FF	FR	Yds
2005	Atlanta	10	0	1	1	0	0.0	0.0	0	0	0	0	0	0	0	0
2006	Washington	0	0	0	0	0	0.0	0.0	0	0	0	0	0	0	0	0
2007	Washington	16	1	33	24	9	1.0	8.0	0	0	0	0	0	0	0	0
2008	Washington	9	0	9	5	4	0.0	0.0	0	0	0	0	2	0	0	0
	New Orleans	7	0	4	3	1	0.0	0.0	0	0	0	0	0	0	0	0
2009	New Orleans	5	0	8	7	1	0.5	4.0	0	0	0	0	2	0	0	0
2010	New Orleans	13	0	22	16	6	1.0	14.0	1	21	21	0	3	0	0	0
NFL Totals		60	1	77	56	21	2.5	26.0	1	21	21	0	7	0	0	0
Saints Totals		25	0	34	26	8	1.5	18.0	1	21	21	0	5	0	0	0

ADDITIONAL STATISTICS: Special Teams Tackles — (2005, 4); (2007, 14); (2008, 19); (2009, 5); (2010, 11) **Total: 53.**

CAREER HIGHS: Tackles — 7, vs. Pittsburgh (10/31/10); **Sacks** — 1 (2x), last at Carolina (11/7/10); **Interceptions** — 1, vs. Pittsburgh (10/31/10); **Passes Defensed** — 2 (2x), last at Baltimore (12/19/10); **Forced Fumbles** — 0; **Fumble Recoveries** — 0.

POSTSEASON

Year	Team	GP	GS	Tot	TACKLES			Yds	INTERCEPTIONS					FUMBLES		
					Solo	Asst	Sk		No	Yds	Lg	TD	PD	FF	FR	Yds
2007	Washington	1	1	2	2	0	0.0	0.0	0	0	0	0	1	0	0	0
2010	New Orleans	1	0	0	0	0	0.0	0.0	0	0	0	0	0	0	0	0
NFL Totals		2	1	2	2	0	0.0	0.0	0	0	0	1	0	0	0	0
Saints Totals		1	0	0	0	0	0.0	0.0	0	0	0	0	0	0	0	0

ADDITIONAL STATISTICS: Special Teams Tackles — (2007, 3); (2010, 1) **Total: 4.**

POSTSEASON CAREER HIGHS: Tackles — 2, at Seattle (1/5/08); **Sacks** — 0; **Interceptions** — 0; **Int. Ret for TD** — 0; **Passes Defensed** — 1, at Seattle (1/15/08); **Forced Fumbles** — 0; **Fumble Recoveries** — 0; **Special Teams Tackles** — 3, at Seattle (1/5/08).



Jonathan VILMA

51

HEIGHT: 6-1 **WEIGHT: 230**

COLLEGE: MIAMI (FLA)

JOINED SAINTS: TR-08 (NYJ)

NFL EXPERIENCE: 8

BIRTHDATE: 4/16/82

LB

NFL CAREER — A leader on the field and in the locker room, tireless in preparation and fierce while patrolling the middle, Vilma has proven to be everything the Saints had hoped for since acquiring him in 2008. Vilma has been the club's leading tackler the past three seasons, earning a reputation as one of the NFL's top linebackers. In the past two seasons, Vilma has been voted by teammates as a defensive team captain and by opposing players, opposing coaches and fans as a Pro Bowl selection. The University of Miami product enjoyed another standout campaign in 2010, recording 131 tackles, a career-high four sacks, one interception, four pass defenses, two forced fumbles and one fumble recovery to



Vilma has made a significant impact in the middle of the Saints defense since joining the club in 2008, leading the team in tackles each season. A leader on and off the field, he's been recognized by teammates as the club's winner of the Ed Block Courage Award in 2008 and has been voted both a defensive team captain and to the Pro Bowl in 2009 and 2010.

Last season he led the Saints in stops for the third consecutive season with 131 tackles (69 solo), a career-high four sacks, one interception, four passes defended, two forced fumbles and one fumble recovery. Vilma was the first Saints linebacker to be selected to the Pro Bowl since Mark Fields in 2000 and first to garner two consecutive berths since Rickey Jackson (1992-93).

lead a defense that finished ranked fourth in opponent yardage and seventh in opponent points per game. Vilma arrived in New Orleans after a four-year stint with the New York Jets, where after being selected 12th overall in 2004, he earned Defensive Rookie of the Year honors. Through seven seasons, Vilma has enjoyed impressive results, recording 872 tackles (583 solo), 11 interceptions, ten forced fumbles, seven recoveries and 9.5 sacks, starting 100 of 102 career games.

HONORS – 2010: Pro Bowl; USA Football All-Fundamentals team; **2009:** Pro Bowl; **2005:** Pro Bowl; **2004:** *Associated Press* NFL Defensive Rookie of the Year; *Football Digest* Defensive Rookie of the Year; *Pro Football Weekly*/Pro Football Writers of America All-Rookie Team; AFC Defensive Rookie of the Month (November).

CAREER TRANSACTIONS – Re-signed to a five-year contract (UFA), 3/3/09; Acquired by the Saints from the New York Jets for a fourth-round selection in the 2008 NFL Draft, 2/29/08; Placed on Injured Reserve, 10/27/07; Signed by the New York Jets to a five-year contract, 7/27/04; Selected in the first round by Jets (12th overall) in the 2004 NFL Draft.

2010 – Elected by teammates as one of five team captains...Started all 16 regular season games and NFC Wild Card Playoff at Seattle, 1/8/11...Led defense with 131 tackles (69 solo) for third straight season, adding a career-high four sacks, one interception, four passes defended, two forced fumbles and one fumble recovery...In the playoff game, led team with ten tackles (six solo) and a pass defense...In opener vs. Minnesota, Sept. 9, posted six tackles (two solo) and intercepted QB Brett Favre for a second quarter five-yard return...At San Francisco, Sept. 20, finished with team-high 11 tackles (five solo) and made a crucial strip of 49ers TE Delanie Walker inside the New Orleans ten-yard line, saving a potential score...Had second consecutive double-digit tackle game with 11 stops (eight solo) vs. Atlanta, Sept. 26...Second quarter sack of Cardinals QB Max Hall put Cardinals out of field goal range at Arizona, Oct. 10, also adding eight tackles (four solo)...Led a defense that held Steelers to ten points. Sacked QB Ben Roethlisberger and added nine tackles (seven solo)...Led the Saints with 13 tackles (six solo) and sacked QB Carson Palmer for a six-yard loss at Cincinnati, Dec. 5...Sacked Rams QB Sam Bradford for a 22-yard loss, forcing him to fumble and creating a second-and-32 situation vs. St. Louis, Dec. 12...Tied season-best with a team-high 13 tackles (eight solo) at Baltimore, Dec. 19...At Atlanta, Dec. 27, recovered a fumbled snap that would eventually lead to a TD, while also being the centerpiece of a run-stopping effort that held the Falcons to only 3.4 yards per carry. Added seven tackles to the effort. **2009** – Elected defensive team captain, started all 15 regular season games and three postseason games in which he played...Did not play at Carolina, 1/3/10...Led team with 130 tackles (102 solo)...Added two sacks, three interceptions, tied for second in NFL among linebackers and eight pass defenses...Tied career-highs in takedowns, picks and deflections...Selected to second Pro Bowl of career, the first Saints linebacker to receive the honor since 2000 (Mark Fields)...In postseason, recorded 14 tackles (13 solo), one interception, one forced fumble, one fumble recovery and two pass defenses...Recorded four tackles (three solo), a sack of Lions QB Matthew

2010 GAME BY GAME

		DEFENSE											
Date	Opp.	GP	ST	SOLO	AST	TOT	SACK/YDS	INT/YDS	PD	FF	FR		
9/9	MIN	X	X	2	4	6	0 0	1 5	1	0	0		
9/20	@SF	X	X	5	6	11	0 0	0 0	0	1	0		
9/26	ATL	X	X	8	3	11	0 0	0 0	0	0	0		
10/3	CAR	X	X	2	4	6	0 0	0 0	1	0	0		
10/10	@ARZ	X	X	4	4	8	1 11	0 0	0	0	0		
10/17	@TB	X	X	1	5	6	0 0	0 0	0	0	0		
10/24	CLE	X	X	1	3	4	0 0	0 0	0	0	0		
10/31	PIT	X	X	7	2	9	1 12	0 0	1	0	0		
11/7	@CAR	X	X	5	2	7	0 0	0 0	1	0	0		
11/21	SEA	X	X	1	3	4	0 0	0 0	0	0	0		
11/25	@DAL	X	X	7	4	11	0 0	0 0	0	0	0		
12/5	@CIN	X	X	6	7	13	1 6	0 0	0	0	0		
12/12	STL	X	X	5	6	11	1 22	0 0	0	1	0		
12/19	@BAL	X	X	8	5	13	0 0	0 0	0	0	0		
12/27	@ATL	X	X	5	2	7	0 0	0 0	0	0	1		
1/2	TB	X	X	2	2	4	0 0	0 0	0	0	0		
2010 Season		16	16	69	62	131	4 51	1 5	4	2			

Stafford for a loss of seven yards and a pass defense vs. Detroit, Sept. 13...South Florida native played in hometown for first time since joining Saints at Miami, Oct. 25 and led team with 11 solo tackles, including three for a loss...Tipped a fourth quarter Matt Ryan pass at the New Orleans one-yard line vs. Atlanta, Nov. 2. The ball was picked up in the air by CB Tracy Porter and returned 18 yards, helping create a TD drive that gave New Orleans an 11-point cushion. Also added nine tackles (seven solo)...Recorded 12 tackles (ten solo), with two stops for a loss vs. Carolina, Nov. 8...Recorded 12 tackles (11 solo) for second straight week...Made first INT of season with a third quarter pick of Buccaneers QB Josh Freeman at Tampa Bay, Nov. 22...Led Saints with ten tackles (eight solo) vs. New England, Nov. 30...Fourth quarter INT of Jason Campbell prevented a score and guaranteed game would go to overtime at Washington, Dec. 6. Also added nine tackles (six solo)...Led team with eight tackles (seven solo) and made two big fourth quarter plays to seal win at Atlanta, Dec. 13, with an INT of QB Chris Redman and tackle of RB Jason Snelling short of first down marker on critical fourth-and-two situation, their final offensive play...Posted season-high 15 tackles (11 solo) with four-yard sack of QB Tony Romo and a pass defense vs. Dallas, Dec. 19...Tied for team lead with ten tackles (seven solo) at Tampa Bay, Dec. 27...In NFC Championship vs. Minnesota, Vilma made three big plays; a third quarter INT of Brett Favre at the New Orleans 28-yard line, forcing a fumble by RB Adrian Peterson and recovering a fumble by WR Bernard Berrian deep in Saints territory. Also chipped in five solo tackles and a pass defense...In Super Bowl XLIV, recorded eight tackles (seven solo), including one for a loss when he stuffed RB Joseph Addai on a second-and-one play for a three yard loss to help set up a three-and-out. Also broke up a deep pass to Colts WR Austin Collie on a fourth quarter, third-and-11 play to force what would be a missed field goal attempt. **2008** – Led or shared team-lead in tackles in 10 contests, and recorded double-digit tackle totals in eight games...With 151 stops (100 solo), had most tackles for a Saint since LB Winfred Tubbs had 160 in 1997...Set career-high with two fumble recoveries, and added three forced fumbles, an interception, a sack and eight pass defenses...In Saints debut, had team-high 12 tackles vs. Tampa Bay, Sept. 7...Posted season-high 17 tackles (12 solo) at Washington,

Sept. 14, and two pass defenses, playing every defensive snap...Set up Saints' first TD with a recovered fumble and notched eight stops vs. San Francisco, Sept. 28...In Weeks 5-7, posted 32 tackles and deflected two passes...Oct. 26 vs. San Diego, had 10 tackles (eight solo) and an eight-yard interception return. INT of QB Phillip Rivers at New Orleans 10 ended Chargers' scoring opportunity...Had dominating performance at Tampa Bay, Nov. 30, with seven stops (six solo), a sack, a tipped pass, two forced fumbles and a fumble recovery...Recovered a fumble and added nine tackles at Chicago, Dec. 11...Closed season with 13 stops (10 solo) vs. Carolina, Dec. 28. **2007** – Selected as defensive captain by Jets teammates, started seven games and made 39 tackles with an interception and two pass defenses before suffering a season-ending knee injury...Led team with nine tackles at Buffalo, Sept. 30...Picked off an Eli Manning pass at New York Giants, Oct. 7...Notched four solo tackles and a pair of pass defenses Oct. 14 vs. Philadelphia...Placed on injured reserve with knee injury, Oct. 27. **2006** – Started all 16 games at ILB, recording 116 tackles, an interception and four pass defenses...Led team in tackles with 12 in win at Tennessee, Sept. 10...Put up 10 tackles and returned a recovered fumble 12 yards Sept. 24 at Buffalo...Led team with 11 tackles and notched two pass defenses and an interception in win vs. Detroit, Oct. 22...Forced a fumble and added nine tackles at Miami Christmas night. **2005** – Earned team MVP honors and a Pro Bowl berth as he led the NFL with 187 tackles (143 solo), intercepted a pass, forced four fumbles, recovered a fumble and had four pass defenses...In Oct. 9 win vs. Tampa Bay, led team with 14 tackles (11 solo) and a forced fumble...Made nine stops (seven solo) and notched a pass defense and his first INT of season at Atlanta, Oct. 24...Registered a career-high 18 tackles (14 solo), along with two pass defenses and a forced fumble Nov. 20 at Denver...Notched a team-best 14 tackles, including one for a loss and forced a fumble at New England, Dec. 4...His 17 tackles led team for fourth consecutive week vs. Patriots, Dec. 26. **2004** – Named NFL Defensive Rookie of the Year as he notched 118 tackles, two sacks, three interceptions, four pass defenses, a forced fumble and a fumble recovery...Made first career start at Miami Oct. 3, tying for team-high with seven tackles...Recorded first career INT against San Francisco, Oct. 17, when he picked off a Tim Rattay pass with 1:44 left to seal win...Recorded seven tackles, two pass defenses and returned an INT 38 yards for TD in season finale at St. Louis...Started first playoff game and led team with 12 tackles and a sack in Wild Card win at San Diego...Notched post-season team-high 17 tackles in Divisional Playoff loss at Pittsburgh.

COLLEGE – Played in 47 games for the Hurricanes, starting 37, and recorded 371 tackles (234 solo), three sacks, seven fumble recoveries, four forced fumbles and an interception...Three-time Academic All-Big East Conference and two-time Butkus Award nominee (semi-finalist in 2002 and finalist in 2003)...Selected first-team All-America by the American Football Coaches Association and Walter Camp and added second-team honors from *Associated Press*. Added first-team All-Big East Conference and Academic All-Big East honors as senior...Unanimous All-Big East and Academic All-Big East first-team choice and Butkus Award semi-finalist as junior...Selected as UM's Scholar-Athlete of the Year for 2002-03 academic year...An All-Big East and Academic All-Big East first-team choice as sophomore...Graduated with a bachelor's degree in finance.

PERSONAL – Three-year letterwinner and two-year captain at Coral Gables (Fla.) HS, where he notched 138 tackles and 11 sacks as a senior, and was a *Miami Herald* Class 5A-6A All-Dade first-team selection...In support of relief efforts for the Haiti Earthquake, Vilma, whose parents are both natives of the nation, participated in a PSA soliciting fan donations that was aired nationally prior to NFL's conference championship games...Produced and sold t-shirts to benefit the efforts and held a celebrity waiter event on November 1, 2010 with proceeds going towards the construction of a charter school...In July 2011, made a \$450,000 donation to the University of Miami. In honor of the generous gift, the school's new football lounge will be named the "Jonathan Vilma Football Players' Lounge...Honored as a Hometown Hero and 2006 National United Way spokesman for the NFL's Lend a Hand campaign at the United Way Gridiron Gala in 2007...Hosts a financial conference for NFL players called "Jonathan Vilma's Financial 51" to help players manage their money...Named a Board Member of the National Football Foundation's "Play It Smart" program, an educational program designed to use football as a vehicle to foster the academic, personal and career development of at-risk student athletes...Has given talks to schools about success on the field and in the classroom, and the importance of a healthy lifestyle...Represented the Miami-Dade County Community Foundation and Jonathan Vilma Charitable Fund on an episode of *Wheel of Fortune*, which aired on Sept. 6, 2006...Has his own website, www.jonvilma.com.

JONATHANVILMA

Year	Team	GP	GS	Tot	TACKLES				Yds	INTERCEPTIONS					FUMBLES		
					Solo	Asst	Sk			No	Yds	Lg	TD	PD	FF	FR	Yds
2004	N.Y. Jets	16	14	118	75	43	2.0	13.0	3	58	38t	1	4	1	1	0	
2005	N.Y. Jets	16	16	187	143	44	0.5	4.0	1	1	1	0	4	4	1	4	
2006	N.Y. Jets	16	16	116	68	48	0.0	0.0	1	0	0	0	4	1	1	12	
2007	N.Y. Jets	7	7	39	26	13	0.0	0.0	1	1	1	0	2	0	0	0	
2008	New Orleans	16	16	151	100	51	1.0	5.0	1	8	8	0	8	2	3	6	
2009	New Orleans	15	15	130	102	28	2.0	11.0	3	25	11	0	8	0	0	0	
2010	New Orleans	16	16	131	69	62	4.0	51.0	1	5	3	0	4	2	1	0	
NFL totals		102	100	872	583	289	9.5	84.0	11	98	38t	1	34	10	7	22	
Saints totals		47	47	412	271	141	7.0	67.0	5	38	11	0	20	4	4	6	

ADDITIONAL STATISTICS: Special Teams Tackles — (2004, 8); **Total: 8.**

CAREER HIGHS: Tackles — 18, at Denver (11/20/05); Sacks — 1 (9x), last vs. St. Louis (12/12/10); Interceptions — 1 (11x), last vs. Minnesota (9/9/10); Passes Defensed — 2 (6x), last vs. Atlanta (11/2/09); Forced Fumbles — 2, at Tampa Bay (11/30/08); Fumble Recoveries — 1 (7x), last at Atlanta (12/27/10).

POSTSEASON

Year	Team	GP	GS	Tot	TACKLES				Yds	INTERCEPTIONS					FUMBLES		
					Solo	Asst	Sk			No	Yds	Lg	TD	PD	FF	FR	Yds
2004	N.Y. Jets	2	2	30	16	14	1.0	5.0	0	0	0	0	0	0	0	0	0
2006	N.Y. Jets	1	1	6	4	2	0.0	0.0	0	0	0	0	0	0	0	0	0
2009	New Orleans	3	3	14	13	1	0.0	0.0	1	3	3	0	2	1	1	0	0
2010	New Orleans	1	1	10	6	4	0.0	0.0	0	0	0	0	1	0	0	0	0
NFL Totals		7	7	60	39	21	1.0	5.0	1	3	3	0	3	1	1	0	
Saints Totals		4	4	24	19	5	0.0	0.0	1	3	3	0	3	1	1	0	

POSTSEASON CAREER HIGHS: Tackles — 17, at Pittsburgh (1/15/05); Sacks — 1, at San Diego (1/8/05); Interceptions — 1, vs. Minnesota (1/24/10); Passes Defensed — 1 (3x), last at Seattle (1/8/11); Forced Fumbles — 1, vs. Minnesota (1/24/10); Fumble Recoveries — 1, vs. Minnesota (1/24/10).



Fabian WASHINGTON 34

HEIGHT: 5-11 WEIGHT: 175
COLLEGE: NEBRASKA
JOINED SAINTS: UFA-11 (BAL.)
NFL EXPERIENCE: 6
BORN: 6/9/83

CB

NFL CAREER – Fabian Washington joins the New Orleans Saints entering his seventh NFL season. The former Nebraska standout was originally chosen by the Oakland Raiders with the 23rd pick in the 2005 NFL draft. Washington has appeared in 81 games and started 58 contests and recorded 225 tackles (199 solo), six interceptions, 60 pass defenses, and one forced fumble in his six-year NFL career. In college, Washington started 35 contests in his three year career.

CAREER TRANSACTIONS – Agreed to terms with New Orleans (UFA), 07/31/11; Re-signed by Baltimore to a one-year contract (RFA), 5/20/10; Placed on Injured Reserve by Baltimore, 11/24/09; Acquired by Baltimore Ravens from Oakland in exchange for a 2008 fourth-round pick, 4/28/08; Signed by Oakland to a five-year contract, 7/28/05; Selected by the Oakland Raiders in the first round (23rd overall) of the 2005 NFL Draft.

2010 – Appeared in 14 regular season games with eight starts...Served as a reserve in two postseason games for Baltimore...Finished season with 31 tackles (27 solo) and eight pass defenses...Made three tackles (two solo) and pass defenses at Cincinnati, Sept. 19...Recorded five solo tackles and four pass defenses against Denver, Oct. 10. **2009** – Started the first ten games for the Ravens before being placed on Injured Reserve (torn ACL), Nov. 24...Recorded 41 tackles (33 solo) and eight pass defenses...Started his 50th-career game and recorded four tackles and a pass defended before tearing ACL in a game against Colts, Nov. 22...Made a career-high tying nine tackles and add a pass defended against the Broncos, Nov. 1. **2008** – Started 12 regular season and three postseason games in his first year with Baltimore...Finished with 34 tackles (30 solo), 19 pass defenses (led team), and one interception for the NFL's second-ranked defense...Had a career-high four pass defenses while making two solo tackles in win against Washington, Dec. 7...Recorded 15 tackles, three pass defenses, one forced fumble and one interception in the playoffs...Started first career postseason game at Miami, 1/4/09, and had five tackles, a pass defended, and an interception. **2007** – Appeared in 15 games, starting three for the Oakland Raiders...Recorded 36 tackles (30 solo), nine passes defended, and one interception...Caught only interception of the season in a win against Denver, Dec. 2, while adding one tackle and two pass defenses...Had six tackles, all solo, and a pass defense against the Indianapolis Colts, Dec. 16. **2006** – Started 14 contests for the Raiders in his second season...Missed two contests with a hamstring injury...Recorded 40 tackles (39 solo), 11 passes defended and a career-high four interceptions...Made two tackles and two interceptions while defending against three

passes in a loss at home to Denver, Nov. 2...Caught first career interception against Pittsburgh, Oct. 29. **2005** – Appeared in all 16 games, starting 11, as a rookie...Recorded 43 tackles (40 solo), and five pass defenses...Started and led team with nine tackles at Kansas City, Nov. 6.

COLLEGE – Played in 37 career games, starting 35 for Nebraska...Recorded 145 tackles (97 solo), seven tackles for a loss, 38 pass defenses, 11 interceptions, three forced fumbles, and two fumble recoveries...Left school ranked fourth in Nebraska history in pass defenses and interceptions...All-Big 12 selection in each of his three seasons at Nebraska...Named second-team All-Big 12 by the *Austin American-Statesman* and third-team honors from the league's coaches as a junior in 2004...Recorded a career-high 55 tackles (36 solo), three tackles for a loss, one forced fumble and one fumble recovery as a sophomore in 2003...Set a Nebraska record with 13 pass defenses and tied another freshman record with four interceptions...Named freshman second-team All-American and first-team All-Big 12 selection by *The Sporting News* in 2002...Majored in Sociology.

PERSONAL – Born in Bradenton, Florida...Attended Bayshore (Bradenton, Fla.) HS...Named SuperPrep All-American...Four year starter at CB, two year starter at WR, backup QB, and return man...Recorded 60 tackles, 14 passes defended, and four interceptions as a senior...Had 12 pass defenses and three interceptions as a junior...Received first-team All-State honors as a senior by the Florida High School Coaches Association...Also played basketball and ran track...Finished third in the state as a junior and was named district champ as senior in the 100-meter dash.

FABIAN WASHINGTON

Year	Team	GP	GS	Tot	TACKLES			Yds	INTERCEPTIONS					FUMBLES		
					Solo	Asst	Sk		No	Yds	Lg	TD	PD	FF	FR	Yds
2005	Oakland	16	11	43	40	3	0.0	0.0	0	0	0	0	5	0	0	0
2006	Oakland	14	14	40	39	1	0.0	0.0	4	4	7	0	11	0	0	0
2007	Oakland	15	3	36	30	6	0.0	0.0	1	0	0	0	9	1	0	0
2008	Baltimore	12	12	34	30	4	0.0	0.0	1	12	12	0	19	0	0	0
2009	Baltimore	10	10	41	33	8	0.0	0.0	0	0	0	0	8	0	0	0
2010	Baltimore	14	8	31	27	4	0.0	0.0	0	0	0	0	8	0	0	0
NFL Totals		81	58	225	199	26	0.0	0.0	6	16	12	0	60	1	0	0

CAREER HIGHS: Tackles — 9 (2x), last vs. Denver (11/1/00); Sacks — 0; Interceptions — 2, vs. Denver (11/12/06); Int. Ret for TD — 0; Passes Defended — 4 (4x), last vs. Denver (10/10/10); Forced Fumbles — 1, at Kansas City (11/25/07); Fumble Recoveries — 0.

POSTSEASON

Year	Team	GP	GS	Tot	TACKLES			Yds	INTERCEPTIONS					FUMBLES		
					Solo	Asst	Sk		No	Yds	Lg	TD	PD	FF	FR	Yds
2008	Baltimore	3	3	15	13	2	0.0	0.0	1	12	12	0	3	0	1	0
2010	Baltimore	2	0	0	0	0	0.0	0.0	0	0	0	0	0	0	0	0
NFL Totals		5	3	15	13	2	0.0	0.0	1	12	12	0	3	0	1	0



ROOKIES



Cameron JORDAN

94

HEIGHT: 6-4 WEIGHT: 287
 COLLEGE: CALIFORNIA
 DRAFTED: 1ST ROUND (24TH OVERALL)
 NFL EXPERIENCE: R
 BIRTHDATE: 7/10/89

DE

COLLEGE CAREER – Four-year letterman, who played both left and right defensive end in a 3-4 alignment and appeared in 50 games with 33 starts. Ended career with 175 tackles (88 solo), 16.5 sacks for minus-89 yards, 34 tackles for a loss of 122 yards, four forced fumbles, four fumble recoveries, an interception and five pass deflections. Jordan is the ninth defensive end picked by the Saints in the first round and the first since Sean Payton became head coach. Possessing a non-stop motor, he was stout against the run and emerged as one of the elite pass rushers in the collegiate ranks for the Golden Bears.

2010 – All-American second-team choice by the NFL Draft Report and an All-Pac-10 Conference first-team selection by league's coaches...Defensive captain started all 12 games at left defensive end in 3-4 alignment and recorded 62 tackles (33 solo), 5.5 sacks for minus-32 yards and 12.5 stops behind the line of scrimmage...Added three forced fumbles, one recovered for a touchdown and four pass defenses...Ranked seventh in the conference with 1.04 tackles for a loss per game and 11th with 0.46 sacks per game...Part of a defense that ranked fifth in the Pac-10 in rushing and 35th in the nation, allowing 132.1 yards per game on the ground.

2009 – Earned All-Pac 10 Conference honorable mention...Recipient of team's Bob Tessier Award as the most improved defensive lineman. Served as team's starting right defensive end and recorded 48 tackles (22 solo), ranking second on the team with six sacks and 9.5 tackles for losses...Also recovered one fumble and had one pass defense...Part of a defense that ranked fourth in the Pac-10 in rushing and 27th in nation, allowing just 117.1 yards per game. **2008** – Started eight games and played in every contest at right defensive end...Posted 47 tackles (26 solo), four sacks for minus-17 yards and placed second among Golden Bears defenders with eleven stops behind the line of scrimmage...Posted one interception that he returned three yards, as he forced one fumble and recovered another...Part of a unit that ranked third in the league and 25th nationally, allowing just 122.3 yards per game on the ground and finished second in the conference and 23rd in the nation allowing only 19.92 points per game. **2007** – Played in all 13 games as a true freshman...Had 18 tackles (seven solo) with one sack and one fumble recovery, returned 13 yards for a touchdown.

PERSONAL – Son of Steve Jordan, who played college football at Brown, then for 13 seasons with the Minnesota Vikings, where he was a six-time Pro Bowl selection, recording 498 receptions for 6,307 yards and 28 touchdowns...Attended Chandler (Ariz.) HS...Earned All-State honors his senior year after registering 85 tackles and 17.5 sacks...Named Fiesta Region Defensive Player of the

Year after breaking Chandler's career sacks record in just one season...Legal studies major...Born July 10, 1989.

CAMERON JORDAN

Year	Team	GP	GS	Tot	TACKLES			Yds	INTERCEPTIONS					FUMBLES		
					Solo	Asst	Sk		No	Yds	Lg	TD	PD	FF	FR	Yds
2007	California	13	0	18	7	11	1.0	5.0	0	0	0	0	0	0	1	13
2008	California	12	8	47	26	21	4.0	17.0	1	3	3	0	0	1	1	7
2009	California	13	13	48	22	26	6.0	35.0	0	0	0	0	1	0	1	0
2010	California	12	12	62	33	29	5.5	32.0	0	0	0	0	4	3	1	21
Career totals		50	33	175	88	87	16.5	89.0	1	3	3	0	5	4	4	41

ADDITIONAL STATISTICS: Kickoff Returns — (2007, 2 for 4 yards, 2.0 avg., 4 long) **Total: 2 for 4 yards, 2.0 avg., 4 long.**

CAREER HIGHS: Tackles — 12, at Washington State (11/6/10); Sacks — 2.5, vs. Washington State (10/24/09); Interceptions — 1, vs. Colorado State (9/27/08); Passes Defensed — 1 (5x), last vs. Oregon (11/13/10); Forced Fumbles — 1 (4x), last vs. Oregon (11/13/10); Fumble Recoveries — 1 (4x), last vs. Washington (11/27/10); Fumble Ret for TD — 1, vs. Washington (11/27/10); Blocked Field Goals — 0.



Mark INGRAM

28

HEIGHT: 5-9

WEIGHT: 215

COLLEGE: ALABAMA

DRAFTED: 1ST ROUND (28TH OVERALL)

NFL EXPERIENCE: R

BIRTHDATE: 12/21/89

RB

COLLEGE CAREER – A hard-nosed runner who punishes opposing defenses with a formidable combination of power and speed, the 2009 Heisman Trophy winner played in 39 games at Alabama – with only 24 starts - but rushed for 3,261 yards and ran for 42 touchdowns, scoring 46 times overall. A unanimous first-team All-American, Ingram shattered school records in 2009 with 1,658 yards rushing on 271 carries with 17 touchdowns for the Crimson Tide's BCS National Championship squad, as he became the first player in the their storied history to capture the Heisman. Ingram is the ninth running back picked by the Saints in the first round and the fourth Heisman Trophy winner among the group.

2010 – After missing the first two games following knee surgery, started the remaining 11 and carried 158 times for 875 yards (5.5 avg.) with 13 touchdowns...All-SEC second-team selection by league coaches and co-recipient of Alabama's Offensive Player of the Year Award...Produced 54 first downs on 158 rushes (34.2%), as he converted 9-of-16 third-down rushing attempts (56.3%)... Also had 21 receptions for 282 yards (13.4 avg.) with one TD. **2009** – Heisman Trophy recipient, the first in the BCS National Champion Crimson Tide's history, was a consensus All-American first-team selection and finished as a finalist for the Maxwell, Doak Walker and the Walter Camp Player of the Year Awards...Also named *The Sporting News* National Player of the Year, *Associated Press* SEC Of-

fensive Player of the Year and a unanimous first-team All-SEC selection by the *Associated Press* and league coaches...Started all 14 games and led the SEC and ranked fourth nationally with 1,658 yards and 17 touchdowns on 271 carries (6.1 avg.)...Added 32 receptions for 334 yards (10.4 avg.) and three TDs...Rushing yardage total set a new school record and ranked sixth in SEC history...1,992 all-purpose yards ranked second in Alabama history and placed eighth on the SEC single-season record list...Rushed for 246 yards vs. South Carolina, ranking as the third-highest single-game total in school history...Earned National Championship Offensive Most Valuable Player honors vs. Texas after rushing for 116 yards and two scores. **2008** – SEC Coaches Freshman All-SEC selection played in all 14 games as a reserve and gained 728 yards with a team-high 12 touchdowns on 143 carries (5.1 avg.)...Produced 42 first down runs and converted eight third-down carries, as five of his attempts gained at least 20 yards...Added 54 yards on seven receptions.

PERSONAL – Telecommunications and Film Major...One of six recipients of Alabama's Commitment to Academic Excellence Award in 2010...Attended Grand Blanc (Flint, Mich.) HS for three seasons, where he ran for 846 yards and 14 touchdowns on 121 carries (7.0 avg.) as a junior, adding 260 yards and two scores on 22 receptions (11.8 avg.), while posting 33 tackles with two interceptions as a cornerback...Attended Flint Southwestern Academy as a senior and earned All-State and *Detroit Free Press* Offensive Dream Team honors after rushing for 1,699 yards and 24 touchdowns, as he also registered 84 tackles with eight interceptions...Father, Mark Ingram Sr., played wide receiver for Michigan State before being drafted by the New York Giants 28th overall in 1987...He played ten seasons in the NFL with the Giants, Miami, Green Bay and Philadelphia, including a Super Bowl XXV victory with the Giants...Born Dec. 21, 1989 in Hackensack, N.J.

MARK INGRAM

Year	Team	RUSHING							RECEIVING				
		GP	GS	Att	Yds	Avg	Lg	TD	No	Yds	Avg	Lg	TD
2008	Alabama	14	0	143	728	5.1	40	12	7	54	7.7	27	0
2009	Alabama	14	13	271	1,658	6.1	70	17	32	334	10.4	69	3
2010	Alabama	11	11	158	875	5.5	54	13	21	282	13.4	78	1
Totals		39	24	572	3,261	5.7	70	42	60	670	11.1	78	4

ADDITIONAL STATISTICS: Kickoff Returns — (2008, 1 for 26 yards, 26.0 avg., 26 long), (2010, 1 for 19 yards, 19.0 avg., 19 long) **Total: 2 for 45 yards, 22.5 avg., 26 long.** Passing — 0-for-1 for 0 yards with a 0.0 passer rating in 2009.

CAREER HIGHS: Rushes — 28 (2x), last vs. Florida (12/5/09); **Rushing Yards** — 246, vs. South Carolina (10/17/09); **Long Rush** — 70, at Mississippi State (11/14/09); **Rushing TDs** — 3, vs. Florida (12/5/09); **Receptions** — 5, vs. LSU (11/7/09); **Receiving Yards** — 91, vs. Auburn (11/26/10); **Long Reception** — 78, vs. Mississippi State (11/13/10); **Receiving TDs** — 1 (4x), last vs. Mississippi State (11/13/10).



Martez WILSON

95

HEIGHT: 6-4 WEIGHT: 252
COLLEGE: ILLINOIS
DRAFTED: 3RD ROUND (72ND OVERALL)
NFL EXPERIENCE: R
BIRTHDATE: 9/21/88

LB

COLLEGE CAREER – Rugged linebacker played both in the middle and outside throughout his college career and led the Illini in tackles last season with 112 tackles, while adding 11.5 tackles for losses, four sacks, three forced fumbles, a fumble recovery, an interception and four pass defenses. Wilson, an All-Big Ten first team selection in 2010, played in 38 games (21 starts) during his career and finished with 223 stops (102 solo), nine sacks, 20 tackles for a loss, four forced fumbles, three fumble recoveries, one interception and eight pass defenses.

2010 – Started all 13 games in a shift to middle linebacker and led team with 112 tackles (47 solo), adding four sacks, 11.5 tackles for losses, one interception, four pass defenses, three forced fumbles and one fumble recovery...Also blocked a punt...Earned All-Big Ten first-team honors from NFL Draft Report and media, adding second-team recognition from league coaches. **2009** – Granted a medical redshirt after appearing in only one game where he recorded nine tackles (two solo). **2008** – Opened 7 of 11 games at strongside linebacker...Ranked third on team with 73 tackles (38 solo)...Also had three sacks, 5.5 tackles for losses, one forced fumble, two fumble recoveries, three pass defenses and one blocked punt. **2007** – Appeared in all 13 games as a reserve at strongside linebacker and made 29 tackles (15 solo), two sacks, three tackles for losses and a pass defense... Earned Freshman All-American honorable mention.

PERSONAL – Sports Management Major...Attended Simeon (Chicago, Ill.) Career Academy...Earned *Parade* and *USA Today* All-American and was an All-State selection by the *Chicago Tribune* and *Champaign News-Gazette* and *Chicago Sun-Times* All-Public League and All-Area as a senior in 2006, when he recorded 240 tackles, seven sacks, one interception, one forced fumble and a fumble recovery...On offense, had 42 catches for 1,005 yards and nine TDs...As a junior, earned All-Metro honors from *Chicago Sun-Times*, as he compiled 99 tackles, 20 for a loss, 18 sacks, seven forced fumbles and an interception...Also ran track, specializing in the 100- and 200-meter dashes...Born Sept. 21, 1988 in Chicago.

MARTEZWILSON

Year	Team	GP	GS	Tot	TACKLES			Yds	INTERCEPTIONS					FUMBLES		
					Solo	Asst	Sk		No	Yds	Lg	TD	PD	FF	FR	Yds
2007	Illinois	13	0	29	15	14	2.0	13.0	0	0	0	0	1	0	0	0
2008	Illinois	11	7	73	38	35	3.0	19.0	0	0	0	0	3	1	2	0
2009	Illinois	1	1	9	2	7	0.0	0.0	0	0	0	0	0	0	0	0
2010	Illinois	13	13	112	47	65	4.0	30.0	1	1	1	0	4	3	1	0
Career totals		38	21	223	102	121	9.0	62.0	1	1	1	0	8	4	3	0

CAREER HIGHS: Tackles — 15, vs. Minnesota (11/13/10); Sacks — 2, vs. Northwestern (11/20/10); Interceptions — 1, at Michigan (11/6/10); Passes Defensed — 1 (8x), last vs. Purdue (10/30/10); Forced Fumbles — 1 (4x), last vs. Northwestern (11/20/10); Fumble Recoveries — 1 (3x), last vs. Purdue (10/30/10); Fumble Ret for TD — 0; Blocked Punts — 1, vs. Indiana (11/6/10).



Johnny PATRICK

32

HEIGHT: 5-11 WEIGHT: 191
COLLEGE: LOUISVILLE
DRAFTED: 3RD ROUND (88TH OVERALL)
NFL EXPERIENCE: R
BIRTHDATE: 8/17/88

CB

COLLEGE CAREER — A physical cornerback who aggressively battles receivers and displays awareness in coverage, Patrick was instrumental in helping turn around a struggling Louisville secondary that was one of the nation's elite units by the time he departed. As a senior, he was an All-Big East Conference first-team selection after recording 49 tackles, one sack, 6.5 stops for a loss, five interceptions and 12 pass defenses. For his career, he appeared in 46 games with 40 starts and recorded 171 tackles with nine interceptions, 22 pass defenses, one sack, 11.5 tackles for a loss, one forced fumble and one fumble recovery. He also displayed acumen on special teams, with two blocked field goals and one blocked punt recovery in the end zone for a touchdown.

2010 — Started all 13 games at cornerback as he helped the Cardinals rank second in the Big East and ninth in the country in pass defense (167.4 ypg.)...Finished with 49 tackles (43 solo), a career-best five interceptions, one brought back for a touchdown, 12 pass defenses, one sack and two special teams stops.

2009 — Started all 12 games at cornerback as he helped the Cardinals improve their pass defense ranking from eighth in the league and 92nd in the country to third and 42nd...Posted 53 tackles (42 solo), including four stops for losses and notched two interceptions, along with five pass defenses. **2008** — Started 11 of the 12 games he appeared in...Posted 50 tackles (34 solo) and had one interception, four pass defenses and recovered a fumble and returned it 21 yards for a TD...Also recovered a blocked punt in end zone for a TD and blocked a field goal attempt. **2007** — Appeared in nine games and started four contests as a redshirt freshman and registered 19 tackles (17 solo), one interception and one pass defense. **2007** — Redshirted.

PERSONAL – Justice Administration Major...Attended Deltona (Fla.) HS before transferring to DeLand (Fla.) HS as a senior...Played RB as a senior and gained 802 yards with 15 touchdowns on 82 carries (10.0 avg.) with two more scores on 19 receptions for a total of 17 scores...As a junior, recorded 23 receptions for 471 yards (20.5 avg.) and nine TDs...As a sophomore, added 43 receptions for 506 yards (11.8 avg.) and eight TDs...Competed as a sprinter on Louisville's track and field squad during the 2007-08 season, before deciding to focus on football...Born Aug. 17, 1988 in DeLand, Fla.

JOHNNYPATRICK

Year	Team	GP	GS	Tot	TACKLES			Yds	INTERCEPTIONS				FUMBLES		
					Solo	Asst	Sk		No	Yds	Lg	TD	PD	FF	FR
2007	Louisville	9	4	19	17	2	0.0	0.0	1	0	0	0	1	0	0
2008	Louisville	12	11	50	34	16	0.0	0.0	1	0	0	0	4	0	21
2009	Louisville	12	12	53	42	11	0.0	0.0	2	3	3	0	5	0	0
2010	Louisville	13	13	49	43	6	1.0	6.0	5	99	35	1	12	1	0
Career totals		46	40	171	136	35	1.0	6.0	9	102	35	1	22	1	21

ADDITIONAL STATISTICS: Blocked Field Goals — (2008, 1), (2010, 1) **Total: 2;** Kickoff Returns — (2008, 3 for 39 yards, 13.0 avg, 16 long) **Total: 3 for 39 yards, 13.0 avg., 16 long.**

CAREER HIGHS: Tackles — 9, vs. Utah (10/5/07); Sacks — 1, at Rutgers (11/26/10); Interceptions — 2, at Rutgers (11/26/10); Interception Return Yards — 35, at Rutgers (11/26/10); Int. Ret for TD — 1, at Rutgers (11/26/10); Passes Defended — 3 (2x), last at Rutgers (11/26/10); Forced Fumbles — 1, vs. Southern Mississippi (12/21/10); Fumble Recoveries — 1, at Memphis (10/10/08); Fumble Ret for TD — 1, at Memphis (10/10/08); Blocked Punts — 0.



**Greg
ROMEUS**

79

HEIGHT: 6-5 WEIGHT: 267
COLLEGE: PITTSBURGH
DRAFTED: 7TH ROUND (226TH OVERALL)
NFL EXPERIENCE: R
BIRTHDATE: 4/29/88


DE

COLLEGE CAREER – One of the Big East Conference's top defensive playmakers his sophomore and junior seasons before back and knee injuries derailed his senior campaign, Romeus possesses the strength, length and speed necessary to stop the run as well as rush the passer effectively. He played in 40 games with 28 starts for Pittsburgh and finished with 142 tackles (77 solo), 19.5 sacks for minus 129 yards, 38.5 stops for losses, five forced fumbles, three fumble recoveries, one interception, 12 passes defended and four blocked kicks.

2010 – Despite being a consensus All-American and All-Big East preseason selection, Romeus was limited to two games due to back and knee injuries and registered seven assisted tackles and one pass defense. **2009** – Started all 13 games at RDE...Registered 43 tackles (22 solo), as he led the team and ranked seventh in the Big East with eight sacks...Finished second on the squad and 13th

in conference with 11.5 tackles for losses...Also had three forced fumbles, one fumble recovery, one interception, five pass defenses and one blocked kick...Shared Big East Player of the Year honors with teammate Mick Williams and was a first-team all-conference choice...Also was a second-team All-American selection by College Football News and added third-team honors from several outlets. **2008** – Started all 13 contests at RDE...Totalled a career-best 51 tackles (27 solo) as he led the team and ranked third in the Big East with 7.5 sacks...Tied for second in the league with 15.5 tackles for losses...Also posted one forced fumble, one fumble recovery, three pass defenses and three blocked kicks...Named second-team All-Big East. **2007** – Played in all 12 games as a redshirt freshman...Recorded 41 tackles (28 solo), as he finished second on the Panthers with four sacks and 11.5 stops for a loss...Also recorded one forced fumble, one fumble recovery and three pass defenses...Named a Freshman All-American by several media outlets. **2006** – Redshirted.

PERSONAL – Communications major...Attended Coral Glades (Coral Springs, Fla.) HS, where he lettered four times in basketball before playing football as a senior at tight end and defensive end...Gregory Daniel Romeus...Born April 29, 1988.



GREGROMEUS

Year	Team	GP	GS	Tot	TACKLES				Yds	INTERCEPTIONS					FUMBLES		
					Solo	Asst	Sk			No	Yds	Lg	TD	PD	FF	FR	Yds
2007	Pittsburgh	12	0	41	28	13	4.0	32.0		0	0	0	0	3	1	1	0
2008	Pittsburgh	13	13	51	27	24	7.5	56.0		0	0	0	0	3	1	1	0
2009	Pittsburgh	13	13	43	22	21	8.0	41.0		1	0	0	0	5	3	1	0
2010	Pittsburgh	2	2	7	0	7	0.0	0.0		0	0	0	0	1	0	0	0
Career totals		40	28	142	77	65	19.5	129.0		1	0	0	0	12	5	3	0

CAREER HIGHS: Tackles — 8, at Notre Dame (11/1/08); Sacks — 3, at Louisville (10/2/09); Interceptions — 1, vs. Notre Dame (11/14/09); Forced Fumbles — 1 (5x), last vs. North Carolina (12/26/09); Fumble Recoveries — 1, vs. Connecticut (10/10/09); Fumble Ret for TD — 0.



Nate BUSSEY

59

HEIGHT: 6-2 WEIGHT: 220
 COLLEGE: ILLINOIS
 DRAFTED: 7TH ROUND (243RD OVERALL)
 NFL EXPERIENCE: R
 BIRTHDATE: 2/20/89

LB

COLLEGE CAREER – Bussey joins Martez Wilson as the second Illini linebacker selected by the Saints in the 2011 NFL Draft. He moved into the starting lineup midway through his junior year and excelled as a senior, when he finished with 83 tackles and tied for the Big Ten Conference lead with three fumble recoveries. He posted 156 stops (95 solo), 1.5 sacks, one interception, five

pass defenses, one forced fumble, one fumble recovery and one blocked punt in four years, starting the final 18 games of his career.

2010 – All-Big Ten honorable mention (coaches and media)...Co-winner of team's Outstanding Special Teams award...Started all 13 games at Sam line-backer...Second on team with 83 tackles (48 solo) and third with 8.5 tackles for losses...Tied for the Big Ten lead with three fumble recoveries and added one interception, two pass defenses and one blocked punt. **2009** – Played in all 12 games and started final five...Totaled 43 tackles (30 solo), including a half sack and an assisted stop for a loss. **2008** – Played in all 12 games and started the season opener at safety...Recorded 21 tackles (12 solo) and two pass defenses. **2007** – Played in all 13 games primarily on special teams...Recorded nine tackles (five solo).

PERSONAL – Played QB and S at Dunbar (Washington, D.C.) HS as well as returning kicks...First-team All-Met by *The Washington Post* in 2006 and honorable mention in 2005...Totaled over 8,000 passing yards for his career and 102.7 QB rating...Defensively, recorded six interceptions, two returned for TDs...Threw for 2,473 yards and 28 touchdowns in 2006 as well as rushing for a team-high 553 yards and 12 TDs and recorded four interceptions as a senior...Passed for 2,543 yards and 37 TDs, also running for over 700 yards as a junior...High school teammate of former Illini teammates and current NFL players Arrelious Benn (WR, Tampa Bay) and Vontae Davis (CB, Miami)...Nathan Lee Bussey...Born Feb. 20, 1989...Majored in communications.

NATEBUSSEY

Year	Team	GP	GS	Tot	TACKLES			Yds	INTERCEPTIONS					FUMBLES		
					Solo	Asst	Sk		No	Yds	Lg	TD	PD	FF	FR	Yds
2007	Illinois	13	0	9	5	4	0.0	0.0	0	0	0	0	0	0	0	0
2008	Illinois	12	1	21	12	9	0.0	0.0	0	0	0	0	2	0	0	0
2009	Illinois	12	5	43	30	13	0.5	5.0	0	0	0	0	1	1	0	0
2010	Illinois	13	13	83	48	35	1.0	5.0	1	16	16t	1	2	0	3	0
Career totals		50	19	156	95	61	1.5	10.0	1	16	16t	1	5	1	3	0

CAREER HIGHS: Tackles — 10, at Michigan (11/6/10); Sacks — 1, vs. Ohio State (10/2/10); Interceptions — 1, at Penn State (10/9/10); Passes Defensed — 2, at Michigan (11/6/10); Forced Fumbles — 1, at Indiana (10/17/09); Fumble Recoveries — 1 (3x), last vs. Minnesota (11/13/10); Fumble Ret for TD — 0; Blocked Punts — 1, vs. Indiana (10/23/10).

42 Isa Abdul-Quddus, S Fordham (6-1, 220)

NFL Experience: R

Agreed to terms with Saints, 7/27/11...A two-year starter in the defensive backfield for Fordham and had 193 tackles, including 12 for losses, three sacks, three interceptions and ten pass defenses...As a senior in 2010, led team in tackles with 78, forced three fumbles and had six pass defenses...As a junior, started all 11 games at CB and recorded 58 tackles, three interceptions, five pass defenses and two forced fumbles...Majoried in business administration...Prepped at Union (N.J.) HS where he was a first team All-County and second team All-State selection as a senior, making over 100 tackles in both campaigns...Pronunciation: EE-sa Ab-dool-KA-doo...Born Dec. 14, 1988 in Elizabeth, N.J.

89 Montez Billings, WR Auburn (6-1, 181)

NFL Experience: 1

Originally signed by the Saints as a rookie free agent, 5/11/10, after participating in the team's rookie minicamp on a tryout basis...Spent a month on Saints practice squad and also was a member of the Buffalo and Houston practice rosters...Played in 34 games over three seasons for Auburn, catching 55 passes for 645 yards with a TD...Posted career-bests as a redshirt sophomore in 2007 with 28 receptions for 321 yards and a TD...Graduated with a degree in public administration...Prepped at Pelham (Ala.) HS, where he was named to numerous All-American teams as a WR and also let-

tered in basketball and track, winning the state championship in the 200-meter dash...Born Montez LaMonds Billings June 15, 1986.

62 Ezra Butler, LB Nevada (6-2, 248)

NFL Experience: 1

Signed by Saints as a free agent, 1/19/11 following postseason stay on N.Y. Jets practice squad...Entered NFL as an undrafted free agent signed by San Francisco, 5/2/08 before being waived, 5/28/08...Played for UFL's Las Vegas Locomotives from 2009-10...Played at Nevada from 2004-2007...Led Wolfpack with 92 tackles as a senior...Added 12.5 tackles for loss, 2.5 sacks, 3 interceptions for 18 yards, 5 pass defenses, 3 forced fumbles and 2 fumble recoveries...Led Wolf Pack with 71 tackles as a junior and earned first-team All-WAC...Added 17.5 tackles for losses and 7 sacks for 55 yards...Moved from defensive line to OLB as a sophomore and made 75 tackles, 5.5 sacks and two forced fumbles...Majoried in speech communications...Son of two-time Grammy-nominated guitarist, songwriter and producer Jonathan Butler...Played football at Calabasas (Calif.) HS... First-team All-Frontier League selection from 2001-02...Born in South Africa and lived in London, England before moving to the United States as a teenager.

11 John Chiles, WR Texas (6-2, 210)

NFL Experience: R

Agreed to terms with Saints, 7/27/11...Made a successful switch

from QB to WR as a junior in 2009 and finished career with 55 catches for 752 yards (13.6 avg.) with four TDS along with completing 12-of-22 attempts for 166 yards with two TDs in 41 games...As a senior in 2010, finished with 29 catches for 418 yards (14.4 avg.) with one TD....Also recorded two carries for 18 yards... Following successful spring position conversion in 2009, appeared in 12 games with seven starts and posted 34 receptions for 319 yards (9.4 avg.) with three TDs to go with eight rushes for 36 yards...As a sophomore in 2008, completed 11-of-13 passes for 149 yards and two TDs and rushed for 131 yards and two TDs on 31 carries, also seeing action at RB and WR... Graduated with a bachelor's degree in corporate communications...Prep All-American and two-time district 4-5A MVP at Summit (Dallas, Texas) HS, where he combined for 2,036 yards passing, 694 receiving, 1,248 rushing and 56 TDs over his final two seasons...Born Oct. 9, 1988 in Dallas, Texas.

45 Jed Collins, FB **Washington State (6-1, 255)** **NFL Experience: 1**

Signed by Saints to a reserve/futures contract, 1/13/11 after spending most of 2010 season on the practice squad...Spent two games in the 2008 season on active roster of the Browns and has also spent time on the practice squads of Cleveland, Arizona, Chicago and Philadelphia, after being signed by the Eagles as an undrafted free agent in 2008...Went to training camp with Kansas City in 2009 and

with Tennessee in 2010...Appeared in 46 games at LB, FB and TE for Washington State, totaling 80 receptions for 899 yards (9.2 avg.) and six touchdowns....Also recorded eight carries for 12 yards with two touchdowns as well as 42 tackles, three forced fumbles and two fumble recoveries... Started all 12 contests and finished with career-high 52 catches for 512 yards and three TDs as a senior in 2007...Posted 12 tackles and fumble recovery on defense...Majorred in accounting...Earned Division II Co-Defensive Player of the Year honors at linebacker for Mission Viejo (Calif.) HS...Married (Kira)...Jedidah Gabriel Collins was born March 3, 1986 in San Juan Capistrano, Calif.

88 Jarred Fayson, WR **Illinois (6-0, 215)** **NFL Experience: R**

Agreed to terms with Saints, 7/27/11...Appeared in 21 games for the Illini after transferring from University of Florida and had 54 receptions for 573 yards (10.6 avg.) with two TDs...In 12 games with five starts as a senior in 2010, had 38 catches for 355 yards (9.3 avg.) with one TD to rank second on Illini in receiving...As a junior in 2009, started five of nine games and caught 16 passes for 218 yards (13.6 avg.) with one TD...Before sitting out 2008 due to NCAA transfer rules, as a sophomore in 2007, had 12 receptions for 148 yards (12.3 avg.) and rushed for 89 yards on 19 carries...Earned first varsity letter in 2006, as he played in 13 games and had one catch for one yard and carried the ball 14 times for

FREEAGENT/UNDRAFTED

126 yards (9.0 avg.) with one TD... Sport management major... Attended Hillsborough (Tampa, Fla.)... Born Oct. 13, 1987 in Charleston, S.C.

61 Dan Gay, T Baylor (6-4, 303)

NFL Experience: 1

Agreed to terms with the Saints as a free agent, 7/29/11... Originally signed by the San Diego Chargers as an undrafted free agent, 5/1/09... Spent the last month of the 2009 season on the Jets practice squad and attended their training camp in 2010... Started 34-of-39 games for Baylor... Played defensive tackle in his first two collegiate seasons... Switched to offensive line and played at every position on the line with the exception of Center... A two-time honorable mention All-Big 12... Graduated from Baylor in December of 2009 with a degree in Speech Communication... Lafayette, La. Native... Attended St. Thomas More HS... Played one season of football after three seasons of varsity basketball.

81 Michael Higgins, TE Nebraska-Omaha (6-5, 242)

NFL Experience: R

Agreed to terms with Saints, 7/27/11... Appeared in 44 games for Nebraska-Omaha and finished career with 112 receptions for 1,851 yards (16.5 avg.) with 19 TDs... In 11 games as a senior in 2010, had 39 catches for 600 yards (15.4 avg.) with seven TDs... As a junior in 2009, started all 12 games and was the top pass receiving tight end in division II as he caught 50 passes for 848 yards (17.0

avg.) with nine TDs... As a sophomore in 2008, had 20 receptions for 346 yards (17.8 avg.) with two TD... Earned first varsity letter in 2007, as he played in ten games and had three catches for 57 yards with one TD... Redshirted in 2006... Civil Engineering major... Attended Pickrell (Beatrice, Neb.) HS, where he was named All-State as a senior, catching 16 passes for 270 yards... Born Dec. 7, 1987 in Omaha, Neb.

66 Jeremiha Hunter, LB Iowa (6-2, 235)

NFL Experience: R

Agreed to terms with the New Orleans Saints on 7/27/2011... Placed on Injured Reserve with Achilles injury, 8/3/11... Recorded 269 career stops during his four-year career at Iowa... Started 11 games at OLB as a senior and led team with 90 tackles and two fumble recoveries... As a junior, started all 12 games and ranked second on team with 89 tackles, adding 2.5 tackles for losses, one interception and four pass defenses... As a sophomore, ranked second on team with 80 tackles, adding five stops for a loss and one interception... Played on special teams and as a reserve as a freshman, recording ten tackles and a stop for a loss... Interdepartmental Studies major... Attended Harrisburg Science & Technology (Pa.) HS where he was second team all-state as a senior and sophomore, first team as a junior... Born Feb. 9, 1988.

46 Kolby Hurt, FB
Missouri State (6-1, 233)
NFL Experience: R

Agreed to terms with Saints, 7/27/11...Appeared in 34 games at LB at Missouri State...Finished career with 54 tackles, two tackles for a loss and one sack...In six games as a senior in 2010, had 13 tackles, two stops for a loss and one sack...In 11 games as a junior, finished with ten tackles...As a sophomore, collected 18 tackles...Earned first letter in 2007, as he played in nine games and had 13 stops...Redshirted in 2006...Criminology major and sociology minor...Attended Boonville (Mo.) where he was an all-district LB and team's offensive MVP at RB...Born Jan. 20, 1988 in Columbia, Mo.

72 Tom Johnson, DT
Southern Mississippi (6-3, 288)
NFL Experience: 1

Signed by New Orleans to reserve/futures contract 1/21/11 after spending 2009 and 2010 with the CFL's Calgary Stampeders...In 2010, finished with 39 tackles, four sacks and one fumble recovery...In 2009, appeared in six games, all which he started at DT and had 13 tackles and three sacks...Played for Arena Football League's Philadelphia Soul and Grand Rapids Rampage in 2008...Originally signed by Indianapolis as an undrafted free agent, 5/9/06, went to camp with the Colts in 2006 and 2007 and was allocated by them to play for the Cologne Centurions of NFL Europe in 2007, where he recorded 2.5 sacks...Two-year letterman at Southern Mississippi who started 12 of 19 games

after transferring from Gulf Coast Junior College...Had 57 tackles (26 solo), three sacks and one fumble recovery...As a senior, had 54 tackles (24 solo), three sacks and one fumble recovery...Majored in coaching and sport administration...Attended Moss Point (Miss.) HS...After joining team as junior, had 60 tackles and eight sacks as senior...Led team to state 5A championship in 2000...Born Aug. 30, 1984.

30 Terrail Lambert, CB
Notre Dame (5-11, 190)
NFL Experience: 1

Agreed to terms with New Orleans, 8/2/11...Broke into the NFL as an undrafted college free agent with the San Francisco 49ers (2009)...Spent time on the practice squads of the Indianapolis Colts, St. Louis Rams...Member of the Miami Dolphins practice squad in 2010...Four-year letterman who started 31 of 48 career games at CB...Recorded 115 tackles and four interceptions...Graduated with a degree in Film, Television, and Theatre...Attended St. Bonaventure (Ventura, Calif.) HS...First-Team *Los Angeles Times* All-Star as DB...Also played RB, DE, and LB...Ran track and competed in sprints, relays, and high jump...Cousin, Lorenzo Booker, played RB in the NFL...Born December 1, 1985 in Los Angeles, Calif.

63 Dexter Larimore, DT
Ohio State (6-3, 319)
NFL Experience: R

Agreed to terms with Saints, 7/27/11...Played in 49 career games with 23 starts for the Buckeyes and

accumulated 91 tackles, 16.5 tackles for a loss and eight sacks...Enjoyed productive senior season where he played in 13 games and registered 40 tackles, 7.5 tackles for a loss and a career-high four sacks...As a junior registered 20 tackles for the Rose Bowl champs...Had 15 tackles, 3.5 tackles for a loss and one sack as a sophomore...As a redshirt freshman, made 16 tackles and 5.5 stops for a loss...prepped at Merrillville (Ind.) HS where he collected 88 tackles, 17 stops for a loss, five sacks and three pass defenses as a senior, earning first-team 5A all-state and conference defensive player of the year...as a wrestler, was the state runner-up as a sophomore and junior before winning state as a senior and ending the season ranked first in the nation...placed seventh in the state in the shot put as a junior and returned to the finals as a senior in 2005...Dexter Charles Larmore born July 22, 1988 in Crown Point, Ind.

82 Tyler Lorenzen, TE Connecticut (6-5, 234)

NFL Experience: 1

Re-signed by Saints to reserve/futures contract, 1/13/11...Released from practice squad, 1/7/11; Re-signed to practice squad, 12/15/10...Released, 9/4/10...Signed by the Saints to their practice squad, 9/15/09...First signed as an undrafted free agent by Jacksonville, 4/27/09 and spent the preseason with Jaguars before being waived, 9/1/09...Former college QB who's transitioned to TE...Started 21 games at QB in two seasons at Connecticut...Career totals included 276-of-509

passing for 3,236 yards with 16 TDs...In 2008 started eight games and finished 79-of-162 passing for 869 yards and three TDs...Showed ability to run with 206 career rushes for 612 yards and five TDs...Spent the 2006 season at Palomar (San Marcos, Calif.) Community College, after originally signing with Iowa State in 2005...JUCO All-America selection...Management major...Attended Eddyville-Blakesburg High (Iowa) HS...First-team all-state as a senior...Three-year letterman in basketball, track and football...Tyler John Lorenzen was born Dec. 24, 1985 in Fremont, Iowa.

48 DeAndre McDaniel S Clemson (6-0, 213)

NFL Experience: R

Agreed to terms with Saints, 7/27/11...Appeared in 53 games with 35 starts at Clemson both at SS and OLB and finished his career with 296 tackles, 23.5 stops for a loss, two sacks, 15 interceptions, 20 pass defenses, two forced fumbles, one recovery for a TD and 13 special teams tackles...First-team All-ACC by league's coaches and media as a senior as he started all 13 games at SS and led the team in tackles with 84 stops, including 5.5 stops for a loss, four interceptions and six pass defenses...Semifinalist for the Thorpe Award as a junior in 2009, as he started all 14 games at SS and recorded a career-high 102 tackles, while tying the school record with eight interceptions for school-best 182 returns yards including one for a TD...Appeared in every game as a

sophomore in 2008, starting the final eight at OLB and posted 77 tackles, four stops for a loss, one interception, six pass defenses, two forced fumbles and a recovery advanced for a TD... Played in all 13 games as a backup at SS and LB as a freshman and posted 33 tackles, four for a loss... Graduated with a degree in sociology... Made 48 tackles, four interceptions and four sacks at Hargrave (Chatham, Va.) Military Academy at 2006... Previously prepped at Godby (Tallahassee, Fl.) HS... Born Nov. 26, 1987 in Tallahassee, Fla.

68 Swanson Miller, DT
Oklahoma State (6-4, 310)
NFL Experience: 1

Signed to reserve/futures contract, 1/14/11... Released from practice squad, 12/27/10... Signed to New Orleans practice squad, 12/15/10... Waived by Cleveland, 9/4/10... Originally signed by Cleveland as an undrafted free agent, 4/30/10... Two-year letterman at Oklahoma State (2008-09), who played in 26 games and recorded 41 tackles, three sacks, two fumble recoveries, two forced fumbles and two pass defenses... Notched 24 tackles, three sacks, two fumble recoveries, a forced fumble and two pass defenses as senior as Cowboys held opponents to 3.0-yards per rush... Prior to enrolling at OSU, played two years at Butler County (Kan.) Community College... Earned education degree... Attended Santa Fe (Alachua, Fla.) HS... Enjoys fishing... Swanson Bernard Miller was born March 24, 1986 in Gainesville, Fl.

13 Joseph Morgan, WR
Walsh (6-1, 184)
NFL Experience: R

Agreed to terms with Saints, 7/27/11... Played two seasons at Walsh after his first two campaigns at the University of Illinois and had 79 catches for 1,317 yards (16.7 avg.) with nine TDs... As a senior in 2010, had 41 receptions for 653 yards (15.9 avg.) with five TDs to lead team in all receiving categories... As a junior, had 38 catches for 664 yards with four TDs... Caught four passes for 47 yards in two seasons with the Illini... Also competed in the long jump at Walsh... Majored in liberal arts... Prepped at McKinley (Canton, Ohio) HS... Born March 28, 1988 in Canton, Ohio.

49 Kyle Nelson, LS
New Mexico State (6-2, 240)
NFL Experience: R

Agreed to terms with Saints, 7/27/11... Versatile college TE and LS who played in 50 career games and recorded 66 receptions for 559 yards and two TDs... Earned long-snapping duties as a redshirt freshman in 2006 and maintained them throughout his career... As a senior in 2010, played in all 13 games at TE and posted career-highs in receptions (41) and receiving yardage (371) as well as recording a TD grab... As a junior, played in all 13 games as a TE and had 12 receptions for 112 yards with one TD... Appeared in 12 games as a sophomore as an LS and TE and made 11 receptions for 70 yards... As a redshirt freshman, played in all 13 games as team's backup TE and LS and caught two passes for six yards... Transferred after redshirting

as a freshman at Tulsa...Played senior year at China Spring (Waco, Texas) HS where he accumulated 50 catches and handled long snapping duties as he was first team all-district...Grandfather Roger Nelson, played 13 years with the CFL's Edmonton Eskimos and father played in the CFL for nine years...Individualized studies major... Born Oct. 3, 1986 in Norman, Okla.

76 Cecil Newton, C
Tennessee State (6-2, 303)
NFL Experience: 1

Agreed to terms with Saints, 8/1/11... Signed by the Jacksonville Jaguars as a rookie free agent, 4/26/09...Spent 15 weeks on the Jaguars practice squad before moving to the active roster for the remaining two weeks but was inactive...Four year letterman in college...Part of an offensive line that led the conference in rushing for two consecutive seasons...Didn't allow a single sack in 2008...Was named twice a first-team All-OVC selection...Majored in Business Administration...Attended West Lake (Ga.) HS...Father, Cecil Sr., played at Savannah State and later for the Dallas Cowboys...Brother, Cam, won BCS National Championship and Heisman Trophy at Auburn and was drafted first overall in the 2011 Draft by the Carolina Panthers.

66 Dwight Roberson, LB
Oregon State (6-0, 232)
NFL Experience: R

Agreed to terms with the New Orleans Saints on 7/27/2011...As a senior earned Pac-10 Conference Honorable Mention after leading the team and

ranking among the top 10 players in the conference for tackles with 88... Team leader for pass breakups with eight...Co-team captain...Career-high 16 tackles in the win over Louisville and 12 vs. Washington State...In 2009 he shared starting duties at the weak-side linebacker spot and had 55 tackles and 7.5 tackles for losses...Season-high with nine tackles at Oregon...As a reserve in 2008 he finished tied for fourth on the team for total tackles with 61 stops...As a freshman in 2007 he made 12 tackles, mostly on special teams...A four-year letterman and three-year starter at St. Bonaventure (Ventura, Calif.) HS... Played DT, DE, and LB during his prep career...Dwight Dwayne Roberson III born Dec. 24, 1987 in Ventura, Calif...Majored in Liberal Studies.

14 Andy Tanner, WR
Midwestern State (6-0, 183)
NFL Experience: 1

Signed to reserve/futures contract, 1/13/11...Released from practice squad, 1/7/11...Signed to practice squad, 12/29/10...Waived, 8/31/10... Signed by Saints as a rookie free agent, 5/13/10, after participating in the team's rookie minicamp as a try-out player...Played in 38 games at Division II Midwestern State, catching 120 passes for 1,716 yards and 20 touchdowns...Honorable mention All-America and first-team All-Lone Star Conference honors as senior as he totaled 75 receptions for 1,186 yards and 12 TDs...Majored in accounting...Two-time all-district selection at Rockwall (Texas) HS...Born May 16, 1988.

FREEAGENT/UNDRAFTED



67 Ryan Taylor, C

UCLA (6-3, 300)

NFL Experience: R

Agreed to terms with the Saints, 7/27/2011...Started all 12 games at center in 2010 and helped the Bruins rush for at least 200 yards in four games during the season...As a junior in 2009 he saw action in three games, starting twice at RG... Majored in history...played two seasons of junior college football at Tyler (Texas)

Junior College...Was a member of the SuperPrep Juco 100 (No. 76) as a redshirt sophomore...lettered two years in football at Denison (Texas) HS where he was District Offensive Player of Year and first-team All-District and All-County as a senior in 2006 (injured as a junior)...Also earned two letters in baseball and was selected first-team All-District and All-County twice...Born August 29, 1988 in Denison, Texas.



2011 ALPHABETICAL ROSTER

NO.	NAME	POS.	HT.	WT.	BORN	EXP.	COLLEGE	H.S. HOMETOWN
42	ABDUL-QUDDUS, Isa	S	6-1	220	12/14/88	R	Fordham	Union, N.J.
70	ALLEN, Roger	G/T	6-3	323	2/10/86	2	Missouri Western	Raytown, Mo.
40	AMAYA, Jonathon	S	6-2	190	11/25/88	2	Nevada	Diamond Bar, Calif.
87	ARRINGTON, Adrian	WR	6-3	192	11/7/85	2	Michigan	Cedar Rapids, Iowa
20	BELL, Joique	RB	5-11	220	8/4/86	2	Wayne State	Benton Harbor, Mich.
89	BILLINGS, Montez	WR	6-1	181	6/15/86	1	Auburn	Pelham, Ala.
79	BLACK, Jordan	T	6-5	305	1/28/80	8	Notre Dame	Dallas, Texas
9	BREES, Drew	QB	6-0	209	1/15/79	11	Purdue	Austin, Texas
96	BROWN, Alex	DE	6-3	260	6/4/79	10	Florida	White Springs, Fla.
71	BROWN, Charles	T	6-5	297	4/10/87	2	Southern California	Chino Hills, Calif.
74	BUSHROD, Jermon	T	6-5	315	8/19/84	5	Towson	King George, Va.
59	BUSSEY, Nate	LB	6-2	220	2/20/89	R	Illinois	Washington, D.C.
62	BUTLER, Ezra	LB	6-2	248	11/20/84	1	Nevada	Calabasas, Calif.
4	CANFIELD, Sean	QB	6-4	223	11/12/86	1	Oregon State	Carlsbad, Calif.
52	CASILLAS, Jonathan	LB	6-1	227	6/3/87	3	Wisconsin	New Brunswick, N.J.
97	CHARLESTON, Jeff	DE	6-4	265	1/19/83	5	Idaho State	Oregon City, Ore.
11	CHILES, John	WR	6-2	210	10/9/88	R	Texas	Dallas, Texas
45	COLLINS, Jed	FB	6-1	255	3/3/86	1	Washington State	Mission Viejo, Calif.
12	COLSTON, Marques	WR	6-4	225	6/5/83	6	Hofstra	Harrisburg, Pa.
10	DANIEL, Chase	QB	6-0	225	10/7/86	3	Missouri	Southlake, Texas
60	DE LA PUENTE, Brian	G	6-3	306	5/13/85	2	California	San Clemente, Calif.
47	DRESCHER, Justin	LS	6-1	230	1/1/88	2	Colorado	Southlake, Texas
56	DUNBAR, Jo-Lonn	LB	6-0	226	3/13/85	4	Boston College	Syracuse, N.Y.
98	ELLIS, Sedrick	DT	6-1	307	7/9/85	4	Southern California	Chino, Calif.
73	EVANS, Jahri	G	6-4	318	8/22/83	6	Bloomsburg	Philadelphia, Pa.
88	FAYSON, Jarred	WR	6-0	215	10/13/87	R	Illinois	Tampa, Fla.
69	FOSTER, George	T	6-5	338	6/9/80	7	Georgia	Macon, Ga.
99	FRANKLIN, Aubrayo	DT	6-1	317	8/27/80	9	Tennessee	Johnson City, Tenn.
93	GALETTE, Junior	DE	6-2	258	3/27/88	2	Stillman	Spring Valley, N.Y.
61	GAY, Dan	T	6-4	303	8/29/86	1	Baylor	Lafayette, La.
80	GRAHAM, Jimmy	TE	6-6	260	11/24/86	2	Miami (Fla.)	Goldsboro, N.C.
33	GREER, Jabari	CB	5-11	180	2/11/82	8	Tennessee	Jackson, Tenn.
35	HALL, Korey	FB	6-0	236	8/5/83	5	Boise State	Glenns Ferry, Id.
41	HARPER, Roman	S	6-1	200	12/11/82	6	Alabama	Prattville, Ala.
5	HARTLEY, Garrett	K	5-8	196	5/16/86	4	Oklahoma	Southlake, Texas
19	HENDERSON, Devery	WR	5-11	200	3/26/82	8	Louisiana State	Opelousas, La.
53	HERRING, Will	LB	6-3	241	8/28/83	5	Auburn	Opelika, Ala.
81	HIGGINS, Michael	TE	6-5	242	12/7/87	R	Nebraska-Omaha	Beatrice, Neb.
54	HUMBER, Ramon	LB	5-11	232	8/10/87	3	North Dakota State	Brooklyn Park, Minn.
84	HUMPHREY, Tory	TE	6-2	255	1/20/83	5	Central Michigan	Saginaw, Mich.
46	HURT, Kolby	FB	6-1	233	1/20/88	R	Missouri State	Boonville, Mo.
57	INGRAM, Clint	LB	6-2	240	3/21/83	6	Oklahoma	Hallsville, Texas
28	INGRAM, Mark	RB	5-9	215	12/21/89	R	Alabama	Flint, Mich.
29	IVORY, Chris	RB	6-0	222	3/22/88	2	Tiffin	Longview, Texas
27	JENKINS, Malcolm	S	6-0	204	12/20/87	3	Ohio State	Piscataway, N.J.
72d	JOHNSON, Tom	DT	6-3	288	8/30/84	1	Southern Mississippi	Moss Point, Miss.
94	JORDAN, Cameron	DE	6-4	287	7/10/89	R	California	Chandler, Ariz.
75	KING, Mitch	DT	6-2	280	5/5/86	1	Iowa	Burlington, Iowa
50	KREUTZ, Olin	C	6-2	292	6/9/77	14	Washington	Honolulu, Haw.
30	LAMBERT, Terrail	CB	5-11	190	12/1/85	1	Notre Dame	Ventura, Calif.
63	LARIMORE, Dexter	DL	6-3	319	7/22/88	R	Ohio State	Merrillville, Ind.
82	LORENZEN, Tyler	TE	6-5	234	12/24/85	1	Connecticut	Fremont, Iowa

2011 ALPHABETICAL ROSTER

NO.	NAME	POS.	HT.	WT.	BORN	EXP.	COLLEGE	H.S. HOMETOWN
37	MCBRIDE, Trumaine	CB	5-9	185	9/24/85	5	Mississippi	Clarksdale, Miss.
90	MCBRIDE, Turk	DE	6-2	278	5/30/85	6	Tennessee	Camden, N.J.
48	MCDANIEL, DeAndre	S	6-0	213	11/26/87	R	Clemson	Tallahassee, Fla.
17	MEACHEM, Robert	WR	6-2	210	9/28/84	5	Tennessee	Tulsa, Okla.
68	MILLER, Swanson	DT	6-4	310	3/24/86	1	Oklahoma State	Alachua, Fla.
16	MOORE, Lance	WR	5-9	190	8/31/83	6	Toledo	Westerville, Ohio
13	MORGAN, Joseph	WR	6-1	184	3/28/88	R	Walsh	Canton, Ohio
6	MORSTEAD, Thomas	P	6-4	225	3/7/86	3	Southern Methodist	Pearland, Texas
49	NELSON, Kyle	LS	6-2	240	10/3/86	R	New Mexico State	Waco, Texas
76	NEWTON, Cecil	C	6-2	303	3/20/86	1	Tennessee State	Atlanta, Ga.
77	NICKS, Carl	G	6-5	343	5/14/85	4	Nebraska	Salinas, Calif.
25	OLIVER, Paul	S	5-10	210	3/30/84	5	Georgia	Kennesaw, Ga.
38	PARSON, Mark	CB	5-10	192	5/9/86	2	Ohio	Richmond, Va.
32	PATRICK, Johnny	CB	5-11	191	8/17/88	R	Louisville	DeLand, Fla.
22	PORTER, Tracy	CB	5-11	186	8/11/86	4	Indiana	Port Allen, La.
31	PRIOLEAU, Pierson	S	5-11	188	8/6/77	13	Virginia Tech	Alvin, S.C.
39	REIS, Chris	S	6-1	215	9/19/83	5	Georgia Tech	Roswell, Ga.
66	ROBERSON, Dwight	LB	6-0	232	12/24/87	R	Oregon State	Ventura, Calif.
21	ROBINSON, Patrick	CB	5-11	191	9/7/87	2	Florida State	Miami, Fla.
15	ROBY, Courtney	WR	6-0	189	1/10/83	6	Indiana	Indianapolis, Ind.
92	ROGERS, Shaun	DT	6-4	350	3/12/79	11	Texas	LaPorte, Texas
79	ROMEUS, Greg	DE	6-5	267	4/29/88	R	Pittsburgh	Coral Springs, Fla.
58	SHANLE, Scott	LB	6-2	245	11/23/79	9	Nebraska	St. Edward, Neb.
91	SMITH, Will	DE	6-3	282	7/4/81	8	Ohio State	Utica, N.Y.
43	SPROLES, Darren	RB	5-6	190	6/20/83	7	Kansas State	Olathe, Kan.
64	STRIEF, Zach	T	6-7	320	9/22/83	6	Northwestern	Milford, Ohio
14	TANNER, Andy	WR	6-0	183	5/16/88	1	Midwestern State	Rockwall, Texas
36	TAYLOR, Chris	RB	6-0	224	11/7/83	4	Indiana	Memphis, Tenn.
67	TAYLOR, Ryan	C	6-3	300	8/29/88	R	UCLA	Denison, Texas
65	TENNANT, Matt	C/G	6-4	300	3/19/87	2	Boston College	Cincinnati, Ohio
85	THOMAS, David	TE	6-3	248	7/5/83	6	Texas	Plainview, Texas
23	THOMAS, Pierre	RB	5-11	215	12/18/84	5	Illinois	Lynwood, Ill.
24	TORRENCE, Leigh	CB	5-11	179	1/4/82	6	Stanford	Atlanta, Ga.
51	VILMA, Jonathan	LB	6-1	230	4/16/82	8	Miami (Fla.)	Coral Gables, Fla.
34	WASHINGTON, Fabian	CB	5-11	175	6/9/83	6	Nebraska	Bradenton, Fla.
95	WILSON, Martez	LB	6-4	252	9/21/88	R	Illinois	Chicago, Ill.

HEAD COACH: SEAN PAYTON (Sixth season). **Assistants:** Pete Carmichael Jr. (Offensive Coordinator), Gregg Williams (Defensive Coordinator), Joe Vitt (Assistant Head Coach/Linebackers), Greg McMahon (Special Teams Coordinator), John Bonamego (Assistant Special Teams), Charles Byrd (Assistant Strength and Conditioning), Dan Dalrymple (Head Strength and Conditioning), Bret Ingalls (Running Backs), Bill Johnson (Defensive Line), Curtis Johnson (Wide Receivers), Travis Jones (Assistant Defensive Line), Aaron Kromer (Offensive Line/Running Game), Joe Lombardi (Quarterbacks), Mike Mallory (Assistant Secondary), Terry Malone (Tight Ends), Tony Oden (Secondary), Carter Sheridan (Offensive Assistant/Wide Receivers), Frank Smith (Coaching Assistant), Marcus Ungaro (Coaching Assistant), Blake Williams (Coaching Assistant), Brian Young (Coaching Assistant).

2011 NUMERICAL ROSTER

NO.	NAME	POS.	HT.	WT.	AGE	EXP.	COLLEGE	HOW ACQUIRED
4	Sean CANFIELD	QB	6-4	223	24	1	Oregon State	D7-10
5	Garrett HARTLEY	K	5-8	196	25	4	Oklahoma	FA-08
6	Thomas MORSTEAD	P	6-4	225	25	3	Southern Methodist	D5-09
9	Drew BREES	QB	6-0	209	32	11	Purdue	UFA-06 (SD)
10	Chase DANIEL	QB	6-0	225	24	3	Missouri	FA-09
11	John CHILES	WR	6-2	210	22	R	Texas	FA-11
12	Marques COLSTON	WR	6-4	225	28	6	Hofstra	D7b-06
13	Joseph MORGAN	WR	6-1	184	23	R	Walsh	FA-11
14	Andy TANNER	WR	6-0	183	23	1	Midwestern State	FA-10
15	Courtney ROBY	WR	6-0	189	28	6	Indiana	FA-09
16	Lance MOORE	WR	5-9	190	27	6	Toledo	FA-07
17	Robert MEACHEM	WR	6-2	210	26	5	Tennessee	D1-07
19	Devery HENDERSON	WR	5-11	200	29	8	Louisiana State	D2a-04
20	Joiqee BELL	RB	5-11	220	24	2	Wayne State	FA-11
21	Patrick ROBINSON	CB	5-11	191	23	2	Florida State	D1-10
22	Tracy PORTER	CB	5-11	186	25	4	Indiana	D2-08
23	Pierre THOMAS	RB	5-11	215	26	5	Illinois	FA-07
24	Leigh TORRENCE	CB	5-11	179	29	6	Stanford	FA-10
25	Paul OLIVER	S	5-10	210	27	5	Georgia	UFA-11 (SD)
27	Malcolm JENKINS	S	6-0	204	23	3	Ohio State	D1-09
28	Mark INGRAM	RB	5-9	215	21	R	Alabama	D1b-11
29	Chris IVORY	RB	6-0	222	23	2	Tiffin	FA-10
30	Terrail LAMBERT	CB	5-11	190	25	1	Notre Dame	FA-11
31	Pierson PRIOLEAU	S	5-11	188	34	13	Virginia Tech	UFA-09 (Jax)
32	Johnny PATRICK	CB	5-11	191	22	R	Louisville	D3b-11
33	Jabari GREER	CB	5-11	180	29	8	Tennessee	UFA-09 (Buf)
34	Fabian WASHINGTON	CB	5-11	175	28	6	Nebraska	UFA-11 (Bal)
35	Korey HALL	FB	6-0	236	28	5	Boise State	UFA-11 (GB)
36	Chris TAYLOR	RB	6-0	224	27	4	Indiana	FA-10
37	Trumaine MCBRIDE	CB	5-9	185	25	5	Mississippi	UFA-11 (Arz)
38	Mark PARSON	CB	5-10	192	25	2	Ohio	FA-10
39	Chris REIS	S	6-1	215	27	5	Georgia Tech	FA-07
40	Jonathon AMAYA	S	6-2	190	22	2	Nevada	TR-11 (Mia)
41	Roman HARPER	S	6-1	200	28	6	Alabama	D2-06
42	Isa ABDUL-QUDDUS	S	6-1	220	22	R	Fordham	FA-11
43	Darren SPROLES	RB	5-6	190	28	7	Kansas State	UFA-11 (SD)
45	Jed COLLINS	FB	6-1	255	25	1	Washington State	FA-10
46	Kolby HURT	FB	6-1	233	23	R	Missouri State	FA-11
47	Justin DRESCHER	LS	6-1	230	23	2	Colorado	FA-10
48	DeAndre MCDANIEL	S	6-0	213	23	R	Clemson	FA-11
49	Kyle NELSON	LS	6-2	240	24	R	New Mexico State	FA-11
50	Olin KREUTZ	C	6-2	292	34	14	Washington	UFA-11 (Chi)
51	Jonathan VILMA	LB	6-1	230	29	8	Miami (Fla.)	TR-08 (NYJ)
52	Jonathan CASILLAS	LB	6-1	227	24	3	Wisconsin	FA-09
53	Will HERRING	LB	6-3	241	27	5	Auburn	UFA-11 (Sea)
54	Ramon HUMBER	LB	5-11	232	23	3	North Dakota State	FA-10
56	Jo-Lonn DUNBAR	LB	6-0	226	26	4	Boston College	FA-08
57	Clint INGRAM	LB	6-2	240	28	6	Oklahoma	FA-11
58	Scott SHANLE	LB	6-2	245	31	9	Nebraska	TR-06 (Dal)
59	Nate BUSSEY	LB	6-2	220	22	R	Illinois	D7b-11
60	Brian DE LA PUENTE	G	6-3	306	26	2	California	FA-10
61	Dan GAY	T	6-4	303	24	1	Baylor	FA-11

2011 NUMERICAL ROSTER

NO.	NAME	POS.	HT.	WT.	AGE	EXP.	COLLEGE	HOW ACQUIRED
62	Ezra BUTLER	LB	6-2	248	26	1	Nevada	FA-11
63	Dexter LARIMORE	DT	6-3	319	23	R	Ohio State	FA-11
64	Zach STRIEF	T	6-7	320	27	6	Northwestern	D7a-06
65	Matt TENNANT	C/G	6-4	300	24	2	Boston College	D5-10
66	Dwight ROBERSON	LB	6-0	232	23	R	Oregon State	FA-11
67	Ryan TAYLOR	C	6-3	300	22	R	UCLA	FA-11
68	Swanson MILLER	DT	6-4	310	25	1	Oklahoma State	FA-10
69	George FOSTER	T	6-5	338	31	7	Georgia	FA-11
70	Roger ALLEN	G/T	6-3	323	25	2	Missouri Western	FA-10
71	Charles BROWN	T	6-5	297	24	2	Southern California	D2-10
72	Tom JOHNSON	DT	6-3	288	26	1	Southern Mississippi	FA-11
73	Jahri EVANS	G	6-4	318	27	6	Bloomsburg	D4-06
74	Jermon BUSHROD	T	6-5	315	26	5	Towson	D4b-07
75	Mitch KING	DT	6-2	280	25	1	Iowa	FA-10
76	Cecil NEWTON	C	6-2	303	25	1	Tennessee State	FA-11
77	Carl NICKS	G	6-5	343	26	4	Nebraska	D5b-08
79a	Jordan BLACK	T	6-5	305	31	8	Notre Dame	FA-11
79d	Greg ROMEUS	DE	6-5	267	23	R	Pittsburgh	D7a-11
80	Jimmy GRAHAM	TE	6-6	260	24	2	Miami (Fla.)	D3-10
81	Michael HIGGINS	TE	6-5	242	23	R	Nebraska-Omaha	FA-11
82	Tyler LORENZEN	TE	6-5	234	25	1	Connecticut	FA-10
84	Tory HUMPHREY	TE	6-2	255	28	5	Central Michigan	FA-10
85	David THOMAS	TE	6-3	248	28	6	Texas	TR-09 (NE)
87	Adrian ARRINGTON	WR	6-3	192	25	2	Michigan	D7-08
88	Jarred FAYSON	WR	6-0	215	23	R	Illinois	FA-11
89	Montez BILLINGS	WR	6-1	181	25	1	Auburn	FA-10
90	Turk MCBRIDE	DE	6-2	278	26	6	Tennessee	FA-11 (Det)
91	Will SMITH	DE	6-3	282	30	8	Ohio State	D1-04
92	Shaun ROGERS	DT	6-4	350	32	11	Texas	FA-11
93	Junior GALETTE	DE	6-2	258	23	2	Stillman	FA-10
94	Cameron JORDAN	DE	6-4	287	22	R	California	D1a-11
95	Martez WILSON	LB	6-4	252	22	R	Illinois	D3a-11
96	Alex BROWN	DE	6-3	260	32	10	Florida	FA-10
97	Jeff CHARLESTON	DE	6-4	265	28	5	Idaho State	FA-08
98	Sedrick ELLIS	DT	6-1	307	26	4	Southern California	D1-08
99	Aubrayo FRANKLIN	DT	6-1	317	30	9	Tennessee	UFA-11 (SF)

HEAD COACH: SEAN PAYTON (Sixth season). **Assistants:** Pete Carmichael Jr. (Offensive Coordinator), Gregg Williams (Defensive Coordinator), Joe Vitt (Assistant Head Coach/Linebackers), Greg McMahon (Special Teams Coordinator), John Bonamego (Assistant Special Teams), Charles Byrd (Assistant Strength and Conditioning), Dan Dalrymple (Head Strength and Conditioning), Bret Ingalls (Running Backs), Bill Johnson (Defensive Line), Curtis Johnson (Wide Receivers), Travis Jones (Assistant Defensive Line), Aaron Kromer (Offensive Line/Running Game), Joe Lombardi (Quarterbacks), Mike Mallory (Assistant Secondary), Terry Malone (Tight Ends), Tony Oden (Secondary), Carter Sheridan (Offensive Assistant/Wide Receivers), Frank Smith (Coaching Assistant), Marcus Ungaro (Coaching Assistant), Blake Williams (Coaching Assistant), Brian Young (Coaching Assistant).

HOW THE SAINTS WERE BUILT

2004

DRAFT

- DE **Will Smith** (1)
- WR **Devery Henderson** (2a)

2006

DRAFT

- S **Roman Harper** (2)
- G **Jahri Evans** (5a)
- T **Zach Strief** (7a)
- WR **Marques Colston** (7b)

FREE AGENTS

- QB **Drew Brees** (UFA-SD)

TRADES

- LB **Scott Shanle** (Dal.)

2007

DRAFT

- WR **Robert Meachem** (1)
- T **Jermion Bushrod** (4b)

FREE AGENTS

- WR **Lance Moore** (FA)
- S **Chris Reis** (FA)
- RB **Pierre Thomas** (Rookie FA)

2008

DRAFT

- DT **Sedrick Ellis** (1)
- CB **Tracy Porter** (2)
- G **Carl Nicks** (5b)

FREE AGENTS

- DE **Jeff Charleston** (FA)
- LB **Jo-Lonn Dunbar** (FA)
- K **Garrett Hartley** (FA)

TRADES

- LB **Jonathan Vilma** (NYJ)

2009

DRAFT

- S **Malcolm Jenkins** (1)
- P **Thomas Morstead** (5)

FREE AGENTS

- LB **Jonathan Casillas** (Rookie FA)
- QB **Chase Daniel** (FA)
- CB **Jabari Greer** (UFA-Buf.)
- S **Pierson Prioleau** (UFA-Jax.)
- WR **Courtney Roby** (FA)

TRADES

- TE **David Thomas** (NE)

2010

DRAFT

- CB **Patrick Robinson** (1)
- T **Charles Brown** (2)
- TE **Jimmy Graham** (3)
- C/G **Matt Tennant** (5)

FREE AGENTS

- G/T **Roger Allen** (FA)
- WR **Adrian Arrington** (FA)
- WR **Montez Billings** (FA)
- QB **Sean Canfield** (FA)
- DE **Alex Brown** (FA)
- LB **Ezra Butler** (FA)
- FB **Jed Collins** (FA)
- G **Brian de la Puente** (FA)
- LS **Justin Drescher** (FA)
- DE **Junior Galette** (Rookie FA)
- LB **Ramon Humber** (FA)
- TE **Tory Humphrey** (FA)
- RB **Chris Ivory** (Rookie FA)
- DT **Mitch King** (FA)
- TE **Tyler Lorenzen** (FA)
- DT **Swanson Miller** (FA)
- CB **Mark Parson** (FA)
- WR **Andy Tanner** (FA)
- RB **Chris Taylor** (FA)
- CB **Leigh Torrence** (FA)

2011

DRAFT

- DE **Cameron Jordan** (1a)
- RB **Mark Ingram** (1b)
- LB **Martez Wilson** (3a)
- CB **Johnny Patrick** (3b)
- DE **Greg Romeus** (7a)
- LB **Nate Bussey** (7b)

FREE AGENTS

- S **Isa Abdul-Quddus** (Rookie FA)
- RB **Joique Bell** (FA)
- T **Jordan Black** (FA)
- WR **John Chiles** (FA)
- WR **Jarred Fayson** (Rookie FA)
- T **George Foster** (FA)
- DT **Aubrayo Franklin** (UFA-SF)
- G **Dan Gay** (FA)
- FB **Korey Hall** (UFA-GB)
- LB **Will Herring** (UFA-Sea.)
- TE **Michael Higgins** (Rookie FA)
- FB **Kolby Hurt** (Rookie FA)
- LB **Clint Ingram** (FA)
- DT **Tom Johnson** (FA)
- C **Olin Kreutz** (UFA-Chi.)
- CB **Terrail Lambert** (FA)
- DT **Dexter Larimore** (Rookie FA)
- DE **Turk McBride** (UFA-Det.)
- CB **Trumaine McBride** (UFA-Arz.)
- S **DeAndre McDaniel** (Rookie FA)
- WR **Joseph Morgan** (Rookie FA)
- LS **Kyle Nelson** (Rookie FA)
- C **Cecil Newton** (FA)
- S **Paul Oliver** (UFA-SD)
- LB **Dwight Roberson** (Rookie FA)
- DT **Shaun Rogers** (FA)
- RB **Darren Sproles** (UFA-SD)
- C **Ryan Taylor** (Rookie FA)
- CB **Fabian Washington** (UFA-Bal.)

TRADES

- S **Jonathon Amaya** (Mia.)



REVIEW

2010 NFL SEASON IN REVIEW

2010 NFL Standings

National Football Conference

NFC East						
	W	L	T	PCT.	PTS.	PA
Philadelphia	10	6	0	.625	439	377
New York Giants	10	6	0	.625	394	347
Dallas	6	10	0	.375	394	436
Washington	6	10	0	.375	302	377

NFC North						
	W	L	T	PCT.	PTS.	PA
Chicago	11	5	0	.688	334	286
Green Bay	10	6	0	.625	388	240
Detroit	6	10	0	.375	362	369
Minnesota	6	10	0	.375	281	348

NFC South						
	W	L	T	PCT.	PTS.	PA
Atlanta	13	3	0	.813	414	288
New Orleans	11	5	0	.688	384	307
Tampa Bay	10	6	0	.625	341	318
Carolina	2	14	0	.125	196	408

NFC West						
	W	L	T	PCT.	PTS.	PA
Seattle	7	9	0	.438	310	407
St. Louis	7	9	0	.438	289	328
San Francisco	6	10	0	.375	305	346
Arizona	5	11	0	.313	289	434

American Football Conference

AFC East						
	W	L	T	PCT.	PTS.	PA
New England	14	2	0	.875	518	313
New York Jets	11	5	0	.688	367	304
Miami	7	9	0	.438	273	333
Buffalo	4	12	0	.250	283	425

AFC North						
	W	L	T	PCT.	PTS.	PA
Pittsburgh	12	4	0	.750	375	232
Baltimore	12	4	0	.750	357	270
Cleveland	5	11	0	.313	271	332
Cincinnati	4	12	0	.250	322	395

AFC South						
	W	L	T	PCT.	PTS.	PA
Indianapolis	10	6	0	.625	435	388
Jacksonville	8	8	0	.500	353	419
Houston	6	10	0	.375	390	427
Tennessee	6	10	0	.375	356	339

AFC West						
	W	L	T	PCT.	PTS.	PA
Kansas City	10	6	0	.625	366	326
San Diego	9	7	0	.563	441	322
Oakland	8	8	0	.500	410	371
Denver	4	12	0	.250	344	471

2010 NFL PostSeason Results



NFC WILD CARD PLAYOFF GAMES

Seattle Seahawks 41, New Orleans Saints 36
Green Bay Packers 21, Philadelphia Eagles 16

AFC WILD CARD PLAYOFF GAMES

New York Jets 17, Indianapolis Colts 16
Baltimore Ravens 30, Kansas City Chiefs 7



NFC DIVISIONAL PLAYOFF GAMES

Green Bay Packers 48, Atlanta Falcons 21
Chicago Bears 35, Seattle Seahawks 24

AFC DIVISIONAL PLAYOFF GAMES

Pittsburgh Steelers 31, Baltimore Ravens 24
New York Jets 28, New England Patriots 21



NFC CHAMPIONSHIP GAME

Green Bay Packers 21, Chicago Bears 14



AFC CHAMPIONSHIP GAME

Pittsburgh Steelers 24, New York Jets 19



SUPER BOWL XLV

Green Bay Packers 31, Pittsburgh Steelers 25

2010REGULARSEASONFINALSTATISTICS

RECORD: 11-5 FINISH: 2nd-NFC SOUTH

Date	W/L	Score	Opponent	Attendance	SCORING	TD	R	Pa	Rt	PAT	FG	S	TP	PUNT RETURNS	Ret	FC	Yds	Avg	Long	TD
09/09	W	14-9	MINNESOTA	70,051	Jenkins	1	0	0	1		0	6		Bush	14	2	92	6.6	43	0
09/20	W	25-12	at San Francisco	69,732	Team	44	9	33	2	43/43	25/31	1	384	Moore	11	16	112	10.2	72	0
09/26	L	24-27	ATLANTA	70,051	Opponents	32	13	13	6	27/29	28/34	0	307	Porter	2	0	6	3.0	4	0
10/03	W	16-14	CAROLINA	70,016										Team	27	18	210	7.8	72	0
10/10	W	20-30	at Arizona	62,621	2-Pt. Conversions: Team 0-1, Opponents 2-3									Opponents	26	10	310	11.9	69	0
10/17	W	31-6	at Tampa Bay	51,759																
10/24	L	17-30	CLEVELAND	70,077	SACKS:	Ellis	6	Smith	5.5,	Brown	4			KICKOFF RET.	No.	Yds	Avg	Long	TD	
10/31	W	20-10	PITTSBURGH	70,011	Charles	3	Harper	3,	A. Wilma	2				Roby	33	785	23.8	39	0	
11/07	W	34-3	at Carolina	73,191	Wilker	2	Ayodele	1,	Dunbar	1,	Hargrove			P. Thomas	7	154	22.0	32	0	
11/21	W	34-19	SEATTLE	70,015	J. Jenkins	1,	M. Mitchell	1,	Torrence	1				Henderson	6	142	23.7	27	0	
11/25	W	30-27	at Dallas	93,985	Saints	33,	Opponents	26						H. Evans	4	45	11.3	13	0	
12/05	W	34-30	at Cincinnati	59,963										Betts	1	23	23.0	23	0	
12/12	W	31-13	ST. LOUIS	70,015	FUM/LOST:	Brees	9/2,	Ivory	4/2,	Bush	2/1,			Bush	1	32	32.0	32	0	
12/19	L	24-30	at Baltimore	71,432	Moore	2/1,	Betts	1/1,	Daniel	1/0,	Graham			Giordano	0	0	---	---	0	
12/27	W	17-14	at Atlanta	70,144	1/0, J. Jones (LG)	1/1,	J. Jones (TM)	1/1,						Team	52	1181	22.7	39	0	
01/02	L	13-23	TAMPA BAY	70,068	Roby	1/1,	Smith	1/0						Opponents	66	1592	24.1	69	0	

TEAM STATISTICS	N.O.	OPP	RUSHING	No.	Yds	Avg	LG	TD	FIELD GOALS	1-19	20-29	30-39	40-49	50+
Total First Downs	351	273	Ivory	137	716	5.2	55t	5	Hartley	1/1	4/6	7/9	6/7	2/2
Rushing	94	94	P. Thomas	83	269	3.2	16	2	Carney	0/0	1/2	4/4	0/0	0/0
Passing	236	150	J. Jones LG	60	223	3.7	54	0	Team	1/1	5/8	11/13	6/7	2/2
Penalty	21	29	J. Jones TM	48	193	4.0	54	0	Opponents	1/1	1/11	5/5	10/14	1/3
3rd Down: Made/Att	106/217	70/203	Betts	45	150	3.3	12	2						
3rd Down Pct.	48.8	34.5	Bush	36	150	4.2	23	0	Hartley:	46N,32N)(46G,19G,37G)(32G,29N)(0				
4th Down: Made/Att	5/11	15/23	Daniel	2	16	8.0	16	0	(0)(27G,33N)(32G)(31G,23G)(31G,36G)(27N)					
4th Down Pct.	45.5	65.2	Meachem	4	14	3.5	8	0	(50G,45G,28G)(48G,24G)(40G)(47G)(52G)					
POSSESSION AVG.	31:39	28:21	Henderson	3	8	2.7	9	0	(45G,38G)					
TOTAL NET YARDS	5960	4900	Graham	1	3	3.0	3	0	Carney:	0(0)(32G,32G,25G)(31G,32G,29N)(0				
Avg. Per Game	372.5	306.3	H. Evans	2	2	1.0	2	0	(000000000)					
Total Plays	1067	948	Colston	1	1	1.0	1	0	Opponents:	41G)(0)(23G,46G)(0)(37G,44G,29G)				
Avg. Per Play	5.6	5.2	Brees	18	-3	-0.2	7	0	(40N,47N)(23G,21G,48G)(19G,51N)(20G,					
NET YARDS RUSHING	1519	1797	Team	380	1519	4.0	55t	9	40N)(20G,43G,43G,20G)(21G,53G,59N)(29G,					
Avg. Per Game	94.9	112.3	Opponents	421	1797	4.3	68	13	23G,47G)(38G,45G,46N)(33G,32G,27G)(
Total Rushes	380	421							(43G,32G,48G)					
NET YARDS PASSING	4441	3103	Receiving	No.	Yds	Avg	Long	TD	2010 NFC SOUTH STANDINGS					
Avg. Per Game	277.6	193.9	Colston	84	1023	12.2	43	7	Saints Finish: Second Place					
Sacked/Yards Lost	26/195	33/250	Moore	66	763	11.6	80t	8	Atlanta	13	3	0	.813	
Gross Yards	4636	3353	Meachem	44	638	14.5	55	5	New Orleans	11	5	0	.688	
Att./Completions	661/450	494/306	Shockey	41	408	10.0	31	3	Tampa Bay	10	6	0	.625	
Completion Pct.	68.1	61.9	Henderson	34	464	13.6	57	1	Carolina	2	14	0	.125	
Had Intercepted	22	9	Bush	34	208	6.1	20	1						
PUNTS/AVERAGE	57/45.9	67/44.7	Graham	31	356	11.5	52	5						
NET PUNTING AVG.	57/38.4	67/40.6	D. Thomas	30	219	7.3	22	2						
PENALTIES/YARDS	90/884	88/701	P. Thomas	29	201	6.9	23	0						
FUMBLES/BALL LOST	23/9	34/16	Betts	23	141	6.1	25	0						
TOUCHDOWNS	44	32	J. Jones LG	17	59	3.5	13	0						
Rushing	9	13	J. Jones TM	17	59	3.5	13	0						
Passing	33	13	Arrington	7	79	11.3	17	0						
Returns	2	6	H. Evans	7	41	5.9	18	1						
			Ivory	1	17	17.0	17	0						
			Humphrey	1	12	12.0	12	0						
			Brees	1	7	7.0	7	0						
			Team	450	4636	10.3	80t	33						
			Opponents	306	3353	11.0	68	13						

SCORE BY PERIODS	Q1	Q2	Q3	Q4	OT	PTS
Team	112	93	74	105	0	384
Opponents	33	112	53	106	3	307

SCORING	TD	Ru	Pa	Rt	PAT	FG	S	TP
Hartley	0	0	0	0	40/40	20/25	0	100
Moore	8	0	8	0			0	48
Colston	7	0	7	0			0	42
Graham	5	0	5	0			0	30
Ivory	5	5	0	0			0	30
Meachem	5	0	5	0			0	30
Carney	0	0	0	0	3/3	5/6	0	18
Shockey	3	0	3	0			0	18
Betts	2	2	0	0			0	12
P. Thomas	2	2	0	0			0	12
D. Thomas	2	2	0	0			0	12
Bush	1	0	1	0			0	6
H. Evans	1	0	1	0			0	6
Greer	1	0	1	0			0	6
Henderson	1	0	1	0			0	6

INTERCEPTIONS	NO.	YDS	AVG	LONG	TD
Jenkins	2	105	52.5	96t	1
Greer	2	50	25.0	26	1
Torrence	1	21	21.0	21	0
Harper	1	6	6.0	6	0
Porter	1	5	5.0	5	0
Wilma	1	5	5.0	5	0
Smith	1	4	4.0	4	0
Team	9	196	21.8	96t	2
Opponents	22	344	15.6	66	4

PUNTING	No.	Yds	Avg	Net	TB	In	Lg	B
Mostead	57	2618	45.9	38.4	6	21	64	0
Team	57	2618	45.9	38.4	6	21	64	0
Opponents	67	2993	44.7	40.6	3	26	59	0

PASSING	Att	Cmp	Yds	Cmp%	Yds/Att	TD	TD%	Int	Int%	Long	Sack/Lost	Rating
Brees	658	448	4620	68.1	7.02	33	5.0	22	3.3	80t	25/ 185	90.9
Daniel	3	2	16	66.7	5.33	0	0.0	0	0.0	9	1/ 10	79.9
Team	661	450	4636	68.1	7.01	33	5.0	22	3.3	80t	26/ 195	90.8
Opponents	494	306	3353	61.9	6.79	13	2.6	9	1.8	68	33/ 250	83.2

2010 REGULAR SEASON DEFENSIVE STATISTICS

Name	Regular Defensive Plays										Special Teams					MISC			
	TKL	AST	TOT	SACK/YDS	INT	PD	FF	FR			TKL	AST	FF	FR	BL	TKL	AST	FF	FR
JONATHAN VILMA	69	62	131	4	51	1	4	2	1		0	0	0	0	0	0	0	0	0
ROMAN HARPER	82	18	100	3	33	1	10	5	1		5	4	0	0	0	0	0	0	0
SCOTT SHANLE	46	52	98	0	0	0	3	1	1		1	0	0	0	0	0	0	0	0
MALCOLM JENKINS	56	26	82	1	4	2	11	1	2		2	2	0	0	0	0	0	0	0
SEDRICK ELLIS	30	48	78	6	48	0	3	1	0		0	0	0	0	0	0	0	0	0
REMI AYODELE	25	48	73	1	0	0	1	1	0		0	0	0	0	1	0	0	0	0
JABARI GREER	56	16	72	0	0	2	10	0	1		0	0	0	0	0	0	0	0	0
WILL SMITH	31	39	70	5.5	35	1	5	1	0		0	0	0	0	0	0	0	0	0
TRACY PORTER	48	15	63	0	0	1	8	0	1		0	0	0	0	0	0	0	0	0
DANNY CLARK	32	27	59	0	0	0	1	1	0		2	2	0	0	0	0	0	0	0
ANTHONY HARGROVE	21	30	51	1	0	0	0	1	0		3	3	1	0	0	0	0	0	0
JO-LONN DUNBAR	28	22	50	1	2	0	2	1	1		2	2	0	0	0	0	0	0	0
ALEX BROWN	27	18	45	2	13	0	3	1	1		0	0	0	0	0	0	0	0	0
JIMMY WILKERSON	19	24	43	2	11	0	0	0	0		0	0	0	0	0	0	0	0	0
MARVIN MITCHELL	20	18	38	1	4	0	3	2	2		10	3	0	0	0	0	0	0	0
JEFF CHARLESTON	21	14	35	3	28	0	2	2	1		3	4	0	0	0	0	0	0	0
DARREN SHARPER	14	13	27	0	0	0	2	1	1		0	0	0	0	0	0	0	0	0
PATRICK ROBINSON	20	5	25	0	0	0	3	0	0		3	1	0	0	0	0	0	0	0
LEIGH TORRENCE	16	6	22	1	14	1	3	0	0		6	5	0	0	0	0	0	0	0
USAMA YOUNG	14	2	16	1	4	0	3	0	0		7	4	0	0	0	0	0	0	0
PIERSON PRIOLEAU	1	7	8	0.5	3	0	0	0	0		9	12	0	0	0	0	0	0	0
RANDALL GAY	4	0	4	0	0	0	0	0	0		1	0	0	0	0	0	0	0	0
CHRIS REIS	1	2	3	0	0	0	0	0	0		1	0	0	0	0	0	0	0	0
JUNIOR GALETTE	1	1	2	0	0	0	0	0	0		3	1	0	0	0	0	0	0	0
MATT GIORDANO	0	1	1	0	0	0	0	0	0		2	4	0	0	0	0	0	0	0
KAWIKA MITCHELL	0	1	1	0	0	0	0	0	0		0	1	0	0	0	0	0	0	0
COURTNEY ROBY	0	0	0	0	0	0	0	0	0		10	3	0	2	0	0	0	0	0
ANTHONY WATERS	0	0	0	0	0	0	0	0	0		8	4	0	0	0	0	0	0	0
STANLEY ARNOUX	0	0	0	0	0	0	0	0	0		3	3	1	0	0	0	0	0	0
RAMON HUMBER	0	0	0	0	0	0	0	0	0		2	0	0	0	0	0	0	0	0
DeSHAWN WYNN	0	0	0	0	0	0	0	0	0		1	1	0	0	0	0	0	0	0
JASON KYLE	0	0	0	0	0	0	0	0	0		1	1	1	1	0	0	0	0	0
JIMMY GRAHAM	0	0	0	0	0	0	0	0	0		1	0	0	1	0	1	0	0	1
K.C. ASIODU	0	0	0	0	0	0	0	0	0		1	0	0	0	0	0	0	0	0
THOMAS MORSTEAD	0	0	0	0	0	0	0	0	0		1	0	0	0	0	0	0	0	0
JUSTIN DRESCHER	0	0	0	0	0	0	0	0	0		0	1	0	0	0	0	0	0	0
LANCE MOORE	0	0	0	0	0	0	0	0	0		0	0	0	0	0	4	0	0	0
JON STINCHCOMB	0	0	0	0	0	0	0	0	0		0	0	0	0	0	3	0	0	2
DAVID THOMAS	0	0	0	0	0	0	0	0	0		0	0	0	0	0	2	0	0	1
ROBERT MEACHEM	0	0	0	0	0	0	0	0	0		0	0	0	0	0	2	0	0	0
CARL NICKS	0	0	0	0	0	0	0	0	0		0	0	0	0	0	1	0	0	0
CHARLES BROWN	0	0	0	0	0	0	0	0	0		0	0	0	0	0	1	0	0	0
CHRIS IVORY	0	0	0	0	0	0	0	0	0		0	0	0	0	0	1	0	0	0
JEREMY SHOCKEY	0	0	0	0	0	0	0	0	0		0	0	0	0	0	1	0	0	0
JERMON BUSHROD	0	0	0	0	0	0	0	0	0		0	0	0	0	0	1	0	0	0
LADELL BETTS	0	0	0	0	0	0	0	0	0		0	0	0	0	0	1	0	0	0
MARQUES COLSTON	0	0	0	0	0	0	0	0	0		0	0	0	0	0	1	0	0	0
DREW BREES	0	0	0	0	0	0	0	0	0		0	0	0	0	0	0	0	0	4
JONATHAN GOODWIN	0	0	0	0	0	0	0	0	0		0	0	0	0	0	0	0	0	1
REGGIE BUSH	0	0	0	0	0	0	0	0	0		0	0	0	1	0	0	0	0	1
Totals	682	515	1197	33	250	9	77	21	13		88	61	3	5	1	19	0	0	10

Defense: **TKL**: tackle, **AST**: assist, **TOT**: total, **INT**: interception, **PD**: pass defense, **FF**: forced fumble, **FR**: fumble recovery. **Special Teams**: **BL**: kicks blocked.

2010POSTSEASONFINALSTATISTICS

RECORD: 0-1

Date	W/L	Score	Opponent	Attendance	SCORING	TD	Ru	Pa	Rt	PAT	FG	S	TP	INTERCEPTIONS	No.	Yds	Avg	Long	TD
01/08 <td>L<td>36-41</td><td>at Seattle</td><td>66,336</td><td>Hartley</td><td>0</td><td>0</td><td>0</td><td>0</td><td>3/3</td><td>3/3</td><td>0</td><td>12</td><td>Greer</td><td>1</td><td>10</td><td>10.0</td><td>10</td><td>0</td></td>	L <td>36-41</td> <td>at Seattle</td> <td>66,336</td> <td>Hartley</td> <td>0</td> <td>0</td> <td>0</td> <td>0</td> <td>3/3</td> <td>3/3</td> <td>0</td> <td>12</td> <td>Greer</td> <td>1</td> <td>10</td> <td>10.0</td> <td>10</td> <td>0</td>	36-41	at Seattle	66,336	Hartley	0	0	0	0	3/3	3/3	0	12	Greer	1	10	10.0	10	0
					J. Jones LG2	2	0	0	0	0	0	0	12	Team	1	10	10.0	10	0
					J. Jones TM2	2	0	0	0	0	0	0	12	Opponents	0	0	---	---	0
					H. Evans	1	0	1	0	0	0	0	6						
					Henderson	1	0	1	0	0	0	0	6						
					Team	4	2	2	0	3/3	3/3	0	36						
					Opponents	5	1	4	0	5/5	2/2	0	41						
					2-PT. Conversions: Team 0-1, Opponents 0-0														
					SACKS: A. Brown 1, Shanle 1, Saints 2, Opponents 1														
					FUM/LOST: Brees 1/0, J. Jones (TM) 1/1, J. Jones (LG) 1/1														
</																			

2010 POSTSEASON DEFENSIVE STATISTICS

Name	Regular Defensive Plays									Special Teams					MISC			
	TKL	AST	TOT	SACK/YDS	INT	PD	FF	FR		TKL	AST	FF	FR	BL	TKL	AST	FF	FR
JONATHAN VILMA	6	4	10	0	0	0	1	0	0	0	0	0	0	0	0	0	0	0
ALEX BROWN	7	1	8	1	1	0	1	0	0	0	0	0	0	0	0	0	0	0
JO-LONN DUNBAR	4	4	8	0	0	0	0	0	0	0	0	0	0	0	0	0	0	0
SCOTT SHANLE	4	4	8	1	6	0	0	0	0	0	0	0	0	0	0	0	0	0
DARREN SHARPER	4	4	8	0	0	0	0	0	0	0	0	0	0	0	0	0	0	0
ROMAN HARPER	4	3	7	0	0	0	0	0	0	0	0	0	0	0	0	0	0	0
JABARI GREER	4	1	5	0	0	1	1	0	0	0	0	0	0	0	0	0	0	0
WILL SMITH	4	0	4	0	0	0	0	0	0	0	0	0	0	0	0	0	0	0
TRACY PORTER	3	1	4	0	0	0	0	0	0	0	0	0	0	0	0	0	0	0
JEFF CHARLESTON	2	1	3	0	0	0	0	0	0	0	0	0	0	0	0	0	0	0
REMI AYODELE	1	1	2	0	0	0	0	0	0	0	0	0	0	0	0	0	0	0
SEDRICK ELLIS	1	1	2	0	0	0	0	0	0	0	0	0	0	0	0	0	0	0
MARVIN MITCHELL	1	0	1	0	0	0	0	0	0	0	0	0	0	0	0	0	0	0
PATRICK ROBINSON	1	0	1	0	0	0	1	0	0	0	0	0	0	0	0	0	0	0
JIMMY WILKERSON	1	0	1	0	0	0	0	0	0	0	0	0	0	0	0	0	0	0
RAMON HUMBER	0	0	0	0	0	0	0	0	0	2	0	0	0	0	0	0	0	0
KAWIKA MITCHELL	0	0	0	0	0	0	0	0	0	1	1	0	0	0	0	0	0	0
JUNIOR GALETTE	0	0	0	0	0	0	0	0	0	1	0	0	0	0	0	0	0	0
LEIGH TORRENCE	0	0	0	0	0	0	0	0	0	1	0	0	0	0	0	0	0	0
ANTHONY WATERS	0	0	0	0	0	0	0	0	0	1	0	0	0	0	0	0	0	0
JULIUS JONES	0	0	0	0	0	0	0	0	0	0	0	0	0	0	1	0	0	1
Totals	47	25	72	2	7	1	4	0	0	6	1	0	0	0	1	0	0	1

Defense: TKL: tackle, **AST:** assist, **TOT:** total, **INT:** interception, **PD:** pass defense, **FF:** forced fumble, **FR:** fumble recovery. **Special Teams:** BL: kicks blocked.

SPORTS ILLUSTRATED SPORTSMAN OF THE YEAR

QB **Drew Brees**

ASSOCIATED PRESS 2010 ATHLETE OF THE YEAR

QB **Drew Brees**

PRO BOWL

QB **Drew Brees**, G **Jahri Evans** (starter), S **Roman Harper**, G **Carl Nicks** and LB **Jonathan Vilma**.

ASSOCIATED PRESS ALL-PRO

G **Jahri Evans** (first team)

G **Carl Nicks** (second team)

S **Malcolm Jenkins** (second team)

S **Darren Sharper** (second team)

SPORTING NEWS ALL-PRO

G **Jahri Evans**

PRO FOOTBALL WEEKLY/PFWA ALL-NFL

G **Jahri Evans**

USA TODAY ALL-JOE

WR **Marques Colston**

S **Malcolm Jenkins**

SPORTING NEWS ALL-ROOKIE

RB **Chris Ivory**

PRO FOOTBALL WEEKLY/PFWA ALL-ROOKIE

RB **Chris Ivory**

ED BLOCK COURAGE AWARD

FB **Heath Evans**

In a vote by his teammates, Evans was honored as the 2010 recipient of the Ed Block Courage Award, which is presented to a player from all 32 NFL teams who best exemplifies the principles of sportsmanship and courage. The award is presented to players who conduct themselves as role models in the community and serve as an inspiration to their teammates.

2010 NEW ORLEANS SAINTS MAN OF THE YEAR

LB **Jonathan Vilma**

2010 Saints award winner and league nominee for Walter Payton NFL Man of the Year for his dedication to community and charitable endeavors and his excellent play on the field.

NFC Player of the Month Awards

NFC SPECIAL TEAMS PLAYER OF THE MONTH

SEPTEMBER: WR **Courtney Roby**

During the three-game stretch, Roby had five special teams tackles, one special teams fumble recovery and nine kickoff returns for 232 yards (25.8 avg.)

NFC PLAYER OF THE WEEK AWARDS

NFC SPECIAL TEAMS PLAYER OF THE WEEK WEEK 2: K **Garrett Hartley**

New Orleans Saints 25, San Francisco 49ers 22 @ Candlestick Park, Sept. 20, 2010
Three-for-three on field goal attempts from 46, 19 and 37 yards, including the game-winner as time expired.

NFC DEFENSIVE PLAYER OF THE WEEK WEEK 12: S **Malcolm Jenkins**

New Orleans Saints 30, Dallas Cowboys 27 @ Cowboys Stadium, Nov. 25, 2010
Recorded five tackles and made a game-saving play late in the fourth quarter when he chased down Cowboys WR **Roy Williams**, stripping the ball and recovering it.

NFC DEFENSIVE PLAYER OF THE WEEK WEEK 14: S **Malcolm Jenkins**

New Orleans Saints 31, St. Louis Rams 13 @ Louisiana Superdome, Dec. 12, 2010
Recorded five tackles (four solo) with two interceptions in the red zone for 105 return yards, one a 96-yard return for a touchdown and one pass defense.

2010HONORS

NFL Weekly Awards

FEDEX GROUND PLAYER OF THE WEEK AND PEPSI NFL ROOKIE OF THE WEEK

WEEK 6: RB **Chris Ivory**

New Orleans Saints 31, Tampa Bay
Buccaneers 6 @ Raymond James Stadium,
Oct. 17, 2010

15 carries for 158 yards (10.5 avg.) rushing

MADDEN PROTECTORS OF THE WEEK

WEEK 6: Saints offensive line

New Orleans Saints 31, Tampa Bay
Buccaneers 6 @ Raymond James Stadium,
Oct. 17, 2010

The New Orleans offensive line spurred the
Saints to gain 212 yards on the ground,
including a 15 carries for 158 yards (10.5)
by the rookie Ivory.

GMC NEVER SAY NEVER MOMENT OF THE WEEK

WEEK 12: S **Malcolm Jenkins**

New Orleans Saints 30, Dallas Cowboys 27
@ Cowboys Stadium, Nov. 25, 2010

In addition to earning conference defensive
player of the week honors, Jenkins' strip of
Williams was honored individually.



2010 GAME BY GAME STARTERS

OFFENSE												
Date	Opp.	WR	LT	LG	C	RG	RT	TE	WR	QB	RB	FB
9/9	MIN	Colston	Bushrod	Nicks	Goodwin	J. Evans	Stinchcomb	D. Thomas	Henderson	Brees	Bush	Meachem (WR)
9/20	@SF	Colston	Bushrod	Nicks	Goodwin	J. Evans	Stinchcomb	Shockey	Henderson	Brees	Bush	H. Evans
9/26	ATL	Meachem	Bushrod	Nicks	Goodwin	J. Evans	Stinchcomb	Shockey	D. Thomas (TE)	Brees	P. Thomas	H. Evans
10/3	CAR	Colston	Bushrod	Nicks	Goodwin	J. Evans	Stinchcomb	Stret	Henderson	Brees	Ivory	H. Evans
10/10	@Arz	Colston	Bushrod	Nicks	Goodwin	J. Evans	Stinchcomb	Shockey	Henderson	Brees	Betts	Graham (TE)
10/17	@TB	Colston	Bushrod	Nicks	Goodwin	J. Evans	Stinchcomb	Shockey	Meachem	Brees	Ivory	D. Thomas (TE)
10/24	CLE	Colston	Bushrod	Nicks	Goodwin	J. Evans	Stinchcomb	Shockey	Henderson	Brees	Ivory	H. Evans
10/31	PIT	Meachem	Bushrod	Nicks	Goodwin	J. Evans	Stinchcomb	Shockey	Henderson	Brees	Jones	D. Thomas (TE)
11/7	@Car	Meachem	Bushrod	Nicks	Goodwin	J. Evans	Stinchcomb	Shockey	D. Thomas	Brees	Bush	Graham (TE)
11/21	SEA	Colston	Bushrod	Nicks	Goodwin	J. Evans	Stinchcomb	D. Thomas	Henderson	Brees	Bush	H. Evans
11/25	@Dal	Colston	Bushrod	Nicks	Goodwin	J. Evans	Stinchcomb	Shockey	Graham (TE)	Brees	Bush	Humphrey (TE)
12/5	@Cin	Colston	Bushrod	Nicks	Goodwin	J. Evans	Stinchcomb	Shockey	Henderson	Brees	Bush	Moore (WR)
12/12	StL	Colston	Bushrod	Nicks	Goodwin	J. Evans	Stinchcomb	Shockey	Henderson	Brees	P. Thomas	D. Thomas (TE)
12/19	@Bal	Colston	Bushrod	Nicks	Goodwin	J. Evans	Stinchcomb	Shockey	Graham (TE)	Brees	P. Thomas	Stret (TE)
12/27	@Atl	Meachem	Bushrod	Nicks	Goodwin	J. Evans	Stinchcomb	Shockey	Henderson	Brees	H. Evans	Humphrey (TE)
1/2	TB	Meachem	Bushrod	Nicks	Goodwin	J. Evans	Stinchcomb	Graham	Henderson	Brees	Bush	H. Evans
DEFENSE												
Date	Opp.	LDE	NT	DT	RDE	SLB	MLB	WLB	LCB	RCB	SS	FS
9/9	MIN	A. Brown	Ayodele	Ellis	Smith	Dunbar	Vilma	Shanle	Greer	Porter	Harper	Jenkins
9/20	@SF	A. Brown	Ayodele	Ellis	Smith	Dunbar	Vilma	Shanle	Greer	Porter	Harper	Jenkins
9/26	ATL	A. Brown	Ayodele	Ellis	Smith	Dunbar	Vilma	Shanle	Greer	Porter	Harper	Jenkins
10/3	CAR	A. Brown	Ayodele	Ellis	Smith	Dunbar	Vilma	Shanle	Greer	Porter	Prieau	Jenkins
10/10	@Arz	A. Brown	Ayodele	Ellis	Charleston	Dunbar	Vilma	Shanle	Greer	Robinson	Harper	Jenkins
10/17	@TB	A. Brown	Ayodele	Ellis	Smith	Dunbar	Vilma	Dunbar	Greer	Robinson	Harper	Jenkins
10/24	CLE	A. Brown	Ayodele	Ellis	Smith	Clark	Vilma	Dunbar	Jenkins	Robinson	Harper	Young
10/31	PIT	A. Brown	Ayodele	Ellis	Smith	Clark	Vilma	Shanle	Jenkins	Robinson	Harper	Young
11/7	@Car	A. Brown	Ayodele	Ellis	Smith	Clark	Vilma	Shanle	Jenkins	Porter	Harper	Sharper
11/21	SEA	A. Brown	Ayodele	Ellis	Smith	Clark	Vilma	Shanle	Greer	Porter	Harper	Young
11/25	@Dal	A. Brown	Ayodele	Ellis	Smith	Clark	Vilma	Shanle	Greer	Porter	Harper	Jenkins
12/5	@Cin	A. Brown	Ayodele	Ellis	Smith	Clark	Vilma	Shanle	Greer	Porter	Harper	Jenkins
12/12	StL	A. Brown	Ayodele	Ellis	Smith	Clark	Vilma	Shanle	Greer	Porter	Harper	Jenkins
12/19	@Bal	A. Brown	Ayodele	Ellis	Smith	Clark	Vilma	Shanle	Greer	Porter	Harper	Jenkins
12/27	@Atl	A. Brown	Ayodele	Ellis	Smith	Dunbar	Vilma	Shanle	Greer	Porter	Harper	Jenkins
1/2	TB	A. Brown	Ayodele	Ellis	Smith	Clark	Vilma	Shanle	Greer	Porter	Harper	Jenkins

2010 GAME BY GAME SAINTS

Game	1st Downs					Offense		Net Rushing		Net Passing				Fumbl.		Pen.		Punts		Returns				TDs		PAT		FG	2P	TOTP								
	Pts	T	R	Pa	Pe	AT	Yards	Avg.	Att	Yards	Avg.	A	C	Yds	TD	Int	Sk	Yds	#	Est	#	Yds	#	Yds	Avg.	P	Yds				MO	Yds	Int	Yds	Ru	Pa	Ret	M/A
MNN	14	18	6	12	0	62	308	5.0	25	79	3.2	36	27	229	1	0	1	8	1	0	3	20	5	216	43.2	3	7	3	70	1	5	1	1	0	2.2	0/2	0/0	33.43
@SF	25	17	1	14	2	64	287	4.5	24	50	2.1	38	28	237	2	0	2	17	1	0	5	54	6	280	46.7	3	43	4	90	2	11	0	2	0	2.2	3/3	0/0	32.40
ATL	24	20	3	17	0	56	398	7.1	16	43	2.7	38	30	355	3	2	2	10	1	1	4	38	2	98	49.0	1	72	3	81	0	0	0	3	0	3.3	1/2	0/0	27.15
CAR	16	27	9	16	2	79	383	4.8	29	121	4.2	48	33	262	1	0	2	13	3	2	4	36	3	160	53.3	4	16	2	51	0	0	0	1	0	1/1	3/3	0/0	38.22
@KC	20	19	6	12	1	62	338	5.8	22	85	3.9	39	24	273	2	3	1	6	2	1	6	45	3	138	46.0	0	0	5	134	1	26	0	2	0	2.2	2/3	0/0	30.01
@TB	31	27	14	13	0	64	475	7.4	32	212	6.6	32	21	263	3	1	0	0	2	0	9	80	1	46	46.0	1	-3	1	8	0	0	1	3	0	4.4	1/2	0/0	31.29
CLE	17	25	2	21	2	77	394	5.1	18	58	3.2	56	37	336	2	4	3	20	2	0	7	98	4	204	51.0	2	-1	4	83	0	0	0	2	0	2.2	1/1	0/0	35.34
PTT	20	19	3	14	2	67	318	4.7	21	30	1.4	44	34	288	2	1	2	17	1	1	3	35	4	175	43.8	1	17	3	83	1	21	0	2	0	2.2	2/2	0/0	34.06
@CAR	34	27	9	14	4	76	408	5.4	32	165	5.2	43	27	243	2	1	1	10	1	0	7	64	5	232	46.4	3	15	1	21	1	24	1	2	1	4.4	2/2	0/0	34.41
SEA	34	26	5	20	1	72	494	6.9	29	112	3.9	43	29	382	4	2	0	0	0	0	3	24	1	40	40.0	0	0	1	25	0	0	1	4	0	4.4	0/1	0/1	33.45
@DAL	30	21	5	16	0	62	414	6.7	21	81	3.9	39	23	333	1	1	2	19	2	1	4	30	2	120	60.0	1	0	1	22	1	4	2	1	0	3.3	3/3	0/0	25.19
@CIN	34	19	8	10	1	53	436	8.2	22	146	6.6	29	24	290	2	1	2	23	1	0	11	100	3	136	45.3	1	2	7	116	0	0	2	2	0	4.4	2/2	0/0	27.27
SLC	31	22	8	13	1	70	345	4.9	29	132	4.6	40	25	213	3	2	1	8	1	1	5	55	2	90	45.0	2	16	3	69	2	105	0	3	1	4.4	1/1	0/0	33.01
@BAL	24	21	3	16	2	63	269	4.3	14	27	1.9	46	29	242	3	1	3	25	2	0	6	68	6	253	42.2	1	9	6	143	0	0	0	3	0	3.3	1/1	0/0	28.31
@MIA	17	23	6	17	0	74	368	5.0	24	72	3.0	49	35	296	1	2	1	6	0	0	8	92	7	317	45.3	3	10	2	43	0	0	1	1	0	2.2	1/1	0/0	36.35
TB	13	20	6	11	3	66	305	4.6	22	106	4.8	41	24	199	1	1	3	13	3	2	5	45	3	113	37.7	1	7	6	142	0	0	0	1	0	1/1	2/2	0/0	30.57
Totals	384	351	94	226	21	1167	5560	5.6	380	1519	4.0	661	450	4441	33	22	26	195	23	9	90	884	57	2618	45.9	27	210	52	1181	9	196	9	33	2	43/43	25/31	0/1	31.39

2010 GAME BY GAME OPPONENTS

	1st Downs				Offense		Net Rushing		Net Passing				Fumbl.		Pen.		Punts		Returns				TDs			PAT			FG	2P	TOP										
	Game	Pts	T	R	Pa	Pe	AT	Yards	Avg.	Att	Yards	Avg.	A	C	Yds	TD	Int	Sk	Yds	#	Lst	#	Yds	#	Yds	Avg.	P	Yds				KO	Yds	Int	Yds	Ru	Pa	Ret	M/A	M/A	M/A
MN	9	12	5	7	7	0	51	253	5.0	23	91	4.0	27	15	162	1	1	1	9	1	0	6	60	7	310	44.3	2	2	2	41	0	0	0	1	0	0	1	1	1/1	0/0	26:17
@SF	22	24	10	12	2	2	58	417	7.2	26	142	5.5	32	23	275	1	2	0	0	4	2	5	40	3	141	47.0	4	29	4	63	0	0	2	1	0	22	0/0	1/1	27:20		
ATL	27	25	10	12	3	3	82	417	5.1	50	202	4.0	30	19	215	2	0	2	13	1	1	6	40	4	158	39.5	1	0	4	82	2	36	1	2	0	33	22	0/0	45:50		
CAR	14	10	3	7	7	0	47	251	5.3	23	118	5.1	21	11	133	1	0	3	13	1	1	4	66	6	261	43.5	2	19	5	142	0	0	1	1	0	22	0/0	21:38			
@W	30	12	3	8	1	1	57	194	3.4	24	41	1.7	29	18	153	0	1	4	21	4	0	3	20	5	189	37.8	2	4	3	116	3	30	0	0	3	33	33	0/0	29:59		
@TB	6	21	3	15	3	3	66	277	4.2	18	42	2.3	47	27	235	1	0	1	1	3	1	5	30	3	137	45.7	0	0	6	106	1	27	0	1	0	0	0	02	0/1	28:31	
CLE	30	12	7	3	2	2	46	210	4.6	28	125	4.5	17	10	85	0	0	1	2	1	0	4	30	4	168	42.0	3	102	3	68	4	110	1	0	2	33	33	0/0	24:26		
PI	10	13	7	6	6	0	52	279	5.4	21	108	5.1	28	17	171	0	1	3	24	2	1	4	38	4	192	48.0	1	38	4	118	1	9	1	0	0	1/1	1/2	0/0	25:54		
@CAR	3	15	6	4	5	5	64	195	3.0	24	127	5.3	36	17	68	0	1	4	39	1	1	10	65	7	329	47.0	2	18	5	115	1	66	0	0	0	0	0	12	0/0	25:19	
SEA	19	21	4	17	0	0	61	424	7.0	17	58	3.4	44	32	366	1	0	0	0	2	2	8	79	2	78	39.0	0	0	4	87	2	5	0	1	0	1/1	4/4	0/0	26:15		
@DAL	27	24	7	16	1	1	75	457	6.1	32	144	4.5	42	30	313	0	1	1	0	7	2	4	19	2	110	55.0	1	13	5	110	1	10	3	0	0	33	23	0/0	34:41		
@CIN	30	21	7	11	3	3	62	311	5.0	26	96	3.7	33	23	215	1	0	3	34	1	0	7	43	2	113	56.5	2	30	6	179	1	7	2	1	0	1/2	3/3	1/1	32:23		
SL	13	14	7	7	7	0	59	327	5.5	24	136	5.7	32	18	191	0	2	3	40	2	1	4	39	4	219	54.8	1	10	6	134	2	8	1	0	0	1/1	2/3	0/0	26:59		
@BAL	30	17	18	6	3	3	62	356	5.7	39	208	5.3	20	10	148	2	0	3	24	0	0	10	68	5	193	38.6	2	35	4	97	1	0	1	2	0	33	33	0/0	31:29		
@M	14	14	12	8	4	4	52	215	4.1	22	75	3.4	29	15	140	1	0	1	8	2	2	1	10	8	349	43.6	2	6	2	26	2	32	0	1	1	22	0/0	0/0	23:25		
TB	23	18	5	11	2	2	54	317	5.9	24	84	3.5	27	21	233	2	0	3	22	2	2	7	54	1	46	46.0	1	4	3	108	1	4	0	2	0	22	33	0/0	29:03		
Totals	307	273	94	150	29	29	948	4,500	5.2	421	1,797	4.3	494	306	3,103	13	9	33	250	34	16	88	701	67	2,993	44.7	26	310	66	1,582	22	344	13	13	6	27/29	28/34	2/3	28:21		

2010 PARTICIPATION REPORT

Name	9/9	9/20	9/26	10/3	10/10	10/17	10/24	10/31	11/7	11/21	11/25	12/5	12/12	12/19	12/27	1/2	GP-GS-DNP-IA
	MIN	@SF	ATL	CAR	@Arz	@TB	CLE	PIT	@Car	SEA	@Dal	@Cin	STL	@Bal	@Atl	TB	
ALLEN, Roger	PS	PS	PS	PS	PS	PS	PS	PS	PS	PS	PS	PS	PS	PS	PS	PS	Practice Squad
ARNOUX, Stanley	IA	PL	PL	PL	PL	PL	PL	PL	PL	PL	IR	IR	IR	IR	IR	IR	9-0-0-1
ARRINGTON, Adrian	IA	IA	IA	PS	PS	PS	PS	PS	PS	PS	PS	PS	PS	PS	PS	PL	1-0-0-3
ASIODU, K.C.	PL																1-0-0-0
AYODELE, Remi	ST	ST	ST	ST	ST	ST	ST	ST	ST	ST	ST	ST	ST	ST	ST	ST	16-16-0-0
BENDER, Jacob		PS	PS														Practice Squad
BETTS, Ladell			PL	PL	ST	PL	PL	PL	PL	PL	IA	IA	IR	IR	IR	IR	8-1-0-2
BILLINGS, Montez	PS	PS	PS														Practice Squad
BREES, Drew	ST	ST	ST	ST	ST	ST	ST	ST	ST	ST	ST	ST	ST	ST	ST	ST	16-16-0-0
BROWN, Alex	ST	ST	ST	ST	ST	ST	ST	ST	ST	ST	ST	ST	ST	ST	ST	ST	16-16-0-0
BROWN, Charles	PL	PL	IA	IA	IA	IA	IA	IA	IA	IA	IA	IA	IA	IA	IA	PL	3-0-0-13
BUSH, Reggie	ST	ST	IA	IA	IA	IA	IA	IA	IA	IA	ST	ST	ST	PL	PL	ST	8-6-0-8
BUSHROD, Jermon	ST	ST	ST	ST	ST	ST	ST	ST	ST	ST	ST	ST	ST	ST	ST	ST	16-16-0-0
CANFIELD, Sean		PS		PS	PS		PS		PS	PS	3QB	PS		PS	PS		0-0-0-1
CARNEY, John				PL	PL												2-0-0-0
CARTER, Brandon	PS																Practice Squad
CASILLAS, Jonathan	IR	IR	IR	IR	IR	IR	IR	IR	IR	IR	IR	IR	IR	IR	IR	IR	Injured Reserve
CHARLESTON, Jeff	PL	PL	PL	PL	ST	PL	PL	PL	PL	PL	PL	PL	PL	PL	PL	PL	16-1-0-0
CLAPP, Matt	PS																Practice Squad
CLARK, Danny	IA	PL	PL	PL	PL	ST	ST	ST	ST	ST	ST	ST	ST	ST	IA	ST	14-10-0-2
COLEMAN, Harry	PS	PS	PS	PS	PS												Practice Squad
COLLINS, Jed		PS	PS	PS	PS	PS	PS	PS	PS	PS	PS	PS	PS	PS	PS	PS	Practice Squad
COLSTON, Marques	ST	ST	PL	ST	ST	ST	ST	PL	PL	ST	ST	ST	ST	ST	PL	IA	15-11-0-1
DANIEL, Chase	DNP	DNP	DNP	PL	PL	PL	PL	PL	PL	PL	PL	PL	PL	PL	PL	PL	13-0-3-0
DE LA PUENTE, Brian						PS	PS	PS	PS	PS	PS	PS	PS	PS	PS	PS	Practice Squad
DRESCHER, Justin											PL	PL	PL	PL	PL	PL	6-0-0-0
DUNBAR, Jo-Lonn	ST	ST	ST	ST	ST	ST	ST	PL	IA	IA	PL	PL	PL	IA	ST	PL	13-8-0-3
ELLIS, Sedrick	ST	ST	ST	ST	ST	ST	ST	ST	ST	ST	ST	ST	ST	ST	ST	ST	16-16-0-0
EVANS, Heath	PL	ST	ST	ST	PL	PL	ST	PL	PL	ST	PL	PL	PL	PL	PL	ST	16-6-0-0
EVANS, Jahri	ST	ST	ST	ST	ST	ST	ST	ST	ST	ST	ST	ST	ST	ST	ST	ST	16-16-0-0
GALETTE, Junior	IA	IA	IA	IA	PL	IA	IA	IA	IA	PL	IA	IA	IA	PL	IA	PL	4-0-0-12
GAY, Randall	PL	PL	IA	PL	PL	IA	IR	IR	IR	IR	IR	IR	IR	IR	IR	IR	4-0-0-2
GIORDANO, Matt						PL	PL	PL	PL	IA	IA	PL	PL	PL	PL	PL	9-0-0-2
GOODWIN, Jonathan	ST	ST	ST	ST	ST	ST	ST	ST	ST	ST	ST	ST	ST	ST	ST	ST	16-16-0-0
GRAHAM, Jimmy	IA	PL	PL	PL	ST	PL	PL	PL	ST	PL	ST	PL	PL	PL	ST	ST	15-5-0-1
GREER, Jabari	ST	ST	ST	ST	ST	ST	IA	IA	PL	ST	ST	ST	ST	ST	ST	ST	14-13-0-2
HAMILTON, Lynell	IR	IR	IR	IR	IR	IR	IR	IR	IR	IR	IR	IR	IR	IR	IR	IR	Injured Reserve
HARGROVE, Anthony	PL	PL	PL	PL	PL	PL	PL	PL	PL	PL	PL	PL	PL	IA	PL	IA	14-0-0-2
HARPER, Roman	ST	ST	ST	IA	ST	ST	ST	ST	ST	ST	ST	ST	ST	ST	ST	ST	15-15-0-1
HARTLEY, Garrett	PL	PL	PL	IA	IA	PL	PL	PL	PL	PL	PL	PL	PL	PL	PL	PL	14-0-0-2
HENDERSON, Devery	ST	ST	PL	ST	ST	ST	PL	ST	PL	ST	PL	ST	ST	ST	PL	ST	16-11-0-0
HILL, P.J.	IR	IR	IR	IR	IR	IR	IR	IR	IR	IR	IR	IR	IR	IR	IR	IR	Injured Reserve
HUMBER, Ramon												IA	IA	PL	PL	PL	3-0-0-2
HUMPHREY, Tory	PL	IA	IA	IA	IA	IA	IA	IA	IA	PL	ST	IA	IA	PL	ST	PL	6-2-0-10

DNP = Did Not Play
IA = Inactive
IR = Injured Reserve
PL = Played
PS = Practice Squad

PUP = Physically Unable to Perform
ST = Started
SUSP = Suspension
3QB = 3rd Quarterback
XXX=Not With Team

2010 PARTICIPATION REPORT

Name	9/9	9/20	9/26	10/3	10/10	10/17	10/24	10/31	11/7	11/21	11/25	12/5	12/12	12/19	12/27	1/2	GP-GS-DNP-IA
	MIN	@SF	ATL	CAR	@Arz	@TB	CLE	PIT	@Car	SEA	@Dal	@Cin	STL	@Bal	@Atl	TB	
INGRAM, Clint	PUP	PUP	PUP	PUP	PUP	PUP											0-0-0-0
INGRAM, Jake										PL							1-0-0-0
IVORY, Chris	IA	IA	PL	ST	PL	ST	ST	ST	PL	PL	PL	PL	PL	IA	IA	PL	12-4-0-4
JENKINS, Malcolm	ST	ST	ST	ST	ST	ST	ST	ST	ST	IA	ST	ST	ST	ST	ST	ST	15-15-0-1
JONES, Julius						PL	PL	PL	ST	PL	PL	PL	IA	PL	PL	PL	10-2-0-1
JONES, Reggie	PS	PS	PS	PS	PS	PS	PS	PS	PS	PS	PS	PS	PS	PS	PS	PS	Practice Squad
KING, Mitch																PS	Practice Squad
KYLE, Jason	PL	PL	PL	PL	PL	PL	PL	PL	PL	IR	IR	IR	IR	IR	IR	IR	9-0-0-0
LORENZEN, Tyler														PS	PS	PS	Practice Squad
MAILEI, Marcus	IR	IR	IR	IR	IR	IR	IR	IR	IR	IR	IR	IR	IR	IR	IR	IR	Injured Reserve
MEACHEM, Robert	ST	PL	ST	PL	PL	PL	ST	ST	ST	PL	PL	PL	PL	PL	ST	ST	16-7-0-0
MILLER, Swanson																PS	Practice Squad
MITCHELL, Kawika													IA	PL	IA	IA	1-0-0-3
MITCHELL, Marvin	PL	PL	PL	PL	PL	PL	PL	PL	PL	PL	PL	PL	PL	PL	PL	PL	16-0-0-0
MINOR, Brandon	PS	PS															Practice Squad
MOORE, Lance	PL	PL	PL	PL	PL	PL	PL	PL	PL	PL	PL	PL	PL	PL	PL	PL	16-1-0-0
MORSTEAD, Thomas	PL	PL	PL	PL	PL	PL	PL	PL	PL	PL	PL	PL	PL	PL	PL	PL	16-0-0-0
NICKS, Carl	ST	ST	ST	ST	ST	ST	ST	ST	ST	ST	ST	ST	ST	ST	ST	ST	16-16-0-0
PARNELL, Jerney				PS	PS												Practice Squad
PARSON, Mark					PS	PS	PS	PS	PS	PS	PS	PS	PS			PS	Practice Squad
PORTER, Tracy	ST	ST	ST	ST	IA	IA	IA	IA	ST	ST	ST	ST	ST	ST	ST	ST	12-12-0-4
PRESSLEY, DeMario	PS	PS	PS	PS	PS	PS	PS	PS	PS	PS	PS	PS	PS				Practice Squad
PRIOLEAU, Pierson	PL	PL	PL	ST	PL	PL	PL	PL	PL	IA	PL	PL	PL	PL	PL	PL	15-1-0-1
REIS, Chris	IA	IA	PL	PL	IR	IR	IR	IR	IR	IR	IR	IR	IR	IR	IR	IR	2-0-0-2
ROBINSON, Patrick	PL	IA	PL	PL	ST	ST	ST	ST	IA	IA	PL	PL	IA	IA	PL	PL	11-4-0-5
ROBY, Courtney	PL	PL	PL	PL	PL	PL	PL	PL	PL	PL	PL	PL	PL	IA	IA	IR	13-0-0-2
SHANLE, Scott	ST	ST	ST	ST	ST	IA	IA	ST	ST	ST	ST	ST	ST	ST	ST	ST	14-14-0-2
SHARPER, Darren	PUP	PUP	PUP	PUP	PUP	PUP	PL	PL	ST	IA	IA	PL	PL	PL	PL	PL	8-1-0-2
SHOCKEY, Jeremy	PL	ST	ST	PL	ST	ST	ST	ST	ST	IA	IA	ST	ST	ST	ST	IA	13-11-0-3
SMITH, Will	ST	ST	ST	ST	IA	ST	ST	ST	ST	ST	ST	ST	ST	ST	ST	ST	15-15-0-1
STINCHCOMB, Jon	ST	ST	ST	ST	ST	ST	ST	ST	ST	ST	ST	ST	ST	ST	ST	ST	16-16-0-0
STRIEF, Zach	IA	IA	PL	ST	PL	PL	PL	PL	PL	PL	PL	PL	PL	ST	PL	PL	14-2-0-2
TANNER, Andy																PS	Practice Squad
TAYLOR, Chris						PS	PS	PS	PS	PS	PS	PS	PS	PS	PS	PS	Practice Squad
TENNANT, Matt	PL	PL	PL	PL	PL	PL	PL	PL	PL	PL	PL	PL	PL	PL	PL	PL	16-0-0-0
THOMAS, David	ST	PL	ST	PL	PL	ST	PL	ST	ST	ST	ST	PL	ST	IA	IA	IA	13-8-0-3
THOMAS, Pierre	PL	PL	ST	IA	IA	IA	IA	IA	IA	IA	IA	IA	PL	ST	ST	IA	6-3-0-10
TORRENCE, Leigh			PL	PL	PL	PL	PL	PL	PL	PL	PL	IA	PL	PL	PL	PL	13-0-0-1
VILMA, Jonathan	ST	ST	ST	ST	ST	ST	ST	ST	ST	ST	ST	ST	ST	ST	ST	ST	16-16-0-0
WATERS, Anthony	PL	IA	IA	IA	IA	PL	PL	IA	PL	PL	PL	PL	PL	PL	PL	IA	10-0-0-6
WILKERSON, Jimmy	PL	PL	PL	PL	PL	PL	PL	PL	PL	PL	PL	PL	PL	PL	PL	PL	16-0-0-0
WYNN, DeShawn	PL	PL	PS	PL	PL												4-0-0-0
YOUNG, Usama	PL	PL	IA	PL	PL	PL	ST	ST	PL	ST	PL	PL	IA	IA	IA	IA	11-3-0-5

DNP = Did Not Play
IA = Inactive
IR = Injured Reserve
PL = Played
PS = Practice Squad

PUP = Physically Unable to Perform
ST = Started
SUSP = Suspension
3QB = 3rd Quarterback
XXX=Not With Team

2010 TEAM SUPERLATIVES

SAINTS

CATEGORY

POINTS

TOTAL FIRST DOWNS

RUSHING FIRST DOWNS

PASSING FIRST DOWNS

PENALTY FIRST DOWNS

3RD DOWN CONVERSIONS

4TH DOWN CONVERSIONS

TOTAL NET YARDS

TOTAL PLAYS

NET RUSHING YARDS

RUSHING ATTEMPTS

NET PASSING YARDS

PASS ATTEMPTS

PASS COMPLETIONS

INTERCEPTIONS

TIMES SACKED

PUNTS

HIGH

34	3 times, last 12/5 at CIN
27	3 times, last 11/7 at CAR
14	10/17 @ TB
21	10/24 vs. CLE
4	11/7 @ CAR
75%	10/17 @ TB
100%	10/24 vs. CLE, 10/31 vs. PIT
494	11/21 vs. SEA
79	10/3 vs. CAR
212	10/17 @ TB
32	10/17 @ TB, 11/7 @ CAR
382	11/21 vs. SEA
56	10/24 vs. CLE
37	10/24 vs. CLE
4	10/24 vs. CLE
3	3 times, last 1/2 vs. TB
7	12/27 @ ATL

LOW

13	1/2 vs. TB
17	9/20 @ SF
1	9/20 @ SF
10	12/5 at CIN
0	5 times, last 12/27 @ ATL
13%	12/5 @ CIN
0%	5 times, last 12/19 @ BAL
269	12/19 @ BAL
53	12/5 @ CIN
27	12/19 @ BAL
14	12/19 @ BAL
199	1/2 vs. TB
29	12/5 @ CIN
21	10/17 @ TB
0	3 times, last 10/3 vs. CAR
0	10/17 @ TB, 11/21 vs. SEA
1	10/17 @ TB, 11/21 vs. SEA

PENALTIES

PENALTY YARDS

FUMBLES

FUMBLES LOST

TOUCHDOWNS

RUSHING

PASSING

RETURNS

TIME OF POSSESSION

11	12/5 @ CIN
100	12/5 @ CIN
3	3 times, last 1/2 vs. TB
2	10/3 vs. CAR, 1/2 vs. TB
5	11/21 vs. SEA
2	11/25 @ DAL, 12/5 @ CIN
4	11/21 vs. SEA
1	11/7 @ CAR, 12/12 vs. StL
38:22	10/3 vs. CAR

3	3 times, last 11/21 vs. SEA
20	9/9 vs. MIN
0	11/21 vs. SEA, 12/27 @ ATL
0	8 times, last 12/27 @ ATL
1	10/3 vs. CAR
0	9 times, last 1/2 vs. TB
1	5 times, last 1/2 vs. TB
0	14 times, last 1/2 vs. TB
25:19	11/25 @ DAL

OPPONENTS

CATEGORY

POINTS

TOTAL FIRST DOWNS

RUSHING FIRST DOWNS

PASSING FIRST DOWNS

PENALTY FIRST DOWNS

3RD DOWN CONVERSIONS

4TH DOWN CONVERSIONS

TOTAL NET YARDS

TOTAL PLAYS

NET RUSHING YARDS

RUSHING ATTEMPTS

NET PASSING YARDS

PASS ATTEMPTS

PASS COMPLETIONS

INTERCEPTIONS

TIMES SACKED

PUNTS

PENALTIES

PENALTY YARDS

FUMBLES

FUMBLES LOST

TOUCHDOWNS

RUSHING

PASSING

RETURNS

TIME OF POSSESSION

HIGH

30	4 times, last 12/5 @ CIN
25	9/26 vs. ATL
10	9/20 @ SF, 9/26 vs. ATL
17	11/21 vs. SEA
5	11/7 @ CAR
58%	11/21 vs. SEA
100%	5 times, last 1/2 vs. TB
457	11/25 @ DAL
82	9/26 vs. ATL
208	12/19 @ BAL
50	9/26 vs. ATL
366	11/21 vs. SEA
44	11/21 vs. SEA
32	11/21 vs. SEA
2	9/20 @ SF, 12/12 vs. StL
4	10/10 @ ARZ, 11/7 @ CAR
8	12/27 @ ATL
10	1/7 @ CAR, 12/19 @ BAL
79	11/21 vs. SEA
7	11/25 @ DAL
2	5 times, last 1/2 vs. TB
3	7 times, last 12/19 @ BAL
3	11/25 @ DAL
2	4 times, last 1/2 vs. TB
3	10/10 @ ARZ
45:50	9/26 vs. ATL

LOW

3	11/7 @ CAR
10	10/3 vs. CAR
2	12/27 @ ATL
3	10/24 vs. CLE
0	5 times, last 12/12 vs. StL
8%	11/7 @ CAR
0%	10/31 vs. PIT
194	10/10 @ ARZ
46	10/24 vs. CLE
41	10/10 @ ARZ
17	11/21 vs. SEA
68	11/7 @ CAR
17	10/24 vs. CLE
10	10/24 vs. CLE, 12/19 @ BAL
0	9 times, last 1/2 vs. TB
0	9/20 @ SF, 11/21 vs. SEA
1	1/2 vs. TB
1	12/27 @ ATL
10	12/27 @ ATL
0	12/19 @ BAL
0	5 times, last 12/19 @ BAL
0	11/7 @ CAR
0	7 times, last 1/2 vs. TB
0	6 times, last 12/12 vs. StL
0	13 times, last 1/2 vs. TB
21:38	10/3 vs. CAR

2010 INDIVIDUAL SUPERLATIVES

SAINTS

PASS ATTEMPTS	56	Drew Brees	10/24 vs. CLE
PASS COMPLETIONS	37	Drew Brees	10/24 vs. CLE
GROSS PASSING YARDS	382	Drew Brees	11/21 vs. SEA
COMPLETION PERCENTAGE	82.8%	Drew Brees	12/5 @ CIN
TOUCHDOWN PASSES	4	Drew Brees	11/21 vs. SEA
PASSES HAD INTERCEPTED	4	Drew Brees	10/24 vs. CLE
RUSHING ATTEMPTS	23	Chris Ivory	11/21 vs. SEA
YARDS RUSHING	158	Chris Ivory	10/17 @ TB
RUSHING TOUCHDOWNS	2	2 times, Chris Ivory	11/25, 12/5
LONGEST RUN FROM SCRIMMAGE	55t	Chris Ivory	12/5 @ CIN
RECEPTIONS	10	Marques Colston, Robert Meachem	10/24, 12/27
RECEIVING YARDS	149	Lance Moore	9/26 vs. ATL
RECEIVING TOUCHDOWNS	2	4 players, last Jimmy Graham	12/19 @ BAL
LONGEST PASS RECEPTION	80t	Lance Moore	9/26 vs. ATL
TOTAL YARDS FROM SCRIMMAGE	175	Chris Ivory	10/17 @ TB
FIELD GOALS	3	Garrett Hartley, John Carney	9/20, 10/3, 11/25
LONGEST FIELD GOAL ATTEMPT	52	Garrett Hartley	12/27 @ ATL
LONGEST FIELD GOAL MADE	52	Garrett Hartley	12/27 @ ATL

PUNTS	7	Thomas Morstead	12/27 @ ATL
LONGEST PUNT	64	Thomas Morstead	11/25 @ DAL
LONGEST PUNT RETURN	72	Lance Moore	9/26 vs. ATL
LONGEST KICKOFF RETURN	39	Courtney Roby	9/26, 10/31
TACKLES	13	Jo-Lonn Dunbar, Jonathan Vilma	9/26, 12/19
SACKS	1	14 players, last Alex Brown	1/2 vs. TB
INTERCEPTIONS	2	Malcolm Jenkins	12/12 vs. StL
LONGEST INTERCEPTION RETURN	96t	Malcolm Jenkins	12/12 vs. StL
LONGEST FUMBLE RETURN	11	Darren Sharper	10/31 vs. PIT

OPPONENTS

PASS ATTEMPTS	44	Matt Hasselbeck	11/21 vs. SEA
PASS COMPLETIONS	32	Matt Hasselbeck	11/21 vs. SEA
GROSS PASSING YARDS	366	Matt Hasselbeck	11/21 vs. SEA
COMPLETION PERCENTAGE	80.8%	Josh Freeman	1/2 vs. TB
TOUCHDOWN PASSES	2	3 players, last Josh Freeman	1/2 vs. TB
PASSES HAD INTERCEPTED	2	Alex Smith, Sam Bradford	9/20, 12/12
RUSHING ATTEMPTS	31	Ray Rice	12/19 @ BAL
YARDS RUSHING	153	Ray Rice	12/19 @ BAL
RUSHING TOUCHDOWNS	2	Cedric Benson	12/5 @ CIN
LONGEST RUN FROM SCRIMMAGE	68	Reggie Hodges	10/24 vs. CLE
RECEPTIONS	10	Jason Witten	11/25 @ DAL
RECEIVING YARDS	110	Tony Gonzalez	9/26 vs. ATL
RECEIVING TOUCHDOWNS	1	12 players, last Mike Williams	1/2 vs. TB
LONGEST PASS RECEPTION	68	Mike Williams	11/21 vs. SEA
TOTAL YARDS FROM SCRIMMAGE	233	Ray Rice	12/19 @ BAL
FIELD GOALS	4	Olindo Mare	11/21 vs. SEA
LONGEST FIELD GOAL ATTEMPT	59	David Buehler	11/25 @ DAL
LONGEST FIELD GOAL MADE	53	David Buehler	11/25 @ DAL
PUNTS	8	Michael Koenen	12/27 @ ATL
LONGEST PUNT	59	Mat McBriar	11/25 @ DAL
LONGEST PUNT RETURN	62	Eric Wright	10/24 vs. CLE
LONGEST KICKOFF RETURN	69	Michael Spurlock	1/2 vs. TB
TACKLES	14	James Anderson	10/3 vs. CAR
SACKS	1.5	Carlos Dunlap	12/5 @ CIN
INTERCEPTIONS	2	David Bowens	10/24 vs. CLE
LONGEST INTERCEPTION RETURN	66	Richard Marshall	11/7 @ CAR
LONGEST FUMBLE RETURN	27t	Kerry Rhodes	10/10 @ ARZ

2011 MEDIA SAINTS GUIDE

OWNERSHIP

FOOTBALL

ADMINISTRATION

RECORDS

HISTORY

#10 QB Chase Daniel

Rushing

248 NEW ORLEANS SAINTS MEDIA GUIDE 2011

2010 INDIVIDUAL STATISTICS

Rushing

		#44 FB Heath Evans							#19 WR Devery Henderson						
Date	Opp.	GP	ST	ATT	YDS	AVG	LG	TD	GP	ST	ATT	YDS	AVG	LG	TD
9/9	MIN	X		0	0	0.0	0	0	X	X	0	0	0.0	0	0
9/20	@SF	X	X	1	0	0.0	0	0	X	X	0	0	0.0	0	0
9/26	ATL	X	X	0	0	0.0	0	0	X		0	0	0.0	0	0
10/3	CAR	X	X	0	0	0.0	0	0	X	X	1	-2	-2.0	-2	0
10/10	ARZ	X		0	0	0.0	0	0	X	X	0	0	0.0	0	0
10/17	@TB	X	X	1	2	2.0	2	0	X	X	0	0	0.0	0	0
10/24	CLE	X		0	0	0.0	0	0	X		0	0	0.0	0	0
10/31	PIT	X		0	0	0.0	0	0	X	X	0	0	0.0	0	0
11/7	@CAR	X		0	0	0.0	0	0	X		0	0	0.0	0	0
11/21	SEA	X	X	0	0	0.0	0	0	X	X	1	1	1.0	1	0
11/25	@DAL	X		0	0	0.0	0	0	X		0	0	0.0	0	0
12/5	@CIN	X		0	0	0.0	0	0	X	X	0	0	0.0	0	0
12/12	STL	X		0	0	0.0	0	0	X	X	0	0	0.0	0	0
12/19	@BAL	X		0	0	0.0	0	0	X	X	0	0	0.0	0	0
12/27	@ATL	X		0	0	0.0	0	0	X		1	9	9.0	9	0
1/2	TB	X	X	0	0	0.0	0	0	X	X	0	0	0.0	0	0
2010 Season		16	6	2	2	1.0	2	0	16	11	3	8	2.7	9	0

#29 RB Chris Ivory									#21 RB Julius Jones							
Date	Opp.	GP	ST	ATT	YDS	AVG	LG	TD	GP	ST	ATT	YDS	AVG	LG	TD	
9/9	MIN			Inactive (knee)												
9/20	@SF			Inactive (knee)												
9/26	ATL	X		7	13	1.9	9	0								
10/3	CAR	X	X	12	67	5.6	14	0								
10/10	ARZ	X		10	39	3.9	13	0								
10/17	@TB	X	X	15	158	10.5	33	0	X		9	32	3.6	16	0	
10/24	CLE	X	X	15	48	3.2	8	0	X		1	6	6.0	6	0	
10/31	PIT	X	X	7	7	1.0	6	0	X		7	16	2.3	11	0	
11/7	@CAR	X		12	50	4.2	11	0	X	X	6	68	11.3	54	0	
11/21	SEA	X		23	99	4.3	24	1	X	X	4	4	1.0	5	0	
11/25	@DAL	X		7	38	5.4	17	2	X		10	45	4.5	9	0	
12/5	@CIN	X		15	117	7.8	55t	2	X		2	3	1.5	4	0	
12/12	STL	X		7	47	6.7	18	0			Inactive					
12/19	@BAL			Inactive (hamstring)					X		4	11	2.8	4	0	
12/27	@ATL			Inactive (hamstring)					X		1	2	2.0	2	0	
1/2	TB	X		7	33	4.7	11	0	X		4	6	1.5	4	0	
2010 Season		12	4	137	716	5.2	55t	5	10	2	48	193	4.0	54	0	

		#17 WR Robert Meachem							#23 RB Pierre Thomas						
Date	Opp.	GP	ST	ATT	YDS	AVG	LG	TD	GP	ST	ATT	YDS	AVG	LG	TD
9/9	MIN	X	X	0	0	0.0	0	0	X		19	71	3.7	11	1
9/20	@SF	X		0	0	0.0	0	0	X		18	46	2.6	7	0
9/26	ATL	X	X	0	0	0.0	0	0	X	X	9	30	3.3	12	0
10/3	CAR	X		1	7	7.0	7	0			Inactive (ankle)				
10/10	ARZ	X		0	0	0.0	0	0			Inactive (ankle)				
10/17	@TB	X		0	0	0.0	0	0			Inactive (ankle)				
10/24	CLE	X	X	1	2	2.0	2	0			Inactive (ankle)				
10/31	PIT	X	X	0	0	0.0	0	0			Inactive (ankle)				
11/7	@CAR	X	X	0	0	0.0	0	0			Inactive (ankle)				
11/21	SEA	X		1	8	8.0	8	0			Inactive (ankle)				
11/25	@DAL	X		0	0	0.0	0	0			Inactive (ankle)				
12/5	@CIN	X		0	0	0.0	0	0			Inactive (ankle)				
12/12	STL	X		0	0	0.0	0	0	X		12	39	3.3	14	0
12/19	@BAL	X		0	0	0.0	0	0	X	X	6	20	3.3	11	0
12/27	@ATL	X	X	0	0	0.0	0	0	X	X	19	63	3.3	16	1
1/2	TB	X	X	1	-3	-3.0	-3	0			Inactive (ankle)				
2010 Season		16	7	4	14	3.5	8	0	6	3	83	269	3.2	16	2

2010 INDIVIDUAL STATISTICS

Receiving

Date	Opp.	#87 WR Adrian Arrington							#46 RB Ladell Betts							#9 QB Drew Brees						
		GP	ST	REC	YDS	AVG	LG	TD	GP	ST	REC	YDS	AVG	LG	TD	GP	ST	REC	YDS	AVG	LG	TD
9/9	MIN															X	X	0	0	0.0	0	0
9/20	@SF											Signed, 9/22				X	X	1	7	7.0	7	0
9/26	ATL								X		0	0	0.0	0	0	X	X	0	0	0.0	0	0
10/3	CAR								X		4	23	5.8	8	0	X	X	0	0	0.0	0	0
10/10	@ARZ								X	X	5	26	5.2	14	0	X	X	0	0	0.0	0	0
10/17	@TB								X		1	6	6.0	6	0	X	X	0	0	0.0	0	0
10/24	CLE								X		8	48	6.0	14	0	X	X	0	0	0.0	0	0
10/31	PIT								X		1	0	0.0	0	0	X	X	0	0	0.0	0	0
11/7	@CAR								X		1	1	1.0	1	0	X	X	0	0	0.0	0	0
11/21	SEA								X		3	37	12.3	25	0	X	X	0	0	0.0	0	0
11/25	@DAL											Inactive (neck)				X	X	0	0	0.0	0	0
12/5	@CIN											Inactive (neck)				X	X	0	0	0.0	0	0
12/12	STL											Injured Reserve 12/8				X	X	0	0	0.0	0	0
12/19	@BAL															X	X	0	0	0.0	0	0
12/27	@ATL															X	X	0	0	0.0	0	0
1/2	TB	X		7	79	11.3	17	0								X	X	0	0	0.0	0	0
2010 Season		1	0	7	79	11.3	17	0	8	1	23	141	6.1	25	0	16	16	1	7	7.0	7	0

Date	Opp.	#25 RB Reggie Bush							#12 WR Marques Colston							#44 FB Heath Evans						
		GP	ST	REC	YDS	AVG	LG	TD	GP	ST	REC	YDS	AVG	LG	TD	GP	ST	REC	YDS	AVG	LG	TD
9/9	MIN	X	X	5	33	6.6	19	0	X	X	5	62	12.4	28	0	X	X	1	7	7.0	7	0
9/20	@SF	X	X	4	30	7.5	11	1	X	X	5	67	13.4	30	0	X	X	1	18	18.0	18	0
9/26	ATL								X		4	25	6.3	9	0	X	X	0	0	0.0	0	0
10/3	CAR								X	X	4	36	9.0	15	0	X	X	1	4	4.0	4	0
10/10	@ARZ								X	X	7	97	13.9	27	0	X		0	0	0.0	0	0
10/17	@TB								X	X	5	53	10.6	16	0	X		1	4	4.0	4	1
10/24	CLE								X	X	10	112	11.2	24	1	X	X	0	0	0.0	0	0
10/31	PIT								X		6	75	12.5	27	1	X		1	2	2.0	2	0
11/7	@CAR								X		8	65	8.1	16	0	X		0	0	0.0	0	0
11/21	SEA								X	X	8	113	14.1	23	2	X	X	1	4	4.0	4	0
11/25	@DAL	X	X	1	12	12.0	12	0	X	X	6	105	17.5	28	0	X		0	0	0.0	0	0
12/5	@CIN	X	X	3	0	0.0	9	0	X	X	3	65	21.7	43	1	X		0	0	0.0	0	0
12/12	STL	X		5	22	4.4	7	0	X	X	5	46	9.2	17	2	X		0	0	0.0	0	0
12/19	@BAL	X		7	36	5.1	20	0	X	X	6	81	13.5	27	0	X		0	0	0.0	0	0
12/27	@ATL	X		4	20	5.0	8	0	X		2	21	10.5	12	0	X		0	0	0.0	0	0
1/2	TB	X	X	5	55	11.0	20	0				Inactive (knee)				X	X	1	2	2.0	2	0
2010 Season		8	6	34	208	6.1	20	1	15	11	84	1,023	12.2	43	7	16	6	7	41	5.9	18	1

Date	Opp.	#80 TE Jimmy Graham							#19 WR Devery Henderson							#84 TE Tory Humphrey						
		GP	ST	REC	YDS	AVG	LG	TD	GP	ST	REC	YDS	AVG	LG	TD	GP	ST	REC	YDS	AVG	LG	TD
9/9	MIN								X	X	2	38	19.0	29	1	X		0	0	0.0	0	0
9/20	@SF	X		0	0	0.0	0	0	X	X	3	28	9.3	11	0			Inactive				
9/26	ATL	X		0	0	0.0	0	0	X		2	23	11.5	14	0			Inactive				
10/3	CAR	X		0	0	0.0	0	0	X	X	6	59	9.8	12	0			Inactive				
10/10	@ARZ	X	X	0	0	0.0	0	0	X	X	4	61	15.3	39	0			Inactive				
10/17	@TB	X		1	11	11.0	11	0	X	X	0	0	0.0	0	0			Inactive				
10/24	CLE	X		4	38	9.5	14	0	X		2	20	10.0	23	0			Inactive				
10/31	PIT	X		0	0	0.0	0	0	X	X	3	33	11.0	13	0			Inactive				
11/7	@CAR	X	X	3	49	16.3	19	1	X		0	0	0.0	0	0			Inactive				
11/21	SEA	X		5	72	14.4	27	0	X	X	1	17	17.0	17	0	X		1	12	12.0	12	0
11/25	@DAL	X	X	3	23	7.7	14	0	X		4	97	24.3	57	0	X	X	0	0	0.0	0	0
12/5	@CIN	X		3	72	24.0	52	0	X	X	1	0	0.0	0	0			Inactive				
12/12	STL	X		1	21	21.0	21	0	X	X	0	0	0.0	0	0			Inactive				
12/19	@BAL	X		5	29	5.8	18	2	X	X	3	53	17.7	26	0	X		0	0	0.0	0	0
12/27	@ATL	X	X	4	26	6.5	10	1	X		3	35	11.7	14	0	X	X	0	0	0.0	0	0
1/2	TB	X	X	2	15	7.5	11	1	X	X	0	0	0.0	0	0	X		0	0	0.0	0	0
2010 Season		15	5	31	356	11.5	52	5	16	11	34	464	13.6	57	1	6	2	1	12	12.0	12	0

2010 INDIVIDUAL STATISTICS

Receiving

Date	Opp.	#29 RB Chris Ivory							#21 RB Julius Jones							#17 WR Robert Meachem						
		GP	ST	REC	YDS	AVG	LG	TD	GP	ST	REC	YDS	AVG	LG	TD	GP	ST	REC	YDS	AVG	LG	TD
9/9	MIN															X	X	3	33	11.0	26	0
9/20	@SF															X		0	0	0.0	0	0
9/26	ATL	X		0	0	0.0	0	0								X	X	1	5	5.0	5	0
10/3	CAR	X	X	0	0	0.0	0	0								X		2	16	8.0	9	0
10/10	@ARZ	X		0	0	0.0	0	0								X		4	57	14.3	35t	1
10/17	@TB	X	X	1	17	17.0	17	0								X		4	71	17.8	42t	1
10/24	CLE	X	X	0	0	0.0	0	0	X							X	X	2	31	15.5	29	0
10/31	PIT	X	X	0	0	0.0	0	0	X							X	X	6	76	12.7	50	0
11/7	@CAR	X		0	0	0.0	0	0	X	X						X	X	2	15	7.5	13	0
11/21	SEA	X		0	0	0.0	0	0	X	X						X		3	50	16.7	32t	2
11/25	@DAL	X		0	0	0.0	0	0	X							X		1	55	55.0	55	0
12/5	@CIN	X		0	0	0.0	0	0	X							X		3	106	35.3	52t	1
12/12	STL	X		0	0	0.0	0	0								X		0	0	0.0	0	0
12/19	@BAL								X							X		2	17	8.5	12	0
12/27	@ATL								X							X	X	10	101	10.1	25	0
1/2	TB	X		0	0	0.0	0	0	X							X	X	1	5	5.0	5	0
2010 Season		12	4	1	17	17.0	17	0	10	2	15	56	3.7	13	0	16	7	44	638	14.5	55	5

Date	Opp.	#16 WR Lance Moore							#15 WR Courtney Roby							#88 TE Jeremy Shockey						
		GP	ST	REC	YDS	AVG	LG	TD	GP	ST	REC	YDS	AVG	LG	TD	GP	ST	REC	YDS	AVG	LG	TD
9/9	MIN	X		3	23	7.7	12	0	X		0	0	0.0	0	0	X		3	23	7.7	14	0
9/20	@SF	X		0	0	0.0	0	0	X		0	0	0.0	0	0	X	X	3	37	12.3	20	0
9/26	ATL	X		6	149	24.8	80t	2	X		0	0	0.0	0	0	X	X	8	78	9.8	31	1
10/3	CAR	X		5	37	7.4	11	1	X		0	0	0.0	0	0	X		6	58	9.7	20	0
10/10	@ARZ	X		1	8	8.0	8	0	X		0	0	0.0	0	0	X	X	3	30	10.0	18	1
10/17	@TB	X		2	57	28.5	41t	1	X		0	0	0.0	0	0	X		2	21	10.5	12	0
10/24	CLE	X		5	43	8.6	14	0	X		0	0	0.0	0	0	X	X	2	30	15.0	19	0
10/31	PIT	X		7	54	7.7	18	1	X		0	0	0.0	0	0	X	X	3	30	10.0	14	0
11/7	@CAR	X		6	77	12.8	36	0	X		0	0	0.0	0	0	X	X	1	7	7.0	7t	1
11/21	SEA	X		3	43	14.3	29	0	X		0	0	0.0	0	0							
11/25	@DAL	X		5	39	7.8	12t	1	X		0	0	0.0	0	0							
12/5	@CIN	X	X	6	36	6.0	9	0	X		0	0	0.0	0	0	X	X	2	28	14.0	18	0
12/12	STL	X		5	70	14.0	31t	1	X		0	0	0.0	0	0	X	X	4	29	7.3	9	0
12/19	@BAL	X		2	26	13.0	15t	1								X	X	3	25	8.3	11	0
12/27	@ATL	X		4	48	12.0	18	0								X	X	1	12	12.0	12	0
1/2	TB	X		6	53	8.8	21	0														
2010 Season		16	1	66	763	11.6	80t	8	13	0	0	0	0.0	0	0	13	11	41	408	10.0	31	3

Date	Opp.	#85 TE David Thomas							#23 RB Pierre Thomas						
		GP	ST	REC	YDS	AVG	LG	TD	GP	ST	REC	YDS	AVG	LG	TD
9/9	MIN	X	X	2	3	1.5	3	0	X		3	15	5.0	15	0
9/20	@SF	X		3	10	3.3	4	1	X		8	57	7.1	14	0
9/26	ATL	X	X	3	24	8.0	14	0	X	X	6	61	10.2	23	0
10/3	CAR	X		5	42	8.4	16	0							
10/10	@ARZ	X		0	0	0.0	0	0							
10/17	@TB	X	X	3	17	5.7	7	0							
10/24	CLE	X		3	33	11.0	14	1							
10/31	PIT	X	X	4	15	3.8	9	0							
11/7	@CAR	X	X	4	45	11.3	22	0							
11/21	SEA	X	X	2	26	13.0	14	0							
11/25	@DAL	X	X	0	0	0.0	0	0							
12/5	@CIN	X		0	0	0.0	0	0							
12/12	STL	X	X	1	4	4.0	4	0	X		4	29	7.3	9	0
12/19	@BAL								X	X	1	0	0.0	0	0
12/27	@ATL								X	X	7	39	5.6	22	0
1/2	TB														
2010 Season		13	8	30	219	7.3	22	2	6	3	29	201	6.9	23	0

2010 INDIVIDUAL STATISTICS

Kickoff Returns

Date	Opp.	#46 RB Ladell Betts					#25 RB Reggie Bush					#44 FB Heath Evans				
		NO	YDS	AVG	LG	TD	NO	YDS	AVG	LG	TD	NO	YDS	AVG	LG	TD
9/9	MIN						0	0	0.0	0	0	0	0	0.0	0	0
9/20	@SF						0	0	0.0	0	0	1	9	9.0	9	0
9/26	ATL	0	0	0.0	0	0	Inactive (fibula)					0	0	0.0	0	0
10/3	CAR	0	0	0.0	0	0	Inactive (fibula)					0	0	0.0	0	0
10/10	@ARZ	1	23	23.0	23	0	Inactive (fibula)					0	0	0.0	0	0
10/17	@TB	0	0	0.0	0	0	Inactive (fibula)					0	0	0.0	0	0
10/24	CLE	0	0	0.0	0	0	Inactive (fibula)					0	0	0.0	0	0
10/31	PIT	0	0	0.0	0	0	Inactive (fibula)					0	0	0.0	0	0
11/7	@CAR	0	0	0.0	0	0	Inactive (fibula)					0	0	0.0	0	0
11/21	SEA	0	0	0.0	0	0	Inactive (fibula)					0	0	0.0	0	0
11/25	@DAL						0	0	0.0	0	0	3	36	12.0	13	0
12/5	@CIN						0	0	0.0	0	0	0	0	0.0	0	0
12/12	STL						0	0	0.0	0	0	0	0	0.0	0	0
12/19	@BAL						1	32	32.0	32	0	0	0	0.0	0	0
12/27	@ATL						0	0	0.0	0	0	0	0	0.0	0	0
1/2	TB						0	0	0.0	0	0	0	0	0.0	0	0
2010 Season		1	23	23.0	23	0	1	32	32.0	32	0	4	45	11.3	13	0

Date	Opp.	#19 WR Devery Henderson					#15 WR Courtney Roby					#23 RB Pierre Thomas				
		NO	YDS	AVG	LG	TD	NO	YDS	AVG	LG	TD	NO	YDS	AVG	LG	TD
9/9	MIN	0	0	0.0	0	0	3	70	23.3	25	0	0	0	0.0	0	0
9/20	@SF	0	0	0.0	0	0	3	81	27.0	35	0	0	0	0.0	0	0
9/26	ATL	0	0	0.0	0	0	3	81	27.0	39	0	0	0	0.0	0	0
10/3	CAR	0	0	0.0	0	0	2	51	25.5	29	0	Inactive (ankle)				
10/10	@ARZ	0	0	0.0	0	0	4	111	27.8	32	0	Inactive (ankle)				
10/17	@TB	0	0	0.0	0	0	1	8	8.0	8	0	Inactive (ankle)				
10/24	CLE	0	0	0.0	0	0	4	83	20.8	26	0	Inactive (ankle)				
10/31	PIT	0	0	0.0	0	0	3	83	27.7	39	0	Inactive (ankle)				
11/7	@CAR	0	0	0.0	0	0	1	21	21.0	21	0	Inactive (ankle)				
11/21	SEA	0	0	0.0	0	0	1	25	25.0	25	0	Inactive (ankle)				
11/25	@DAL	0	0	0.0	0	0	1	22	22.0	22	0	Inactive (ankle)				
12/5	@CIN	0	0	0.0	0	0	4	80	20.0	25	0	Inactive (ankle)				
12/12	STL	0	0	0.0	0	0	3	69	23.0	26	0	0	0	0.0	0	0
12/19	@BAL	0	0	0.0	0	0	Inactive (head)					5	111	22.2	32	0
12/27	@ATL	0	0	0.0	0	0	Inactive					2	43	21.5	29	0
1/2	TB	6	142	23.7	27	0	Injured Reserve 12/29					Inactive (ankle)				
2010 Season		6	142	23.7	27	0	33	785	23.8	39	0	7	154	22.0	32	0

Punt Returns

Date	Opp.	#25 RB Reggie Bush					#16 WR Lance Moore					#22 CB Tracy Porter				
		NO	YDS	AVG	LG	TD	NO	YDS	AVG	LG	TD	NO	YDS	AVG	LG	TD
9/9	MIN	3	7	2.3	6	0	0	0	0.0	0	0	0	0	0.0	0	0
9/20	@SF	3	43	14.3	43	0	0	0	0.0	0	0	0	0	0.0	0	0
9/26	ATL						1	72	72.0	72	0	0	0	0.0	0	0
10/3	CAR						3	12	4.0	10	0	0	0	0.0	0	0
10/10	@ARZ						0	0	0.0	0	0	0	0	0.0	0	0
10/17	@TB						1	-3	-3.0	-3	0	0	0	0.0	0	0
10/24	CLE						2	-1	-0.5	5	0	0	0	0.0	0	0
10/31	PIT						1	17	17.0	17	0	0	0	0.0	0	0
11/7	@CAR						3	15	5.0	11	0	1	4	4.0	4	0
11/21	SEA						0	0	0.0	0	0	0	0	0.0	0	0
11/25	@DAL	1	0	0.0	0	0	0	0	0.0	0	0	0	0	0.0	0	0
12/5	@CIN	0	0	0.0	0	0	0	0	0.0	0	0	1	2	2.0	2	0
12/12	STL	2	16	8.0	8	0	0	0	0.0	0	0	0	0	0.0	0	0
12/19	@BAL	1	9	9.0	9	0	0	0	0.0	0	0	0	0	0.0	0	0
12/27	@ATL	3	10	3.3	9	0	0	0	0.0	0	0	0	0	0.0	0	0
1/2	TB	1	7	7.0	0	0	0	0	0.0	0	0	0	0	0.0	0	0
2010 Season		14	92	6.6	43	0	11	112	10.2	72	0	2	6	3.0	4	0

2010 INDIVIDUAL STATISTICS

Defense

		#53 LB Stanley Arnoux									
Date	Opp.	GP	ST	SOLO	AST	TOT	SACK/YDS	INT/YDS	PD	FF	FR
9/9	MIN						Inactive (ankle)				
9/20	@SF	X	X	0	0	0	0	0	0	0	0
9/26	ATL	X	X	0	0	0	0	0	0	0	0
10/3	CAR	X	X	0	0	0	0	0	0	0	0
10/10	@ARZ	X	X	0	0	0	0	0	0	0	0
10/17	@TB	X	X	0	0	0	0	0	0	0	0
10/24	CLE	X	X	0	0	0	0	0	0	0	0
10/31	PIT	X	X	0	0	0	0	0	0	0	0
11/7	@CAR	X	X	0	0	0	0	0	0	0	0
11/21	SEA	X	X	0	0	0	0	0	0	0	0
11/25	@DAL						Injured Reserve 11/22				
12/5	@CIN										
12/12	STL										
12/19	@BAL										
12/27	@ATL										
1/2	TB										
2010 Season		9	0	0	0	0	0	0	0	0	0

		#92 DT Remi Ayodele									
Date	Opp.	GP	ST	SOLO	AST	TOT	SACK/YDS	INT/YDS	PD	FF	FR
9/9	MIN	X	X	1	3	4	0	0	0	0	0
9/20	@SF	X	X	0	3	3	0	0	0	0	0
9/26	ATL	X	X	4	7	11	0	0	0	0	0
10/3	CAR	X	X	2	4	6	0	0	0	0	0
10/10	@ARZ	X	X	2	3	5	1	0	0	0	1
10/17	@TB	X	X	2	1	3	0	0	0	0	0
10/24	CLE	X	X	4	2	6	0	0	0	0	0
10/31	PIT	X	X	2	0	2	0	0	0	0	0
11/7	@CAR	X	X	1	3	4	0	0	0	0	0
11/21	SEA	X	X	2	4	6	0	0	0	0	0
11/25	@DAL	X	X	2	3	5	0	0	0	0	1
12/5	@CIN	X	X	1	0	1	0	0	0	0	0
12/12	STL	X	X	0	3	3	0	0	0	0	0
12/19	@BAL	X	X	1	7	8	0	0	0	0	0
12/27	@ATL	X	X	0	1	1	0	0	0	0	0
1/2	TB	X	X	1	4	5	0	0	0	0	0
2010 Season		16	16	25	48	73	1	0	0	1	1

		#96 DE Alex Brown									
Date	Opp.	GP	ST	SOLO	AST	TOT	SACK/YDS	INT/YDS	PD	FF	FR
9/9	MIN	X	X	0	2	2	0	0	0	0	0
9/20	@SF	X	X	1	1	2	0	0	0	0	0
9/26	ATL	X	X	4	1	5	0	0	1	0	0
10/3	CAR	X	X	0	0	0	0	0	0	0	0
10/10	@ARZ	X	X	2	2	4	1	10	0	1	0
10/17	@TB	X	X	0	1	1	0	0	0	0	0
10/24	CLE	X	X	0	0	0	0	0	0	0	0
10/31	PIT	X	X	1	1	2	0	0	0	0	0
11/7	@CAR	X	X	1	2	3	0	0	0	0	1
11/21	SEA	X	X	3	1	4	0	0	0	0	0
11/25	@DAL	X	X	2	2	4	0	0	0	0	0
12/5	@CIN	X	X	1	2	3	0	0	0	0	0
12/12	STL	X	X	2	1	3	0	0	0	0	0
12/19	@BAL	X	X	3	2	5	0	0	0	0	0
12/27	@ATL	X	X	3	0	3	0	0	1	0	0
1/2	TB	X	X	4	0	4	1	3	0	0	1
2010 Season		16	16	27	18	45	2	13	0	3	1

		#97 DE Jeff Charleston									
Date	Opp.	GP	ST	SOLO	AST	TOT	SACK/YDS	INT/YDS	PD	FF	FR
9/9	MIN	X	X	1	0	1	0	0	0	0	0
9/20	@SF	X	X	0	1	1	0	0	0	0	0
9/26	ATL	X	X	1	3	4	0	0	0	0	0
10/3	CAR	X	X	0	0	0	0	0	0	0	0
10/10	@ARZ	X	X	3	2	5	0	0	0	0	0
10/17	@TB	X	X	1	1	2	0	0	0	0	0
10/24	CLE	X	X	0	1	1	0	0	0	0	0
10/31	PIT	X	X	1	0	1	0	0	0	0	0
11/7	@CAR	X	X	2	1	3	1	10	0	0	0
11/21	SEA	X	X	1	2	3	0	0	0	0	0
11/25	@DAL	X	X	2	0	2	0	0	0	0	0
12/5	@CIN	X	X	1	0	1	0	0	0	0	0
12/12	STL	X	X	3	2	5	1	8	0	1	0
12/19	@BAL	X	X	2	0	2	0	0	0	0	0
12/27	@ATL	X	X	2	0	2	0	0	0	0	1
1/2	TB	X	X	1	1	2	1	10	0	1	1
2010 Season		16	1	21	14	35	3	28	0	2	2

		#55 LB Danny Clark									
Date	Opp.	GP	ST	SOLO	AST	TOT	SACK/YDS	INT/YDS	PD	FF	FR
9/9	MIN						Inactive				
9/20	@SF	X	X	0	2	2	0	0	0	0	0
9/26	ATL	X	X	0	0	0	0	0	0	0	0
10/3	CAR	X	X	1	0	1	0	0	0	0	0
10/10	@ARZ	X	X	3	2	5	1	10	0	0	1
10/17	@TB	X	X	1	3	4	0	0	0	0	0
10/24	CLE	X	X	2	1	3	0	0	1	0	0
10/31	PIT	X	X	1	5	6	0	0	0	0	0
11/7	@CAR	X	X	4	2	6	0	0	0	0	0
11/21	SEA	X	X	3	2	5	0	0	0	0	0
11/25	@DAL	X	X	2	2	4	0	0	0	0	0
12/5	@CIN	X	X	2	2	4	0	0	0	0	0
12/12	STL	X	X	2	2	4	0	0	0	0	0
12/19	@BAL	X	X	7	2	9	0	0	0	0	0
12/27	@ATL						Inactive				
1/2	TB	X	X	4	2	6	0	0	0	0	0
2010 Season		14	10	32	27	59	0	0	0	1	1

		#56 LB Jo-Lonn Dunbar									
Date	Opp.	GP	ST	SOLO	AST	TOT	SACK/YDS	INT/YDS	PD	FF	FR
9/9	MIN	X	X	3	4	7	0	0	0	0	0
9/20	@SF	X	X	0	3	3	0	0	0	1	0
9/26	ATL	X	X	10	3	13	0	0	0	0	0
10/3	CAR	X	X	1	0	1	0	0	0	0	0
10/10	@ARZ	X	X	1	1	2	0	0	0	1	0
10/17	@TB	X	X	3	1	4	0	0	0	0	1
10/24	CLE	X	X	2	1	3	1	2	0	0	0
10/31	PIT	X	X	0	0	0	0	0	0	0	0
11/7	@CAR						Inactive				
11/21	SEA						Inactive				
11/25	@DAL	X	X	2	3	5	0	0	0	0	0
12/5	@CIN	X	X	0	0	0	0	0	0	0	0
12/12	STL	X	X	0	0	0	0	0	0	0	0
12/19	@BAL						Inactive				
12/27	@ATL	X	X	5	3	8	0	0	0	0	0
1/2	TB	X	X	1	3	4	0	0	0	0	1
2010 Season		13	8	28	22	50	1	2	0	2	1

		#98 DT Sedrick Ellis									
Date	Opp.	GP	ST	SOLO	AST	TOT	SACK/YDS	INT/YDS	PD	FF	FR
9/9	MIN	X	X	2	6	8	1	9	0	0	0
9/20	@SF	X	X	3	2	5	0	0	0	0	0
9/26	ATL	X	X	2	5	7	1	4	0	0	0
10/3	CAR	X	X	2	3	5	1	5	0	2	0
10/10	@ARZ	X	X	0	4	4	0	0	0	0	0
10/17	@TB	X	X	1	3	4	0	0	0	0	0
10/24	CLE	X	X	3	2	5	0	0	0	0	0
10/31	PIT	X	X	2	0	2	0	0	0	0	0
11/7	@CAR	X	X	2	2	4	1	8	0	1	0
11/21	SEA	X	X	1	5	6	0	0	0	0	0
11/25	@DAL	X	X	3	1	4	0	0	0	0	0
12/5	@CIN	X	X	5	2	7	1	12	0	0	1
12/12	STL	X	X	0	6	6	0	0	0	0	0
12/19	@BAL	X	X	1	4	5	1	10	0	0	0
12/27	@ATL	X	X	0	1	1	0	0	0	0	0
1/2	TB	X	X	3	2	5	0	0	0	0	0
2010 Season		16	16	30	48	78	6	48	0	3	1

#93 DE Junior Galette											
GP	ST	SOLO	AST	TOT	SACK/YDS	INT/YDS	PD	FF	FR		
					Inactive						
					Inactive						
					Inactive						
					Inactive						
X		0	0	0	0	0	0	0	0	0	0
					Inactive						
					Inactive						
					Inactive						
X		0	0	0	0	0	0	0	0	0	0
					Inactive						
					Inactive						
X		0	0	0	0	0	0	0	0	0	0
					Inactive						
					Inactive						
		1	1	2	0	0	0	0	0	0	0
4	0	1	1	2	0	0	0	0	0	0	0

2010 INDIVIDUAL STATISTICS

Defense

#20 CB Randall Gay

Date	Opp.	GP	ST	SOLO	AST	TOT	SACK/YDS	INT/YDS	PD	FF	FR
9/9	MIN	X		3	0	3	0	0	0	0	0
9/20	@SF	X		1	0	1	0	0	0	0	0
9/26	ATL					Inactive (concussion)					
10/3	CAR	X		0	0	0	0	0	0	0	0
10/10	@ARZ	X		0	0	0	0	0	0	0	0
10/17	@TB					Inactive (head)					
10/24	CLE					Injured Reserve, 10/20					
10/31	PIT										
11/7	@CAR										
11/21	SEA										
11/25	@DAL										
12/5	@CN										
12/12	STL										
12/19	@BAL										
12/27	@ATL										
1/2	TB										
2010 Season		4	0	4	0	4	0	0	0	0	0

#37 S Matt Giordano

GP	ST	SOLO	AST	TOT	SACK/YDS	INT/YDS	PD	FF	FR
						Signed 10/12			
X	0	0	0	0	0	0	0	0	0
X	0	0	0	0	0	0	0	0	0
X	0	0	0	0	0	0	0	0	0
X	0	0	0	0	0	0	0	0	0
X	0	0	0	0	0	0	0	0	0
						Inactive			
						Inactive			
X	0	0	0	0	0	0	0	0	0
X	0	0	0	0	0	0	0	0	0
X	0	0	0	0	0	0	0	0	0
X	0	1	1	0	0	0	0	0	0
9	0	0	1	1	0	0	0	0	0

#33 CB Jabari Greer

Date	Opp.	GP	ST	SOLO	AST	TOT	SACK/YDS	INT/YDS	PD	FF	FR
9/9	MIN	X	X	3	4	7	0	0	2	0	0
9/20	@SF	X	X	5	2	7	0	0	0	0	0
9/26	ATL	X	X	8	1	9	0	0	1	0	0
10/3	CAR	X	X	4	1	5	0	0	1	0	0
10/10	@ARZ	X	X	6	0	6	0	1	26	0	0
10/17	@TB	X	X	1	1	2	0	0	1	0	0
10/24	CLE					Inactive (shoulder)					
10/31	PIT					Inactive (shoulder)					
11/7	@CAR	X		3	0	3	0	0	1	0	0
11/21	SEA	X	X	7	1	8	0	0	0	0	0
11/25	@DAL	X	X	4	1	5	0	0	1	0	0
12/5	@CN	X	X	5	0	5	0	0	0	0	0
12/12	STL	X	X	3	1	4	0	0	2	0	1
12/19	@BAL	X	X	0	2	2	0	0	0	0	0
12/27	@ATL	X	X	4	1	5	0	0	1	0	0
1/2	TB	X	X	3	1	4	0	0	0	0	0
2010 Season		14	13	56	16	72	0	0	2	50	10

#69 DL Anthony Hargrove

GP	ST	SOLO	AST	TOT	SACK/YDS	INT/YDS	PD	FF	FR
X	2	3	5	0	0	0	0	0	0
X	2	2	4	0	0	0	0	0	0
X	1	5	6	0	0	0	0	0	0
X	0	2	2	0	0	0	0	0	0
X	3	2	5	1	0	0	0	0	1
X	1	1	2	0	0	0	0	0	0
X	1	1	2	0	0	0	0	0	0
X	1	0	1	0	0	0	0	0	0
X	1	1	2	0	0	0	0	0	0
X	2	2	4	0	0	0	0	0	0
X	2	4	6	0	0	0	0	0	0
X	3	1	4	0	0	0	0	0	0
X	2	5	7	0	0	0	0	0	0
						Inactive (knee)			
X	0	1	1	0	0	0	0	0	0
						Inactive (knee)			
14	0	21	30	51	1	0	0	0	1

#41 S Roman Harper

Date	Opp.	GP	ST	SOLO	AST	TOT	SACK/YDS	INT/YDS	PD	FF	FR
9/9	MIN	X	X	5	1	6	0	0	0	1	0
9/20	@SF	X	X	5	1	6	0	0	1	1	0
9/26	ATL	X	X	6	1	7	0	0	0	1	0
10/3	CAR					Inactive (hamstring)					
10/10	@ARZ	X	X	7	0	7	0	0	0	1	0
10/17	@TB	X	X	7	0	7	0	0	0	0	1
10/24	CLE	X	X	1	2	3	0	0	0	0	0
10/31	PIT	X	X	3	0	3	0	0	0	1	0
11/7	@CAR	X	X	9	1	10	1	7	0	3	0
11/21	SEA	X	X	4	1	5	0	0	0	0	1
11/25	@DAL	X	X	8	2	10	0	0	0	1	0
12/5	@CN	X	X	7	2	9	1	16	0	0	0
12/12	STL	X	X	8	2	10	1	10	0	1	0
12/19	@BAL	X	X	5	3	8	0	0	0	0	0
12/27	@ATL	X	X	3	0	3	0	0	0	0	0
1/2	TB	X	X	4	2	6	0	0	0	0	0
2010 Season		15	15	82	18	100	3	33	1	6	10

#54 LB Ramon Humber

GP	ST	SOLO	AST	TOT	SACK/YDS	INT/YDS	PD	FF	FR
						Signed, 12/1			
						Inactive			
						Inactive			
X	0	0	0	0	0	0	0	0	0
X	0	0	0	0	0	0	0	0	0
X	0	0	0	0	0	0	0	0	0
3	0	0	0	0	0	0	0	0	0

#27 S Malcolm Jenkins

Date	Opp.	GP	ST	SOLO	AST	TOT	SACK/YDS	INT/YDS	PD	FF	FR
9/9	MIN	X	X	1	4	5	0	0	0	1	0
9/20	@SF	X	X	5	3	8	0	0	0	0	1
9/26	ATL	X	X	6	2	8	0	0	0	0	0
10/3	CAR	X	X	4	3	7	1	4	0	0	0
10/10	@ARZ	X	X	3	1	4	0	0	0	1	0
10/17	@TB	X	X	6	1	7	0	0	0	4	0
10/24	CLE	X	X	7	2	9	0	0	0	0	0
10/31	PIT	X	X	4	3	7	0	0	0	3	0
11/7	@CAR	X	X	2	0	2	0	0	0	0	0
						Inactive (neck)					
11/21	SEA	X	X	3	2	5	0	0	0	0	1
11/25	@DAL	X	X	5	3	8	0	0	0	0	0
12/5	@CN	X	X	4	1	5	0	2	105	1	0
12/12	STL	X	X	3	1	4	0	0	0	0	0
12/19	@BAL	X	X	1	0	1	0	0	0	1	0
12/27	@ATL	X	X	2	0	2	0	0	0	0	0
1/2	TB	X	X	2	0	2	0	0	0	0	0
2010 Season		15	15	56	26	82	1	4	2	105	11

#94 LB Kawika Mitchell

GP	ST	SOLO	AST	TOT	SACK/YDS	INT/YDS	PD	FF	FR
						Signed 12/8			
						Inactive			
						Inactive			
						Inactive			
X	0	1	0	0	0	0	0	0	0
1	0	0	1	0	0	0	0	0	0

2010 INDIVIDUAL STATISTICS

Defense

#50 LB Marvin Mitchell												
Date	Opp.	GP	ST	SOLO	AST	TOT	SACK/YDS	INT/YDS	PD	FF	FR	
9/9	MIN	X			1	3	4	0	0	0	0	0
9/20	@SF	X			0	2	2	0	0	0	1	0
9/26	ATL	X			2	0	2	0	0	0	0	0
10/3	CAR	X			0	1	1	0	0	0	0	0
10/10	@ARZ	X			0	2	2	0	0	0	0	0
10/17	@TB	X			2	1	3	0	0	0	1	1
10/24	CLE	X			1	1	2	0	0	0	0	0
10/31	PIT	X			1	1	2	0	0	0	0	1
11/7	@CAR	X			1	0	1	0	0	0	0	0
11/21	SEA	X			0	1	1	0	0	0	0	0
11/25	@DAL	X			2	0	2	0	0	0	0	0
12/5	@CN	X			1	2	3	0	0	0	0	0
12/12	STL	X			3	0	3	0	0	0	0	0
12/19	@BAL	X			5	0	5	1	4	0	0	0
12/27	@ATL	X			1	2	3	0	0	0	1	1
1/2	TB	X			0	2	2	0	0	0	0	0
2010 Season		16	0	20	18	38	1	4	0	0	3	2

#22 CB Tracy Porter												
Date	Opp.	GP	ST	SOLO	AST	TOT	SACK/YDS	INT/YDS	PD	FF	FR	
9/9	MIN	X	X	4	2	6	0	0	0	0	1	0
9/20	@SF	X	X	3	3	6	0	0	1	5	1	0
9/26	ATL	X	X	2	1	3	0	0	0	0	0	0
10/3	CAR	X	X	2	0	2	0	0	0	0	1	0
10/10	@ARZ	X	X	2	0	2	0	0	0	0	0	0
10/17	@TB						Inactive (knee)					
10/24	CLE						Inactive (knee)					
10/31	PIT						Inactive (knee)					
11/7	@CAR						Inactive (knee)					
11/21	SEA	X	X	2	1	3	0	0	0	0	1	0
11/25	@DAL	X	X	7	0	7	0	0	0	0	1	0
12/5	@CN	X	X	4	2	6	0	0	0	0	0	1
12/12	STL	X	X	8	1	9	0	0	0	0	1	0
12/19	@BAL	X	X	3	1	4	0	0	0	0	0	0
12/27	@ATL	X	X	2	2	4	0	0	0	0	1	0
1/2	TB	X	X	5	0	5	0	0	0	0	0	0
2010 Season		12	12	48	15	63	0	0	1	5	8	0

#31 S Pierson Prioleau												
Date	Opp.	GP	ST	SOLO	AST	TOT	SACK/YDS	INT/YDS	PD	FF	FR	
9/9	MIN	X			0	0	0	0	0	0	0	0
9/20	@SF	X			0	0	0	0	0	0	0	0
9/26	ATL	X			0	3	3	0	0	0	0	0
10/3	CAR	X	X	0	0	0	0	0	0	0	0	0
10/10	@ARZ	X			0	0	0	0	0	0	0	0
10/17	@TB	X			1	0	1	0	0	0	0	0
10/24	CLE	X			0	0	0	0	0	0	0	0
10/31	PIT	X			0	3	3	0.5	3	0	0	0
11/7	@CAR						Inactive (ankle)					
11/21	SEA	X			0	0	0	0	0	0	0	0
11/25	@DAL	X			0	0	0	0	0	0	0	0
12/5	@CN	X			0	0	0	0	0	0	0	0
12/12	STL	X			0	0	0	0	0	0	0	0
12/19	@BAL	X			0	0	0	0	0	0	0	0
12/27	@ATL	X			0	0	0	0	0	0	0	0
1/2	TB	X			0	1	1	0	0	0	0	0
2010 Season		15	1	1	7	8	0.5	3	0	0	0	0

#39 S Chris Reis												
Date	Opp.	GP	ST	SOLO	AST	TOT	SACK/YDS	INT/YDS	PD	FF	FR	
9/9	MIN						Inactive					
9/20	@SF						Inactive					
9/26	ATL	X			0	0	0	0	0	0	0	0
10/3	CAR	X			1	2	3	0	0	0	0	0
10/10	@ARZ						Injured Reserve 10/5					
10/17	@TB											
10/24	CLE											
10/31	PIT											
11/7	@CAR											
11/21	SEA											
11/25	@DAL											
12/5	@CN											
12/12	STL											
12/19	@BAL											
12/27	@ATL											
1/2	TB											
2010 Season		2	0	1	2	3	0	0	0	0	0	0

#34 CB Patrick Robinson												
Date	Opp.	GP	ST	SOLO	AST	TOT	SACK/YDS	INT/YDS	PD	FF	FR	
9/9	MIN	X					Inactive					
9/20	@SF											
9/26	ATL	X			1	3	4	0	0	0	1	0
10/3	CAR	X			0	0	0	0	0	0	0	0
10/10	@ARZ	X	X	8	0	8	0	0	0	0	1	0
10/17	@TB	X	X	2	1	3	0	0	0	0	1	0
10/24	CLE	X	X	3	0	3	0	0	0	0	0	0
10/31	PIT	X	X	0	0	0	0	0	0	0	0	0
11/7	@CAR						Inactive (ankle)					
11/21	SEA						Inactive (ankle)					
11/25	@DAL	X			3	0	3	0	0	0	0	0
12/5	@CN	X			0	0	0	0	0	0	0	0
12/12	STL						Inactive					
12/19	@BAL	X			0	0	0	0	0	0	0	0
12/27	@ATL	X			3	1	4	0	0	0	0	0
1/2	TB	X			0	0	0	0	0	0	0	0
2010 Season		11	4	20	5	25	0	0	0	0	3	0

#58 LB Scott Shanley												
Date	Opp.	GP	ST	SOLO	AST	TOT	SACK/YDS	INT/YDS	PD	FF	FR	
9/9	MIN	X	X	3	6	9	0	0	0	0	0	0
9/20	@SF	X	X	2	4	6	0	0	0	0	0	0
9/26	ATL	X	X	5	7	12	0	0	0	0	0	0
10/3	CAR	X	X	2	2	4	0	0	0	0	0	0
10/10	@ARZ	X	X	2	4	6	0	0	0	0	0	0
10/17	@TB						Inactive (hamstring)					
10/24	CLE						Inactive (hamstring)					
10/31	PIT											
11/7	@CAR											
11/21	SEA	X	X	6	5	11	0	0	0	0	0	0
11/25	@DAL	X	X	3	2	5	0	0	0	0	0	0
12/5	@CN	X	X	6	4	10	0	0	0	0	1	1
12/12	STL	X	X	4	4	8	0	0	0	0	0	0
12/19	@BAL	X	X	2	3	5	0	0	0	0	0	0
12/27	@ATL	X	X	3	2	5	0	0	0	0	0	0
1/2	TB	X	X	1	4	5	0	0	0	0	0	0
2010 Season		14	14	46	52	98	0	0	0	0	3	1

#42 S Darren Sharper												
Date	Opp.	GP	ST	SOLO	AST	TOT	SACK/YDS	INT/YDS	PD	FF	FR	
9/9	MIN						PUP List					
9/20	@SF						PUP List					
9/26	ATL						PUP List					
10/3	CAR						PUP List					
10/10	@ARZ						PUP List					
10/17	@TB						PUP List					
10/24	CLE	X			2	0	2	0	0	0	0	0
10/31	PIT	X			0	4	4	0	0	0	0	1
11/7	@CAR	X	X	3	2	5	0	0	0	0	1	0
11/21	SEA						Inactive (hamstring)					
11/25	@DAL						Inactive (hamstring)					
12/5	@CN	X			2	3	5	0	0	0	0	0
12/12	STL	X			2	2	4	0	0	0	0	0
12/19	@BAL	X			1	0	1	0	0	0	1	0
12/27	@ATL	X			1	0	1	0	0	0	1	0
1/2	TB	X			3	2	5	0	0	0	0	0
2010 Season		8	1	14	13	27	0	0	0	0	2	1

#91 DE Will Smith												
GP	ST	SO	LO	AST	TOT	SACK/YDS	INT/YDS	PD	FF	FR		
X	X	0	3	3	0	0	0	0	0	0	0	0
X	X	2	3	5	0	0	0	0	2	0	0	0
X	X	4	1	5	1	9	0	0	0	0	0	0
X	X	3	2	5	0	0	0	0	1	0	0	0
Inactive (groin)												
X	X	1	1	2	0	0	0	0	0	0	0	0
X	X	4	4	8	0	0	0	0	0	0	0	0
X	X	1	4	5	1.5	9	0	0	1	0	0	0
X	X	0	5	5	0	0	0	0	0	0	0	0
X	X	1	3	4	0	0	0	0	1	0	0	0
X	X	2	4	6	1	0	1	4	0	1	0	0
X	X	2	1	3	0	0	0	0	0	0	0	0
X	X	3	0	3	0	0	0	0	0	0	0	0
X	X	4	1	5	0	0	0	0	0	0	0	0
X	X	3	2	5	1	8	0	0	0	0	0	0
X	X	1	3	6	1	5	0	0	0	0	0	0
15	15	31	31	70	70	5.5	35	1	4	5	1	0

2010 INDIVIDUAL STATISTICS

Defense

		#24 CB Leigh Torrence											#51 LB Jonathan Vilma											
Date	Opp.	GP	ST	SOLO	AST	TOT	SACK/YDS	INT/YDS	PD	FF	FR		GP	ST	SOLO	AST	TOT	SACK/YDS	INT/YDS	PD	FF	FR		
9/9	MIN						Signed, 9/14							X	X	2	4	6	0	0	1	5	1	0
9/20	@SF	X			0	0	0	0	0	0	0	0	X	X	5	6	11	0	0	0	0	0	1	0
9/26	ATL	X			0	2	2	0	0	0	0	0	X	X	8	3	11	0	0	0	0	0	0	0
10/3	CAR				Released, 10/2; Re-signed, 10/5							X	X	2	4	6	0	0	0	0	0	1	0	0
10/10	@ARZ	X			0	0	0	0	0	0	0	0	X	X	4	4	8	1	11	0	0	0	0	0
10/17	@TB	X			3	1	4	0	0	0	0	1	0	X	X	1	5	6	0	0	0	0	0	0
10/24	CLE	X			0	1	1	0	0	0	0	0	0	X	X	1	3	4	0	0	0	0	0	0
10/31	PIT	X			5	2	7	0	0	1	21	0	0	X	X	7	2	9	1	12	0	0	1	0
11/7	@CAR	X			2	0	2	1	14	0	0	0	0	X	X	5	2	7	0	0	0	0	1	0
11/21	SEA	X			3	0	3	0	0	0	0	0	0	X	X	1	3	4	0	0	0	0	0	0
11/25	@DAL	X			0	0	0	0	0	0	0	0	0	X	X	7	4	11	0	0	0	0	0	0
12/5	@CN				Inactive							X	X	6	7	13	1	6	0	0	0	0	0	
12/12	STL	X			0	0	0	0	0	0	0	0	0	X	X	5	6	11	1	22	0	0	0	1
12/19	@BAL	X			3	0	3	0	0	0	0	2	0	X	X	8	5	13	0	0	0	0	0	0
12/27	@ATL	X			0	0	0	0	0	0	0	0	0	X	X	5	2	7	0	0	0	0	0	1
1/2	TB	X			0	0	0	0	0	0	0	0	0	X	X	2	2	4	0	0	0	0	0	0
2010 Season		13	0	16	6	22	1	14	1	21	3	0	0	16	69	62	131	4	51	1	5	4	2	1

#59 LB Anthony Waters												#99 DL Jimmy Wilkerson											
Date	Opp.	GP	ST	SOLO	AST	TOT	SACK/YDS	INT/YDS	PD	FF	FR	GP	ST	SOLO	AST	TOT	SACK/YDS	INT/YDS	PD	FF	FR		
9/9	MIN	X			0	0	0	0	0	0	0	X		1	0	1	0	0	0	0	0		
9/20	@SF						Inactive (hamstring)					X		0	2	2	0	0	0	0	0		
9/26	ATL						Inactive (hamstring)					X		3	2	5	0	0	0	0	0		
10/3	CAR						Inactive (hamstring)					X		0	2	2	0	0	0	0	0		
10/10	@ARZ						Inactive					X		2	1	3	0	0	0	0	0		
10/17	@TB	X			0	0	0	0	0	0	0	X		1	2	3	1	1	0	0	0		
10/24	CLE	X			0	0	0	0	0	0	0	X		1	4	5	0	0	0	0	0		
10/31	PIT						Inactive					X		0	0	0	0	0	0	0	0		
11/7	@CAR	X			0	0	0	0	0	0	0	X		3	1	4	0	0	0	0	0		
11/21	SEA	X			0	0	0	0	0	0	0	X		0	2	2	0	0	0	0	0		
11/25	@DAL	X			0	0	0	0	0	0	0	X		1	3	4	0	0	0	0	0		
12/5	@CN	X			0	0	0	0	0	0	0	X		0	0	0	0	0	0	0	0		
12/12	STL	X			0	0	0	0	0	0	0	X		2	2	4	0	0	0	0	0		
12/19	@BAL	X			0	0	0	0	0	0	0	X		1	1	2	1	10	0	0	0		
12/27	@ATL	X			0	0	0	0	0	0	0	X		3	0	3	0	0	0	0	0		
1/2	TB						Inactive (ankle)					X		1	2	3	0	0	0	0	0		
2010 Season		10	0	0	0	0	0	0	0	0	0	16	0	19	24	43	2	11	0	0	0		

		#28 S Usama Young										
Date	Opp.	GP	ST	SOLO	AST	TOT	SACK/YDS	INT/YDS	PD	FF	FR	
9/9	MIN	X			0	0	0	0	0	0	0	
9/20	@SF	X			0	0	0	0	0	0	0	
9/26	ATL						Inactive					
10/3	CAR	X			6	0	6	1	4	0	0	
10/10	@ARZ	X			0	0	0	0	0	0	0	
10/17	@TB	X			0	0	0	0	0	0	0	
10/24	CLE	X	X		2	1	3	0	0	0	0	
10/31	PIT	X	X		1	0	1	0	0	0	0	
11/7	@CAR	X			1	0	1	0	0	0	0	
11/21	SEA	X	X		4	1	5	0	0	3	0	
11/25	@DAL	X			0	0	0	0	0	0	0	
12/5	@CN	X			0	0	0	0	0	0	0	
12/12	STL						Inactive					
12/19	@BAL						Inactive					
12/27	@ATL						Inactive					
1/2	TB						Inactive					
2010 Season		11	3	14	2	16	1	4	0	0	3	

2010 INDIVIDUAL STATISTICS

Kicking

#3 K John Carney

Date	Opp.	GP	PATs		FGs		PCT	LG	PTS	BLK	1-19		20-29		30-39		40-49		50+	
			M	A	M	A					M	A	M	A	M	A	M	A	M	A
9/9	MIN																			
9/20	@SF																			
9/27	ATL																			
10/3	CAR	X	1	1	3	3	100.0	32	10	0	0	0	1	1	2	2	0	0	0	0
10/10	@ARZ	X	2	2	2	3	66.7	32	8	0	0	0	0	1	2	2	0	0	0	0
10/17	@TB																			
10/24	CLE																			
10/31	PIT																			
11/7	@CAR																			
11/21	SEA																			
11/25	@DAL																			
12/5	@CIN																			
12/12	STL																			
12/19	@BAL																			
12/27	@ATL																			
1/2	TB																			
2010 Season		2	3	3	5	6	83.3	32	18	0	0	0	1	2	4	4	0	0	0	0

#5 K Garrett Hartley

Date	Opp.	GP	PATs		FGs		PCT	LG	PTS	BLK	1-19		20-29		30-39		40-49		50+	
			M	A	M	A					M	A	M	A	M	A	M	A	M	A
9/9	MIN	X	2	2	0	2	0.0	-	2	0	0	0	0	0	0	1	0	1	0	0
9/20	@SF	X	2	2	3	3	100.0	46	11	0	1	1	0	0	1	1	1	1	0	0
9/27	ATL	X	3	3	1	2	50.0	32	6	0	0	0	0	1	1	1	0	0	0	0
10/3	CAR																			
10/10	@ARZ																			
10/17	@TB	X	4	4	1	2	50.0	27	7	0	0	0	1	1	0	1	0	0	0	0
10/24	CLE	X	2	2	1	1	100.0	32	5	0	0	0	0	0	1	1	0	0	0	0
10/31	PIT	X	2	2	2	2	100.0	31	8	0	0	0	1	1	1	1	0	0	0	0
11/7	@CAR	X	4	4	2	2	100.0	36	10	0	0	0	0	0	2	2	0	0	0	0
11/21	SEA	X	4	4	0	1	0.0	-	4	0	0	0	0	1	0	0	0	0	0	0
11/25	@DAL	X	3	3	3	3	100.0	50	12	0	0	0	1	1	0	0	1	1	1	1
12/5	@CIN	X	4	4	2	2	100.0	48	10	0	0	0	1	1	0	0	1	1	0	0
12/12	STL	X	4	4	1	1	100.0	40	7	0	0	0	0	0	0	0	1	1	0	0
12/19	@BAL	X	3	3	1	1	100.0	47	6	0	0	0	0	0	0	0	1	1	0	0
12/27	@ATL	X	2	2	1	1	100.0	52	5	0	0	0	0	0	0	0	0	0	1	1
1/2	TB	X	1	1	2	2	100.0	45	7	0	0	0	0	0	1	1	1	1	0	0
2010 Season		14	40	40	20	25	80.0	52	100	0	1	1	4	6	7	9	6	7	2	2

Punting

#6 P Thomas Morstead

Date	Opp.	GP	NO	YDS	AVG	NET	AVG	TB	IN20	LG	BLK
9/9	MIN	X	5	216	43.2	214	42.8	0	2	58	0
9/20	@SF	X	6	280	46.7	251	41.8	0	4	58	0
9/26	ATL	X	2	98	49.0	78	39.0	1	0	57	0
10/3	CAR	X	3	160	53.3	121	40.3	1	0	57	0
10/10	@ARZ	X	3	138	46.0	134	44.7	0	0	53	0
10/17	@TB	X	1	46	46.0	46	46.0	0	1	46	0
10/24	CLE	X	4	204	51.0	102	25.5	0	1	56	0
10/31	PIT	X	4	175	43.8	137	34.3	0	3	55	0
11/7	@CAR	X	5	232	46.4	194	38.8	1	3	63	0
11/21	SEA	X	1	40	40.0	40	40.0	0	1	40	0
11/25	@DAL	X	2	120	60.0	107	53.5	0	1	64	0
12/5	@CIN	X	3	136	45.3	106	35.3	0	0	53	0
12/12	STL	X	2	90	45.0	60	30.0	1	0	50	0
12/19	@BAL	X	6	253	42.2	218	36.3	0	2	47	0
12/27	@ATL	X	7	317	45.3	291	41.6	1	2	55	0
1/2	TB	X	3	113	37.7	89	29.7	1	1	39	0
2010 Season		16	57	2,618	45.9	2,188	38.4	6	21	64	0

2010 TURNOVERTABLE

Saints Takeaways

Opp	Qtr	Turnover	Spot*	Result
vs. Min	2	Favre intercepted by Vilma	MIN 34	Missed Field Goal
at SF	1	Smith intercepted by Harper	NO 26	Punt
at SF	2	Walker fumble recovered by Jenkins	NO 8	Half
at SF	4	Smith intercepted by Porter	NO 10	Punt
at SF	4	Adams fumble recovered by Roby	SF 17	Field Goal
vs. Atl	3	DeCoud muffed punt recovered by Kyle	ATL 39	Touchdown
vs. Car	3	Munnerlyn fumble recovered by Roby	CAR 29	Field Goal
at Arz	1	Hall intercepted by Greer	NO 25	Field Goal
at TB	3	C. Williams fumble recovered by Mitchell	TB 48	Touchdown
vs. Pit	4	Miller fumble recovered by Sharper	NO 34	Touchdown
vs. Pit	4	Roethlisberger intercepted by Torrence	NO 48	End of Game
at Car	1	Stewart fumble recovered by A. Brown	CAR 27	Touchdown
at Car	3	Clausen intercepted by Greer	CAR 24	Touchdown
vs. Sea	3	Lynch fumble recovered by Harper	NO 48	Interception
vs. Sea	3	Lynch fumble recovered by Shanle	NO 44	Missed Field Goal
at Dal	1	Kitna intercepted by Smith	DAL 36	Field Goal
at Dal	4	McBriar fumble recovered by Porter	NO 48	Interception
at Dal	4	R. Williams fumble recovered by Jenkins	NO 11	Touchdown
vs. StL	1	Jackson fumble recovered by Greer	NO 48	Touchdown
vs. StL	2	Bradford intercepted by Jenkins	NO 4	Touchdown
vs. StL	4	Bradford intercepted by Jenkins	NO EZ	Interception
at Atl	2	McClure fumble recovered by Vilma	ATL 38	Touchdown
at Atl	3	Turner fumble recovered by Mitchell	NO 1	Punt
vs. TB	2	Freeman fumble recovered by Charleston	NO 48	Interception
vs. TB	4	Blount fumble recovered by Dunbar	TB 35	Punt
Takeaway Totals: 25 takeaways (9 interceptions, 16 fumbles), 75 points (9 TD, 4 FG)				

Saints Giveaways

Opp	Qtr	Turnover	Spot*	Result
vs. Atl	1	Brees intercepted by Grimes	ATL 15	Punt
vs. Atl	2	Brees intercepted by DeCoud	ATL 28	Touchdown
vs. Atl	3	Ivory fumble recovered by Davis	ATL 32	Field Goal
vs. Car	1	Moore fumble recovered by Anderson	CAR 1	Punt
vs. Car	1	Ivory fumble recovered by Anderson	CAR 23	Punt
at Arz	2	Brees intercepted by Lenon	NO 4	Touchdown
at Arz	4	Betts fumble recovered by Rhodes	NO 19	Touchdown
at Arz	4	Brees intercepted by Toler	ARZ 39	Punt
at Arz	4	Brees intercepted by Rodgers-Cromartie	NO 28	Touchdown
at TB	2	Brees intercepted by Grimm	TB 9	Half
vs. Cle	2	Brees intercepted by Fujita	CLE 3	Punt
vs. Cle	2	Brees intercepted by Bowens	NO 30	Touchdown
vs. Cle	2	Brees intercepted by Brown	CLE 28	Half
vs. Cle	4	Brees intercepted by Bowens	CLE 36	Touchdown
vs. Pit	2	Brees intercepted by Taylor	NO 45	Missed Field Goal
vs. Pit	4	Brees fumble recovered by Woodley	PIT 27	Fumble
at Car	1	Brees intercepted by Marshall	CAR 11	Field Goal
vs. Sea	3	Brees intercepted by Hawthorne	SEA EZ	Fumble
vs. Sea	4	Brees intercepted by Thomas	SEA EZ	Game
at Dal	3	Bush fumble recovered by L. Williams	NO 20	Touchdown
at Dal	4	Brees intercepted by Sensabaugh	NO 49	Touchdown
at Cin	3	Brees intercepted by Nelson	CIN 47	Touchdown
vs. StL	2	Brees intercepted by Fletcher	STL 35	Field Goal
vs. StL	2	Roby fumble recovered by Stewart	NO 21	Interception
vs. StL	4	Brees intercepted by Dahl	50	Touchdown
at Bal	4	Brees intercepted by Redding	NO 18	Field Goal
at Atl	4	Brees intercepted by Davis	NO 26	Touchdown
at Atl	4	Brees intercepted by Abraham	ATL 41	Punt
vs. TB	2	Jones fumble recovered by Okam	TB 4	Touchdown
vs. TB	2	Brees intercepted by Asante	TB 4	Half
vs. TB	3	Brees fumble recovered by Crowder	NO 38	Touchdown
Giveaway Totals: 31 giveaways (22 interceptions, 9 fumbles), 107 points (13 TD, 4 FG)				

*Spot where the turnover was made

2010TransactionsLog

JULY

15 – Signed DT **Al Woods** to a four-year contract.

19 – Agreed to terms with QB **Sean Canfield** on a four-year contract.

22 – Re-signed DE **Bobby McCray** (FA) to a one-year contract and signed C/G **Matt Tennant** to a four-year contract. Waived LB **Harry Coleman**, LB **Sam Maxwell**, DE **Brandon Sharpe** and CB **Marcell Young**.

26 – Signed T **Charles Brown** to a four-year contract.

28 – Agreed to terms with TE **Jimmy Graham** on a four-year contract and QB **Patrick Ramsey** (FA) on a one-year contract. Waived DT **Earl Heyman** and released FB **Jason McKie**.

30 – Signed CB **Patrick Robinson** to a five-year contract. Waived LS **Clint Gresham**.

AUGUST

6 – Signed WR **Mark Bradley** (FA) to one-year contract. Waived WR **Matt Simon**.

12 – Signed LB **Harry Coleman**.

16 – Waived WR **Larry Beavers**. Placed RB **Lynell Hamilton** on Reserve/Injured. Signed RB **Ladell Betts** (FA) to a one-year contract.

20 – Re-signed FB **Jason McKie** (FA) to a one-year contract. Waived/injured FB **Marcus Mailei**.

22 – Placed FB **Marcus Mailei** on Reserve/Injured.

23 – Signed RB **DeShawn Wynn** (FA). Waived/injured RB **P.J. Hill**.

24 – Released WR **Mark Bradley** and LB **Troy Evans**. Waived G **Tim Duckworth**, CB **Danny Gorrer** and WR **Rod Harper**.

25 – Placed RB **P.J. Hill** on Reserve/Injured. Signed LB **K.C. Asiodu** (FA).

30 – Signed DT **Kendrick Clancy** (FA).

31 – Waived QB **Sean Canfield** and WR **Andy Tanner**.

SEPTEMBER

4 – Placed LB **Clint Ingram** and S **Darren Sharper** on physically unable to perform list. Placed LB **Jonathan Casillas** on

Reserve/Injured. Terminated contracts of RB **Ladell Betts**, DT **Kendrick Clancy**, C **Nick Leckey**, G **Terrence Metcalf**, DE **Bobby McCray**, FB **Jason McKie** and QB **Patrick Ramsey**.

Waived WR **Montez Billings**, G **Brandon Carter**, G/T **Na'Shan Goddard**, T **Jermey Parnell**, LB **Harry Coleman**, CB **Reggie Jones**, FB **Zak Keasey**, TE **Tyler Lorenzen**, DT **DeMario Pressley**, DT **Jay Ross**, DT **Al Woods** and S **Chip Vaughn**.

5 – Signed to Practice Squad: CB **Reggie Jones**, QB **Sean Canfield**, FB **Matt Clapp**, WR **Montez Billings**, G **Brandon Carter**, LB **Harry Coleman** and DT **DeMario Pressley**.

6 – Signed LB **Danny Clark** (FA). Released TE **Tory Humphrey**. Signed OL **Roger Allen** and RB **Brandon Minor** to Practice Squad.

7 – Re-signed TE **Tory Humphrey** and released CB **Leigh Torrence**.

14 – Re-signed CB **Leigh Torrence** and waived LB **K.C. Asiodu**. Terminated Practice Squad contracts of G **Brandon Carter** and FB **Matt Clapp**. Signed OL **Jacob Bender** and FB **Jed Collins** to Practice Squad.

18 – Re-signed QB **Sean Canfield** to Practice Squad. Terminated Practice Squad contract of FB **Jed Collins**.

22 – Re-signed RB **Ladell Betts**. Waived RB **DeShawn Wynn**. Terminated Practice Squad contract of QB **Sean Canfield**. Re-signed FB **Jed Collins** to Practice Squad.

24 – Re-signed RB **DeShawn Wynn** to Practice Squad. Terminated Practice Squad contract of RB **Brandon Minor**.

29 – Signed K **John Carney** (FA). Waived WR **Adrian Arrington**. Signed T **Jermey Parnell** to Practice Squad. Terminated Practice Squad contract of OL **Jacob Bender**.

OCTOBER

1 – Re-signed WR **Adrian Arrington** to Practice Squad. Terminated Practice Squad contract of WR **Montez Billings**.

2 – Signed QB **Sean Canfield** to Practice Squad. Signed RB **DeShawn Wynn** to active roster from Practice Squad. Released CB **Leigh Torrence**.

5 – Re-signed CB **Leigh Torrence**. Placed S **Chris Reis** on Reserve/Injured.

6 – Terminated Practice Squad contract of QB **Sean Canfield**. Signed DB **Mark Parson** to Practice Squad.

8 – Re-signed QB **Sean Canfield** to Practice Squad. Terminated Practice Squad contract of DB **Reggie Jones**.

12 – Signed S **Matt Giordano** (FA) and RB **Julius Jones** (FA). Released K **John Carney**. Terminated Practice Squad contract of LB **Harry Coleman**. Re-signed CB **Reggie Jones** to Practice Squad.

13 – Terminated Practice Squad contract of QB **Sean Canfield**. Signed RB **Chris Taylor** to Practice Squad.

14 – T **Jermey Parnell** terminated Practice Squad contract (signed with Dallas). Re-signed WR **Montez Billings** to Practice Squad.

TRANSACTIONSLOG

2010 TransactionsLog

- 15** – Signed OL **Brian De La Puente** to Practice Squad. Terminated Practice Squad contract of WR **Montez Billings**.
- 20** – Signed CB **Quincy Butler** (FA). Placed CB **Randall Gay** on Reserve/Injured. Released LB **Clint Ingram**.
- 23** – Activated S **Darren Sharper** from physically unable to perform list. Released CB **Quincy Butler**. Signed QB **Sean Canfield** to Practice Squad. Terminated Practice Squad contract of RB **Chris Taylor**.
- 27** – Terminated Practice Squad contract of QB **Sean Canfield**. Re-signed RB **Chris Taylor** to Practice Squad.
- 30** – Terminated Practice Squad contract of RB **Chris Taylor**. Re-signed QB **Sean Canfield** to practice squad.

NOVEMBER

- 1** – Terminated Practice Squad contract of QB **Sean Canfield**. Re-signed RB **Chris Taylor** to Practice Squad.
- 6** – Terminated Practice Squad contract of RB **Chris Taylor**. QB **Sean Canfield** re-signed to Practice Squad.
- 10** – Terminated Practice Squad contract of QB **Sean Canfield**. RB **Chris Taylor** re-signed to practice squad.
- 20** – Terminated Practice Squad contract of RB **Chris Taylor**. QB **Sean Canfield** signed to Practice Squad. Signed LS **Jake Ingram** (FA). Placed LS **Jason Kyle** on Reserve Injured.
- 23** – Signed QB **Sean Canfield** to active roster from Practice Squad. Signed LS **Justin Drescher** (FA). Placed LB **Stanley Arnoux** on

Reserve/Injured. Waived LS **Jake Ingram**.

DECEMBER

- 1** – Waived QB **Sean Canfield**. Signed LB **Ramon Humber** (FA).
- 4** – Terminated Practice Squad contract of RB **Chris Taylor**. Signed QB **Sean Canfield** to Practice Squad.
- 8** – Signed LB **Kawika Mitchell** (FA). Placed RB **Ladell Betts** on Reserve/Injured. Terminated Practice Squad contract of QB **Sean Canfield**. Re-signed RB **Chris Taylor** to Practice Squad.
- 11** – Terminated Practice Squad contract of RB **Chris Taylor**. Signed QB **Sean Canfield** to the Practice Squad.
- 13** – Terminated Practice Squad contract of QB **Sean Canfield**. Re-signed RB **Chris Taylor** to the Practice Squad.
- 15** – DT **DeMario Pressley** terminated Practice Squad contract (signed with Houston). Terminated Practice Squad contract of DB **Mark Parson**. Signed TE **Tyler Lorenzen** and DT **Swanson Miller** to the Practice Squad.
- 27** – Re-signed QB **Sean Canfield** to the Practice Squad. Terminated Practice Squad contract of DT **Swanson Miller**.
- 29** – Terminated Practice Squad contract of QB **Sean Canfield**. CB **Reggie Jones** terminated practice squad contract (signed with Washington). Placed WR **Courtney Roby** on Reserve/Injured. Signed DT **Mitch King** and WR **Andy Tanner** to the Practice Squad.

2011 TransactionsLog

JANUARY

- 4** – Placed RB **Chris Ivory** on Reserve/Injured. Signed RB **DeShawn Wynn** (FA).
- 5** – Placed RB **Pierre Thomas** on Reserve/Injured. Signed RB **Joiqe Bell** from Philadelphia Practice Squad.
- 7** – Signed QB **Sean Canfield**, LB **Ezra Butler** and CB **Mark Parson** to the Practice Squad. Terminated Practice Squad contracts of WR **Andy Tanner** and TE **Tyler Lorenzen**.
- 13** – Signed OL **Roger Allen**, QB **Sean Canfield**, TE **Tyler Lorenzen**, OL **Brian De La Puente**, RB **Chris Taylor**, WR **Andy Tanner**, CB **Mark Parson**, FB **Jed Collins** and WR **Montez Billings** to the active roster from the Practice Squad.
- 14** – Signed DT **Swanson Miller** (FA).
- 19** – Signed WR **Ezra Butler** (FA) and DT

Mitch King (FA).

- 21** – Signed DT **Tom Johnson** (FA).

FEBRUARY

- 10** – Waived RB **P.J. Hill** and FB **Marcus Mailai**.
- 22** – Released TE **Jeremy Shockey**.

JULY

27 – Agreed to terms with undrafted free agents S **Isa Abdul-Quddas**, T **Coy Beilby**, WR **John Chiles**, QB **Ryan Colburn**, WR **Jarred Fayson**, TE **Harry Flaherty**, RB **C.J. Gable**, WR **Michael Galatas**, CB **Josh Gatlin**, TE **Michael Higgins**, LB **Jeremiha Hunter**, FB **Kolby Hurt**, G **Carl Johnson**, DT **Dexter Larimore**, S **DeAndre McDaniel**, WR **Joseph Morgan**, LS **Kyle Nelson**, LB **Dwight Roberson**, K **Jacob Rogers**, T **Mike Smith**,

TRANSACTIONSLOG

and C **Ryan Taylor**.

28 – Acquired S **Jonathon Amaya** and a conditional draft pick in exchange for RB **Reggie Bush**. Agreed to terms with LB **Nate Bussey**, CB **Johnny Patrick**, and DE **Greg Romeus**.

29 – Agreed to terms with LT **Jermon Bushrod**, LB **Danny Clark**, LB **Jo-Lonn Dunbar**, G **Dan Gay**, FB **Korey Hall**, S **Roman Harper**, LB **Will Herring**, DE **Curtis Johnson**, WR **Lance Moore**, S **Pierson Prioleau**, S **Chris Reis**, LB **Scott Shanle**, RB **Darren Sproles**, CB **Leigh Torrence**. Released CB **Randall Gay** and LS **Jason Kyle**. Waived LB **Stanley Arnoux**.

30 – Agreed to terms with RB **Mark Ingram** and LB **Martez Wilson**.

31 – Agreed to Terms with WR **Courtney Roby** and CB **Fabian Washington**.

AUGUST

1 – Agreed to terms with LB **Clint Ingram**, DE **Turk McBride**, C **Cecil Newton** and G **Carl Nicks**.

2 – Agreed to terms with TE **Tory Humphrey**, DE **Cameron Jordan**, CB **Terrail Lambert** and T **Zach Strief**. Waived CB **Josh Gatlin** and G **Carl Johnson**.

3 – Agreed to terms with T **Alex Barron**, T **George Foster** and DT **Aubrayo Franklin**. Waived K **Jacob Rogers**. Placed LB **Jeremiha Hunter** on Injured Reserve.



4 – Agreed to terms with CB **Trumaine McBride**. Waived T **Coy Beilby**, QB **Ryan Colburn**, TE **Harry Flaherty**, RB **C.J. Gable**, RB **Lynell Hamilton**, and T **Mike Smith**.

5 – Agreed to terms with C **Olin Kreutz**. Waived WR **Michael Galatas**.

6 – Agreed to terms with DE **Jeff Charleston**. Waived DE **Curtis Johnson**.

10 – Signed T **Jordan Black**. Waived LB **Danny Clark**.

15 – Released T **Jon Stinchcomb**.



2010 GAME BY GAME REVIEW



VS.

MINNESOTA

GAME **1**



SAINTS: 14

VIKINGS: 9

LOUISIANA SUPERDOME

NEW ORLEANS, LA. - 9/9/10

ATTENDANCE: 70,051 TIME: 2:43

Approximately 15 minutes after their Super Bowl XLIV Championship banner was unveiled in the Superdome, the Saints immediately got on the board in the NFL kickoff contest against the Minnesota Vikings. However Minnesota eventually scored a touchdown and a field goal to take the lead at halftime before putting it back in New Orleans' hands with a one-yard scoring run by RB **Pierre Thomas** in the third quarter for a 14-9 lead that would stand backed by a consistent performance on offense, defense and special teams.

Winning the coin toss and electing to receive, starting at the New Orleans 23-yard line, QB **Drew Brees** immediately found WR **Marques Colston** for a 28-yard gain and then WR **Lance Moore** on a 12-yard completion. After RB **Reggie Bush** rushed eight yards to move up to the Vikings 29, Brees found WR **Devery Henderson** at the seven, where he scampered in to the end zone to give the Saints a 7-0 lead.

Neither club would score again until the start of the second quarter until Minnesota finally advanced past midfield, allowing K **Ryan Longwell** to boot a 42-

yard field goal.

Minnesota was advancing again on their next drive, however LB **Jonathan Vilma** picked off Vikings QB **Brett Favre** at the Vikings 31 to snuff out the drive. Favre would eventually give the Vikings the halftime 9-7 lead with a 20-yard TD pass to TE **Visanthe Shiancoe**.



GAME NOTES

The Saints won their third consecutive home opener for the first time in club history.

LB **Jonathan Vilma** intercepted Vikings QB **Brett Favre** in the second quarter to go with six tackles.

QB **Drew Brees** and WR **Devery Henderson** connected on a 29-yard TD on a third down play on New Orleans' first drive for their first points of the season.

DT **Remi Ayodele** blocked an extra point in the second quarter, the first extra point blocked by the Saints since DT **Grady Jackson** at Cincinnati on Dec. 22, 2002.

New Orleans would take the lead on the only other score of the evening on their first possession of the second half when a 11-play, 74-yard drive ended with Thomas' scoring run.

SAINTS-VIKINGS GAME SUMMARY

Minnesota Vikings	0	9	0	0	-	9
New Orleans Saints	7	0	7	0	-	14

Team	Qtr	Time	Play Description (Extra Point) (Drive Info)	V-H
NO	1	12:56	Henderson 29 pass from Brees (Hartley kick) (5-77, 2:04)	0-7
MIN	2	5:28	Longwell 41 FG (16-66, 9:25)	3-7
MIN	2	0:34	Shiancoe 20 pass from Favre (kick blocked) (5-64, 0:45)	9-7
NO	3	6:13	P. Thomas 7 run (Hartley kick) (11-74, 6:43)	9-14

FIELD GOALS (made () and missed)

MIN: Longwell (41)

NO: Hartley 46WL 32WL

2010 GAME BY GAME REVIEW

1

vs. Minnesota

MINNESOTA VIKINGS							NEW ORLEANS SAINTS								
RUSHING	ATT	YDS	AVG	LG	TD		RUSHING	ATT	YDS	AVG	LG	TD			
Peterson	19	87	4.6	14	0		P. Thomas	19	71	3.7	11	1			
Young	3	2	0.7	2	0		Bush	2	14	7.0	8	0			
Harvin	1	2	2.0	2	0		Brees	4	-6	-1.5	-1	0			
Total	23	91	4.0	14	0		Total	25	79	3.2	11	1			
PASSING	ATT	CMP	YDS	SK/YD	TD	LG	INT	PASSING	ATT	CMP	YDS	SK/YD	TD	LG	INT
Favre	27	15	171	1/9	1	33	1	Brees	36	27	237	1/8	1	29t	0
Total	27	15	171	1/9	1	33	1	Total	36	27	237	1/8	1	29t	0
RECEIVING	NO	YDS	AVG	LG	TD		RECEIVING	NO	YDS	AVG	LG	TD			
Shiancoe	4	76	19.0	33	1		Colston	5	62	12.4	28	0			
Peterson	3	14	4.7	11	0		Bush	5	33	6.6	19	0			
Young	2	11	5.5	13	0		Meachem	3	33	11.0	26	0			
Camarillo	1	29	29.0	29	0		Moore	3	23	7.7	12	0			
Harvin	1	12	12.0	12	0		Shockey	3	23	7.7	14	0			
Lewis	1	12	12.0	12	0		P. Thomas	3	15	5.0	15	0			
Dugan	1	8	8.0	8	0		Henderson	2	38	19.0	29t	1			
Kleinsasser	1	6	6.0	6	0		D.Thomas	2	3	1.5	3	0			
Berrian	1	3	3.0	3	0		Evans	1	7	7.0	7	0			
Total	15	171	11.4	33	1		Total	27	237	8.8	29t	1			
INT	NO	YDS	AVG	LG	TD		INT	NO	YDS	AVG	LG	TD			
Total	0	0	0.0	0	0		Vilma	1	5	5.0	5	0			
							Total	1	5	5.0	5	0			
PUNTING	NO	YDS	AVG	TB	I20	LG	PUNTING	NO	YDS	AVG	TB	I20	LG		
Kluwe	7	310	44.3	0	2	49	Morstead	5	216	43.2	0	2	58		
Total	7	310	44.3	0	2	49	Total	5	216	43.2	0	2	58		
PT RET	NO	YDS	AVG	FC	LG	TD	PT RET	NO	YDS	AVG	FC	LG	TD		
Berrian	2	2	1.0	2	2	0	Bush	3	7	2.3	1	6	0		
Total	2	2	1.0	2	2	0	Total	3	7	2.3	1	6	0		
KO RET	NO	YDS	AVG	FC	LG	TD	KO RET	NO	YDS	AVG	FC	LG	TD		
Harvin	2	41	20.5	0	22	0	Roby	3	70	23.3	0	25	0		
Total	2	41	20.5	0	22	0	Total	3	70	23.3	0	25	0		

TEAM STATISTICS	MIN	NO	TEAM STATISTICS	MIN	NO
TOTAL FIRST DOWNS	12	18	FGs-PATs HAD BLOCKED	0-1	0-0
By Rushing	5	6	Net Punting Avg.	43.3	42.8
By Passing	7	12	TOTAL RETURN YARDAGE	2	12
By Penalty	0	0	No. and Yards Punt Returns	2-2	3-7
3rd DOWN EFFICIENCY	5-13-38%	3-11-27%	No. and Yards Kickoff Returns	2-41	3-70
4th DOWN EFFICIENCY	0-0-0%	0-0-0%	No. and Yards Interception Returns	0-0	1-5
TOTAL NET YARDS	253	308	PENALTIES: No.-Yds.	6-60	3-20
Total Plays	51	62	FUMBLES: No.-Lost	1-0	1-0
Avg. Per Play	5.0	5.0	TOUCHDOWNS	1	2
NET YARDS RUSHING	91	79	Rushing	0	1
Total Rushes	23	25	Passing	1	1
Avg. Per Play	4.0	3.2	EXTRA POINTS: Made-Att.	0-1	2-2
Tackles For Loss-Yards	2-2	3-6	Kicking: Made-Att.	0-1	2-2
NET YARDS PASSING	162	229	FIELD GOALS: Made-Att.	1-1	0-2
Sacked-Yards Lost	1-9	1-8	RED ZONE EFFICIENCY	0-0-0%	1-2-50%
Gross Yards	171	237	GOAL-TO-GO EFFICIENCY	0-0-0%	1-1-100%
PASSING: Att.-Comp.-INT	27-15-1	36-27-0	SAFETIES	0	0
Avg. Per Play	5.8	6.2	FINAL SCORE	9	14
KICKOFFS: No.-In EZ-Touchbacks	3-1-0	3-3-1	TIME OF POSSESSION	26:17	33:43
PUNTS: No.-Avg.	7-44.3	5-43.2			
Had Blocked	0	0			

2011 MEDIA
SAINTS GUIDE

OWNERSHIP

FOOTBALL

ADMINISTRATION

RECORDS

HISTORY

2010 GAME BY GAME REVIEW



AT

SAN FRANCISCO

GAME 2



SAINTS: 25

49ERS: 22

CANDLESTICK PARK

SAN FRANCISCO, CA. - 9/20/10

ATTENDANCE: 69,732 TIME: 3:21

The Saints improved to 2-0 in 2010 when **K Garrett Hartley** booted a 37-yard field goal as time expired in a primetime contest against their old NFC West rivals.

In addition to leading the offense on a seven-play, 51-yard, game-winning drive with 1:19 remaining and the score tied, QB **Drew Brees** completed 28 of 38 passes for 254 yards and two TDs for a 108.9 rating, while the defense and special teams forced four turnovers.

On the game's first drive, the 49ers had the ball on their 15-yard line on third and five when the ball flew over QB **Alex Smith** and fell out the back of the endzone for a safety. New Orleans took a 9-0 lead when Brees found RB **Reggie Bush** for a six-yard TD pass with 9:33 left in the first quarter.

The 49ers got on the scoreboard with 9:52 left in the second quarter on a 12-yard TD pass from Smith to RB **Frank Gore**, but the Saints would go into halftime with a 9-7 lead.

With 6:51 left in the third quarter, RB **Anthony Dixon** ran for a two-yard TD to give the 49ers a 14-9 edge.

The Saints would take the lead back when they got the ball as Brees engineered a 10-play, 61-yard drive ending with a three-yard TD pass to TE **David Thomas**.

New Orleans would then get the ball back at the San Francisco 35 as time expired in the quarter following a 43-yard punt return by Bush, setting up a 46-yard field goal by Hartley.

The Saints then stopped another score on the next drive when CB **Tracy Porter** picked off Smith at the New Orleans ten.



GAME NOTES

The win marked the first time the Saints started 2-0 in consecutive seasons and extended their win streak against San Francisco to six.

Brees had a streak snapped of an NFL record five consecutive games with 300 or more yards passing on Monday Night Football.

A potential 49ers score was stopped in the second quarter when LB Jonathan Vilma stripped the ball from TE Delanie Walker and S Malcolm Jenkins recovered at the Saints three-yard line.

The Saints extended their lead to 22-14 with a 19-yard field goal by Hartley, but the 49ers roared back to tie the score when Gore ran for a seven-yard TD and Smith completed a two-point conversion to TE **Vernon Davis**, but the Saints took advantage of the last possession.

SAINTS-49ERS GAME SUMMARY

New Orleans Saints
San Francisco 49ers

9	0	7	9	-	25
0	7	7	8	-	22

Team	Qtr	Time	Play Description (Extra Point) (Drive Info)	V-H
NO	1	13:28	Baas fumble out of bounds in end zone for a Safety	2-0
NO	1	9:33	Bush 6 pass from Brees (Hartley kick) (7-46, 3:55)	9-0
SF	2	9:52	Gore 12 pass from A. Smith (Nedney kick) (12-82, 5:43)	9-7
SF	3	6:51	Dixon 2 run (Nedney kick) (6-86, 3:36)	9-14
NO	3	1:43	D. Thomas 3 pass from Brees (Hartley kick) (10-61, 5:08)	16-14
NO	4	13:31	Hartley 46 FG (4-7, 1:29)	19-14
NO	4	2:12	Hartley 19 FG (6-13, 3:15)	22-14
SF	4	1:19	Gore 7 run (A. Smith - V. Davis pass) (8-82, 0:53)	22-22
NO	4	0:00	Hartley 37 FG (7-51, 1:19)	25-22

FIELD GOALS (made (I) and missed)

NO: Hartley (46) (19) (37)

SF: None



NEW ORLEANS SAINTS

RUSHING	ATT	YDS	AVG	LG	TD
P. Thomas	18	46	2.6	7	0
Bush	5	4	0.8	4	0
Evans	1	0	0.0	0	0
Total	24	50	2.1	7	0

PASSING	ATT	CMP	YDS	SK/YD	TD	LG	INT
Brees	38	28	254	2/17	2	30	0
Total	38	28	254	2/17	2	30	0

RECEIVING	NO	YDS	AVG	LG	TD
P. Thomas	8	57	7.1	14	0
Colston	5	67	13.4	30	0
Bush	4	30	7.5	11	1
Shockey	3	37	12.3	20	0
D. Henderson	3	28	9.3	12	0
D. Thomas	3	10	3.3	4	1
H. Evans	1	18	18.0	18	0
Brees	1	7	7.0	7	0
Total	28	254	9.1	30	2

INT	NO	YDS	AVG	LG	TD
Harper	1	6	6.0	6	0
Porter	1	5	5.0	5	0
Total	2	11	5.5	6	0

PUNTING	NO	YDS	AVG	TB	I20	LG
Morstead	6	280	46.7	0	4	58
Total	6	280	46.7	0	4	58

PT RET	NO	YDS	AVG	FC	LG	TD
Bush	3	43	14.3	0	43	0
Total	3	43	14.3	0	43	0

KO RET	NO	YDS	AVG	FC	LG	TD
Roby	3	81	27.0	0	35	0
Evans	1	9	9.0	0	9	0
Total	4	90	22.5	0	35	0

SAN FRANCISCO 49ers

RUSHING	ATT	YDS	AVG	LG	TD
Gore	20	112	5.6	20	1
A. Smith	4	28	7.0	12	0
A. Dixon	1	2	2.0	2t	1
Westbrook	1	0	0.0	0	0
Total	26	142	5.5	20	2

PASSING	ATT	CMP	YDS	SK/YD	TD	LG	INT
A. Smith	32	23	275	0/0	1	41	2
Total	32	23	275	0/0	1	41	2

RECEIVING	NO	YDS	AVG	LG	TD
Gore	7	56	8.0	18	1
Morgan	6	70	11.7	15	0
V. Davis	4	78	19.5	41	0
Del. Walker	2	26	13.0	22	0
Crabtree	1	32	32.0	32	0
Byham	1	6	6.0	6	0
Norris	1	5	5.0	5	0
Zeigler	1	2	2.0	2	0
Total	23	275	12.0	41	1

INT	NO	YDS	AVG	LG	TD
Total	0	0	0.0	0	0

PUNTING	NO	YDS	AVG	TB	I20	LG
Lee	3	141	47.0	0	1	54
Total	3	141	47.0	0	1	54

PT RET	NO	YDS	AVG	FC	LG	TD
Adams	4	29	7.3	0	16	0
Total	4	29	7.3	0	16	0

KO RET	NO	YDS	AVG	FC	LG	TD
Del. Walker	3	51	17.0	0	20	0
Norris	1	12	12.0	0	12	0
Total	4	63	15.8	0	20	0

TEAM STATISTICS	NO	SF
TOTAL FIRST DOWNS	17	24
By Rushing	1	10
By Passing	14	12
By Penalty	2	2
3rd DOWN EFFICIENCY	6-14-43%	5-9-56%
4th DOWN EFFICIENCY	0-0-0%	0-0-0%
TOTAL NET YARDS	287	417
Total Plays	64	58
Avg. Per Play	4.5	7.2
NET YARDS RUSHING	50	142
Total Rushes	24	26
Avg. Per Play	2.1	5.5
Tackles For Loss-Yards	1-4	0-0
NET YARDS PASSING	237	275
Sacked-Yards Lost	2-17	0-0
Gross Yards	254	275
PASSING: Att.-Comp.-INT	38-28-0	32-23-2
Avg. Per Play	5.9	8.6
KICKOFFS: No.-In EZ-Touchbacks	5-2-1	5-2-1
PUNTS: No.-Avg.	6-46.7	3-47.0
Had Blocked	0	0

TEAM STATISTICS	NO	SF
FGS-PATs HAD BLOCKED	0-0	0-0
Net Punting Avg.	41.8	32.7
TOTAL RETURN YARDAGE	54	29
No. and Yards Punt Returns	3-43	4-29
No. and Yards Kickoff Returns	4-90	4-63
No. and Yards Interception Returns	2-11	0-0
PENALTIES: No.-Yds.	5-54	5-40
FUMBLES: No.-Lost	1-0	4-2
TOUCHDOWNS	2	3
Rushing	0	2
Passing	2	1
EXTRA POINTS: Made-Att.	2-2	3-3
Kicking: Made-Att.	2-2	2-2
Passing: Made-Att.	0-0	1-1
FIELD GOALS: Made-Att.	3-3	0-0
RED ZONE EFFICIENCY	2-4-50%	3-4-75%
GOAL-TO-GO EFFICIENCY	2-3-67%	2-2-100%
SAFETIES	1	0
FINAL SCORE	25	22
TIME OF POSSESSION	32:40	27:20

2010 GAME BY GAME REVIEW



VS. ATLANTA

GAME **3**



FALCONS: 27 SAINTS: 24
LOUISIANA SUPERDOME
NEW ORLEANS, LA - 9/26/10
ATTENDANCE: 70,051 TIME: 3:26

New Orleans suffered its first loss of 2010 when Falcons K **Matt Bryant** kicked a 46-yard field goal in overtime.

New Orleans opened the scoring with a two-yard TD pass from QB **Drew Brees** to TE **Jeremy Shockey** only 3:18 into the game.

The Falcons struck and tied the score on their next possession on a 13-yard TD pass from QB **Matt Ryan** to TE **Tony Gonzalez**, capping a nine-play, 80-yard drive.

The Saints took the lead back on the next possession as Brees found WR **Lance Moore** for an 80-yard scoring pass, the longest reception of the wideout's career. Atlanta answered to tie the score near the end of the second quarter when RB **Michael Turner** had a one-yard TD run.

The Falcons took the lead for the first time in the third quarter when Bryant kicked a 23-yard field goal. On their next possession, New Orleans was forced to punt after three plays, but head coach **Sean Payton**'s challenge resulted in a fumble recovery by LS **Jason Kyle**. The Saints then took the lead back five plays later with a 16-yard TD

throw from Brees to Moore.

The Falcons took the ball back for the first drive of the fourth quarter and Ryan would find WR **Roddy White** for a 22-yard TD. K **Garrett Hartley** tied the score with four seconds left on a 32-yard field goal.



GAME NOTES

WR Lance Moore had six receptions for a career-high 149 yards with two TDs, including a career-long 80 TD and also added a career-long 72-yard punt return.

The loss snapped a streak of six consecutive September wins for the Saints dating back to 2008.

The contest was the sixth between the Saints and Falcons since 2002 that was decided by a field goal or less.

The Falcons took the ball first in overtime and New Orleans forced them into a three and out, however a 29-yard attempt by Hartley went wide left and the Falcons would put together a 12-play, 52-yard drive, ending with Bryant's game-winner.

SAINTS - FALCONS GAME SUMMARY

Atlanta Falcons	7	7	3	7	3	-	27
New Orleans Saints	14	0	7	3	0	-	24

Team	Qtr	Time	Play Description (Extra Point)	(Drive Info)	V-H
NO	1	11:42	Shockey 2 pass from Brees (Hartley kick)	(3-6, 1:22)	0-7
ATL	1	6:53	Gonzalez 13 pass from Ryan (Bryant kick)	(9-80, 4:49)	7-7
NO	1	3:31	Moore 80 pass from Brees (Hartley kick)	(4-86, 2:01)	7-14
ATL	2	1:03	Turner 1 run (Bryant kick)	(19-72, 10:39)	14-14
ATL	3	3:43	Bryant 23 FG (11-63, 5:04)		17-14
NO	3	0:04	Moore 16 pass from Brees (Hartley kick)	(5-42, 2:28)	17-21
ATL	4	9:20	White 22 pass from Ryan (Bryant kick)	(9-80, 5:44)	24-21
NO	4	0:04	Hartley 32 FG (11-48, 3:28)		24-24
ATL	OT	1:55	Bryant 46 FG (12-52, 7:02)		27-24

FIELD GOALS (made (I) and missed)

ATL: Bryant (23) (46)

NO: Hartley (32) 29WL

2010 GAME BY GAME REVIEW

3

VS. Atlanta

ATLANTA FALCONS							NEW ORLEANS SAINTS								
RUSHING	ATT	YDS	AVG	LG	TD		RUSHING	ATT	YDS	AVG	LG	TD			
Turner	30	114	3.8	32	1		P.Thomas	9	30	3.3	12	0			
Snelling	14	62	4.4	17	0		Ivory	7	13	1.9	9	0			
Ryan	6	26	4.3	13	0										
Total	50	202	4.0	32	1		Total	16	43	2.7	12	0			
PASSING	ATT	CMP	YDS	SK/YD	TD	LG	INT	PASSING	ATT	CMP	YDS	SK/YD	TD	LG	INT
Ryan	30	19	228	2/13	2	34	0	Brees	38	30	365	2/10	3	80t	2
Total	30	19	228	2/13	2	34	0	Total	38	30	365	2/10	3	80t	2
RECEIVING	NO	YDS	AVG	LG	TD		RECEIVING	NO	YDS	AVG	LG	TD			
Gonzalez	8	110	13.8	34	1		Shockey	8	78	9.8	31	1			
White	5	69	13.8	24	1		Moore	6	149	24.8	80t	2			
Mughelli	2	29	14.5	18	0		P. Thomas	6	61	10.2	23	0			
Turner	2	11	5.5	8	0		Colston	4	25	6.3	9	0			
Snelling	1	8	8.0	8	0		D. Thomas	3	24	8.0	14	0			
Douglas	1	1	1.0	1	0		Henderson	2	23	11.5	14	0			
							Meachem	1	5	5.0	5	0			
Total	19	228	12.0	34	2		Total	30	365	12.2	80t	3			
INT	NO	YDS	AVG	LG	TD		INT	NO	YDS	AVG	LG	TD			
Grimes	1	36	36.0	36	0										
DeCoud	1	0	0.0	0	0										
Total	2	36	18.0	36	0		Total	0	0	0.0	0	0			
PUNTING	NO	YDS	AVG	TB	I20	LG	PUNTING	NO	YDS	AVG	TB	I20	LG		
Koenen	4	158	39.5	0	1	52	Morstead	2	98	49.0	1	0	57		
Total	4	158	39.5	0	1	52	Total	2	98	49.0	1	0	57		
PT RET	NO	YDS	AVG	FC	LG	TD	PT RET	NO	YDS	AVG	FC	LG	TD		
DeCoud	1	0	0.0	0	0	0	Moore	1	72	72.0	3	71	0		
Total	1	0	0.0	0	0	0	Total	1	72	72.0	3	71	0		
KO RET	NO	YDS	AVG	FC	LG	TD	KO RET	NO	YDS	AVG	FC	LG	TD		
Weems	3	76	25.3	0	35	0	Roby	3	81	27.0	0	39	0		
Mughelli	1	6	6.0	0	6	0									
Total	4	82	20.5	0	35	0	Total	3	81	27.0	0	39	0		

TEAM STATISTICS	ATL	NO	TEAM STATISTICS	ATL	NO
TOTAL FIRST DOWNS	25	20	FGs-PATs HAD BLOCKED	0-0	0-0
By Rushing	10	3	Net Punting Avg.	21.5	39.0
By Passing	12	17	TOTAL RETURN YARDAGE	36	72
By Penalty	3	0	No. and Yards Punt Returns	1-0	1-72
3rd DOWN EFFICIENCY	9-18-50%	6-11-55%	No. and Yards Kickoff Returns	4-82	3-81
4th DOWN EFFICIENCY	2-3-67%	1-2-50%	No. and Yards Interception Returns	2-36	0-0
TOTAL NET YARDS	417	398	PENALTIES: No.-Yds.	6-40	4-38
Total Plays	82	56	FUMBLES: No.-Lost	1-1	1-1
Avg. Per Play	5.1	7.1	TOUCHDOWNS	3	3
NET YARDS RUSHING	202	43	Rushing	1	0
Total Rushes	50	16	Passing	2	3
Avg. Per Play	4.0	2.7	EXTRA POINTS: Made-Att.	3-3	3-3
Tackles For Loss-Yards	5-6	1-5	Kicking: Made-Att.	3-3	3-3
NET YARDS PASSING	215	355	FIELD GOALS: Made-Att.	2-2	1-2
Sacked-Yards Lost	2-13	2-10	RED ZONE EFFICIENCY	2-3-67%	2-4-50%
Gross Yards	228	365	GOAL-TO-GO EFFICIENCY	1-2-50%	1-1-100%
PASSING: Att.-Comp.-INT	30-19-0	38-30-2	SAFETIES	0	0
Avg. Per Play	6.7	8.9	FINAL SCORE	27	24
KICKOFFS: No.-In EZ-Touchbacks	5-4-2	6-3-2	TIME OF POSSESSION	45:50	27:15
PUNTS: No.-Avg.	4-39.5	2-49.0			
Had Blocked	0	0			

2011 MEDIA
SAINTS GUIDE

OWNERSHIP

FOOTBALL

ADMINISTRATION

RECORDS

HISTORY

2010 GAME BY GAME REVIEW



VS. CAROLINA

GAME **4**



SAINTS: 16 PANTHERS: 14
LOUISIANA SUPERDOME
NEW ORLEANS, LA. - 10/3/10
ATTENDANCE: 70,016 TIME: 3:01

The Saints earned their first divisional victory of the season and improved to 3-1 on the strength of a strong defense, a steady offensive performance and big plays in the kicking game.

The first quarter ended scoreless, but a New Orleans drive that carried over ended with a four-yard touchdown pass from QB **Drew Brees** to WR **Lance Moore** to give the Saints the 7-0 lead. Less than three minutes later, Carolina tied the score on a 55-yard TD pass from QB **Jimmy Clausen** to RB **Jonathan Stewart**. New Orleans took the lead back when K **John Carney**, starting his third stint in New Orleans, kicked a 32-yard field goal.

Following their first drive of the third quarter, Panthers RB **DeAngelo Williams** put his team ahead 14-10 on a 39-yard run up the left side. The Saints then failed to connect on three straight pass plays, but on the ensuing punt return, Panthers CB **Captain Munnerlyn** lost the ball on a hard hit by LS **Jason Kyle** and it was picked up by WR **Courtney Roby**. The Saints would move to within one on a 32-yard field goal by

Carney.

The Saints would take the lead on a fourth quarter 18-play, 86-yard drive, which ended with Carney kicking a 25-yard field goal. With 3:55 left, the Saints would manage to keep the Panthers out of field goal range, with two subsequent plays



GAME NOTES

New Orleans dominated the contest with a time of possession of 38:22.

K John Carney, who kicked three field goals, including the game-winner, became the third player to participate in an NFL game at age 46.

S Usama Young filled in and made a key stop of Panthers RB DeAngelo Williams for a four-yard loss late in the fourth quarter to put Carolina out of field goal range.

where S **Usama Young** tackled Williams for a four-yard loss to the New Orleans 40. S **Malcolm Jenkins** then sacked Clausen for another four yard loss, forcing him to throw on fourth down, what was an incomplete pass.

SAINTS-PANTHERS GAME SUMMARY

Carolina Panthers	0	7	7	0	-	14
New Orleans Saints	0	10	3	3	-	16

Team	Qtr	Time	Play Description (Extra Point) (Drive Info)	V-H
NO	2	14:55	Moore 4 pass from Brees (Carney kick) (6-76, 2:27)	0-7
CAR	2	12:15	Stewart 55 pass from Clausen (Kasay kick) (5-72, 2:40)	7-7
NO	2	1:13	Carney 32 FG (13-63, 4:32)	7-10
CAR	3	9:42	D. Williams 39 run (Kasay kick) (7-80, 2:55)	14-10
NO	3	4:36	Carney 32 FG (5-15, 2:49)	14-13
NO	4	3:55	Carney 25 FG (18-86, 9:25)	14-16

FIELD GOALS (made () and missed)

CAR: None

NO: Carney (32) (32) (25)

4

VS. **Carolina**

CAROLINA PANTHERS							NEW ORLEANS SAINTS								
RUSHING	ATT	YDS	AVG	LG	TD		RUSHING	ATT	YDS	AVG	LG	TD			
D. Williams	13	86	6.6	39t	1		Ivory	12	67	5.6	14	1			
Stewart	7	21	3.0	7	0		Betts	13	47	3.6	11	0			
Clausen	2	11	5.5	6	0		Meachem	1	7	7.0	7	0			
Goodson	1	0	0.0	0	0		Graham	1	3	3.0	3	0			
							Brees	1	-1	-1.0	-1	0			
							Henderson	1	-2	-2.0	-2	0			
Total	23	118	5.1	39	1		Total	29	121	4.2	14	1			
PASSING	ATT	CMP	YDS	SK/YD	TD	LG	INT	PASSING	ATT	CMP	YDS	SK/YD	TD	LG	INT
Clausen	21	11	146	3/13	1	55t	0	Brees	48	33	275	2/13	1	20	0
Total	21	11	146	3/13	1	55t	0	Total	48	33	275	2/13	1	20	0
RECEIVING	NO	YDS	AVG	LG	TD			RECEIVING	NO	YDS	AVG	LG	TD		
Gettis	2	37	18.5	21	0			Henderson	6	59	9.8	12	0		
Rosario	2	17	8.5	10	0			Shockey	6	58	9.7	20	0		
Smith	2	11	5.5	6	0			D. Thomas	5	42	8.4	16	0		
Stewart	1	55	55.0	55t	1			Moore	5	37	7.4	11	1		
D. Williams	1	14	14.0	14	0			Colston	4	36	9.0	15	0		
King	1	7	7.0	7	0			Betts	4	23	5.8	8	0		
Fiammetta	1	4	4.0	4	0			Meachem	2	16	8.0	9	0		
LaFell	1	1	1.0	1	0			Evans	1	4	4.0	4	0		
Total	11	146	13.3	55t	1			Total	33	275	8.3	20	1		
INT	NO	YDS	AVG	LG	TD			INT	NO	YDS	AVG	LG	TD		
Total	0	0	0.0	0	0			Total	0	0	0.0	0	0		
PUNTING	NO	YDS	AVG	TB	I20	LG		PUNTING	NO	YDS	AVG	TB	I20	LG	
Baker	6	261	43.5	0	3	50		Morstead	3	160	53.3	1	0	57	
Total	6	261	43.5	0	3	50		Total	3	160	53.3	1	0	57	
PT RET	NO	YDS	AVG	FC	LG	TD		PT RET	NO	YDS	AVG	FC	LG	TD	
Munnerlyn	2	19	9.5	0	13	0		Moore	3	12	4.0	1	10	0	
								Porter	1	4	4.0	0	4	0	
Total	2	19	9.5	0	13	0		Total	4	16	4.0	1	10	0	
KO RET	NO	YDS	AVG	FC	LG	TD		KO RET	NO	YDS	AVG	FC	LG	TD	
Goodson	5	142	28.4	0	46	0		Roby	2	51	25.5	0	29	0	
Total	5	142	28.4	0	46	0		Total	2	51	25.5	0	29	0	

TEAM STATISTICS	CAR	NO	TEAM STATISTICS	CAR	NO
TOTAL FIRST DOWNS	10	27	FGs-PATs HAD BLOCKED	0-0	0-0
By Rushing	3	9	Net Punting Avg.	40.8	40.3
By Passing	7	16	TOTAL RETURN YARDAGE	19	16
By Penalty	0	2	No. and Yards Punt Returns	2-19	4-16
3rd DOWN EFFICIENCY	4-12-33%	8-14-57%	No. and Yards Kickoff Returns	5-142	2-51
4th DOWN EFFICIENCY	1-2-50%	0-0-0%	No. and Yards Interception Returns	0-0	0-0
TOTAL NET YARDS	251	383	PENALTIES: No.-Yds.	4-66	4-36
Total Plays	47	79	FUMBLES: No.-Lost	1-1	3-2
Avg. Per Play	5.3	4.8	TOUCHDOWNS	2	1
NET YARDS RUSHING	118	121	Rushing	1	0
Total Rushes	23	29	Passing	1	1
Avg. Per Play	5.1	4.2	EXTRA POINTS: Made-Att.	2-2	1-1
Tackles For Loss-Yards	3-7	5-13	Kicking: Made-Att.	2-2	1-1
NET YARDS PASSING	133	262	FIELD GOALS: Made-Att.	0-0	3-3
Sacked-Yards Lost	3-13	2-13	RED ZONE EFFICIENCY	0-0-0%	1-5-20%
Gross Yards	146	275	GOAL-TO-GO EFFICIENCY	0-0-0%	1-2-50%
PASSING: Att.-Comp.-INT	21-11-0	48-33-0	SAFETIES	0	0
Avg. Per Play	5.5	5.2	FINAL SCORE	14	16
KICKOFFS: No.-In EZ-Touchbacks	3-1-1	5-3-0	TIME OF POSSESSION	21:38	38:22
PUNTS: No.-Avg.	6-43.5	3-53.3			
Had Blocked	0	0			

2010 GAME BY GAME REVIEW



AT ARIZONA

GAME **5**



CARDINALS: 30 SAINTS: 20
UNIVERSITY OF PHOENIX STADIUM
GLENDALE, AZ. - 10/10/10
ATTENDANCE: 62,621 TIME: 3:09

In a topsy-turvy contest, the Cardinals came back from a 10-0 deficit and prevailed despite failing to score an offensive touchdown rushing or passing.

CB **Jabari Greer** gave Cardinals rookie QB **Max Hall** a rough initial reception in his first drive of his first NFL start, picking him off and returning the interception 26 yards. New Orleans capitalized on the turnover and K **John Carney** kicked a 31-yard field goal.

New Orleans increased their first quarter lead to 10-0 when they quickly got the ball back and QB **Drew Brees** drove them on an 11-play, 76-yard scoring drive that ended with a one-yard touchdown pass to TE **Jeremy Shockey**.

Despite a second quarter Cardinals field goal and touchdown fumble recovery on a play where DL **Anthony Hargrove** had forced Hall to fumble, but the ball was picked up and brought into the endzone by Arizona T **Levi Jones**, the Saints remained on top at halftime as Carney booted his second field goal to give the Saints a 13-10 lead.

The Cardinals went on a 13-0 run off two field goals and a 27-yard fumble return for a touchdown by S **Kerry Rhodes**.



GAME NOTES

Despite the loss, the Saints outgained the Cardinals in net yards by a 358-194 advantage. The 41 yards rushing the Saints surrendered was an opponent season-low and the fewest since the 2009 opener. The Saints defense also allowed the Cardinals to convert only 4-of-15 (27%) third down conversions.

WR **Marques Colston** led the Saints in receiving with seven catches for 97 yards.

With 3:25 left, the Saints got the ball back at their 18 and Brees connected with WR **Robert Meachem** for a 35-yard TD with 1:49 remaining. Trailing 23-20, Carney attempted an onside kick, but Cardinals WR **Larry Fitzgerald** recovered it. Following a late punt the Saints got the ball back, but a Brees pick was returned by Cardinals CB **Dominique Rodgers-Cromartie** 28 yards for a TD.

SAINTS-CARDINALS GAME SUMMARY

New Orleans Saints
Arizona Cardinals

10 3 0 7 - 20
0 10 3 17 - 30

Team	Qtr	Time	Play Description (Extra Point) (Drive Info)	V-H
NO	1	9:49	Carney 31 FG (7-36, 3:07)	3-0
NO	1	1:30	Shockey 1 pass from Brees (Carney kick) (11-76, 5:32)	10-14
ARZ	2	11:15	Feely 37 FG (10-31, 5:15)	10-3
ARZ	2	2:19	Brown 2 fumble recovery (Feely kick) (3-2, 1:02)	10-10
NO	2	1:10	Carney 32 FG (6-58, 1:09)	13-10
ARZ	3	9:04	Feely 44 FG (7-34, 4:17)	13-13
ARZ	4	11:39	Feely 29 FG (10-69, 4:48)	13-16
ARZ	4	10:39	Rhodes 27 fumble return (Feely kick)	13-23
NO	4	1:49	Meachem 35 pass from Brees (Carney kick) (7-80, 1:36)	20-23
ARZ	4	0:10	Rodgers-Cromartie 28 interception return (Feely kick)	20-30

FIELD GOALS (made (I) and missed)
NO: Carney (31) (32) 29WL

ARZ: Feely (37) (44) (29)

2010 GAME BY GAME REVIEW

5

@ **Arizona**

2011 MEDIA
SAINTS GUIDE

OWNERSHIP

FOOTBALL

ADMINISTRATION

RECORDS

HISTORY

NEW ORLEANS SAINTS

RUSHING	ATT	YDS	AVG	LG	TD
Betts	10	44	4.4	11	0
Ivory	10	39	3.9	13	0
Brees	2	2	1.0	2	0
Total	22	85	3.9	13	0

PASSING	ATT	CMP	YDS	SK/YD	TD	LG	INT
Brees	39	24	279	1/6	2	39	3
Total	39	24	279	1/6	2	39	3

RECEIVING	NO	YDS	AVG	LG	TD
Colston	7	97	13.9	27	0
Betts	5	26	5.2	14	0
Henderson	4	61	15.3	39	0
Meachem	4	57	14.3	35t	1
Shockey	3	30	10.0	18	1
Moore	1	8	8.0	8	0
Total	24	279	11.6	39	2

INT	NO	YDS	AVG	LG	TD
Greer	1	26	26.0	26	0
Total	0	0	0.0	0	0

PUNTING	NO	YDS	AVG	TB	I20	LG
Mosteard	3	138	46.0	0	0	53
Total	3	138	46.0	0	0	53

PT RET	NO	YDS	AVG	FC	LG	TD
Moore	0	0	0.0	2	0	0
Total	0	0	0.0	2	0	0

KO RET	NO	YDS	AVG	FC	LG	TD
Roby	4	111	27.8	0	32	0
Betts	1	23	23.0	0	23	0
Total	5	134	26.8	0	32	0

ARIZONA CARDINALS

RUSHING	ATT	YDS	AVG	LG	TD
Wells	20	35	1.8	7	0
Hightower	4	6	1.5	3	0
Total	24	41	1.7	7	0

PASSING	ATT	CMP	YDS	SK/YD	TD	LG	INT
Hall	27	17	168	4/21	0	26	1
Anderson	2	1	6	0/0	0	6	0
Total	29	18	174	4/21	0	26	1

RECEIVING	NO	YDS	AVG	LG	TD
Fitzgerald	7	93	13.3	26	0
Patrick	5	30	6.0	11	0
Roberts	2	27	13.5	14	0
Stephens-Howling	1	8	8.0	8	0
S. Williams	1	6	6.0	6	0
Komar	1	5	5.0	5	0
Wells	1	5	5.0	5	0
Total	18	174	9.7	27	0

INT	NO	YDS	AVG	LG	TD
Rodgers-Cromartie	1	28	28.0	28t	1
Lenon	1	2	2.0	2	0
Toler	1	0	0.0	0	0
Total	3	30	10.0	28t	1

PUNTING	NO	YDS	AVG	TB	I20	LG
Graham	5	189	37.8	0	3	46
Total	5	189	37.8	0	3	46

PT RET	NO	YDS	AVG	FC	LG	TD
Roberts	2	4	2.0	1	4	0
Total	2	4	2.0	1	4	0

KO RET	NO	YDS	AVG	FC	LG	TD
Stephens-Howling	2	108	54.0	0	60	0
Wright	1	8	8.0	0	8	0
Total	3	116	38.7	0	60	0

TEAM STATISTICS	NO	ARZ
TOTAL FIRST DOWNS	19	12
By Rushing	6	3
By Passing	12	8
By Penalty	1	1
3rd DOWN EFFICIENCY	5-11-45%	4-15-27%
4th DOWN EFFICIENCY	0-0-0%	1-1-100%
TOTAL NET YARDS	358	194
Total Plays	62	57
Avg. Per Play	5.8	3.4
NET YARDS RUSHING	85	41
Total Rushes	22	24
Avg. Per Play	3.9	1.7
Tackles For Loss-Yards	2-4	1-3
NET YARDS PASSING	273	153
Sacked-Yards Lost	1-6	4-21
Gross Yards	279	174
PASSING: Att.-Comp.-INT	39-24-3	29-18-1
Avg. Per Play	6.8	4.6
KICKOFFS: No.-In EZ-Touchbacks	5-2-1	7-5-2
PUNTS: No.-Avg.	3-46.0	5-37.8
Had Blocked	0	0

TEAM STATISTICS	NO	ARZ
FGs-PATs HAD BLOCKED	0-0	0-0
Net Punting Avg.	44.7	37.8
TOTAL RETURN YARDAGE	26	34
No. and Yards Punt Returns	0-0	2-4
No. and Yards Kickoff Returns	5-134	3-116
No. and Yards Interception Returns	1-26	3-30
PENALTIES: No.-Yds.	6-45	3-20
FUMBLES: No.-Lost	2-1	4-0
TOUCHDOWNS	2	3
Rushing	0	0
Passing	2	0
Interceptions	0	1
Fumbles	0	2
EXTRA POINTS: Made-Att.	2-2	3-3
Kicking: Made-Att.	2-2	3-3
FIELD GOALS: Made-Att.	2-3	3-3
RED ZONE EFFICIENCY	1-4-25%	1-3-33%
GOAL-TO-GO EFFICIENCY	1-2-50%	1-1-100%
SAFETIES	0	0
FINAL SCORE	20	30
TIME OF POSSESSION	30:01	29:59

2010 GAME BY GAME REVIEW



AT TAMPA BAY

GAME 6



SAINTS: 31 BUCCANEERS: 6
RAYMOND JAMES STADIUM
TAMPA, FLA. - 10/17/10
ATTENDANCE: 51,759 TIME: 3:06

The Saints put together their most dominating performance of the season on both offense and defense to beat the Buccaneers and improve to 4-2.

New Orleans started off fast as they scored on their opening drive, marching 94 yards on seven plays, ending with a 41-yard TD pass from QB **Drew Brees** to WR **Lance Moore**. New Orleans extended their lead to 14-0 when Brees found WR **Robert Meachem** for a 42-yard TD early in the second quarter, going into halftime with a 17-0 edge.

The Saints defense continued their outstanding performance in the third quarter when LB **Jo-Lonn Dunbar** forced a fumble by Buccaneers RB **Carnell Williams**, recovered by LB **Marvin Mitchell** at the Tampa Bay 45. Eight plays later, Brees found FB **Heath Evans** for a four-yard TD. The Saints defense held Tampa Bay scoreless until they scored a touchdown with 5:35 remaining in the game.

New Orleans rolled to 475 yards of total offense, while holding Tampa Bay to 277, including only 42 on the ground. New Orleans churned out a season-high 212 rushing yards.



GAME NOTES

Rookie RB Chris Ivory started and carried 15 times for 158 yards (10.5 avg.), the second-most yards per carry in a single-game by a Saint (min. eight attempts), the first to gain 150 yards and gain ten yards a carry.

WR Marques Colston had a team-high five receptions for 53 yards, with four of his catches going for first downs.

S. Roman Harper led the New Orleans defense with seven solo tackles and his third forced fumble of 2010.

Brees completed 21-of-32 passes for 263 yards, three touchdowns, one interception and a 109.2 passer rating. Meanwhile, Tampa Bay's **Josh Freeman** was held to 25 completions on 43 attempts for 219 yards.

SAINTS-BUCCANEERS GAME SUMMARY

New Orleans Saints
Tampa Bay Buccaneers

7	10	7	7	-	31
0	0	0	6	-	6

Team	Qtr	Time	Play Description (Extra Point) (Drive Info)	V-H
NO	1	7:13	Moore 41 pass from Brees (Hartley kick) (7-94, 4:36)	7-0
NO	2	14:09	Meachem 42 pass from Brees (Hartley kick) (9-80, 4:39)	14-0
NO	2	4:33	Hartley 27 FG (11-77, 4:31)	17-0
NO	3	1:23	Evans 4 pass from Brees (Hartley kick) (8-46, 4:17)	24-0
TB	4	5:35	Spurlock 2 pass from Freeman (pass failed) (14-88, 6:13)	24-6
NO	4	1:54	Betts 1 run (Hartley kick) (7-45, 3:41)	31-6

FIELD GOALS (made () and missed)

NO: Hartley (27) 33WL

TB: Barth 40 RU 47 RU

6

@ Tampa Bay

NEW ORLEANS SAINTS							TAMPA BAY BUCCANEERS								
RUSHING	ATT	YDS	AVG	LG	TD		RUSHING	ATT	YDS	AVG	LG	TD			
Ivory	15	158	10.5	33	0		C. Williams	10	18	1.8	8	0			
Jones	9	32	3.6	16	0		Johnson	1	11	11.0	11	0			
Betts	6	20	3.3	8	1		Huggins	3	7	2.3	7	0			
Brees	2	2	1.0	3	0		Benn	1	4	4.0	4	0			
							Freeman	3	2	0.7	3	0			
Total	32	212	6.6	33	1		Total	18	42	2.3	11	0			
PASSING	ATT	CMP	YDS	SK/YD	TD	LG	INT	PASSING	ATT	CMP	YDS	SK/YD	TD	LG	INT
Brees	32	21	263	0/0	3	42t	1	Freeman	43	25	219	0/0	1	27	0
								Johnson	4	2	17	1/1	0	15	0
Total	32	21	263	0/0	3	42t	1	Total	47	27	236	1/1	1	27	0
RECEIVING	NO	YDS	AVG	LG	TD		RECEIVING	NO	YDS	AVG	LG	TD			
Colston	5	53	10.6	16	0		C. Williams	7	63	9.0	15	0			
Meachem	4	71	17.8	42t	1		Winslow	7	43	6.1	13	0			
D. Thomas	3	17	5.7	7	0		M. Williams	4	45	11.3	20	0			
Moore	2	57	28.5	41t	1		Stroughter	3	51	17.0	27	0			
Shockey	2	21	10.5	12	0		Spurlock	2	0	0.0	2t	1			
Ivory	1	17	17.0	17	0		Stevens	1	13	13.0	13	0			
Graham	1	11	11.0	11	0		Benn	1	9	9.0	9	0			
Jones	1	6	6.0	6	0		Huggins	1	7	7.0	7	0			
Betts	1	6	6.0	6	0		Gilmore	1	5	5.0	5	0			
Evans	1	4	4.0	4t	1										
Total	21	263	12.5	42t	3		Total	27	236	8.7	27	1			
INT	NO	YDS	AVG	LG	TD		INT	NO	YDS	AVG	LG	TD			
							Grimm	1	13	13.0	13	0			
Total	0	0	0.0	0	0		Jones	0	14	0.0	14	0			
							Total	1	27	27.0	27	0			
PUNTING	NO	YDS	AVG	TB	I20	LG	PUNTING	NO	YDS	AVG	TB	I20	LG		
Morstead	1	46	46.0	0	1	46	Malone	3	137	45.7	1	2	54		
Total	1	46	46.0	0	1	46	Total	3	137	45.7	1	2	54		
PT RET	NO	YDS	AVG	FC	LG	TD	PT RET	NO	YDS	AVG	FC	LG	TD		
Moore	1	-3	-3.0	0	-3	0									
Total	1	-3	-3.0	0	0	0	Total	0	0	0.0	0	0	0		
KO RET	NO	YDS	AVG	FC	LG	TD	KO RET	NO	YDS	AVG	FC	LG	TD		
Roby	1	8	8.0	0	8	0	Parker	5	83	16.6	0	22	0		
							Spurlock	1	23	23.0	0	23	0		
Total	1	8	8.0	0	8	0	Total	6	106	17.7	0	23	0		
TEAM STATISTICS							NO	TB	TEAM STATISTICS						
TOTAL FIRST DOWNS							27	21	FGs-PATs HAD BLOCKED						
By Rushing							14	3	Net Punting Avg.						
By Passing							13	15	TOTAL RETURN YARDAGE						
By Penalty							0	3	No. and Yards Punt Returns						
3rd DOWN EFFICIENCY							9-12-75%	6-15-40%	No. and Yards Kickoff Returns						
4th DOWN EFFICIENCY							0-0-0%	2-3-67%	No. and Yards Interception Returns						
TOTAL NET YARDS							475	277	PENALTIES: No.-Yds.						
Total Plays							64	66	FUMBLES: No.-Lost						
Avg. Per Play							7.4	4.2	TOUCHDOWNS						
NET YARDS RUSHING							212	42	Rushing						
Total Rushes							32	18	Passing						
Avg. Per Play							6.6	2.3	EXTRA POINTS: Made-Att.						
Tackles For Loss-Yards							2-2	2-3	Kicking: Made-Att.						
NET YARDS PASSING							263	235	Passing: Made-Att.						
Sacked-Yards Lost							0-0	1-1	FIELD GOALS: Made-Att.						
Gross Yards							263	236	RED ZONE EFFICIENCY						
PASSING: Att.-Comp.-INT							32-21-1	47-27-0	GOAL-TO-GO EFFICIENCY						
Avg. Per Play							8.2	4.9	SAFETIES						
KICKOFFS: No.-In EZ-Touchbacks							6-1-0	2-1-0	FINAL SCORE						
PUNTS: No.-Avg.							1-46.0	3-45.7	TIME OF POSSESSION						
Had Blocked							0	0							

2010 GAME BY GAME REVIEW



VS.

CLEVELAND

GAME **7**



BROWNS: 30 SAINTS: 17
LOUISIANA SUPERDOME
NEW ORLEANS, LA. - 10/24/10
ATTENDANCE: 70,077 TIME: 3:12

The Saints fell to 4-3 after being unable to overcome a 17-point deficit in the first half - a Cleveland lead helped by four interceptions in the game, two returned for touchdowns.

With New Orleans punting after the first possession, Cleveland WR **Josh Cribbs** lateraled the ball to CB **Eric Wright** who raced 62 yards to the New Orleans 19-yard line before being tackled, setting up an early field goal.

Cleveland increased their first quarter lead to 10-0 when they took advantage of a 38-yard pass interference penalty to put them at the four-yard line, where RB **Peyton Hillis** ran in for a touchdown.

Despite a second quarter Saints field goal, the Browns scored ten more points before halftime as they took advantage of a fake punt and rushed 68 yards to set up a field goal and LB **David Bowens** returned a pass by QB **Drew Brees** 30 yards for a touchdown to give them a 20-3 lead at the midway point.

Following a scoreless third quarter, the Saints scored their first touchdown when Brees connected with TE **David Thomas** from 11 yards out.



GAME NOTES

LB Jo-Lonn Dunbar recorded the team's lone sack, along with four stops.

The Saints defense allowed Cleveland to successfully convert only 2-of-11 (18%) third down conversion attempts.

WR Marques Colston led all receivers with ten catches for 112 yards and a touchdown

QB Drew Brees threw for 356 yards and two touchdowns, but also had four interceptions. Two of his picks were returned for touchdowns.

However, the Browns sealed the game by going on a 10-0 run with a field goal and Bowens' second interception return touchdown, this one for 64 yards.

SAINTS - BROWNS GAME SUMMARY

Cleveland Browns
New Orleans Saints

10	10	0	10	-	30
0	3	0	14	-	17

Team	Qtr	Time	Play Description (Extra Point) (Drive Info)	V-H
CLE	1	10:25	Dawson 23 FG (6-14, 2:43)	3-0
CLE	1	6:48	Hillis 4 run (Dawson kick) (4-56, 1:32)	10-0
NO	2	5:32	Hartley 32 FG (10-44, 4:21)	10-3
CLE	2	2:18	Dawson 21 FG (8-75, 3:14)	13-3
CLE	2	1:49	Bowens 30 interception return (Dawson kick)	20-3
NO	4	13:29	D.Thomas 11 pass from Brees (Hartley kick) (14-89, 8:33)	20-10
CLE	4	5:55	Dawson 48 FG (13-50, 7:34)	23-10
CLE	4	3:33	Bowens 64 interception return (Dawson kick)	30-10
NO	4	1:38	Colston 8 pass from Brees (Hartley kick) (11-76, 1:55)	30-17

FIELD GOALS (made () and missed)

CLE: Dawson (23) (21) (48)

NO: Hartley (32)

2010 GAME BY GAME REVIEW

7



VS. Cleveland

2011 MEDIA
SAINTS GUIDE

OWNERSHIP

FOOTBALL

ADMINISTRATION

RECORDS

HISTORY

CLEVELAND BROWNS							NEW ORLEANS SAINTS										
RUSHING	ATT	YDS	AVG	LG	TD		RUSHING	ATT	YDS	AVG	LG	TD					
Hillis	16	69	4.3	12	1		Ivory	15	48	3.2	8	0					
Hodges	1	68	68.0	68	0		Jones	1	6	6.0	6	0					
Bell	5	-3	-0.6	5	0		Meachem	1	2	2.0	2	0					
Figurs	1	-4	-4.0	-4	0		Evans	1	2	2.0	2	0					
McCoy	5	-5	-1.0	-1	0												
Total	28	125	4.5	68	1		Total	18	58	3.2	8	0					
PASSING	ATT	CMP	YDS	SK/YD	TD	LG	INT	PASSING	ATT	CMP	YDS	SK/YD	TD	LG	INT		
McCoy	16	9	74	1/2	0	18	0	Brees	56	37	356	3/20	2	29	4		
Hillis	1	1	13	0/0	0	13	0										
Total	17	10	87	1/2	0	18	0	Total	56	37	356	3/20	2	29	4		
RECEIVING	NO	YDS	AVG	LG	TD			RECEIVING	NO	YDS	AVG	LG	TD				
Robiskie	3	25	8.3	16	0			Colston	10	112	11.2	24	1				
Stuckey	2	16	8.0	13	0			Betts	8	48	6.0	16	0				
Watson	1	18	18.0	18	0			Moore	5	43	8.6	14	0				
McCoy	1	13	13.0	13	0			Graham	4	38	9.5	14	0				
Cribbs	1	10	10.0	10	0			D.Thomas	3	33	11.0	14	1				
Vickers	1	4	4.0	4	0			Meachem	2	31	15.5	29	0				
Hillis	1	1	1.0	1	0			Shockey	2	30	15.0	19	0				
								Henderson	2	20	10.0	23	0				
								Jones	1	1	1.0	1	0				
Total	10	87	8.7	18	0			Total	37	356	9.6	29	2				
INT	NO	YDS	AVG	LG	TD			INT	NO	YDS	AVG	LG	TD				
Bowens	2	94	47.0	64t	2												
Fujita	1	16	16.0	16	0												
S. Brown	1	0	0.0	0	0												
Total	4	110	27.5	64t	2			Total	0	0	0.0	0	0				
PUNTING	NO	YDS	AVG	TB	I20	LG		PUNTING	NO	YDS	AVG	TB	I20	LG			
Hodges	4	168	42.0	0	2	53		Morstead	4	204	51.0	0	1	56			
Total	4	168	42.0	0	2	53		Total	4	204	51.0	0	1	56			
PT RET	NO	YDS	AVG	FC	LG	TD		PT RET	NO	YDS	AVG	FC	LG	TD			
Cribbs	3	40	13.3	0	17	0		Moore	2	-1	-0.5	1	5	0			
Wright	0	62	0.0	0	62	0											
Total	3	102	34.0	0	62	0		Total	2	-1	-0.5	1	5	0			
KO RET	NO	YDS	AVG	FC	LG	TD		KO RET	NO	YDS	AVG	FC	LG	TD			
Cribbs	3	68	22.7	0	29	0		Roby	4	83	20.8	0	26	0			
Total	3	68	22.7	0	29	0		Total	4	83	20.8	0	26	0			
TEAM STATISTICS							CLE	NO	TEAM STATISTICS							CLE	NO
TOTAL FIRST DOWNS							12	25	FGs-PATs HAD BLOCKED							0-0	0-0
By Rushing							7	2	Net Punting Avg.							42.3	25.5
By Passing							3	21	TOTAL RETURN YARDAGE							212	-1
By Penalty							2	2	No. and Yards Punt Returns							3-102	2--1
3rd DOWN EFFICIENCY							2-11-18%	5-15-33%	No. and Yards Kickoff Returns							3-68	4-83
4th DOWN EFFICIENCY							1-1-100%	3-3-100%	No. and Yards Interception Returns							4-110	0-0
TOTAL NET YARDS							210	294	PENALTIES: No.-Yds.							4-30	7-98
Total Plays							46	77	FUMBLES: No.-Lost							1-0	2-0
Avg. Per Play							4.6	5.1	TOUCHDOWNS							3	2
NET YARDS RUSHING							125	58	Rushing							1	0
Total Rushes							28	18	Passing							0	2
Avg. Per Play							4.5	3.2	Interception Returns							2	0
Tackles For Loss-Yards							5-23	1-4	EXTRA POINTS: Made-Att.							3-3	2-2
NET YARDS PASSING							85	336	Kicking: Made-Att.							3-3	2-2
Sacked-Yards Lost							1-2	3-20	FIELD GOALS: Made-Att.							3-3	1-1
Gross Yards							87	356	RED ZONE EFFICIENCY							1-4-25%	2-4-50%
PASSING: Att.-Comp.-INT							17-10-0	56-37-4	GOAL-TO-GO EFFICIENCY							1-3-33%	1-1-100%
Avg. Per Play							4.7	5.7	SAFETIES							0	0
KICKOFFS: No.-In EZ-Touchbacks							7-5-3	4-2-0	FINAL SCORE							30	17
PUNTS: No.-Avg.							4-42.0	4-51.0	TIME OF POSSESSION							24:26	35:34
Had Blocked							0	0									

2010 GAME BY GAME REVIEW



VS.

PITTSBURGH

GAME **8**



SAINTS: 20

STEELERS: 10

LOUISIANA SUPERDOME

NEW ORLEANS, LA. - 10/31/10

ATTENDANCE: 70,011 TIME: 2:57

QB **Drew Brees** was pinpoint accurate in the second half, completing 20-of-22 passes, while the defense had two key fourth quarter turnovers to rebound from last week's loss in a nationally televised Halloween primetime contest.

Brees shook off a second quarter interception and fourth quarter fumble, completing 34-of-44 passes for 305 yards with two TD passes and a 101.0 passer rating. WR **Lance Moore** led the Saints in receiving with seven receptions for 54 yards and one TD. WR **Marques Colston** had six catches for 75 yards and a fourth quarter 16-yard TD grab. WR **Robert Meachem** had six grabs for a team-high 76 yards.

The Saints made several key defensive plays. In the second quarter, Pittsburgh WR **Antwan Randle El** had an 11-yard reception to the goal line, where it was ruled after a New Orleans challenge that CB **Leigh Torrence** stopped him before reaching the end zone. New Orleans held Pittsburgh to a field goal

after a goal line stand. In the fourth quarter with TE **Heath Miller** running in Saints territory trailing 13-10, LB **Marvin Mitchell** stripped the ball from him at their 34-yard line and it was picked up and returned by S



GAMENOTES

In the most extensive defensive action of his career, CB **Leigh Torrence** had a key second quarter tackle, right before the goal line, to save a touchdown and iced the game with a fourth quarter 21-yard interception return

WR **Robert Meachem** had six receptions for a team-high 76 yards, including a 50-yard grab in the contest.

The Saints tied the all-time series with Pittsburgh 7-7.

Darren Sharper 11 yards to set up the score that gave the Saints a 20-10 lead. With Pittsburgh taking the ball back, Torrence, seeing extended duty at cornerback, picked off Steelers QB **Ben Roethlisberger** to ice the win.

SAINTS-STEELERS GAME SUMMARY

Pittsburgh Steelers
New Orleans Saints

0	3	0	7	-	10
0	3	3	14	-	20

Team	Qtr	Time	Play Description (Extra Point) (Drive Info)	V-H
PIT	2	14:00	Reed 19 FG (11-43, 6:11)	3-0
NO	2	0:08	Hartley 31 FG (7-46, 1:03)	3-3
NO	3	8:24	Hartley 23 FG (12-51, 6:36)	3-6
NO	4	12:55	Colston 16 pass from Brees (Hartley kick) (10-59, 6:13)	3-13
PIT	4	10:48	Mendenhall 38 run (Reed kick) (4-68, 2:07)	10-13
NO	4	2:37	Moore 8 pass from Brees (Hartley kick) (8-55, 3:47)	10-20

FIELD GOALS (made () and missed)

PIT: Reed (19) 51WL

NO: Hartley (31) (23)

2010 GAME BY GAME REVIEW

8

VS. Pittsburgh

PITTSBURGH STEELERS							NEW ORLEANS SAINTS								
RUSHING	ATT	YDS	AVG	LG	TD		RUSHING	ATT	YDS	AVG	LG	TD			
Mendenhall	15	71	4.7	38t	1		Jones	7	16	2.3	11	0			
Redman	3	19	6.3	15	0		Betts	3	8	2.7	7	0			
Moore	2	19	9.5	18	0		Ivory	7	7	1.0	6	0			
Roethlisberger	1	-1	-1.0	-1	0		Colston	1	1	1.0	1	0			
							Brees	3	-2	-0.7	0	0			
Total	21	108	5.1	38t	1		Total	21	30	1.4	11	0			
PASSING	ATT	CMP	YDS	SK/YD	TD	LG	INT	PASSING	ATT	CMP	YDS	SK/YD	TD	LG	INT
Roethlisberger	28	17	195	3/24	0	25	1	Brees	44	34	305	2/17	2	50	1
Total	27	17	195	3/24	0	25	1	Total	44	34	305	2/17	2	50	1
RECEIVING	NO	YDS	AVG	LG	TD			RECEIVING	NO	YDS	AVG	LG	TD		
Wallace	3	43	14.3	21	0			Moore	7	54	7.7	18	1		
Randle El	3	33	11.0	13	0			Meachem	6	76	12.7	50	0		
Ward	3	15	5.0	12	0			Colston	6	75	12.5	27	1		
Miller	2	39	19.5	25	0			D. Thomas	4	15	3.8	9	0		
Spaeth	2	21	10.5	12	0			Henderson	3	33	11.0	13	0		
Mendenhall	2	14	7.0	9	0			Shockey	3	30	10.0	14	0		
Sanders	1	21	21.0	21	0			Jones	3	20	6.7	13	0		
Johnson	1	9	9.0	9	0			Evans	1	2	2.0	2	0		
								Betts	1	0	0.0	0	0		
Total	17	195	11.5	25	0			Total	34	305	9.0	50	2		
INT	NO	YDS	AVG	LG	TD			INT	NO	YDS	AVG	LG	TD		
Taylor	1	9	9.0	9	0			Torrence	1	21	21.0	21	0		
Total	1	9	9.0	9	0			Total	1	21	21.0	21	0		
PUNTING	NO	YDS	AVG	TB	I20	LG		PUNTING	NO	YDS	AVG	TB	I20	LG	
Sepulveda	4	192	48.0	0	2	54		Morstead	4	175	43.8	0	3	55	
Total	4	192	48.0	0	2	54		Total	4	175	43.8	0	3	55	
PT RET	NO	YDS	AVG	FC	LG	TD		PT RET	NO	YDS	AVG	FC	LG	TD	
Sanders	1	38	38.0	0	38	0		Moore	1	17	17.0	3	17	0	
Randle El	0	0	0.0	3	0	0									
Total	1	38	38.0	3	38	0		Total	1	17	17.0	3	17	0	
KO RET	NO	YDS	AVG	FC	LG	TD		KO RET	NO	YDS	AVG	FC	LG	TD	
Sanders	3	98	32.7	0	41	0		Roby	3	83	27.7	0	39	0	
Redman	1	20	20.0	0	20	0									
Total	4	118	29.5	0	41	0		Total	3	83	27.7	0	39	0	
TEAM STATISTICS						PIT	NO	TEAM STATISTICS						PIT	NO
TOTAL FIRST DOWNS						13	19	FGs-PATs HAD BLOCKED						0-0	0-0
By Rushing						7	3	Net Punting Avg.						43.8	34.3
By Passing						6	14	TOTAL RETURN YARDAGE						47	38
By Penalty						0	2	No. and Yards Punt Returns						1-38	1-17
3rd DOWN EFFICIENCY						3-10-30%	7-16-44%	No. and Yards Kickoff Returns						4-118	3-83
4th DOWN EFFICIENCY						0-1-0%	1-1-100%	No. and Yards Interception Returns						1-9	1-21
TOTAL NET YARDS						279	318	PENALTIES: No.-Yds.						4-38	3-35
Total Plays						52	67	FUMBLES: No.-Lost						2-1	1-1
Avg. Per Play						5.4	4.7	TOUCHDOWNS						1	2
NET YARDS RUSHING						108	30	Rushing						1	0
Total Rushes						21	21	Passing						0	2
Avg. Per Play						5.1	1.4	EXTRA POINTS: Made-Att.						1-1	2-2
Tackles For Loss-Yards						2-2	4-8	Kicking: Made-Att.						1-1	2-2
NET YARDS PASSING						171	288	FIELD GOALS: Made-Att.						1-2	2-2
Sacked-Yards Lost						3-24	2-17	RED ZONE EFFICIENCY						0-1-0%	2-4-50%
Gross Yards						195	305	GOAL-TO-GO EFFICIENCY						0-1-0%	1-2-50%
PASSING: Att.-Comp.-INT						28-17-1	44-34-1	SAFETIES						0	0
Avg. Per Play						5.5	6.3	FINAL SCORE						10	20
KICKOFFS: No.-In EZ-Touchbacks						3-0-0	5-3-1	TIME OF POSSESSION						25:54	34:06
PUNTS: No.-Avg.						4-48.0	4-43.8								
Had Blocked						0	0								

2011 MEDIA
SAINTS GUIDE

OWNERSHIP

FOOTBALL

ADMINISTRATION

RECORDS

HISTORY

2010 GAME BY GAME REVIEW



AT CAROLINA

GAME **9**



SAINTS: 34 PANTHERS: 3
BANK OF AMERICA STADIUM
CHARLOTTE, NC - 11/7/10
ATTENDANCE: 73,191 TIME: 3:14

After giving up a field goal in the first quarter, the Saints exploded for 34 straight points over the remainder of the game for their most impressive win of the season as they improved to 6-3. The New Orleans defense turned in one of its top performances of the year, allowing only 195 net yards and forcing two turnovers.

While Carolina kicked a field goal on their first possession after intercepting QB **Drew Brees** at the start of the game, the Saints would force a turnover of their own when a hard hit by S **Darren Sharper** on Panthers RB **Jonathan Stewart** resulted in a fumble and recovery by DE **Alex Brown** at the Panthers 27. Six plays later, Brees would find TE **Jeremy Shockey** for a seven-yard TD, the 500th reception of his career.

The Saints extended their lead to 11 points when Brees found TE **Jimmy Graham** for a 19-yard TD in the second quarter and then a 31-yard field goal by K **Garrett Hartley** as time expired in the half gave the Saints a 17-3 lead.

The third quarter opened with a three

and out by Carolina, followed by an 11-play drive ending with a 36-yard field goal by Hartley. A 24-yard interception return for a touchdown by CB **Jabari Greer** near the end of the quarter would break open the game.



GAME NOTES

CB Jabari Greer's 24-yard interception return for a touchdown was the Saints first return score of the season.

The win gave New Orleans their first season sweep of the Panthers since the 2001 season.

The three points surrendered by New Orleans were the least since a 34-3 win vs. Oakland, Oct. 12, 2008.

After Panthers QB **Jimmy Clausen** was sacked by CB **Leigh Torrence** on the final play of the fourth quarter, he would be relieved by third-stringer **Tony Pike**. Following a one-yard touchdown run by RB **Ladell Betts** in the fourth quarter, the Saints would have their largest margin of victory of the season.

SAINTS-PANTHERS GAME SUMMARY

New Orleans Saints
Carolina Panthers

7	10	10	7	-	34
3	0	0	0	-	3

Team	Qtr	Time	Play Description (Extra Point) (Drive Info)	V-H
CAR	1	10:19	Kasay 20 FG (6-26, 2:55)	0-3
NO	1	2:28	Shockey 7 pass from Brees (Hartley kick) (7-27, 3:03)	7-3
NO	2	2:49	Graham 19 pass from Brees (Hartley kick) (6-72, 2:32)	14-3
NO	2	0:00	Hartley 31 FG (7-70, 0:54)	17-3
NO	3	8:38	Hartley 36 FG (11-39, 5:02)	20-3
NO	3	0:41	Greer 24 interception (Hartley Kick)	27-3
NO	4	8:12	Betts 1 run (Hartley kick) (10-52, 5:20)	34-3

FIELD GOALS (made (I) and missed)

NO: Hartley (31) (36)

CAR: Kasay (20) 40 WR

2010 GAME BY GAME REVIEW

9

@ Carolina

2011 MEDIA
SAINTS GUIDE

OWNERSHIP

FOOTBALL

ADMINISTRATION

RECORDS

HISTORY

NEW ORLEANS SAINTS							CAROLINA PANTHERS								
RUSHING	ATT	YDS	AVG	LG	TD		RUSHING	ATT	YDS	AVG	LG	TD			
Jones	6	68	11.3	54	0		Sutton	7	41	5.9	32	0			
Ivory	12	50	4.2	11	0		Stewart	5	30	6.0	14	0			
Betts	13	31	2.4	12	1		Goodson	9	29	3.2	11	0			
Daniel	1	16	16.0	16	0		Clausen	1	11	11.0	11	0			
							Fiammetta	1	11	11.0	11	0			
							Senn	1	5	5.0	5	0			
Total	32	165	5.2	54	1		Total	24	127	5.3	33	0			
PASSING	ATT	CMP	YDS	SK/YD	TD	LG	INT	PASSING	ATT	CMP	YDS	SK/YD	TD	LG	INT
Brees	43	27	253	0/0	2	36	1	Clausen	18	8	47	2/21	0	13	1
Daniel	0	0	0	1/10	0	0	0	Pike	12	6	47	1/10	0	22	0
								Moore	6	3	13	1/8	0	6	0
Total	43	27	253	1/10	2	36	1	Total	36	17	107	4/39	0	22	1
RECEIVING	NO	YDS	AVG	LG	TD			RECEIVING	NO	YDS	AVG	LG	TD		
Colston	8	65	8.1	16	0			Goodson	3	18	6.0	13	0		
Moore	6	77	12.8	36	0			King	3	17	5.7	7	0		
D. Thomas	4	45	11.3	22	0			Sutton	3	15	5.0	8	0		
Graham	3	49	16.3	19t	1			Gettis	2	22	11.0	22	0		
Meachem	2	15	7.5	13	0			LaFell	2	14	7.0	11	0		
Jones	2	-6	-3.0	2	0			Rosario	2	10	5.0	6	0		
Shockey	1	7	7.0	7t	1			Smith	1	9	9.0	9	0		
Betts	1	1	1.0	1	0			Fiammetta	1	2	2.0	2	0		
Total	27	253	9.4	36	2			Total	17	107	6.3	22	0		
INT	NO	YDS	AVG	LG	TD			INT	NO	YDS	AVG	LG	TD		
Greer	1	24	24.0	24t	1			Marshall	1	66	66.0	66	0		
Total	1	24	24.0	24t	1			Total	1	66	66.0	66	0		
PUNTING	NO	YDS	AVG	TB	I20	LG		PUNTING	NO	YDS	AVG	TB	I20	LG	
Morstead	5	232	46.4	1	3	63		Baker	7	329	47.0	1	1	52	
Total	5	232	46.4	1	3	63		Total	7	329	47.0	1	1	52	
PT RET	NO	YDS	AVG	FC	LG	TD		PT RET	NO	YDS	AVG	FC	LG	TD	
Moore	3	15	5.0	2	11	0		Munnerlyn	2	18	9.0	0	18	0	
Total	3	15	5.0	2	11	0		Total	2	18	9.0	0	18	0	
KO RET	NO	YDS	AVG	FC	LG	TD		KO RET	NO	YDS	AVG	FC	LG	TD	
Roby	1	21	21.0	0	21	0		Pugh	3	84	28.0	0	32	0	
								Goodson	2	31	15.5	0	27	0	
Total	1	21	21.0	0	21	0		Total	5	115	23.0	0	32	0	
TEAM STATISTICS							NO	CAR	TEAM STATISTICS						
TOTAL FIRST DOWNS							27	15	FGs-PATs HAD BLOCKED						
By Rushing							9	6	Net Punting Avg.						
By Passing							14	4	TOTAL RETURN YARDAGE						
By Penalty							4	5	No. and Yards Punt Returns						
3rd DOWN EFFICIENCY							7-14-50%	1-12-8%	No. and Yards Kickoff Returns						
4th DOWN EFFICIENCY							0-1-0%	1-2-50%	No. and Yards Interception Returns						
TOTAL NET YARDS							408	195	PENALTIES: No.-Yds.						
Total Plays							76	64	FUMBLES: No.-Lost						
Avg. Per Play							5.4	3.0	TOUCHDOWNS						
NET YARDS RUSHING							165	127	Rushing						
Total Rushes							32	24	Passing						
Avg. Per Play							5.2	5.3	Interceptions						
Tackles For Loss-Yards							2-3	0-0	EXTRA POINTS: Made-Att.						
NET YARDS PASSING							243	68	Kicking: Made-Att.						
Sacked-Yards Lost							1-10	4-39	Passing: Made-Att.						
Gross Yards							253	107	FIELD GOALS: Made-Att.						
PASSING: Att.-Comp.-INT							43-27-1	36-17-1	RED ZONE EFFICIENCY						
Avg. Per Play							5.5	1.7	GOAL-TO-GO EFFICIENCY						
KICKOFFS: No.-In EZ-Touchbacks							6-2-1	2-2-1	SAFETIES						
PUNTS: No.-Avg.							5-46.4	7-47.0	FINAL SCORE						
Had Blocked							0	0	TIME OF POSSESSION						

2010 GAME BY GAME REVIEW



VS
SEATTLE

GAME **10**



SAINTS: 34 SEAHAWKS: 19
LOUISIANA SUPERDOME
NEW ORLEANS, LA. - 11/21/10
ATTENDANCE: 70,015 TIME: 3:12

The Saints improved to 7-3 with a convincing win against Seattle. New Orleans rebounded from an early Seahawks field goal to take a lead that they would not give up as they would score touchdowns on five straight possessions.

After falling behind early 3-0, the Saints took the lead before the end of the first quarter on a one-yard touchdown run by rookie RB **Chris Ivory**. Following a second Seattle field goal, The Saints scored again on a 23-yard touchdown pass from QB **Drew Brees** to WR **Marques Colston**. The Saints scored again on a three-yard throw from Brees to WR **Robert Meachem**. After a two-yard touchdown from Seattle QB **Matt Hasselbeck** to WR **Ben Obomanu**, Brees and Colston connected again on a 22-yard throw, with the Saints exiting the half with a 27-16 lead following a Seahawks field goal as time expired.

At the start of the third quarter, Brees found Meachem for a 32-yard touchdown. On Seattle's next possession, S **Roman**

Harper stripped the ball from Seahawks RB **Marshawn Lynch** and recovered it. On Seattle's next drive, LB **Scott Shanle** forced



GAMENOTES

Saints S Roman Harper and LB Scott Shanle each forced and recovered fumbles by Seattle RB Marshawn Lynch in the third quarter. Shanle led the Saints with ten tackles.

The victory gave the Saints a 6-5 lead in the all-time series against the Seahawks.

The Saints converted 11-of-15 (73%) third down attempts.

WR Marques Colston led the Saints in receiving with eight receptions for 113 yards with two touchdowns in the seventh multiple score game of his career.

Lynch to fumble again and recovered it to stymie another Seahawks opportunity. The New Orleans defense would only give up one field goal in the second half.

Brees finished the game 29 of 43 for 382 yards (106.9 passer rating), with four TDs.

SAINTS-SEAHAWKS GAME SUMMARY

Seattle Seahawks			3	13	0	3	-	19
New Orleans Saints			7	20	7	0	-	34
Team	Qtr	Time	Play Description (Extra Point) (Drive Info)					V-H
SEA	1	7:07	Mare 20 FG (9-80, 4:36)					3-0
NO	1	1:30	Ivory 1 run (Hartley kick) (12-80, 5:37)					3-7
SEA	2	14:55	Mare 43 FG (5-45, 1:35)					6-7
NO	2	10:17	Colston 23 pass from Brees (Hartley kick) (10-80, 4:38)					6-14
NO	2	5:48	Meachem 3 pass from Brees (Hartley kick) (8-42, 1:06)					6-21
SEA	2	1:54	Obomanu 2 pass from Hasselbeck (Mare kick) (12-69, 3:54)					13-21
NO	2	1:00	Colston 22 pass from Brees (kick aborted) (5-75, 0:54)					13-27
SEA	2	0:00	Mare 43 FG (5-35, 1:00)					16-27
NO	3	12:18	Meachem 32 pass from Brees (Hartley kick) (6-80, 2:42)					16-34
SEA	4	5:26	Mare 20 FG (15-78, 7:02)					19-34

FIELD GOALS (made (I) and missed)

SEA: Mare (20) (43) (43) (20)

NO: Hartley 27 LU

10
VS. Seattle

SEATTLE SEAHAWKS							NEW ORLEANS SAINTS								
RUSHING	ATT	YDS	AVG	LG	TD		RUSHING	ATT	YDS	AVG	LG	TD			
Lynch	7	36	5.1	17	0		Ivory	23	99	4.3	24	1			
Hasselbeck	1	12	12.0	12	0		Meachem	1	8	8.0	8	0			
Forsett	8	10	1.3	9	0		Jones	4	4	1.0	5	0			
Washington	1	0	0.0	0	0		Henderson	1	1	1.0	1	0			
Total	17	58	3.4	17	0		Total	29	112	3.9	24	1			
PASSING	ATT	CMP	YDS	SK/YD	TD	LG	INT	PASSING	ATT	CMP	YDS	SK/YD	TD	LG	INT
Hasselbeck	44	32	366	0/0	1	68	0	Brees	43	29	382	0/0	4	32t	2
Total	44	32	366	0/0	1	68	0	Total	43	29	382	0/0	4	32t	2
RECEIVING	NO	YDS	AVG	LG	TD			RECEIVING	NO	YDS	AVG	LG	TD		
Williams	6	109	18.2	68	0			Colston	8	113	14.1	23t	2		
Stokley	6	76	12.7	18	0			Graham	5	72	14.4	27	0		
Obomanu	5	87	17.4	42	1			Meachem	3	50	16.7	32t	2		
Forsett	5	33	6.6	11	0			Moore	3	43	14.3	29	0		
Lynch	4	19	4.8	8	0			Betts	3	37	12.3	25	0		
Carlson	3	14	4.7	7	0			D. Thomas	2	26	13.0	14	0		
Butler	2	19	9.5	11	0			Jones	2	8	4.0	5	0		
Washington	1	9	9.0	9	0			Henderson	1	17	17.0	17	0		
								Humphrey	1	12	12.0	12	0		
								Evans	1	4	4.0	4	0		
Total	32	366	11.4	68	1			Total	29	382	13.2	32	4		
INT	NO	YDS	AVG	LG	TD			INT	NO	YDS	AVG	LG	TD		
Hawthorne	1	5	5.0	5	0										
Thomas	1	0	0.0	0	0										
Total	2	5	2.5	5	0			Total	0	0	0.0	0	0		
PUNTING	NO	YDS	AVG	TB	I20	LG		PUNTING	NO	YDS	AVG	TB	I20	LG	
Ryan	2	78	39.0	0	0	41		Morstead	1	40	40.0	0	1	40	
Total	2	78	39.0	0	0	41		Total	1	40	40.0	0	1	40	
PT RET	NO	YDS	AVG	FC	LG	TD		PT RET	NO	YDS	AVG	FC	LG	TD	
Washington	0	0	0.0	1	0	0		Moore	0	0	0.0	2	0	0	
Total	0	0	0.0	1	0	0		Total	0	0	0.0	2	0	0	
KO RET	NO	YDS	AVG	FC	LG	TD		KO RET	NO	YDS	AVG	FC	LG	TD	
Washington	3	74	24.7	0	28	0		Roby	1	25	25.0	0	25	0	
Morrah	1	13	13.0	0	13	0									
Total	4	87	21.8	0	28	0		Total	1	25	25.0	0	25	0	

TEAM STATISTICS	SEA	NO	TEAM STATISTICS	SEA	NO
TOTAL FIRST DOWNS	21	26	FGs-PATs HAD BLOCKED	0-0	0-0
By Rushing	4	5	Net Punting Avg.	39.0	40.0
By Passing	17	20	TOTAL RETURN YARDAGE	5	0
By Penalty	0	1	No. and Yards Punt Returns	0-0	0-0
3rd DOWN EFFICIENCY	7-12-58%	11-15-73%	No. and Yards Kickoff Returns	4-87	1-25
4th DOWN EFFICIENCY	0-0-0%	0-1-0%	No. and Yards Interception Returns	2-5	0-0
TOTAL NET YARDS	424	494	PENALTIES: No.-Yds.	8-79	3-24
Total Plays	61	72	FUMBLES: No.-Lost	2-2	0-0
Avg. Per Play	7.0	6.9	TOUCHDOWNS	1	5
NET YARDS RUSHING	58	112	Rushing	0	1
Total Rushes	17	29	Passing	1	4
Avg. Per Play	3.4	3.9	EXTRA POINTS: Made-Att.	1-1	4-5
Tackles For Loss-Yards	3-11	3-8	Kicking: Made-Att.	1-1	4-4
NET YARDS PASSING	366	382	Rushing: Made-Att.	0-0	0-1
Sacked-Yards Lost	0-0	0-0	FIELD GOALS: Made-Att.	4-4	0-0
Gross Yards	366	382	RED ZONE EFFICIENCY	1-3-33%	2-5-40%
PASSING: Att.-Comp.-INT	44-32-0	43-29-2	GOAL-TO-GO EFFICIENCY	0-2-0%	1-2-50%
Avg. Per Play	8.3	8.9	SAFETIES	0	0
KICKOFFS: No.-In EZ-Touchbacks	5-3-3	6-3-1	FINAL SCORE	19	34
PUNTS: No.-Avg.	2-39.0	1-40.0	TIME OF POSSESSION	26:15	33:45
Had Blocked	0	0			

2010 GAME BY GAME REVIEW



AT DALLAS

GAME **11**



SAINTS: 30 COWBOYS: 27
COWBOYS STADIUM
ARLINGTON, TX. - 11/25/10
ATTENDANCE: 93,985 TIME: 3:28

The Saints ran their win streak to four games, rebounding from a fourth quarter, four-point deficit with a dramatic comeback following a defensive turnover and quick scoring drive to improve to 8-3.

The Saints jumped out to a 17-0 first quarter lead, compliments of a pair of rushing touchdowns by RB **Chris Ivory** and a 50-yard field goal by K **Garrett Hartley** following an interception.

However, one of the game's biggest plays took place after the Saints had fallen behind 27-23 late in the fourth quarter when S **Malcolm Jenkins** forced Cowboys WR **Roy Williams** to fumble, and he recovered it at the New Orleans 11-yard line. QB **Drew Brees** then went on a five-play, 89-yard touchdown drive that included a 22-yard completion to WR **Marques Colston**, a 55-yard throw to WR **Robert Meachem** and a 12-yard scoring pass to WR **Lance Moore** to give the Saints the lead back with 1:55 remaining.

The Saints couldn't breathe easily quite yet though, as the Cowboys would advance to the Saints 41-yard line, however Cowboys K **David Buehler** would miss on a 59-yard field goal attempt that would have tied the game.



GAME NOTES

DE Will Smith had a standout performance with six tackles, one sack and an interception. Smith's sack was the 53rd of his career, putting him in fourth place on the club's all-time list

S Malcolm Jenkins' game-saving strip and recovery of a fumble to go with five tackles earned him NFC Defensive Player of the Week honors

The crowd of 93,985 that the Saints played in front of at Cowboys Stadium was the most ever for one of their games.

QB Drew Brees completed 23-of-39 passes for 352 yards, one touchdown and an interception.

SAINTS - COWBOYS GAME SUMMARY

New Orleans Saints
Dallas Cowboys

17 3 3 7 - 30
0 6 14 7 27

Team	Qtr	Time	Play Description (Extra Point) (Drive Info)	V-H
NO	1	13:09	Ivory 3 run (Hartley kick) (4-80, 1:51)	7-0
NO	1	9:11	Hartley 50 FG (4- -1, 1:31)	10-0
NO	1	4:33	Ivory 6 run (Hartley kick) (6-58, 2:59)	17-0
DAL	2	5:13	Buehler 21 FG (14-79, 7:41)	17-3
NO	2	0:43	Hartley 45 FG (13-54, 4:30)	20-3
DAL	2	0:00	Buehler 53 FG (5-40, 0:43)	20-6
DAL	3	14:01	Austin 60 run (Buehler kick) (2-68, 0:59)	20-13
NO	3	9:30	Hartley 28 FG (11-70, 4:31)	23-13
DAL	3	4:30	Barber 1 run (Buehler kick) (6-15, 2:55)	23-20
DAL	4	5:51	Choice 1 run (Buehler kick) (7-39, 4:04)	23-27
NO	4	1:55	Moore 12 pass from Brees (Hartley kick) (5-89, 1:08)	30-27

FIELD GOALS (made (I) and missed)

NO: Hartley (50) (45) (28)

DAL: Buehler (21) (53) 59WL

2010 GAME BY GAME REVIEW

11
@ Dallas

NEW ORLEANS SAINTS

RUSHING	ATT	YDS	AVG	LG	TD
Jones	10	45	4.5	9	0
Ivory	7	38	5.4	17	2
Bush	1	1	1.0	1	0
Brees	3	-3	-1.0	-1	0

Total	21	81	3.9	17	2
--------------	-----------	-----------	------------	-----------	----------

PASSING	ATT	CMP	YDS	SK/YD	TD	LG	INT
Brees	39	23	352	2/19	1	57	1
Total	39	23	352	2/19	1	57	1

RECEIVING	NO	YDS	AVG	LG	TD
Colston	6	105	17.5	28	0
Moore	5	39	7.8	12t	1
Henderson	4	97	24.3	57	0
Graham	3	23	7.7	14	0
Jones	3	21	7.0	12	0
Meachem	1	55	55.0	55	0
Bush	1	12	12.0	12	0
Total	23	352	15.3	57	1

INT	NO	YDS	AVG	LG	TD
Smith	1	4	4.0	4	0
Total	1	4	4.0	4	0

PUNTING	NO	YDS	AVG	TB	I20	LG
Morstead	2	120	60.0	0	1	64
Total	2	120	60.0	0	1	64

PT RET	NO	YDS	AVG	FC	LG	TD
Bush	1	0	0.0	0	0	0
Total	1	0	0.0	0	0	0

KO RET	NO	YDS	AVG	FC	LG	TD
Roby	1	22	22.0	0	22	0
Total	1	22	22.0	0	22	0

TEAM STATISTICS	NO	DAL
TOTAL FIRST DOWNS	21	24
By Rushing	5	7
By Passing	16	16
By Penalty	0	2
3rd DOWN EFFICIENCY	6-14-43%	7-15-47%
4th DOWN EFFICIENCY	0-1-0%	1-3-33%
NET TOTAL YARDS	414	457
Total Plays	62	75
Avg. Per Play	6.7	6.2
NET YARDS RUSHING	81	144
Total Rushes	21	32
Avg. Per Play	3.9	4.5
Tackles For Loss-Yards	0-0	1-1
NET YARDS PASSING	333	313
Sacked-Yards Lost	2-19	1-0
Gross Yards	352	313
PASSING: Att.-Comp.-INT	39-23-1	42-30-1
Avg. Per Play	8.1	7.3
KICKOFFS: No.-In EZ-Touchbacks	7-4-2	5-5-4
PUNTS: No.-Avg.	2-60.0	2-55.0
Had Blocked	0	0

DALLAS COWBOYS

RUSHING	ATT	YDS	AVG	LG	TD
Austin	1	60	60.0	60t	1
Jones	13	44	3.4	10	0
Kitna	5	20	4.0	13	0
Barber	10	19	1.9	6	1
Choice	1	1	1.0	1t	1
Bryant	1	0	0.0	0	0
McBriar	1	0	0.0	0	0
Total	32	144	4.5	60	3

PASSING	ATT	CMP	YDS	SK/YD	TD	LG	INT
Kitna	42	30	313	1/0	0	47	1
Total	42	30	313	1/0	0	47	1

RECEIVING	NO	YDS	AVG	LG	TD
Witten	10	99	9.9	20	0
Jones	7	69	9.9	28	0
R. Williams	5	83	16.6	47	0
Austin	3	25	8.3	12	0
Bennett	2	17	8.5	9	0
Barber	2	8	4.0	5	0
Hurd	1	12	12.0	12	0
Total	30	313	10.4	47	0

INT	NO	YDS	AVG	LG	TD
Sensabaugh	1	10	10.0	10	0
Total	1	10	10.0	10	0

PUNTING	NO	YDS	AVG	TB	I20	LG
McBriar	2	110	55.0	0	1	59
Total	2	110	55.0	0	1	59

PT RET	NO	YDS	AVG	FC	LG	TD
Bryant	1	13	13.0	0	13	0
Total	1	13	13.0	0	13	0

KO RET	NO	YDS	AVG	FC	LG	TD
McCann	3	50	16.7	0	20	0
Bryant	2	60	30.0	0	31	0
Total	5	110	22.0	0	31	0

TEAM STATISTICS	NO	DAL
FGs-PATs HAD BLOCKED	0-0	0-0
Net Punting Avg.	53.5	55.0
TOTAL RETURN YARDAGE	4	23
No. and Yards Punt Returns	1-0	1-13
No. and Yards Kickoff Returns	1-22	5-110
No. and Yards Interception Returns	1-4	1-10
PENALTIES: No.-Yds.	4-30	4-19
FUMBLES: No.-Lost	2-1	7-2
TOUCHDOWNS	3	3
Rushing	2	3
Passing	1	0
EXTRA POINTS: Made-Att.	3-3	3-3
Kicking: Made-Att.	3-3	3-3
FIELD GOALS: Made-Att.	3-3	2-3
RED ZONE EFFICIENCY	3-4-75%	2-3-67%
GOAL-TO-GO EFFICIENCY	2-2-100%	2-2-100%
SAFETIES	0	0
FINAL SCORE	30	27
TIME OF POSSESSION	25:19	34:41

2011 MEDIA
SAINTS GUIDE

OWNERSHIP

FOOTBALL

ADMINISTRATION

RECORDS

HISTORY

2010 GAME BY GAME REVIEW



AT

CINCINNATI

GAME

12



SAINTS: 34

BENGALS: 30

PAUL BROWN STADIUM

CINCINNATI, OH. - 12/5/10

ATTENDANCE: 59,963 TIME: 3:09

The Saints improved to 9-3 and increased their win streak to five as they had a successful comeback on their final drive of the game for the second consecutive week on a three-yard touchdown pass from QB **Drew Brees** to WR **Marques Colston**.

Brees completed 24 of 29 passes for 313 yards with two touchdowns, one interception and a 120.3 rating. WR **Robert Meachem** had three receptions for a game-high 106 yards and a 52-yard touchdown.

After New Orleans forced Cincinnati to punt on the game's first possession, the Saints struck first when K **Garrett Hartley** kicked a 48-yard field goal, with the drive aided by a 43-yard grab by Colston. Cincinnati tied the score at the start of the second quarter with a 29-yard field goal by **Clint Stitser**.

New Orleans took the lead again on a career-long 55-yard touchdown run by RB **Chris Ivory**. The two clubs then traded field goals with the Saints taking a 13-6 lead at halftime.

New Orleans took the ball out of the third quarter and went on a 11-play, 66-yard drive that ended with a one-yard touchdown run by Ivory. Cincinnati struck back though to cut

the deficit, when QB **Carson Palmer** found WR **Terrell Owens** for a five-yard TD, where the extra point was missed. On New Orleans' next drive, Bengals S **Reggie Nelson** picked off Brees, returning the ball to Saints territory, where RB **Cedric Benson** eventually barreled in to the end zone on a one-yard run.



GAMENOTES

QB Drew Brees became the club's all-time leader in passing yardage on a second quarter 52-yard throw to TE Jimmy Graham.

WR Marques Colston's TD grab was his 38th as he moved past WR Danny Abramowicz for third place on the club's all-time list.

LB Jonathan Vilma led the Saints with 13 tackles and dropped Bengals QB Carson Palmer for a sack.

Brees quickly put seven more points on the board on a 52-yard throw to Meachem, but the Bengals tied the score with a Benson TD run and went ahead 30-27 with 4:30 left on a field goal, until New Orleans' final game-winning play with 31 seconds left.

SAINTS-BENGALS GAME SUMMARY

New Orleans Saints
Cincinnati Bengals

3	10	7	14	-	34
0	6	6	18	-	30

Team	Qtr	Time	Play Description (Extra Point) (Drive Info)	V-H
NO	1	8:44	Hartley 48 FG (8-65, 4:21)	3-0
CIN	2	13:03	Stitser 29 FG (13-42, 7:08)	3-3
NO	2	12:01	Ivory 55 run (Hartley kick) (3-68, 1:01)	10-3
CIN	2	9:41	Stitser 23 FG (4-50, 2:21)	10-6
NO	2	0:13	Hartley 24 FG (11-88, 3:15)	13-6
NO	3	9:06	Ivory 1 run (Hartley kick) (11-66, 5:54)	20-6
CIN	3	3:54	Owens 5 pass from Palmer (kick failed) (9-60, 5:12)	20-12
CIN	4	13:38	Benson 1 run (Stitser kick) (7-46, 3:36)	20-19
NO	4	12:13	Meachem 52 pass from Brees (Hartley kick) (3-69, 1:25)	27-19
CIN	4	8:08	Benson 4 run (Palmer-Gresham pass) (8-59, 4:05)	27-27
CIN	4	4:25	Stitser 47 FG (5-15, 1:38)	27-30
NO	4	0:31	Colston 3 pass from Brees (Hartley kick) (7-68, 3:54)	34-30

FIELD GOALS (made (I) and missed)

NO: Hartley (48) (24)

CIN: Stitser (29) (23) (47)

2010 GAME BY GAME REVIEW

12

@ Cincinnati

NEW ORLEANS SAINTS								CINCINNATI BENGALS							
RUSHING	ATT	YDS	AVG	LG	TD			RUSHING	ATT	YDS	AVG	LG	TD		
Ivory	15	117	7.8	55t	2			Benson	19	49	2.6	7	2		
Bush	5	26	5.2	10	0			Scott	6	43	7.2	18	0		
Jones	2	3	1.5	4	0			Leonard	1	4	4.0	4	0		
Total	22	146	6.6	55t	2			Total	26	96	3.7	18	2		
PASSING	ATT	CMP	YDS	SK/YD	TD	LG	INT	PASSING	ATT	CMP	YDS	SK/YD	TD	LG	INT
Brees	29	24	313	2/23	2	52t	1	Palmer	33	23	249	3/34	1	33	0
Total	29	24	313	2/23	2	52t	1	Total	33	23	249	3/34	1	33	0
RECEIVING	NO	YDS	AVG	LG	TD			RECEIVING	NO	YDS	AVG	LG	TD		
Moore	6	36	6.0	9	0			Owens	6	47	7.8	20	1		
Meachem	3	106	35.3	52t	1			Ochocinco	5	96	19.2	33	0		
Graham	3	72	24.0	52	0			Shipley	4	25	6.3	8	0		
Colston	3	65	21.7	43	1			Gresham	3	43	14.3	23	0		
Jones	3	6	2.0	6	0			Leonard	3	24	8.0	14	0		
Bush	3	0	0.0	9	0			Benson	2	14	7.0	11	0		
Shockey	2	28	14.0	18	0										
Henderson	1	0	0.0	0	0										
Total	24	313	13.0	52t	2			Total	23	249	10.8	33	1		
INT	NO	YDS	AVG	LG	TD			INT	NO	YDS	AVG	LG	TD		
								Nelson	1	7	7.0	7	0		
Total	0	0	0.0	0	0			Total	1	7	7.0	7	0		
PUNTING	NO	YDS	AVG	TB	I20	LG		PUNTING	NO	YDS	AVG	TB	I20	LG	
Mostead	3	136	45.3	0	0	53		Huber	2	113	56.5	0	2	58	
Total	3	136	45.3	0	0	53		Total	2	113	56.5	0	2	58	
PT RET	NO	YDS	AVG	FC	LG	TD		PT RET	NO	YDS	AVG	FC	LG	TD	
Porter	1	2	2.0	0	2	0		Cosby	2	30	15.0	1	19	0	
Total	1	2	2.0	0	2	0		Total	2	30	15.0	1	19	0	
KO RET	NO	YDS	AVG	FC	LG	TD		KO RET	NO	YDS	AVG	FC	LG	TD	
Roby	4	80	20.0	0	25	0		Scott	5	165	33.0	0	47	0	
Evans	3	36	12.0	0	13	0		Cosby	1	14	14.0	0	14	0	
Total	7	116	16.6	0	25	0		Total	6	179	29.8	0	47	0	

TEAM STATISTICS	NO	CIN	TEAM STATISTICS	NO	CIN
TOTAL FIRST DOWNS	19	21	FGs-PATs HAD BLOCKED	0-0	0-0
By Rushing	8	7	Net Punting Avg.	35.3	55.5
By Passing	10	11	TOTAL RETURN YARDAGE	2	37
By Penalty	1	3	No. and Yards Punt Returns	1-2	2-30
3rd DOWN EFFICIENCY	1-8-13%	5-14-36%	No. and Yards Kickoff Returns	7-116	7-179
4th DOWN EFFICIENCY	0-0-0%	2-3-67%	No. and Yards Interception Returns	0-0	1-7
TOTAL NET YARDS	436	311	PENALTIES: No.-Yds.	11-100	7-43
Total Plays	53	62	FUMBLES: No.-Lost	1-0	1-0
Avg. Per Play	8.2	5.0	TOUCHDOWNS	4	3
NET YARDS RUSHING	146	96	Rushing	2	2
Total Rushes	22	26	Passing	2	1
Avg. Per Play	6.6	3.7	EXTRA POINTS: Made-Att.	4-4	2-3
Tackles For Loss-Yards	2-3	2-5	Kicking: Made-Att.	4-4	1-2
NET YARDS PASSING	290	215	Passing: Made-Att	0-0	1-1
Sacked-Yards Lost	2-23	3-34	FIELD GOALS: Made-Att.	2-2	3-3
Gross Yards	313	249	RED ZONE EFFICIENCY	2-3-67%	3-6-50%
PASSING: Att.-Comp.-INT	29-24-1	33-23-0	GOAL-TO-GO EFFICIENCY	2-2-100%	3-4-75%
Avg. Per Play	9.4	6.0	SAFETIES	0	0
KICKOFFS: No.-In EZ-Touchbacks	7-0-0	7-0-0	FINAL SCORE	34	30
PUNTS: No.-Avg.	3-45.3	2-56.5	TIME OF POSSESSION	27:27	32:33
Had Blocked	0	0			

2011 MEDIA
SAINTS GUIDE

OWNERSHIP

FOOTBALL

ADMINISTRATION

RECORDS

HISTORY

2010 GAME BY GAME REVIEW



VS.
ST. LOUIS

GAME **13**



SAINTS: 31 RAMS: 13
LOUISIANA SUPERDOME
ST. LOUIS, LA. - 12/12/10
ATTENDANCE: 70,015 TIME: 3:03

Three turnovers, which accounted for 14 points, combined with a productive running game and a solid performance in the passing game pushed the Saints to their sixth consecutive victory.

New Orleans jumped out to a 14-0 lead after five- and 17-yard touchdown pass plays from QB **Drew Brees** to WR **Marques Colston** in the first quarter.

The Rams would kick two field goals to cut their deficit to eight, but late in the second quarter, S **Malcolm Jenkins** intercepted Rams rookie QB **Sam Bradford** at the Saints four-yard line and returned it 96 yards for a touchdown. On their next possession, the Rams were forced into a three-and-out and the Saints would go into halftime with a 21-6 lead.

The Saints would hold the Rams scoreless on three third quarter drives, while New Orleans extended their lead on a 31-yard scoring pass from Brees to WR **Lance Moore**.

Following a Saints field goal early in the fourth quarter, Jenkins had his second pick when he intercepted Bradford in the



GAME NOTES

S Malcolm Jenkins was named **NFC Defensive Player of the Week** after he had two interception returns for 105 yards, including a 96-yard return for a touchdown, the fourth-longest in club history.

WR Marques Colston had five receptions for 46 yards, including two touchdowns grabs and **WR Lance Moore** had five catches for a game-high 70 yards and a 31-yard TD.

The Saints allowed the Rams to convert only 1-of-11 (9%) third down conversions, failing to convert on their first eight attempts. On offense, the Saints successfully converted 11-of-16 (69%) third down attempts.

red zone. The rookie signal-caller would score a rushing touchdown on St. Louis' next possession, but not enough time remained for a rally.

SAINTS - RAMS GAME SUMMARY

St. Louis Rams
New Orleans Saints

0 6 0 7 - 13
14 7 7 3 31

Team	Qtr	Time	Play Description (Extra Point) (Drive Info)	V-H
NO	1	8:25	Colston 5 pass from Brees (Hartley kick) (13-72, 6:35)	0-7
NO	1	0:24	Colston 17 pass from Brees (Hartley kick) (12-61, 6:26)	0-14
STL	2	11:20	Josh Brown 38 FG (9-61, 4:33)	3-14
STL	2	1:42	Josh Brown 45 FG (6-30, 1:06)	6-14
NO	2	0:47	Jenkins 96 interception return (Hartley kick)	6-21
NO	3	4:55	Moore 31 pass from Brees (Hartley kick) (8-64, 4:11)	6-28
NO	4	14:10	Hartley 40 FG (10-38, 4:07)	6-31
STL	4	5:23	Bradford 1 run (Brown kick) (11-50, 4:21)	13-31

FIELD GOALS (made () and missed)

STL: Josh Brown (38) (45) 46WL

NO: Hartley (40)

13

VS. St. Louis

 2011 MEDIA
SAINTS GUIDE

OWNERSHIP

FOOTBALL

ADMINISTRATION

RECORDS

HISTORY

ST. LOUIS RAMS							NEW ORLEANS SAINTS								
RUSHING	ATT	YDS	AVG	LG	TD		RUSHING	ATT	YDS	AVG	LG	TD			
Jackson	16	96	6.0	20	0		Ivory	7	47	6.7	18	0			
Toston	5	22	4.4	10	0		P. Thomas	12	39	3.3	14	0			
Gibson	1	13	13.0	13	0		Bush	9	39	4.3	13	0			
Bradford	2	5	2.5	4	1		Brees	1	7	7.0	7	0			
Total	24	136	5.7	20	1		Total	29	132	4.6	18	0			
PASSING	ATT	CMP	YDS	SK/YD	TD	LG	INT	PASSING	ATT	CMP	YDS	SK/YD	TD	LG	INT
Bradford	32	18	231	3/40	0	32	2	Brees	40	25	221	1/8	3	31t	2
Total	32	18	231	3/40	0	32	2	Total	40	25	221	1/8	3	31t	2
RECEIVING	NO	YDS	AVG	LG	TD			RECEIVING	NO	YDS	AVG	LG	TD		
Gibson	4	67	16.8	32	0			Moore	5	70	14.0	31t	1		
Jackson	4	38	9.5	19	0			Colston	5	46	9.2	17t	2		
Fells	3	26	8.7	10	0			Bush	5	22	4.4	7	0		
Amendola	3	16	5.3	10	0			Shockey	4	29	7.3	9	0		
Robinson	2	61	30.5	32	0			P. Thomas	4	29	7.3	9	0		
Toston	1	23	23.0	23	0			Graham	1	21	21.0	21	0		
Bajema	1	0	1.0	1	0			D. Thomas	1	4	4.0	4	0		
Total	18	231	12.8	32	0			Total	25	221	8.8	31t	3		
INT	NO	YDS	AVG	LG	TD			INT	NO	YDS	AVG	LG	TD		
Fletcher	1	8	8.0	8	0			Jenkins	2	105	52.5	96t	1		
Dahl	1	0	0.0	0	0										
Total	2	8	4.0	8	0			Total	2	105	52.5	96t	1		
PUNTING	NO	YDS	AVG	TB	I20	LG		PUNTING	NO	YDS	AVG	TB	I20	LG	
Jones	4	219	54.8	0	2	58		Morstead	2	90	45.0	0	0	50	
Total	4	219	54.8	0	2	58		Total	2	90	45.0	0	0	50	
PT RET	NO	YDS	AVG	FC	LG	TD		PT RET	NO	YDS	AVG	FC	LG	TD	
Amendola	1	10	10.0	0	10	0		Bush	2	16	8.0	1	8	0	
Total	1	10	10.0	0	10	0		Total	2	16	8.0	1	8	0	
KO RET	NO	YDS	AVG	FC	LG	TD		KO RET	NO	YDS	AVG	FC	LG	TD	
Amendola	6	134	22.3	0	28	0		Roby	3	69	23.0	0	26	0	
Total	6	134	22.3	0	28	0		Total	3	69	23.0	0	26	0	

TEAM STATISTICS	STL	NO	TEAM STATISTICS	STL	NO
TOTAL FIRST DOWNS	14	22	FGs-PATs HAD BLOCKED	0-0	0-0
By Rushing	7	8	Net Punting Avg.	50.8	30.0
By Passing	7	13	TOTAL RETURN YARDAGE	18	121
By Penalty	0	1	No. and Yards Punt Returns	1-10	2-16
3rd DOWN EFFICIENCY	1-11-9%	11-16-69%	No. and Yards Kickoff Returns	6-134	3-69
4th DOWN EFFICIENCY	2-2-100%	0-1-0%	No. and Yards Interception Returns	2-8	2-105
TOTAL NET YARDS	327	392	PENALTIES: No.-Yds.	4-39	5-55
Total Plays	59	70	FUMBLES: No.-Lost	2-1	1-1
Avg. Per Play	5.5	4.9	TOUCHDOWNS	1	4
NET YARDS RUSHING	136	132	Rushing	1	0
Total Rushes	24	29	Passing	0	3
Avg. Per Play	5.7	4.6	Interception Returns	0	1
Tackles For Loss-Yards	1-2	0-0	EXTRA POINTS: Made-Att.	1-1	4-4
NET YARDS PASSING	191	213	Kicking: Made-Att.	1-1	4-4
Sacked-Yards Lost	3-40	1-8	FIELD GOALS: Made-Att.	2-3	1-1
Gross Yards	231	221	RED ZONE EFFICIENCY	1-4-25%	2-3-67%
PASSING: Att.-Comp.-INT	32-18-2	40-25-2	GOAL-TO-GO EFFICIENCY	1-1-100%	2-2-100%
Avg. Per Play	5.5	5.2	SAFETIES	0	0
KICKOFFS: No.-In EZ-Touchbacks	4-2-0	6-5-0	FINAL SCORE	13	31
PUNTS: No.-Avg.	4-54.8	2-45.0	TIME OF POSSESSION	26:59	33:01
Had Blocked	0	0			

2010 GAME BY GAME REVIEW



AT

BALTIMORE

GAME

14

RAVENS: 30

SAINTS: 24

M&T BANK STADIUM

BALTIMORE, MD. - 12/19/10

ATTENDANCE: 71,432 TIME: 3:19



The Saints faced the Ravens on a cold winter day and ended up leaving Baltimore with a loss, despite a valiant effort to tie the score in the fourth quarter.

The Saints got off to a quick start, when QB **Drew Brees** found rookie TE **Jimmy Graham**, who made an 18-yard one-handed touchdown grab. Baltimore got right on the board when QB **Joe Flacco** threw a 34-yard touchdown pass to TE **Ed Dickson**.

Baltimore would then take a 21-7 second quarter lead on a ten-yard TD run by RB **Ray Rice** and a 17-yard scoring grab by the all-purpose threat. The Saints would inch back to within seven at the half, when Brees found Graham for a one-yard TD with 22 seconds left in the quarter.

New Orleans moved to within four points in the third quarter when K **Garrett Hartley** booted a 47-yard field goal. However, when the Ravens got the ball back, K **Billy Cundiff** drilled a 33-yard field goal.

The Saints would rally in the fourth quarter as Brees found WR **Lance Moore** for a 15-yard touchdown in the back of the

end zone to tie the score. However, on the next possession, Rice broke free for a 50-yard run that received an additional 15 yards due to an unnecessary roughness penalty that set up a 32-yard field goal.



GAMENOTES

QB Drew Brees joined Peyton Manning as only the second NFL player to have 4,000 yards passing in five consecutive seasons as he completed 29 of 46 passes for 267 yards with three TDs and one interception.

WR Lance Moore's acrobatic 15-yard touchdown reception was his team-leading eighth of the season.

LB Jonathan Vilma recorded a game-high 13 tackles, which also tied a season-high for him personally and for the team.

The Saints had the ball two more times, but were unable to drive into Baltimore territory and on the final possession, Brees was intercepted by Baltimore DL **Cory Redding** at the Saints 18 with 1:56 left. With the Saints having only one time-out left, the Ravens were able to kick a field goal with nine seconds left.

SAINTS - RAVENS GAME SUMMARY

New Orleans Saints
Baltimore Ravens

7 7 3 7 - 24
7 14 3 6 - 30

Team	Qtr	Time	Play Description (Extra Point) (Drive Info)	V-H
NO	1	9:03	Graham 18 pass from Brees (Hartley kick) (7-60, 3:08)	7-0
BAL	1	4:43	Dickson 34 pass from Flacco (Cundiff kick) (9-76, 4:20)	7-7
BAL	2	14:20	Rice 10 run (Cundiff kick) (9-58, 4:15)	7-14
BAL	2	10:05	Rice 17 pass from Flacco (Cundiff kick) (5-34, 3:05)	7-21
NO	2	0:22	Graham 1 pass from Brees (Hartley kick) (9-92, 2:52)	14-21
NO	3	6:24	Hartley 47 FG (7-20, 4:08)	17-21
BAL	3	2:15	Cundiff 33 FG (9-59, 4:09)	17-24
NO	4	11:34	Moore 15 pass from Brees (Hartley kick) (11-80, 5:41)	24-24
BAL	4	10:03	Cundiff 32 FG (5-66, 1:31)	24-27
BAL	4	0:09	Cundiff 27 FG (4-9, 1:38)	24-30

FIELD GOALS (made () and missed)
NO: Hartley (47)

BAL: Cundiff (33) (32) (27)

14
@ Baltimore
NEW ORLEANS SAINTS

RUSHING	ATT	YDS	AVG	LG	TD
P. Thomas	6	20	3.3	11	0
Jones	4	11	2.8	4	0
Bush	4	-4	-1.0	2	0
Total	14	27	1.9	11	0

PASSING	ATT	CMP	YDS	SK/YD	TD	LG	INT
Brees	46	29	267	3/25	3	27	1
Total	46	29	267	3/25	3	27	1

RECEIVING	NO	YDS	AVG	LG	TD
Bush	7	36	5.1	20	0
Colston	6	80	13.3	27	0
Graham	5	29	5.8	18	2
Henderson	3	53	17.7	26	0
Shockey	3	25	8.3	10	0
Moore	2	26	13.0	15	1
Meachem	2	17	8.5	12	0
P. Thomas	1	0	0.0	0	0
Total	29	267	9.2	27	3

INT	NO	YDS	AVG	LG	TD
Total	0	0	0.0	0	0

PUNTING	NO	YDS	AVG	TB	I20	LG
Mostead	6	253	42.2	0	2	47
Total	6	253	42.2	0	2	47

PT RET	NO	YDS	AVG	FC	LG	TD
Bush	1	9	9.0	0	9	0
Total	1	9	9.0	0	9	0

KO RET	NO	YDS	AVG	FC	LG	TD
P. Thomas	5	111	22.2	0	32	0
Bush	1	32	32.0	0	32	0
Total	6	143	23.8	0	32	0

BALTIMORE RAVENS

RUSHING	ATT	YDS	AVG	LG	TD
Rice	31	153	4.9	50	1
McGahee	7	53	7.6	28	0
Flacco	1	2	2.0	2	0
Total	39	208	5.3	50	1

PASSING	ATT	CMP	YDS	SK/YD	TD	LG	INT
Flacco	20	10	172	3/24	2	42	0
Total	20	10	172	3/24	2	42	0

RECEIVING	NO	YDS	AVG	LG	TD
Rice	5	80	16.0	32	1
Dickson	2	33	16.5	34	1
Mason	1	42	42.0	42	0
Houshmanzadeh	1	15	15.0	15	0
Boldin	1	2	2.0	2	0

Total	10	172	17.2	42	2
--------------	-----------	------------	-------------	-----------	----------

INT	NO	YDS	AVG	LG	TD
Redding	1	0	0.0	0	0
Total	1	0	0.0	0	0

PUNTING	NO	YDS	AVG	TB	I20	LG
Koch	5	193	38.6	0	2	46
Total	5	193	38.6	0	2	46

PT RET	NO	YDS	AVG	FC	LG	TD
Webb	2	35	17.5	2	26	0
Total	2	35	17.5	2	26	0

KO RET	NO	YDS	AVG	FC	LG	TD
Parmele	3	79	26.3	0	38	0
D. Reed	1	18	18.0	0	18	0
Total	4	97	24.3	0	38	0

TEAM STATISTICS	NO	BAL	TEAM STATISTICS	NO	BAL
TOTAL FIRST DOWNS	21	17	FGs-PATs HAD BLOCKED	0-0	0-0
By Rushing	3	8	Net Punting Avg.	36.3	36.8
By Passing	16	6	TOTAL RETURN YARDAGE	9	35
By Penalty	2	3	No. and Yards Punt Returns	1-9	2-35
3rd DOWN EFFICIENCY	5-13-38%	5-14-36%	No. and Yards Kickoff Returns	6-143	4-97
4th DOWN EFFICIENCY	0-1-0%	1-1-100%	No. and Yards Interception Returns	0-0	1-0
TOTAL NET YARDS	269	356	PENALTIES: No.-Yds.	6-68	10-68
Total Plays	63	62	FUMBLES: No.-Lost	2-0	0-0
Avg. Per Play	4.3	5.7	TOUCHDOWNS	3	3
NET YARDS RUSHING	27	208	Rushing	0	1
Total Rushes	14	39	Passing	3	2
Avg. Per Play	1.9	5.3	EXTRA POINTS: Made-Att.	3-3	3-3
Tackles For Loss-Yards	2-8	3-8	Kicking: Made-Att.	3-3	3-3
NET YARDS PASSING	242	148	FIELD GOALS: Made-Att.	1-1	3-3
Sacked-Yards Lost	3-25	3-24	RED ZONE EFFICIENCY	3-4-75%	2-5-40%
Gross Yards	267	172	GOAL-TO-GO EFFICIENCY	2-2-100%	0-1-0%
PASSING: Att.-Comp.-INT	46-29-1	20-10-0	SAFETIES	0	0
Avg. Per Play	4.9	6.4	FINAL SCORE	24	30
KICKOFFS: No.-In EZ-Touchbacks	5-1-1	7-3-1	TIME OF POSSESSION	28:31	31:29
PUNTS: No.-Avg.	6-42.2	5-38.6			
Had Blocked	0	0			

2010 GAME BY GAME REVIEW



AT ATLANTA

GAME **15**



SAINTS: 17 FALCONS: 14
 GEORGIA DOME
 ATLANTA, GA. - 12/27/10
 ATTENDANCE: 70,144 TIME: 3:07

The Saints posted an impressive come-from-behind win with short passes, timely running, a stingy run defense and forcing some key turnovers, in a contest that wasn't decided until there was just over a minute remaining.

After the two clubs traded three punts each, the Saints got on board first on a career-long 52-yard field goal by K **Garrett Hartley**. Early in the second quarter, they got the ball back when LB **Jonathan Vilma** recovered a fumbled snap and RB **Pierre Thomas** scored a two-yard TD to increase the lead to 10-0. New Orleans kept Atlanta's run game in check and only allowed QB **Matt Ryan** to complete 15 of 29 passes.

The Falcons scored when they got the ball back after Thomas' TD and Ryan threw a seven-yard TD pass to WR **Roddy White**. The Falcons were close to going ahead in the third quarter at the Saints two, but DE **Jeff Charleston** forced a fumble by Atlanta RB **Michael Turner** that was picked up by LB **Marvin Mitchell**.

Atlanta took the lead on the second play of the fourth quarter when QB **Drew Brees** was picked off by Falcons DE **Chauncey Davis**, who rambled in 26 yards

for the TD. Things looked grim after Brees was intercepted by Falcons DE **John Abraham** on their next drive, but the New Orleans defense forced Atlanta to punt and



GAME NOTES

New Orleans clinched back-to-back playoff berths for the first time since the 1991 and 1992 seasons.

RB Pierre Thomas had his most productive game of 2010 with 102 total yards from scrimmage.

WR Robert Meachem had a career-high ten receptions for a team-leading 101 yards. He led the club in both catches and yardage.

Brees led the Saints on a 13-play, 90-yard, game-winning drive that took up 7:11 of the fourth quarter and ended with a six-yard TD to TE **Jimmy Graham** to give New Orleans the lead with 3:24 left. Atlanta marched near Saints territory on their final drive, but their hopes ended when they were forced to punt and Thomas converted two first down runs.

Brees completed 35 of 49 passes for 302 yards with one TD.

SAINTS - FALCONS GAME SUMMARY

New Orleans Saints	3	7	0	7	-	17
Atlanta Falcons	0	7	0	7	-	14

Team	Qtr	Time	Play Description (Extra Point) (Drive Info)	V-H
NO	1	1:02	Hartley 52 FG (8-37, 4:19)	3-0
NO	2	11:18	P. Thomas 2 run (Hartley kick) (5-34, 2:20)	10-0
ATL	2	7:28	White 7 pass from Ryan (Bryant kick) (8-78, 3:50)	10-7
ATL	4	14:14	Davis 26 interception return (Bryant kick)	10-14
NO	4	3:24	Graham 6 pass from Brees (Hartley kick) (13-90, 7:11)	17-14

FIELD GOALS (made () and missed)
NO: Hartley (52)

ATL: None

2010 GAME BY GAME REVIEW

15

@ Atlanta

NEW ORLEANS SAINTS

RUSHING	ATT	YDS	AVG	LG	TD
P.Thomas	19	63	3.3	16	1
Henderson	1	9	9.0	9	0
Jones	1	2	2.0	2	0
Bush	1	0	0.0	0	0
Brees	2	-2	-1.0	-1	0
Total	24	72	3.0	16	1

PASSING	ATT	CMP	YDS	SK/YD	TD	LG	INT
Brees	49	35	302	1/6	1	25	2
Total	49	35	302	1/6	1	25	2

RECEIVING	NO	YDS	AVG	LG	TD
Meachem	10	101	10.1	25	0
P. Thomas	7	39	5.6	22	0
Moore	4	48	12.0	18	0
Graham	4	26	6.5	10	1
Bush	4	20	5.0	8	0
Henderson	3	35	11.7	14	0
Colston	2	21	10.5	12	0
Shockey	1	12	12.0	12	0
Total	35	302	8.6	25	1

INT	NO	YDS	AVG	LG	TD
Total	0	0	0.0	0	0

PUNTING	NO	YDS	AVG	TB	I20	LG
Morstead	7	317	45.3	1	2	55
Total	7	317	45.3	1	2	55

PT RET	NO	YDS	AVG	FC	LG	TD
Bush	3	10	3.3	0	9	0
Moore	0	0	0.0	2	0	0
Total	3	10	3.3	2	9	0

KO RET	NO	YDS	AVG	FC	LG	TD
P. Thomas	2	43	21.5	0	29	0
Total	2	43	21.5	0	29	0

TEAM STATISTICS	NO	ATL
TOTAL FIRST DOWNS	23	14
By Rushing	6	2
By Passing	17	8
By Penalty	0	4
3rd DOWN EFFICIENCY	8-17-47%	3-12-25%
4th DOWN EFFICIENCY	0-0-0%	0-0-0%
TOTAL NET YARDS	368	215
Total Plays	74	52
Avg. Per Play	5.0	4.1
NET YARDS RUSHING	72	75
Total Rushes	24	22
Avg. Per Play	3.0	3.4
Tackles For Loss-Yards	2-2	4-7
NET YARDS PASSING	296	140
Sacked-Yards Lost	1-6	1-8
Gross Yards	302	148
PASSING: Att.-Comp.-INT	49-35-2	29-15-0
Avg. Per Play	5.9	4.7
KICKOFFS: No.-In EZ-Touchbacks	4-2-2	3-1-1
PUNTS: No.-Avg.	7-45.3	8-43.6
Had Blocked	0	0

ATLANTA FALCONS

RUSHING	ATT	YDS	AVG	LG	TD
Turner	17	48	2.8	27	0
Ryan	4	26	6.5	20	0
Snelling	1	1	1.0	1	0
Total	22	75	3.4	27	0

PASSING	ATT	CMP	YDS	SK/YD	TD	LG	INT
Ryan	29	15	148	1/8	1	19	0
Total	29	15	148	1/8	1	19	0

RECEIVING	NO	YDS	AVG	LG	TD
Jenkins	5	40	8.0	16	0
White	3	43	14.3	18	0
Snelling	2	23	11.5	19	0
Mughelli	2	20	10.0	11	0
Gonzalez	2	12	6.0	7	0
Peelle	1	10	10.0	10	0
Total	15	148	9.9	19	1

INT	NO	YDS	AVG	LG	TD
Davis	1	26	26.0	26t	1
Abraham	1	6	6.0	6	0
Total	2	32	16.0	26t	1

PUNTING	NO	YDS	AVG	TB	I20	LG
Koenen	8	349	43.6	1	2	55
Total	8	349	43.6	1	2	55

PT RET	NO	YDS	AVG	FC	LG	TD
Weems	2	6	3.0	0	4	0
Total	2	6	3.0	0	4	0

KO RET	NO	YDS	AVG	FC	LG	TD
Weems	2	26	13.0	0	18	0
Total	2	26	13.0	0	18	0

TEAM STATISTICS	NO	ATL
FGs-PATs HAD BLOCKED	0-0	0-0
Net Punting Avg.	41.6	39.9
TOTAL RETURN YARDAGE	10	38
No. and Yards Punt Returns	3-10	2-6
No. and Yards Kickoff Returns	2-43	2-26
No. and Yards Interception Returns	0-0	2-32
PENALTIES: No.-Yds.	8-92	1-10
FUMBLES: No.-Lost	0-0	2-2
TOUCHDOWNS	2	2
Rushing	1	0
Passing	1	1
Interception Returns	0	1
EXTRA POINTS: Made-Att.	2-2	2-2
Kicking: Made-Att.	2-2	2-2
FIELD GOALS: Made-Att.	1-1	0-0
RED ZONE EFFICIENCY	2-2-100%	1-2-50%
GOAL-TO-GO EFFICIENCY	1-1-100%	1-2-50%
SAFETIES	0	0
FINAL SCORE	17	14
TIME OF POSSESSION	36:35	23:25

2011 MEDIA
SAINTS GUIDE

OWNERSHIP

FOOTBALL

ADMINISTRATION

RECORDS

HISTORY

2010 GAME BY GAME REVIEW



VS.

TAMPA BAY

GAME

16



BUCCANEERS: 23

SAINTS: 13

LOUISIANA SUPERDOME

NEW ORLEANS, LA. - 1/2/11

ATTENDANCE: 70,068 TIME: 3:05

With a significant group of starters on the sidelines for part of the fourth quarter despite trailing only 20-13, because the club was virtually guaranteed a specific playoff slot, the Saints ended their regular season with a 23-13 loss to the upstart Buccaneers.

Already missing WR **Marques Colston**, RB **Pierre Thomas**, TE **David Thomas** and TE **Jeremy Shockey** due to injuries, the Saints would also lose TE **Jimmy Graham**, S **Malcolm Jenkins** and RB **Chris Ivory** early in the contest due to ankle, foot and knee ailments.

The Buccaneers would take an early 3-0 lead on a 43-yard field goal from K **Connor Barth**.

New Orleans got on the scoreboard late in the first quarter on a four-yard pass from QB **Drew Brees** to Graham with 4:41 remaining. However, an injured Graham would be forced to leave.

In the second quarter, Tampa Bay QB **Josh Freeman** connected with WR **Dezmon Briscoe** for a two-yard touchdown to take a 10-7 lead. The Saints were able to move into Tampa Bay territory on a drive after DE **Jeff Charleston** sacked Freeman, forced a fumble and recovered it, but Brees

threw an interception to Tampa Bay S **Larry Asante** to end the drive before the conclusion of the first half.



GAMENOTES

QB Drew Brees set a new career-high with 448 completions.

The Saints tied their club record for third down conversions originally set in 2003 with 106.

The Saints rebounded on their first drive of the third quarter with K **Garrett Hartley** kicking a 45-yard field goal to tie the contest. But Tampa Bay WR **Michael Spurlock** returned the ensuing kickoff back 69 yards and Barth kicked a 32-yard field goal. Brees was sacked and Tampa Bay recovered on the next drive and five plays later he threw a 18-yard scoring pass to WR **Mike Williams**.

The Saints moved back within seven when Hartley kicked a 38-yard field goal early in the fourth quarter, and the Saints subsequently recovered a fumble, but were not able to take advantage of the opportunity after Brees and much of the first unit headed to the bench.

SAINTS - BUCCANEERS GAME SUMMARY

Tampa Bay Buccaneers
New Orleans Saints

3 7 10 3 - 23
7 0 3 3 - 13

Team	Qtr	Time	Play Description (Extra Point) (Drive Info)	V-H
TB	1	9:58	Barth 43 FG (9-51, 5:02)	3-0
NO	1	4:41	Graham 4 pass from Brees (Hartley kick) (13-78, 5:17)	3-7
TB	2	6:40	Briscoe 2 pass from Freeman (Barth kick) (11-96, 5:41)	10-7
NO	3	10:30	Hartley 45 FG (10-43, 4:30)	10-10
TB	3	8:01	Barth 32 FG (5-18, 2:29)	13-10
TB	3	2:09	M. Williams 18 pass from Freeman (Barth kick) (5-38, 3:02)	20-10
NO	4	11:17	Hartley 38 FG (11-54, 5:52)	23-10
TB	4	4:01	Barth 48 FG (7-60, 3:10)	23-13

FIELD GOALS (made () and missed)

TB: Barth (43) (32) (48)

NO: Hartley (45) (38)

16

vs. Tampa Bay
TAMPA BAY BUCCANEERS

RUSHING	ATT	YDS	AVG	LG	TD
Blount	19	66	3.5	16	0
Freeman	4	11	2.8	11	0
C. Williams	1	7	7.0	7	0
Total	24	84	3.5	16	0

PASSING	ATT	CMP	YDS	SK/YD	TD	LG	INT
Freeman	26	21	255	3/22	2	54	0
Spurlock	1	0	0	0/0	0	0	0
Total	27	21	255	3/22	2	54	0

RECEIVING	NO	YDS	AVG	LG	TD
Briscoe	4	65	16.3	54	1
M. Williams	4	40	10.0	18	1
Winslow	3	28	9.3	13	0
Stovall	2	45	22.5	38	0
Blount	2	2	1.0	2	0
Lumpkin	1	12	12.0	12	0
Purvis	1	11	11.0	11	0
Lorig	1	10	10.0	10	0
Gilmore	1	9	9.0	9	0
Total	21	255	12.1	54	2

INT	NO	YDS	AVG	LG	TD
Asante	1	4	4.0	4	0
Total	1	4	4.0	4	0

PUNTING	NO	YDS	AVG	TB	I20	LG
Malone	1	46	46.0	0	0	46
Total	1	46	46.0	0	0	65

PT RET	NO	YDS	AVG	FC	LG	TD
Spurlock	1	4	4.0	0	4	0
Total	1	4	4.0	0	4	0

KO RET	NO	YDS	AVG	FC	LG	TD
Spurlock	3	108	36.0	0	69	0
Total	3	108	36.0	0	69	0

NEW ORLEANS SAINTS

RUSHING	ATT	YDS	AVG	LG	TD
Bush	9	70	7.8	23	0
Ivory	7	33	4.7	11	0
Jones	4	6	1.5	4	0
Daniel	1	0	0.0	0	0
Meachem	1	-3	-3.0	-3	0
Total	22	106	4.8	23	0

PASSING	ATT	CMP	YDS	SK/YD	TD	LG	INT
Brees	38	22	196	3/13	1	21	1
Daniel	3	2	16	0/0	0	9	0
Total	41	24	212	3/13	1	21	1

RECEIVING	NO	YDS	AVG	LG	TD
Arrington	7	79	11.3	17	0
Moore	6	53	8.8	21	0
Bush	5	55	11.0	20	0
Graham	2	15	7.5	11	1
Jones	2	3	1.5	9	0
Meachem	1	5	5.0	5	0
Evans	1	2	2.0	2	0
Total	24	212	8.8	21	1

INT	NO	YDS	AVG	LG	TD
Total	0	0	0.0	0	0

PUNTING	NO	YDS	AVG	TB	I20	LG
Morstead	3	113	37.7	1	1	39
Total	3	113	37.7	1	1	39

PT RET	NO	YDS	AVG	FC	LG	TD
Bush	1	7	7.0	0	7	0
Total	1	7	7.0	0	7	0

KO RET	NO	YDS	AVG	FC	LG	TD
Henderson	6	142	23.7	0	27	0
Total	6	142	23.7	0	27	0

TEAM STATISTICS	TB	NO
TOTAL FIRST DOWNS	18	20
By Rushing	5	6
By Passing	11	11
By Penalty	2	3
3rd DOWN EFFICIENCY	3-10-30%	8-16-50%
4th DOWN EFFICIENCY	1-1-100%	0-0-0%
NET TOTAL YARDS	317	305
Total Plays	54	66
Avg. Per Play	5.9	4.6
NET YARDS RUSHING	84	106
Total Rushes	24	22
Avg. Per Play	3.5	4.8
Tackles For Loss-Yards	5-11	2-4
NET YARDS PASSING	233	199
Sacked-Yards Lost	3-22	3-13
Gross Yards	255	212
PASSING: Att.-Comp.-INT	27-21-0	41-24-1
Avg. Per Play	7.8	4.5
KICKOFFS: No.-In EZ-Touchbacks	6-1-0	4-2-1
PUNTS: No.-Avg.	1-46.0	3-37.7
Had Blocked	0	0

TEAM STATISTICS	TB	NO
FGs-PATs HAD BLOCKED	0-0	0-0
Net Punting Avg.	39.0	29.7
TOTAL RETURN YARDAGE	8	7
No. and Yards Punt Returns	1-4	1-7
No. and Yards Kickoff Returns	3-108	6-142
No. and Yards Interception Returns	1-4	0-0
PENALTIES: No.-Yds.	7-54	5-45
FUMBLES: No.-Lost	2-2	3-2
TOUCHDOWNS	2	1
Rushing	0	0
Passing	2	1
EXTRA POINTS: Made-Att.	2-2	1-1
Kicking: Made-Att.	2-2	1-1
FIELD GOALS: Made-Att.	3-3	2-2
RED ZONE EFFICIENCY	2-3-67%	1-3-33%
GOAL-TO-GO EFFICIENCY	1-1-100%	1-1-100%
SAFETIES	0	0
FINAL SCORE	23	13
TIME OF POSSESSION	29:03	30:57

NFC WILDCARD PLAYOFF



AT SEATTLE

SEAHAWKS: 41 SAINTS: 36
QWEST FIELD
SEATTLE, WA. - 1/8/11
ATTENDANCE: 66,336 TIME: 3:22



Seattle rebounded from 10-0 and 17-7 first half deficits to eventually stake out a 24-20 halftime lead and defeat the Saints 41-36 to end their season in a high-scoring NFC Wild Card matchup at Qwest Field.

The Saints started quickly with QB **Drew Brees** finding WR **Marques Colston** for a 30-yard completion on the first drive of the game that ended with a 26-yard field goal by K **Garrett Hartley**.

Seattle would not get the ball back for long when on a third-and-one situation, CB **Jabari Greer** intercepted Seahawks QB **Matt Hasselbeck**. Starting at the Seattle 35, Brees engineered an eight-play drive that ended with FB **Heath Evans** scoring on a one-yard reception.

Seattle got back within three of New Orleans at the end of the first quarter, when Hasselbeck fired an 11-yard scoring pass to TE **John Carlson**. However, the Saints took advantage of their next possession that ran into the second quarter as a combination of passes and runs ended with RB **Julius Jones** giving the Saints a 17-7 lead on a five-yard rush against the team that had cut him earlier in the season. When Seattle got the ball back, Hasselbeck drove the Seahawks back up the field and got his team to within three with a seven-yard touchdown throw to Carlson, the first seven of a 17-0 run by Seattle that also

included a 29-yard field goal by K **Olindo Mare** and a 45-yard scoring throw to WR **Brandon Stokley**. A 22-yard field goal by Hartley as time expired in the first half put the Saints at a 24-20 deficit.

The Seahawks increased their lead when they took the ball in the first possession of the second quarter, as Hasselbeck drove them 79 yards on seven plays, ending with a 38-yard scoring throw to WR **Mike Williams**. Seattle extended their lead to 14 points on a 39-yard field goal by

Mare. A drive that ended with Jones being stuffed on fourth-and-one kept the Saints scoreless in the third quarter.

However, the Saints got back on the scoreboard less than two minutes into the fourth quarter when Jones scored his second touchdown to move the Saints back within seven. The Saints then forced a three and out and moved to within four on a 21-yard field goal by Hartley.

However, Hasselbeck would hand the ball off to Seattle RB **Marshawn Lynch** late in the quarter and he broke several tackles for a 67-yard touchdown run to give the Seahawks an 11-point lead. Although New Orleans got to within five on a six-yard touchdown pass from Brees to WR **Devery Henderson**, the Saints would run out of time after failing to recover an onside kick.



GAME NOTES

QB **Drew Brees** completed 39-of-60 passes for 404 yards, two TDs and a 95.4 passer rating. He set an NFL postseason record for completions and it was the 15th 400-yard passing game in league playoff record books.

The Saints rolled up a total of 474 yards, a club single-game playoff record. Their 32 first downs, 22 passing, were also Saints playoff bests.

NFC WILDCARD PLAYOFF

SAINTS - SEAHAWKS GAME SUMMARY

New Orleans Saints
Seattle Seahawks

10	10	0	16	-	36
7	17	10	7	-	41

Team	Qtr	Time	Play Description (Extra Point) (Drive Info)	V-H
NO	1	11:43	Hartley 26 FG (8-52, 3:17)	3-0
NO	1	6:21	Evans 1 pass from Brees (Hartley kick) (8-35, 4:11)	10-0
SEA	1	3:38	Carlson 11 pass from Hasselbeck (Mare kick) (6-57, 2:43)	10-7
NO	2	13:38	Jones 5 run (Hartley kick) (10-83, 5:00)	17-7
SEA	2	11:00	Carlson 7 pass from Hasselbeck (Mare kick) (5-70, 2:38)	17-14
SEA	2	7:03	Mare 29 FG (4-8, 1:47)	17-17
SEA	2	1:15	Stokley 45 pass from Hasselbeck (Mare kick) (9-76, 3:48)	17-24
NO	2	0:00	Hartley 22 FG (11-77, 1:15)	20-24
SEA	3	11:48	Williams 38 pass from Hasselbeck (Mare kick) (7-79, 3:12)	20-31
SEA	3	5:27	Mare 39 FG (9-33, 4:12)	20-34
NO	4	13:11	Jones 4 run (Hartley kick) (12-87, 4:42)	27-34
NO	4	9:13	Hartley 21 FG (8-53, 3:27)	30-34
SEA	4	3:22	Lynch 67 run (Mare kick) (2-67, 0:58)	30-41
NO	4	1:30	Henderson 6 pass from Brees (run failed) (9-70, 1:52)	36-41

FIELD GOALS (made (I) and missed)

NO: Hartley (26) (22) (21)

SEA: Mare (29) (39)



NFC WILDCARD PLAYOFF

P1

@ Seattle

NEW ORLEANS SAINTS

RUSHING	ATT	YDS	AVG	LG	TD
Jones	15	59	3.9	15	2
Bush	5	12	2.4	4	0
Brees	2	6	3.0	6	0
Total	22	77	3.5	15	2

PASSING	ATT	CMP	YDS	SK/YD	TD	LG	INT
Brees	60	39	404	1/7	2	40	0
Total	60	39	404	1/7	2	40	0

RECEIVING	NO	YDS	AVG	LG	TD
Henderson	7	77	11.0	40	1
Jones	6	61	10.2	33	0
Bush	5	37	7.4	14	0
Colston	4	66	16.5	30	0
Moore	4	49	12.3	18	0
D. Thomas	4	38	9.5	16	0
Evans	4	23	5.8	8	1
Meachem	3	29	9.7	11	0
Shockey	2	24	12.0	19	0
Total	39	404	10.4	40	2

INT	NO	YDS	AVG	LG	TD
Greer	1	10	10.0	10	0
Total	1	10	10.0	10	0

PUNTING	NO	YDS	AVG	TB	I20	LG
Morstead	4	191	47.8	0	0	55
Total	4	191	47.8	0	0	55

PT RET	NO	YDS	AVG	FC	LG	TD
Moore	2	11	5.5	2	8	0
Total	2	11	5.5	2	8	0

KO RET	NO	YDS	AVG	FC	LG	TD
Henderson	4	60	15.0	0	20	0
Meachem	3	70	23.3	0	27	0
Total	7	130	18.6	0	27	0

SEATTLE SEAHAWKS

RUSHING	ATT	YDS	AVG	LG	TD
Lynch	19	131	6.9	67t	1
Forsett	4	20	5.0	7	0
Hasselbeck	1	-1	-1.0	-1	0
Total	24	150	6.3	67t	1

PASSING	ATT	CMP	YDS	SK/YD	TD	LG	INT
Hasselbeck	35	22	272	1/6	4	45t	1
Washington	0	0	0	1/1	0	0	0
Total	35	22	272	2/7	4	45t	1

RECEIVING	NO	YDS	AVG	LG	TD
Williams	5	68	13.6	38t	1
Obamannu	5	43	8.6	18	0
Stokley	4	73	18.3	45t	1
Carlson	3	17	5.7	11t	2
Forsett	2	12	6.0	9	0
Morrah	1	39	39.0	39	0
Martin	1	15	15.0	15	0
Tate	1	5	5.0	5	0
Total	22	272	12.4	45t	4

INT	NO	YDS	AVG	LG	TD
Total	0	0	0.0	0	0

PUNTING	NO	YDS	AVG	TB	I20	LG
Ryan	4	155	38.8	0	3	52
Total	4	155	38.8	0	3	52

PT RET	NO	YDS	AVG	FC	LG	TD
Washington	1	12	12.0	2	12	0
Total	1	12	12.0	2	12	0

KO RET	NO	YDS	AVG	FC	LG	TD
Washington	4	79	19.8	0	24	0
Robinson	1	18	18.0	0	18	0
Forsett	0	0	0.0	1	0	0
Total	5	97	19.4	1	24	0


TEAM STATISTICS	NO	SEA
TOTAL FIRST DOWNS	32	19
By Rushing	7	4
By Passing	22	13
By Penalty	3	2
3rd DOWN EFFICIENCY	6-13-46%	6-14-43%
4th DOWN EFFICIENCY	0-1-0%	0-0-0%
TOTAL NET YARDS	474	415
Total Plays	83	61
Avg. Per Play	5.7	6.8
NET YARDS RUSHING	77	150
Total Rushes	22	24
Avg. Per Play	3.5	6.3
Tackles For Loss-Yards	2-3	2-2
NET YARDS PASSING	397	265
Sacked-Yards Lost	1-7	2-7
Gross Yards	404	272
PASSING: Att.-Comp.-INT	60-39-0	35-22-1
Avg. Per Play	6.5	7.2
KICKOFFS: No.-In EZ-Touchbacks	7-0-0	8-2-0
PUNTS: No.-Avg.	4-47.8	4-38.8
Had Blocked	0	0

TEAM STATISTICS	NO	SEA
FGs-PATs HAD BLOCKED	0-0	0-0
Net Punting Avg.	44.8	36.0
TOTAL RETURN YARDAGE	21	12
No. and Yards Punt Returns	2-11	1-12
No. and Yards Kickoff Returns	7-130	5-97
No. and Yards Interception Returns	1-10	0-0
PENALTIES: No.-Yds.	7-39	6-39
FUMBLES: No.-Lost	2-1	0-0
TOUCHDOWNS	4	5
Rushing	2	1
Passing	2	4
EXTRA POINTS: Made-Att.	3-4	4-5
Kicking: Made-Att.	3-3	5-5
Rushing: Made-Att.	0-1	0-0
FIELD GOALS: Made-Att.	3-3	2-2
RED ZONE EFFICIENCY	4-7-57%	2-3-67%
GOAL-TO-GO EFFICIENCY	3-4-75%	1-1-100%
SAFETIES	0	0
FINAL SCORE	36	41
TIME OF POSSESSION	32:01	27:59



FOOTBALL OPERATIONS

FOOTBALLOPERATIONS



**Ryan
PACE**

DIRECTOR OF PRO SCOUTING

Entering his tenth year in the Saints player personnel department, Director of Pro Scouting Ryan Pace is responsible for managing the entire pro personnel department on a daily basis.

In addition to overseeing the club's staff of pro scouts, Pace's legion of responsibilities include recommending player acquisitions by scouting current and future NFL free agents, monitoring the waiver wire and evaluating players from other professional leagues. Another ongoing effort is researching possible trade opportunities.

A key responsibility for Pace is supervising the advance scouting of upcoming opponents - including their personnel, tendencies and schemes. The pro personnel department also constantly evaluates current Saints players.

Pace took on his increased duties after being promoted to his current position in 2007. He served as one of the club's pro scouts from 2004-06, with his efforts including evaluating veteran free agents, scouting upcoming opponents and evaluating college players in preparation for the NFL Draft.

Pace had served as a scouting assistant for two years starting in 2002. His well-rounded experiences included evaluating players from around the league as well as prospects from NFL Europe, the Arena Football League and the CFL. Pace also tracked player movement, scouted college players and assisted in the preparation of the draft room.

In 2008, he was selected by the club to attend the Stanford Business School's Executive Education NFL-Stanford Program for Managers, an educational program and honor known across the league as an important training ground for promising executives.

Pace joined the Saints in 2001, assisting in the coordination of all operations on game days, training camp and with the Louisiana Superdome. Pace was a four-year letterman at defensive end at Eastern Illinois (1995-99) - serving as team captain as a senior - and graduated with a degree in marketing. He and his wife Stephanie have a daughter, Cardyn.



Rick REIPRISH

DIRECTOR OF COLLEGE SCOUTING

A key member of the Saints' player personnel department since 2004, Rick Reiprish has been an integral part of the club's scouting efforts since arriving in New Orleans. He brings over three decades of experience to his position.

As the club's director of college scouting, his responsibilities include coordinating the efforts of the team's area scouts, working to build a consensus entering the draft and grading and scouting college players throughout the year. Reiprish's insight has been essential to the Saints' success during the NFL Draft since his arrival.

New Orleans has picked up a steady stream of top contributors since 2004, including Pro Bowlers DE Will Smith, T Jammal Brown, S Roman Harper, G Jahri Evans and G Carl Nicks as well as DT Sedrick Ellis, CB Malcolm Jenkins, WR Robert Meachem and CB Tracy Porter. The draft has also brought late-round finds such as Evans, Nicks and WR Marques Colston, and the scouts have made savvy discoveries in undrafted free agents, most notably RB Pierre Thomas.

Reiprish joined the Saints following an eight-year stint (1994-2002) with Jacksonville as director of player personnel, where he was an architect of the Jaguars' rapid ascension to the top of the AFC. He was responsible for each of the club's drafts since its inaugural effort in 1995, selecting such stalwarts as T Tony Boselli, DE Tony Brackens, RB Fred Taylor, S Donovan Darius and CB Fernando Bryant. Of the team's seven first-round picks from 1995 to 1999, each became a starter, more than any other NFL team in that span.

Originally hired as the Jaguars' Director of College Scouting in 1994, Reiprish was promoted to director of player personnel in 1998. He was responsible for the pro and college scouting departments, including directing the scouting of college players and the draft as well as the evaluation of veteran free agents.

Reiprish joined the Jaguars after working for the Seattle Seahawks for 10 years (1984-94), first as an area scout before being promoted to Eastern Scout Supervisor in 1989. He began his NFL career as a southeast scout with BLESTO from 1979-82. For the previous three years, he was a personnel scout for the Kansas City Chiefs.

Reiprish coached wide receivers and running backs at Austin Peay State University (1973-76) before going to East Tennessee State in 1977, where he coached quarterbacks and running backs. In 1978, he was offensive line coach at North Alabama.

FOOTBALL OPERATIONS

A native of Shamokin, Pa., Reiprish graduated from Villanova in 1972 and earned a master's degree in education-administration and supervision from Austin Peay in 1974. Reiprish is married to Julie and has a son, Andrew and a daughter, Ashleigh Norris.



**Khai
HARLEY**
DIRECTOR OF FOOTBALL
ADMINISTRATION

Entering his fourth season with the Saints and 11th in the NFL, Director of Football Administration Khai Harley's primary focus is salary cap management. He works in conjunction with the player personnel department, making the club's player acquisitions fit within the structure of the cap. His duties also include contract negotiations, coordinating different areas of football operations and being involved in the administrative functions of running the club.

Harley has a deep background in NFL salary cap administration, Collective Bargaining Agreement (CBA) regulations, and the research of player contracts. He arrived in New Orleans in 2008 after serving for five years as the Manager of Labor Operations with the NFL Management Council. He was responsible for ensuring personnel transactions and player contracts submitted by each team complied with the CBA and the NFL's Constitution & Bylaws while also providing advice to club officials during contract negotiations.

On a daily basis, Harley researches contracts and cap statistics from not only the club but from around the league. It is similar to the daily and yearly reconciliation he did for all 32 clubs in his former position, where he calculated cap figures for each team, made adjustments for the following year and analyzed statistical trends related to player signings.

Harley has also been a member of the NFL's Diversity Council since 2005, which is designed to promote diversity throughout the NFL's administrative offices, recommend diversity initiatives and implement/oversee approved programs. He started in the League Office in 2002 as a Player Personnel Analyst, working to ensure each team's compliance with the salary cap, analyzing player contracts and researching the eligibility of college players.

Harley served as an administrative intern with the Philadelphia Eagles from 2001-02 - gathering data used to determine whether players earned performance-based incentives while also handling other administrative duties - and earlier in 2001 served as football operations intern for the Indianapolis Colts.

Prior to entering the NFL, Harley was a financial analyst with Bloomberg, L.P. from 1995-2000, analyzing domestic and international bond markets, studying

trends in European markets for clients, training employees and international staff and ensuring debt issuance within Emerging, Latin American, and U.S. Private Placement Markets were in compliance with corporate and SEC guidelines.

Harley graduated with a degree in Accounting from Rutgers University in 1998, twice receiving the National Association of Black Accountants Scholarship Award. He earned a master's degree in Sports Management from Springfield College in 2001.

Harley and his wife, Vicky - who both grew up in Somerville, N.J. - have three daughters, Na'imah, Samiyah and Asiah.



James
NAGAOKA
DIRECTOR OF OPERATIONS

Entering his 12th season with the Saints, Director of Operations James Nagaoka oversees all aspects of the logistics and day-to-day needs of the football team. He

was promoted to his current position in 2003.

Nagaoka arrived in New Orleans in 2000 and served as director of team logistics/box office manager for three seasons. Included in his many responsibilities is managing the Saints' training camp operations, and in 2002 Nagaoka coordinated the construction of the indoor practice field, locker room, weight room and cafeteria at the Saints facility.

He joined the Saints after working for the Seattle Seahawks for 22 years, holding a wide spectrum of responsibilities during his tenure. His duties included entertainment, travel coordination, special projects and ticket sales. As ticket director, Nagaoka managed both sales and operations for 15-consecutive sold-out seasons.

A graduate of the University of Washington, Nagaoka has degrees in communications and Japanese literature.

PLAYER PERSONNEL



DANNY
CALLAHAN
IT/Applications
Development
Manager



JOEY
VITT
Scouting Assistant



MATT
MANOCHERIAN
Scouting Assistant



DEBBIE
GALLAGHER
Executive Assistant
to the General
Manager



DANNY
LAWLESS
Director of Security

FOOTBALL OPERATIONS

FOOTBALL OPERATIONS



Brian ADAMS

ASSISTANT DIRECTOR OF COLLEGE
SCOUTING


Brian Adams enters his fourth season as the club's assistant director of college scouting and 25th in the NFL.

Adams evaluates college prospects across the nation throughout the year, and his responsibilities peak annually with a key role in the Saints' preparations for the NFL Draft.

Adams arrived in New Orleans after spending eight seasons with the Carolina Panthers as an area scout. He joined the Panthers in 2001 after serving as one of only three scouts for the XFL in 2000. His football career began with an internship with the Cleveland Browns in 1982 while Adams was a student at Bowling Green University.

Adams became a full-time employee of the Browns in 1984 with a position in coaching administration. In 1989, he moved from coaching to scouting, and remained with Cleveland until the team's move to Baltimore in 1995.

A native of Berea, Ohio, Adams graduated from Cleveland State University after transferring from Bowling Green. Adams and his wife, Lisa, have a daughter, Larissa, and a son, Nicholas.



Terry FONTENOT

PRO SCOUT

Terry Fontenot enters his eighth season in the club's player personnel department and sixth as a pro scout. His responsibilities include evaluating and rating current pro-

fessional players and preparing the club for acquisitions through free agency or the waiver wire.

Fontenot also assists in the team's yearly draft preparations and the detailed weekly advance scouting of upcoming opponents.

Promoted to his current position in 2006, Fontenot has held multiple positions in the scouting department, including as a pro scouting assistant - where he helped evaluate free agents, track player movement, studied film and aided in the planning for the NFL Draft - and as an assistant in player personnel.

Fontenot joined the Saints in 2003, working in community relations and marketing. A native of Lake Charles, La., he had a standout prep career and was an all-state defensive back at Lagrange High School.

A four-year letterman at safety for Tulane from 1999-2002, Fontenot served as a captain of the Green Wave in 2001 and was a member of the 2002 Hawaii Bowl Champion team. He graduated with a degree in business and organizational information technology.

Fontenot and his wife, Tanya have a daughter, Londyn and a son, Kaiden and reside in St. Rose, La.



Ryan
POWELL
PRO SCOUT

Entering his fifth season as a pro scout and seventh with the Saints, Ryan Powell has a wealth of responsibilities that include evaluating free agents from the NFL and other professional leagues, monitoring the waiver wire and advance scouting of opponents. Powell, who also assists in the club's yearly draft preparations, spent his first two years in New Orleans as the team's combine scout. In that position, Powell evaluated college players for both the Saints as well as contributing reports to the National Football Scouting Combine.

Previously, Powell served as a Saints training camp intern in 2004. He also worked on the coaching staff at Linfield College, as an assistant on the team that won the 2004 NCAA Division III National Championship. Powell also worked for the Seattle Seahawks for three summers (1998-2000) as a training camp assistant.

A native of Bend, Ore., Powell graduated in political science and history from Linfield in 2002. He had a standout prep career at Mountain View High School, where he earned all-state honors before playing linebacker at Linfield.

Powell and his wife, Miranda, have a daughter, Nahia and a son, Jacob.

FOOTBALL OPERATIONS




**Mike
BAUGH**
AREA SCOUT

Mike Baugh - an experienced member of the player personnel department who is entering his 19th season in the NFL - is responsible for evaluating the college prospects located in the central region of the country. Baugh is in his second stint with the Saints, rejoining the club in 2008 after serving as a pro scout with the club from 2000-04.

From 2005-07, Baugh served as the assistant director of player personnel for the Miami Dolphins. Prior to arriving in Miami, his responsibilities with New Orleans included evaluating free agent prospects, advance scouting of opponents and assisting in yearly draft preparations.

Baugh opened his NFL career with the Seattle Seahawks, spending eight years in various capacities. He started as a public relations intern in 1992, served as an administrative assistant to head coaches Tom Flores and Dennis Erickson from 1993-96 and moved to the personnel department in 1997, where he was a scouting assistant. In 1998, Baugh was named manager of football administration for Seattle, and in 1999, his final year with the club, was promoted to assistant director of pro scouting.

Baugh graduated from Central Washington University with a degree in business administration. He and his wife, Christine, have a daughter, Hannah, and a son, Brett.



**Dwaune
JONES**
AREA SCOUT

With a background that includes stints as a professional player, coach and scout, Dwaune Jones enters his seventh season with the Saints as an area scout. His responsibilities are evaluating players from colleges located throughout the Midwest region of the United States.

A former wide receiver in the NFL and NFL Europe, his prior experience also includes coaching wide receivers for the NFL Cologne Centurions from 2004-05 and serving as a training camp scouting intern for the Seattle Seahawks in 2004.

Jones was allocated to NFL Europe by Seattle in 2001 and caught 33 passes for 577 yards and five touchdowns for Berlin. In their World Bowl IX victory over Barcelona, Jones caught six passes for 161 yards and two TDs, including a game-winning 53-yard strike from with 4:08 left.

Jones also has NFL playing experience with the Cleveland Browns and Houston Texans and served as a training camp intern coach in NFL Europe in 2003. During his college career at University of Richmond, Jones was a three-year starter who hauled in 146 receptions for 1,994 yards and departed ranked sixth in school history with 15 TDs. Jones was also a sprinter on the track team.



Josh
LUCAS
AREA SCOUT

Entering his fifth season as an area scout and seventh as a member of the Saints' player personnel department, Josh Lucas is responsible for evaluating players from the schools located in the southwest region of the United States.


Prior to being promoted to area scout in 2007, Lucas had spent two seasons as a scouting assistant, where he evaluated free agents, tracked player movement and assisted in the preparations for the NFL Draft.

Lucas joined the Saints after working for the Jacksonville Jaguars from 2002-04. In his final two years with the club, he was a marketing analyst working on the "Jacksonville 39" project, a marketing initiative that raised funds to finance capital improvements to ALLTEL Stadium. Those renovations were completed prior to the city hosting Super Bowl XXXIX.

In 2002 he was an intern for Jacksonville in football operations, and worked in the player personnel dept. during the club's 2004 training camp.

Lucas graduated Cum Laude from Harvard University, where he played safety from 1997-98 before a series of shoulder injuries ended his career. A native of North Canton, Ohio, Lucas is married (Caryn).

FOOTBALLOPERATIONS



Jim
MONOS
AREA SCOUT


Responsible for evaluating players from colleges located throughout the southeast region of the country, Jim Monos enters his seventh season with the Saints as an area scout.

Prior to arriving in New Orleans in 2005, Monos worked for the Philadelphia Eagles from 2001-04 as an area scout, covering the northeast area of the country. In 2000, he was an intern for Philadelphia, serving a dual role in player personnel and media relations.

The Palmyra, Pa. native was the starting quarterback for Lebanon Valley College in 1995 before transferring to Bloomsburg University, where he graduated with a degree in journalism.

His father, Jim, has been the head coach at Lebanon Valley College since 2005. Previously, Monos, Sr. was the offensive coordinator at Bloomsburg, where he tutored G Jahri Evans, a fourth-round draft pick of the Saints in 2006 (108th overall), a unanimous NFL All-Rookie selection, 2009 and 2010 Pro Bowler and a cornerstone of the club's offensive line.

Monos is single and resides in Charleston, S.C.



Mike
NEU
AREA SCOUT

After serving as the head coach of the Arena Football League's New Orleans VooDoo from 2004-08, Mike Neu enters his third season with the Saints as an area scout.

He's responsible for evaluating players at schools located in the northeast region.


The first coach in the VooDoo's history, Neu compiled a 33-31 record and earned 2004 AFL Coach of the Year honors, serving as head coach of the Carolina Cobras for two seasons prior to coming to New Orleans.

Neu previously worked in the Saints player personnel department from 2005-2006, when the VooDoo suspended operations due to Hurricane Katrina. Starting his coaching career as a graduate assistant at Ball State in 1994, he also served as an assistant in the AFL for three seasons and served as head coach of the Augusta

Stallions of af2 in 2000, where was named the league's Coach of the Year.

An Indianapolis native, Neu was a four-year starter at quarterback for Ball State, where he was named the MAC Most Valuable Player and Offensive Player of the Year as a senior in 1993 and is a member of the school's Athletic Hall of Fame. He played professionally with the Canadian Football League's Calgary Stampeders and played in the AFL for two seasons.

Neu and his wife, Charmin, have a daughter, Graycen and two sons, Carson and Chase.



Terry
WOODEN
AREA SCOUT

Bringing the perspective of a ten-year NFL veteran and the last eight years as a scout, Terry Wooden enters his fifth year with the Saints as an area scout. His responsibilities include evaluating the prospects from the colleges located in the western region of the country.

Wooden joined the Saints in 2007 after serving as a college scout for the Buffalo Bills from 2003-2006.

Wooden was selected in the second round (29th overall) by Seattle in the 1990 NFL Draft and played for the Seahawks through 1996. After departing Seattle, he had stints with the Kansas City Chiefs (1997) and the Oakland Raiders (1998). While with the Seahawks he was voted the 1992 Ed Block Courage Award winner, presented to the player who best exemplifies the principles of courage and sportsmanship.

During his college career at Syracuse, Wooden was a four-year starter and selected the All-East Coast Athletic Conference first-team three times. He graduated in 1990 with a degree in sociology. Following his career, Wooden was voted to the Syracuse All-Century Team.

He and his wife, Cindy, have two daughters, Tea and Maya, and a son, Brock. Terry's brother, JoJo Wooden, is the assistant director of player personnel for the New York Jets.

FOOTBALLOPERATIONS




Ryan
HOLLERN
COMBINE SCOUT

Ryan Hollern enters his fourth season as the club's combine scout, and in his position works for the Saints and the National Scouting Combine. The club is part of the scouting service, and Hollern's reports on college prospects are shared with other teams that are members.

Hollern joined the Saints in 2008 after serving as coordinator of recruiting operations at Mississippi State from 2006-07. In that position, he worked in the daily operation of the recruiting office, and his responsibilities included coordinating travel, scholarships, admissions, overseeing the video library and working as a liaison with pro scouts. Hollern was promoted after working as an offensive assistant while completing his graduate studies at MSU. In 2004 he was an administrative assistant in the football office during his initial year as a graduate student.

A 2001 graduate of Gannon University, Hollern played quarterback for two years for the Golden Knights. He coached quarterbacks at Harding University HS (Charlotte, N.C.) for one season prior to arriving at Mississippi State.


Hollern, a native of Indiana, Pa., and his wife Keely have a son, Porter and a daughter, Bennett.



Jason
MITCHELL
COLLEGE SCOUTING COORDINATOR

Entering his fifth year in New Orleans as college scouting coordinator, Jason Mitchell is responsible for maintaining the day-to-day operations of the college scouting department regarding scouts' scheduling, processing and organizing the information gathered on draft-eligible players, and maintains a computer database of scouting reports.

Mitchell came to New Orleans after serving as the Director of External Operations at Rutgers University from 2005-07, after serving as an undergraduate recruiting assistant for the Scarlet Knights from 2001 until his graduation. He graduated from Rutgers University with a B.S. in Sports Management in 2005. The Cresskill, N.J. native is married (Lindsey).



Joseph LAINE

SALARY CAP ANALYST/
PLAYER PERSONNEL

Entering his seventh season with the Saints, Joseph Laine has a wide-range of responsibilities in the player personnel department. Laine serves as Salary Cap Analyst/Player Personnel, where he assists with the daily management of the salary cap and also researches player contracts from around the NFL. Laine's duties also include evaluating current players on the Saints' roster, monitoring daily league transactions and assisting in coordinating the logistics for both free agency and the NFL Draft. Laine had previously served as a player personnel assistant from 2006-07 after joining the Saints as an intern in 2005. He is a graduate of the University of New Orleans with a degree in Business Administration.



Fred McAFEE

DIRECTOR OF PLAYER DEVELOPMENT

With a wide-range of responsibilities centered around helping players and their families improve their quality of life as well as invest in their futures, Fred McAfee enters his fifth season as Director of Player Development. He also organizes continuing college education opportunities, internships, life skills training seminars, financial education classes and family assistance.

In addition, McAfee serves as a conduit between players and their dealings with coaches and management. He also helps rookies adjust to the NFL and assists former players in making the transition into life following their careers. He was a longtime standout as a Saints' player, and retired following the 2006 season after a 15-year career.

The transition to the front office has been smooth for McAfee, who was known as a positive influence in the locker room during his time in the league. He played in 194 games in his career, including 122 contests in two stints with New Orleans. Drafted by the Saints in the sixth round of the 1991 NFL Draft, he is the only player in team history to have been on the roster for three of the club's four division championships (1991, 2000, 2006.) and has been affiliated with the team for all four, including the 2009 Super Bowl XLIV Championship campaign.

McAfee first played for the Saints from 1991-1993, leading New Orleans in rush-

FOOTBALLOPERATIONS

ing as a rookie with a career-high 494 yards. That season the Saints won their first NFC West title. After a seven-game stint with the Arizona Cardinals in 1994, he was signed by Pittsburgh later that season. He stayed with the Steelers until 1997, and served as their special teams captain for two years.

McAfee rejoined the Saints in 2000 and was voted to the Pro Bowl in 2002 for his stellar special teams play. His final game in New Orleans was the 2006 finale vs. Carolina, and one of the final carries of McAfee's career was a six-yard burst for a touchdown in the third quarter.

He attended Mississippi College, where McAfee graduated with a degree in Mass Communications. He was recently named to the Division II Football Hall of Fame Class Of 2011. In 2007, he completed the NFL Managers Program at Stanford University's Executive Education Graduate School of Business. McAfee is pursuing his Athlete Development Professional Certification at the Wharton School of Business.



Greg
BENSEL
VICE PRESIDENT
OF COMMUNICATIONS

With responsibilities that include serving as the team's official spokesman, overseeing all internal and external communications and being the primary liaison between the club and national and local media, Vice President of Communications Greg Bensel enters his 15th season with the Saints.

Bensel was promoted to his current position after serving for nine seasons as director of media & public relations. In addition to managing his staff, his duties include working with the NFL's network media partners, media operations for home and away games and planning the long-range public relations initiatives for the club.

Bensel has also worked on the NFL public relations staffs for Super Bowl XXXII, XXXIII and XXXVI.

Prior to joining the Saints, Bensel was director of media relations for the Super Bowl XXXI Host Committee and the Greater New Orleans Sports Foundation. He has also served on the media committee for the NCAA Men's Final Four, the SEC Men's Basketball Tournament and the Sugar Bowl.

A New Orleans native who graduated from Jesuit High School and Tulane, Bensel started his professional career as a media relations administrator for the Professional Golfers Association in Palm Beach Gardens, Fla. He served on the

FOOTBALL OPERATIONS

public relations staff for the 1991 PGA Championship, the 1991 Senior PGA Championship and the 1991 Ryder Cup.

Bensel and his wife, Jane, reside in New Orleans and have a daughter, Kate, and a son, Nelson.

COMMUNICATIONS STAFF/PHOTOGRAPHY




DOUG MILLER
Senior Director of
Communications



JUSTIN MACIONE
Communications
Manager



MICHAEL C. HEBERT
Director of
Photography



Dave
DESPOSITO
VIDEO DIRECTOR

Dave Desposito, who oversees the filming of all games and practices and edits the video on a daily basis for the coaches, scouts and front office personnel, enters his tenth season with the Saints as video director.

Desposito's responsibilities include breaking down the opponent's weekly game video and keeping a detailed archive for the coaching staff. Since his arrival, the Saints have also installed a state-of-the-art, digital editing system networked throughout the building via computer.

It's time-consuming work that involves late nights and tight deadlines, and the game film that Desposito and his staff generates - as well as that of every NFL team - is also shipped to future opponents.

Desposito came to New Orleans after serving as assistant video director from 1998-2001 for the Jacksonville Jaguars. He worked from 1993-97 for the New York Giants as an intern, coach's show assistant and video assistant.

A native of Little Ferry, N.J., Desposito graduated from William Paterson University with a degree in communications. He and his wife, Christine, have a daughter, Abigail, and a son, Tyler.

FOOTBALLOPERATIONS

VIDEOSTAFF



**JOE
ALLEY**
Video Assistant



**PAUL
ZIMMER**
Video Assistant



**RYAN
MURPHY**
Video Assistant



**Scottie B.
PATTON**
HEAD ATHLETIC TRAINER

Scottie Patton, a 20-year veteran of the NFL and entering his 12th season with the Saints, coordinates all medical care and injury rehabilitation as the club's head athletic trainer. He has supervised the team's athletic training staff and set all policies since arriving in New Orleans in 2000.

The Saints' athletic training department has earned a number of awards under Patton's direction. He and his staff were honored as the 2007 Athletic Training Staff of the Year by the Southeastern Athletic Trainers Association. In 2006, they were honored as the Athletic Training Staff of the Year by both the Professional Football Athletic Trainers Society and the National Football League Physician's Society.

Only the third head athletic trainer in club history, Patton served as an assistant athletic trainer with the Philadelphia Eagles from 1996-99 and as an assistant athletic trainer for San Francisco for the previous five years. With the 49ers, Patton was on the staff of the Super Bowl XXIX Champions. He has also served three times as an athletic trainer for the NFC squad at the Pro Bowl, including in 2007 with the Saints. With the club's Super Bowl XLIV triumph, Patton has been a member of two World Championship athletic training staffs.

Patton earned a bachelor's degree in Sports Medicine/Exercise Science from Appalachian State University in 1990. After enrolling in graduate school at the University of South Carolina, Patton completed his master's in Sports Medicine at San Jose State in 1996. A certified athletic trainer, he is a member of the National Athletic Trainers Association (NATA) and the Professional Football Athletic Trainers Society.

Patton began his career as a graduate assistant athletic trainer at South Carolina (1990-91), as a student athletic trainer at Appalachian State (1986-90) and a sum-

mer training camp and assistant athletic trainer with the 49ers from 1988-89. During his final two years with the Eagles, Patton created the Patton Football/Athletic Training Clinic, a non-profit venture in the offseason that provided instruction in athletic training and football skills in his hometown of Gastonia, N.C.

Patton and his wife, Yvette, have three children: daughters Cameron and Alexis, and a son, Roman Scott.



Duane BROOKS

ASSISTANT ATHLETIC TRAINER

Duane Brooks, who brings two decades of experience in his field, enters his tenth season with the Saints.

Responsible for treating and rehabilitating players

throughout the year and the maintenance of the team's medical records, Brooks also maintains two tracking systems that monitor a player's progress from injuries for both the club and the NFL.

Brooks joined the Saints in 2002 after spending six seasons with Florida State in a similar capacity. His contributions since have helped the athletic training staff earn several awards, including the 2007 Southeastern Athletic Trainers' Association (SEATA) Professional Athletic Trainers Award and both the Professional Football Athletic Training Society Staff of the Year and Fain Cain Memorial Award in 2006.

While at Florida State, Brooks was the assistant football athletic trainer and head athletic trainer for the baseball team. He traveled to the College World Series three times and was a member of a staff that participated in four national championship football games. Brooks completed summer internships with the Tampa Bay Buccaneers in 1992, 1993 and 1996.

A member of both the National Athletic Trainers Association and the Louisiana Athletic Trainers Association, Brooks has an undergraduate degree from Florida A&M and earned his graduate degree in athletic administration at Florida State.

He and his wife, Natasha, have a son, Rashaad.

FOOTBALLOPERATIONS



Kevin
MANGUM
ASSISTANT ATHLETIC TRAINER

Among the club's longest-tenured employees, assistant athletic trainer Kevin Mangum works in conjunction with the other members of the training staff to maintain the overall health and welfare of the team while also treating and rehabilitating injured players.

A native of Tylertown, Miss., Mangum has collected a lengthy list of honors as he enters his 31st season with the Saints, including being inducted into the Louisiana Athletic Trainers Association Hall of Fame in 2008.

His contributions have helped the athletic training staff earn several awards, including the 2007 Southeastern Athletic Trainers' Association (SEATA) Professional Athletic Trainers Award, the Fain Cain Memorial Award in 2006 and the NFL Athletic Training Staff of the Year in 1986 and 2006. Mangum received the Southeast Athletic Trainers Association's 1991 Backbone Award, which recognizes the region's outstanding assistant athletic trainer.

Mangum was a student athletic trainer for two years at Southwest Mississippi Junior College and two more at the University of Southern Mississippi before joining the Saints in 1981. He received a bachelor's degree in athletic administration with a specialization in athletic training from USM in 1981, and an advanced degree in physical education from the University of New Orleans in 1988. Mangum is a member of both the Southwest Mississippi Junior College and University of Southern Mississippi Sports Hall of Fames.

He and his wife, Susie, have five children - Katie, Megan, Scott, Kevin Paul and Mark. Katie is married, a physical therapist and has three children (Emma, Jude and Camille). Megan, married, is a rehabilitation counselor. Scott is a medical sales associate.

MEDICALSTAFF



Dr. JOHN
AMOSS
Team Physician



Dr. DERYK
JONES
Team Orthopedist



Dr. MISTY
SURI
Team Orthopedist



Dr. TIM
FINNEY
Associate Team
Orthopedist



Dan SIMMONS

HEAD EQUIPMENT MANAGER

As the head equipment manager, Dan Simmons is responsible for the endless list of details that goes into filling the team's needs, including the purchase, upkeep and repair of all equipment and uniforms for the players and coaches, the transportation of that equipment for road trips and the daily practice field arrangement.

Simmons is also the club's longest-tenured employee and now in his fourth decade with the Saints. Known to all at the team's training facility as "Chief," he was honored by the organization for his 30th season with the club in 2002, becoming only the second employee to reach the milestone since the team's founding in 1967. He was hired for his current position April 1, 1973.

Following the 2005 season, Simmons and his staff were selected in a vote by their peers for the Whitey Zimmerman Memorial Award, annually given to the NFL equipment staff that exceeds the usual demands of the position. Simmons and his staff was also the first recipient of the award in 1994. In 2010, he was elected into the New Orleans Saints Hall of Fame.

In 2005, the equipment staff overcame extraordinary challenges in the forced evacuation from New Orleans because of Hurricane Katrina. After departing New Orleans, the club's base of operation moved three times, including a last stop at a high school baseball stadium. The equipment staff made those moves nearly seamless for the team, and with four home games in Baton Rouge, nearly every contest demanded the packing and preparation of a road game.

Dedication to an NFL team runs in his blood. His father, Bill, held a similar post with the St. Louis Cardinals for 22 years. Dan joined the Saints after working with his father and is a graduate of Meramec College in St. Louis. A Vietnam veteran, Simmons served four years in the Navy. He and his wife, Elaine, have three children - Tracy, Tony and Amy - and four grandchildren.

EQUIPMENT STAFF



**GLENNON
POWELL**
Assistant
Equipment
Manager



**JOHN
BAUMGARTNER**
Assistant
Equipment
Manager



**COREY
GAUDET**
Equipment
Assistant

ADMINISTRATION





ADMINISTRATION



Ben HALES

**VICE PRESIDENT OF MARKETING
AND BUSINESS DEVELOPMENT**

With a wide-range of responsibilities that includes overseeing the majority of the club's marketing initiatives, Ben Hales enters his 12th season with the Saints and sixth since being promoted to Vice

President of Marketing and Business Development.

On a daily basis, Hales directs the Saints' marketing, sponsorship efforts and sales staff. He's also intricately involved in the club's critical planning of short-term and long-range marketing efforts. Hales' duties also entails stadium operations at the Superdome, corporate partnerships, broadcasting partnerships, promotions, advertising, special events and youth programs.

Hales has helped create and implement a variety of innovative opportunities for local and national partners to build relationships with the club, including the development of Patron Saints Partners, a premium sponsorship program. Under his direction the club has added a sponsorship and fulfillment department, to ensure corporate partners receive the highest level of service.

The Saints have significantly increased the number and variety of television and radio programs in the years after Hales assumed the role of the club's primary programming negotiator. In addition to three weekly in-season television programs, the Saints now produce numerous specials that have aired on three different local television stations throughout each season.

In 2006, the Saints achieved the first season ticket sellout in team history, a feat the team has equaled each season since then. The club was named the 2006 Marketer of the Year by the American Marketing Association's New Orleans regional chapter and also received the 2007 MAX Award for its 2006 "Winning Is An Attitude" advertising campaign.


Hales joined the Saints in 2000 as a corporate sales account executive. In 2001, he was promoted to corporate sales and broadcasting manager before becoming a director the following year and assuming the responsibilities of business and marketing operations.

Prior to joining the Saints, Hales worked in television advertising in the New Orleans market. In addition to his community efforts on behalf of the team, Hales is a member of the New Orleans City Park Board of Commissioners, the People's Health Champions Selection Committee and the Super Bowl XLVII Host Committee Executive Committee.

A native of New Orleans and a longtime Saints terrace and plaza level season

ADMINISTRATION

ticket holder before joining the club, Hales earned a degree in English from the University of Mississippi in 1996. Hales, his wife, Kendall, and daughters Madison and Caroline live in New Orleans.



Vicky
NEUMEYER
VICE PRESIDENT/
GENERAL COUNSEL

Providing comprehensive legal consultation and services to the club's executive staff and assuring compliance in all of the organization's business endeavors, Vicky Neumeyer has been a key member of the club's front office since joining the Saints in 2000 and was promoted to vice president/general counsel in 2006.

Her myriad of responsibilities include drafting key documents - including leases, sponsorship agreements and broadcast contracts - identifying and analyzing legal issues and presenting comprehensive recommendations.

A member of the Louisiana and federal bar associations, prior to joining the Saints, Neumeyer spent over five years as an in-house corporate litigation attorney for Exxon. Previously she served as a judicial clerk for the Supreme Court of Louisiana and was in private practice as a consultant to major corporate clients and law firms.

Neumeyer possesses extensive experience in Sports Law, including antitrust, labor and organizational matters. She also has a comprehensive background in CAD engineering, software development firm drafting, negotiating contracts worldwide, copyrighting and in handling legal business issues.

In 2004, Neumeyer was selected by the Saints to attend the Stanford Business School's Executive Education NFL-Stanford Program for Managers, an educational program and honor known league-wide as an important training ground for promising executives. She has also been invited to speak at several venues, including Harvard Law School, The Sports Lawyer's Association annual conferences, American Bar Association programs, Tulane Law School, and Loyola Law School.

After completing her undergraduate work Summa Cum Laude at the University of Wisconsin, Neumeyer earned a Master of Science Degree in Audiology at the school. She graduated with honors from Loyola Law School in 1989 and attained a Master of Law with Distinction with a dual emphasis in Intellectual Property Law and Sports Law in 1998.

Neumeyer and her husband, Jeff, have two daughters: Mary Rose and Jill Marie.

ADMINISTRATION



Michael STANFIELD

VICE PRESIDENT OF
TICKET AND SUITE SALES

Entering his 12th season with the club, Michael Stanfield is responsible for all of the Saints' consumer marketing efforts - directing the sale of season and group tickets, supervising the lease of the Superdome's luxury suites, overseeing the sale of all team merchandise as well as maintaining the club's high standards of customer service and retention.

Under his direction, the team has surpassed the majority of the club's ticket sales milestones, including selling out on a season-ticket basis for the first time in franchise history in 2006 - a feat that has reached six-straight seasons. In addition the club has leased every Superdome suite since the beginning of the 2008 season. Saints official merchandise has grown annually into the NFL's top seller, and Stanfield also supervises the ticket, suite sales and box office personnel on a daily basis, in addition to serving as the food and beverage service liaison with the Superdome.

Since Stanfield's arrival in 2000, the Saints have sold out every contest in the Superdome but one. Prior to the 2006 season, an innovative season-ticket marketing program fueled the rise of filling the stadium on a season-ticket basis. Fans on all economic levels were reached in an effort to retain existing accounts, while cultivating new ones, and those efforts have built a waiting list that has continued to grow for season tickets for the first time in franchise history.

Stanfield has also helped oversee the institution of a direct mail and email database to generate ticket sales and excitement surrounding the club and initiated other creative promotional campaigns by using the club's ever-expanding social and new media platforms. The Saints have also been recognized as one of the top organizations in professional sports for their customer service initiatives and outreach programs, including being named the top professional sports organization by ESPN The Magazine in June (2010).

Stanfield has spearheaded another innovative program unique to the sports industry in launching and supervising an advertising sales staff for WVUE-TV, which was purchased by Saints Owner Tom Benson in 2008

A veteran of 24 years in the sports industry, Stanfield was promoted to vice president after serving as director of ticket sales and operation services for the Saints from 2000-05. The accomplishments of the Ticket & Suite Sales Department were numerous under Stanfield's direction in his initial six years with the Saints, as the club posted a 36-straight game sellout streak and reached the former club-record of 53,000 season-ticket holders in 2003.

ADMINISTRATION

In 2007, Stanfield completed the Stanford Business School's Executive Education NFL-Stanford Program for Managers, an educational program and honor known league-wide as an important training ground for promising executives.

Stanfield is on the Board of Directors for the Saints Hall of Fame, and a member of the Super Bowl XLVII Host Executive Committee and National Sports Forum Steering Committee. A sports industry public speaker, Stanfield has given presentations at many national events. In 2011 Stanfield was named MVP of the Steering Committee of the National Sports Forum.

In prior work experience, he was Director of Ticket Sales for the Detroit Tigers from 1998-99, with the Major League Baseball club achieving a then-club record for ticket revenue over a two-year span.

Stanfield previously served as the Director of Ticket Sales for the Detroit Vipers in 1997, supervising sales and marketing for the International Hockey League club. That season, the Vipers led the IHL in attendance, averaging over 18,000 per game.

His stint with the Tigers was Stanfield's second in Major League Baseball, as he was a member of the ticket sales staff for the Florida Marlins in 1993, the club's inaugural season.

A graduate of St. Leo University (Fla.), Stanfield and his wife, Stacey, have a daughter, Olivia Grace. Stanfield currently serves on the Board of Directors for the St. Leo's Alumni Association, and is an active speaker at numerous youth foundations and professional groups throughout the Gulf South.

ADMINISTRATION



**ELICIA
BROUSSARD-
SHERIDAN**
Assistant
Director of
Community
Affairs



**CHARLENE
BROWN**
Receptionist



**JEANNE
BROWN**
Executive
Assistant to
EVP/CFO



**AUSTIN
BULL**
Ticket Sales
Account
Executive



**TRAVIS
BURKETT**
Senior Sales
Manager



**JARED
CAPOZZI**
Ticket Sales
Account
Executive



**JOE
CHAVIS**
Customer
Service
Representative



**CHRIS
CORDARO**
Corporate Sales
Account
Executive



**JEAN-PAUL
DARDENNE**
Director of
Corporate
Partnerships



**KEIRA
DURRETTE**
Corporate
Partnerships
Service
Manager



**AMANDA
GULLETTE**
Receptionist



**CINDY
HART**
Director of
Suite Sales &
Services



**DEREK
HENDERSON**
Corporate Sales
Account
Executive



**JOSH
HIGHNOTE**
Operations
Assistant



**DERRICK
JAMES**
Box Office
Manager

ADMINISTRATION



**MICHAEL
LEWIS**

Ambassador



**R.J.
MATA**

Corporate Sales
Account Executive



**STEPHEN
PATE**

Operations
Manager



**MISSY
PENDER**

Manager of
Suite Services



**A.J.
RIZZO**

Ticket Sales
Account Executive



**JAY
ROMIG**

Administrative
Director



**ANGEL
SUHOR**

Customer
Service Representative



**IAN
TIGCHELAAR**

Director of
Business/
Marketing Operations



**JASON
TROSCLAIR**

Director
of Youth Programs



**ELIZABETH
TUZZOLO**

Corporate
Partnership
Services Associate



**JUSTIN
VARNUM**

Director of
Ticket Operations

ADMINISTRATION

BUSINESS OFFICE STAFF



**CHARLEEN
SHARPE**
Comptroller



**JOHN
BERPECT**
Mail Clerk



**MARGARET
LEWIS**
Assistant
Comptroller



**LAURA
RUSSETT**
Human
Resources
Coordinator



**BRITTANY
HOARD**
Accounting
Intern

FACILITIES STAFF



**TERRY
ASHBURN**
Facilities
Manager



**LESTER
VALLET JR.**
Assistant
Facilities
Manager



**WADE
VICKNAIR**
Grounds
Superintendent

INFORMATION TECHNOLOGY STAFF



**JODY
BARBIER**
IS/Applications
Support
Manager



**JEFF
HUFFMAN**
IT Network
Manager



**CHAD
VINCENT**
Graphic
Designer



SAINTS IN THE COMMUNITY

The New Orleans Saints Community Affairs Department is committed to supporting the charitable efforts of our club's ownership, players, coaches and staff throughout the Gulf South region. This dedication to charitable causes and those in need has been a defining trait of Tom Benson's 27-year tenure as Owner of the franchise. Community service and participation in making positive, lasting impacts on the community are core beliefs and basic expectations of every member of the New Orleans Saints organization.

RESPONDING TO THE COMMUNITY IN TIMES OF CRISES

The relationship between the New Orleans Saints and its fans is unique in the world of sports. The team has been the recipient of unqualified support from the community since its inception and welcomes the opportunity to give back—particularly in times of crisis. Following the devastation of Hurricanes Katrina and Rita in 2005, the Saints raised over \$1 million dollars through the Saints Hurricane Katrina Relief Fund. In addition, following the 2010 Gulf Coast Oil Spill, the team raffled a Super Bowl ring, raising over \$1.5 million to aid charities and organizations assisting victims. The money raised was distributed to organizations making the greatest impact including the Audubon Institute, Second Harvest Food Bank, United Way, Catholic Charities, Teach for America, and the Greater New Orleans Foundation.

The New Orleans Saints will continue to prioritize efforts to build awareness and support for issues challenging the Gulf South by working with organizations including Americas Wetlands, Women of the Storm and Louisiana Seafood. The team is committed to working with these and other organizations to safeguard and promote the critical role our wetlands, energy production and seafood industry play in our nation's future economic vitality.

COMMUNITY AFFAIRS

2011 MEDIA
SAINTS GUIDE

OWNERSHIP

FOOTBALL

ADMINISTRATION

RECORDS

HISTORY



SPECIAL ATTENTION TO YOUTH & EDUCATION

The Saints organization believes in the future of New Orleans and the Gulf South and understands that our community's children are our greatest resource and hope for a stronger region. Our Community Affairs and Youth Programs departments conduct and assist over 350 events and initiatives every year focusing on the development and education of our children. During the season, Saints players and staff visit schools to stress the importance of education to students as part of the club's Rotolo's Pizza Literacy Program and Chevron Energy Efficiency Program. The club's ownership, executives and staff serve on numerous community organization boards and partners with programs including Boys & Girls Clubs, Special Olympics, Boy and Girl Scouts, the United Way, Early Childhood and Family Learning Foundation, Wetland Watchers, Children's Pressline, LHSAA Game of the Week, NFL YET Center, Make-A-Wish, and Southeast Louisiana Lemonade Day.

SUPPORT AND IMPACT FOR THE ENTIRE COMMUNITY

While supporting youth and education is the club's primary focus in the community, the Saints also dedicate significant resources to other areas of need. The club partners with a variety of organizations throughout the Gulf South including CADA of Greater New Orleans, the American Red Cross, American Heart Association, Susan G. Komen Foundation, Second Harvest Food Bank, City Park of New Orleans, Saintsgiving at Dryades YMCA, Toys for Tots, YLC, Rebuilding Together, and Bridge House. Each year, millions of dollars are given back to the community by the Saints through the donation of cash, goods and services, media and sponsorship.

Whether through financial support, in-kind donations charitable appearances or just lending a helping hand, the New Orleans Saints are there to return the support we have received from the community for over forty years.

YOUTH PROGRAMS



NEW ORLEANS SAINTS YOUTH PROGRAMS

The New Orleans Saints Youth Programs Department maintains an active presence the community throughout the year, bringing NFL excitement to children who may not have the opportunity to experience the thrill of a Saints' football game in person.


The Saints reach thousands of children through programs such as the Gatorade Junior Training Camp, the Saints Experience, United Way Community Patrol camps and the High School 7 on 7 Tournament. The club is also highly involved with the NFL's High School Player Development Program and supports all of the league's youth initiatives such as NFL FLAG, Play 60, Punt, Pass and Kick and USA Football's Coaching School and State Forum.

The club also honors area high school coaches through the Saints NFL High School Coach of the Week program, which provides \$1,000 to each of the coach's respective football programs.

The Saints Youth Task Force meets monthly and addresses issues facing today's youth football programs. These efforts positively impact the growth and direction of football for youngsters in the community.

The Youth Programs Department is also influential in the recovery process, helping raise thousands of dollars through the NFL Player Matching Grant program. In conjunction with the NFL Youth Football Fund, the monies were contributed to youth football organizations throughout the region.

RECORDS



Scoring

	TD	PAT	FG	Total
1. Morten Andersen (1982-94)	0	412	302	1,318
2. John Carney (2001-06, 09-10)	0	264	168	768
3. Doug Brien (1995-2000)	0	144	123	513
4. Deuce McAllister (2001-09)	55	0	0	330
5. Dalton Hilliard (1986-93)	53	0	0	318
6. Joe Horn (2000-06)	50	3*	0	306
7. Eric Martin (1985-93)	48	0	0	288
8. Charlie Durkee (1967-68, 71-72)	0	87	52	243
9. Marques Colston (2006-)	40	0	0	240
10. Danny Abramowicz (1967-73)	37	0	0	222

* — Two-point conversions

Touchdowns

1. Deuce McAllister (2001-09)	55
2. Dalton Hilliard (1986-93)	53
3. Joe Horn (2000-06)	50
4. Eric Martin (1985-93)	48
5. Marques Colston (2006-)	40
6. Danny Abramowicz (1967-73)	37
7. Tony Galbreath (1976-80)	33
Reggie Bush (2006-10)	33
9. Wayne Wilson (1979-86)	30
10. Chuck Muncie (1976-80)	29

Rushing Yards

	Att.	Yards	Avg.	Long	TD
1. Deuce McAllister (2001-09)	1,429	6,096	4.3	76t	49
2. George Rogers (1981-84)	995	4,267	4.3	79t	23
3. Dalton Hilliard (1986-93)	1,126	4,164	3.7	65t	39
4. Rueben Mayes (1986-88, 90)	837	3,408	4.1	50	23
5. Chuck Muncie (1976-80)	788	3,393	4.3	69t	28
6. Ricky Williams (1999-2001)	814	3,129	3.8	46	16
7. Tony Galbreath (1976-80)	760	2,865	3.8	74t	27
8. Mario Bates (1994-97)	678	2,554	3.8	74t	21
9. Wayne Wilson (1979-86)	658	2,462	3.7	41t	16
10. Reggie Bush (2006-10)	524	2,090	4.0	55	17

Passing Yards

	Yards	Att.	Comp.	Pct.	TD	Int.
1. Drew Brees (2006-)	22,918	3,013	2,020	67.0	155	79
2. Archie Manning (1971-75, 77-82)	21,734	3,335	1,849	55.4	115	156
3. Aaron Brooks (2000-05)	19,156	2,771	1,563	56.4	120	84
4. Bobby Hebert (1985-89, 91-92)	14,630	2,055	1,202	58.5	85	75
5. Jim Everett (1994-96)	10,622	1,571	958	61.0	60	48
6. Billy Kilmer (1967-70)	7,490	1,116	592	53.0	47	62
7. Dave Wilson (1981, 83-88)	6,987	1,039	551	53.0	36	55
8. Steve Walsh (1990-93)	3,879	620	336	54.2	25	22
9. Ken Stabler (1982-84)	3,670	570	326	57.2	17	33
10. Billy Joe Tolliver (1998-2000)	3,343	467	249	53.3	15	20

Passing Touchdowns

	TD	Att.	Comp.	Yards	Pct.	Int.
1. Drew Brees (2006-)	155	3,013	2,020	22,918	67.0	79
2. Aaron Brooks (2000-05)	120	2,771	1,563	19,156	56.4	84
3. Archie Manning (1971-75, 77-82)	115	3,335	1,849	21,734	55.4	156
4. Bobby Hebert (1985-89, 91-92)	85	2,055	1,202	14,630	58.5	75
5. Jim Everett (1994-96)	60	1,571	958	10,622	61.0	48
6. Billy Kilmer (1967-70)	47	1,116	592	7,490	53.0	62
7. Dave Wilson (1981, 83-88)	36	1,039	551	6,987	53.0	55
8. Steve Walsh (1990-93)	25	620	336	3,879	54.2	22
9. Ken Stabler (1982-84)	17	570	326	3,670	57.2	33
10. Bobby Scott (1973-82)	15	500	237	2,781	47.4	28
Billy Joe Tolliver (1998-2000)	15	467	249	3,343	53.3	20

CAREERLEADERS

Receptions

	Rec.	Yards	Avg.	Long	TD
1. Eric Martin (1985-93)	532	7,854	14.8	84	48
2. Joe Horn (2000-06)	523	7,622	14.6	72t	50
3. Marques Colston (2006-)	369	5,097	13.8	86t	40
4. Danny Abramowicz (1967-73)	309	4,875	15.8	80t	37
5. Reggie Bush (2006-10)	294	2,142	7.3	74	12
6. Tony Galbreath (1976-80)	284	2,221	7.8	38	6
7. Quinn Early (1991-95)	270	3,758	13.9	70t	25
8. Hoby Brenner (1981-93)	267	3,849	14.4	57	21
9. Dalton Hilliard (1986-93)	249	2,233	9.0	54t	14
10. Deuce McAllister (2001-09)	234	1,720	7.4	39	5

ReceivingYards

	Yards	Rec.	Avg.	Long	TD
1. Eric Martin (1985-93)	7,854	532	14.8	84	48
2. Joe Horn (2000-06)	7,622	523	14.6	72t	50
3. Marques Colston (2006-)	5,097	369	13.8	86t	40
4. Danny Abramowicz (1967-73)	4,875	309	15.8	80t	37
5. Hoby Brenner (1981-93)	3,849	267	14.4	57	21
6. Quinn Early (1991-95)	3,758	270	13.9	70t	25
7. Devery Henderson (2004-)	3,558	191	18.6	84t	17
8. Henry Childs (1974-80)	3,224	207	15.6	59t	27
9. Wes Chandler (1978-81)	2,801	182	15.4	85t	15
10. Donté Stallworth (2002-05)	2,791	195	14.3	76t	23

PuntingAverage (minimum 50 attempts)

	No.	Avg.	Long
1. Mark Royals (1997-98)	176	45.8	66
2. Thomas Morstead (2009-)	115	44.7	64
3. Mitch Berger (2003-05)	227	43.7	69
4. Steve Weatherford (2006-08)	166	43.5	61
5. Tommy Barnhardt (1987, 89-94, 99)	515	42.5	65
6. Tom McNeill (1967-69)	130	42.3	81
7. Brian Hansen (1984-88)	363	42.0	66
8. Steve O'Neal (1973)	81	41.7	71
9. Toby Gowin (2000-02)	211	41.6	62
10. Julian Fagan (1970-72)	225	41.6	71

PuntReturnAverage (minimum 20 returns)

	No.	Yds.	Avg.	Long	TD
1. Mel Gray (1986-88)	49	657	13.4	80	1
2. Andre Hastings (1997-99)	23	305	13.3	76	0
3. Eric Guliford (1997-98)	57	599	10.5	40	0
4. Michael Lewis (2001-06)	142	1,482	10.4	83t	1
5. Howard Stevens (1973-74)	54	547	10.1	40	0
6. Pete Athas (1976)	35	332	9.5	67	0
7. Chad Morton (2000)	30	278	9.3	51	0
8. Tyrone Hughes (1993-96)	116	1,060	9.1	83t	2
9. Jitter Fields (1984)	27	236	8.7	61	0
10. Lance Moore (2005-)	44	382	8.7	72	0

KickoffReturnAverage (minimum 25 returns)

	No.	Yds.	Avg.	Long	TD
1. Walt Roberts (1967)	28	737	26.3	91t	1
2. John Gilliam (1967-68, 1977)	31	809	26.1	94t	1
3. Courtney Roby (2008-)	94	2,411	25.6	97t	1
4. Eric Guliford (1997-98)	61	1,559	25.6	102t	1
5. Tyrone Hughes (1993-96)	229	5,717	25.0	99t	3
6. Pierre Thomas (2007-)	75	1,831	24.4	88	0
7. Michael Lewis (2001-06)	243	5,903	24.3	97t	3
8. Deuce McAllister (2001-09)	45	1,091	24.2	63	0
9. Gene Howard (1968-69)	32	760	23.8	86	0
10. Margene Adkins (1972)	43	1,020	23.7	61	0

Interceptions

	No.	Yds.	Avg.	Long	TD
1. Dave Waymer (1980-89)	37	395	10.7	44	0
2. Tommy Myers (1972-81)	36	621	17.3	97t	2
3. Sammy Knight (1997-2002)	28	464	16.6	91t	4
4. Gene Atkins (1987-93)	21	324	15.4	79	0
5. Dave Whitsell (1967-69)	19	236	12.4	41t	2
6. Johnnie Poe (1981-87)	17	267	15.7	40t	2
7. Toi Cook (1987-93)	16	280	17.5	63t	2
8. Ernie Jackson (1972-77)	15	187	12.5	46	0
Brett Maxie (1985-93)	15	206	13.7	50t	3
10. Fred Thomas (2000-07)	13	140	10.8	43	0
Mike McKenzie (2004-09)	13	267	20.5	75t	2

Quarterback Sacks (since 1982)

	No
1. Rickey Jackson (1981-93)	115.0
2. Wayne Martin (1989-99)	82.5
3. Pat Swilling (1986-92)	76.5
4. Will Smith (2004-)	55.0
5. Frank Warren (1981-89, 91-94)	52.5
6. Joe Johnson (1994-98, 2000-01)	50.5
7. La'Roi Glover (1997-2001)	50.0
8. Charles Grant (2002-09)	47.0
9. Jim Wilks (1981-93)	45.5
10. Renaldo Turnbull (1990-96)	44.5
Darren Howard (2000-05)	44.5

Field Goals

	Att.	Made	Pct.	Long
1. Morten Andersen (1982-94)	389	302	.776	60
2. John Carney (2001-06, 09-10)	203	168	.828	53
3. Doug Brien (1995-2000)	149	123	.826	56
4. Charlie Durkee (1967-68, 71-72)	101	52	.515	47
5. Garrett Hartley (2008-)	49	42	.857	52
6. Tom Dempsey (1969-70)	75	40	.533	63
7. Rich Szaro (1975-78)	57	37	.649	50
8. Bill McClard (1973-75)	45	23	.511	47
Benny Ricardo (1980-81)	42	23	.548	47
10. Garo Yepremian (1979)	16	12	.750	44

Games Played (minimum 100)

	No.		No.
1. K Morten Andersen (1982-94)	196	23. S Brett Maxie (1985-93)	118
2. LB Rickey Jackson (1981-93)	195	DE Charles Grant (2002-09)	118
3. DE Frank Warren (1981-89, 91-94)	189	25. P Tommy Barnhardt (1987, 89-94, 99)	110
4. T Stan Brock (1980-92)	186	26. T Dave Lafary (1977-85)	109
5. DT/DE Jim Wilks (1981-93)	183	CB Fred Thomas (2000-07)	109
6. TE Hoby Brenner (1981-93)	175	DE Will Smith (2004-)	109
7. DT Wayne Martin (1989-99)	171	29. RB Dalton Hilliard (1986-93)	108
8. DT Derland Moore (1973-85)	170	K John Carney (2001-06, 09-10)	108
9. G/T Jim Dombrowski (1986-96)	151	31. LB Pat Swilling (1986-92)	107
10. DB Dave Waymer (1980-89)	149	S Gene Atkins (1987-93)	107
11. LS Kevin Houser (2000-08)	144	33. G Jake Kupp (1967-75)	106
12. WR Eric Martin (1985-93)	143	DE Joe Johnson (1994-98, 2000-01)	106
13. C Joel Hilgenberg (1984-93)	142	DE Willie Whitehead (1999-06)	105
14. C John Hill (1975-84)	138	36. DE/LB Renaldo Turnbull (1990-96)	104
15. S Tommy Myers (1972-81)	136	37. DT Elex Price (1973-80)	103
16. QB Archie Manning (1971-75, 77-82)	134	38. DE/DT Bruce Clark (1982-88)	102
TE John Tice (1983-92)	134	WR Joe Horn (2000-06)	102
18. LB Sam Mills (1986-94)	133	40. TE Larry Hardy (1978-85)	101
19. T William Roaf (1993-2001)	131	CB Toi Cook (1987-93)	101
20. LB Joe Federspiel (1972-80)	130	42. RB Wayne Wilson (1979-86)	100
21. RB Fred McAfee (1991-93, 2000-06)	122	CB Johnnie Poe (1981-87)	100
22. LB Vaughan Johnson (1986-93)	120	C Jerry Fontenot (1997-2003)	100

YEARLY LEADERS

Scoring

	TD	PAT	FG	Points
1967 — Charlie Durkee	-	27-27	14-32	69
1968 — Charlie Durkee	-	27-27	19-37	84
1969 — Tom Dempsey	-	33-35	22-41	99
1970 — Tom Dempsey	-	16-17	18-34	70
1971 — Charlie Durkee	-	24-25	16-23	72
1972 — Danny Abramowicz	7	-	-	42
1973 — Bill McClard	-	9-9	13-24	48
1974 — Bill McClard	-	19-20	9-16	46
1975 — Rich Szaro	-	17-17	10-16	47
1976 — Rich Szaro	-	18-23	25-29	79
1977 — Henry Childs	9	-	-	54
1978 — Tony Galbreath	7	0-1	-	42
Chuck Muncie	7	-	-	42
1979 — Garo Yepremian	-	39-40	12-16	75
1980 — Benny Ricardo	-	31-34	10-17	61
1981 — George Rogers	13	-	-	78
1982 — Wayne Wilson	5	-	-	30
1983 — Morten Andersen	-	37-38	18-24	91
1984 — Morten Andersen	-	34-34	20-27	94
1985 — Morten Andersen	-	27-29	31-35	120
1986 — Morten Andersen	-	30-30	26-30	108
1987 — Morten Andersen	-	37-37	28-36	121
1988 — Morten Andersen	-	32-33	26-36	110
1989 — Dalton Hilliard	18	-	-	108
1990 — Morten Andersen	-	29-29	21-27	92
1991 — Morten Andersen	-	38-38	25-32	113
1992 — Morten Andersen	-	33-34	29-34	120
1993 — Morten Andersen	-	33-33	28-35	117
1994 — Morten Andersen	-	32-32	28-39	116
1995 — Doug Brien	-	16-16	12-17	52
1996 — Doug Brien	-	18-18	21-25	81
1997 — Doug Brien	-	22-22	23-27	91
1998 — Doug Brien	-	31-31	20-22	91
1999 — Doug Brien	-	20-21	24-29	92
2000 — Doug Brien	-	37-37	23-29	106
2001 — John Carney	-	32-32	27-31	113
2002 — John Carney	-	37-37	31-35	130
2003 — John Carney	-	36-37	22-30	102
2004 — John Carney	-	38-38	22-27	104
2005 — John Carney	-	22-22	25-32	97
2006 — John Carney	-	46-47	23-25	115
2007 — Marques Colston	11	-	-	66
2008 — Pierre Thomas	12	-	-	72
2009 — John Carney	-	50-52	13-17	89
2010 — Garrett Hartley	-	40-40	20-25	100

Rushing Yards

	Att.	Yds.	Avg.	Long	TD
1967 — Jim Taylor	130	390	3.0	16	2
1968 — Don McCall	155	637	4.1	48	4
1969 — Andy Livingston	181	761	4.2	18	5
1970 — Tony Baker	82	337	4.1	29	1
1971 — Jim Strong	95	404	4.3	39	3
1972 — Bob Gresham	121	381	3.1	23	3
1973 — Jess Phillips	198	663	3.3	20	0
1974 — Alvin Maxson	165	714	4.3	66t	2
1975 — Mike Strachan	161	668	4.1	21	2
1976 — Chuck Muncie	149	659	4.4	51	2
1977 — Chuck Muncie	201	811	4.0	36	6
1978 — Tony Galbreath	186	635	3.4	20t	5
1979 — Chuck Muncie	238	1,198	5.0	69t	11
1980 — Jimmy Rogers	80	366	4.6	24	1
1981 — George Rogers	378	1,674	4.4	79t	13
1982 — George Rogers	122	535	4.4	38	3
1983 — George Rogers	256	1,144	4.5	76t	5
1984 — George Rogers	239	914	3.8	28	2
1985 — Wayne Wilson	168	645	3.8	41t	1
1986 — Rueben Mayes	286	1,353	4.7	50	8
1987 — Rueben Mayes	243	917	3.8	38	5
1988 — Dalton Hilliard	204	823	4.0	36	5
1989 — Dalton Hilliard	344	1,262	3.7	40	13

YEARLY LEADERS

1990 — Craig Heyward	129	599	4.6	47t	4
1991 — Fred McAfee	109	494	4.5	34	2
1992 — Vaughn Dunbar	154	565	3.7	25	3
1993 — Derek Brown	180	705	3.9	60	2
1994 — Mario Bates	151	579	3.8	40	6
1995 — Mario Bates	244	951	3.9	66t	7
1996 — Mario Bates	164	584	3.6	33	4
1997 — Ray Zellars	156	552	3.5	27	4
1998 — Lamar Smith	138	457	3.3	33	1
1999 — Ricky Williams	253	884	3.5	25	2
2000 — Ricky Williams	248	1,000	4.0	26t	8
2001 — Ricky Williams	313	1,245	4.0	46	6
2002 — Deuce McAllister	325	1,388	4.3	62	13
2003 — Deuce McAllister	351	1,641	4.7	76t	8
2004 — Deuce McAllister	351	1,074	4.0	71	9
2005 — Antowain Smith	166	659	4.0	42	3
2006 — Deuce McAllister	244	1,057	4.3	57	10
2007 — Reggie Bush	157	581	3.7	22	4
2008 — Pierre Thomas	129	625	4.8	42t	9
2009 — Pierre Thomas	147	793	5.4	34t	6
2010 — Chris Ivory	137	716	5.2	55t	5

Longest Rush

1967 — Don McCall, 48t at Washington 12/17
1968 — Don McCall, 48 vs. Washington 9/22
1969 — Tony Baker, 54 at St. Louis 11/2
1970 — Tony Baker, 27 at St. Louis 10/11
1971 — Jim Strong, 39 at San Francisco 11/14
1972 — Bill Butler, 27 at Atlanta 11/12
1973 — Archie Manning, 23 at L.A. Rams 11/11
1974 — Alvin Maxson, 66t vs. St. Louis 12/8
1975 — Steve Rogers, 22 vs. Chicago 12/21
1976 — Tony Galbreath, 74t at Kansas City 9/26
1977 — Chuck Muncie, 36 vs. L.A. Rams 10/30
1978 — Chuck Muncie, 28 at Atlanta 11/26
1979 — Chuck Muncie, 69t vs. Atlanta 9/2
1980 — Tony Galbreath, 26 at L.A. Rams 9/2
1981 — George Rogers, 79t at Cleveland 10/18
1982 — George Rogers, 38 at San Francisco 11/28
1983 — George Rogers, 76t vs. St. Louis 9/4
1984 — Hokie Gajan, 62t at Dallas 10/21
1985 — Earl Campbell, 45 at Atlanta 12/22
1986 — Rueben Mayes, 50 vs. New England 11/30
1987 — Rueben Mayes, 38 vs. San Francisco 10/25
1988 — Craig Heyward, 73t vs. L.A. Raiders 10/23
1989 — Dalton Hilliard, 40 vs. L.A. Rams 11/26
1990 — Gill Fenerty, 60t at L.A. Rams 12/9
1991 — Dalton Hilliard, 65t at Atlanta 9/29
1992 — Vaughn Dunbar, 25 at Atlanta 9/20
1993 — Lorenzo Neal, 74t at Atlanta 9/12
1994 — Mario Bates, 40 vs. Dallas 12/19
1995 — Mario Bates, 66t at New England 12/3
1996 — Ray Zellars, 63 vs. Chicago 10/13
1997 — Mario Bates, 74t vs. Detroit 9/21
1998 — Lamar Smith, 33 at Indianapolis 9/27
1999 — Billy Joe Tolliver, 33 at Chicago 10/3
2000 — Fred McAfee, 40 vs. Carolina 10/15; Jerald Moore, 40 vs. St. Louis 12/24
2001 — Deuce McAllister, 54t at Atlanta, 12/9
2002 — Deuce McAllister, 62 vs. Green Bay, 9/15
2003 — Deuce McAllister, 76t at Philadelphia, 11/23
2004 — Deuce McAllister, 71 at Carolina, 1/2/05
2005 — Antowain Smith, 42 vs. Chicago, 11/6
2006 — Deuce McAllister, 57 vs. Tampa Bay, 10/8
2007 — Aaron Stecker, 26 vs. Philadelphia, 12/23
2008 — Reggie Bush, 43 vs. Atlanta, 12/7
2009 — Reggie Bush, 55 at St. Louis, 11/15
2010 — Chris Ivory, 55t at Cincinnati, 12/5

Passing Yards

	Att.	Comp.	Yards	Pct.	Long	Int	TD
1967 — Gary Cuozzo	260	134	1,562	51.5	49	12	7
1968 — Billy Kilmer	315	167	2,060	53.0	51	17	15
1969 — Billy Kilmer	360	193	2,532	53.6	52	17	20
1970 — Billy Kilmer	237	135	1,557	56.9	46	17	6

YEARLY LEADERS

1971 — Edd Hargett	210	96	1,191	45.7	49	5	6
1972 — Archie Manning	448	230	2,781	51.3	66t	21	18
1973 — Archie Manning	267	140	1,642	52.4	65t	12	10
1974 — Archie Manning	261	134	1,429	51.3	79t	16	6
1975 — Archie Manning	338	159	1,685	47.0	71t	17	7
1976 — Bobby Douglass	212	103	1,288	48.6	74	8	4
1977 — Archie Manning	205	113	1,284	55.1	59t	9	8
1978 — Archie Manning	471	291	3,416	61.8	71t	16	17
1979 — Archie Manning	420	252	3,169	60.0	85	20	15
1980 — Archie Manning	509	309	3,716	60.7	56	20	23
1981 — Archie Manning	232	134	1,447	57.8	55	11	5
1982 — Ken Stabler	189	117	1,343	61.9	48	10	6
1983 — Ken Stabler	311	176	1,988	56.6	48	18	9
1984 — Richard Todd	312	161	2,178	51.6	74	19	11
1985 — Dave Wilson	293	145	1,843	49.5	50	15	11
1986 — Dave Wilson	342	189	2,353	55.3	63t	12	7
1987 — Bobby Hebert	294	164	2,119	55.8	67	9	15
1988 — Bobby Hebert	478	280	3,156	58.6	40t	15	20
1989 — Bobby Hebert	353	222	2,686	62.9	54t	15	15
1990 — Steve Walsh	327	175	1,970	53.5	58	13	12
1991 — Bobby Hebert	248	149	1,676	60.1	65t	8	9
1992 — Bobby Hebert	422	249	3,287	59.0	72t	16	19
1993 — Wade Wilson	388	221	2,457	57.0	42t	15	12
1994 — Jim Everett	540	346	3,855	64.1	78t	18	22
1995 — Jim Everett	567	345	3,970	60.8	70t	14	26
1996 — Jim Everett	464	267	3,117	57.5	51	16	12
1997 — Heath Shuler	203	106	1,288	52.2	89t	14	2
1998 — Billy Joe Tolliver	199	110	1,427	55.3	82t	4	8
1999 — Billy Joe Tolliver	268	139	1,916	51.9	57	16	7
2000 — Jeff Blake	302	184	2,025	60.9	49t	9	13
2001 — Aaron Brooks	558	312	3,832	55.9	63	22	26
2002 — Aaron Brooks	528	283	3,685	53.6	64	15	27
2003 — Aaron Brooks	518	306	3,546	59.1	76t	8	24
2004 — Aaron Brooks	542	309	3,810	57.0	57	16	21
2005 — Aaron Brooks	431	240	2,882	55.7	66	17	13
2006 — Drew Brees	554	356	4,418	64.3	86t	11	26
2007 — Drew Brees	652	440	4,423	67.5	58	18	28
2008 — Drew Brees	635	413	5,069	65.0	84t	17	34
2009 — Drew Brees	514	363	4,388	70.6	75t	11	34
2010 — Drew Brees	658	448	4,620	68.1	80t	22	33

Longest Pass Completion

1967 — 96, Billy Kilmer to Walter Roberts at Philadelphia 11/19
1968 — 51, Billy Kilmer to Jim Hester vs. Pittsburgh 12/15
1969 — 70, Jim Ninowski to Don Shy at L.A. Rams 10/5
1970 — 49, Edd Hargett to Bob Shaw at Cincinnati 11/29
1971 — 63, Archie Manning to Danny Abramowicz at Houston 10/3
1972 — 66t, Archie Manning to Dave Parks at N.Y. Giants 10/8
1973 — 65t, Archie Manning to Jubilee Dunbar at Los Angeles 11/11
1974 — 79t, Archie Manning to Bob Newland vs. Los Angeles 11/17
1975 — 71t, Archie Manning to Larry Burton vs. Atlanta 11/2
1976 — 74, Bobby Douglass to Tinker Owens vs. San Francisco 12/12
1977 — 59t, Archie Manning to Henry Childs vs. Green Bay 9/18
1978 — 71t, Archie Manning to Larry Hardy at Atlanta 11/26
1979 — 85, Archie Manning to Wes Chandler at San Francisco 9/23
1980 — 56, Archie Manning to Brooks Williams vs. Atlanta 10/19
1981 — 55, Archie Manning to Wayne Wilson at Cleveland 10/18
1982 — 48, Ken Stabler to Aundra Thompson at Chicago 9/19
1983 — 48, Ken Stabler to Kenny Duckett at L.A. Rams 9/11
1984 — 74, Richard Todd to Tyrone Young at Chicago 10/7
1985 — 76t, Bobby Hebert to Eugene Goodlow vs. San Francisco 12/15
1986 — 84, Bobby Hebert to Eric Martin vs. Green Bay 9/14
1987 — 82t, John Fourcade to Mike Waters vs. L.A. Rams 10/4
1988 — 40, Bobby Hebert to John Tice vs. Dallas 10/3
40t, Bobby Hebert to Eric Martin vs. Denver 11/20
1989 — 54t, Bobby Hebert to Floyd Turner at Rams 10/22
54t, John Fourcade to Dalton Hilliard at Buffalo 12/10
1990 — 68t, John Fourcade to Floyd Turner at Atlanta, 10/7
1991 — 65t, Bobby Hebert to Floyd Turner vs. Chicago, 10/27
1992 — 72t, Bobby Hebert to Wesley Carroll vs. Chicago, 9/13
1993 — 63t, Mike Buck to Quinn Early at Pittsburgh, 10/17
1994 — 78t, Jim Everett to Michael Haynes at Atlanta, 12/11
1995 — 70t, Jim Everett to Quinn Early vs. Atlanta, 9/17
1996 — 57t, Doug Nussmeier to Terry Guess vs. Atlanta, 12/8

YEARLY LEADERS

- 1997 — 89t, Heath Shuler to Randal Hill at Chicago, 10/5
 1998 — 89t, Kerry Collins to Andre Hastings vs. Dallas, 12/6
 1999 — 90t, Billy Joe Hobert to Eddie Kennison vs. Atlanta, 10/10
 2000 — 53t, Aaron Brooks to Willie Jackson vs. Oakland 11/19
 2001 — 63, Aaron Brooks to Willie Jackson at San Francisco, 11/11
 2002 — 64, Aaron Brooks to Jerome Pathon vs. Pittsburgh, 10/6
 2003 — 76t, Aaron Brooks to Donté Stallworth vs. Dallas, 12/28
 2004 — 57, Aaron Brooks to Joe Horn vs. Kansas City, 11/14
 2005 — **66, Aaron Brooks to Devery Henderson at Minnesota, 9/25**
 2006 — **86t, Drew Brees to Marques Colston at Carolina, 10/1**
 2007 — **58, Drew Brees to David Patten at Tampa Bay, 9/16**
 2008 — **84t, Drew Brees to Devery Henderson vs. Tampa Bay, 9/7**
 2009 — **75t, Drew Brees to Devery Henderson vs. New England, 11/30**
 2010 — **80t, Drew Brees to Lance Moore vs. Atlanta, 9/26**

Receiving Yards

	No.	Yds.	Avg.	Long	TD
1967 — Danny Abramowicz	50	721	14.4	80t	6
1968 — Danny Abramowicz	54	890	16.4	47t	7
1969 — Danny Abramowicz	73	1,015	13.9	49t	7
1970 — Danny Abramowicz	55	906	16.5	48	5
1971 — Danny Abramowicz	37	657	17.8	63	5
1972 — Bob Newland	47	579	12.3	42	2
1973 — John Beasley	31	280	9.0	22	1
1974 — Alvin Maxson	42	294	7.0	22	1
1975 — Alvin Maxson	41	234	5.7	33	0
1976 — Tony Galbreath	54	420	7.8	35	1
1977 — Tony Galbreath	41	265	6.5	30	0
1978 — Tony Galbreath	74	582	7.9	35	2
1979 — Wes Chandler	65	1,069	16.4	85	6
1980 — Wes Chandler	65	975	15.0	50	6
1981 — Jack Holmes	38	206	5.4	19	0
1982 — Jeff Groth	30	383	12.8	39	1
1983 — Jeff Groth	49	585	11.9	42	1
1984 — Hokie Gajan	35	288	8.2	51	2
1985 — Hoby Brenner	42	652	15.5	30	3
1986 — Mike Jones	48	625	13.0	45	3
1987 — Eric Martin	44	778	17.7	67	7
1988 — Eric Martin	85	1,083	12.7	40t	7
1989 — Eric Martin	68	1,090	16.0	53t	8
1990 — Eric Martin	63	912	14.5	58	5
1991 — Eric Martin	66	803	12.2	30	4
1992 — Eric Martin	68	1,041	15.3	52t	5
1993 — Eric Martin	66	950	14.4	54t	3
1994 — Quinn Early	82	894	10.9	33	4
1995 — Quinn Early	81	1,087	13.4	70t	8
1996 — Torrance Small	50	558	11.2	41	2
1997 — Randal Hill	55	761	13.8	89t	2
1998 — Sean Dawkins	53	823	15.5	64t	1
1999 — Eddie Kennison	61	835	13.7	90t	4
2000 — Joe Horn	94	1,340	14.3	52	8
2001 — Joe Horn	83	1,265	15.2	56	9
2002 — Joe Horn	88	1,312	14.9	63	7
2003 — Joe Horn	78	973	12.5	50t	10
2004 — Joe Horn	94	1,399	14.9	57	11
2005 — Donté Stallworth	70	945	13.5	43	7
2006 — Marques Colston	70	1,038	14.8	86t	8
2007 — Marques Colston	98	1,202	12.3	45	11
2008 — Lance Moore	79	928	11.7	70t	10
2009 — Marques Colston	70	1,074	15.3	68	9
2010 — Marques Colston	84	1,023	12.2	43	7

Receiving Average (minimum 20 receptions)

	No.	Yds.	Avg.	Long	TD
1967 — Ray Poage	24	380	15.8	65	0
1968 — Danny Abramowicz	54	800	16.5	47t	7
1969 — Al Dodd	37	600	16.2	52	1
1970 — Al Dodd	28	484	17.3	45t	1
1971 — Danny Abramowicz	37	657	17.8	63t	5
1972 — Danny Abramowicz	38	668	17.6	51	7
1973 — Jubilee Dunbar	23	447	19.4	65t	4
1974 — Bob Newland	27	490	18.1	79t	2
1975 — Paul Seal	28	414	14.8	38	1
1976 — Don Herrmann	34	535	15.7	57	0

YEARLY LEADERS

1977 — Henry Childs	33	518	15.7	59t	9
1978 — Henry Childs	53	869	16.4	52	4
1979 — Henry Childs	51	846	16.6	51	5
1980 — Ike Harris	37	692	18.7	44t	6
1981 — Jeff Groth	20	380	19.0	54	1
1982 — Jeff Groth	30	383	12.8	39	1
1983 — Hoby Brenner	41	574	14.0	38t	3
1984 — Tyrone Young	29	597	20.6	74	3
1985 — Eugene Goodlow	32	603	18.8	76t	3
1986 — Eric Martin	37	675	18.2	84	5
1987 — Eric Martin	44	778	17.7	67	7
1988 — Eric Martin	85	1,083	12.7	40t	7
1989 — Brett Perriman	20	356	17.8	47	0
1990 — Floyd Turner	21	396	18.9	68t	4
1991 — Quinn Early	32	541	16.9	52	2
1992 — Quinn Early	30	556	18.9	59t	5
1993 — Quinn Early	45	670	14.9	63t	6
1994 — Torrance Small	49	719	14.7	75t	5
1995 — Michael Haynes	41	597	14.6	48	4
1996 — Michael Haynes	44	786	17.9	51	4
1997 — Andre Hastings	48	722	15.0	39	5
1998 — Keith Poole	24	509	21.2	82t	2
1999 — Keith Poole	42	796	19.0	67t	6
2000 — Joe Horn	94	1,340	14.3	52	8
2001 — Joe Horn	83	1,265	15.2	56	9
2002 — Jake Reed	21	360	17.1	54	3
2003 — Donté Stallworth	25	485	19.4	76t	3
2004 — Jerome Pathon	34	581	17.1	38	1
2005 — Devery Henderson	22	343	15.6	66	3
2006 — Devery Henderson	32	745	23.3	76t	5
2007 — Devery Henderson	20	409	20.5	54	3
2008 — Devery Henderson	32	793	24.8	84t	3
2009 — Robert Meachem	45	722	16.0	54t	9
2010 — Robert Meachem	44	638	14.5	55	5

Punts

	No.	Yds.	Avg.	Long
1967 — Tom McNeill	74	3,174	42.9	66
1968 — Tom McNeill	49	2,009	41.0	58
1969 — Olie Cordill	42	1,719	40.9	58
1970 — Julian Fagan	77	3,269	42.5	64
1971 — Julian Fagan	77	3,188	41.4	64
1972 — Julian Fagan	71	2,899	40.8	71
1973 — Steve O'Neal	81	3,375	41.7	71
1974 — Tom Blanchard	88	3,704	42.1	71
1975 — Tom Blanchard	92	3,776	41.0	61
1976 — Tom Blanchard	101	3,974	39.3	63
1977 — Tom Blanchard	82	3,474	42.4	66
1978 — Tom Blanchard	84	3,532	42.0	61
1979 — Rick Partridge	57	2,330	40.9	61
1980 — Russell Erxleben	89	3,499	39.3	57
1981 — Russell Erxleben	66	2,672	40.5	60
1982 — Russell Erxleben	46	1,976	43.0	60
1983 — Russell Erxleben	74	3,034	41.0	60
1984 — Brian Hansen	69	3,020	43.8	66
1985 — Brian Hansen	89	3,763	42.3	58
1986 — Brian Hansen	81	3,456	42.7	66
1987 — Brian Hansen	52	2,104	40.5	60
1988 — Brian Hansen	72	2,913	40.5	64
1989 — Tommy Barnhardt	55	2,179	39.6	56
1990 — Tommy Barnhardt	70	2,990	42.7	65
1991 — Tommy Barnhardt	86	3,743	43.5	61
1992 — Tommy Barnhardt	67	2,947	44.0	62
1993 — Tommy Barnhardt	77	3,356	43.6	58
1994 — Tommy Barnhardt	67	2,920	43.6	57
1995 — Klaus Wilmsmeyer	73	2,965	40.6	53
1996 — Klaus Wilmsmeyer	87	3,551	40.8	63
1997 — Mark Royals	88	4,038	45.9	66
1998 — Mark Royals	88	4,017	45.6	64
1999 — Tommy Barnhardt	82	3,262	39.8	52
2000 — Toby Gowin	74	3,043	41.1	58
2001 — Toby Gowin	76	3,180	41.8	62
2002 — Toby Gowin	61	2,553	41.9	59
2003 — Mitch Berger	71	3,144	44.3	59

YEARLY LEADERS

2004 — Mitch Berger85	3,704	43.6	63
2005 — Mitch Berger71	3,066	43.2	69
2006 — Steve Weatherford77	3,369	43.8	59
2007 — Steve Weatherford63	2,757	43.8	61
2008 — Steve Weatherford26	1,094	42.1	61
2009 — Thomas Morstead58	2,528	43.6	60
2010 — Thomas Morstead57	2,618	45.9	64

Punt Returns

	No.	Yds.	Avg.	Long	TD
1967 — Walter Roberts	11	50	4.5	11	0
1968 — John Gilliam	15	60	4.0	21	0
1969 — Al Dodd	15	106	7.1	21	0
1970 — Al Dodd	14	129	9.2	41	0
1971 — Al Dodd	13	88	6.8	14	0
1972 — Tommy Myers	9	43	4.8	10	0
1973 — Howard Stevens	17	171	10.1	37	0
1974 — Howard Stevens	37	376	10.2	40	0
1975 — Gil Chapman	17	207	12.2	42	0
1976 — Pete Athas	35	332	9.5	67	0
1977 — Rich Mauti	37	281	7.6	33	0
1978 — Wes Chandler	34	233	6.9	32	0
1979 — Rich Mauti	27	218	8.1	33	0
1980 — Rich Mauti	11	111	10.1	18	0
1981 — Jeff Groth	37	436	11.8	36	0
1982 — Jeff Groth	21	144	6.9	18	0
1983 — Jeff Groth	39	275	7.1	30	0
1984 — Jitter Fields	27	236	8.7	61	0
1985 — Willie Tullis	17	141	8.3	17	0
1986 — Eric Martin	24	227	9.5	39	0
1987 — Mel Gray	24	352	14.7	80	0
1988 — Mel Gray	25	305	12.2	66t	1
1989 — Rod Harris	27	196	7.3	20	0
1990 — Vince Buck	37	305	8.2	33	0
1991 — Vince Buck	31	260	8.4	52	0
1992 — Patrick Newman	23	158	6.9	18	0
1993 — Tyrone Hughes	37	503	13.6	83t	2
1994 — Tyrone Hughes	21	143	6.8	35	0
1995 — Tyrone Hughes	28	262	9.4	74	0
1996 — Tyrone Hughes	30	152	5.1	16	0
1997 — Eric Guliford	47	498	10.6	32	0
1998 — Andre Hastings	22	307	14.0	76	0
1999 — Eddie Kennison	35	258	7.4	18	0
2000 — Chad Morton	30	278	9.3	51	0
2001 — Wane McGarity	19	183	9.6	42	0
2002 — Michael Lewis	44	625	14.2	83t	1
2003 — Michael Lewis	30	275	9.2	27	0
2004 — Michael Lewis	34	382	11.2	53	0
2005 — Az-Zahir Hakim	34	260	7.6	42	0
2006 — Reggie Bush	28	216	7.7	65t	1
2007 — Lance Moore	20	185	9.3	48	0
2008 — Reggie Bush	20	270	13.5	71t	3
2009 — Reggie Bush	27	130	4.8	23	0
2010 — Reggie Bush	14	92	6.6	43	0

Kickoff Returns

	No.	Yds.	Avg.	Long	TD
1967 — Walter Roberts	28	737	26.3	91t	1
1968 — Gene Howard	23	533	23.2	36	0
1969 — Tom Barrington	17	394	23.2	54	0
1970 — Ken Burrough	15	298	19.9	38	0
1970 — Al Dodd	15	319	21.3	32	0
1971 — Virgil Robinson	19	443	23.3	51	0
1972 — Margene Adkins	43	1,020	23.7	61	0
1973 — Howard Stevens	26	590	22.7	48	0
1974 — Howard Stevens	33	749	22.7	41	0
1975 — Gil Chapman	28	614	21.9	36	0
1976 — Tony Galbreath	20	399	19.9	32	0
1977 — Rich Mauti	27	609	22.6	38	0
1978 — Wes Chandler	32	760	23.8	38	0
1979 — Rich Mauti	36	801	22.2	39	0
1980 — Jimmy Rogers	41	930	22.7	88	0
1981 — Wayne Wilson	31	722	23.3	57	0

YEARLY LEADERS

1982 — Aundra Thompson	10	211	21.1	35	0
1983 — Kenny Duckett	33	719	21.8	61	0
1984 — Kenny Duckett	29	580	20.0	39	0
1985 — Edward Anthony	23	476	20.7	52	0
Willie Tullis	23	480	20.9	62	0
1986 — Mel Gray	31	866	27.9	101t	1
1987 — Mel Gray	30	636	21.2	43	0
1988 — Mel Gray	32	670	20.9	39	0
1989 — Rod Harris	19	378	19.9	39	0
1990 — Gil Fenerty	28	572	20.4	58	0
1991 — Gene Atkins	20	368	18.4	27	0
1992 — Fred McAfee	19	393	20.7	38	0
1993 — Tyrone Hughes	30	753	25.1	99t	1
1994 — Tyrone Hughes	63	1,556	24.7	98t	2
1995 — Tyrone Hughes	66	1,617	24.5	83	0
1996 — Tyrone Hughes	70	1,791	25.6	58	0
1997 — Eric Guliford	43	1,128	26.2	102t	1
1998 — Qadry Ismail	28	590	21.1	39	0
1999 — Dino Philyaw	53	1,165	22.0	55	0
2000 — Chad Morton	44	1,029	23.4	68	0
2001 — Deuce McAllister	45	1,091	24.2	63	0
2002 — Michael Lewis	70	1,807	25.8	97t	2
2003 — Michael Lewis	45	1,068	23.7	53	0
2004 — Michael Lewis	51	1,215	23.8	96t	1
2005 — Aaron Stecker	31	672	21.7	46	0
2006 — Michael Lewis	37	914	24.7	51	0
2007 — Pierre Thomas	36	865	24.0	64	0
2008 — Pierre Thomas	31	793	25.6	88	0
2009 — Courtney Roby	42	1,154	27.5	97t	1
2010 — Courtney Roby	33	785	23.8	39	0

Interceptions

	No.	Yds.	Avg.	Long	TD
1967 — Dave Whitsell	10	178	17.8	41t	2
1968 — Dave Whitsell	6	44	7.3	32	0
1969 — Elijah Nevett	3	20	6.7	20	0
1970 — Hugo Hollas	5	79	15.8	29	0
1971 — Delles Howell	5	120	24.0	60	0
Hugo Hollas	5	56	11.2	25	0
1972 — Bivian Lee	4	65	16.3	32	0
1973 — Ernie Jackson	3	40	13.3	23	0
Tommy Myers	3	33	11.0	20	0
Jim Merlo	3	25	8.3	16	0
Bivian Lee	3	23	7.7	12	0
1974 — Ernie Jackson	4	53	13.3	28	0
Terry Schmidt	4	27	6.8	24t	1
1975 — Tommy Myers	5	83	16.6	29	0
1976 — Jim Merlo	4	142	35.5	83t	2
1977 — Chuck Crist	4	6	1.5	6	0
1978 — Tommy Myers	6	167	27.8	97t	1
1979 — Tommy Myers	7	127	18.1	52t	1
1980 — Tommy Myers	5	96	19.2	48	0
1981 — Dave Waymer	4	54	13.5	31	0
1982 — Russell Gary	2	25	12.5	19	0
Dennis Winston	2	-2	-1.0	0	0
1983 — Johnnie Poe	7	146	20.9	31t	1
1984 — Dave Waymer	4	9	2.3	9	0
1985 — Dave Waymer	6	49	8.2	28	0
1985 — Dave Waymer	6	49	8.2	28	0
1986 — Dave Waymer	9	48	5.3	17	0
1987 — Dave Waymer	5	78	15.6	35	0
Reggie Sutton	5	68	13.6	26	0
1988 — Gene Atkins	4	42	10.5	40	0
1989 — Dave Waymer	6	66	11.0	42	0
1990 — Brett Maxie	2	88	44.0	50t	1
Toi Cook	2	55	27.5	50	0
Gene Atkins	2	15	7.5	15	0
Bennie Thompson	2	0	0.0	0	0

YEARLY LEADERS

1991 —	Gene Atkins	5	198	39.6	79	0
	Vince Buck	5	12	2.4	12	0
1992 —	Toi Cook	6	90	15.0	48t	1
1993 —	Gene Atkins	3	59	19.7	37	0
1994 —	Jimmy Spencer	5	24	4.8	11	0
1995 —	Jimmy Spencer	4	11	2.8	9	0
1996 —	Anthony Newman	3	40	13.3	21	0
	Greg Jackson	3	24	8.0	10	0
1997 —	Sammy Knight	5	75	15.0	39	0
1998 —	Sammy Knight	6	171	28.5	91t	2
1999 —	Ashley Ambrose	6	27	4.5	16	0
2000 —	Sammy Knight	5	68	13.6	37t	2
2001 —	Sammy Knight	6	114	19.0	40	0
2002 —	Fred Thomas	5	80	16.0	43	0
	Sammy Knight	5	36	7.2	17	0
2003 —	Fred Thomas	4	47	11.8	20	0
2004 —	Mike McKenzie	5	19	3.8	14	0
2005 —	Jason Craft	3	63	21.0	39	0
2006 —	Mike McKenzie	2	54	27.0	54	0
	Scott Fujita	2	19	9.5	19	0
	Josh Bullocks	2	14	7.0	14	0
	Omar Stoutmire	2	10	5.0	10	0
2007 —	Mike McKenzie	3	161	53.7	75t	2
	Roman Harper	3	58	19.3	31t	1
	Jason David	3	21	7.0	19	0
2008 —	Jason David	5	83	16.6	42	0
2009 —	Darren Sharper	9	376	41.8	99t	3
2010 —	Malcolm Jenkins	2	105	52.5	96t	1
	Jabari Greer	2	50	25.0	26	1

Quarterback Sacks

	No.	Yds.	
1982 — Bruce Clark, DE	5.5	51	
1983 — Rickey Jackson, LB	12	81.5	
1984 — Rickey Jackson, LB	12	95	
1985 — Rickey Jackson, LB	11	89	
1986 — James Geathers, DE	9	73	
	Rickey Jackson, LB	9	71
1987 — Pat Swilling, LB	10.5	87	
1988 — Rickey Jackson, LB	7	66	
	Pat Swilling, LB	7	65
1989 — Pat Swilling, LB	16.5	164	
1990 — Pat Swilling, LB	11	68	
1991 — Pat Swilling, LB	17	139	
1992 — Wayne Martin, DE	15	102	
1993 — Renaldo Turnbull, LB	13	73	
1994 — Darion Conner, LB	10	66	
1995 — Wayne Martin, DT	13	89	
1996 — Wayne Martin, DT	11	84.5	
1997 — Wayne Martin, DT	10.5	60	
1998 — La'Roi Glover, DT	10	83	
1999 — La'Roi Glover, DT	8.5	47	
2000 — La'Roi Glover, DT	17	112	
2001 — Charlie Clemons, LB	13.5	96	
2002 — Darren Howard, DE	8	51	
2003 — Charles Grant, DE	10	42	
2004 — Darren Howard, DE	11	64	
2005 — Will Smith, DE	8.5	60	
2006 — Will Smith, DE	10.5	79.5	
2007 — Will Smith, DE	7	41	
2008 — Bobby McCray, DE	6	35	
2009 — Will Smith, DE	13	68.5	
2010 — Sedrick Ellis, DT	6	48	

INDIVIDUAL RECORDS

Service

Most Seasons

- 13 Morten Andersen, 1982-94
- Hoby Brenner, 1981-93
- Stan Brock, 1980-92
- Rickey Jackson, 1981-93
- Derland Moore, 1973-85
- Frank Warren, 1981-89, 91-94
- Jim Wilks, 1981-93

Most Games

- 196 Morten Andersen, 1982-94
- 195 Rickey Jackson, 1981-93
- 189 Frank Warren, 1981-89, 91-94
- 186 Stan Brock, 1980-92
- 183 Jim Wilks, 1981-93

Scoring

TOTAL POINTS

Career

- 1,318 Morten Andersen, 1982-94 (302 FG, 412 PAT)
- 768 John Carney, 2001-06, 09-10 (168 FG, 264 PAT)
- 513 Doug Brien, 1995-2000 (123 FG, 144 PAT)
- 330 Deuce McAllister, 2001-08 (55 TD)
- 318 Dalton Hilliard, 1986-93 (53 TD)

Season

- 130 John Carney, 2002 (31 FG, 37 PAT)
- 121 Morten Andersen, 1987 (28 FG, 37 PAT)
- 120 Morten Andersen, 1985 (31 FG, 27 PAT)
- Morten Andersen, 1992 (29 FG, 33 PAT)
- 117 Morten Andersen, 1993 (28 FG, 33 PAT)

Game

- 24 Joe Horn, vs. N.Y. Giants, 12/14/03 (4 TD)
- Reggie Bush, vs. San Francisco, 12/3/06 (4 TD)
- 18 Walt Roberts, vs. Philadelphia, 11/5/67 (3 TD)
- Danny Abramowicz, vs. San Francisco, 9/26/71 (3 TD)
- Archie Manning, vs. Chicago, 10/2/77 (3 TD)
- Chuck Muncie, vs. San Francisco, 11/11/79 (3 TD)
- George Rogers, at L.A. Rams, 11/8/81 (3 TD)
- Wayne Wilson, vs. Atlanta, 1/2/83 (3 TD)
- Dalton Hilliard, at L.A. Rams, 10/22/89 (3 TD)
- Rueben Mayes, vs. Phoenix, 9/23/90 (3 TD)
- Mario Bates, at L.A. Rams, 12/4/94 (3 TD)
- Ricky Williams, at Atlanta, 10/22/00 (3 TD)
- Deuce McAllister, vs. Atlanta, 10/27/02 (3 TD)
- Deuce McAllister, at Baltimore, 12/8/02 (3 TD)
- Mike Karney, at Dallas, 12/10/06 (3 TD)
- Marques Colston, at San Francisco, 10/28/07 (3 TD)**

Opponent

- 24 Dave Williams, at St. Louis, 11/2/69 (4 TD)
- Wayne Morris, at St. Louis, 10/23/77 (4 TD)
- Rodney Hampton, at N.Y. Giants, 9/24/95 (4 TD)
- Mike Anderson, vs. Denver, 12/3/00 (4 TD)

TOUCHDOWNS

Career

- 55 Deuce McAllister, 2001-08
- 53 Dalton Hilliard, 1986-93
- 50 Joe Horn, 2000-06
- 48 Eric Martin, 1985-93
- 40 **Marques Colston, 2006-**

Season

- 18 Dalton Hilliard, 1989
- 16 Deuce McAllister, 2002
- 13 George Rogers, 1981
- 12 **Pierre Thomas, 2008**
- 11 Chuck Muncie, 1979
- Wayne Wilson, 1983
- Joe Horn, 2004
- Deuce McAllister, 2006
- Marques Colston, 2007**

Game

- 4 Joe Horn, vs. N.Y. Giants, 12/14/03
- Reggie Bush, vs. San Francisco, 12/3/06
- 3 Walt Roberts, vs. Philadelphia, 11/5/67
- Danny Abramowicz, vs. San Fran., 9/26/71
- Archie Manning, vs. Chicago, 10/2/77
- Chuck Muncie, vs. San Fran., 11/11/79
- George Rogers, at L.A. Rams 11/8/81
- Wayne Wilson, vs. Atlanta, 1/2/83
- Dalton Hilliard, at L.A. Rams, 10/22/89
- Rueben Mayes, vs. Phoenix, 9/23/90
- Mario Bates, at L.A. Rams, 12/4/94
- Ricky Williams, at Atlanta, 10/22/00
- Deuce McAllister, vs. Atlanta, 10/27/02
- Deuce McAllister, at Baltimore, 12/8/02
- Mike Karney, at Dallas, 12/10/06
- Marques Colston, at San Francisco, 10/28/07**

Opponent

- 4 Dave Williams, at St. Louis, 11/2/69
- Wayne Morris, at St. Louis, 10/23/77
- Rodney Hampton, at N.Y. Giants, 9/24/95
- Mike Anderson, vs. Denver, 12/3/00

FIELD GOALS MADE

Career

- 302 Morten Andersen, 1982-94 (389 att.)
- 168 John Carney, 2001-06, 09-10 (203 att.)
- 123 Doug Brien, 1995-2000 (149 att.)
- 52 Charlie Durkee, 1967-68, 71-72 (101 att.)
- 42 **Garrett Hartley, 2008- (49 att.)**

Season

- 31 Morten Andersen, 1985 (35 att.)
- John Carney, 2002 (35 att.)
- 29 Morten Andersen, 1992 (34 att.)
- 28 Morten Andersen, 1987 (36 att.)
- Morten Andersen, 1993 (35 att.)
- Morten Andersen, 1994 (39 att.)

Game

- 5 Charlie Durkee, at Green Bay, 11/28/71 (6 att.)
- Morten Andersen, vs. L.A. Rams, 12/1/85 (5 att.)
- Morten Andersen, vs. San Francisco, 10/25/87 (7 att.)
- Morten Andersen, vs. Atlanta, 12/3/92 (5 att.)
- Morten Andersen, at Atlanta, 12/11/94 (5 att.)
- John Carney, vs. Minnesota, 10/7/01 (5 att.)
- John Carney, at St. Louis, 10/28/01 (5 att.)
- John Carney, at St. Louis, 9/26/04 (6 att.)

Opponent

- 6 Bobby Howfield, at N.Y. Jets, 12/3/72 (7 att.)
- Ray Wersching., vs. San Francisco, 10/16/83 (6 att.)
- Norm Johnson, vs. Atlanta 11/13/94 (6 att.)
- John Kasay, vs. Carolina, 12/5/04 (6 att.)

LONGEST FIELD GOAL

- 63 Tom Dempsey, vs. Detroit, 11/8/70 (tie) - **NFL RECORD**
- 60 Morten Andersen, vs. Chicago, 10/27/91
- 56 Morten Andersen, at Philadelphia, 12/26/93
- Doug Brien, vs. Carolina, 9/13/98

Opponent

- 55 Joe Danelo, at N.Y. Giants, 9/20/81
- Morten Andersen, at Atlanta, 12/10/95 (2x)
- Morten Andersen, vs. Atlanta, 10/12/97

FIELD GOALS ATTEMPTED

Career

- 389 Morten Andersen, 1982-94 (302 made)
- 203 John Carney, 2001-06, 09-10 (168 made)
- 149 Doug Brien, 1995-2000 (123 made)
- 101 Charlie Durkee, 1967-68, 71-72 (52 made)
- 75 Tom Dempsey, 1969-70 (40 made)

Season

- 41 Tom Dempsey, 1969 (22 made)
- 39 Morten Andersen, 1994 (28 made)
- 37 Charlie Durkee, 1968 (19 made)
- 36 Morten Andersen, 1987 (28 made)
- Morten Andersen, 1988 (26 made)

INDIVIDUAL RECORDS

Game

7 Tom Dempsey, vs. Philadelphia, 11/30/69 (4 made)
Morten Andersen, vs. San Fran., 10/25/87 (5 made)

Opponent

7 Bobby Howfield, at N.Y. Jets, 12/3/72 (6 made)

POINTS AFTER TOUCHDOWN

Career

412 Morten Andersen, 1982-94 (418 att.)
264 John Carney, 2001-05, 09-10 (268 att.)
144 Doug Brien, 1995-2000 (145 att.)
87 Charlie Durkee, 1967-68, 71-72 (88 att.)
79 Rich Szaro, 1975-78 (86 att.)

Season

50 John Carney, 2009 (52 att.)
46 John Carney, 2006 (47 att.)
44 Morten Andersen, 1989 (45 att.)
40 Garrett Hartley, 2010 (40 att.)
39 Garo Yepremian, 1979 (40 att.)

Game

6 Tom Dempsey, at St. Louis 11/2/69 (7 att.)
Rich Szaro, at Seattle, 11/21/76 (6 att.)
Rich Szaro, at Chicago, 10/2/77 (6 att.)
Garo Yepremian, at Tampa Bay, 10/14/79 (6 att.)
Morten Andersen, vs. Denver, 11/20/88 (6 att.)
John Carney, at Atlanta, 10/19/03 (6 att.)
John Carney, vs. N.Y. Giants, 12/14/03 (6 att.)
John Carney, at Dallas, 12/10/06 (6 att.)
Garrett Hartley, vs. Green Bay, 11/24/08 (6 att.)
Garrett Hartley, at Detroit, 12/21/08 (6 att.)
John Carney, vs. Detroit, 9/13/09 (6 att.)
John Carney, at Philadelphia, 9/20/09 (6 att.)
John Carney, vs. N.Y. Giants, 10/18/09 (7 att.)

Opponent

8 Nick Mike-Mayer, vs. Atlanta, 9/16/73 (8 att.)

Rushing

TOTAL YARDS

Career

6,096 Deuce McAllister, 2001-09 (1,429 att.)
4,267 George Rogers, 1981-84 (995 att.)
4,164 Dalton Hilliard, 1986-93 (1,126 att.)
3,408 Rueben Mayes, 1986-88, 90 (837 att.)
3,386 Chuck Muncie, 1976-80 (787 att.)

Season

1,674 George Rogers, 1981 (378 att.)
1,641 Deuce McAllister, 2003 (351 att.)
1,388 Deuce McAllister, 2002 (325 att.)
1,353 Rueben Mayes, 1986 (286 att.)
1,262 Dalton Hilliard, 1989 (344 att.)

Game

206 George Rogers, vs. St. Louis, 9/4/83 (24 att.)
203 Rueben Mayes, vs. Miami, 12/7/86 (28 att.)
184 Deuce McAllister, at Philadelphia, 11/23/03 (19 att.)
179 Ricky Williams, vs. Cleveland, 10/31/99 (40 att.)
174 Ray Zellars, vs. Chicago, 10/13/96 (20 att.)

Opponent

251 Mike Anderson, vs. Denver, 12/3/00 (37 att.)
247 Willie Ellison, at L.A. Rams 12/5/71 (26 att.)
220 Marshall Faulk, vs. St. Louis, 12/24/00 (32 att.)

MOST 100-YARD RUSHING GAMES

Career

27 Deuce McAllister, 2001-09
16 George Rogers, 1981-84
12 Ricky Williams 1999-2001
11 Rueben Mayes, 1986-88, 90
6 Chuck Muncie, 1976-80
Mario Bates, 1994-97

Season

9 George Rogers, 1981
Deuce McAllister, 2003
8 Deuce McAllister, 2002
6 Rueben Mayes, 1986
Deuce McAllister, 2004

DUAL 100-YARD RUSHING GAMES

at Kansas City, 9/26/76
Tony Galbreath, 14-146, 2 TD; Chuck Muncie, 25-126
at Cincinnati, 11/4/90
Craig Heyward, 19-122, 1 TD; Rueben Mayes, 30-115, 1 TD
at New York Giants, 12/24/06
Reggie Bush, 20-126, 1 TD; Deuce McAllister, 27-108, 1 TD
Opponent
vs. San Francisco, 11/13/77
Wilbur Jackson, 22-123; Del Williams, 25-110, 1 TD
vs. St. Louis, 10/5/80
Ottis Anderson, 22-126; Wayne Morris, 22-102, 3 TDs

ATTEMPTS

Career

1,429 Deuce McAllister, 2001-09 (6,096 yds.)
1,126 Dalton Hilliard, 1986-93 (4,164 yds.)
995 George Rogers, 1981-84 (4,267 yds.)
837 Rueben Mayes, 1986-88, 90 (3,408 yds.)
814 Ricky Williams, 1999-2001 (3,129 yds.)

Season

378 George Rogers, 1981 (1,674 yds.)
351 Deuce McAllister, 2003 (1,641 yds.)
344 Dalton Hilliard, 1989 (1,262 yds.)
325 Deuce McAllister, 2002 (1,388 yds.)
313 Ricky Williams, 2001 (1,245 yds.)

Game

40 Ricky Williams, vs. Cleveland, 10/31/99 (179 yds.)
38 Ricky Williams, vs. Carolina, 10/15/00 (144 yds.)
35 Earl Campbell, at Minnesota, 11/24/85 (160 yds.)
Dwight Beverly, at St. Louis, 10/11/87 (139 yds.)
34 Wayne Wilson, vs. Miami, 10/2/83 (160 yds.)

Opponent

39 Gerald Riggs, vs. Atlanta, 12/22/85 (158 yds.)

TOUCHDOWNS RUSHING

Career

49 Deuce McAllister, 2001-09
39 Dalton Hilliard, 1986-93
28 Chuck Muncie, 1976-80
27 Tony Galbreath, 1976-80
23 Rueben Mayes, 1986-88, 90

Season

13 Deuce McAllister, 2002
George Rogers, 1981
Dalton Hilliard, 1989
11 Chuck Muncie, 1979
10 Deuce McAllister, 2006

Game

3 Archie Manning, vs. Chicago, 10/2/77
Chuck Muncie, vs. San Francisco, 11/11/79
George Rogers, at L.A. Rams, 11/8/81
Wayne Wilson, vs. Atlanta, 1/2/83
Rueben Mayes, vs. Phoenix, 9/23/90
Mario Bates, at L.A. Rams, 12/4/94
Ricky Williams, at Atlanta, 10/22/00
Deuce McAllister, vs. Atlanta, 10/27/02
Deuce McAllister, at Baltimore, 12/8/02
Reggie Bush, vs. San Francisco, 12/13/06

Opponent

4 Wayne Morris, at St. Louis, 10/23/77
Rodney Hampton, at N.Y. Giants, 9/24/95
Mike Anderson, vs. Denver, 12/3/00

INDIVIDUAL RECORDS

HIGHEST RUSHING AVERAGE

Career (minimum 250 attempts)

- 5.8 Archie Manning, 1971-75/77-82 (357 att.-2,058 yds.)
- 5.4 Hokie Gajan, 1982-85 (252 att.-1,358 yds.)
- 4.7 Pierre Thomas, 2007- (411 att.-1,939 yds.)**
- 4.3 Chuck Muncie, 1976-80 (788 att.-3,393 yds.)
- George Rogers, 1981-84 (995 att.-4,267 yds.)
- Deuce McAllister, 2001-09 (1,429 att.-6,096 yds.)

Season (minimum 75 attempts)

- 6.0 Hokie Gajan, 1984 (102 att.-615 yds.)
- 5.4 Pierre Thomas, 2009 (147 att.-793 yds.)**
- 5.2 Chris Ivory, 2010 (137 att.-716 yds.)**
- 5.1 Hokie Gajan, 1983 (81 att.-415 yds.)
- 5.0 Chuck Muncie, 1979 (238 att.-1,198 yds.)

Game (minimum 8 attempts)

- 10.8 Lorenzo Neal at Atlanta, 9/12/93 (8-86)
- 10.5 Chris Ivory at Tampa Bay, 10/17/10 (15-158)**
- 10.4 Tony Galbreath vs. Kansas City, 9/26/76 (14-146)
- 10.4 Gil Fenerly at L.A. Rams, 12/9/90 (10-104)
- 10.3 Hokie Gajan vs. N.Y. Jets, 11/21/83 (11-113)

Opponent (minimum 8 attempts)

- 12.8 Steve Young at San Francisco, 12/23/90 (8-102)

LONGEST SCORING RUN

- 79 George Rogers at Cleveland, 10/18/81
- 76 George Rogers vs. St. Louis, 9/4/83
- Deuce McAllister at Philadelphia, 11/23/03
- 74 Tony Galbreath at Kansas City, 9/26/76
- Lorenzo Neal at Atlanta, 9/12/93
- Mario Bates vs. Detroit, 9/21/9

Opponent

- 80 Willie Ellison at L.A. Rams, 12/5/71
- 77 Dick Hoak at Pittsburgh, 10/20/68

LONGEST NON-SCORING RUN

- 73 George Rogers vs. Philadelphia, 10/11/81
- 71 Deuce McAllister at Carolina, 1/2/05

Opponent

- 76 Willie Parker at Pittsburgh, 11/12/06

Receiving

TOTAL RECEIVING YARDS

Career

- 7,854 Eric Martin, 1985-93 (532 rec.)
- 7,622 Joe Horn, 2000-06 (523 rec.)
- 5,097 Marques Colston, 2006- (369 rec.)**
- 4,875 Danny Abramowicz, 1967-72 (309 rec.)
- 3,849 Hoby Brenner, 1981-93 (267 rec.)

Season

- 1,399 Joe Horn, 2004 (94 rec.)
- 1,340 Joe Horn, 2000 (94 rec.)
- 1,312 Joe Horn, 2002 (88 rec.)
- 1,265 Joe Horn, 2001 (83 rec.)
- 1,202 Marques Colston, 2007 (98 rec.)**

Game

- 205 Wes Chandler vs. Atlanta, 9/2/79 (6 rec.)
- 200 Torrance Small at Denver, 12/24/94 (6 rec.)
- 180 Joe Horn vs. San Francisco, 11/5/00 (10 rec.)
- 179 Floyd Turner vs. Chicago, 10/27/91 (9 rec.)
- 170 Joe Horn vs. Denver, 12/3/00 (10 rec.)

Opponent

- 336 Willie Anderson vs. L.A. Rams, 11/26/89 (15 rec.)
- 248 Richard Johnson at Detroit, 12/3/89 (8 rec.)
- 220 Jimmy Smith, at Jacksonville, 11/21/99 (9 rec.)
- 212 Mark Carrier, Tampa Bay, 12/6/87 (8 rec.)

MOST 100-YARD RECEIVING GAMES

Career

- 27 Joe Horn, 2000-06
- 18 Eric Martin, 1985-93
- 16 Marques Colston, 2006-**
- 10 Danny Abramowicz, 1967-73

- 9 Wes Chandler, 1978-81
- Donté Stallworth, 2002-05

Season

- 6 Joe Horn, 2002
- 5 Eric Martin, 1989
- Joe Horn, 2000
- Joe Horn, 2004
- 4 Danny Abramowicz, 1969
- Joe Horn, 2001
- Joe Horn, 2003
- Marques Colston, 2006**
- Marques Colston, 2007**

DUAL 100-YARD RECEIVING GAMES

at Atlanta 11/25/79

Henry Childs, 3-117, TD; Wes Chandler, 6-103
vs. Philadelphia, 11/9/80

Wes Chandler, 9-139, TD; Ike Harris, 4-119

vs. Buffalo, 12/27/98

Brett Bech, 4-113, 2 TD; Cam Cleeland, 10-112, TD
vs. Denver, 12/3/00

Joe Horn, 10-170; Robert Wilson, 8-122

vs. N.Y. Giants, 9/19/05

Joe Horn, 9-143, TD; Donté Stallworth, 8-141

vs. Baltimore, 10/29/06

Marques Colston, 6-163, 2 TD; Joe Horn, 5-126, TD
at Tampa Bay, 11/5/06

Marques Colston, 11-123, TD; Devery Henderson, 3-111,
2 TD

vs. New England, 11/30/09

Marques Colston, 4-121, TD; Devery Henderson, 3-116, TD
Opponent

at Cleveland, 11/10/68

Paul Warfield, 5-107, 1 TD; Leroy Kelly, 3-104, 2 TD
at St. Louis, 11/2/69

Dave Williams, 8-164, 4 TD; John Gilliam, 5-106, 1 TD

at Minnesota, 12/1/74

Jim Lash, 3-112; John Gilliam, 5-109, 2 TD

at N.Y. Giants, 9/20/81

Johnny Perkins, 8-118; Gary Shirk, 11-101, 1 TD

at L.A. Rams, 12/9/90

Willie Anderson, 5-123; Henry Ellard, 5-107, 1 TD
at Minnesota, 11/6/94

Jake Reed, 8-157, 1 TD; Cris Carter, 12-151

vs. Atlanta, 11/13/94

Terance Mathis, 10-125; Andre Rison, 8-118, 1 TD

vs. Atlanta, 9/17/95

Eric Metcalf, 11-155; Bert Emanuel, 6-104

at Minnesota, 11/19/95

Qadry Ismail, 5-142, 1 TD; Cris Carter, 12-137, 2 TD

vs. Carolina, 11/26/95

Mark Carrier, 6-132, 2 TD; Willie Green, 4-105, 1 TD

vs. Atlanta, 12/13/98

Tony Martin, 8-109; Terance Mathis, 6-198

vs. St. Louis, 12/12/99

Torry Holt, 6-113; Isaac Bruce, 4-119

at St. Louis, 10/28/01

Trung Candidate 10-107; Isaac Bruce 7-179, 1 TD

at Philadelphia, 9/20/09

Brent Celek 8-104; DeSean Jackson 4-101, 1 TD

TOTAL RECEPTIONS

Career

- 532 Eric Martin, 1985-93 (7,854 yds.)
- 523 Joe Horn, 2000-06 (7,622 yds.)
- 369 Marques Colston, 2006- (5,097 yds.)**
- 309 Danny Abramowicz, 1967-73 (4,875 yds.)
- 294 Reggie Bush, 2006-10 (2,142 yds.)

Season

- 98 Marques Colston, 2007 (1,202 yds.)**
- 94 Joe Horn, 2000 (1,340 yds.)
- Joe Horn, 2004 (1,399 yds.)
- 88 Joe Horn, 2002 (1,312 yds.)
- Reggie Bush, 2006 (742 yds.)

INDIVIDUAL RECORDS

Game

- 14 Tony Galbreath at Green Bay, 9/10/78 (122 yds.)
- 13 Joe Horn vs. Carolina, 12/2/01 (150 yds.)
- 12 Danny Abramowicz vs. Pittsburgh, 10/29/67 (156 yds.)
- John Beasley vs. San Diego, 11/18/73 (127 yds.)
- Joe Horn at San Diego, 9/10/00 (116 yds.)
- Reggie Bush at Houston, 10/18/07 (70 yds.)
- Pierre Thomas at Chicago, 12/30/07 (121 yds.)**

Opponent

- 15 Willie Anderson vs. L.A. Rams, 11/26/89 (336 yds.)
- 12 Rickey Young vs. Minnesota, 9/3/78 (134 yds.)
- John Spagnola vs. Philadelphia, 10/6/85 (124 yds.)
- Cris Carter at Minnesota, 11/6/94 (151 yds.)
- Cris Carter at Minnesota, 10/19/95 (137 yds.)

TOUCHDOWNS RECEIVING

Career

- 50 Joe Horn, 2000-06
- 48 Eric Martin, 1985-93
- 40 Marques Colston, 2006-**
- 37 Danny Abramowicz, 1967-73
- 27 Henry Childs, 1974-80

Season

- 11 Joe Horn, 2004
- Marques Colston, 2007**
- 10 Joe Horn, 2003
- Lance Moore, 2008**
- 9 Henry Childs, 1977
- Joe Horn, 2001
- Marques Colston, 2009**
- Robert Meachem, 2009**

Game

- 4 Joe Horn, vs. N.Y. Giants 12/14/03

Opponent

- 4 Dave Williams, at St. Louis 11/2/69

HIGHEST RECEIVING AVERAGE

Career (minimum 100 receptions)

- 18.6 Devery Henderson, 2004- (191 rec.-3,558 yds.)**
- 16.4 Ike Harris, 1978-81 (104 rec.-1,710 yds.)
- 16.3 Robert Meachem, 2007- (101 rec.-1,649 yds.)**
- 15.8 Danny Abramowicz, 1967-73 (309 rec.-4,875 yds.)
- 15.6 Henry Childs, 1974-80 (207 rec.-3,224 yds.)

Season (minimum 20 receptions)

- 24.8 Devery Henderson, 2008 (32 rec.-793 yds.)**
- 23.3 Devery Henderson, 2006 (32 rec.-745 yds.)**
- 21.2 Keith Poole, 1998 (24 rec.-509 yds.)
- 20.6 Tyrone Young, 1984 (29 rec.-597 yds.)
- 20.5 Devery Henderson, 2007 (20 rec.-409 yds.)**

Game (minimum 3 receptions)

- 54.7 Eric Martin, vs. Green Bay, 9/14/86 (3-164)
- 51.3 Keith Poole, at Atlanta, 10/18/98 (3-154)
- 44.7 Joe Horn, at Atlanta, 11/17/02 (3-134)
- 39.8 Larry Burton, vs. Atlanta, 11/2/75 (4-159)
- 39.5 Devery Henderson, at Atlanta, 11/26/06 (4-158)**

Opponent (minimum 3 receptions)

- 44.7 Stephen Baker, vs. N.Y. Giants, 11/27/88 (3-134)

LONGEST SCORING RECEPTIONS

- 90 Eddie Kennison from Billy Joe Hobert, vs. Atlanta 10/10/99
- 89 Andre Hastings from Kerry Collins, vs. Dallas, 12/6/98
- 89 Randal Hill from Heath Shuler, at Chicago, 10/5/97
- 86 Marques Colston from Drew Brees, at Carolina, 10/1/06 - ROOKIE RECORD**
- 84 Devery Henderson from Drew Brees, vs. Tampa Bay, 9/7/08**

Opponent

- 98 Michael Haynes from Bobby Hebert, at Atlanta, 9/12/93
- 88 Harmon Wages from Bob Berry, at Atlanta, 12/7/69

LONGEST NON-SCORING RECEPTIONS

- 96 Walt Roberts from Billy Kilmer, at Philadelphia, 11/19/67
- 85 Wes Chandler from Archie Manning, at San Francisco, 9/23/79
- 84 Eric Martin from Bobby Hebert, vs. Green Bay, 9/14/86
- 84 Ken Burroughs from Bob Berry, vs. Atlanta, 12/19/71

TotalYardsFromScrimmage

TOTAL YARDS (RUSHING & RECEIVING)

Career

- 7,865 Eric Martin, 1985-93 (7,854 receiving)
- 7,816 Deuce McAllister, 2001-09 (6,096 rushing)
- 7,653 Joe Horn, 2000-06 (7,622 receiving)
- 6,397 Dalton Hilliard, 1986-93 (4,164 rushing)
- 5,104 Marques Colston, 2006- (5,097 receiving)**

Season

- 2,157 Deuce McAllister, 2003 (1,641 rushing)
- 1,800 George Rogers, 1981 (1,674 rushing)
- 1,776 Dalton Hilliard, 1989 (1,262 rushing)
- 1,756 Ricky Williams, 2001 (1,245 rushing)
- 1,740 Deuce McAllister, 2002 (1,388 rushing)

Game

- 237 Deuce McAllister, vs. Atlanta, 11/16/03 (173 rushing)
- 232 Deuce McAllister, at Philadelphia, 11/23/03 (184 rushing)
- 226 Pierre Thomas, at Chicago, 12/30/07 (121 receiving)**
- 225 Rueben Mayes, vs. Miami, 12/7/86 (203 rushing)
- 206 George Rogers, vs. St. Louis, 9/4/83 (all rushing)

Opponent

- 336 Willie Anderson, vs. L.A. Rams, 11/26/89 (all receiving)

Passing

TOTAL PASSING YARDS

Career

- 22,918 Drew Brees, 2006- (3,013 att.-2,020 comp.)**
- 21,734 Archie Manning, 1971-75, 77-82 (3,335 att.-1,849 comp.)
- 19,156 Aaron Brooks, 2000-05 (2,771 att.-1,563 comp.)
- 14,630 Bobby Hebert, 1985-89, 91-92 (2,055 att.-1,202 comp.)
- 10,622 Jim Everett, 1994-96 (1,571 att.-958 comp.)

Season

- 5,069 Drew Brees, 2008 (635 att.-413 comp.)**
- 4,620 Drew Brees, 2010 (658 att.-448 comp.)**
- 4,423 Drew Brees, 2007 (652 att.-440 comp.)**
- 4,418 Drew Brees, 2006 (554 att.-356 comp.)**
- 4,388 Drew Brees, 2009 (514 att.-363 comp.)**

Game

- 510 Drew Brees vs. Cincinnati, 11/19/06 (37-52)**
- 445 Drew Brees vs. Jacksonville, 11/4/07 (35-49)**
- 441 Aaron Brooks vs. Denver, 12/3/00 (30-48)
- 422 Drew Brees at Atlanta, 11/9/08 (31-58)**
- 421 Drew Brees at Denver, 9/21/08 (39-48)**

Opponent

- 454 Jim Everett vs. L.A. Rams, 11/26/89 (29-51)
- 425 Daunte Culpepper, vs. Minn., 10/17/04 (26-37)

INDIVIDUAL RECORDS

MOST 300-YARD PASSING GAMES

Career

37	Drew Brees, 2006-
10	Aaron Brooks, 2000-05
9	Archie Manning, 1971-75, 77-82
6	Jim Everett, 1994-96
4	Bobby Hebert, 1985-89, 91-92

Season

10	Drew Brees, 2008
8	Drew Brees, 2006
7	Drew Brees, 2009, 2010
6	Archie Manning, 1980

PASS ATTEMPTS

Career

3,335	Archie Manning, 1971-75, 77-82 (1,849 comp.)
3,013	Drew Brees, 2006- (2,020 comp.)
2,771	Aaron Brooks, 2000-05 (1,563 comp.)
2,055	Bobby Hebert, 1985-89, 91-92 (1,202 comp.)
1,571	Jim Everett, 1994-96 (958 comp.)

Season

658	Drew Brees, 2010 (448 comp.)
652	Drew Brees, 2007 (440 comp.)
635	Drew Brees, 2008 (413 comp.)
567	Jim Everett, 1995 (345 comp.)
558	Aaron Brooks, 2001 (312 comp.)

Game

60	Aaron Brooks, vs. Denver, 11/21/04 (34 comp.)
	Drew Brees, at Chicago, 12/30/07 (35 comp.)
58	Drew Brees, at Atlanta, 11/9/08 (31 comp.)
56	Drew Brees, vs. Cleveland, 10/24/10 (37 comp.)
55	Jim Everett, at S.F. 9/25/94 (31 comp.)

Opponent

59	Steve Grogan at New England, 11/12/89 (27 comp.)
57	Warren Moon at Minnesota, 11/6/94 (33 comp.)

PASS COMPLETIONS

Career

2,020	Drew Brees, 2006- (3,013 att.)
1,849	Archie Manning, 1971-75, 77-82 (3,335 att.)
1,563	Aaron Brooks, 2000-05 (2,771 att.)
1,202	Bobby Hebert, 1985-89, 91-92 (2,055 att.)
958	Jim Everett, 1994-96 (1,571 att.)

Season

448	Drew Brees, 2010 (658 att.)
440	Drew Brees, 2007 (652 att.)
413	Drew Brees, 2008 (635 att.)
363	Drew Brees, 2009 (514 att.)
356	Drew Brees, 2006 (554 att.)

Game

39	Drew Brees, at Denver, 9/21/08 (48 att.)
37	Drew Brees, vs. Cincinnati, 11/19/06 (52 att.)
	Drew Brees, vs. Cleveland, 10/24/10 (56 att.)
35	Drew Brees, vs. Jacksonville, 11/4/07 (49 att.)
	Drew Brees, at Chicago, 12/30/07 (60 att.)
	Drew Brees, at Washington, 12/6/09 (49 att.)
	Drew Brees, at Atlanta, 12/27/10 (49 att.)

Opponent

33	Warren Moon at Minnesota, 11/6/94 (57 att.)
32	Jake Plummer at Arizona, 12/20/98 (44 att.)
	Marc Bulger, vs. St. Louis, 9/26/04 (49 att.)
	Matt Hasselbeck, vs. Seattle, 11/21/10 (44 att.)

MOST CONSECUTIVE COMPLETIONS

19	Drew Brees, 12/27/09
17	Drew Brees, 12/16-12/23/07
15	Archie Manning, 10/14-10/21/79
	Drew Brees, 10/18/09

Opponent

18	Don Majkowski at Green Bay, 9/17/89
----	-------------------------------------

COMPLETION PERCENTAGE

Career (minimum 500 attempts)

67.0	Drew Brees, 2006- (3,013 att.-2,020 comp.)
61.0	Jim Everett, 1994-96 (1,571 att.-958 comp.)
58.5	Bobby Hebert, 1985-89, 91-92 (2,055 att.-1,202 comp.)
57.2	Ken Stabler, 1982-84 (500 att.-326 comp.)
56.4	Aaron Brooks, 2000-05 (2,771 att.-1,563 comp.)

Season (minimum 100 attempts)

70.6	Drew Brees, 2009 (514 att.-363 comp.) NFL RECORD
68.1	Drew Brees, 2010 (658 att.-448 comp.)
67.5	Drew Brees, 2007 (652 att.-440 comp.)
65.0	Drew Brees, 2008 (635 att.-413 comp.)
64.3	Drew Brees, 2006 (554 att.-356 comp.)

Game (minimum 10 attempts)

90.9	Mike Buck, at Pittsburgh, 10/17/93 (11-10)
87.0	Bobby Hebert, vs. Denver, 11/20/88 (23-20)
86.7	Drew Brees, vs. Arizona, 12/16/07 (30-26)
	Drew Brees, vs. Oakland, 10/12/08 (30-26)
86.5	Drew Brees, vs. Tampa Bay, 12/27/09 (37-32)
Opponent	
90.9	Scott Hunter, at Atlanta 10/31/76 (11-10)
90.5	Lynn Dickey, vs. Green, Bay, 12/13/81 (21-19)

TOUCHDOWN PASSES

Career

155	Drew Brees, 2006-
120	Aaron Brooks, 2000-05
115	Archie Manning, 1971-75, 77-82
85	Bobby Hebert, 1985-89, 91-92
60	Jim Everett, 1994-96

Season

34	Drew Brees, 2008
	Drew Brees, 2009
33	Drew Brees, 2010
28	Drew Brees, 2007
27	Aaron Brooks, 2002

Game

6	Billy Kilmer, at St. Louis, 11/2/69
	Drew Brees, vs. Detroit, 9/13/09
5	Aaron Brooks, vs. N.Y. Giants, 12/14/03
	Drew Brees, vs. Dallas, 12/10/06
	Drew Brees, vs. New England, 11/30/09

Opponent

6	Charley Johnson, at St. Louis, 11/2/69
	Peyton Manning, vs. Indianapolis, 9/28/03

PASSER RATING

Career (minimum 500 attempts)

95.9	Drew Brees, 2006-
	(2,020-3,013; 22,918 yds.; 155 TD, 79 INT)
81.1	Jim Everett, 1994-96
	(958-1,571; 10,622 yds.; 60 TD, 48 INT)
79.7	Aaron Brooks, 2000-05
	(1,563-2,771; 19,156 yds.; 120 TD, 84 INT)
79.1	Bobby Hebert, 1985-89, 1991-92
	(1,202-2,055; 14,630 yds.; 85 TD, 75 INT)
72.0	Steve Walsh, 1990-93
	(336-620; 3,879 yds.; 25 TD, 22 INT)

Season (minimum 100 attempts)

109.6	Drew Brees, 2009
	(363-514; 4,388 yds.; 34 TD, 11 INT)
96.2	Drew Brees, 2008
	(413-635; 5,069 yds.; 34 TD, 17 INT)
96.2	Drew Brees, 2006
	(356-554; 4,418 yds.; 26 TD, 11 INT)
92.0	John Fourcade, 1989
	(61-107; 930 yds.; 7 TD, 4 INT)
90.9	Drew Brees, 2010
	(448-658; 4,620 yds.; 33 TD, 22 INT)

INDIVIDUAL RECORDS

Game (minimum 10 attempts)

- 158.3 Mike Buck, at Pittsburgh, 10/17/93
(10-11, 164 yds., 2 TD, 0 INT)
**Drew Brees, vs. New England, 11/30/09
(18-23, 371 yds., 5 TD, 0 INT)**
157.5 **Drew Brees, vs. Green Bay, 11/24/08
(20-26, 323 yds., 4 TD, 0 INT)**
156.8 **Drew Brees, vs. N.Y. Giants, 10/18/09
(23-30, 369 yds., 4 TD, 0 INT)**
155.8 Jim Everett, at Denver, 12/24/94
(23-27, 343 yds., 3 TD, 0 INT)

PASSES INTERCEPTED

Career

- 156 Archie Manning, 1971-75, 77-82
84 Aaron Brooks, 2000-05
79 **Drew Brees, 2006-**
75 Bobby Hebert, 1985-89, 91-92
62 Billy Kilmer, 1967-70

Season

- 22 Aaron Brooks, 2001
Drew Brees, 2010
21 Archie Manning, 1972
Aaron Brooks, 2004
20 Archie Manning, 1975
Archie Manning, 1979
Archie Manning, 1980

Game

- 5 Archie Manning vs. Atlanta, 9/16/73
Archie Manning vs. L.A. Rams, 10/7/79

Opponent

- 5 Randy Wright vs. Green Bay, 9/14/86
Scott Campbell at Atlanta, 11/1/87

MOST TIMES SACKED

Career

- 337 Archie Manning, 1971-75, 77-82
209 Aaron Brooks, 2000-05
119 Bobby Hebert, 1985-89, 91-92
98 Dave Wilson, 1981, 83-88
92 Drew Brees, 2006-

Season

- 50 Aaron Brooks, 2001
49 Archie Manning, 1975
43 Archie Manning, 1972
41 Archie Manning, 1980
Aaron Brooks, 2004

Game

- 9 Dave Wilson, at San Francisco, 11/13/83
Dave Wilson, at L.A. Rams, 11/3/85
Wade Wilson, at Cleveland, 12/5/93

Opponent

- 8 Steve Beuerlein, at Carolina, 11/12/00
Chris Weinke, vs. Carolina, 12/2/01

Punting

MOST PUNTS

Career

- 515 Tommy Barnhardt, 1987, 89-94, 99 (42.5 avg.)
447 Tom Blanchard, 1974-78 (41.3 avg.)
363 Brian Hansen, 1984-88 (42.0 avg.)
279 Russell Erxleben, 1979-83 (41.2 avg.)
236 Julian Fagan, 1970-72 (41.6 avg.)

Season

- 101 Tom Blanchard, 1976 (39.3 avg.)
92 Tom Blanchard, 1975 (41.0 avg.)
89 Russell Erxleben, 1980 (39.2 avg.)
88 Tom Blanchard, 1974 (42.1 avg.)
Mark Royals, 1997 (45.9 avg.)
Mark Royals, 1998 (45.6 avg.)

Game

- 12 Tom Blanchard, vs. Minnesota, 11/16/75 (42.9 avg.)
Steve O'Neal, at San Francisco, 10/21/73 (41.6 avg.)
Russell Erxleben, vs. Washington, 12/26/82 (44.7 avg.)
Tommy Barnhardt, at Baltimore, 12/19/99 (37.2 avg.)

Opponent

- 12 Todd Sauerbrun, at Chicago, 10/5/97 (43.7 avg.)
11 Shawn McCarthy, at New England, 11/8/92 (42.1 avg.)

HIGHEST PUNTING AVERAGE

Career (minimum 50 attempts)

- 45.8 Mark Royals, 1997-98 (176 punts)
44.7 Thomas Morstead, 2009- (115 punts)
43.7 Mitch Berger, 2003-2005 (227 punts)
43.5 Steve Weatherford, 2006-08 (166 punts)
42.5 Tommy Barnhardt, 1987, 89-94, 99 (515 punts)

Season (minimum 40 attempts)

- 45.9 Thomas Morstead, 2010 (57 punts)**
45.9 Mark Royals, 1997 (88 punts)
45.6 Mark Royals, 1998 (88 punts)
44.3 Mitch Berger, 2003 (71 punts)
44.0 Tommy Barnhardt, 1992 (67 punts)

LONGEST PUNT

- 81 Tom McNeill vs. Dallas, 9/28/69

Opponent

- 87 Dave Finzer at Chicago, 10/7/84

PuntReturns

MOST RETURNS

Career

- 142 Michael Lewis, 2001-06 (10.4 avg.)
116 Tyrone Hughes, 1993-96 (9.1 avg.)
104 Jeff Groth, 1981-84 (8.5 avg.)
92 Reggie Bush, 2006-10 (7.8 avg.)
75 Rich Mauti, 1977-80, 82-83 (8.1 avg.)

Season

- 47 Eric Guliford, 1997 (10.6 avg.)
44 Michael Lewis, 2002 (14.2 avg.)
39 Jeff Groth, 1983 (7.1 avg.)
37 Howard Stevens, 1974 (10.2 avg.)
Rich Mauti, 1977 (7.4 avg.)
Jeff Groth, 1981 (11.8 avg.)
Vince Buck, 1990 (8.2 avg.)
Tyrone Hughes, 1993 (13.6 avg.)

Game

- 7 Eric Guliford, at Oakland, 11/9/97 (90 yds.)
Michael Lewis, at Carolina, 11/10/02 (98 yards)
6 Pete Athas, vs. Houston, 10/3/76 (161 yds.)
Rod Harris, at Detroit, 12/3/89 (38 yds.)
Bobby Morse, vs. Indianapolis, 12/24/89 (28 yds.)
Vince Buck, vs. Minnesota, 9/22/91 (37 yds.)
Tyrone Hughes, at Carolina, 10/22/95 (36 yds.)
Eric Guliford, at Chicago, 10/5/97 (77 yds.)
Chad Morton, vs. Detroit, 9/3/00 (36 yds.)

Opponent

- 10 Mike Nelms, vs. Washington, 12/26/82 (106 yds.)

MOST YARDS

Career

- 1,482 Michael Lewis, 2001-06 (142 ret.)
1,060 Tyrone Hughes, 1993-96 (116 ret.)
887 Jeff Groth, 1981-84 (104 ret.)
720 Reggie Bush, 2006-10 (92 ret.)
657 Mel Gray, 1986-88 (49 ret.)

Season

- 625 Michael Lewis, 2002 (44 ret.)
503 Tyrone Hughes, 1993 (37 ret.)
498 Eric Guliford, 1997 (47 ret.)
436 Jeff Groth, 1981 (37 ret.)
382 Michael Lewis, 2004 (34 ret.)

INDIVIDUAL RECORDS

Game

- 176 Reggie Bush, vs. Minnesota, 10/6/08 (5 ret.)
- 161 Pete Athas, vs. Houston, 10/3/76 (6 ret.)
- 139 Michael Lewis, vs. Carolina, 12/29/02 (5 ret.)
- 130 Mel Gray, vs. Tampa Bay, 12/6/87 (2 ret.)
- 128 Tyrone Hughes, at Rams, 10/3/93 (4 ret.)

Opponent

- 143 Chuck Latourette, vs. St. Louis, 9/29/68 (3 ret.)

HIGHEST RETURN AVERAGE

Career (minimum 20 returns)

- 13.4 Mel Gray, 1986-88 (49 ret.)
- 13.3 Andre Hastings, 1997-99 (23 ret.)
- 10.5 Eric Guliford, 1997-98 (57 ret.)
- 10.4 Michael Lewis, 2001-06 (142 ret.)
- 10.1 Howard Stevens, 1973-74 (54 ret.)

Season (minimum 10 returns)

- 14.7 Mel Gray, 1987 (24 ret.)
- 14.2 Michael Lewis, 2002 (44 ret.)
- 14.0 Andre Hastings, 1998 (22 ret.)
- 13.6 Tyrone Hughes, 1993 (37 ret.)
- 13.5 Reggie Bush, 2008 (20 ret.)

LONGEST RETURNS

- 83t Tyrone Hughes, at Philadelphia 12/26/93
- 83t Michael Lewis, at Washington, 10/13/02
- 80 Mel Gray, vs. Tampa Bay 12/6/87

Opponent

- 103t Robert Bailey, vs. L.A. Rams, 10/23/94

PUNTS RETURNED FOR TOUCHDOWNS (10)

- 83 Michael Lewis, at Washington, 10/13/02
- 83 Tyrone Hughes, at Philadelphia, 12/26/93
- 74 Tyrone Hughes, at L.A. Rams, 10/3/93
- 71 Reggie Bush, vs. Minnesota, 10/6/08
- 66 Mel Gray, vs. Denver, 11/20/88
- 65 Reggie Bush, vs. Tampa Bay, 10/8/06
- 64 Reggie Bush, vs. Minnesota, 10/6/08
- 56 Derrick Shepard, vs. Dallas, 9/10/89
- 55 Reggie Bush, at Washington, 9/14/08
- 53 Charlie Brown, vs. Pittsburgh, 12/15/68

Opponent (25) - Longest:

- 103 Robert Bailey, vs. L.A. Rams, 10/23/94
- 95 Desmond Howard, vs. Detroit, 9/3/00
- 88 Mike Fuller, vs. San Diego, 10/9/77
- 86 Chuck Latourette, vs. St. Louis, 9/29/68
- 84 Ron Smith, at San Diego, 11/18/73
- Winslow Oliver, vs. Carolina, 9/8/96

KickoffReturns

MOST RETURNS

Career

- 243 Michael Lewis, 2001-06 (24.3 avg.)
- 229 Tyrone Hughes, 1993-96 (25.0 avg.)
- 124 Rich Mauti, 1977-80, 1982-83 (22.9 avg.)
- 106 Fred McAfee, 1991-93, 2000-06 (21.0 avg.)
- 94 Courtney Roby, 2008- (25.6 avg.)

Season

- 70 Michael Lewis, 2002 (25.8 avg.)
- 70 Tyrone Hughes, 1996 (25.6 avg.)
- 66 Tyrone Hughes, 1995 (24.5 avg.)
- 63 Tyrone Hughes, 1994 (24.7 avg.)
- 53 Dino Philyaw, 1999 (22.0 avg.)

Game

- 8 Tyrone Hughes, vs. San Diego, 10/16/94 (196 yds.)
- Tyrone Hughes, at Minnesota, 11/19/95 (156 yds.)
- Michael Lewis, at Detroit, 9/29/02 (158 yds.)
- Aaron Stecker, vs. Carolina, 12/5/04 (214 yds.)
- Pierre Thomas, vs. St. Louis, 11/11/07 (233 yds.)**

Opponent

- 8 Troy Walters, vs. Minnesota, 10/7/01 (178 yds.)

MOST YARDS

Career

- 5,903 Michael Lewis, 2001-06 (243 ret.)
- 5,717 Tyrone Hughes, 1993-96 (229 ret.)
- 2,836 Rich Mauti, 1977-80, 82-83 (124 ret.)
- 2,411 Courtney Roby, 2008- (94 ret.)**
- 2,233 Fred McAfee, 1991-93, 2000-06 (106 ret.)

Season

- 1,807 Michael Lewis, 2002 (70 ret.)
- 1,791 Tyrone Hughes, 1996 (70 ret.)
- 1,617 Tyrone Hughes, 1995 (66 ret.)
- 1,556 Tyrone Hughes, 1994 (63 ret.)
- 1,215 Michael Lewis, 2004 (53 ret.)

Game

- 304 Tyrone Hughes, vs. L.A. Rams 10/23/94 (7 ret.)
- 233 Pierre Thomas, vs. St. Louis, 11/11/07 (8 ret.)**
- 215 Dino Philyaw, vs. St. Louis 12/12/99 (7 ret.)
- 214 Aaron Stecker, vs. Carolina, 12/5/04 (8 ret.)
- 205 Tyrone Hughes, at Cincinnati 9/15/96 (7 ret.)

Opponent

- 230 Domenik Hixon, vs. N.Y. Giants 10/18/09 (7 ret.)
- 203 Jason Tucker, vs. Dallas 12/24/99 (6 ret.)
- 198 Clarence Verdin, at Atlanta 12/11/94 (7 ret.)

HIGHEST RETURN AVERAGE

Career (minimum 25 returns)

- 26.3 Walt Roberts, 1967 (28 ret.)
- 26.1 John Gilliam, 1967-68, 77 (31 ret.)
- 25.6 Courtney Roby, 2008- (94 ret.)**
- 25.5 Eric Guliford, 1997-98 (61 ret.)
- 25.0 Tyrone Hughes, 1993-96 (229 ret.)

Season (minimum 10 returns)

- 30.1 John Gilliam, 1967 (16 ret.)
- 27.9 Don Shy, 1969 (16 ret.)
- 27.9 Mel Gray, 1986 (31 ret.)
- 27.8 Bobby Morse, 1989 (10 ret.)
- 27.6 Rod McNeill, 1975 (10 ret.)

KICKOFFS RETURNED FOR TOUCHDOWNS (15)

- 102 Eric Guliford, at St. Louis, 8/31/97
- 101 Mel Gray, at San Francisco, 9/21/86
- 100 Aaron Craver, at Minnesota, 11/8/98
- 99 Bobby Morse, at Detroit, 12/3/89
- Tyrone Hughes, at Minnesota, 11/28/93
- 98 Tyrone Hughes, vs. L.A. Rams, 10/23/94
- 98 Aaron Stecker, at Tampa Bay, 12/19/04
- 97 Michael Lewis, vs. Minnesota, 12/15/02
- Courtney Roby, at St. Louis, 11/15/09**
- 96 Michael Lewis, vs. Atlanta, 12/26/04
- 94 John Gilliam, vs. L.A. Rams, 9/17/67
- 92 Clarence Chapman, at San Francisco, 11/27/77
- 92 Tyrone Hughes, vs. L.A. Rams, 10/23/94
- 91 Walt Roberts, vs. Philadelphia, 11/5/67
- 90 Michael Lewis, at Washington, 10/13/02

Opponent (13) - Longest

- 105 Travis Williams, at L.A. Rams, 12/5/71
- 100 Rod Smart, at Carolina, 10/5/03
- Maurice Jones-Drew, vs. Jacksonville, 11/4/07
- 98 Dexter Carter, at San Francisco, 12/1/91
- 95 Nate Lewis, at San Diego, 11/17/91
- Michael Bates, at Carolina, 1/2/00

Combined Kickoff/Punt Returns

MOST RETURNS

Career

- 385 Michael Lewis, 2001-06
- 345 Tyrone Hughes, 1993-96
- 199 Rich Mauti, 1977-80, 82-83
- 142 Mel Gray, 1986-88
- 118 Eric Guliford, 1997-98

INDIVIDUAL RECORDS

Season

114	Michael Lewis, 2002
100	Tyrone Hughes, 1996
94	Tyrone Hughes, 1995
90	Eric Guliford, 1997
85	Michael Lewis, 2004

Game

11	Tyrone Hughes, at Carolina, 10/22/95
	Tyrone Hughes, vs. Arizona, 9/22/96
	Michael Lewis, at Carolina, 11/10/02
10	Tyrone Hughes, vs. L.A. Rams, 10/23/94
	Chad Morton, vs. Detroit, 9/3/00
	Chad Morton, at San Diego, 9/10/00
	Michael Lewis, at Carolina, 10/14/01
	Michael Lewis, at Detroit, 9/29/02
	Az-Zahir Hakim, at St. Louis, 10/23/05

MOST YARDS

Career

7,385	Michael Lewis, 2001-06
6,777	Tyrone Hughes, 1993-96
3,446	Rich Mauti, 1977-80, 82-83
2,829	Mel Gray, 1986-88
2,411	Courtney Roby, 2008-

Season

2,432	Michael Lewis, 2002 - NFL RECORD
1,943	Tyrone Hughes, 1996
1,879	Tyrone Hughes, 1995
1,699	Tyrone Hughes, 1994
1,626	Eric Guliford, 1997

Game

347	Tyrone Hughes, vs. L.A. Rams, 10/23/94
286	Michael Lewis, at Washington, 10/13/02
233	Pierre Thomas, vs. St. Louis, 11/11/07
232	Eric Guliford, at St. Louis, 8/31/97
231	Chad Morton, at San Diego, 9/10/00

Opponent

233	Chuck Latourette, vs. St. Louis, 9/29/68
225	Brian Mitchell, vs. Washington, 9/11/94

MOST RETURNS FOR TOUCHDOWNS

Career

5	Tyrone Hughes, 1993-95
4	Michael Lewis, 2001-06
	Reggie Bush, 2006-10

Season

3	Tyrone Hughes, 1993
	Michael Lewis, 2002
	Reggie Bush, 2008

Game

2	Tyrone Hughes, vs. L.A. Rams, 10/23/94
	Michael Lewis, at Washington, 10/13/02
	Reggie Bush, vs. Minnesota, 10/6/08

Opponent

1	38 times
---	----------

Interceptions

MOST INTERCEPTIONS

Career

37	Dave Wayner, 1980-89 (395 yds.)
36	Tommy Myers, 1972-81 (621 yds.)
28	Sammy Knight, 1997-2002 (464 yds.)
21	Gene Atkins, 1987-93 (324 yds.)
19	Dave Whitsell, 1967-69 (242 yds.)

Season

10	Dave Whitsell, 1967 (178 yds.)
9	Dave Wayner, 1986 (48 yds.)
	Darren Sharper, 2009 (376 yds.)
7	Tommy Myers, 1979 (127 yds.)

Game

3	Tommy Myers vs. Minnesota, 9/3/78 (151 yds.)
	Dave Wayner vs. Philadelphia, 10/6/85 (28 yds.)
	Reggie Sutton at Chicago, 10/18/87 (42 yds.)
	Gene Atkins at Phoenix, 12/22/91 (198 yds.)
	Sammy Knight at Buffalo, 9/9/01 (40 yds.)

Opponent

3	Pat Thomas vs. L.A. Rams, 10/7/79 (5 yds.)
	Leonard Coleman at Indianapolis, 10/12/86 (31 yds.)
	Rod Woodson at San Francisco, 9/14/97 (81 yds.)
	Ronde Barber at Tampa Bay, 12/23/01 (56 yds.)
	Keith Bulluck, vs. Tennessee, 9/24/07 (51 yds.)

MOST YARDS RETURNED

Career

621	Tommy Myers, 1972-81 (36 ret.)
464	Sammy Knight, 1997-2002 (28 ret.)
395	Dave Wayner, 1980-89 (37 ret.)
376	Darren Sharper, 2009-10 (9 ret.)
324	Gene Atkins, 1987-93 (21 ret.)

Season

376	Darren Sharper, 2009 (9 ret.) NFL Record
198	Gene Atkins, 1991 (5 ret.)
178	Dave Whitsell, 1967 (10 ret.)
171	Sammy Knight, 1998 (6 ret.)
167	Tommy Myers, 1978 (6 ret.)

Game

151	Tommy Myers, vs. Minnesota, 9/3/78 (3 ret.)
105	Malcolm Jenkins, vs. St. Louis, 12/12/10 (2 ret.)
99	Gene Atkins, at Phoenix, 12/22/91 (3 ret.)
	Darren Sharper, vs. N.Y. Jets, 10/4/09 (1 ret.)
98	Sammy Knight, at Minnesota, 11/8/98 (2 ret.)

Opponent

95	Nick Barnett, at Green Bay, 10/9/05 (1 ret.)
	Chevis Jackson, at Atlanta, 11/9/08 (1 ret.)

MOST RETURNS FOR TOUCHDOWNS

Career

4	Sammy Knight, 1997-2002
3	Jim Merlo, 1973-79
	Brett Maxie, 1985-93
	Darren Sharper, 2009-10
2	Dave Whitsell, 1967-69
	Tommy Myers, 1972-81
	Johnnie Poe, 1981-87
	Dennis Winston, 1982-85
	Toi Cook, 1987-93
	Mike McKenzie, 2004-09
	Jabari Greer, 2009-

Season

3	Darren Sharper, 2009
2	Dave Whitsell, 1967
	Jim Merlo, 1976
	Dennis Winston, 1984
	Sammy Knight, 1998
	Sammy Knight, 2000
	Mike McKenzie, 2007

Game

1	53 times (last: Malcolm Jenkins vs. St. Louis, 12/12/10)
Opponent	
2	Eric Allen, at Philadelphia 12/26/93
	David Bowens, vs. Cleveland 10/24/10

LONGEST RETURNS

99t	Darren Sharper, vs. N.Y. Jets, 10/4/09
97t	Tommy Myers, vs. Minnesota, 9/3/78
	Darren Sharper, at Philadelphia, 9/20/09
96t	Malcolm Jenkins, vs. St. Louis, 12/12/10
94t	Bo Burris, vs. Minnesota, 10/13/68
Opponent	
95t	Nick Barnett, at Green Bay, 10/9/05
	Chevis Jackson, at Atlanta, 11/9/08

INDIVIDUAL RECORDS

Quarterback Sacks (since 1982)

MOST SACKS

Career

115	Rickey Jackson, 1981-93
82.5	Wayne Martin, 1989-99
76.5	Pat Swilling, 1986-92
55	Will Smith, 2004-
52.5	Frank Warren 1981-89, 91-94

Season

17	La'Roi Glover, 2000
17	Pat Swilling, 1991
16.5	Pat Swilling, 1989
15.5	Wayne Martin, 1992
13.5	Rickey Jackson, 1992
	Charlie Clemons, 2001

Game

4	Rickey Jackson, at Atlanta, 12/14/86
	Rickey Jackson, at Detroit, 9/18/88
	Pat Swilling, vs. Tampa Bay, 11/11/90
	Wayne Martin, vs. Atlanta, 12/3/92
	Wayne Martin, vs. Detroit, 9/21/97
3.5	Jim Wilks, at Philadelphia, 12/11/83
	Pat Swilling, at Atlanta, 11/19/89

Opponent

6	Fred Dean, at San Francisco 11/13/83
---	--------------------------------------

Fumbles

MOST OPPONENT FUMBLES RECOVERED

Career

26	Rickey Jackson, 1981-93
17	Sam Mills, 1986-94
14	Dave Waymer, 1980-89
13	Gene Atkins, 1987-93
13	Wayne Martin, 1989-99

Season

7	Rickey Jackson, 1990
5	Joe Federspiel, 1975
	Maurice Spencer, 1976
	Jack Del Rio, 1985
	James Geathers, 1989
	Sammy Knight, 2001

Game

3	Maurice Spencer, vs. Atlanta 10/10/76
---	---------------------------------------

LONGEST FUMBLE RETURN

90t	Keith Mitchell, at Carolina, 11/12/00
86t	Tyrone Hughes, vs. San Francisco, 11/28/94
85t	Ernie Jackson, vs. Atlanta, 10/15/72
76t	Sam Mills, at N.Y. Jets, 12/26/92

Opponent

98t	Toby Wright, vs. L.A. Rams, 10/23/94
96t	C.L. Whittington, vs. Houston, 10/3/76

MOST OWN FUMBLES RECOVERED

Game

3	Marcus Dowdell at Phoenix, 10/18/92
	Kyle Turley vs. St. Louis, 12/24/00

MOST FUMBLES RETURNED FOR TOUCHDOWNS

Career

2	Robert "Pig" Goff, 1990-95
	Tyrone Hughes, 1993-95
	Sam Mills, 1986-94
	Tommy Myers, 1972-81
	Frank Warren, 1981-89, 91-93
	Keith Mitchell, 1997-2001

Season

2	Robert "Pig" Goff, 1992
	Tyrone Hughes, 1994

MOST TIMES FUMBLED

Career

62	Archie Manning, 1971-75, 77-82
59	Aaron Brooks, 2000-05
42	Drew Brees, 2006-
30	Dalton Hilliard, 1986-93
27	George Rogers, 1981-84
	Bobby Hebert, 1985-89, 91-92

Season

14	Aaron Brooks, 2002 (11 lost)
13	Aaron Brooks, 2001 (3 lost)
	Aaron Brooks, 2004 (2 lost)
11	George Rogers, 1981 (6 lost)

Game

4	Aaron Brooks, vs. Tampa Bay, 12/7/03 (3 lost)
3	Billy Kilmer, at St. Louis 12/3/67
	Billy Kilmer, vs. Cleveland 10/12/69
	Howard Stevens, at Dallas 9/24/73
	Hokie Gajan, vs. Tampa Bay 9/22/85 (2 lost)
	Rueben Mayes, vs. S.F. 10/25/87 (2 lost)
	Rueben Mayes, at Pittsburgh 11/29/87 (2 lost)
	Heath Shuler, vs. Atlanta 10/12/97 (1 lost)
	Ricky Williams, vs. S.F. 1/6/02 (2 lost)
	Aaron Brooks, at Cincinnati, 12/22/02 (3 lost)
	Aaron Brooks, vs. San Francisco, 9/19/04 (2 lost)
	Drew Brees, at Green Bay, 9/17/06 (2 lost)

* - Records as a result of the strike-shortened season in 1982 (nine games)

Scoring

MOST POINTS

Season

510 2009

463 2008

432 2002

Opponent

487 1980

Game

51 Saints 51 at St. Louis 42, 11/2/69; Saints 51 at Seattle 27, 11/21/76; Saints 51 vs. Green Bay 29, 11/24/08

Opponent

62 Atlanta 62 at Saints 7, 9/16/73

Half

42 at Tampa Bay, 10/14/79 (Second half)

Opponent

38 Atlanta, 9/16/73 (Second half)

Quarter

28 at Seattle, 11/21/76 (3rd); vs. Oakland, 12/3/79 (2nd)

25 at St. Louis, 10/28/01 (3rd)

Opponent

28 at Philadelphia, 11/19/67 (2nd); at Chicago, 10/10/71 (2nd); vs. L.A. Rams, 10/7/79 (2nd).

FEWEST POINTS

Season

129 1982*

163 1973

Opponent

160 1982*

202 1992

Game

0 14 times (last vs. San Francisco, 1/6/02)

Opponent

0 12 times (last at N.Y. Jets, 12/24/95)

MOST TOUCHDOWNS

Season

64 2009

57 2008

49 2002, 2006

Opponent

60 1980

Game

7 at St. Louis, 11/2/69; vs. N.Y. Giants, 10/18/09

6 at Seattle, 11/21/76; at Chicago, 10/2/77; at Tampa Bay, 10/14/79; vs. Denver, 11/20/88; at Atlanta, 10/19/03; vs. N.Y. Giants, 12/14/03; at Dallas, 11/24/08; at Detroit, 12/21/08; vs. Detroit, 9/13/09; at Philadelphia, 9/20/09; at Miami, 10/25/09

Opponent

8 vs. Atlanta, 9/16/73

FEWEST TOUCHDOWNS

Season

16 1973, 1982*

17 1970

Opponent

19 1982*

23 1991

MOST GAMES WITHOUT YIELDING

A TOUCHDOWN

5 1991 (Two shutouts)

MOST TOUCHDOWNS RUSHING

Season

28 1979

21 2009

20 1987, 2008

Opponent

28 1980

Game

5 at Tampa Bay, 10/14/79

Opponent

5 at St. Louis, 10/23/77 at N.Y. Giants, 9/24/95.

FEWEST TOUCHDOWNS RUSHING

Season

4 1970, 1985

5 1972, 1973

Opponent

6 1987, 1991

MOST TOUCHDOWNS PASSING

Season

34 2008, 2009

33 2010

28 2007

Opponent

34 1999

Game

6 at St. Louis, 11/2/69; vs. Detroit, 9/13/09

Opponent

6 at St. Louis, 11/2/69

FEWEST TOUCHDOWNS PASSING

Season

8 1975, 1976, 1981, 1982*

Opponent

11 1982*

12 1991

13 1992, 2010

MOST FIELD GOALS

Season

33 1987 (42 attempts)

31 1985 (35 attempts)

31 2002 (35 attempts)

Opponent

34 2008 (39 attempts)

Game

5 at Green Bay (Milw.), 11/28/71 (6 att.); vs. L.A. Rams, 12/1/85 (5 att.); vs. San Francisco, 10/25/87 (7 att.);

vs. Atlanta, 12/3/92 (5 att.); at Atlanta, 12/11/94 (5 att.); vs. Minnesota, 10/7/01 (5 att.); at St. Louis, 10/28/01 (5 att.); at St. Louis, 9/26/04 (6 att.)

Opponent

6 at N.Y. Jets, 12/3/72 (7 att.); vs. San Francisco, 10/16/83 (6 att.); vs. Atlanta, 11/13/94 (6 att.); vs. Carolina, 12/5/04 (6 att.)

MOST DEFENSIVE TOUCHDOWNS

Season

9 1998

8 2009

6 1992

Opponent

9 1993

MOST POINTS AFTER TOUCHDOWN

Season

60 2009 (63 att.)

53 2008 (54 att.)

46 2006 (47 att.)

Opponent

56 1980 (60 att.)

Game

6 at St. Louis, 11/2/69 (7 att.); at Seattle, 11/21/76 (6 att.); at Chicago, 10/2/77 (6 att.); at Tampa Bay, 10/14/79 (6 att.); vs. Denver, 11/20/88 (6 att.); at Atlanta, 10/19/03 (6 att.); vs. N.Y. Giants, 12/14/03 (6 att.); at Dallas, 12/10/06 (6 att.); vs. Green Bay, 11/24/08; at Detroit, 12/21/08; vs. Detroit, 9/13/09; at Philadelphia, 9/20/09; vs. N.Y. Giants, 10/18/09

Opponent

8 vs. Atlanta 9/16/73 (8 att.)

FEWEST POINTS AFTER TOUCHDOWN

Season

15 1982* (16 att.)

16 1970 (17 att.), 1973 (16 att.)

Opponent

19 1982* (19 att.)

22 1991 (23 att.), 1992 (24 att.)

MOST TWO-POINT CONVERSIONS

Season

4 2002 (11 att.), 2007 (5 att.)

3 1999 (6 att.)

2 1994 (6 att.), 1995 (9 att.), 1996 (6 att.), 2006 (2 att.)

Opponent

4 2002 (5 att.)

3 1994 (4 att.), 1995 (5 att.), 2008 (4 att.)

Game

2 vs. St. Louis, 11/11/07
1 22 times (last at Chicago, 12/30/07)

Opponent

2 vs. Carolina, 11/26/95

TEAM RECORDS

GREATEST MARGIN OF VICTORY

42 Denver 0 at Saints 42,
11/20/88

GREATEST MARGIN OF DEFEAT

55 Atlanta 62 at Saints 7, 9/16/73

MOST CONSECUTIVE GAMES

SCORING

216 12/11/83 through 10/12/97
(streak ended vs. Carolina
10/19/97)

LONGEST WINNING STREAK

13 9/13-12/13/09
9 11/1-12/27/87; 12/23/90-
10/20/91

LONGEST LOSING STREAK

14 9/7-12/7/80

FirstDowns

MOST FIRST DOWNS

Season

354 2008
351 2010
348 2009

Opponent

360 1980

Game

32 vs. Atlanta, 1/2/83
vs. Atlanta, 10/16/05
vs. Jacksonville, 11/4/07
at Detroit, 12/21/08

Opponent

35 vs. Atlanta, 9/2/79

FEWEST FIRST DOWNS

Season

173 1982*
183 1970

Opponent

151 1982*
214 1991

Game

2 at San Francisco, 10/21/73
3 vs. St. Louis, 10/5/80

Opponent

6 vs. L.A. Rams, 9/15/91; vs.
Minnesota, 9/22/91; vs. L.A.
Raiders, 12/16/91; at New
England, 11/8/92; at New York
Giants, 12/24/06

MOST FIRST DOWNS RUSHING

Season

160 1979
135 1983

Opponent

178 1980

Game

19 at Seattle 11/21/76

Opponent

23 vs. St. Louis 10/4/80

FEWEST FIRST DOWNS RUSHING

Season

55 1970
67 1967, 1998

Opponent

58 1982*
63 1991

Game

0 at Philadelphia, 10/26/69; vs.
St. Louis, 10/5/80; vs. San
Francisco, 9/3/95; at Baltimore
Ravens, 12/19/99; at
Jacksonville, 12/21/03; vs.
Baltimore Ravens, 10/29/06

Opponent

0 vs. New England, 11/30/86; at
Detroit, 9/18/88; vs. Carolina,
10/15/00

MOST FIRST DOWNS PASSING

Season

236 2010
232 2007, 2008
215 2009

Opponent

208 1994, 1998

Game

25 vs. Cincinnati, 11/19/06
vs. Jacksonville, 11/11/07

24 vs. Washington, 9/11/94

Opponent

23 at Minnesota, 11/6/94

FEWEST FIRST DOWNS PASSING

Season

76 1982*
82 1975

Opponent

81 1982*
103 1977

Game

0 at San Francisco, 10/21/73

Opponent

0 at St. Louis, 10/11/87

MOST FIRST DOWNS BY PENALTY

Season

41 2005
32 1999, 2004
31 1969, 1971, 2002

Opponent

34 1987
33 2005

Game

7 at N.Y. Jets, 10/26/86; at
Tampa Bay, 9/24/89; at
Atlanta, 12/5/99

Opponent

6 vs. San Francisco, 10/25/87; at
New England, 11/12/89; at St.
Louis, 11/26/00; at Atlanta,
12/9/01

NetYards

MOST YARDS

Season

6,571 2008 (1,594 rush, 4,977 pass)
6,461 2009 (2,106 rush, 4,355 pass)
6,264 2006 (1,761 rush, 4,503 pass)

Opponent

6,218 1980 (3,106 rush, 3,112 pass)

Game

595 vs. Cincinnati, 11/19/06 (91
rush, 504 pass)
557 at Atlanta, 9/12/93 (227 rush,
330 pass)

Opponent

605 vs. Minnesota, 10/17/04 (188
rush, 417 pass)
552 vs. Atlanta, 9/2/79 (257 rush,
295 pass)

FEWEST YARDS

Season

2,655 1982* (1,257 rush, 1,398 pass)
3,187 1975 (1,642 rush, 1,545 pass)

Opponent

2,607 1982* (974 rush, 1,633 pass)
3,797 1974 (1,758 rush, 2,039 pass)

Game

60 vs. Minnesota, 11/16/75 (67
rush, -7 pass)
80 vs. St. Louis, 10/5/80 (15 rush,
65 pass)

Opponent

117 vs. L.A. Raiders, 12/16/91 (71
rush, 46 pass)
120 vs. L.A. Rams, 9/15/91 (77
rush, 43 pass)

HIGHEST AVERAGE PER

OFFENSIVE PLAY

Season

6.3 2008 (1,047 plays-6,571 yds.)
2009 (1,032 plays-6,461 yds.)
5.8 2006 (1,075 plays-6,264 yds.)

Opponent

6.1 1969 (822 plays-5,018 yds.)

Game

9.6 vs. New England, 11/30/09 (480 yds.)
9.0 at New England, 12/3/95 (432 yds.)
8.3 at Atlanta, 9/12/93 (557 yds.)

Opponent

8.9 vs. Minnesota, 10/17/04 (605 yds.)

LOWEST AVERAGE PER

OFFENSIVE PLAY

Season

3.5 1975 (908 plays-3,189 yds.)
4.0 1973 (929 plays-3,744 yds.),
1974 (872 plays-3,501 yds.)

Opponent

4.3 1992 (949 plays-4,075 yds.),
1997 (1073 plays-4,645 yds.)

Rushing

MOST YARDS

Season

2,476 1979 (551 att.)
2,461 1983 (595 att.)

Opponent

3,106 1980 (630 att.)

Game

307 at L.A. Rams, 11/8/81 (52 att.)
299 at Kansas City, 9/26/76 (44 att.)

Opponent

340 vs. L.A. Rams, 11/25/73 (55 att.)

FEWEST YARDS

Season

1,192 1967 (334 att.)
1,215 1970 (371 att.)

Opponent

974 1982* (255 att.)
1,213 1991 (334 att.)

Game

7 vs. San Francisco, 10/1/72 (16 att.)
11 vs. N.Y. Giants, 12/20/93 (12 att.)
at Baltimore, 12/19/99 (16 att.)

Opponent

2 vs. New England, 11/30/86 (18 att.)

MOST ATTEMPTS

Season

595 1983 (2,461 yds.)
569 1987 (2,190 yds.)

Opponent

630 1980 (3,106 yds.)

Game

55 at Atlanta, 10/20/74 (232 yds.)
at San Francisco 10/15/78
(175 yds.).

Opponent

62 vs. St. Louis, 10/5/80 (330 yds.)

FEWEST ATTEMPTS

Season

331 1982* (1257 yds.)
334 1967 (1193 yds.)

Opponent

255 1982* (974 yds.)
334 1991 (1213 yds.)

Game

9 vs. St. Louis, 10/5/80 (15 yds.)
vs. Denver, 12/3/00 (21 yds.).

Opponent

10 vs. Dallas 9/10/89 (20 yds.)
at St. Louis, 11/26/00 (28 yds.)

HIGHEST AVERAGE PER RUSH

Season

4.5 2009 (468 att.-2,106 yds.)
1979 (551 att.-2,476 yds.)
2002 (448 att.-2,000 yds.)
4.3 1969 (399 att.-1,705 yds.)
1993 (414 att.-1,766 yds.)

Opponent

4.9 1980 (630 att.-3,106 yds.)
2006 (418 att.-2,063 yds.)

Game

7.4 vs. Philadelphia, 10/1/95
(16 att.-119 yds.)
7.3 at Atlanta, 9/12/93
(31 att.-227 yds.)

Opponent

8.3 at Pittsburgh, 11/12/06
(26 att.-217 yds.)
8.1 at Carolina, 11/30/97
(23 att.-186 yds.)

LOWEST AVERAGE PER RUSH

Season

3.3 1970 (371 att.-1,215 yds.)
3.4 1996 (386 att.-1,308 yds.)

Opponent

3.2 1986 (486 att.-1,559 yds.)

Game

0.4 vs. San Francisco, 10/1/72
(16 att.-7 yds.)

Opponent

0.1 vs. New England, 11/30/86
(18 att.-2 yds.)

Passing

MOST NET YARDS

Season

4,977 2008
4,503 2006
4,441 2010

Opponent

3,968 1998
3,924 2007

Game

504 vs. Cincinnati, 11/19/06
435 vs. Jacksonville, 11/4/07

Opponent

426 at St. Louis, 10/28/01

FEWEST NET YARDS

Season

1,398 1982*
1,545 1975

Opponent

1,633 1982*
1,893 1977

Game

-15 at San Francisco, 10/21/73
-7 vs. Minnesota, 11/16/75

Opponent

4 at St. Louis, 10/11/87

MOST ATTEMPTS

Season

661 2010 (450 comp.)
652 2007 (440 comp.)
636 2008 (413 comp.)

Opponent

577 1989 (320 comp.)

Game

60 vs. Denver, 11/21/04 (34 comp.)
at Chicago, 12/30/07 (35 comp.)
58 at Atlanta, 11/9/08 (31 comp.)

Opponent

59 at New England, 11/12/89
(27 comp.)

FEWEST ATTEMPTS

Season

248 1982* (137 comp.)
321 1977 (166 comp.)

Opponent

290 1977 (154 comp.)

Game

4 at San Francisco, 10/15/78
(2 comp.)

Opponent

10 at New England, 12/4/83
(3 comp.)
at St. Louis, 10/1/87 (3 comp.)

MOST COMPLETIONS

Season

450 2010 (661 att.)
440 2007 (652 att.)
413 2008 (635 att.)

Opponent

353 1994 (559 att.)

Game

39 at Denver, 9/21/098 (48 att.)
37 vs. Cincinnati, 11/19/06 (52 att.)
vs. Cleveland, 10/24/10 (56 att.)

Opponent

33 at Minnesota, 11/6/94 (57 att.)

FEWEST COMPLETIONS

Season

137 1982* (248 att.)
163 1973 (338 att.)

Opponent

149 1982* (245 att.)
153 1968 (366 att.)

Game

2 at San Francisco, 10/15/78 (4 att.)

Opponent

3 at New England, 12/4/83 (10 att.)
at St. Louis, 10/11/87 (10 att.)

HIGHEST COMPLETION PERCENTAGE

Season

69.5 2009 (378 comp.-544 att.)
68.1 2010 (450 comp.-661 att.)
67.5 2007 (440 comp.-652 att.)

Opponent

63.1 1994 (353 comp.-559 att.)

Game

87.0 vs. Denver, 11/20/88
(20 comp.-23 att.)
86.7 vs. Arizona, 12/16/07
(26 comp.-30 att.)

vs. Oakland, 10/12/08
(26 comp.-30 att.)

Opponent

90.5 vs. Green Bay, 12/13/81 (19
comp.-21 att.)

LOWEST COMPLETION PERCENTAGE

Season

46.2 1975 (181 comp.-392 att.)
47.0 1971 (182 comp.-387 att.)

Opponent

41.8 1968 (153 comp.-366 att.)

TEAM RECORDS

Game

- 23.5 vs. L.A. Rams, 9/3/81
(4 comp.-17 att.)
26.9 at Chicago, 10/7/84
(7 comp.-26 att.)

Opponent

- 22.7 vs. Chicago, 10/27/91
(5 comp.-22 att.)

MOST PASSES INTERCEPTED

Season

- 33 1997
30 1999

Opponent

- 30 1987

Game

- 6 vs. Atlanta, 9/16/73
at San Francisco, 9/14/97
5 vs. L.A. Rams, 10/7/79

Opponent

- 7 vs. Green Bay, 9/14/86

FEWEST PASSES HAD INTERCEPTED

Season

- 8 2003
12 1987, 2009

Opponent

- 8 1990

Interceptions

MOST INTERCEPTIONS

Season

- 30 1987
29 1991

Opponent

- 33 1997

Game

- 7 vs. Green Bay, 9/14/86
5 at Atlanta, 11/1/87
vs. N.Y. Giants, 11/22/87
at Philadelphia, 10/13/91
at Phoenix, 12/22/91

Opponent

- 6 vs. Atlanta, 9/16/73
vs. San Francisco, 9/14/97

FEWEST INTERCEPTIONS

Season

- 8 1990
9 1982*, 2010

Opponent

- 8 2003

MOST RETURN YARDAGE

Season

- 652 2009 (26 int.)
482 1991 (29 int.)
466 1998 (21 int.)

Opponent

- 483 1999 (30 int.)

Game

- 176 vs. Minnesota, 9/3/78 (4 int.)
126 vs. Minnesota, 10/13/68 (2 int.)

Opponent

- 136 at Minnesota, 12/4/88 (2 int.)

FEWEST RETURN YARDAGE

Season

- 73 1969 (12 int.)
83 1977 (10 int.)

Opponent

- 79 1982* (14 int.)
93 1996 (17 int.)

MOST RETURNS FOR TOUCHDOWNS

Season

- 5 1998, 2009
4 2000

Opponent

- 6 1993

Game

- 2 at Miami, 10/25/09

Opponent

- 3 vs. Tampa Bay, 12/11/77

Fumbles

MOST

Season

- 40 1981 (20 lost)
37 1983 (22 lost)

Opponent

- 43 1975 (23 lost)

Game

- 7 at L.A. Rams, 11/8/81 (2 lost);
vs. New England, 11/30/86 (5 lost).

Opponent

- 7 vs. Cleveland, 12/12/71 (5 lost);
at L.A. Rams, 12/16/79 (4 lost);
at N.Y. Jets, 10/26/86 (2 lost);
at Dallas, 11/25/10 (2 lost).

FEWEST

Season

- 17 1982* (10 lost)
18 2008 (8 lost)
19 1968 (11 lost); 1995 (11 lost)

Opponent

- 16 2008 (7 lost)
18 2009 (13 lost)

MOST LOST

Season

- 22 1983 (37 fumbles)
22 1997 (34 fumbles)

Opponent

- 27 1976 (38 fumbles)

Game

- 5 vs. New England, 11/30/86 (7 fumbles)

Opponent

- 5 vs. Dallas, 11/3/68 (5 fumbles); vs. Cleveland, 12/12/71 (7 fumbles); at Atlanta, 11/25/79 (6 fumbles).

FEWEST LOST

Season

- 8 2008 (18 fumbles)
9 1999 (26 fumbles)
2010 (23 fumbles)

Opponent

- 7 2008 (16 fumbles)
8 2006 (22 fumbles)

MOST RETURNED FOR TOUCHDOWNS

Season

- 5 1998
3 1992, 2009

Opponent

- 4 1975

Game

- 2 at San Francisco, 10/19/75

Opponent

- 2 at St. Louis, 10/11/87
at Arizona, 10/10/10

Turnovers

MOST

Season

- 55 1997
47 1981, 1983

Opponent

- 49 1981, 1987

Game

- 8 vs. Atlanta, 9/16/73
vs. Detroit, 10/28/90
at San Francisco, 9/14/97

Opponent

- 8 at St. Louis, 10/28/01

FEWEST

Season

- 23 2006
24 1982*
25 1971, 1995

Opponent

- 19 2006
22 1969, 1982*, 2008

Quarterback Sacks

MOST

Season

- 66 2000 (378 yds.) - Led NFL
59 1997 (408 yds.) - Led NFL

Opponent

- 58 1985 (461 yds.)

Game

- 9 vs. L.A. Rams, 12/1/85 (69 yds.)
at Atlanta, 12/9/01 (53 yds.)
8 vs. Chicago, 9/18/83 (73 yds.)
vs. Carolina, 10/15/00 (41 yds.)
at Carolina, 11/12/00 (37 yds.)
vs. Carolina, 12/2/01 (60 yds.)

Opponent

- 10 vs. Atlanta, 10/12/97 (76 yds.)

FEWEST

Season

- 17 1970 (136 yds.)
21 1969 (199 yds.)

Opponent

- 13 2008 (92 yds.)
15 1992 (119 yds.)

MOST YARDS LOST

Season

- 437 1983 (56 sacks)
420 1984 (55 sacks)

Opponent

- 461 1985 (58 sacks)

Game

73 vs. Chicago, 9/18/83 (8 sacks)
Opponent
 81 vs. San Diego, 10/9/77 (8 sacks)

Punting

MOST

Season

101 1976 (39.3 avg.)
 92 1975 (41.0 avg.)

Opponent

92 1997 (39.9 avg.)

Game

12 vs. Minnesota, 11/16/75
 11 at San Francisco, 10/21/73
 vs. Washington, 12/26/82
 at Baltimore, 12/19/99

Opponent

12 at Chicago, 10/5/97

FEWEST

Season

46 1982* (43.0 avg.)
 49 1969 (41.4 avg.)

Opponent

50 1971 (41.2 avg.)

Game

0 vs. San Francisco, 10/26/02;
 vs. Atlanta, 1/2/83; at Detroit,
 12/21/08.
 1 17 times (last vs. Seattle,
 11/21/10)

Opponent

0 at N.Y. Giants, 10/8/67
 at San Francisco, 11/14/71
 vs. Cleveland, 9/13/87
 at Minnesota, 11/19/95
 vs. St. Louis, 12/12/99
 vs. Minnesota, 10/17/04

HIGHEST AVERAGE

Season

45.9 2010 (57 punts)
 45.9 1997 (88 punts)

Opponent

45.6 2005 (76 punts)
 44.7 2010 (67 punts)

LOWEST AVERAGE

Season

37.6 1968 (75 punts)
 39.0 1989 (71 punts)

Opponent

37.5 1987 (73 punts)

PuntReturns

MOST RETURNS

Season

53 1989 (428 yds.)
 51 2006 (372 yds.)

Opponent

64 1976 (742 yds.)

Game

7 at Carolina, 11/10/02 (8 yds.)
 vs. New England, 11/30/86 (66 yds.)
 at Detroit, 12/3/89 (48 yds.)
 at Oakland, 11/9/97 (90 yds.)

Opponent

10 vs. Washington, 12/26/82 (106 yds.)

FEWEST RETURNS

Season

16 1971 (100 yds.)
 1972 (43 yds.)
 21 1982* (144 yds.)

Opponent

25 2009 (358 yds.)

MOST YARDS

Season

625 2002 (45 ret.)
 517 1993 (38 ret.)

Opponent

906 1974 (59 ret.)

Game

176 vs. Minnesota, 10/6/08 (5 ret.)
 161 vs. Houston, 10/3/76 (6 ret.)

Opponent

144 vs. L.A. Rams, 10/23/94 (4 ret.)

HIGHEST AVERAGE

Season

13.7 2002 (45 ret.)
 13.6 1993 (38 ret.)
 12.8 1998 (32 ret.)

Opponent

15.4 1974 (59 ret.)

LOWEST AVERAGE

Season

2.7 1972 (16 ret.)
 3.4 1967 (23 ret.)

Opponent

5.5 2002 (38 ret.)
 5.8 1971 (43 ret.)

MOST RETURNS FOR TOUCHDOWNS

Season

3 2008
 2 1993

Opponent

2 1974, 1977, 1983, 1994, 2000

Game

2 vs. Minnesota, 10/6/08
 1 8 times
 (last at Washington, 9/14/08)

Opponent

1 25 times
 (last vs. Tampa Bay, 12/27/09)

MOST RETURNS

Season

88 1980 (22.4 avg.)
 87 2001 (23.3 avg.)

Opponent

85 2002 (21.4 avg.)
 76 1979 (20.0 avg.)
 2008 (24.0 avg.)

Game

9 at Philadelphia, 11/19/67 (231 yds.)
 vs. San Francisco, 10/1/72 (201 yds.)
 vs. Carolina, 12/05/04 (237 yds.)

Opponent

9 vs. Green Bay, 11/24/08 (180 yds.)

FEWEST RETURNS

Season

26 1982* (22.2 avg.)
 42 1992 (19.4 avg.)

Opponent

20 1982* (19.4 avg.)
 33 1973 (21.9 avg.)

MOST YARDS

Season

2,027 2001 (87 ret.)
 1,973 1980 (88 ret.)

Opponent

1,827 2008 (76 ret.)
 1,817 2002 (85 ret.)

Game

304 vs. L.A. Rams, 10/23/94 (7 ret.)
 242 vs. Minnesota, 12/15/02 (6 ret.)
 233 at San Francisco, 9/21/86 (5 ret.)
 vs. St. Louis, 11/4/07 (8 ret.)

Opponent

230 vs. N.Y. Giants, 10/18/09 (8 ret.)
 221 at San Diego, 9/10/00 (6 ret.)

HIGHEST AVERAGE

Season

24.8 2002 (79 ret.)
 24.4 2009 (57 ret.)

Opponent

25.5 1975 (42 ret.)

LOWEST AVERAGE

Season

17.6 1991 (50 ret.)
 18.9 1976 (62 ret.)

Opponent

16.2 1990 (36 ret.)

MOST RETURNS FOR TOUCHDOWNS

Season

2 1967, 1994, 2002, 2004

Opponent

2 1971, 1991, 2000, 2003

Game

2 vs. L.A. Rams 10/23/94

Opponent

1 13 times
 (last at Chicago 12/21/08)

Combined Kickoff/ PuntReturns

MOST YARDS RETURNED

Season

2,581 2002 (625 punt, 1,956 KO)
 2,315 2001 (288 punt, 2,027 KO)
 2,267 2004 (388 punt, 1,879 KO)

Opponent

2,237 2000 (494 punt, 1,743 KO)

TEAM RECORDS

Game

- 354 vs. Minnesota, 10/6/08
(178 punt, 176 kickoff)
347 vs. L.A. Rams, 10/23/94
(43 punt, 304 kickoff)

Opponent

- 341 vs. L.A. Rams, 10/23/94
(144 punt, 197 kickoff)

MOST RETURNED FOR TOUCHDOWNS

Season

- 3 1993 (2 punt, 1 kickoff)
2002 (1 punt, 2 kickoff)
2008 (3 punt)

Opponent

- 4 2000 (2 punt, 2 kickoff)

Game

- 2 vs. L.A. Rams, 10/23/94
(2 kickoff)
vs. Minnesota, 10/6/08
(2 punt)

Opponent

- 1 38 times (last vs. Tampa Bay,
12/27/09) (1 punt)

Penalties

MOST

Season

- 135 2005 (1,130 yards)
129 2004 (1,141 yds.)
124 2000 (1,024 yds.)

Opponent

- 132 1998 (1,164 yds.)

Game

- 17 at St. Louis, 11/26/00 (116 yds.)
16 at Atlanta, 11/17/02 (133 yds.)

Opponent

- 14 7 times, last vs. San Diego,
10/26/08 (134 yds.)

FEWEST

Season

- 58 1973 (516 yds.)
60 1992 (567 yds.)

Opponent

- 52 1982* (459 yds.)
69 1973 (751 yds.)

Game

- 0 vs. Seattle, 11/10/85

Opponent

- 0 at Washington, 9/21/75
at San Francisco, 12/11/8
at San Francisco, 12/23/90
vs. San Francisco, 1/6/02
vs. New England, 11/30/09

MOST PENALTY YARDS

Season

- 1,141 2004 (129 pen.)
1,130 2005
1,044 1978 (104 pen.)

Opponent

- 1,164 1998 (132 pen.)

Game

- 149 at Chicago, 10/8/00 (10 pen.)
142 at N.Y. Giants, 10/6/68 (12
pen.)

Opponent

- 171 at Philadelphia, 11/23/03 (14
pen.)

FEWEST PENALTY YARDS

Season

- 514 1982* (63 pen.)
516 1973 (58 pen.)

Opponent

- 459 1982* (52 pen.)
590 1993 (86 pen.)

Safeties

MOST

Season

- 3 1989
2 1987, 1988, 1998

Opponent

- 3 1983
2 1969, 1973, 1976

Game

- 2 vs. Cleveland, 9/13/87
1 21 times (last at San Francisco,
9/20/10)

Opponent

- 1 25 times (last vs. San Diego
10/26/08)

3rd Down Conversions

MOST

Season

- 106 2003 (229 att.)
2010 (217 att.)
105 2006 (234 att.)

Opponent

- 105 1979 (239 att.)

FEWEST

Season

- 48 1982* (128 att.)
54 1997 (207 att.)

Opponent

- 36 1982* (103 att.)
49 1991 (188 att.)

TWO-TEAM RECORDS

Scoring

MOST POINTS

93 New Orleans 51 at St. Louis 42, 11/2/69

FEWEST POINTS

6 L.A. Rams 0 at New Orleans 6, 11/9/86

MOST TOUCHDOWNS

13 New Orleans 7 at St. Louis 6, 11/2/69

FEWEST TOUCHDOWNS (Final Score)

0 Rams 0 at New Orleans 6, 11/9/86;
Pittsburgh 9 at New Orleans 6, 12/1/90;
New Orleans 9 vs. Tampa Bay 3, 10/25/98

First Downs

MOST FIRST DOWNS

58 Atlanta 35 at New Orleans 23, 9/2/79

FEWEST FIRST DOWNS

20 Minnesota 8 at New Orleans 12, 9/12/70

NetYards

MOST YARDS GAINED

1,064 Atlanta 552 at New Orleans 512, 9/2/79

FEWEST YARDS GAINED

345 New Orleans 179 vs. Atlanta 166, 10/12/97

Rushing

MOST RUSHES

86 New Orleans 39 at Atlanta 47, 12/16/73

MOST YARDS

490 L.A. Rams 340 at New Orleans 150,
11/25/73

FEWEST YARDS

72 New Orleans 11 at Baltimore 61, 12/19/99

MOST TOUCHDOWNS

7 New Orleans 4 at Seattle 3, 11/21/76

Passing

MOST YARDS

785 New Orleans 510 vs. Cincinnati 275, 11/19/06
779 New Orleans 435 vs. Jacksonville 344, 11/4/07

FEWEST YARDS

77 San Francisco 44 at New Orleans 33, 11/13/77

MOST PASSES ATTEMPTED

95 New Orleans 42 at Tampa Bay 53, 9/8/02
94 New Orleans 55 at San Francisco 39, 9/25/94

MOST PASSES COMPLETED

65 New Orleans 35 at Washington 30, 12/6/09
61 New Orleans 29 vs. Seattle 32, 11/21/10

MOST TOUCHDOWNS

12 New Orleans 6 at St. Louis 6, 11/2/69

MOST PASSES INTERCEPTED

9 Green Bay 7 at New Orleans 2, 9/14/86

Punts

MOST

21 New Orleans 9 at Chicago 12, 10/5/97

FEWEST

1 New Orleans 0 at San Francisco 1, 10/20/02
2 New Orleans 1 at Washington 1, 11/18/90
New Orleans 1 at Atlanta, 12/13/09

Penalties

MOST

31 New Orleans 17 at St. Louis 14, 11/26/00

FEWEST

2 New Orleans 2 at San Francisco 0, 12/11/88;
Atlanta 1 at New Orleans 1, 12/3/92

MOST YARDS PENALIZED

272 New Orleans 101 at Philadelphia 171, 11/23/03
248 New Orleans 116 at St. Louis 132, 11/26/00

FEWEST YARDS PENALIZED

11 New Orleans 11 at San Francisco 0, 12/11/88

Fumbles

MOST

10 Cleveland 7 at New Orleans 3, 12/12/71;
New Orleans 5 at Carolina 5, 10/14/01;
New Orleans 5 at St. Louis 5, 10/28/01

Turnovers

MOST

11 Dallas 7 at New Orleans 4, 11/3/68;
Chicago 5 at New Orleans 6, 9/18/83

Quarterback Sacks

MOST

15 Atlanta 10 at New Orleans 5, 10/12/97

CONSECUTIVERECORDS

Individual

GAMES PLAYED

- 147 Jim Dombrowski (10/25/87 — 11/3/96)
- 144 Wayne Martin (9/1/91 — 1/2/00)
- Kevin Houser (9/3/00 — 12/28/08)
- 143 Eric Martin (9/8/85 — 1/2/93)
- 122 Morten Andersen (10/25/87 — 12/24/94)

GAMES STARTED

- 144 Wayne Martin (9/1/91 — 1/2/99)
- 91 Rickey Jackson (9/6/81 — 9/20/87)
- 90 Jim Dombrowski (10/25/87 — 12/26/92)

GAMES, SCORING POINTS

- 174 Morten Andersen (12/11/83 — 12/24/94)

GAMES, SCORING TOUCHDOWN

- 6 Dalton Hilliard (12/18/88 — 10/8/89)
- Dalton Hilliard (10/18 — 11/29/92)
- Pierre Thomas (11/16/ — 12/21/08)**

GAMES, SCORING FIELD GOAL

- 22 John Carney (10/6/02 — 11/16/03)
- 20 Morten Andersen (10/25/87 — 11/6/88)
- 19 Morten Andersen (11/24/85 — 12/7/86)
- 17 Morten Andersen (11/18/90 — 11/10/91)
- 16 Morten Andersen (9/20/92 — 9/12/93)

FIELD GOALS MADE

- 25 Morten Andersen (11/1/92 — 9/12/93)
- 20 Morten Andersen (11/24/85 — 10/5/86)

GAMES, RUSHING TOUCHDOWN

- 5 Dalton Hilliard (10/22 — 11/19/89)
- Ricky Williams (9/24 — 10/29/00)

GAMES, RECEIVING TOUCHDOWN

- 5 Lance Moore (10/26 — 11/30/08)**
- Marques Colston (12/11/08 — 9/20/09)**
- Robert Meachem (11/8 — 12/6/09)**
- 4 Lonzell Hill (9/18 — 10/9/88)
- Dalton Hilliard (10/18 — 11/15/92)
- Quinn Early (10/17 — 11/14/93)
- Quinn Early (11/12 — 12/3/95)
- Joe Horn (12/2 — 12/23/01)
- Donté Stallworth (9/8 — 9/29/02)
- Joe Horn (10/5 — 10/26/03)
- Joe Horn (11/28 — 12/19/04)

GAMES, RUSHING FOR 100 OR MORE YARDS

- 9 Deuce McAllister (9/28 — 11/30/03)
- 5 Ricky Williams (9/17 — 10/22/00)
- 4 Deuce McAllister (10/6 — 10/27/02)
- 3 George Rogers (10/11 — 10/25/81)
- Wayne Wilson (9/25 — 10/9/93)
- Dalton Hilliard (11/12 — 11/26/89)

GAMES, PASSING TOUCHDOWN

- 27 **Drew Brees (10/18/09 — Present)**
- 13 Archie Manning (11/26/78 — 10/28/79)

GAMES, 250+ PASSING YARDS

- 11 Drew Brees (9/20 — 12/5/10)**

GAMES, 300+ PASSING YARDS

- 5 Drew Brees (10/29 — 11/26/06)**

GAMES, NO INTERCEPTIONS

- 6 Aaron Brooks (11/23 — 12/28/03)
- 4 Aaron Brooks (12/1 — 12/22/02)

PASS COMPLETIONS

- 19 Drew Brees (12/27/09)**
- 17 Drew Brees (12/16 — 12/23/07)**

GAMES, PASS RECEPTION

- 105 Eric Martin (11/1/87 — 1/2/94)
- 82 Joe Horn (9/3/00 — 9/25/05)
- 79 Danny Abramowicz (9/17/67 — 12/16/73)

POINTS AFTER TOUCHDOWN

- 119 Morten Andersen (10/22/89 — 12/3/92)
- 88 Doug Brien (11/5/95 — 9/12/99)

Team

REGULAR SEASON VICTORIES

- 13 9/13 — 12/13/09
- 9 11/1 — 12/27/87
- 12/23/90 — 10/20/91
- 7 9/11 — 10/23/88

PRESEASON VICTORIES

- 5 8/12 — 9/9/67

REGULAR SEASON DEFEATS

- 14 9/7 — 12/7/80

PRESEASON DEFEATS

- 6 8/6 — 9/12/71

VICTORIES VS. ONE TEAM

- 7 vs. L.A. Rams; 12/9/90 — 10/3/93

DEFEATS VS. ONE TEAM

- 10 vs. Atlanta; 9/17/95 — 12/5/99

HOME VICTORIES

- 6 9/13 — 11/30/09
- 5 12/31/90 — 10/20/91
- 10/11 — 12/3/92

ROAD VICTORIES

- 10 10/18/87 — 10/6/88
- 8 12/21/08 — 12/13/09

HOME DEFEATS

- 10 12/3/79 — 12/21/80

ROAD DEFEATS

- 14 11/5/72 — 10/13/74
- 14 10/18/98 — 1/2/00

GAMES SCORING

- 216 12/11/83 — 10/12/97
- (5th-longest since 1970 AFL-NFL merger)

GAMES WITH A SACK

- 60 12/24/94 — 11/22/98
- (tied-4th-longest in NFL history)

100-Yard Rushing Games (122)

Yds.	Att.	Player	Opponent	Date
206	24	George Rogers	vs. St. Louis	9/4/83
203	28	Rueben Mayes	vs. Miami	12/7/86
184	19	Deuce McAllister	at Philadelphia	11/23/03
179	40	Ricky Williams	vs. Cleveland	10/31/99
174	20	Ray Zellers	vs. Chicago	10/13/96
173	28	Deuce McAllister	vs. Atlanta	11/16/03
172	24	Rueben Mayes	vs. Tampa Bay	10/19/86
166	33	George Rogers	vs. Dallas	12/19/82
165	30	Deuce McAllister	at Washington	11/30/03
162	29	George Rogers	vs. L.A. Rams	9/13/81
162	29	Mario Bates	vs. Detroit	9/21/97
161	22	Chuck Muncie	vs. Atlanta	9/2/79
161	24	George Rogers	at L.A. Rams	11/8/81
160	34	Wayne Wilson	vs. Miami	10/2/83
160	35	Earl Campbell	at Minnesota	11/24/85
158	29	Dalton Hilliard	at Atlanta	11/19/89
158	15	Chris Ivory	at Tampa Bay	10/17/10
157	33	Rueben Mayes	vs. New England	11/30/86
157	24	Lamar Smith	at Indianapolis	9/27/98
156	29	Ricky Williams	at Atlanta	10/22/00
155	20	Craig Heyward	vs. Tampa Bay	11/11/90
148	22	Alvin Maxson	vs. St. Louis	12/8/74
147	24	Rueben Mayes	vs. Cleveland	9/13/87
147	31	Ricky Williams	at Carolina	10/14/01
146*	14	Tony Galbreath	at Kansas City	9/26/76
144	29	Rueben Mayes	vs. San Francisco	10/25/87
144	38	Ricky Williams	vs. Carolina	10/15/00
143	28	Mike Bell	vs. Detroit	9/13/09
142	27	Andy Livingston	vs. Washington	9/21/69
142	28	George Rogers	at Houston	11/22/81
141	22	Mario Bates	vs. Atlanta	11/13/94
140	28	Deuce McAllister	at Carolina	1/2/05
139	35	Dwight Beverly	at St. Louis	10/11/87
139	21	Deuce McAllister	vs. San Francisco	10/20/02
138	33	Wayne Wilson	at Chicago	9/19/82
138	28	Fred McAfee	vs. Atlanta	11/24/91
137	20	George Rogers	vs. Atlanta	11/6/83
136	30	Ricky Williams	vs. Minnesota	10/7/01
136	26	Deuce McAllister	vs. San Francisco	12/3/06
134	17	George Rogers	vs. Philadelphia	10/11/81
131	25	Rueben Mayes	at St. Louis	11/16/86
130	27	Deuce McAllister	vs. Buffalo	10/2/05
129	32	Mario Bates	at N.Y. Giants	12/15/96
128	21	Chuck Muncie	vs. Oakland	12/3/79
128	28	Rueben Mayes	vs. San Francisco	11/2/86
128	30	Ricky Williams	at Chicago	10/8/00
128	29	Deuce McAllister	vs. Atlanta	12/26/04
127	16	Don McCall	vs. Washington	9/22/68
127	25	Dalton Hilliard	vs. Atlanta	12/18/88
127	32	Deuce McAllister	at Baltimore	12/8/02
127	16	Deuce McAllister	vs. Kansas City	11/14/04
126*	25	Chuck Muncie	at Kansas City	9/26/76
126*	20	Reggie Bush	at N.Y. Giants	12/24/06
126	14	Pierre Thomas	at Buffalo	9/27/09
125	25	Derek Brown	vs. Detroit	9/19/93
124	32	George Rogers	vs. L.A. Rams	12/18/83
124	23	Deuce McAllister	at Carolina	10/5/03
123	33	George Rogers	vs. Kansas City	11/21/82
123	15	Mario Bates	at New England	12/3/95
123	21	Deuce McAllister	vs. Green Bay	9/15/02
123	23	Deuce McAllister	vs. Pittsburgh	10/6/02
123	15	Deuce McAllister	vs. Tampa Bay	10/8/06
122	18	George Rogers	at Cleveland	10/18/81
122*	19	Craig Heyward	at Cincinnati	11/4/90
121	24	Ricky Williams	at San Francisco	11/11/01
121	29	Deuce McAllister	at Washington	10/13/02
120	23	George Rogers	vs. Tampa Bay	11/29/81
120	28	Ricky Williams	vs. Indianapolis	11/18/01
117	18	Chuck Muncie	vs. San Francisco	11/11/79
117	28	Deuce McAllister	vs. Carolina	12/29/02
117	15	Chris Ivory	at Cincinnati	12/5/10
116	29	Deuce McAllister	vs. Chicago	10/12/03
116	21	Deuce McAllister	at Atlanta	10/19/03
115	25	George Rogers	at San Francisco	9/27/81

115	25	Rueben Mayes	vs. Denver	11/20/88
115*	30	Rueben Mayes	at Cincinnati	11/4/90
115	17	Deuce McAllister	vs. Atlanta	10/27/02
114	21	George Rogers	at Buffalo	10/30/83
114	15	Jimmy Rogers	at Washington	10/26/80
113	26	Bob Gresham	at Green Bay	11/28/71
113	31	George Rogers	vs. Cincinnati	10/25/81
113	11	Hokie Gajan	vs. N.Y. Jets	11/21/83
112	19	Rueben Mayes	at Atlanta	11/1/87
112	24	Dalton Hilliard	vs. L.A. Rams	11/26/89
111	24	Ricky Williams	at N.Y. Giants	10/24/99
111	21	Deuce McAllister	at Dallas	12/10/06
110	14	Tony Baker	at St. Louis	11/2/69
110	26	Deuce McAllister	at Tampa Bay	11/2/03
110	17	Antowain Smith	vs. Chicago	11/6/05
109	27	Mike Strachan	vs. Atlanta	11/2/75
109	15	Chuck Muncie	vs. L.A. Rams	11/28/76
109	11	Craig Heyward	vs. L.A. Raiders	10/23/88
109	31	Deuce McAllister	at Tampa Bay	9/8/02
108	31	Wayne Wilson	at Dallas	9/25/83
108	24	Wayne Wilson	at San Francisco	9/29/85
108	22	Rueben Mayes	at Indianapolis	10/12/86
108+	11	Aaron Brooks	at San Francisco	12/10/00
108*	27	Deuce McAllister	vs. N.Y. Giants	12/24/06
107	20	Chuck Muncie	vs. N.Y. Jets	12/4/77
107	30	George Rogers	vs. San Francisco	12/20/81
107	23	Ricky Williams	at Seattle	9/17/00
106	28	Dalton Hilliard	at New England	11/12/89
106	20	Gill Fenerty	vs. Minnesota	9/22/91
106	21	Derek Brown	vs. Green Bay	11/14/93
106	26	Mario Bates	at San Francisco	10/29/95
106	22	Mario Bates	vs. St. Louis	11/5/95
106	18	Aaron Stecker	at St. Louis	9/26/04
105	24	Mike Strachan	vs. Green Bay	10/12/75
105#	20	Pierre Thomas	at Chicago	12/30/07
104	10	Gill Fenerty	at L.A. Rams	12/9/90
103	18	Wayne Wilson	at Atlanta	10/9/83
103	20	Ricky Williams	vs. Philadelphia	9/24/00
102	13	Chuck Muncie	at St. Louis	10/23/77
102	20	George Rogers	vs. Atlanta	9/2/84
102	27	Ricky Williams	vs. Carolina	12/2/01
102	21	Deuce McAllister	vs. Tampa Bay	10/10/04
102	16	Pierre Thomas	vs. Atlanta	12/7/08
101	17	Deuce McAllister	vs. Indianapolis	9/28/03
101	26	Deuce McAllister	vs. Carolina	10/26/03
100	20	Tony Galbreath	vs. L.A. Rams	10/30/77
100	23	Deuce McAllister	at Atlanta	11/28/04
100	20	Aaron Stecker	at Atlanta	12/10/07

* - part of a dual 100-yard game

- part of a 100-yard rushing/100-yard receiving game

+ - only QB in team history to rush for 100 yards or more

MOST BY PLAYER: Deuce McAllister (27), George Rogers (16), Ricky Williams (12), Rueben Mayes (11), Chuck Muncie (7), Mario Bates (6), Wayne Wilson (5), Dalton Hilliard (4), Craig Heyward (3), **Pierre Thomas (3)**, Derek Brown (2), Gill Fenerty (2), Tony Galbreath (2), **Chris Ivory (2)**, Aaron Stecker (2), Mike Strachan (2), Tony Baker (1), Mike Bell (1), Dwight Beverly (1), Aaron Brooks (1), Reggie Bush (1), Earl Campbell (1), Hokie Gajan (1), Bob Gresham (1), Andy Livingston (1), Alvin Maxson (1), Fred McAfee (1), Don McCall (1), Jimmy Rogers (1), Antowain Smith (1), Lamar Smith (1), Ray Zellers (1).

300-Yard Passing Games (76)

Yds	Player	A	C	Opponent	Date
510	Drew Brees	52	37	vs. Cincinnati	11/19/06
445	Drew Brees	49	35	vs. Jacksonville	11/4/07
441	Aaron Brooks	48	30	vs. Denver	12/3/00
422	Drew Brees	58	31	at Atlanta	11/9/08
421	Drew Brees	48	39	at Denver	9/21/08
419	Drew Brees	49	35	at Washington	12/6/09
398	Drew Brees	47	31	at Pittsburgh	11/12/06
386	Drew Brees	49	30	vs. Carolina	12/28/08
384	Drew Brees	38	26	at Dallas	12/10/06
383	Drew Brees	45	24	vs. Baltimore	10/29/06
382	Drew Brees	43	29	vs. Seattle	11/21/10
377	Archie Manning	38	24	at San Francisco	12/7/80

BIG GAMES

376	Aaron Brooks	60	34	vs. Denver	11/21/04
376	Jim Everett	46	31	vs. Washington	9/11/94
375	Aaron Brooks	45	27	vs. N.Y. Giants	9/19/05
371	Drew Brees	23	18	vs. New England	11/30/09
370	Jim Everett	43	29	vs. Atlanta	9/17/95
369	Drew Brees	30	23	vs. N.Y. Giants	10/18/09
365	Drew Brees	38	30	vs. Atlanta	9/26/10
364	Jim Everett	45	29	vs. Green Bay	12/16/95
363	Drew Brees	35	23	vs. San Francisco	9/28/08
358	Drew Brees	34	26	vs. Detroit	9/13/09
356	Drew Brees	56	37	vs. Cleveland	10/24/10
355	Archie Manning	28	20	at San Francisco	9/23/79
355	Bobby Hebert	26	19	at Phoenix	10/18/92
354	Billy Joe Tolliver	45	28	vs. Tennessee	10/17/99
353	Drew Brees	41	26	at Green Bay	9/17/06
352	Aaron Brooks	30	23	at Atlanta	10/19/03
352	Drew Brees	39	23	at Dallas	11/25/10
351	Drew Brees	40	30	at Detroit	12/21/08
349	Drew Brees	38	28	at Carolina	10/1/06
349	Drew Brees	30	21	at Atlanta	11/26/06
347	Aaron Brooks	37	22	at San Francisco	11/11/01
345	Billy Kilmer	32	22	at St. Louis	11/2/69
344	Archie Manning	32	22	at Pittsburgh	11/5/78
343	Aaron Brooks	50	27	at New England	11/20/05
343	Jim Everett	27	23	at Denver	12/24/94
343	Drew Brees	32	23	vs. Tampa Bay	9/7/08
341	Wade Wilson	34	22	at Atlanta	9/12/93
339	Drew Brees	41	30	vs. San Diego	10/26/08
336	Drew Brees	39	31	at San Francisco	10/28/07
335	Jim Everett	37	25	at Minnesota	11/19/95
333	Ken Stabler	43	29	vs. Tampa Bay	12/5/82
330	Aaron Brooks	40	26	vs. Carolina	12/2/01
330	Drew Brees	46	26	vs. Minnesota	10/6/08
330	Drew Brees	35	24	vs. Carolina	11/8/09
328	Kerry Collins	44	22	at San Francisco	11/22/98
328	Drew Brees	41	28	at Atlanta	12/10/07
326	Jim Everett	37	26	vs. Kansas City	9/4/94
325	Dave Wilson	32	20	vs. Cincinnati	12/9/84
325	Billy Joe Tolliver	48	24	at Carolina	11/1/98
323	Archie Manning	32	23	vs. Atlanta	10/19/80
323	Drew Brees	26	20	vs. Green Bay	11/24/08
320	Bobby Hebert	39	28	vs. L.A. Raiders	12/16/91
320	Drew Brees	60	35	at Chicago	12/30/07
320	Drew Brees	30	26	vs. Oakland	10/12/08
318	Aaron Brooks	40	23	vs. Cleveland	11/24/02
317	Steve Walsh	42	25	at San Francisco	12/1/91
316	Aaron Brooks	41	24	at St. Louis	9/26/04
315	Drew Brees	30	26	vs. Arizona	12/16/07
314	Archie Manning	40	25	vs. San Francisco	9/7/80
314	Archie Manning	36	25	at Detroit	10/12/80
314	Drew Brees	32	24	at Tampa Bay	11/5/06
313	Drew Brees	29	24	at Cincinnati	12/5/10
311	Drew Brees	34	25	at Philadelphia	9/20/09
308	Bobby Hebert	49	31	vs. San Francisco	10/8/89
308	Drew Brees	33	25	vs. Atlanta	11/2/09
307	Aaron Brooks	39	16	at New England	11/25/01
306	Archie Manning	40	25	vs. Philadelphia	11/9/80
305	Drew Brees	44	34	vs. Pittsburgh	10/31/10
303	Archie Manning	53	33	at Green Bay	9/10/78
302	John Fourcade	27	15	at Buffalo	12/10/89
302	Drew Brees	49	35	at Atlanta	12/27/10
301	Archie Manning	39	24	vs. New England	12/21/80
301	Bobby Hebert	35	22	at San Francisco	11/15/92
300	Dave Wilson	45	19	at Atlanta	10/20/85

MOST BY PLAYER: Drew Brees (37), Aaron Brooks (10), Archie Manning (9), Jim Everett (6), Bobby Hebert (4), Billy Joe Tolliver (2), Dave Wilson (2), Kerry Collins (1), John Fourcade (1), Billy Kilmer (1), Ken Stabler (1), Steve Walsh (1), Wade Wilson (1).

100-Yard Receiving Games (169)

Yds	No	Player	Opponent	Date
205	6	Wes Chandler	vs. Atlanta	9/2/79
200	6	Torrance Small	at Denver	12/24/94
179	9	Floyd Turner	vs. Chicago	10/27/91
170*	10	Joe Horn	vs. Denver	12/3/00

169	10	Marques Colston	at Pittsburgh	11/12/06
169	9	Devery Henderson	vs. Cincinnati	11/9/06
167	9	Joe Horn	vs. San Francisco	11/5/00
167	11	Willie Jackson	at San Francisco	11/1/01
167	5	Joe Horn	vs. Kansas City	11/14/04
166	8	Marques Colston	vs. N.Y. Giants	10/18/09
165	8	Danny Abramowicz	at Cincinnati	11/29/70
164	3	Eric Martin	vs. Green Bay	9/14/86
163*	6	Marques Colston	vs. Baltimore	10/29/06
160	8	Joe Horn	vs. Carolina	12/5/04
159	4	Larry Burton	at Atlanta	11/2/75
159	10	Marques Colston	vs. Jacksonville	11/4/07
158	4	Devery Henderson	at Atlanta	11/26/06
156	12	Danny Abramowicz	vs. Pittsburgh	10/29/67
156	5	Michael Haynes	at Cincinnati	9/15/96
156	8	Willie Jackson	vs. St. Louis	12/17/01
154	3	Keith Poole	at Atlanta	10/18/98
153	8	Eric Martin	vs. Cleveland	10/14/90
151	8	Eric Martin	at Phoenix	10/18/92
150	9	Quinn Early	at Minnesota	11/19/95
150	13	Joe Horn	vs. Carolina	12/2/01
149	6	Lance Moore	vs. Atlanta	9/26/10
148	8	Sean Dawkins	at San Francisco	11/22/98
148	8	Joe Horn	vs. Indianapolis	11/18/01
146	10	Eric Martin	at Washington	11/6/88
145	7	Al Dodd	at St. Louis	11/2/69
144	7	Danny Abramowicz	at Washington	12/17/67
144	8	Henry Childs	at San Francisco	12/7/80
143*	9	Joe Horn	vs. N.Y. Giants	9/19/05
142	8	Robert Meachem	at Washington	12/6/09
141*	8	Donté Stallworth	vs. N.Y. Giants	9/19/05
140	7	Danny Abramowicz	vs. San Francisco	12/13/70
140	8	Wes Chandler	vs. Atlanta	10/19/80
140	7	Marques Colston	at Atlanta	11/9/08
139*	9	Wes Chandler	vs. Philadelphia	11/9/80
138	4	Eddie Kennison	vs. Atlanta	10/10/99
138	7	Joe Horn	at Atlanta	12/9/01
135	5	Eugene Goodlow	vs. San Francisco	12/15/85
134	3	Joe Horn	at Atlanta	11/17/02
133	8	Joe Horn	at Atlanta	10/19/03
133	9	Joe Horn	vs. NY Giants	12/14/03
132	6	Eric Martin	vs. L.A. Rams	10/30/88
132	10	Floyd Turner	at San Francisco	12/1/91
132	5	Marques Colston	at Carolina	10/1/06
131	6	Hoby Brenner	vs. St. Louis	9/23/84
131	5	Eric Martin	vs. N.Y. Jets	10/15/89
131	10	Eric Martin	at Washington	11/18/90
131	9	Reggie Bush	vs. San Francisco	12/3/06
130	6	Eric Martin	vs. Houston	12/13/87
129	8	Danny Abramowicz	vs. Pittsburgh	12/21/69
129	8	Donté Stallworth	vs. Buffalo	10/2/05
129	8	Marques Colston	vs. St. Louis	11/1/07
127	12	John Beasley	at San Diego	11/18/73
127	4	Wes Chandler	at San Francisco	9/23/79
127	4	Quinn Early	vs. L.A. Raiders	12/16/91
126	5	Joe Horn	vs. Baltimore	10/29/06
126*	6	Reggie Bush	at Dallas	12/10/06
124	5	Randal Hill	vs. Arizona	12/14/97
123	9	Joe Horn	at Oakland	10/24/04
123*	11	Marques Colston	at Tampa Bay	11/5/06
123	7	Marques Colston	vs. Carolina	12/28/08
122	14	Tony Galbreath	at Green Bay	9/10/78
122	4	Andre Hastings	vs. Dallas	12/6/98
122*	8	Robert Wilson	vs. Denver	12/3/00
122	10	Donté Stallworth	vs. Denver	11/21/04
122	9	David Patten	at Atlanta	12/10/07
121	6	Henry Childs	at Seattle	11/18/79
121	5	Michael Haynes	vs. San Francisco	11/3/96
121	5	Randal Hill	at Chicago	10/5/97
121	8	Joe Horn	at St. Louis	10/28/01
121#	12	Pierre Thomas	at Chicago	12/30/07
121*	4	Marques Colston	vs. New England	11/30/09
120	4	Dave Parks	at N.Y. Giants	10/8/72
120	9	Eric Martin	vs. Philadelphia	12/18/89
120	5	Eric Martin	vs. Cincinnati	1/2/94

120	6	Andre Hastings	vs. St. Louis	12/7/97
120	6	Joe Horn	vs. Green Bay	9/15/02
119*	4	Ike Harris	vs. Philadelphia	11/9/80
119	6	Mike Jones	vs. Miami	12/7/86
118	9	Joe Horn	vs. Tampa Bay	12/7/03
118	9	Marques Colston	at Houston	11/18/07
117	7	Wes Chandler	vs. Atlanta	11/12/78
117*	3	Henry Childs	at Atlanta	11/25/79
117	8	Wes Chandler	at Atlanta	9/6/81
117	8	Quinn Early	vs. Green Bay	12/16/95
116	5	Eric Martin	at L.A. Rams	10/22/89
116	12	Joe Horn	at San Diego	9/10/00
116	7	Joe Horn	vs. Atlanta	12/17/00
116*	3	Devery Henderson	vs. New England	11/30/09
115	9	Danny Abramowicz	vs. Baltimore	10/19/69
115	4	Paul Seal	vs. Philadelphia	10/27/74
115	5	Floyd Turner	vs. Atlanta	11/24/91
115	5	Lance Moore	at Green Bay	11/24/08
114	7	Dave Parks	at St. Louis	10/11/70
114	3	Michael Lewis	vs. Cleveland	11/24/02
114	3	Donté Stallworth	vs. Dallas	12/28/03
114	8	Marques Colston	vs. Arizona	12/16/07
113	5	Danny Abramowicz	vs. San Francisco	11/23/69
113*	4	Brett Bech	vs. Buffalo	12/27/98
113	9	Andre Hastings	at St. Louis	11/28/99
113	9	Donté Stallworth	vs. San Francisco	9/19/04
113	5	Donté Stallworth	at Dallas	12/12/04
113	8	David Patten	at Seattle	10/14/07
113	8	Marques Colston	vs. Seattle	11/21/10
112	7	Henry Childs	at Green Bay	9/9/79
112*	10	Cameron Cleeland	vs. Buffalo	12/27/98
112	8	Reggie Bush	vs. Tampa Bay	9/7/08
112	10	Marques Colston	vs. Cleveland	10/24/10
111	6	Hoby Brenner	at Atlanta	10/20/85
111	8	Eric Martin	vs. Denver	11/20/88
111	7	Eric Martin	vs. Houston	9/5/93
111	6	Donté Stallworth	at Cincinnati	12/22/02
111	10	Joe Horn	vs. Houston	9/14/03
111*	3	Devery Henderson	at Tampa Bay	11/5/06
110	5	Danny Abramowicz	vs. San Francisco	9/26/71
110	5	Dave Parks	at San Francisco	10/22/72
110	5	Sean Dawkins	vs. Carolina	9/13/98
110	9	Boo Williams	at Philadelphia	11/23/03
110	6	Joe Horn	vs. Seattle	9/12/04
110	6	Joe Horn	vs. Philadelphia	10/15/06
109	2	Walt Roberts	at Philadelphia	11/19/67
109	8	Joe Horn	vs. San Francisco	10/20/02
109	5	David Patten	at San Francisco	10/28/07
108	8	Joe Horn	at Tampa Bay	9/8/02
108	5	Az-Zahir Hakim	at. Green Bay	10/9/05
107	5	Eric Martin	vs. L.A. Rams	11/26/89
106	7	Tony Galbreath	vs. Oakland	12/3/79
106	6	Wes Chandler	at Detroit	10/12/80
106	5	Joe Horn	vs. Tampa Bay	12/1/02
106	6	Marques Colston	at Tampa Bay	11/30/08
106	3	Robert Meachem	at Cincinnati	12/5/10
105	9	Danny Abramowicz	at Atlanta	12/7/69
105	6	Hoby Brenner	vs. Chicago	9/18/83
105	5	Joe Horn	at San Francisco	12/10/00
105	8	Willie Jackson	at N.Y. Giants	9/30/01
105	4	Jeremy Shockey	at Miami	10/25/09
105	6	Marques Colston	at Dallas	11/25/10
104	6	Keith Poole	at Carolina	1/2/00
104	4	Devery Henderson	vs. Minnesota	10/6/08
103	6	Dave Parks	vs. Pittsburgh	12/15/68
103	6	Wes Chandler	vs. San Francisco	12/3/78
103*	6	Wes Chandler	at Atlanta	11/25/79
103	6	Larry Hardy	vs. San Francisco	9/7/80
103	6	Lindsay Scott	vs. St. Louis	9/12/82
103	6	Eric Martin	vs. L.A. Rams	10/11/92
103	5	Michael Haynes	at Atlanta	12/11/94
103	5	Devery Henderson	vs. Detroit	9/13/09
102	6	Sean Dawkins	at Carolina	11/1/98
102	5	Donté Stallworth	vs. Carolina	12/18/05
102	8	Lance Moore	at Kansas City	11/16/08
101	8	Danny Abramowicz	at N.Y. Giants	10/6/68

101	4	Tyrone Young	at Cleveland	10/28/84
101	3	Hoby Brenner	vs. Cincinnati	12/9/84
101	7	Eric Martin	at St. Louis	10/11/87
101	2	Eric Martin	vs. Tampa Bay	12/6/87
101	8	Quinn Early	vs. Kansas City	9/4/94
101	6	Joe Horn	at Carolina	11/10/02
101	8	Donté Stallworth	at Seattle	9/7/03
101	9	Joe Horn	at Atlanta	11/28/04
101	4	Devery Henderson	vs. Carolina	10/7/07
101	7	Lance Moore	vs. San Francisco	9/28/08
101	10	Robert Meachem	at Atlanta	12/27/10
100	3	Henry Childs	at Atlanta	11/26/78
100	4	Eric Martin	at Buffalo	12/10/89
100	6	Az-Zahir Hakim	at St. Louis	10/23/05

* - part of a dual 100-yard game

- part of a 100-yard receiving/100-yard rushing game

MOST BY PLAYER: Joe Horn (27), Eric Martin (18), **Marques Colston** (16), Danny Abramowicz (10), Wes Chandler (9), Donté Stallworth (9), **Devery Henderson** (7), Henry Childs (5), Hoby Brenner (4), Quinn Early (4), **Lance Moore** (4), Dave Parks (4), Reggie Bush (3), Sean Dawkins (3), Andre Hastings (3), Michael Haynes (3), Willie Jackson (3), **Robert Meachem** (3), David Patten (3), Floyd Turner (3), Tony Galbreath (2), Az-Zahir Hakim (2), Randal Hill (2), Keith Poole (2), John Beasley (1), Brett Bech (1), Larry Burton (1), Cameron Cleeland (1), Al Dodd (1), Eugene Goodlow (1), Larry Hardy (1), Ike Harris (1), Mike Jones (1), Eddie Kennison (1), Michael Lewis (1), Walt Roberts (1), Lindsay Scott (1), Paul Seal (1), Jeremy Shockey (1), Torrance Small (1), **Pierre Thomas** (1), Boo Williams (1), Robert Wilson (1), Tyrone Young (1).

3-Sack Games (33)

Sacks	Player	Opponent	Date
4	Rickey Jackson	at Atlanta	12/14/86
4	Rickey Jackson	at Detroit	9/18/88
4	Pat Swilling	vs. Tampa Bay	11/11/90
4	Wayne Martin	vs. Atlanta	12/3/92
4	Wayne Martin	vs. Detroit	9/21/97
3.5	Jim Wilks	at Philadelphia	12/11/83
3.5	Pat Swilling	at Atlanta	11/19/89
3	Bruce Clark	vs. Tampa Bay	9/9/84
3	Bruce Clark	at L.A. Raiders	10/13/85
3	Rickey Jackson	at Cincinnati	12/20/87
3	Pat Swilling	vs. N.Y. Giants	11/27/88
3	Pat Swilling	at L.A. Rams	10/22/89
3	Pat Swilling	vs. Atlanta	10/29/89
3	Frank Warren	vs. Philadelphia	12/18/89
3	Rickey Jackson	at Atlanta	9/29/91
3	Pat Swilling	at L.A. Rams	11/3/91
3	Rickey Jackson	vs. L.A. Rams	10/11/92
3	Renaldo Turnbull	vs. Detroit	9/19/93
3	Renaldo Turnbull	at Phoenix	10/31/93
3	Rickey Jackson	vs. Green Bay	11/14/93
3	Darion Conner	at Tampa Bay	9/18/94
3	La'Roi Glover	vs. St. Louis	11/15/98
3	La'Roi Glover	at Baltimore	12/19/99
3	La'Roi Glover	at Chicago	10/8/00
3	La'Roi Glover	vs. Carolina	10/15/00
3	Joe Johnson	at Carolina	11/12/00
3	La'Roi Glover	at St. Louis	11/26/00
3	Joe Johnson	at Buffalo	9/9/01
3	Charlie Clemmons	at N.Y. Giants	9/30/01
3	Darrin Smith	vs. Pittsburgh	10/6/02
3	Darren Howard	at Washington	10/13/02
3	Willie Whitehead	at Tampa Bay	11/2/03
3	Charles Grant	at St. Louis	9/26/04

MOST BY PLAYER: Rickey Jackson (6), Pat Swilling (6), La'Roi Glover (5), Bruce Clark (2), Joe Johnson (2), Wayne Martin (2), Renaldo Turnbull (2), Frank Warren (1), Darion Conner (1), Charlie Clemmons (1), Charles Grant (1), Darren Howard (1), Darrin Smith (1), Willie Whitehead (1), Jim Wilks (1).

Regular Season

500+ yards total offense

SAINTS – 515, vs. Detroit, 9/13/09 (157 rushing, 358 passing) **Opponent** – 605, vs. Minnesota, 10/27/04 (188 rushing, 417 passing)

400+ yards total offense

SAINTS – 436, at Cincinnati, 12/5/10 (146 rushing, 290 passing) **Opponent** – 457, at Dallas, 11/25/10 (144 rushing, 313 passing)

400+ yards passing by a player

SAINTS – 419, QB Drew Brees, at Washington, 12/6/09 (49-35-2-1) **Opponent** – 425, QB Daunte Culpepper vs. Minnesota, 10/17/04 (37-26-5-2)

300+ yards passing by a player

SAINTS – 302, QB Drew Brees, at Atlanta, 12/27/10 (49-35-1-2) **Opponent** – 313, QB Jon Kitna, at Dallas, 11/25/10 (42-30-0-1)

Six TD passes by a player

SAINTS – QB Drew Brees, vs. Detroit, 9/13/09 **Opponent** – QB Peyton Manning, vs. Indianapolis, 9/28/03

Five TD passes by a player

SAINTS – QB Drew Brees, vs. New England, 11/30/09 **Opponent** – QB Daunte Culpepper, vs. Minnesota, 10/17/04

Four TD passes by a player

SAINTS – QB Drew Brees, vs. Seattle, 11/21/10 **Opponent** – QB Drew Brees, at San Diego, 11/7/04

200 yards rushing by a player

SAINTS – 203, RB Rueben Mayes (28 att.) vs. Miami, 12/7/86 **Opponent** – 213, RB Willie Parker (22 att.) @ Pittsburgh, 11/12/06

100 yards rushing by a player

SAINTS – 117, RB Chris Ivory (15 att.), at Cincinnati, 12/5/10 **Opponent** – 153, RB Ray Rice (31 att.) at Baltimore, 12/19/10

Two 100-yard rushers in a game

SAINTS – 126, RB Reggie Bush (27 att.) & 108, RB Deuce McAllister (20 att.) @ NY Giants, 12/24/06 **Opponent** – 126, RB Otis Anderson (22 att.) & 102 RB Wayne Morris (22 att.) vs. St. Louis Cardinals, 10/5/80

300 yards receiving by a player

SAINTS – Has never happened **Opponent** – 336, WR Willie Anderson, vs. L.A. Rams, 11/26/89 (15 rec.) – **NFL Record**

200 yards receiving by a player

SAINTS – 200, WR Torrance Small, at Denver, 12/24/94 (6 rec.) **Opponent** – 220, WR Jimmy Smith, at Jacksonville, 11/21/99 (9 rec.)

100 yards receiving by a player

SAINTS – 101, WR Robert Meachem (10 rec.), at Atlanta, 12/27/10 **Opponent** – 109, WR Mike Williams (6 rec.), vs. Seattle, 11/21/10

Two 100-yard receivers in a game

SAINTS – 121, WR Marques Colston (4 rec.) & 116, WR Devery Henderson (3 rec.), vs. New England, 11/30/09 **Opponent** – 104, TE Brent Celek (8 rec.) & 101, WR DeSean Jackson (4 rec.) at Philadelphia, 9/20/09

Four TDs rushing by a player

SAINTS – Has never happened **Opponent** – RB Mike Anderson, vs. Denver, 12/3/00

Three TDs rushing by a player

SAINTS – RB Reggie Bush, vs. San Francisco, 12/3/06 **Opponent** – RB Ricky Williams, at Miami, 10/25/09

Four TD catches by a player

SAINTS – WR Joe Horn, vs. N.Y. Giants, 12/14/03 **Opponent** – WR Dave Williams, at St. Louis Cardinals, 11/2/69

Three TD catches by a player

SAINTS – WR Marques Colston, at San Francisco, 10/28/07 **Opponent** – WR Chad Johnson vs. Cincinnati, 11/19/06

Four TDs by a player (rushing, receiving, return)

SAINTS – RB Reggie Bush, vs. San Francisco, 12/3/06 (three rushing, one receiving) **Opponent** – RB Mike Anderson, vs. Denver, 12/3/00 (all rushing)

Three TDs by a player (rushing, receiving, return)

SAINTS – RB Deuce McAllister, at Baltimore, 12/8/02 (all rushing) **Opponent** – RB Ricky Williams, at Miami, 10/25/09 (all rushing)

Seven field goals attempted in a game by a player

SAINTS – K Morten Andersen, vs. San Fran., 10/25/87 (Five made) **Opponent** – K Bobby Howfield, at N.Y. Jets, 12/3/72 (Six made)

Six field goals attempted in a game by a player

SAINTS – K John Carney, at St. Louis, 9/26/04 (Five made) **Opponent** – K John Kasay, vs. Carolina, 12/5/04 (Six made)

Five field goals attempted in a game by a player

SAINTS – K Garrett Hartley, at Washington, 12/6/09 (Four made) **Opponent** – K John Kasay, vs. Carolina, 12/28/08 (Four made).

Four field goals attempted by a player

SAINTS – K Martin Gramatica, vs. Minnesota, 10/6/08 (Two made) **Opponent** – K Olindo Mare, vs. Seattle, 11/21/10 (Four made)

Six field goals converted by a player

SAINTS – Has never happened **Opponent** – K John Kasay, vs. Carolina, 12/5/04 (Six attempts)

Five field goals converted by a player

SAINTS – K John Carney, at St. Louis, 9/26/04 (Six attempts) **Opponent** – K John Kasay, vs. Carolina, 9/8/96 (Five attempts).

Four field goals converted by a player

SAINTS – K Garrett Hartley, at Washington, 12/6/09 (Five attempts) **Opponent** – K Olindo Mare, vs. Seattle, 11/21/10 (Four attempts)

Three INTs in a game by a player

SAINTS – S Sammy Knight, at Buffalo, 9/9/01 (40 yards) **Opponent** – LB Keith Bullock, vs. Tennessee, 9/21/07 (51 yards)

Interception returned for a TD

SAINTS – S Malcolm Jenkins (96 yards), vs. St. Louis, 12/12/10 **Opponent** – DE Chauncey Davis (26 yards) at Atlanta, 12/27/10

Fumble returned for a touchdown

SAINTS – WR Robert Meachem, at Washington, 12/6/09 (44 yards) **Opponent** – S Kerry Rhodes, at Arizona, 10/10/10, (27 yards)

Punt returned for a touchdown

SAINTS – RB Reggie Bush, vs. Minnesota, 10/6/08 (64 yards) **Opponent** – WR Micheal Spurlock, vs. Tampa Bay, 12/27/09 (77 yards)

Kickoff returned for a touchdown

SAINTS – WR Courtney Roby, at St. Louis, 11/15/09 (97 yards) **Opponent** – RB Maurice Jones-Drew, vs. Jacksonville, 11/4/07 (100 yards)

Punt blocked

SAINTS – S Steve Gleason, vs. Atlanta, 9/25/06 **Opponent** – S David Gibson, vs. Tampa Bay, 12/7/03

Punt blocked and returned for TD

SAINTS – DE Frank Warren, at San Diego, 11/17/91 (37 yards) **Opponent** – FB Mosi Tatupu, vs. New England, 11/30/86 (17 yards)

Punt blocked and recovered in end zone for TD

SAINTS – CB Curtis DeLoatch, vs. Atlanta, 9/25/06 **Opponent** – LB Roy Bennett, at San Diego, 10/9/88

Punt blocked for a safety

SAINTS – CB Robert Massey, vs. Cleveland, 10/14/90. **Opponent** – Has never happened.

Safety scored

SAINTS – G David Baas fumbled out of end zone, at San Francisco, 9/20/10 **Opponent** – QB Drew Brees fumbled out of end zone, at Philadelphia, 9/20/09

Field goal blocked

SAINTS – S Josh Bullocks, at Seattle, 10/14/07 (44-yard attempt) **Opponent** – DT Kevin Williams, vs. Minnesota, 10/6/08 (46-yard attempt)

FG blocked and returned for TD

SAINTS – CB Fred Thomas, vs. New York Giants, 12/14/03 (64 yards), kick blocked by DT Kenny Smith **Opponent** – CB Antoine Winfield, vs. Minnesota, 10/6/08 (59 yards)

PAT kick missed

SAINTS – K Garrett Hartley, at Atlanta, 10/26/08 (wide right) **Opponent** – K Clint Stitzer, at Cincinnati, 12/5/10 (wide right)

PAT kick blocked

SAINTS – DT Remi Ayodele, vs. Minnesota, 9/9/10 **Opponent** – DT Fred Robbins, vs. N.Y. Giants, 10/18/09

Two-point attempt made

SAINTS – RB Pierre Thomas run, at Chicago, 12/30/07 **Opponent** – QB Carson Palmer to TE Jermaine Gresham, at Cincinnati, 12/5/10

Two-point attempt failed

SAINTS – QB Chase Daniel run, vs. Seattle, 11/21/10 **Opponent** – QB Josh Freeman pass, at Tampa Bay, 10/17/10

40+ points scored in a game

SAINTS – 46, at Miami, 10/25/09 **Opponent** – 41, at Indianapolis, 9/6/07

50+ points scored in a game

SAINTS – 51, vs. Green Bay, 11/24/08 **Opponent** – 62, vs. Atlanta, 9/16/73

Shutout scored in a game

SAINTS – 12-0, at N.Y. Jets, 12/24/95 **Opponent** – 0-38, vs. San Francisco, 1/6/02

INDIVIDUAL PLAYOFF RECORDS

Scoring

MOST POINTS

SAINTS - 18, Willie Jackson, vs. St. Louis (12/30/00)
Opponent - 18, Adrian Peterson, vs. Minnesota (1/24/10)

MOST TOUCHDOWNS

SAINTS - 3, Willie Jackson, vs. St. Louis (12/30/00)
Opponent - 3, Adrian Peterson, vs. Minnesota (1/24/10)

MOST PATS

SAINTS - 6, **Garrett Hartley**, vs. Arizona (1/16/10)
Opponent - 5, Chuck Nelson, vs. Minnesota (1/3/88)

Rushing

MOST YARDS GAINED

SAINTS - 143, Deuce McAllister (21 att.), vs. Philadelphia (1/13/07)
Opponent - 131, Marshawn Lynch (19 att.), at Seattle (1/8/11)

MOST ATTEMPTS

SAINTS - 21, Deuce McAllister, vs. Philadelphia (1/13/07)
Opponent - 25 (2x), Robert Smith, vs. Minnesota (1/6/01); Adrian Peterson, vs. Minnesota (1/24/10)

MOST TOUCHDOWNS

SAINTS - 2, Julius Jones, at Seattle (1/8/11)
Opponent - 3, Adrian Peterson, vs. Minnesota (1/24/10)

HIGHEST AVERAGE PER ATTEMPT (min. 4 rushes)

SAINTS - 16.8 (5-84 yds.), Reggie Bush, vs. Arizona (1/16/10)
Opponent - 14.5 (6-87 yds.), Tim Hightower, vs. Arizona (1/16/10)

LONGEST SCORING RUSH

SAINTS - 46, Reggie Bush, vs. Arizona (1/16/10)
Opponent - 70, Tim Hightower, vs. Arizona (1/16/10)

Longest Non-Scoring Rush

SAINTS - 28, Deuce McAllister, vs. Philadelphia (1/13/07)
Opponent - 30, Daunte Culpepper, at Minnesota (1/6/01)

Passing

MOST TOTAL YARDS GAINED

SAINTS - 404, **Drew Brees**, at Seattle (1/8/11)
Opponent - 365, Kurt Warner, vs. St. Louis (12/30/00)

MOST ATTEMPTS

SAINTS - 60, **Drew Brees**, at Seattle (1/8/11)
Opponent - 46, Brett Favre, vs. Minnesota (1/24/10)

MOST COMPLETED

SAINTS - 39, **Drew Brees**, at Seattle (1/8/11)
Opponent - 31, Peyton Manning, vs. Indianapolis (2/7/10)

MOST TOUCHDOWNS

SAINTS - 4, Aaron Brooks, vs. St. Louis (12/30/00)
Opponent - 4, Matt Hasselbeck, at Seattle (1/8/11)

HIGHEST COMPLETION PERCENTAGE (min. 10 att.)

SAINTS - 82.1 (32-of-39), **Drew Brees**, vs. Indianapolis (2/7/10)
Opponent - 68.9 (31-of-45), Peyton Manning, vs. Indianapolis (2/7/10)

LONGEST SCORING PASS

SAINTS - 88, **Drew Brees** to Reggie Bush, at Chicago (1/21/07)
Opponent - 75, Jeff Garcia to Donté Stallworth, vs. Philadelphia (1/13/07)

LONGEST NON-SCORING PASS

SAINTS - 50, Aaron Brooks to Willie Jackson, vs. St. Louis (12/30/00)
Opponent - 40, Peyton Manning to Austin Collie, vs. Indianapolis (2/7/10)

MOST INTERCEPTIONS

SAINTS - 3, Bobby Hebert, vs. Philadelphia (1/3/93)
Opponent - 3, Kurt Warner, vs. St. Louis (12/30/00)

Receiving

MOST RECEPTIONS

SAINTS - 13, Chad Morton, at Minnesota (1/6/01) - **tied NFL playoff record**
Opponent - 9, Bernard Berrian, vs. Minnesota (1/24/10)

MOST YARDS GAINED

SAINTS - 144, Quinn Early, vs. Philadelphia (1/3/93)
Opponent - 144, Michael Haynes, vs. Atlanta (12/28/91)

MOST TOUCHDOWNS

SAINTS - 3, Willie Jackson, vs. St. Louis (12/30/00) - **tied NFL playoff record**
Opponent - 2 (4x), Michael Haynes, vs. Atlanta (12/28/91); Fred Barnett, vs. Philadelphia (1/3/93); Randy Moss, at Minnesota (1/6/01); John Carlson, at Seattle (1/8/11)

Interceptions

MOST INTERCEPTIONS

SAINTS - 2, Sammy Knight, vs. St. Louis (12/30/00)
Opponent - 2, Eric Allen, vs. Philadelphia (1/3/93)

LONG INTERCEPTION RETURN

SAINTS - 74t, **Tracy Porter**, vs. Indianapolis (2/7/10)
Opponent - 31, Deion Sanders, vs. Atlanta (12/28/91)

MOST YARDS ON INTERCEPTIONS

SAINTS - 74 (1 int.), **Tracy Porter**, vs. Indianapolis (2/7/10)
Opponent - 31 (1 int.), Deion Sanders, vs. Atlanta (12/28/91)

TOUCHDOWNS

SAINTS - 1, **Tracy Porter** (74 yds.), vs. Indianapolis (2/7/10)
Opponent - 1, Eric Allen (18 yds.), vs. Philadelphia (1/3/93)

Kickoff Returns

MOST RETURN YARDS

SAINTS - 143, **Courtney Roby**, vs. Minnesota (1/24/10)
Opponent - 139, LaRod Stephens-Howling, vs. Arizona (1/16/10)

MOST RETURNS

SAINTS - 7, Fred McAfee, at Minnesota (1/6/01)
Opponent - 5 (3x), Tony Horne, vs. St. Louis (12/30/00); LaRod Stephens-Howling, vs. Arizona (1/16/10); Chad Simpson, vs. Indianapolis (2/7/10)

LONG RETURN

SAINTS - 61, **Courtney Roby**, vs. Minnesota (1/24/10)
Opponent - 39, Dennis Gentry at Chicago (1/6/91)

TOUCHDOWNS

SAINTS - none
Opponent - none

PLAYOFF RECORDS

Punt Returns

MOST RETURN YARDS

SAINTS - 109, Reggie Bush, vs. Arizona (1/16/10)
Opponent - 143, Anthony Carter, vs. Minnesota (1/3/88)

MOST RETURNS

SAINTS - 3 (4x), Patrick Newman, vs. Philadelphia (1/3/93); Chad Morton, vs. St. Louis (12/30/00); Chad Morton, at Minnesota (1/6/01); Reggie Bush, vs. Arizona (1/16/10)
Opponent - 6, Anthony Carter, vs. Minnesota (1/3/88)

LONG RETURN

SAINTS - 83t, Reggie Bush, vs. Arizona (1/16/10)
Opponent - 84t, Anthony Carter, vs. Minnesota (1/3/88)

TOUCHDOWNS

SAINTS - 1, Reggie Bush (83 yds.), vs. Arizona (1/16/10)
Opponent - 1, Anthony Carter (84 yds.), vs. Minnesota (1/3/88)

Punting

MOST PUNTS

SAINTS - 7, **Thomas Morstead**, vs. Minnesota (1/24/10)
Opponent - 7, Brad Maynard, vs. Chicago (1/21/07)

MOST YARDS

SAINTS - 359, **Thomas Morstead**, vs. Minnesota (1/24/10)
Opponent - 332 Brad Maynard, vs. Chicago (1/21/07)

HIGHEST GROSS AVERAGE

SAINTS - 54.0, Tommy Barnhardt, vs. Atlanta (12/28/91)
Opponent - 51.2, Jeff Feagles, vs. Philadelphia (1/3/93)

LONG PUNT

SAINTS - 66, **Thomas Morstead**, vs. Arizona (1/16/10)
Opponent - 66, Brad Maynard, vs. Chicago (1/21/07)

MOST PUNTS INSIDE THE 20

SAINTS - 4, **Thomas Morstead**, vs. Minnesota (1/24/10)
Opponent - 4, Brad Maynard, vs. Chicago (1/21/07)

Field Goals

MOST MADE

SAINTS - 3 (2x), **Garrett Hartley**, vs. Indianapolis (2/7/10); **Garrett Hartley**, at Seattle (1/8/11)
Opponent - 3 (2x), Chuck Nelson, vs. Minnesota (1/3/88); Kevin Butler, at Chicago (1/6/91)

MOST ATTEMPTS

SAINTS - 4, Morten Andersen at Chicago (1/6/91)
Opponent - 4, Kevin Butler, at Chicago (1/6/91)

LONGEST FIELD GOAL MADE

SAINTS - 47 (2x), Morten Andersen, at Chicago (1/6/91); **Garrett Hartley**, vs. Indianapolis (2/7/10)
Opponent - 44, Gary Anderson, at Minnesota (1/6/01)

Defense

MOST COMBINED TACKLES

SAINTS - 12 (3x), Sam Mills, at Chicago (1/6/91); **Scott Shanle**, vs. Minnesota (1/24/10); Darren Sharper, vs. Minnesota (1/24/10)
Opponent - 13, Dwayne Rudd, at Minnesota (1/6/01); Gary Brackett, vs. Indianapolis (2/7/10)

MOST SOLO TACKLES

SAINTS - 12, Sam Mills, at Chicago (1/6/91)
Opponent - 10, Dwayne Rudd, at Minnesota (1/6/01)

MOST SACKS

SAINTS - 2, Renaldo Turnbull, at Chicago (1/6/91); Frank Warren, vs. Atlanta (12/28/91)
Opponent - 2, Darwin Walker, vs. Philadelphia (1/13/07)

Miscellaneous

LONGEST SCORING DRIVE - PLAYS

SAINTS - 19, vs. Atlanta (12/28/91)
Opponent - 16, at Chicago (1/6/91)

LONGEST SCORING DRIVE - YARDS

SAINTS - 93, at Chicago (1/21/07)
Opponent - 96, vs. Indianapolis (2/7/10)

LONGEST SCORING DRIVE - TIME ELAPSED

SAINTS - 10:49, vs. Atlanta (12/28/91)
Opponent - 8:31, at Chicago (1/6/91)

SAINTS 100-YARD RUSHING GAMES

143, Deuce McAllister, vs. Philadelphia, (1/13/07)

OPPONENT 100-YARD RUSHING GAMES

131, Marshawn Lynch, at Seattle (1/8/11)
123, Thomas Jones, at Chicago (1/21/07)
122, Adrian Peterson, vs. Minnesota (1/24/10)
116, Brian Westbrook, vs. Philadelphia (1/13/07)
105, Heath Sherman, vs. Philadelphia (1/3/93)
102, Neal Anderson, at Chicago (1/6/91)

SAINTS 300-YARD PASSING GAMES

404, **Drew Brees**, at Seattle (1/8/11)
354, **Drew Brees**, at Chicago (1/21/07)

OPPONENT 300-YARD PASSING GAMES

365, Kurt Warner, vs. St. Louis (12/30/00)
333, Peyton Manning, vs. Indianapolis (2/7/10)
310, Brett Favre, vs. Minnesota (1/24/10)
302, Daunte Culpepper, at Minnesota (1/6/01)

SAINTS 100-YARD RECEIVING GAMES

142, Willie Jackson, vs. St. Louis (12/30/00)
132, Reggie Bush, at Chicago, (1/21/07)
125, Willie Jackson, at Minnesota (1/6/01)
106, Chad Morton, at Minnesota (1/6/01)


OPPONENT 100-YARD RECEIVING GAMES

144, Michael Haynes, vs. Atlanta (12/28/91)
127, Issac Bruce, vs. St. Louis (12/30/00)
121, Randy Moss, at Minnesota (1/6/01)
120, Cris Carter, at Minnesota (1/6/01)
102, Fred Barnett, vs. Philadelphia (1/3/93)
102, Bernard Berrian, vs. Minnesota (1/24/10)

TEAMPLAYOFFRECORDS

Saints	Category	Opponents
45, vs. Arizona (1/16/10)	Points	44 vs. Minnesota (1/3/88)
32, at Seattle (1/8/11)	FIRST DOWNS	31, vs. Minnesota (1/24/10)
15, vs. Philadelphia (1/13/07)	Rushing	14, vs. Minnesota (1/3/88)
22, at Seattle (1/8/11)	Passing	17, vs. Minnesota (1/24/10)
4, vs. Atlanta (12/28/91)	Penalty	4, vs. Minnesota (1/24/10)
8 (15 att.), vs. Atlanta (12/28/91)	3rd Down Conversions	10 (17 att.), at Minnesota (1/6/01)
2 (3 att.), at Minnesota (1/6/01)	4th Down Conversions	2 (2 att.), at Chicago (1/21/07)
474, at Seattle (1/8/11)	TOTAL NET YARDS	475, vs. Minnesota (1/24/10)
83, at Seattle (1/8/11)	Total Offensive Plays	86, vs. Minnesota (1/3/88)
6.3, vs. Arizona (1/16/10)	Average Gain	7.0, vs. Philadelphia (1/13/07)
208, vs. Philadelphia (1/13/07)	NET RUSHING YARDS	210, vs. Minnesota (1/3/88)
37, vs. Philadelphia (1/13/07)	Attempts	50, vs. Minnesota (1/3/88)
5.6, vs. Philadelphia (1/13/07)	Average Gain	6.7, vs. Arizona (1/16/10)
397, at Seattle (1/8/11)	NET PASSING YARDS	350, vs. St. Louis (12/30/00)
2 (3x), last (9 yds.) at Minnesota (1/6/01)	Sacked (Yards)	6 (42 yds.), vs. Minnesota (1/3/88)
404, at Seattle (1/8/11)	TOTAL PASSING YARDS	365, vs. St. Louis (12/30/00)
60, at Seattle (1/8/11)	Attempts	46, vs. Minnesota (1/24/10)
39, at Seattle (1/8/11)	Completions	31, vs. Indianapolis (2/7/10)
4, vs. Minnesota (1/3/88)	Interceptions	3, vs. St. Louis (12/30/00)
8.1, vs. St. Louis (12/30/00)	Average Gain	9.7, at Minnesota (1/6/01)
7, vs. Minnesota (1/24/10)	Punts	7, vs. Chicago (1/21/07)
54.0, vs. Atlanta (12/28/91)	Average	51.2, vs. Philadelphia (1/3/93)
212, vs. Minnesota (1/24/10)	TOTAL RETURN YARDAGE	188, vs. Minnesota (1/3/88)
109, vs. Arizona (1/16/10)	Punt Return Yards	143, vs. Minnesota (1/3/88)
183, vs. Minnesota (1/24/10)	Kickoff Return Yards	139, vs. Arizona (1/16/10)
74, vs. Indianapolis (2/7/10)	Interception Return Yards	36 (2x), last vs. Philadelphia (1/3/93)
9, vs. Minnesota (1/24/10)	Penalties	9, vs. St. Louis (12/30/00)
88, vs. Minnesota (1/24/10)	Penalty Yards	60 (2x), last at Minnesota (1/6/01)
4, (2x) last vs. Chicago (1/21/07)	Fumbles	6, vs. Minnesota (1/24/10)
3, vs. Chicago (1/21/07)	Fumbles Lost	3, vs. Minnesota (1/24/10)
6, vs. Arizona (1/16/10)	TOUCHDOWNS	5 (2x), last at Seattle (1/8/11)
2 (3x), last at Seattle (1/8/11)	Rushing	4, vs. Chicago (1/21/07)
4, vs. St. Louis (12/30/00)	Passing	4, at Seattle (1/8/11)
1 (2x), last vs. Indianapolis (2/7/10)	Returns	1 (2x), last vs. Philadelphia (1/3/93)
36:27, vs. Arizona (1/16/10)	TIME OF POSSESSION	41:18, vs. Minnesota (1/3/88)

HISTORY



RegularSeason

Year	Overall	Pct.	Division	Coach	Home	Pct.	Road	Pct.
1967	3-11	.214	4th-Capitol	Tom Fears	2-5	.286	1-6	.167
1968	4-9-1	.321	3rd-Century	Tom Fears	3-4	.333	1-5-1	.143
1969	5-9	.357	3rd-Capitol	Tom Fears	3-4	.333	2-5	.286
1970	2-11-1	.179	4th-NFC West	Tom Fears (1-5-1)* J.D. Roberts (1-6)	2-5	.286	0-6-1	.071
1971	4-8-2	.357	4th-NFC West	J.D. Roberts	2-4-1	.357	2-4-1	.357
1972	2-11-1	.179	4th-NFC West	J.D. Roberts	2-5	.286	0-6-1	.071
1973	5-9	.357	3rd-NFC West	J.D. Roberts	5-2	.714	0-7	.000
1974	5-9	.357	3rd-NFC West	John North	4-3	.571	1-6	.167
1975	2-12	.143	4th-NFC West	John North (1-5)# Ernie Hefferle (1-7)	2-5	.286	0-7	.000
1976	4-10	.286	4th-NFC West	Hank Stram	2-5	.286	2-5	.286
1977	3-11	.214	4th-NFC West	Hank Stram	2-5	.286	1-6	.167
1978	7-9	.438	3rd-NFC West	Dick Nolan	3-5	.375	4-4	.500
1979	8-8	.500	2nd-NFC West	Dick Nolan	3-5	.375	5-3	.625
1980	1-15	.063	4th-NFC West	Dick Nolan (0-12)+ Dick Stanfel (1-3)	0-8	.000	1-7	.125
1981	4-12	.250	4th-NFC West	Bum Phillips	2-6	.250	2-6	.250
1982	4-5	.444	2nd-NFC West **	Bum Phillips	2-3	.400	2-2	.500
1983	8-8	.500	3rd-NFC West	Bum Phillips	5-3	.625	3-5	.375
1984	7-9	.438	3rd-NFC West	Bum Phillips	3-5	.375	4-4	.500
1985	5-11	.313	3rd-NFC West	Bum Phillips (4-8)~ Wade Phillips (1-3)	3-5	.375	2-6	.250
1986	7-9	.438	4th-NFC West	Jim Mora	4-4	.500	3-5	.375
1987	12-3	.800	2nd-NFC West	Jim Mora	6-1	.857	6-2	.750
NFC Wild Card Playoffs: vs. Minnesota, L 10-44								
1988	10-6	.625	3rd-NFC West	Jim Mora	5-3	.625	5-3	.625
1989	9-7	.563	3rd-NFC West	Jim Mora	5-3	.625	4-4	.500
1990	8-8	.500	2nd-NFC West	Jim Mora	5-3	.625	3-5	.375
NFC Wild Card Playoffs: at Chicago, L 6-16								
1991	11-5	.688	1st-NFC West	Jim Mora	6-2	.750	5-3	.625
NFC Wild Card Playoffs: vs. Atlanta, L 20-27								
1992	12-4	.750	2nd-NFC West	Jim Mora	6-2	.750	6-2	.750
NFC Wild Card Playoffs: vs. Philadelphia, L 20-36								
1993	8-8	.500	2nd-NFC West	Jim Mora	4-4	.500	4-4	.500
1994	7-9	.438	2nd-NFC West	Jim Mora	3-5	.375	4-4	.500
1995	7-9	.438	5th-NFC West	Jim Mora	4-4	.500	3-5	.375
1996	3-13	.188	5th-NFC West	Jim Mora (2-6)† Rick Venturi (1-7)	2-6	.250	1-7	.125
1997	6-10	.375	4th-NFC West	Mike Ditka	3-5	.375	3-5	.375
1998	6-10	.375	3rd-NFC West	Mike Ditka	4-4	.500	2-6	.250
1999	3-13	.188	5th-NFC West	Mike Ditka	3-5	.375	0-8	.000
2000	10-6	.625	1st-NFC West	Jim Haslett	3-5	.375	7-1	.875
NFC Wild Card Playoffs: vs. St. Louis, W 31-28; NFC Divisional Playoff: at Minnesota, L 16-34								
2001	7-9	.438	3rd-NFC West	Jim Haslett	3-5	.375	4-4	.500
2002	9-7	.563	3rd-NFC West	Jim Haslett	4-4	.500	5-3	.625
2003	8-8	.500	2nd-NFC South	Jim Haslett	5-3	.625	3-5	.375
2004	8-8	.500	2nd-NFC South	Jim Haslett	3-5	.375	5-3	.625
2005	3-13	.188	4th-NFC South	Jim Haslett	1-7	.125	2-6	.250
2006	10-6	.625	1st-NFC South	Sean Payton	4-4	.500	6-2	.750
NFC Divisional Playoffs: vs. Philadelphia, W 27-24; NFC Championship: at Chicago, L 14-39								
2007	7-9	.438	3rd-NFC South	Sean Payton	3-5	.375	4-4	.500
2008	8-8	.500	4th-NFC South	Sean Payton	6-2	.750	2-6	.250
2009	13-3	.813	1st-NFC South	Sean Payton	6-2	.750	7-1	.875
NFC Divisional Playoffs: vs. Arizona, W 45-14; NFC Championship: vs. Minnesota, W 31-28 (OT); Super Bowl XLIV: vs. Indianapolis, W 31-17								
2010	11-5	.688	2nd-NFC South	Sean Payton	5-3	.625	6-2	.750
NFC Wild Card Playoffs: at Seattle, L 36-41								

Totals Since 1967:

Tulane Stadium (1967-74):

Louisiana Superdome (1975-present):

Giants Stadium (2005):

San Antonio Alamodome (2005):

Tiger Stadium (2005):

Wembley Stadium (2008):

Overall	Pct.	Home	Pct.	Road	Pct.
286-383-5	.428	153-183-1	.455	133-200-4	.401
		23-32-1	.420		
		128-144	.471		
		0-1	.000		
		1-2	.333		
		0-4	.000		
		1-0	1.000		

PostSeason

Totals	Overall ^S	Pct.	Home	Pct.	Road	Pct.
	5-7	.417	4-3	.571	0-4	.000
			4-3	.571		

Louisiana Superdome (1975-present)

* - replaced by J.D. Roberts on 11/3/70; # - replaced by Ernie Hefferle on 10/27/75; + - replaced by Dick Stanfel on 11/24/80;

~ - replaced by Wade Phillips on 11/25/85; † - replaced by Rick Venturi on 10/23/96; ** - division finish unofficial due to strike;

S - includes Super Bowl XLIV (neutral site).

SAINTS **TIMELINE**

1966

Nov. 1 - National Football League awarded 16th franchise to New Orleans as NFL Commissioner **Pete Rozelle** made the announcement at New Orleans' Ponchartrain Hotel...the *New Orleans States-Item* headline that afternoon was "N.O. Goes Pro!"; **Dec. 15** - **John W. Mecom, Jr.** becomes majority stockholder-president of franchise; **Dec. 22** - **Victor E. Schwenk** appointed director of player personnel; **Dec. 27** - **Tom Fears** named franchise's first head coach.

1967

Jan. 9 - New Orleans' NFL franchise nicknamed Saints; **Jan. 27** - Saints signed first player, former Ole Miss & L.A. Rams kicker **Paige Cothren**; **Feb. 9** - Saints select 42 players in expansion draft; **March 8** - first season-ticket drive launched...Saints sell 20,000 on first day & 33,400 before first game; **March 14** - Saints make Alabama FB **Leslie Kelley** top choice in NFL draft; **July 1** - Rookies report for first training camp at San Diego's Cal Western; **July 6** - FB **Jim Taylor** signs with Saints; **July 10** - Veterans join rookies at training camp; **July 16** - DE **Doug Atkins** joined Saints in trade with the Chicago Bears; **July 20** - **Bert Rose** named general manager; **Aug. 2** - Saints lost to Los Angeles Rams, 16-7 in first preseason game at Anaheim, Calif.; **Aug. 12** - Saints score first preseason victory by beating the St. Louis Cardinals, 23-14, at Shreveport, La.; **Sept. 9** - Saints record first preseason win in New Orleans, downing the Atlanta Falcons, 27-14 ... the victory gave New Orleans a 5-1 preseason record, best ever for a first-year expansion team; **Sept. 17** - Saints open first regular season schedule in style as rookie RB **John Gilliam** returned the opening kickoff 94 yards for a TD, but lost to the L.A. Rams, 27-13 in front of 80,879 at Tulane Stadium; **Nov. 5** - Saints record first regular season win, beating the Philadelphia Eagles, 31-24 as **Walt Roberts** scores 3 TDs; **Dec. 17** - Saints defeat the Washington Redskins, 30-14 to wind up with a 3-11 record, which tied the record for most wins by a first-year expansion franchise.

1968

Jan. 21 - CB **Dave Whitsell** represented the Saints as the club's first Pro Bowl selection; **March 29** - **Victor E. Schwenk** named general manager; **Sept. 10** - FB **Jim Taylor** announces retirement.; **Dec. 15** - Saints beat the Pittsburgh Steelers, in season's final game to emerge with 4-9-1 record and 3rd place finish in Century Division.

1969

Jan. 19 - DT **Dave Rowe** was the Saints' Pro Bowl selection; **Feb. 9** - NFL 16-year veteran **Doug Atkins** receives Vince Lombardi Award as NFL's most dedicated player; **Oct. 5** - At the Los Angeles Rams, K **Tom Dempsey** kicks a 55-yard FG, the Saints' longest to date...the kick was the NFL's longest that season and one yard shy of tying the NFL mark; **Nov. 2** - Saints snap six-game losing streak at St. Louis, 51-42...the game set NFL record of most total passing TDs in a game as the Saints' **Billy Kilmer** and the Cardinals' **Charlie Johnson** connected on six each; **Nov. 16** - **Tom Dempsey** sets Saints record with four FGs against the N.Y. Giants, hitting his fourth with :11 left in the game to pull out a 25-24 victory; **Dec. 21** - Saints close season with 27-24 win over Pittsburgh to bring record to 5-9...**Danny Abramowicz** wins NFL receiving honors with 73 catches for 1,015 yards and 7 TDs...**Atkins** retired after 17 NFL seasons.

1970

Jan. 16 - In realignment of NFC, Saints form Western Division with the Los Angeles Rams, San Francisco 49ers and the Atlanta Falcons; **Jan. 18** - Four Saints, RB **Tony Baker**, K **Tom Dempsey**, G **Jake Kupp** and RB **Andy Livingston** are selected to the Pro Bowl, with Head Coach **Tom Fears** coaching the East squad; **Aug. 8** - **Fears**, a nine-year star WR with the L.A. Rams, inducted into the Pro Football Hall of Fame in Canton, Ohio...on the same day, the Saints beat the Minnesota Vikings in the Hall of Fame Game, the franchise's first appearance in the contest; **Nov. 3** - **J.D. Roberts** replaces **Fears** to become the second head coach in Saints' history; **Nov. 8** - **Dempsey** kicked a NFL-record 63-yard field goal on the game's final play to defeat Detroit, 19-17 in Roberts' first game as head coach...the holder was **Joe Scarpati** & **Jackie Burkett** was the snapper...**Dempsey**, born without toes on his right foot, wore a heavy square-toed kicking shoe. **Dec. 21** - Saints finish year with 2-11-1 record.

1971

Jan. 28 - Saints drafted Ole Miss QB **Archie Manning** with the 2nd overall selection in the NFL draft after club traded QB **Billy Kilmer** to Washington for LB **Tom Rousel** plus fourth- and

SAINTS TIMELINE

eighth-round picks in 1972 draft; **Aug. 11** - Construction began on the Louisiana Superdome; **Sept. 19** - Saints defeat L.A. Rams in season opener in New Orleans, 24-20...**Manning** made first regular-season start and ran for one-yard TD on the final play after he completed 16-of-29 passes for 218 yards and a TD; **Oct. 17** - **Manning** rushed for two TDs as Saints defeated the Dallas Cowboys, 24-20 before 83,088 at Tulane Stadium; **Dec. 10** - General manager **Victor E. Schwenk** relieved of his duties; **Dec. 19** - Saints finish season with 4-8-2 record.

1972

Jan. 7 - **Richard F. Gordon** retired from U.S. Navy aerospace program & was appointed executive VP of the Saints; **Sept. 25** - Saints made first appearance on ABC's Monday Night Football, losing to the Kansas City Chiefs, 20-17; **Dec. 17** - Saints finished season 2-11-1.

1973

Jan. 29 - Saints selected Oklahoma DE **Derland Moore** as the club's first selection of the NFL Draft (second round-29th overall); **Aug. 26** - **John North** replaced **J.D. Roberts** and became the third head coach in team history; **Sept. 25** - Saints traded WR **Danny Abramowicz** to the San Francisco 49ers for their 4th & 5th round selections in the 1974 draft; **Nov. 4** - Saints scored first-ever shutout as they blanked Buffalo 13-0 in Tulane Stadium; **Dec. 16** - Saints finished season with a 5-9 mark, which tied the best record to date for the franchise.

1974

Dec. 8 - Saints shut out the St. Louis Cardinals 14-0 in the franchise's final game in Tulane Stadium...Saints ended their eight-season stay in Tulane Stadium with a 23-32-1 home record; **Dec. 15** - Saints finished the season with a 5-9 record.

1975

Aug. 3 - Louisiana Superdome is dedicated; **Aug. 9** - The first football game is played in the Louisiana Superdome as the Houston Oilers beat the Saints, 13-7 in a preseason contest before 72,434; **Sept. 28** - In the first regular season NFL game in the Superdome, the Saints lost to the Cincinnati Bengals, 21-0, before 52,531 spectators. **Oct. 27** - **Ernie Hefferle**, Saints' director of pro personnel, named as interim head coach after **John North** was relieved of his duties...**Hefferle** became the fourth head coach in Saints history; **Dec. 21** - Saints finished season with 2-12 record.

1976

Jan. 20 - Saints hired **Hank Stram** as the club's fifth head coach; **Jan. 26** - New Orleans hosted the NFC-AFC Pro Bowl game; **April 8** - Saints selected California RB **Chuck Muncie** in the first round of the NFL draft; **July 24** - Former FB **Jim Taylor**, who played the final season of his career with the Saints in 1967, was inducted into the Pro Football Hall of Fame; **Sept. 26** - **Stram** gained his first victory with the Saints, 27-17 on the road over his old team, the Kansas City Chiefs; **Nov. 21** - Saints beat Seattle Seahawks on the road, 51-27 to tie the club record for most points scored in a game; **Dec. 12** - Saints end season with 4-10 overall record.

1977

Dec. 18 - Saints ended season with 5-11 record...RB **Chuck Muncie** set club single-season rushing mark with 811 yards and TE **Henry Childs** set the Saints single-season TD record with nine.

1978

Jan. 28 - **Hank Stram** is relieved of his duties as Saints head coach; **Feb. 6** - **Dick Nolan** is hired as the Saints' sixth head coach; **May 2** - Florida WR **Wes Chandler** was the Saints' first selection in the NFL draft; **June 11** - QB **Archie Manning** won the NFL's Byron (Whizzer) White Award for his contributions to team, community & country; **Aug. 5** - Saints beat the Philadelphia Eagles, 14-7 in an exhibition game in Mexico City, the first NFL game played south of the U.S. border; **Dec. 17** - Saints ended season with a 7-9 record, setting a club mark for wins. **Manning** named NFC MVP by both *The Sporting News* & UPI & was selected to the Pro Bowl.

1979

June 5 - Saints moved administrative offices from Lee Circle to Louisiana Superdome; **Oct. 14** - Saints set club record for points in one half with 42 in the second half (on six straight possessions) in 42-14 win at the Tampa Bay Buccaneers; **Dec. 3** - RB **Chuck Muncie** rushed for 128 yards vs. the Oakland Raiders in a Monday Night Football matchup at the Superdome to become

SAINTS **TIMELINE**

first Saint to surpass 1,000-yard milestone on the way to a 1,198-yard season...Saints saw 35-14 lead disappear in 42-35 loss to the Raiders; **Dec. 16** - Saints ended the season with an 8-8 record after beating eventual NFC champion Rams, 29-14, setting a new club mark for wins; **Dec. 20** - **Steve Rosenbloom** was selected as executive VP & general manager of the Saints.

1980

Jan. 27 - RB **Chuck Muncie** is selected as Pro Bowl MVP as NFC won, 37-27 ... Saints had a club-record five Pro Bowl players as QB **Archie Manning**, S **Tommy Myers**, WR **Wes Chandler** and TE **Henry Childs** joined Muncie in Hawaii; **April 29** - Saints selected Colorado T **Stan Brock** with their first selection in the NFL draft; **Oct. 7** - Saints traded **Muncie** to the San Diego Chargers for the Chargers' second-round selection in 1981 which the Saints later used to select Pittsburgh LB **Rickey Jackson**; **Nov. 24** - After 27-7 loss to the Los Angeles Rams on Monday Night Football, head coach **Dick Nolan** was relieved of his duties; **Nov. 25** - **Dick Stanfel** replaced **Nolan** and became the Saints' seventh head coach.

1981

Jan. 20 - General manager **Steve Rosenbloom** resigned; **Jan. 22** - **O.A. (Bum) Phillips** is announced as the Saints' eighth head coach; **April 28** - Saints select South Carolina RB & 1980 Heisman Trophy winner **George Rogers** with the first overall choice in NFL draft...Rogers is one of 17 selections by Saints...With a second round pick, they would choose Pittsburgh LB **Rickey Jackson**; **April 28** - In his second career game, **Rogers** carries 29 times for a then-club record 162 yards to lead Saints to a 23-17 win vs. the L.A. Rams; **Nov. 8** - Saints defeated NFC West rival L.A. Rams 21-13 at Anaheim Stadium to complete series sweep for first time in Saints history; **Dec. 20** - **Rogers** gained 107 yards in 21-17 loss to San Francisco and became the NFL's rushing champion (and all-time rookie rusher) with 1,674 yards on the season...Saints finished with a 4-12 mark.

1982

Jan. 31 - RB **George Rogers** played for the NFC in the Pro Bowl in Honolulu; **Feb. 17** - **O.A. (Bum) Phillips** is named general manager in addition to his Head Coach title; **Aug. 7** - Former DE **Doug Atkins**, who played the final three seasons of his career with the Saints from 1967-69, was inducted into the Pro Football Hall of Fame in Canton, Ohio; **Aug. 25** - Veteran QB **Ken Stabler** signed with Saints as a free agent; **Sept. 17** - QB **Archie Manning** was traded to the Houston Oilers for T **Leon Gray**; **Sept. 20** - NFL players went on strike...seven games were cancelled due to the strike; **Nov. 21** - NFL games resumed as the Saints defeated Kansas City 27-17 at the Superdome; **Dec. 19** - RB **George Rogers** ran for 166 yards on the road at the Dallas Cowboys, which set the Saints single-game rushing record.

1983

Jan. 2 - Saints defeat Atlanta, 35-6 in the Superdome in a rescheduled game that concluded the nine-game season with a 4-5 record...Saints narrowly missed the playoffs in a complicated labyrinth of tie-breakers; **Sept. 4** - RB **George Rogers** set team single-game rushing record with 206 yards on 24 carries in 38-17 opening day win over the St. Louis Cardinals; **Sept. 18** - Saints defeated the Chicago Bears, 34-31 at the Superdome in overtime for the first sudden death victory in franchise history; **Dec. 18** - Saints narrowly miss the NFC playoffs when the Rams' Mike Lansford kicked a 42-yard FG with :06 left for a 26-24 Los Angeles victory at the Superdome...the Saints finished the season 8-8 with the NFC's second-ranked overall defense and the NFL's top defense against the pass.

1984

Oct. 9 - Saints acquired RB **Earl Campbell** from Houston for Saints' first-round draft choice in 1985; **Oct. 22** - QB **Ken Stabler** announced his retirement; **Nov. 19** - Saints record first-ever win on prime time with a 27-24 Monday Night Football victory over the Pittsburgh Steelers in the Superdome; **Nov. 26** - Saints owner **John W. Mecom Jr.** announced that the Saints were for sale for the non-negotiable price of \$75 million; **Dec. 15** - Saints finished the season 7-9.

1985

Jan. 27 - LB **Rickey Jackson**, DE **Bruce Clark** and P **Brian Hansen** represent the Saints at the Pro Bowl; **Feb. 14** - Negotiations for the sale of the Saints between **John Mecom, Jr.** and Chicago's **A.N. Pritzker** broke off, suddenly thrusting **Tom Benson**, negotiating in a secondary position for several weeks, to the forefront; **March 12** - New Orleanian **Benson** reached agreement with

SAINTS TIMELINE

Mecom for the sale of the Saints; **April 26** - Saints traded RB **George Rogers** and their fifth-, 10th-, and 11th-round selections in the 1985 draft to the Washington Redskins for their top draft pick; **May 31** - Ownership was transferred from **Mecom** to **Benson** for the sale price of \$70.204 million. **Benson** becomes managing general partner of the Saints; **Nov. 25** - Saints head coach **O.A. (Bum) Phillips** resigned as his son, defensive coordinator **Wade Phillips**, was named interim head coach, the ninth head coach in club history.

1986

Jan. 14 - With **Tom Benson** now able to insert his management team, **Jim Finks** is named president/general manager of the Saints and joined in franchise ownership; **Jan 28** - **Jim Mora** named the Saints' 10th head coach; **Feb. 2** - LB **Rickey Jackson** and K **Morten Andersen** are the Saints representatives for the Pro Bowl; **April 29** - Saints selected Virginia T **Jim Dombrowski** with their first pick in the NFL draft; **July 19** - RB **Earl Campbell** announced his retirement; **Sept. 21** - **Mel Gray** broke team record with 101-yard kickoff return for a TD at San Francisco...the return was the Saints' first for a score since 1977; **Nov. 9** - Saints record fifth shutout in team history in a 6-0 win over the Los Angeles Rams; **Dec. 7** - RB **Rueben Mayes** broke the team's single-game rushing record with 207 yards vs. the Miami Dolphins, but his final gain was called back along with the winning TD...the Saints lost 31-27 thriller as Mayes finished with 203 rushing yards. **Dec. 21** - Saints finished season at 7-9...**Mayes** finished with 1,353 yards rushing (fourth in the NFL) and is named consensus Rookie of the Year...He was named to the Pro Bowl along with LB **Rickey Jackson** and K **Morten Andersen**.

1987

Sept. 21 - NFL Players Association announced that players would be on strike following the weekend's games; **Oct. 4** - Saints defeated the Los Angeles Rams 37-10 in Superdome before 29,745 fans in club's first replacement game...QB **John Fourcade**, a New Orleans native, led Saints to the win with two TD passes; **Oct 15** - NFL Players Association announced that the strike is over, but not in time to play the coming weekend's games; **Oct. 18** - Saints beat Chicago, 19-17 on four **Florian Kempf** FGs in the final replacement game played by the Saints...the replacements posted a 2-1 record; **Oct. 25** - Saints fall to San Francisco, 24-22 in a Superdome thriller...following the game, head coach **Jim Mora** made his highly-publicized "coulda, woulda, shoulda" proclamation to the media; **Nov. 1** - On the franchise's 22nd birthday, Saints posted the largest margin of victory in team history, shutting out Atlanta 38-0...the win was the first in team-record nine consecutive triumphs to close out the season; **Nov. 29** - Saints held on with two magnificent goal-line stands in the final quarter to defeat the Pittsburgh Steelers, 20-16...the victory ensured Saints' first winning record ever; **Dec. 6** - Saints beat the Tampa Bay Buccaneers, 44-34 to lock up team's first playoff appearance; **Dec. 13** - Saints won seventh straight, 24-10, over the Houston Oilers which gave the Saints home field in the NFC Wild Card game; **Dec. 20** - Down 24-3 in the second quarter, the Saints rallied behind backup QB **Dave Wilson** for a 31-24 win at Cincinnati, the biggest come-from-behind effort at the time in Saints' history; **Dec. 27** - Saints beat Green Bay, 33-24 to close with 12-3 record...later that night, the San Francisco 49ers won their final game which kept the Saints from winning their first division title and gaining home-field advantage in the NFC playoffs.

1988

Jan. 3 - Saints jump out to a 7-0 lead, but the Minnesota Vikings took a 31-10 halftime advantage on the way to a 44-10 win over New Orleans in the NFC Wild Card game at the Superdome; **Feb. 7** - A club-record six Saints - K **Morten Andersen**, TE **Hoby Brenner**, G **Brad Edelman**, RB **Rueben Mayes**, LB **Sam Mills**, CB **Dave Waymer** - were tabbed for the Pro Bowl in Honolulu...President/General Manager **Jim Finks** was honored as the NFL Executive of the Year and Coach **Jim Mora** was named NFL Coach of the Year; **April 24** - The Saints took FB **Craig Heyward** with their first selection in the NFL draft; **Nov. 20** - Saints score biggest win in team history in 42-0 romp over the Denver Broncos...The win clinched the Saints' second consecutive winning season; **Dec. 18** - Saints finish the season with a 10-6 record.

1989

Jan 29 - K **Morten Andersen**, WR **Eric Martin** and LB **Sam Mills** were the Saints' Pro Bowl selections; **April 23** - The Saints selected Arkansas DE **Wayne Martin** with their first selection in the NFL draft; **July 6** - NFL owners met in Chicago for a first vote for a successor to retiring commissioner **Pete Rozelle**...Saints President/General Manager **Jim Finks**, the only candidate, falls just short of the votes needed for election; **Sept. 10** - Saints score only opening-day shutout in

SAINTS **TIMELINE**

team history with 28-0 win over Dallas in the Superdome; **Oct. 26** - NFL owners select **Paul Tagliabue** to succeed **Pete Rozelle** as league commissioner; **Nov. 20** - **Tagliabue** appoints **Finks** as chairman of the NFL Competition Committee; **Dec. 24** - A 41-6 win over Indianapolis gave the Saints a 9-7 record, the Saints' third straight winning season...RB **Dalton Hiliard**, along with LBs **Vaughan Johnson** and **Pat Swilling** were selected to represent the Saints in the Pro Bowl.

1990

April 22 - Saints selected DE **Renaldo Turnbull** with their first pick in the NFL draft; **Aug. 5** - Saints beat the Oakland Raiders, 17-10 in American Bowl in London's Wembley Stadium; **Dec. 31** - On New Year's Eve, a national TV audience saw K **Morten Andersen** kick a 24-yard field goal with :02 left to beat the Los Angeles Rams 20-17 which evened the Saints' final record at 8-8 and gave the club a berth in the NFC playoffs.

1991

Jan. 6 - The Chicago Bears defeat the Saints, 16-6, in the NFC Wild Card game in Chicago's Soldier Field; **Feb. 3** - LBs **Vaughan Johnson** and **Pat Swilling** represented the Saints in the Pro Bowl, along with K **Morten Andersen**; **July 27** - Former RB **Earl Campbell**, who played the final two seasons of his career with the Saints from 1984-85, was inducted into the Pro Football Hall of Fame; **Sept. 8** - The Saints defeated the Kansas City Chiefs, 17-0 for the first 2-0 start in team history...The Saints win seven straight games to open the season; **Dec. 16** - A 27-0 win over the L.A. Raiders broke a four-game losing streak, clinched a playoff spot and kept the Saints in the hunt for the NFC West title; **Dec. 22** - In Phoenix, the Saints beat the Cardinals 27-3 and won their first NFC West title with an 11-5 record...the Saints defense allowed the fewest points in the league and were second in yards allowed; **Dec. 29** - The Falcons came from behind to defeat New Orleans 27-20 at the Superdome in an NFC Wild Card playoff game.

1992

Feb. 2 - A total of four Saints were chosen for the NFC squad in the Pro Bowl...LBs **Vaughan Johnson**, **Sam Mills** and **Pat Swilling** were named starters for the NFC, the most linebackers from a team in league history...Special teams player **Bennie Thompson** also made the trip to Honolulu; **Dec. 3** - A close 22-14 win over the Atlanta Falcons finished a three-game, 11-day stretch which put the Saints in the playoffs for the third consecutive year; **Dec. 26** - The Saints clinched the home-field advantage in the NFC Wild Card game with a 20-0 win over the New York Jets on the road...the Saints finished with a team-best 12-4 mark and led the NFL in least points allowed with a club-record 202...New Orleans also led the NFL in most sacks (57) and least sacks allowed (15), the first time since 1977 that a club led the league in both categories.

1993

Jan. 3 - With the Saints holding a 20-7 lead in the third quarter, the Philadelphia Eagles roared back with 26 fourth-quarter points to win the NFC Wild Card game, 36-20 over the Saints at the Superdome; **Feb. 7** - Six Saints - LBs **Rickey Jackson**, **Vaughan Johnson**, **Sam Mills** and **Pat Swilling**, K **Morten Andersen** and C **Joel Hilgenberg** - participated in the Pro Bowl; **April 25** - **Swilling** was traded by the Saints to Detroit for the their first- and fourth-round picks in the 1993 draft...The Saints picked T **William Roaf** with the eighth overall selection; **April 29** - At a press conference, Owner **Tom Benson** announces that President/General Manager **Jim Finks** has been diagnosed with cancer. **Finks** entered the hospital on April 26, after the NFL draft...**Benson** takes over temporarily in **Finks'** position during his absence; **May 19** - A sports bill calling in part for renovations to the Louisiana Superdome and a new practice facility for the Saints passes state lawmakers in a vote in Baton Rouge; **July 14** - **Finks** resigned; **July 31** - The Saints beat Philadelphia, 28-16 in Tokyo, Japan in the third international exhibition game the Saints have played; **Dec. 28** - Three Saints, LBs **Renaldo Turnbull**, **Rickey Jackson** and PR/KR **Tyrone Hughes** were chosen to represent the NFL in the Pro Bowl...**Hughes** was the fourth rookie in club history to receive the honor.

1994

Jan. 2 - The Saints close out 1993 season with a 20-13 victory over Cincinnati for an 8-8 record; **April 24** - The Saints chose Louisville DE **Joe Johnson** with their first pick in the NFL draft; **May 8** - After battling lung cancer for over a year, former Saints President/GM **Jim Finks** passed away at his Metairie home at the age of 66; **Oct. 23** - The Saints beat the L.A. Rams 37-34 at the Superdome as **Tyrone Hughes** returned two kickoffs for TDs on his way to setting or tying seven team and four NFL records.

SAINTS TIMELINE

1995

Jan. 26 - An early-morning fire caused severe damage at the club's Saints Drive practice facility...The two-alarm fire forced the team to move its operation out of the main building that was constructed in 1967; **Feb. 5** - DE **Wayne Martin** and T **William Roaf** participated in Pro Bowl; **March 13** - The Superdome Commission approves the sale of \$14.5 million in bonds that will go toward the construction of a new practice facility for the Saints in Metairie; **April 22** - The Saints selected Washington State LB **Mark Fields** with their first pick in the NFL draft; **June 8** - Groundbreaking ceremonies are held for the Saints' new practice facility on Airline Drive in Metairie; **July 29** - The late **Jim Finks**, who served as the Saints' President/General Manager from 1986-93, was inducted into the Pro Football Hall of Fame;

1996

Jan. 12 - **Bill Kuharich**, VP of Football Operations was promoted to VP/General Manager; **Feb. 4** - T **William Roaf** and CB **Eric Allen** participated in the Pro Bowl; **April 15** - For the first time in club history, the entire Saints organization is housed under one roof with the move to the club's new facility at 5800 Airline Drive in Metairie; **Oct. 21** - After a 19-7 defeat to the Carolina Panthers a day earlier, Saints head coach **Jim Mora**, the longest-tenured coach in all of professional sports at the time, resigned after 10 years with the club...**Mora**, who led the Saints to their first winning seasons and first playoff appearances, ended his stay with a short statement thanking owner **Tom Benson** and the Saints fans for their support; **Oct. 23** - **Rick Venturi**, the Saints' linebackers coach, was named interim head coach, the 11th head coach in team history; **Dec. 12** - T **William Roaf** was as a starter for the NFC in the Pro Bowl, his third consecutive.

1997

Jan. 28 - **Bill Kuharich** was promoted to President/General Manager/Chief Operating Officer of the Saints...**Mike Ditka** was named the 12th head coach in club history; **April 19** - The Saints selected Colorado G **Chris Naeole** with their first pick in the NFL draft; **Oct. 19** - The Saints were shut out by the Carolina Panthers, 13-0, which snapped the club's 216-game scoring streak, the fifth-longest in NFL history and the second-longest active streak.

1998

Feb. 1 - T **William Roaf** appeared in his fourth consecutive Pro Bowl; **April 18** - The Saints selected San Diego State T **Kyle Turley** as their first pick in the NFL draft; **Dec. 19** - **Roaf** is selected to his franchise-record fifth consecutive Pro Bowl.

1999

Jan. 21 - **Dick Stanfel**, who served as offensive line coach for the Saints from 1997-98 and 1976-80 and was head coach for the final four games of 1980, announced his retirement; **April 17** - The Saints acquired the fifth overall selection from the Washington Redskins in exchange for the Saints' first- and third- through seventh-round draft choices in 1999 and New Orleans' first- and third-round picks in 2000...With the fifth overall pick, the Saints selected Texas RB **Ricky Williams**, the 1998 Heisman Trophy winner...It marks the first time in NFL history that a single player represented a team's entire draft class; **Dec. 7** - Owner **Tom Benson** released a statement that said, "I will take whatever steps necessary at the end of the regular season to make the New Orleans Saints a winning franchise."; **Dec. 23** - T **William Roaf** was named to his sixth consecutive Pro Bowl, tying him for the club record in appearances.

2000

Jan. 2 - The Saints finish the 1999 season with a 3-13 overall record; **Jan. 5** - Owner **Tom Benson** fired 22 employees, including President/General Manager **Bill Kuharich** and Coach **Mike Ditka**; **Jan. 27** - Following through on his promise to "take whatever steps necessary...", **Benson** hired **Randy Mueller** as General Manager of Football Operations and **Arnold D. Fielkow** as Director of Administration; **Feb. 3** - Former Saints assistant coach and defensive coordinator **Jim Haslett** was named as the 13th head coach in club history; **Feb. 23** - Saints signed former San Diego Chargers DT **Norman Hand** to a five-year deal...It was the eighth free-agent acquisition of 2000, marking the busiest offseason in club history and placing them at the top of the league in free agent activity; **March 9** - Saints named Nicholls State University in Thibodaux, La., as their new summer training camp home; **Oct. 8** - After a 1-3 start, the Saints reeled off a six-game winning streak, starting with a 31-10 win at the Chicago Bears; **Nov. 26** - Saints defeat the defending Super Bowl Champion St. Louis Rams on the road, 31-24, for franchise's 200th all-time victory; **Dec. 10** -

SAINTS TIMELINE

Saints set club record for road victories with a 7-1 mark after a 31-27 comeback win at the San Francisco 49ers...QB **Aaron Brooks** sets a team record for quarterbacks with 108 yards rushing on 11 carries at the Niners...Saints also set NFL record for best road record turnaround after an 0-8 record in 1999; **Dec. 18** - Saints clinched second NFC West title after St. Louis lost, 38-35 at Tampa Bay...the Saints were the seventh team since 1990 to go from last place to a division title the next season; **Dec. 24** - Saints wrapped up the regular season with a 10-6 mark...The Saints defense set a club mark with 66 sacks, tied for the sixth-most in NFL history...DT **LaRoi Glover** captured the NFL sack title with a club record-tying 17 while DE **Darren Howard** had a club rookie record 11 sacks...WR **Joe Horn** set club marks for receptions (94) and reception yards (1,340); **Dec. 28** - DE **Joe Johnson** selected as the NFL Comeback Player of the Year by the Associated Press after he missed 1999 with a ruptured patellar tendon in his right knee suffered during training camp; **Dec. 30** - Saints won in postseason for the first time, a 31-28 victory over the St. Louis Rams in a NFC Wild Card Playoff game at the Superdome...WR **Willie Jackson** tied a NFL postseason mark with three TD catches and **Brooks** threw four TD passes...the win was clinched after the Saints' **Brian Milne** recovered a fumbled fair catch by the Rams' **Az-Zahir Hakim** with 1:51 remaining.

2001

Jan. 6 - Saints lost in the NFC Divisional Playoff at the Minnesota Vikings, 34-16 to end the club's storybook 2000 season; Coach **Jim Haslett** was selected as the NFL Coach of the Year by the Associated Press; **Feb. 4** - Six Saints participated in the Pro Bowl in Honolulu: DT **LaRoi Glover**, DE **Joe Johnson** and T **William Roaf**, who had a club-record seventh appearance, started while WR **Joe Horn**, LB **Mark Fields** and LB **Keith Mitchell** were selected as reserves; **April 21** - Saints picked Ole Miss RB **Deuce McAllister** with their first selection in the NFL draft; **Sept. 30** - Saints played the first NFL game in New York after the attacks of Sept. 11 in a 21-13 loss at the N.Y. Giants.

2002

Feb. 9 - S **Sammy Knight** and DT **LaRoi Glover** started in the Pro Bowl; **March 8** - Saints traded RB **Ricky Williams** to the Miami Dolphins for a first-round selection in the 2002 draft and a conditional third-round selection in 2003 (upgraded to a first-round pick in 2003 based on Williams' performance); **March 26** - Saints traded T **William Roaf** to the Kansas City Chiefs for a conditional fourth-round pick in the 2003 draft (upgraded to a third-round pick in 2003 with Roaf's playing time); **April 20** - Saints picked Tennessee WR **Donté Stallworth** with their first selection in the NFL draft; **May 9** - Saints released General Manager of Football Operations **Randy Mueller** from his contract; **May 13** - Saints promoted **Mickey Loomis** to General Manager of Football Operations from Director of Football Administration; **Sept. 22** - Saints charge back from 20-point deficit vs. Bears at Memorial Stadium in Champaign, Ill. QB **Aaron Brooks** tossed three TDs in the final three quarters, including a 29-yard scoring toss to **Stallworth** with 1:11 remaining that proved to be the game-winner; **Sept. 29** - **Stallworth** became the first rookie in 20 years to catch a touchdown in his first four NFL games; **Oct. 13** - At Washington, WR **Michael Lewis** became the seventh player in NFL history – and the first in team record books – to return a punt and a kickoff for a touchdown in the same game. His 286 return yards vs. the Redskins ranked as the second-highest in Saints history. **Lewis** was named NFC Special Teams Player of the Week for his efforts in the 43-27 victory; **Oct. 20** - Saints improve to 6-1 with 35-27 win over San Francisco in the Superdome. In the win over the 49ers, **Brooks** passed for three touchdowns and ran for another and was named NFC Offensive Player of the Week. Five of New Orleans' first six victories came over playoff teams from 2001; **Dec. 29** - RB **Deuce McAllister** rushed for 117 yards on 28 carries in finale vs. Carolina, his eighth 100-yard performance of the season (second-most in club history to the nine RB **George Rogers** posted in 1981)...**Lewis** finished the season with an NFL-record 2,432 yards of combined kickoff and punt return yardage. **Lewis** posted 1,807 yards in kickoff returns and 625 yards in punt returns – both team records...K **John Carney** finished the year with a team-record 130 points. He also tied a team mark with 31 field goals, pulling even with K **Morten Andersen**'s total in 1985.

2003

Feb. 2 - Saints represented in Pro Bowl by WR **Joe Horn**, RB **Deuce McAllister**, KR/PR **Michael Lewis** and special teams ace RB **Fred McAfee**; **April 15** - Club announces 2003 training camp will be held at the team's practice facility in Metairie, La.; **May 13** - Owner **Tom Benson** announces he will bring an Arena Football expansion franchise to the city, the New Orleans VooDoo; **Sept. 28** - **McAllister** rushes for 101 yards on 17 carries vs. the Indianapolis Colts,

SAINTS TIMELINE

beginning a franchise-record streak of nine straight 100-yard performances; **Nov. 2** - Saints win third straight over defending Super Bowl Champion Buccaneers at Tampa Bay, 17-14. In the game, **McAllister** sets a team record with his sixth straight 100-yard game, and DE **Willie Whitehead** wins NFC Player of the Week honors with three sacks. **Nov. 16** - A 23-20 overtime win over the Atlanta Falcons gives the Saints their 100th victory in the Louisiana Superdome. **McAllister** sets a team record with 237 yards from scrimmage, including 173 rushing; **Nov. 30** - **McAllister** rushes for 165 yards on 31 carries in a 24-20 victory at Washington, his ninth straight 100-yard game. The streak tied former Chicago RB Walter Payton and Jacksonville RB Fred Taylor for the third-longest in NFL history. He would be held below the milestone the following week vs. Tampa Bay; **Dec. 14** - QB **Aaron Brooks** tossed a career-high five TDs, including a club-record four caught by WR **Joe Horn**, in a 45-7 victory over the New York Giants in a nationally-televised game on ESPN. It marked the first time since 1989 that New Orleans posted over 40 points twice in the same season; **Dec. 21** - In one of the most memorable final plays from scrimmage in NFL history, the Saints pulled off a 75-yard, three-lateral touchdown as time expired to cut Jacksonville's lead to one point. WR **Jerome Pathon** capped the play with a leap into the end zone, but the PAT attempt by K **John Carney** sailed wide right, giving the Jaguars a 20-19 victory. **Dec. 28** - **McAllister** has 49 yards in the season-ending victory over Dallas, becoming only the second player in club history to go over 1,600 rushing yards in a season.

2004

Feb. 8 - Saints represented in the Pro Bowl by G **LeCharles Bentley** and RB **Deuce McAllister**; **April 24** - Saints select Ohio State DE **Will Smith** 18th overall in the NFL Draft; **Sept. 12** - WR **Joe Horn** had six receptions for 110 yards in opener vs. Seattle, becoming the first Saints wideout to have over 100 yards in 20 games; **Sept. 19** - K **John Carney** kicked three field goals and a trio of PATs, giving him 1,446 career points to move into 10th on the NFL's all-time scoring list; **Sept. 26** - In the only overtime game of the season, a 28-25 win at St. Louis, QB **Aaron Brooks** led the Saints 38 yards on four plays in the final minute to set up a game-tying field goal by **Carney** to send the contest into OT. **Carney**, who was named NFC Special Teams Player of the Week for his efforts, connected on a 31-yard attempt on the Saints' opening possession of overtime to seal the victory. **Nov. 14** - **McAllister** rushes for 127 yards on 16 attempts in 27-20 victory vs. Kansas City. His second-quarter touchdown was his fourth straight game with a TD, the longest streak of his career. **Nov. 21** - **Brooks** breaks franchise records for attempts (60) and completions (34) in defeat vs. Denver. **Dec. 12** - P **Mitch Berger** wins NFC Special Teams Player of the Week after dropping four punts inside the 20 in win at Dallas, part of a five-punt, 230-yard performance. **Dec. 19** - RB **Aaron Stecker** returns opening kickoff 98 yards against his former team, Tampa Bay. **Stecker** wins NFC Special Teams Player of the Week. **Dec. 26** - **Horn** and **Berger** voted to the Pro Bowl; **Dec. 26** - WR **Michael Lewis** returned a kickoff 96 yards for a touchdown vs. Atlanta, giving the Saints a comfortable lead in the 26-13 victory. For his efforts, **Lewis** is named NFC Special Teams Player of the Week.

2005

Jan. 2 - Saints close 2004 season as one of the NFL's hottest teams, notching their fourth straight victory with a 21-18 win at Carolina to finish 8-8. WR **Joe Horn** hauled in a 44-yard touchdown, giving him a team-record 11 receiving TDs on the season. A potential game-tying field goal was blocked by DE **Tony Bryant** with four seconds remaining. **Bryant** became the fifth Saints' player to win the NFC Special Teams Player of the Week award on the season, and the fourth straight. Also, RB **Deuce McAllister** rushes for 140 yards, giving him 1,074 on the season. He becomes the first running back in club history to reach the milestone in three straight years; **April 23** - The Saints select Oklahoma T **Jammal Brown** 13th overall in the NFL Draft. **August 28** - In anticipation of Hurricane Katrina making landfall on the Gulf Coast, the team and operations staff flew to San Jose, Calif. early for the final preseason game at Oakland. The team set up operations in a hotel and practiced at San Jose State in preparation for the preseason finale; **Sept. 1** - Following a 13-6 loss to the Raiders, players, coaches and football operations staff flew to San Antonio, Texas, where the club would conduct their day-to-day business for the 2005 season. The team is soon joined by the club's entire staff; **Sept 8** - **Tom Benson** and his family announce the start of the New Orleans Saints Hurricane Katrina Relief Fund to provide aid and assistance to the people of the entire Gulf South region. The fund raised approximately \$1 million to benefit local causes; **Sept. 11** - A 47-yard FG by K **John Carney** with three seconds remaining lifted the Saints to a 23-20 victory at Carolina. After the game, the Saints organization gave game balls to the City of New Orleans and to the Gulf Coast. The presentation capped an emotional trip which began with the reading of a letter to the team from New Orleans Mayor Ray Nagin the night

SAINTS **TIMELINE**

before the contest, a standing pregame ovation from the crowd of 72,920 and culminated by Carney's winning kick. The following week QB **Aaron Brooks** and **Carney** were featured on the cover of *Sports Illustrated*. **Carney**, who successfully connected on all three of his field goal attempts, was named NFC Special Teams Player of the Week. This marked the fifth consecutive week a Saints player received the honor dating to the last four games of 2005, an NFL record. DE **Will Smith** also became the first Saints player to force a fumble in five straight games; **Sept. 19** - New Orleans falls to the New York Giants, 27-10, in a scheduled home game that was moved to Giants Stadium. This would be the first of three stadiums where the Saints would play a home game in 2005. **McAllister** became the club's all-time rushing leader in the contest. **Sept. 25** - The Saints defeat Buffalo, 19-7, before 58,688 fans at the Alamodome in San Antonio, Texas, the team's first home game of the regular season in the location where they practiced; **Oct. 30** - The Saints fall to Miami, 21-6 before 61,643 fans at Tiger Stadium in Baton Rouge, a game which marked the team's return to Louisiana. It was the first regular-season NFL contest played at LSU; **Dec. 7** - The athletic training staff honored the efforts of the coaches, players and staff in the wake of Hurricane Katrina by selecting the entire organization as the recipient of the 2005 Ed Block Courage Award; **Dec. 22** - C **LeCharles Bentley** selected to Pro Bowl; **Dec. 30** - Owner **Tom Benson** announces team will return to Louisiana and their Metairie facility in mid-January.

2006

Jan. 1 - The Saints lose at Tampa Bay and finish season 3-13; **Jan. 2** - Head coach **Jim Haslett** relieved of his duties. The team immediately begins a coaching search; **Jan. 10** - Club announces new business management team with the promotions of **Rita Benson LeBlanc** to Owner/Executive Vice President, **Dennis Lauscha** to Senior Vice President/Chief Financial Officer, **Ben Hales** to Vice President of Marketing and Business Development, **Vicky Neumeyer** to Vice President/General Counsel, and **Mike Stanfield** to Vice President of Ticket and Suite Sales; **Jan. 17** - The Saints reopened their offices in Metairie; **Jan. 18** - **Sean Payton** named as the 14th head coach in club history; **Feb. 5** - The NFL announces Saints will return to the Louisiana Superdome for their first regular-season home game at the stadium since 2004. It is later announced that they would be hosting the Atlanta Falcons Sept. 25; **Feb. 15** - 27 Louisiana business leaders join to support the Saints' return to New Orleans to form the Saints Business Council; **March 14** - The Saints agreed to terms with former San Diego QB **Drew Brees** to a five-year contract, perhaps the most notable free-agent acquisition in team history; Saints equipment staff selected as Whitey Zimmerman Memorial Award winner for 2005 in a vote by their peers; **April 29** - Saints pick RB **Reggie Bush** second overall in the NFL Draft; **July 27** - Saints open training camp at Millsaps College in Jackson, Miss.; **Sept. 10** - Saints kick off their 40th regular season and first under **Payton** at Cleveland with a 19-14 victory; **Sept. 25** - In the first contest at the stadium since it was used as a shelter of last resort during Hurricane Katrina, the Saints christened the refurbished Superdome with a 23-3 victory on Monday Night Football. U2 and Green Day performed before the game; **Nov. 19** - **Brees** threw for a club-record 510 yards in a 31-16 loss to Cincinnati at the Superdome. The yardage total is the sixth-highest in NFL history and the Saints set a club record with 595 net yards; **Dec. 3** - **Bush** tied a team record with four touchdowns (three rushing and one receiving) in a 34-10 win over San Francisco; **Dec. 10** - On the national stage of Sunday Night Football, the Saints improved to 9-4 with a 42-17 win at Dallas. **Brees** threw five touchdowns and was named NFC Offensive Player of the Week; **Dec. 17** - Despite a 16-10 loss to the Washington Redskins, the Saints clinch their first NFC South title with losses by Atlanta and Carolina. **Dec. 19** - **Brees**, T **Jammal Brown** and DE **Will Smith** are voted to the Pro Bowl as starters. The Saints' coaches would join the threesome as the staff for the NFC squad following the season.

2007

Jan. 13 - The Saints defeated Philadelphia, 27-24 in the NFC Divisional Playoffs at the Superdome. RB **Deuce McAllister** rushed for 143 yards and a TD and added a touchdown reception in the second postseason win in club history; **Jan. 21** - In the team's first appearance in the NFC Championship Game, the Saints were defeated at Chicago, 39-14. The Saints sliced the Bears' lead to 16-14 in the second half and trailed by four early in the fourth quarter, but a handful of turnovers and miscues proved to be too much to overcome; **Feb. 2** - After the most memorable year in club history, QB **Drew Brees** is voted co-recipient of the NFL Walter Payton Man of the Year Award. It is one of a slew of awards won by Saints personnel following the 2006 season, including **Sean Payton** as a unanimous choice as NFL Coach of the Year and Executive Vice President/General Manager **Mickey Loomis** as NFL Executive of the Year by *The Sporting News*

SAINTS TIMELINE

and *Pro Football Weekly/PFWA*. Brees and T **Jammal Brown** would also be selected to the Associated Press All-Pro team; **Sept. 6** – Selected to kick off the NFL's regular season in an NBC primetime broadcast, the Saints fell on the road to the defending Super Bowl champion Indianapolis Colts 41-10; **Oct. 28** – **Brees** earned NFC Offensive Player of the Week honors in a 31-10 win at San Francisco, completing 31 of 39 passes for 334 yards and four TDs; **Nov. 4** – **Brees** set a team record with 346 passing yards in the first half of a 41-24 win over Jacksonville and his 445-yard total for the game was the second-most by a Saints passer; **Dec. 23** – **Brees** broke a 28-year-old franchise record when he completed his 17th consecutive pass, carrying his streak over from the prior week's game. The previous mark of 15 was held by **Archie Manning** and was set in 1979; **Dec. 30** – Rookie RB **Pierre Thomas** became the first player in Saints history and just the second rookie in NFL history to pick up 100 yards rushing and receiving in the same game, carrying the ball 20 times for 105 yards and catching 12 passes for 121 yards and a touchdown in his first career start at Chicago against the Bears; **Brees** set an NFL record when he closed the season finale with 440 pass completions on the year, besting former Oakland QB Rich Gannon, who had held the mark at 418. **Brees** also broke a number of single-season franchise records, including passing yards, attempts, completions, completion percentage and touchdown passes, and also tied the team record of 60 pass attempts in a game.

2008

Feb. 1 – NFL announced that the Saints have been selected to participate in the NFL International Series, scheduling New Orleans to play a home game Oct. 26 against the San Diego Chargers at Wembley Stadium in London, England; **Feb. 29** – Saints acquired LB **Jonathan Vilma** from the New York Jets for a fourth-round draft choice in the 2008 draft; **May 5** – Owner **Tom Benson** announced plans to purchase WVUE-TV FOX 8 and created Louisiana Media Company; **Aug. 31** – With Hurricane Gustav bearing down on New Orleans, the Saints evacuated their football operation to Indianapolis where they would practice for the full week leading up to the season opener; **Sept. 7** – Saints return to New Orleans and opened the season with a 24-20 victory over Tampa Bay; **Oct. 2** – QB **Drew Brees** named NFC Offensive Player of the Month for September after throwing for 1,343 yards and eight TDs in the team's first four games; **Oct. 6** – RB **Reggie Bush** tied an NFL record by returning two punts for TDs on Monday Night Football against the Minnesota Vikings, earning NFC Special Teams Player of the Week honors; **Oct. 26** – Playing in their first regular-season game outside the United States, the Saints defeated the San Diego Chargers 37-32 at London's Wembley Stadium...**Brees** was named NFC Offensive Player of the Week after throwing for 339 yards and three TDs; **Nov. 24** – In a 51-29 win over Green Bay, the Saints tied a franchise-record for points scored in a single game...RB **Deuce McAllister** broke the record for the most TDs scored in team history with this 54th on a three-yard run; **Dec. 21** – RB **Pierre Thomas** tied a team-record by scoring a TD in his sixth consecutive game; **Dec. 28** – **Brees** finished the season with 5,069 passing yards, the second-most in a season in NFL history, trailing only Dan Marino's 5,084 in 1984...he also set new team records with 34 TDs and 10 games with 300 or more passing yards.

2009

Jan. 6 – QB **Drew Brees** named Associated Press Offensive Player of the Year; **Jan. 15** – **Gregg Williams** hired as the team's defensive coordinator; **Feb. 8** – **Brees** and T **Jammal Brown** play for the NFC in the Pro Bowl; **March 24** – Saints signed free agent S **Darren Sharper**; **March 30** – Saints announced the team's training camp would be held at their home practice facility in Metairie, La.; **April 25** – Saints use the 14th overall pick in the NFL Draft to select Ohio State CB **Malcolm Jenkins**; **April 30** – Owner **Tom Benson** and Louisiana Gov. **Bobby Jindal** announced a lease extension that will keep the Saints in New Orleans through 2025 and provide \$85 million to upgrade the Louisiana Superdome. **Benson** also announced that he will purchase the Dominion Tower and develop a festival plaza outside the stadium; **May 19** – The NFL announced that New Orleans will host Super Bowl XLVII following the 2012 season; **June 19** – **Dennis Lauscha** promoted to Executive Vice President/Chief Financial Officer; **Sept. 13** – Saints opened their season with a 45-27 victory over the Detroit Lions, their most points ever on kickoff weekend. **Brees** tied a club record with six touchdown passes and was named NFC Offensive Player of the Week; **Oct. 1** – **Brees** named NFC Offensive Player of the Month for September after leading Saints to 3-0 record and throwing for 1,276 yards and nine TDs; **Oct. 25** – Saints improved to 6-0 with a 46-34 win at Miami, where they rebounded from a 24-3 deficit, tying their biggest comeback in franchise history. K **John Carney** became the fourth player in NFL history to reach 2,000 career points; **Oct. 28** – **Sharper** was named NFC Defensive player of the Month as he had three interceptions, two returned for touchdowns; **Nov. 8** – With their 30-20 win over Carolina,

SAINTS TIMELINE

the 8-0 Saints now had the best start in franchise history; **Nov. 22** - Following their 38-7 win over Tampa Bay to improve their record to 10-0, New Orleans' 10 game winning streak was the longest in franchise history; **Nov. 30** - In a 38-17 Monday night win over New England, where the Saints averaged a club record 9.6 yards per play, **Brees** completed 18-of-23 passes for 371 yards with five touchdowns. His career-high passer rating of 158.3, was only the second perfect rating in club history. **Brees** was named NFC Offensive Player of the Week; **Dec. 19** - After falling 24-17 to Dallas, New Orleans finally had a blemish on its record after a club-record 13 victories. **Brees** threw his 121st touchdown pass as a Saint, making him the franchise's all-time record holder and also became only the second NFL quarterback to throw for 4,000 yards in four consecutive seasons; **Dec. 27** - With 21-yard interception return vs. Tampa Bay, **Sharper** set the NFL single season NFL record for interception return yardage with 376. In the game Brees completed a club-record 19 straight passes and also tied his club single-season record for touchdown passes with his 34th; **Dec. 29** - **Brees**, G **Jahri Evans**, **Sharper**, T **Jon Stinchcomb** and LB **Jonathan Vilma** were named to the Pro Bowl, later to be joined by C **Jonathan Goodwin** and S **Roman Harper** for a club-record seven total Saints.

2010

Jan 12 - QB **Drew Brees** named *The Sporting News* Offensive Player of the Year; **Jan. 16** - Saints defeated Arizona 45-14 in the NFC Divisional Playoffs at the Superdome. RB **Reggie Bush** scored touchdowns on a 46-yard run and an 83-yard punt return; **Jan. 24** - Saints defeat Minnesota 31-28 in an overtime thriller in the NFC Championship game at the Superdome, advancing the Saints to the Super Bowl for the first time in franchise history; **Feb. 6** - LB **Rickey Jackson** voted to the Pro Football Hall of Fame, becoming the first former Saint to have spent the majority of his career with New Orleans to be elected. **Feb. 7** - Saints defeat the Indianapolis Colts 31-17 in Super Bowl XLIV in Miami Gardens, Fla. The Saints overcame an early 10-point deficit as **Brees** was named the game's Most Valuable Player as he completed 32 of 39 passes for 288 yards with two touchdown passes and a 114.5 passer rating, tying the NFL record for completions in a Super Bowl. K **Garrett Hartley** became the first player in NFL history to boot three field goals of 40-or-more-yards in a Super Bowl; **April 22** - Saints used the 32nd overall pick in the NFL Draft to select Florida State CB **Patrick Robinson**. **May 11** - The Saints re-signed G **Jahri Evans**, who appeared to a seven-year contract. **June 16** - The entire Saints organization were presented with their Super Bowl XLIV Championship rings at a ceremony at the Roosevelt Hotel in New Orleans. **June 25** - WR **Joe Horn** signed a one-day contract with the club and retired as a Saint. **Sept. 9** - After their Super Bowl XLIV Championship banner was unveiled in the Superdome, the Saints defeated the Minnesota Vikings in the 2010 NFL kickoff contest. **Dec. 5** - In the second quarter of a come-from-behind 34-30 win at Cincinnati, QB **Drew Brees** became the club's all-time passing yardage leader. **Dec. 27** - In a 17-14 Monday night win at Atlanta, New Orleans clinched a playoff berth for the first time in back-to-back seasons since the 1991 and 1992 campaigns.

2011

Jan 8 - The Seattle Seahawks came back from 10-0 and 17-7 first half deficits to defeat New Orleans 41-36 at Qwest Field in an NFC Wild Card playoff game. **Jan. 30** - A total of five Saints were chosen for the NFC squad for the Pro Bowl...G **Jahri Evans** was named as a starter for the NFC for the second consecutive season...QB **Drew Brees**, S **Roman Harper**, G **Carl Nicks** and LB **Jonathan Vilma** also made the trip to Honolulu, with Vilma opening the contest with Evans. **Apr. 28** - Saints used the 24th overall pick in the NFL Draft to select California DE **Cameron Jordan** and then acquired the 28th pick from the New England Patriots and selected Alabama RB **Mark Ingram**.

SAINTS UNIFORM HISTORY

1967: *Helmets* - Gold helmet, black Fleur-de-Lis emblem with white outline on both sides with black/white/black center stripes and gray facemasks. *Jerseys* - Black, gold numerals (white trim) with white and gold sleeve stripes and TV numerals on shoulder; White, gold numerals (black trim) with black and gold sleeve stripes and TV numerals on shoulder. *Pants* - Gold with black/white/black stripes. *Socks* - White with black and gold stripes.

1968: *Helmets* - Gold helmet, black Fleur-de-Lis emblem with white outline on both sides with black/white/black center stripes (first 2 games) and gray facemasks. Center stripes were changed to white/black/white for the final 12 games.

1969: *Helmets (Preseason only)* - Black helmet, gold Fleur-de-Lis emblem with white outline on both sides with white/gold/white center stripes and gray facemasks. Saints' helmets have been exclusively gold in color since with black/white/black center stripes. *Jerseys* - Black, solid white numerals with white and gold sleeve stripes and TV numerals on shoulder; White, solid black numerals with black and gold sleeve stripes and TV numerals on shoulder; Both black and white jerseys were changed to 1967-68 style for the final nine games. NFL 50th Anniversary patch worn on right sleeve.

1970: *Jerseys* - Black, solid white numerals with white and gold sleeve stripes and TV numerals on shoulder; White, solid black numerals with white and gold sleeve stripes and TV numerals on shoulder.

1975: *Jerseys* - TV numerals moved to sleeves. *Pants* - White with black/gold/black stripes.

1976: *Helmets* - Facemask color changed to black. *Pants* - Black with gold/white/gold stripes worn with white jerseys only.

1983: *Jerseys* - Numerals changed to "San Diego" screen-on style (Thin border around the numeral with no contact between the numeral & border). *Socks* - White with solid black.

1986: *Jerseys* - Sleeve stripes eliminated & TV numerals moved to shoulder; Fleur-de-Lis and Louisiana emblem on both sleeves. *Pants* - Gold with wide solid black stripe, Fleur-de-Lis and Louisiana emblem inside the stripe at the hip worn with both jerseys. *Socks* - White with wide gold stripe on black background.

1991: *Jerseys* - Saints' 25th anniversary patch worn on right front shoulder.

1994: *Jerseys* - As part of the NFL's 75th Anniversary celebration, team wore 1967-style "throwback" uniforms for the 3rd through 5th games of the season; NFL 75th anniversary patch worn on right front shoulder.

1996: *Jerseys* - White, gold numerals with black trim, Fleur-de-Lis emblem on sleeve and TV numerals on shoulder; Black, gold numerals with white trim, Fleur-de-Lis emblem on sleeve and TV numerals on shoulder; Saints' 30th anniversary patch worn on right front shoulder. *Pants* - Gold with wide solid black stripe and gold Fleur-de-Lis emblem inside stripe at the hip. *Socks* - White with solid black.

1999: *Jerseys* - White, black numerals with gold trim; no changes to black jerseys. *Pants* - Black with wide solid gold stripe and black Fleur-de-Lis emblem inside stripe at the hip worn with white jersey only.

2000: *Helmets* - Fleur-de-Lis emblem updated with white/gold/black outline. *Jerseys* - Only change was updated Fleur-de-Lis emblem on sleeve. Team wore white jersey in NFC Wild Card game vs. St. Louis Rams, instead of usual home black. *Pants* - Gold with wide solid black stripe and gold Fleur-de-Lis emblem inside stripe at the hip worn with both jerseys.

2001: *Jerseys* - Wore white as primary jersey for all games except road games when opponent wore white (black jerseys worn). *Pants* - Solid black with gold Fleur-de-Lis emblem at the hip with both jerseys. Saints wore all-black combination for first time at Carolina (Oct. 14) and for the final two games of the season.

2002: *Jerseys* - Returned to wearing black as primary home jersey. As part of NFL's Thanksgiving Classics celebration, team wore 1967-style "throwback" uniform with black jersey, gold pants and original helmet logo with grey facemask vs. Tampa Bay (Dec. 1). Gold alternate jersey with black numerals and white trim worn vs. Minnesota (Dec. 15). *Pants* - Gold with wide solid black stripe and gold Fleur-de-Lis emblem inside stripe at the hip with black jerseys and white jersey at Cincinnati (Dec. 22). Solid black with gold Fleur-de-Lis emblem at the hip worn with white and gold jerseys.

2006: *Jerseys* - Gold Louisiana emblem patch with Fleur-de-Lis on left shoulder.

2007: *Jerseys* - Gold Louisiana emblem removed from left shoulder.

SEASON RESULTS (1967-70)

HOME GAMES IN BOLD CAPS - All attendance figures from 1990 - present are based on tickets distributed
 MN - Monday Night; SN - Sunday Night; TN - Thursday Night; FR - Friday; SAT - Saturday

1967: 3-11 (4th-Capitol)

		Head Coach: Tom Fears			
9/17	LOS ANGELES RAMS	TULANE STADIUM	L	13-27	80,879
9/24	WASHINGTON REDSKINS	TULANE STADIUM	L	10-30	74,937
10/1	CLEVELAND BROWNS	TULANE STADIUM	L	7-42	77,045
10/8	at N.Y. Giants	Yankee Stadium	L	21-27	62,670
10/15	at Dallas Cowboys	Cotton Bowl	L	10-14	64,128
10/22	at San Francisco 49ers	Kezar Stadium	L	13-27	34,285
10/29	PITTSBURGH STEELERS	TULANE STADIUM	L	10-14	68,911
11/5	PHILADELPHIA EAGLES	TULANE STADIUM	W	31-24	59,596
11/12	DALLAS COWBOYS	TULANE STADIUM	L	10-27	83,437
11/19	at Philadelphia Eagles	Franklin Field	L	21-48	60,751
11/26	ATLANTA FALCONS	TULANE STADIUM	W	27-24	83,437
12/3	at St. Louis Cardinals	Busch Stadium	L	20-31	41,171
12/10	at Baltimore Colts	Memorial Stadium	L	10-30	60,238
12/17	at Washington Redskins	D.C. Stadium	W	30-14	50,486
				233-379	901,971

1968: 4-9-1 (3rd-Century)

		Head Coach: Tom Fears			
9/15	CLEVELAND BROWNS	TULANE STADIUM	L	10-24	74,215
9/22	WASHINGTON REDSKINS	TULANE STADIUM	W	31-17	65,941
9/29	ST. LOUIS CARDINALS	TULANE STADIUM	L	20-21	79,021
10/6	at New York Giants	Yankee Stadium	L	21-38	60,967
10/13	MINNESOTA VIKINGS	TULANE STADIUM	W	20-17	71,105
10/20	at Pittsburgh Steelers	Pitt Stadium	W	16-12	32,303
10/27	at St. Louis Cardinals	Busch Stadium	L	17-31	45,476
11/3	DALLAS COWBOYS	TULANE STADIUM	L	3-17	84,728
11/10	at Cleveland Browns	Municipal Stadium	L	17-35	71,025
11/17	at Green Bay Packers (Milw.)	Milwaukee County Stadium	L	7-29	49,644
11/24	at Detroit Lions	Tiger Stadium	T	20-20	46,152
12/1	CHICAGO BEARS	TULANE STADIUM	L	17-23	78,285
12/8	at Philadelphia Eagles	Franklin Field	L	17-29	57,128
12/15	PITTSBURGH STEELERS	TULANE STADIUM	W	24-14	66,131
				246-327	882,121

1969: 5-9 (3rd-Capitol)

		Head Coach: Tom Fears			
9/21	WASHINGTON REDSKINS	TULANE STADIUM	L	20-26	73,147
9/28	DALLAS COWBOYS	TULANE STADIUM	L	17-21	79,567
10/5	at Los Angeles Rams	L.A. Memorial Coliseum	L	17-36	54,879
10/12	CLEVELAND BROWNS	TULANE STADIUM	L	17-27	71,274
10/19	BALTIMORE COLTS	TULANE STADIUM	L	10-30	80,636
10/26	at Philadelphia Eagles	Franklin Field	L	10-13	60,658
11/2	at St. Louis Cardinals	Busch Stadium	W	51-42	46,718
11/9	at Dallas Cowboys	Cotton Bowl	L	17-33	62,282
11/16	at New York Giants	Yankee Stadium	W	25-24	68,927
11/23	SAN FRANCISCO 49ERS	TULANE STADIUM	W	43-38	71,448
11/30	PHILADELPHIA EAGLES	TULANE STADIUM	W	26-17	72,805
12/7	at Atlanta Falcons	Atlanta Stadium	L	17-45	57,021
12/14	at Washington Redskins	R.F.K. Stadium	L	14-17	50,354
12/21	PITTSBURGH STEELERS	TULANE STADIUM	W	27-24	72,256
				311-393	921,972

1970: 2-11-1 (4th-NFC West)

		Head Coaches: Tom Fears (7 games, 1-5-1) & J.D. Roberts (7 games, 1-6)			
9/20	ATLANTA FALCONS	TULANE STADIUM	L	3-14	77,042
9/27	at Minnesota Vikings	Metropolitan Stadium	L	0-26	47,900
10/4	NEW YORK GIANTS	TULANE STADIUM	W	14-10	69,126
10/11	at St. Louis Cardinals	Busch Stadium	L	17-24	45,294
10/18	at San Francisco 49ers	Kezar Stadium	T	20-20	39,446
10/25	at Atlanta Falcons	Atlanta Stadium	L	14-32	58,850
11/1	L.A. RAMS	TULANE STADIUM	L	17-30	77,861
11/8	DETROIT LIONS	TULANE STADIUM	W	19-17	66,910
11/15	at Miami Dolphins	Orange Bowl	L	10-21	42,866
11/22	DENVER BRONCOS	TULANE STADIUM	L	6-31	66,837
11/29	at Cincinnati Bengals	Riverfront Stadium	L	6-26	59,342
12/6	at Los Angeles Rams	L.A. Memorial Coliseum	L	16-34	66,410
12/13	SAN FRANCISCO 49ERS	TULANE STADIUM	L	27-38	61,940
12/20	CHICAGO BEARS	TULANE STADIUM	L	3-24	63,518
				172-347	843,342

SEASON RESULTS (1971-74)

1971: 4-8-2 (4th-NFC West)

9/19	LOS ANGELES RAMS	Head Coach: J.D. Roberts	W	24-20	70,915
9/26	SAN FRANCISCO 49ERS	TULANE STADIUM	L	20-38	81,595
10/3	at Houston Oilers	Astrodome	T	13-13	47,966
10/10	at Chicago Bears	Soldier Field	L	14-35	55,049
10/17	DALLAS COWBOYS	TULANE STADIUM	W	24-14	83,088
10/24	at Atlanta Falcons	Atlanta Stadium	L	6-28	58,850
10/31	at Washington Redskins	R.F.K. Stadium	L	14-24	53,041
11/7	OAKLAND RAIDERS	TULANE STADIUM	T	21-21	83,102
11/14	at San Francisco 49ers	Candlestick Park	W	26-20	45,138
11/21	MINNESOTA VIKINGS	TULANE STADIUM	L	10-23	83,130
11/28	at Green Bay Packers (Milw.)	Milwaukee County Stadium	W	29-21	48,035
12/5	at Los Angeles Rams	L.A. Memorial Coliseum	L	28-45	73,610
12/12	CLEVELAND BROWNS	TULANE STADIUM	L	17-21	72,794
12/19	ATLANTA FALCONS	TULANE STADIUM	L	20-24	75,954
				266-347	932,267

1972: 2-11-1 (4th-NFC West)

9/17	at Los Angeles Rams	Head Coach: J.D. Roberts	L	14-34	66,303
9/25	KANSAS CITY CHIEFS - MN	L.A. Memorial Coliseum	L	17-20	70,793
10/1	SAN FRANCISCO 49ERS	TULANE STADIUM	L	2-37	69,840
10/8	at New York Giants	Yankee Stadium	L	21-45	62,507
10/15	ATLANTA FALCONS	TULANE STADIUM	L	14-21	66,294
10/22	at San Francisco 49ers	Candlestick Park	T	20-20	59,167
10/29	PHILADELPHIA EAGLES	TULANE STADIUM	W	21-3	65,664
11/5	at Minnesota Vikings	Metropolitan Stadium	L	6-37	49,784
11/12	at Atlanta Falcons	Atlanta Stadium	L	20-36	58,850
11/19	at Detroit Lions	Tiger Stadium	L	14-27	53,752
11/26	LOS ANGELES RAMS	TULANE STADIUM	W	19-16	64,325
12/3	at New York Jets	Shea Stadium	L	17-18	62,496
12/10	NEW ENGLAND PATRIOTS	TULANE STADIUM	L	10-17	64,889
12/17	GREEN BAY PACKERS	TULANE STADIUM	L	20-30	65,881
				215-361	880,545

1973: 5-9 (3rd-NFC West)

9/16	ATLANTA FALCONS	Head Coach: John North	L	7-62	66,428
9/24	at Dallas Cowboys - MN	TULANE STADIUM	L	3-40	52,715
9/30	at Baltimore Colts	Texas Stadium	L	10-14	52,293
10/7	CHICAGO BEARS	Memorial Stadium	W	21-16	56,561
10/14	DETROIT LIONS	TULANE STADIUM	W	20-13	57,810
10/21	at San Francisco 49ers	TULANE STADIUM	L	0-40	52,881
10/28	WASHINGTON REDSKINS	Candlestick Park	W	19-3	66,315
11/4	BUFFALO BILLS	TULANE STADIUM	W	13-0	74,770
11/11	at Los Angeles Rams	L.A. Memorial Coliseum	L	7-29	70,358
11/18	at San Diego Chargers	San Diego Stadium	L	14-17	38,848
11/25	LOS ANGELES RAMS	TULANE STADIUM	L	13-24	67,192
12/2	at Green Bay Packers (Milw.)	Milwaukee County Stadium	L	10-30	46,092
12/9	SAN FRANCISCO 49ERS	TULANE STADIUM	W	16-10	62,490
12/16	at Atlanta Falcons	Atlanta-Fulton County Stadium	L	10-14	34,147
				163-312	794,900

1974: 5-9 (3rd-NFC West)

9/15	SAN FRANCISCO 49ERS	Head Coach: John North	L	13-17	65,071
9/22	at Los Angeles Rams	TULANE STADIUM	L	0-24	64,178
9/29	ATLANTA FALCONS	L.A. Memorial Coliseum	W	14-13	62,273
10/6	at Chicago Bears	TULANE STADIUM	L	10-24	45,818
10/13	at Denver Broncos	Soldier Field	L	17-33	51,881
10/20	at Atlanta Falcons	Mile High Stadium	W	13-3	47,217
10/27	PHILADELPHIA EAGLES	Atlanta Stadium	W	14-10	64,257
11/3	at Detroit Lions	TULANE STADIUM	L	14-19	43,256
11/10	MIAMI DOLPHINS	Tiger Stadium	L	0-21	74,289
11/17	LOS ANGELES RAMS	TULANE STADIUM	W	20-7	57,287
11/25	PITTSBURGH STEELERS - MN	TULANE STADIUM	L	7-28	71,907
12/1	at Minnesota Vikings	Metropolitan Stadium	L	9-29	44,202
12/8	ST. LOUIS CARDINALS	TULANE STADIUM	W	14-0	57,152
12/15	at San Francisco 49ers	Candlestick Park	L	21-35	40,418
				166-263	789,156

SEASON RESULTS (1975-78)

1975: 2-12 (4th-NFC West)

Head Coaches: John North (6 games, 1-5) & Ernie Hefferle (8 games, 1-7)				
9/21	at Washington Redskins	R.F.K. Stadium	L	3-41
9/28	CINCINNATI BENGALS	LOUISIANA SUPERDOME	L	0-21
10/5	at Atlanta Falcons	Atlanta Stadium	L	7-14
10/12	GREEN BAY PACKERS	LOUISIANA SUPERDOME	W	20-19
10/19	at San Francisco 49ers	Candlestick Park	L	21-35
10/26	at Los Angeles Rams	L.A. Memorial Coliseum	L	14-38
11/2	ATLANTA FALCONS	LOUISIANA SUPERDOME	W	23-7
11/9	at Oakland Raiders	Oakland Coliseum	L	10-48
11/16	MINNESOTA VIKINGS	LOUISIANA SUPERDOME	L	7-20
11/23	SAN FRANCISCO 49ERS	LOUISIANA SUPERDOME	L	6-16
11/30	at Cleveland Browns	Municipal Stadium	L	16-17
12/7	LOS ANGELES RAMS	LOUISIANA SUPERDOME	L	7-14
12/14	at New York Giants	Shea Stadium	L	14-28
12/21	CHICAGO BEARS	LOUISIANA SUPERDOME	L	17-42
				165-360
				633,807

1976: 4-10 (3rd-NFC West)

HEAD COACH: Hank Stram				
9/12	MINNESOTA VIKINGS	LOUISIANA SUPERDOME	L	9-40
9/19	DALLAS COWBOYS	LOUISIANA SUPERDOME	L	6-24
9/26	at Kansas City Chiefs	Arrowhead Stadium	W	27-17
10/3	HOUSTON OILERS	LOUISIANA SUPERDOME	L	26-31
10/10	ATLANTA FALCONS	LOUISIANA SUPERDOME	W	30-0
10/17	at San Francisco 49ers	Candlestick Park	L	3-33
10/24	LOS ANGELES RAMS	LOUISIANA SUPERDOME	L	10-16
10/31	at Atlanta Falcons	Atlanta-Fulton County Stadium	L	20-23
11/7	at Green Bay Packers (Milw.)	Milwaukee County Stadium	L	27-32
11/14	DETROIT LIONS	LOUISIANA SUPERDOME	W	17-16
11/21	at Seattle Seahawks	Kingdome	W	51-27
11/28	at Los Angeles Rams	L.A. Memorial Coliseum	L	14-33
12/5	at New England Patriots	Schaefer Stadium	L	6-27
12/12	SAN FRANCISCO 49ERS	LOUISIANA SUPERDOME	L	7-27
				253-346
				714,135

1977: 3-11 (4th-NFC West)

Head Coach: Hank Stram				
9/18	GREEN BAY PACKERS	LOUISIANA SUPERDOME	L	20-24
9/25	at Detroit Lions	Silverdome	L	19-23
10/2	at Chicago Bears	Soldier Field	W	42-24
10/9	SAN DIEGO CHARGERS	LOUISIANA SUPERDOME	L	0-14
10/16	at Los Angeles Rams	L.A. Memorial Coliseum	L	7-14
10/23	at St. Louis Cardinals	Busch Stadium	L	31-49
10/30	LOS ANGELES RAMS	LOUISIANA SUPERDOME	W	27-26
11/6	at Philadelphia Eagles	Veterans Stadium	L	7-28
11/13	SAN FRANCISCO 49ERS	LOUISIANA SUPERDOME	L	7-10 OT
11/20	ATLANTA FALCONS	LOUISIANA SUPERDOME	W	21-20
11/27	at San Francisco 49ers	Candlestick Park	L	17-20
12/4	NEW YORK JETS	LOUISIANA SUPERDOME	L	13-16
12/11	TAMPA BAY BUCCANEERS	LOUISIANA SUPERDOME	L	14-33
12/18	at Atlanta Falcons	Atlanta-Fulton County Stadium	L	7-35
				232-336
				656,079

1978: 7-9 (3rd-NFC West)

Head Coach: Dick Nolan				
9/3	MINNESOTA VIKINGS	LOUISIANA SUPERDOME	W	31-24
9/10	at Green Bay Packers (Milw.)	Milwaukee County Stadium	L	17-28
9/17	PHILADELPHIA EAGLES	LOUISIANA SUPERDOME	L	17-24
9/24	at Cincinnati Bengals	Riverfront Stadium	W	20-18
10/1	LOS ANGELES RAMS	LOUISIANA SUPERDOME	L	20-26
10/8	CLEVELAND BROWNS	LOUISIANA SUPERDOME	L	16-24
10/15	at San Francisco 49ers	Candlestick Park	W	14-7
10/22	at Los Angeles Rams	L.A. Memorial Coliseum	W	10-3
10/29	NEW YORK GIANTS	LOUISIANA SUPERDOME	W	28-17
11/5	at Pittsburgh Steelers	Three Rivers Stadium	L	14-20
11/12	ATLANTA FALCONS	LOUISIANA SUPERDOME	L	17-20
11/19	at Dallas Cowboys	Texas Stadium	L	7-27
11/26	at Atlanta Falcons	Atlanta-Fulton County Stadium	L	17-20
12/3	SAN FRANCISCO 49ERS	LOUISIANA SUPERDOME	W	24-13
12/10	HOUSTON OILERS	LOUISIANA SUPERDOME	L	12-17
12/17	at Tampa Bay Buccaneers	Tampa Stadium	W	17-10
				281-298
				850,823

SEASON RESULTS (1979-82)

1979: 8-8 (2nd-NFC West)

9/2	ATLANTA FALCONS	Head Coach: Dick Nolan			
9/9	at Green Bay Packers (Milw.)	LOUISIANA SUPERDOME	L	34-40 OT	70,940
9/16	PHILADELPHIA EAGLES	Milwaukee County Stadium	L	19-28	53,184
9/23	at San Francisco 49ers	LOUISIANA SUPERDOME	L	14-26	54,212
9/30	NEW YORK GIANTS	Candlestick Park	W	30-21	39,727
10/7	LOS ANGELES RAMS	LOUISIANA SUPERDOME	W	24-14	51,543
10/14	at Tampa Bay Buccaneers	LOUISIANA SUPERDOME	L	17-35	68,986
10/21	DETROIT LIONS	Tampa Stadium	W	42-14	67,640
10/28	at Washington Redskins	LOUISIANA SUPERDOME	W	17-7	57,428
11/4	at Denver Broncos	R.F.K. Stadium	W	14-10	52,133
11/11	SAN FRANCISCO 49ERS	Mile High Stadium	W	3-10	74,482
11/18	at Seattle Seahawks	LOUISIANA SUPERDOME	L	31-20	65,551
11/25	at Atlanta Falcons	Kingdome	L	24-38	60,055
12/3	OAKLAND RAIDERS - MN	Atlanta-Fulton County Stadium	W	37-6	42,815
12/9	SAN DIEGO CHARGERS	LOUISIANA SUPERDOME	L	35-42	65,541
12/16	at Los Angeles Rams	LOUISIANA SUPERDOME	L	0-35	61,059
		L.A. Memorial Coliseum	W	29-14	53,879
				270-260	820,175

1980: 1-15 (4th-NFC West)

Head Coaches: Dick Nolan (12 games, 0-12) & Dick Stanfel (4 games, 1-3)					
9/7	SAN FRANCISCO 49ERS	LOUISIANA SUPERDOME	L	23-26	58,621
9/14	at Chicago Bears	Soldier Field	L	3-22	62,533
9/21	BUFFALO BILLS	LOUISIANA SUPERDOME	L	26-35	51,154
9/28	at Miami Dolphins	Orange Bowl	L	16-21	40,946
10/5	ST. LOUIS CARDINALS	LOUISIANA SUPERDOME	L	7-40	45,388
10/12	at Detroit Lions	Silverdome	L	13-24	78,147
10/19	ATLANTA FALCONS	LOUISIANA SUPERDOME	L	14-41	62,651
10/26	at Washington Redskins	R.F.K. Stadium	L	14-22	51,375
11/2	at Los Angeles Rams	Anaheim Stadium	L	31-45	39,909
11/9	PHILADELPHIA EAGLES	LOUISIANA SUPERDOME	L	21-34	44,340
11/16	at Atlanta Falcons	Atlanta-Fulton County Stadium	L	13-31	53,871
11/24	LOS ANGELES RAMS - MN	LOUISIANA SUPERDOME	L	7-27	53,488
11/30	MINNESOTA VIKINGS	LOUISIANA SUPERDOME	L	20-23	30,366
12/7	at San Francisco 49ers	Candlestick Park	L	35-38 OT	37,949
12/14	at New York Jets	Shea Stadium	W	21-20	38,077
12/21	NEW ENGLAND PATRIOTS	LOUISIANA SUPERDOME	L	27-38	38,277
				291-487	807,652

1981: 4-12 (4th-NFC West)

Head Coach: Bum Phillips					
9/6	at Atlanta Falcons	Atlanta-Fulton County Stadium	L	0-27	57,406
9/13	LOS ANGELES RAMS	LOUISIANA SUPERDOME	W	23-17	62,063
9/20	at New York Giants	Giants Stadium	L	7-20	69,814
9/27	at San Francisco 49ers	Candlestick Park	L	14-21	44,433
10/4	PITTSBURGH STEELERS	LOUISIANA SUPERDOME	L	6-20	64,578
10/11	PHILADELPHIA EAGLES	LOUISIANA SUPERDOME	L	14-31	52,728
10/18	at Cleveland Browns	Municipal Stadium	L	17-20	76,059
10/25	CINCINNATI BENGALS	LOUISIANA SUPERDOME	W	17-7	46,336
11/1	ATLANTA FALCONS	LOUISIANA SUPERDOME	L	10-41	63,637
11/8	at Los Angeles Rams	Anaheim Stadium	W	21-13	61,068
11/15	at Minnesota Vikings	Metropolitan Stadium	L	10-20	45,243
11/22	at Houston Oilers	Astrodome	W	27-24	49,581
11/29	TAMPA BAY BUCCANEERS	LOUISIANA SUPERDOME	L	14-31	62,209
12/6	at St. Louis Cardinals	Busch Stadium	L	3-30	46,923
12/13	GREEN BAY PACKERS	LOUISIANA SUPERDOME	L	7-35	45,518
12/20	SAN FRANCISCO 49ERS	LOUISIANA SUPERDOME	L	17-21	43,639
				207-378	891,207

1982: 4-5 (2nd-NFC West: unofficial due to strike)

Head Coach: Bum Phillips					
9/12	ST. LOUIS CARDINALS	LOUISIANA SUPERDOME	L	7-21	58,673
9/19	at Chicago Bears	Soldier Field	W	10-0	56,600
11/21	KANSAS CITY CHIEFS	LOUISIANA SUPERDOME	W	27-17	39,341
11/28	at San Francisco 49ers	Candlestick Park	W	23-20	51,611
12/5	TAMPA BAY BUCCANEERS	LOUISIANA SUPERDOME	L	10-13	61,709
12/12	at Atlanta Falcons	Atlanta-Fulton County Stadium	L	0-35	39,535
12/19	at Dallas Cowboys	Texas Stadium	L	7-21	64,506
12/26	WASHINGTON REDSKINS	LOUISIANA SUPERDOME	L	10-27	48,667
1/2	ATLANTA FALCONS	LOUISIANA SUPERDOME	W	35-6	47,336
				129-160	467,978

SEASONRESULTS (1983-86)

1983: 8-8 (3rd-NFC West)

9/4	ST. LOUIS CARDINALS	Head Coach: Bum Phillips			
9/11	at Los Angeles Rams	LOUISIANA SUPERDOME	L	28-17	60,430
9/18	CHICAGO BEARS	Anaheim Stadium	L	27-30	45,572
9/25	at Dallas Cowboys	LOUISIANA SUPERDOME	W	34-31 OT	64,692
10/2	MIAMI DOLPHINS	Texas Stadium	L	20-21	62,136
10/9	at Atlanta Falcons	LOUISIANA SUPERDOME	W	17-7	66,489
10/16	SAN FRANCISCO 49ERS	Atlanta-Fulton County Stadium	W	19-17	51,654
10/23	at Tampa Bay Buccaneers	LOUISIANA SUPERDOME	L	13-32	68,154
10/30	at Buffalo Bills	Tampa Stadium	W	24-21	48,242
11/6	ATLANTA FALCONS	Rich Stadium	L	21-27	49,413
11/13	at San Francisco 49ers	LOUISIANA SUPERDOME	W	27-10	67,062
11/21	NEW YORK JETS - MN	Candlestick Park	L	0-27	40,022
11/27	MINNESOTA VIKINGS	LOUISIANA SUPERDOME	L	28-31	68,606
12/4	at New England Patriots	LOUISIANA SUPERDOME	W	17-16	59,502
12/11	at Philadelphia Eagles	Sullivan Stadium	L	0-7	24,579
12/18	LOS ANGELES RAMS	Veterans Stadium	W	20-17 OT	45,182
		LOUISIANA SUPERDOME	L	24-26	70,148
				319-337	891,883

1984: 7-9 (3rd-NFC West)

9/2	ATLANTA FALCONS	Head Coach: Bum Phillips			
9/9	TAMPA BAY BUCCANEERS	LOUISIANA SUPERDOME	L	28-36	66,652
9/16	at San Francisco 49ers	LOUISIANA SUPERDOME	W	17-13	54,686
9/23	ST. LOUIS CARDINALS	Candlestick Park	L	20-30	57,611
9/30	at Houston Oilers	LOUISIANA SUPERDOME	W	34-24	58,723
10/7	at Chicago Bears	Astrodome	W	27-10	43,108
10/14	LOS ANGELES RAMS	Soldier Field	L	7-20	53,752
10/21	at Dallas Cowboys - SN	LOUISIANA SUPERDOME	L	10-28	63,161
10/28	at Cleveland Browns	Texas Stadium	L	27-30 OT	50,966
11/4	GREEN BAY PACKERS	Municipal Stadium	W	16-14	52,849
11/11	at Atlanta Falcons	LOUISIANA SUPERDOME	L	13-23	57,426
11/19	PITTSBURGH STEELERS - MN	Atlanta-Fulton County Stadium	W	17-13	40,590
11/25	SAN FRANCISCO 49ERS	LOUISIANA SUPERDOME	W	27-24	66,005
12/2	at Los Angeles Rams	LOUISIANA SUPERDOME	W	3-35	65,117
12/9	CINCINNATI BENGALS	Anaheim Stadium	L	21-34	49,348
12/15	at New York Giants	LOUISIANA SUPERDOME	L	21-24	40,855
		Giants Stadium	W	10-3	63,739
				298-361	884,588

1985: 5-11 (3rd-NFC West)

	Head Coaches: Bum Phillips (12 games, 4-8) & Wade Phillips (4 games, 1-3)				
9/8	KANSAS CITY CHIEFS	LOUISIANA SUPERDOME	L	27-47	57,760
9/15	at Denver Broncos	Mile High Stadium	L	23-34	74,488
9/22	TAMPA BAY BUCCANEERS	LOUISIANA SUPERDOME	W	20-13	45,320
9/29	at San Francisco 49ers	Candlestick Park	W	20-17	58,053
10/6	PHILADELPHIA EAGLES	LOUISIANA SUPERDOME	W	23-21	56,364
10/13	at Los Angeles Raiders	L.A. Memorial Coliseum	L	13-23	48,152
10/20	at Atlanta Falcons	Atlanta-Fulton County Stadium	L	24-31	48,784
10/27	NEW YORK GIANTS	LOUISIANA SUPERDOME	L	13-21	54,082
11/3	at Los Angeles Rams	Anaheim Stadium	L	10-28	49,030
11/10	SEATTLE SEAHAWKS	LOUISIANA SUPERDOME	L	3-27	47,365
11/17	at Green Bay Packers (Milw.)	Milwaukee County Stadium	L	14-38	52,104
11/24	at Minnesota Vikings	Metrodome	W	30-23	54,117
12/1	LOS ANGELES RAMS	LOUISIANA SUPERDOME	W	29-3	44,122
12/8	at St. Louis Cardinals	Busch Stadium	L	16-28	29,527
12/15	SAN FRANCISCO 49ERS	LOUISIANA SUPERDOME	L	19-31	46,065
12/22	ATLANTA FALCONS	LOUISIANA SUPERDOME	L	10-16	37,717
				294-401	799,410

1986: 7-9 (4th-NFC West)

	Head Coach: Jim Mora				
9/7	ATLANTA FALCONS	LOUISIANA SUPERDOME	L	10-31	67,950
9/14	GREEN BAY PACKERS	LOUISIANA SUPERDOME	W	24-10	46,383
9/21	at San Francisco 49ers	Candlestick Park	L	17-26	58,297
9/28	at New York Giants	Giants Stadium	L	17-20	72,769
10/5	WASHINGTON REDSKINS	LOUISIANA SUPERDOME	L	6-14	57,378
10/12	at Indianapolis Colts	Hoosier Dome	W	17-14	53,512
10/19	TAMPA BAY BUCCANEERS	LOUISIANA SUPERDOME	W	38-7	43,355
10/26	at New York Jets	Giants Stadium	L	23-28	44,246
11/2	SAN FRANCISCO 49ERS	LOUISIANA SUPERDOME	W	23-10	53,234
11/9	LOS ANGELES RAMS	LOUISIANA SUPERDOME	W	6-0	62,352
11/16	at St. Louis Cardinals	Busch Stadium	W	16-7	32,069
11/23	at Los Angeles Rams	Anaheim Stadium	L	13-26	58,600
11/30	NEW ENGLAND PATRIOTS	LOUISIANA SUPERDOME	L	20-21	58,259
12/7	MIAMI DOLPHINS	LOUISIANA SUPERDOME	L	27-31	64,761
12/14	at Atlanta Falcons	Atlanta-Fulton County Stadium	W	14-9	39,994
12/21	at Minnesota Vikings	Metrodome	L	17-33	51,209
				288-287	864,368

SEASON RESULTS (1987-90)

1987: 12-3 (2nd-NFC West)

9/13	CLEVELAND BROWNS	Head Coach: Jim Mora			
9/20	at Philadelphia Eagles	LOUISIANA SUPERDOME	W	28-21	59,900
10/4	LOS ANGELES RAMS	Veterans Stadium	L	17-27	57,485
10/11	at St. Louis Cardinals	LOUISIANA SUPERDOME	W	37-10	29,745
10/18	at Chicago Bears	Busch Stadium	L	19-24	11,795
10/25	SAN FRANCISCO 49ERS	Soldier Field	W	19-17	46,813
11/1	at Atlanta Falcons	LOUISIANA SUPERDOME	L	22-24	60,497
11/8	at Los Angeles Rams	Atlanta-Fulton County Stadium	W	38-0	42,196
11/15	at San Francisco 49ers	Anaheim Stadium	W	31-14	43,379
11/22	NEW YORK GIANTS	Candlestick Park	W	26-24	60,436
11/29	at Pittsburgh Steelers	LOUISIANA SUPERDOME	W	23-14	67,639
12/6	TAMPA BAY BUCCANEERS	Three Rivers Stadium	W	20-16	47,896
12/13	HOUSTON OILERS	LOUISIANA SUPERDOME	W	44-34	66,471
12/20	at Cincinnati Bengals	LOUISIANA SUPERDOME	W	24-10	68,257
12/27	GREEN BAY PACKERS	Riverfront Stadium	W	41-24	43,424
		LOUISIANA SUPERDOME	W	33-24	68,364
				422-283	774,297
1/3	MINNESOTA VIKINGS	NFC Wild Card Playoff	L	10-44	68,127
		LOUISIANA SUPERDOME			

1988: 10-6 (3rd-NFC West)

9/4	SAN FRANCISCO 49ERS	Head Coach: Jim Mora			
9/11	at Atlanta Falcons	LOUISIANA SUPERDOME	L	33-34	66,357
9/18	at Detroit Lions	Atlanta-Fulton County Stadium	W	29-21	48,901
9/25	TAMPA BAY BUCCANEERS	Silverdome	W	22-14	32,943
10/3	DALLAS COWBOYS - MN	LOUISIANA SUPERDOME	W	13-9	66,671
10/9	at San Diego Chargers	LOUISIANA SUPERDOME	W	20-17	68,474
10/16	at Seattle Seahawks	Jack Murphy Stadium	W	23-17	42,693
10/23	LOS ANGELES RAIDERS	Kingdome	W	20-19	63,569
10/30	LOS ANGELES RAMS	LOUISIANA SUPERDOME	W	10-12	68,249
11/6	at Washington Redskins	LOUISIANA SUPERDOME	L	10-12	68,238
11/13	at Los Angeles Rams	R.F.K. Stadium	L	24-27	54,183
11/20	DENVER BRONCOS	Anaheim Stadium	W	14-10	63,305
11/27	NEW YORK GIANTS - SN	LOUISIANA SUPERDOME	W	42-0	68,075
12/4	at Minnesota Vikings	LOUISIANA SUPERDOME	L	12-13	66,526
12/11	at San Francisco 49ers	Metrodome	L	3-45	61,215
12/18	ATLANTA FALCONS	Candlestick Park	L	17-30	62,977
		LOUISIANA SUPERDOME	W	10-9	60,566
				312-283	960,942

1989: 9-7 (3rd-NFC West)

9/10	DALLAS COWBOYS	Head Coach: Jim Mora			
9/17	at Green Bay Packers	LOUISIANA SUPERDOME	W	28-0	66,977
9/24	at Tampa Bay Buccaneers	Lambeau Field	L	34-35	55,809
10/1	WASHINGTON REDSKINS	Tampa Stadium	L	10-20	44,053
10/8	SAN FRANCISCO 49ERS	LOUISIANA SUPERDOME	L	14-16	64,358
10/15	NEW YORK JETS	LOUISIANA SUPERDOME	L	20-24	60,488
10/22	at Los Angeles Rams	LOUISIANA SUPERDOME	W	29-14	59,521
10/29	ATLANTA RAMS	Anaheim Stadium	W	40-21	57,567
11/6	at San Francisco 49ers - MN	LOUISIANA SUPERDOME	W	20-13	65,153
11/12	at New England Patriots	Candlestick Park	L	13-31	60,667
11/19	at Atlanta Falcons	Sullivan Stadium	W	28-24	47,680
11/26	LOS ANGELES RAMS - SN	Atlanta-Fulton County Stadium	W	26-17	53,173
12/3	at Detroit Lions	LOUISIANA SUPERDOME	L	17-20	OT 64,274
12/10	at Buffalo Bills	Silverdome	L	14-21	38,550
12/18	PHILADELPHIA EAGLES - MN	Rich Stadium	W	22-19	70,037
12/24	INDIANAPOLIS COLTS	LOUISIANA SUPERDOME	W	30-20	59,218
		LOUISIANA SUPERDOME	W	41-6	49,009
				386-301	916,534

1990: 8-8 (2nd-NFC West)

9/10	SAN FRANCISCO 49ERS - MN	Head Coach: Jim Mora			
9/16	at Minnesota Vikings	LOUISIANA SUPERDOME	L	12-13	68,629
9/23	PHOENIX CARDINALS	Metrodome	L	3-32	56,272
10/7	at Atlanta Falcons	LOUISIANA SUPERDOME	W	28-7	61,110
10/14	CLEVELAND BROWNS	Atlanta-Fulton County Stadium	L	27-28	57,401
10/21	at Houston Oilers	LOUISIANA SUPERDOME	W	25-20	68,608
10/28	DETROIT LIONS	Astrodome	L	10-23	57,908
11/4	at Cincinnati Bengals	LOUISIANA SUPERDOME	L	10-27	64,368
11/11	TAMPA BAY BUCCANEERS	Riverfront Stadium	W	21-7	60,067
11/18	at Washington Redskins	LOUISIANA SUPERDOME	W	35-7	67,865
11/25	ATLANTA FALCONS	R.F.K. Stadium	W	17-31	52,573
12/2	at Dallas Cowboys	LOUISIANA SUPERDOME	W	10-7	68,629
12/9	at Los Angeles Rams	Texas Stadium	L	13-17	60,087
12/16	PITTSBURGH STEELERS	Anaheim Stadium	W	24-20	56,864
12/23	at San Francisco 49ers	LOUISIANA SUPERDOME	L	6-9	68,582
12/31	LOS ANGELES RAMS - MN	Candlestick Park	W	13-10	60,112
		LOUISIANA SUPERDOME	W	20-17	68,647
				274-275	997,722
1/6	at Chicago Bears	NFC Wild Card Playoff	L	6-16	60,767
		Soldier Field			

SEASON RESULTS (1991-94)

1991: 11-5 (1st-NFC West)

9/1	SEATTLE SEAHAWKS	Head Coach: Jim Mora	W	27-24	68,492
9/8	at Kansas City Chiefs	LOUISIANA SUPERDOME	W	17-10	74,816
9/15	LOS ANGELES RAMS - SN	Arrowhead Stadium	W	24-7	68,583
9/22	MINNESOTA VIKINGS	LOUISIANA SUPERDOME	W	26-0	68,591
9/29	at Atlanta Falcons	Atlanta-Fulton County Stadium	W	27-6	56,556
10/13	at Philadelphia Eagles	Veterans Stadium	W	13-6	64,224
10/20	TAMPA BAY BUCCANEERS	LOUISIANA SUPERDOME	W	23-7	68,591
10/27	CHICAGO BEARS	LOUISIANA SUPERDOME	L	17-20	68,591
11/3	at Los Angeles Rams	Anaheim Stadium	W	24-17	58,713
11/10	SAN FRANCISCO 49ERS	LOUISIANA SUPERDOME	W	10-3	68,591
11/17	at San Diego Chargers	Jack Murphy Stadium	L	21-24	48,420
11/24	ATLANTA FALCONS - SN	LOUISIANA SUPERDOME	L	20-23	68,591
12/1	at San Francisco 49ers	Candlestick Park	L	24-38	62,092
12/8	at Dallas Cowboys	Texas Stadium	L	14-23	64,530
12/16	LOS ANGELES RAIDERS - MN	LOUISIANA SUPERDOME	W	27-0	68,625
12/22	at Phoenix Cardinals	Sun Devil Stadium	W	27-3	30,928
				341-211	1,008,934
12/28	ATLANTA FALCONS	NFC Wild Card Playoff	L	20-27	68,794
		LOUISIANA SUPERDOME			

1992: 12-4 (2nd-NFC West)

9/6	at Philadelphia Eagles	Head Coach: Jim Mora	L	13-15	63,513
9/13	CHICAGO BEARS	Veterans Stadium	W	28-6	68,591
9/20	at Atlanta Falcons	LOUISIANA SUPERDOME	W	10-7	67,328
9/27	SAN FRANCISCO 49ERS - SN	Georgia Dome	L	10-16	68,591
10/4	at Detroit Lions	LOUISIANA SUPERDOME	W	13-7	66,971
10/11	LOS ANGELES RAMS - SN	Silverdome	W	13-10	68,591
10/18	at Phoenix Cardinals	Sun Devil Stadium	W	30-21	27,735
11/1	TAMPA BAY BUCCANEERS	LOUISIANA SUPERDOME	W	23-21	68,591
11/8	at New England Patriots	Foxboro Stadium	W	31-14	45,413
11/15	at San Francisco 49ers	Candlestick Park	W	20-21	64,895
11/23	WASHINGTON REDSKINS - MN	LOUISIANA SUPERDOME	W	20-3	68,591
11/29	MIAMI DOLPHINS	LOUISIANA SUPERDOME	W	24-13	68,591
12/3	ATLANTA FALCONS - TN	LOUISIANA SUPERDOME	W	22-14	68,591
12/13	at Los Angeles Rams	Anaheim Stadium	W	37-14	47,355
12/20	BUFFALO BILLS	LOUISIANA SUPERDOME	L	16-20	68,591
12/26	at New York Jets - SAT	Giants Stadium	W	20-0	45,614
				330-202	977,552
1/3	PHILADELPHIA EAGLES	NFC Wild Card Playoff	L	20-36	68,893
		LOUISIANA SUPERDOME			

1993: 8-8 (2nd-NFC West)

9/5	HOUSTON OILERS - SN	Head Coach: Jim Mora	W	33-21	69,029
9/12	at Atlanta Falcons	LOUISIANA SUPERDOME	W	34-31	64,287
9/19	DETROIT LIONS	Georgia Dome	W	14-3	69,039
9/26	SAN FRANCISCO 49ERS	LOUISIANA SUPERDOME	W	16-13	69,041
10/3	at Los Angeles Rams	Anaheim Stadium	W	37-6	50,709
10/17	at Pittsburgh Steelers	Three Rivers Stadium	L	14-37	56,056
10/24	ATLANTA FALCONS	LOUISIANA SUPERDOME	L	15-26	69,043
10/31	at Phoenix Cardinals	Sun Devil Stadium	W	20-17	36,778
11/14	GREEN BAY PACKERS	LOUISIANA SUPERDOME	L	17-19	69,043
11/22	at San Francisco 49ers - MN	Candlestick Park	L	7-42	66,500
11/28	at Minnesota Vikings	Metrodome	W	17-14	53,030
12/5	at Cleveland Browns	Municipal Stadium	L	13-17	60,388
12/12	LOS ANGELES RAMS	LOUISIANA SUPERDOME	L	20-23	69,033
12/20	NEW YORK GIANTS - MN	LOUISIANA SUPERDOME	L	14-24	69,036
12/26	at Philadelphia Eagles	Veterans Stadium	L	26-37	50,085
1/2	CINCINNATI BENGALS	LOUISIANA SUPERDOME	W	20-13	58,036
				317-343	979,133

1994: 7-9 (2nd-NFC West)

9/4	KANSAS CITY CHIEFS	Head Coach: Jim Mora	L	17-30	69,362
9/11	WASHINGTON REDSKINS	LOUISIANA SUPERDOME	L	24-38	58,049
9/18	at Tampa Bay Buccaneers	Tampa Stadium	W	9-7	45,522
9/25	at San Francisco 49ers	Candlestick Park	L	13-24	63,971
10/2	NEW YORK GIANTS	LOUISIANA SUPERDOME	W	27-22	55,076
10/9	at Chicago Bears	Soldier Field	L	7-17	63,822
10/16	SAN DIEGO CHARGERS	LOUISIANA SUPERDOME	L	22-36	50,565
10/23	LOS ANGELES RAMS	LOUISIANA SUPERDOME	W	37-34	47,908
11/6	at Minnesota Vikings	Metrodome	L	20-21	57,564
11/13	ATLANTA FALCONS	LOUISIANA SUPERDOME	W	33-32	60,313
11/20	at Los Angeles Raiders	L.A. Memorial Coliseum	L	19-24	41,722
11/28	SAN FRANCISCO 49ERS - MN	LOUISIANA SUPERDOME	L	14-35	61,304
12/4	at Los Angeles Rams	Anaheim Stadium	W	31-15	34,960
12/11	at Atlanta Falcons - SN	Georgia Dome	W	29-20	61,307
12/19	DALLAS COWBOYS - MN	LOUISIANA SUPERDOME	L	16-24	67,323
12/24	at Denver Broncos - SAT	Mile High Stadium	W	30-28	64,445
				348-407	903,213

SEASON RESULTS (1995-98)

1995: 7-9 (5th-NFC West)

9/3	SAN FRANCISCO 49ERS	Head Coach: Jim Mora	L	22-24	66,627
9/10	at St. Louis Rams	LOUISIANA SUPERDOME	L	13-17	59,335
9/17	ATLANTA FALCONS	Busch Stadium	L	24-27	57,442
9/24	at New York Giants	LOUISIANA SUPERDOME	L	29-45	72,619
10/1	PHILADELPHIA EAGLES	Giants Stadium	L	10-15	43,938
10/15	MIAMI DOLPHINS	LOUISIANA SUPERDOME	L	10-15	55,628
10/22	at Carolina Panthers	LOUISIANA SUPERDOME	W	33-30	55,484
10/29	at San Francisco 49ers	Clemson Memorial Stadium	L	3-20	55,484
11/5	ST. LOUIS RAMS	3Com Park	W	11-7	65,272
11/12	INDIANAPOLIS COLTS	LOUISIANA SUPERDOME	W	19-10	44,122
11/19	at Minnesota Vikings	LOUISIANA SUPERDOME	W	17-14	44,122
11/26	CAROLINA PANTHERS - SN	Metrodome	L	24-43	58,108
12/3	at New England Patriots	LOUISIANA SUPERDOME	W	34-26	39,580
12/10	at Atlanta Falcons	Foxboro Stadium	W	31-17	59,876
12/16	GREEN BAY PACKERS - SAT	Georgia Dome	L	14-19	54,603
12/24	at New York Jets	LOUISIANA SUPERDOME	L	23-34	50,132
		Giants Stadium	W	12-0	28,885
				319-348	854,771

1996: 3-13 (5th-NFC West)

Head Coaches: Jim Mora (8 games, 2-6) & Rick Venturi (8 games, 1-7)					
9/1	at San Francisco 49ers	3Com Park	L	11-27	63,970
9/8	CAROLINA PANTHERS	LOUISIANA SUPERDOME	L	20-22	43,288
9/15	at Cincinnati Bengals	Riverfront Stadium	L	15-30	45,412
9/22	ARIZONA CARDINALS	LOUISIANA SUPERDOME	L	14-28	34,316
9/29	at Baltimore Ravens	Memorial Stadium	L	10-17	61,063
10/6	JACKSONVILLE JAGUARS	LOUISIANA SUPERDOME	W	17-13	34,231
10/13	CHICAGO BEARS	LOUISIANA SUPERDOME	W	27-24	45,512
10/20	at Carolina Panthers	Ericsson Stadium	L	7-19	70,888
11/3	SAN FRANCISCO 49ERS - SN	LOUISIANA SUPERDOME	L	17-24	53,297
11/10	HOUSTON OILERS	LOUISIANA SUPERDOME	L	14-31	34,121
11/17	at Atlanta Falcons	Georgia Dome	L	15-17	43,119
11/24	at Tampa Bay Buccaneers	Houlihan's Stadium	L	7-13	40,203
12/1	ST. LOUIS RAMS	LOUISIANA SUPERDOME	L	10-26	26,310
12/8	ATLANTA FALCONS	LOUISIANA SUPERDOME	L	15-31	32,923
12/15	at New York Giants	Giants Stadium	W	17-3	52,530
12/21	at St. Louis Rams	Trans World Dome	L	13-14	57,681
				229-339	736,864

1997: 6-10 (4th-NFC West)

Head Coach: Mike Ditka					
8/31	at St. Louis Rams	Trans World Dome	L	24-38	64,575
9/7	SAN DIEGO CHARGERS	LOUISIANA SUPERDOME	L	6-20	65,760
9/14	at San Francisco 49ers	3Com Park	L	7-33	61,838
9/21	DETROIT LIONS	LOUISIANA SUPERDOME	W	35-17	50,016
9/28	at New York Giants	Giants Stadium	L	9-14	68,891
10/5	at Chicago Bears - SN	Soldier Field	W	20-17	58,865
10/12	ATLANTA FALCONS	LOUISIANA SUPERDOME	L	17-23	65,619
10/19	CAROLINA PANTHERS	LOUISIANA SUPERDOME	L	0-13	50,963
10/26	SAN FRANCISCO 49ERS	LOUISIANA SUPERDOME	L	0-23	60,443
11/9	at Oakland Raiders	Oakland Coliseum	W	13-10	40,091
11/16	SEATTLE SEAHAWKS	LOUISIANA SUPERDOME	W	20-17	50,493
11/23	at Atlanta Falcons	Georgia Dome	L	3-20	48,620
11/30	at Carolina Panthers	Ericsson Stadium	W	16-13	57,957
12/7	ST. LOUIS RAMS	LOUISIANA SUPERDOME	L	27-34	54,803
12/14	ARIZONA CARDINALS	LOUISIANA SUPERDOME	W	27-10	45,517
12/21	at Kansas City Chiefs	Arrowhead Stadium	L	13-25	66,772
				237-327	911,223

1998: 6-10 (3rd-NFC West)

Head Coach: Mike Ditka					
9/6	at St. Louis Rams	Trans World Dome	W	24-17	56,943
9/13	CAROLINA PANTHERS	LOUISIANA SUPERDOME	W	19-14	51,915
9/27	at Indianapolis Colts	RCA Dome	W	19-13	48,480
10/4	NEW ENGLAND PATRIOTS	LOUISIANA SUPERDOME	L	27-30	56,172
10/11	SAN FRANCISCO 49ERS	LOUISIANA SUPERDOME	L	0-31	62,811
10/18	at Atlanta Falcons	Georgia Dome	L	23-31	60,774
10/25	TAMPA BAY BUCCANEERS	LOUISIANA SUPERDOME	W	9-3	52,695
11/1	at Carolina Panthers	Ericsson Stadium	L	17-31	62,514
11/8	at Minnesota Vikings	Metrodome	L	24-31	63,779
11/15	ST. LOUIS RAMS	LOUISIANA SUPERDOME	W	24-3	46,430
11/22	at San Francisco 49ers - SN	3Com Park	L	20-31	68,429
11/29	at Miami Dolphins	Pro Player Stadium	L	10-30	73,216
12/6	DALLAS COWBOYS	LOUISIANA SUPERDOME	W	22-3	65,065
12/13	ATLANTA FALCONS	LOUISIANA SUPERDOME	L	17-27	61,678
12/20	at Arizona Cardinals	Sun Devil Stadium	L	17-19	51,617
12/27	BUFFALO BILLS	LOUISIANA SUPERDOME	L	33-45	39,707
				305-359	922,225

SEASON RESULTS (1999-2002)

1999: 3-13 (5th-NFC West)

9/12	CAROLINA PANTHERS	Head Coach: Mike Ditka	W	19-10	58,166
9/19	at San Francisco 49ers	LOUISIANA SUPERDOME	L	21-28	67,685
10/3	at Chicago Bears	3Com Park	L	10-14	66,944
10/10	ATLANTA FALCONS	Soldier Field	W	17-20	57,289
10/17	TENNESSEE TITANS	LOUISIANA SUPERDOME	L	21-24	51,675
10/24	at New York Giants	Giants Stadium	L	3-31	77,982
10/31	CLEVELAND BROWNS	LOUISIANA SUPERDOME	L	16-21	48,817
11/7	TAMPA BAY BUCCANEERS	LOUISIANA SUPERDOME	L	16-31	47,129
11/14	SAN FRANCISCO 49ERS	LOUISIANA SUPERDOME	W	24-6	52,198
11/21	at Jacksonville Jaguars - SN	ALLTEL Stadium	L	23-41	69,772
11/28	at St. Louis Rams	Trans World Dome	L	12-43	65,864
12/5	at Atlanta Falcons	Georgia Dome	L	12-35	62,568
12/12	ST. LOUIS RAMS	LOUISIANA SUPERDOME	L	14-30	46,838
12/19	at Baltimore Ravens	PSINet Stadium	L	8-31	67,597
12/24	DALLAS COWBOYS - FR	LOUISIANA SUPERDOME	W	31-24	47,835
1/2	at Carolina Panthers	Ericsson Stadium	L	13-45	56,929
				260-434	945,488

2000: 10-6 (1st-NFC West)

9/3	DETROIT LIONS	Head Coach: Jim Haslett	L	10-14	64,900
9/10	at San Diego Chargers	LOUISIANA SUPERDOME	W	28-27	51,300
9/17	at Seattle Seahawks	Qualcomm Stadium	W	10-20	59,513
9/24	PHILADELPHIA EAGLES	LOUISIANA SUPERDOME	L	7-21	64,900
10/8	at Chicago Bears	Soldier Field	W	31-10	66,944
10/15	CAROLINA PANTHERS	LOUISIANA SUPERDOME	W	24-6	50,015
10/22	at Atlanta Falcons	Georgia Dome	W	21-19	56,508
10/29	at Arizona Cardinals	Sun Devil Stadium	W	21-10	35,016
11/5	SAN FRANCISCO 49ERS	LOUISIANA SUPERDOME	W	31-15	64,900
11/12	at Carolina Panthers	Ericsson Stadium	W	20-10	72,981
11/19	OAKLAND RAIDERS	LOUISIANA SUPERDOME	L	22-31	64,900
11/26	at St. Louis Rams	Trans World Dome	W	31-24	66,064
12/3	DENVER BRONCOS	LOUISIANA SUPERDOME	L	23-38	64,900
12/10	at San Francisco 49ers	3Com Park	W	31-27	67,892
12/17	ATLANTA FALCONS	LOUISIANA SUPERDOME	W	23-27	64,900
12/24	ST. LOUIS RAMS	LOUISIANA SUPERDOME	L	21-26	64,900
				354-305	980,533
12/30	ST. LOUIS RAMS	NFC Wild Card Playoff	W	31-28	64,900
1/6	at Minnesota Vikings	NFC Divisional Playoff	L	16-34	63,881
		Metrodome			

2001: 7-9 (3rd-NFC West)

9/9	at Buffalo Bills	Head Coach: Jim Haslett	W	24-6	71,447
9/30	at New York Giants	Ralph Wilson Stadium	L	13-21	78,451
10/7	MINNESOTA VIKINGS	LOUISIANA SUPERDOME	W	28-15	70,020
10/14	at Carolina Panthers	Ericsson Stadium	W	27-25	72,049
10/21	ATLANTA FALCONS	LOUISIANA SUPERDOME	L	13-20	70,020
10/28	at St. Louis Rams	Dome at America's Center	W	34-31	66,189
11/4	NEW YORK JETS - SN	LOUISIANA SUPERDOME	L	9-16	70,020
11/11	at San Francisco 49ers	3Com Park	L	27-28	68,083
11/18	INDIANAPOLIS COLTS	LOUISIANA SUPERDOME	W	34-20	70,020
11/25	at New England Patriots	Foxboro Stadium	L	17-34	60,292
12/2	CAROLINA PANTHERS	LOUISIANA SUPERDOME	W	27-23	70,020
12/9	at Atlanta Falcons	Georgia Dome	W	28-10	68,826
12/17	ST. LOUIS RAMS - MN	LOUISIANA SUPERDOME	L	21-34	70,332
12/23	at Tampa Bay Buccaneers	Raymond James Stadium	L	21-48	65,526
12/30	WASHINGTON REDSKINS - SN	LOUISIANA SUPERDOME	L	10-40	70,020
1/6	SAN FRANCISCO 49ERS	LOUISIANA SUPERDOME	L	0-38	70,020
				333-409	1,111,335

2002: 9-7 (3rd-NFC South)

9/8	at Tampa Bay Buccaneers	Head Coach: Jim Haslett	W	26-20	OT	65,554
9/15	GREEN BAY PACKERS	LOUISIANA SUPERDOME	W	35-20		67,958
9/22	at Chicago Bears	Memorial Stadium	W	29-23		63,216
9/29	at Detroit Lions	Ford Field	W	21-26		60,023
10/6	PITTSBURGH STEELERS	LOUISIANA SUPERDOME	W	32-29		67,734
10/13	at Washington Redskins	FedEx Field	W	43-27		80,768
10/20	SAN FRANCISCO 49ERS	LOUISIANA SUPERDOME	W	35-27		67,903
10/27	ATLANTA FALCONS	LOUISIANA SUPERDOME	L	35-37		67,883
11/10	at Carolina Panthers	Ericsson Stadium	W	34-24		72,566
11/17	at Atlanta Falcons	Georgia Dome	L	17-24		70,382
11/24	CLEVELAND BROWNS	LOUISIANA SUPERDOME	L	15-24		68,295
12/1	TAMPA BAY BUCCANEERS - SN	LOUISIANA SUPERDOME	W	23-20		68,226
12/8	at Baltimore Ravens	Ravens Stadium	W	37-13		69,334
12/15	MINNESOTA VIKINGS	LOUISIANA SUPERDOME	L	31-32		67,851
12/22	at Cincinnati Bengals	Paul Brown Stadium	L	13-20		43,544
12/29	CAROLINA PANTHERS	LOUISIANA SUPERDOME	L	6-10		66,946
				432-388		1,068,183

SEASON RESULTS (2003-06)

2003: 8-8 (2nd-NFC South)

9/7	at Seattle Seahawks	Head Coach: Jim Haslett	L	10-27	52,250
9/14	HOUSTON TEXANS	Seahawks Stadium	W	31-10	68,390
9/21	at Tennessee Titans	LOUISIANA SUPERDOME	W	12-27	68,809
9/28	INDIANAPOLIS COLTS - SN	The Coliseum	L	21-55	70,020
10/5	at Carolina Panthers	LOUISIANA SUPERDOME	L	13-19	72,496
10/12	CHICAGO BEARS	Ericsson Stadium	W	20-13	68,390
10/19	at Atlanta Falcons	Georgia Dome	W	45-17	70,837
10/26	CAROLINA PANTHERS	LOUISIANA SUPERDOME	L	20-23 OT	68,370
11/2	at Tampa Bay Buccaneers	Raymond James Stadium	W	17-14	65,524
11/16	ATLANTA FALCONS	LOUISIANA SUPERDOME	W	23-20 OT	68,432
11/23	at Philadelphia Eagles	Lincoln Financial Field	L	20-33	67,802
11/30	at Washington Redskins	FedEx Field	W	24-20	76,821
12/7	TAMPA BAY BUCCANEERS	LOUISIANA SUPERDOME	W	7-14	68,442
12/14	NEW YORK GIANTS - SN	LOUISIANA SUPERDOME	L	45-7	68,399
12/21	at Jacksonville Jaguars	ALLTEL Stadium	L	19-20	49,207
12/28	DALLAS COWBOYS	LOUISIANA SUPERDOME	W	13-7	68,451
				340-326	1,072,640

2004: 8-8 (2nd-NFC South)

9/12	SEATTLE SEAHAWKS	Head Coach: Jim Haslett	L	7-21	64,900
9/19	SAN FRANCISCO 49ERS	LOUISIANA SUPERDOME	W	30-27	64,900
9/26	at St. Louis Rams	LOUISIANA SUPERDOME	W	28-25	65,856
10/3	at Arizona Cardinals	Edward Jones Dome	OT	28-109	64,900
10/10	TAMPA BAY BUCCANEERS	Sun Devil Stadium	L	17-20	64,900
10/17	MINNESOTA VIKINGS - SN	LOUISIANA SUPERDOME	L	31-38	64,900
10/24	at Oakland Raiders	LOUISIANA SUPERDOME	W	31-26	45,337
11/7	at San Diego Chargers	Network Associates Coliseum	L	17-43	59,662
11/14	KANSAS CITY CHIEFS	Qualcomm Stadium	W	27-20	64,900
11/21	DENVER BRONCOS	LOUISIANA SUPERDOME	L	13-34	64,900
11/28	at Atlanta Falcons	Georgia Dome	L	21-24	70,521
12/5	CAROLINA PANTHERS	LOUISIANA SUPERDOME	L	21-32	58,878
12/12	at Dallas Cowboys	Texas Stadium	W	27-13	64,056
12/19	at Tampa Bay Buccaneers	Raymond James Stadium	W	21-17	65,075
12/26	ATLANTA FALCONS	LOUISIANA SUPERDOME	W	26-13	64,900
1/2	at Carolina Panthers	Bank of America Stadium	W	21-18	73,302
				348-405	985,096

2005: 3-13 (4th-NFC South)

9/11	at Carolina Panthers	Head Coach: Jim Haslett	W	23-20	72,920
9/19	NEW YORK GIANTS - MN	Bank of America Stadium	L	10-27	68,031
9/25	at Minnesota Vikings	GIANTS STADIUM	W	16-33	63,952
10/2	BUFFALO BILLS	Metrodome	W	19-7	58,688
10/9	at Green Bay Packers	ALAMODOME	W	3-52	70,580
10/16	ATLANTA FALCONS	Lambeau Field	L	31-34	65,562
10/23	at St. Louis Rams	ALAMODOME	L	17-28	64,586
10/30	MIAMI DOLPHINS	Edward Jones Dome	L	6-21	61,643
11/06	CHICAGO BEARS	TIGER STADIUM	L	17-20	32,637
11/20	at New England Patriots	TIGER STADIUM	L	17-24	68,756
11/27	at New York Jets - SN	Gillette Stadium	W	21-19	77,152
12/4	TAMPA BAY BUCCANEERS	Giants Stadium	L	3-10	34,411
12/12	at Atlanta Falcons - MN	TIGER STADIUM	L	17-36	70,083
12/18	CAROLINA PANTHERS	TIGER STADIUM	L	10-27	32,551
12/24	DETROIT LIONS	ALAMODOME	L	12-13	63,747
1/1	at Tampa Bay Buccaneers	ALAMODOME	L	13-27	65,379
		Raymond James Stadium		235-398	970,678

2006: 10-6 (1st-NFC South)

9/10	at Cleveland Browns	Head Coach: Sean Payton	W	19-14	72,915
9/17	at Green Bay Packers	Cleveland Browns Stadium	W	34-27	70,602
9/25	ATLANTA FALCONS - MN	Lambeau Field	W	23-3	70,003
10/1	at Carolina Panthers	LOUISIANA SUPERDOME	W	18-21	73,392
10/8	TAMPA BAY BUCCANEERS	Bank of America Stadium	W	24-21	68,183
10/15	PHILADELPHIA EAGLES	LOUISIANA SUPERDOME	W	27-24	68,269
10/29	BALTIMORE RAVENS	LOUISIANA SUPERDOME	L	22-35	69,152
11/5	Tampa Bay Buccaneers	Raymond James Stadium	W	31-14	65,561
11/12	Pittsburgh Steelers	Heinz Field	W	31-38	68,001
11/19	CINCINNATI BENGALS	LOUISIANA SUPERDOME	L	16-31	68,001
11/26	Atlanta Falcons	Georgia Dome	W	31-13	70,933
12/3	SAN FRANCISCO 49ERS	LOUISIANA SUPERDOME	W	34-10	68,241
12/10	at Dallas Cowboys	Texas Stadium	W	22-17	65,722
12/17	WASHINGTON REDSKINS	LOUISIANA SUPERDOME	L	10-16	69,052
12/24	at New York Giants	Giants Stadium	W	30-7	78,539
12/31	CAROLINA PANTHERS	LOUISIANA SUPERDOME	L	21-31	69,569
				413-322	1,108,045
1/13	PHILADELPHIA EAGLES	NFC Divisional Playoff	W	27-24	70,001
1/21	at Chicago Bears	LOUISIANA SUPERDOME			
		NFC Championship Game			
		Soldier Field	L	14-39	61,817

SEASON RESULTS (2007-10)

2007: 7-9 (3rd-NFC South)

9/6	at Indianapolis Colts - TN	Head Coach: Sean Payton	L	10-41	57,361
9/16	at Tampa Bay Buccaneers	RCA Dome	L	14-31	65,178
9/24	TENNESSEE TITANS - MN	Raymond James Stadium	L	14-31	70,002
10/7	CAROLINA PANTHERS	LOUISIANA SUPERDOME	L	13-16	70,001
10/14	at Seattle Seahawks - SN	Qwest Field	W	28-17	68,296
10/21	ATLANTA FALCONS	LOUISIANA SUPERDOME	W	22-16	69,994
10/28	at San Francisco 49ers	Monster Park	W	31-10	68,244
11/4	JACKSONVILLE JAGUARS	LOUISIANA SUPERDOME	W	41-24	70,009
11/11	ST. LOUIS RAMS	LOUISIANA SUPERDOME	L	29-37	70,003
11/18	at Houston Texans	Reliant Stadium	L	10-23	70,780
11/25	at Carolina Panthers	Bank of America Stadium	W	31-6	72,032
12/2	TAMPA BAY BUCCANEERS	LOUISIANA SUPERDOME	L	23-27	70,009
12/10	at Atlanta Falcons - MN	Georgia Dome	W	34-14	69,553
12/16	ARIZONA CARDINALS	LOUISIANA SUPERDOME	W	31-24	70,007
12/23	PHILADELPHIA EAGLES	LOUISIANA SUPERDOME	L	23-38	70,011
12/30	at Chicago Bears	Soldier Field	L	75-33	62,064
				379-388	1,093,544

2008: 8-8 (4th-NFC South)

9/7	TAMPA BAY BUCCANEERS	Head Coach: Sean Payton	W	24-20	69,881
9/14	at Washington Redskins	LOUISIANA SUPERDOME	L	24-29	88,246
9/21	at Denver Broncos	FedEx Field	L	32-34	75,713
9/28	SAN FRANCISCO 49ERS	INVESCO Field at Mile High	W	31-17	70,008
10/6	MINNESOTA VIKINGS - MN	LOUISIANA SUPERDOME	L	27-30	70,015
10/12	OAKLAND RAIDERS	LOUISIANA SUPERDOME	W	34-3	70,068
10/19	SAN DIEGO CHARGERS	Bank of America Stadium	W	7-30	73,687
10/26	at Carolina Panthers	WEMBLEY STADIUM	W	37-32	83,226
11/9	at Atlanta Falcons	Georgia Dome	L	20-34	64,826
11/16	at Kansas City Chiefs	Arrowhead Stadium	W	30-20	74,159
11/24	GREEN BAY PACKERS - MN	LOUISIANA SUPERDOME	W	51-29	70,668
11/30	at Tampa Bay Buccaneers	Raymond James Stadium	W	20-23	64,430
12/7	ATLANTA FALCONS	LOUISIANA SUPERDOME	W	29-25	70,011
12/11	at Chicago Bears - TN	Soldier Field	L	24-27	OT 61,692
12/21	at Detroit Lions	Ford Field	W	42-7	49,309
12/28	CAROLINA PANTHERS	LOUISIANA SUPERDOME	L	31-33	69,999
				463-393	1,125,938

2009: 13-3 (1st-NFC South)

9/13	DETROIT LIONS	Head Coach: Sean Payton	W	45-27	69,719
9/20	at Philadelphia Eagles	LOUISIANA SUPERDOME	W	48-22	69,144
9/27	at Buffalo Bills	Lincoln Financial Field	W	27-7	70,261
10/4	NEW YORK JETS	Ralph Wilson Stadium	W	24-10	70,009
10/18	NEW YORK GIANTS	LOUISIANA SUPERDOME	W	48-27	70,011
10/25	at Miami Dolphins	LandShark Stadium	W	46-34	66,689
11/2	ATLANTA FALCONS - MN	LOUISIANA SUPERDOME	W	35-27	70,088
11/8	CAROLINA PANTHERS	LOUISIANA SUPERDOME	W	30-20	70,011
11/15	St. Louis Rams	Edward Jones Dome	W	28-23	59,858
11/22	at Tampa Bay Buccaneers	Raymond James Stadium	W	38-7	62,720
11/30	NEW ENGLAND PATRIOTS - MN	LOUISIANA SUPERDOME	W	38-17	70,768
12/6	at Washington Redskins	FedEx Field	W	33-30	OT 84,520
12/13	DALLAS COWBOYS - SAT	Georgia Dome	W	26-23	68,030
12/19	TAMPA BAY BUCCANEERS	LOUISIANA SUPERDOME	L	11-24	70,213
12/27	at Carolina Panthers	LOUISIANA SUPERDOME	L	17-20	OT 70,021
1/3		Bank of America Stadium	L	10-23	73,047
				510-341	1,116,009
1/16	ARIZONA CARDINALS	NFC Divisional Playoff	W	45-14	70,149
1/24	MINNESOTA VIKINGS	NFC Championship Game	W	31-28	OT 71,276
2/7	vs. Indianapolis Colts	Super Bowl XLIV - Miami Gardens, Fla.	W	31-17	74,059

2010: 11-5 (2nd-NFC South)

9/9	MINNESOTA VIKINGS - TN	Head Coach: Sean Payton	W	14-9	70,051
9/20	at San Francisco 49ers - MN	LOUISIANA SUPERDOME	W	25-22	69,732
9/26	ATLANTA FALCONS	Candlestick Park	L	24-27	OT 70,051
10/3	CAROLINA PANTHERS	LOUISIANA SUPERDOME	W	16-14	70,016
10/10	at Arizona Cardinals	University of Phoenix Stadium	L	20-30	62,621
10/17	at Tampa Bay Buccaneers	Raymond James Stadium	W	31-6	51,759
10/24	CLEVELAND BROWNS	LOUISIANA SUPERDOME	L	17-30	70,077
10/31	PITTSBURGH STEELERS - SN	LOUISIANA SUPERDOME	W	20-10	70,011
11/7	at Carolina Panthers	Bank of America Stadium	W	34-3	73,191
11/21	SEATTLE SEAHAWKS	LOUISIANA SUPERDOME	W	34-19	70,015
11/25	at Dallas Cowboys - Thur	Cowboys Stadium	W	30-27	93,985
12/5	at Cincinnati Bengals	Paul Brown Stadium	W	34-30	58,963
12/12	ST. LOUIS RAMS	LOUISIANA SUPERDOME	W	31-13	70,015
12/19	at Baltimore Ravens	M&T Bank Stadium	L	24-30	89,963
12/27	at Atlanta Falcons - MN	Georgia Dome	W	17-14	70,144
1/2	TAMPA BAY BUCCANEERS	LOUISIANA SUPERDOME	L	13-23	70,068
				384-307	1,113,131
1/8	at Seattle Seahawks	NFC Wild Card Playoff	L	36-41	66,336

SERIESRECORDS

REGULAR SEASON (Home Games in Bold)

ArizonaCardinals (12-14-0)

Date	W/L	Score	Site	Attendance
12/3/67	L	20-31	Busch Stadium	41,171
9/29/68	L	20-21	Tulane Stadium	79,021
10/27/68	L	17-31	Busch Stadium	45,476
11/2/69	W	51-42	Busch Stadium	46,718
10/11/70	L	17-24	Busch Stadium	45,294
12/8/74	W	14-0	Tulane Stadium	57,152
10/23/77	L	31-49	Busch Stadium	48,417
10/5/80	L	7-40	Louisiana Superdome	45,388
12/6/81	L	3-30	Busch Stadium	46,923
9/12/82	L	7-21	Louisiana Superdome	58,673
9/4/83	W	28-17	Louisiana Superdome	60,430
9/23/84	W	34-24	Louisiana Superdome	58,723
12/8/85	L	16-28	Busch Stadium	29,527
11/16/86	W	16-7	Busch Stadium	32,069
10/11/87	L	19-24	Busch Stadium	11,795
9/23/90	W	28-7	Louisiana Superdome	61,110
12/22/91	W	27-3	Sun Devil Stadium	30,928
10/18/92	W	30-21	Sun Devil Stadium	27,735
10/31/93	W	20-17	Sun Devil Stadium	36,778
9/22/96	L	14-28	Louisiana Superdome	34,316
12/14/97	W	27-10	Louisiana Superdome	45,517
12/20/98	L	17-19	Sun Devil Stadium	51,617
10/29/00	W	21-10	Sun Devil Stadium	35,016
10/30/04	L	10-34	Sun Devil Stadium	29,109
12/16/07	W	31-24	Louisiana Superdome	70,007
10/10/10	L	20-30	Univ. of Phoenix Stadium	62,621

AtlantaFalcons (38-45-0)

11/26/67	W	27-24	Tulane Stadium	83,437
12/7/69	L	17-45	Atlanta Stadium	51,021
9/20/70	L	3-14	Tulane Stadium	77,042
10/25/70	L	14-32	Atlanta Stadium	58,850
10/24/71	L	6-28	Atlanta Stadium	58,850
12/19/71	L	20-24	Tulane Stadium	75,954
10/15/72	L	14-21	Tulane Stadium	66,294
11/12/72	L	20-36	Atlanta Stadium	58,850
9/16/73	L	7-62	Tulane Stadium	66,428
12/16/73	L	10-14	Atlanta Stadium	34,147
9/29/74	W	14-13	Tulane Stadium	62,273
10/20/74	W	13-3	Atlanta Stadium	47,217
10/5/75	L	7-14	Atlanta Stadium	29,444
11/2/75	W	23-7	Louisiana Superdome	49,342
10/10/76	W	30-0	Louisiana Superdome	51,521
10/31/76	L	20-23	Atlanta-Fulton Co. Std.	34,127
11/20/77	W	21-20	Louisiana Superdome	43,135
12/18/77	L	7-35	Atlanta-Fulton Co. Std.	36,895
11/12/78	L	17-20	Louisiana Superdome	70,323
11/26/78	L	17-20	Atlanta-Fulton Co. Std.	55,121
9/2/79	L	34-40	at Louisiana Superdome	70,940
11/25/79	W	37-6	Atlanta-Fulton Co. Std.	42,815
10/19/80	L	14-41	Louisiana Superdome	62,651
11/16/80	L	13-31	Atlanta-Fulton Co. Std.	53,871
9/6/81	L	0-27	Atlanta-Fulton Co. Std.	57,406
11/1/81	L	10-41	Louisiana Superdome	63,637
12/12/82	L	0-35	Atlanta-Fulton Co. Std.	39,535
1/2/83	W	35-6	Louisiana Superdome	47,336
10/9/83	W	19-17	Atlanta-Fulton Co. Std.	51,654
11/6/83	W	27-10	Louisiana Superdome	67,062
9/2/84	L	28-36	Louisiana Superdome	66,652
11/11/84	W	17-13	Atlanta-Fulton Co. Std.	40,590
10/20/85	L	24-31	Atlanta-Fulton Co. Std.	44,784
12/22/85	L	10-16	Louisiana Superdome	37,717
9/7/86	L	10-31	Louisiana Superdome	67,950
12/14/86	W	14-9	Atlanta-Fulton Co. Std.	39,994
11/1/87	W	38-0	Atlanta-Fulton Co. Std.	42,196
9/11/88	W	29-21	Atlanta-Fulton Co. Std.	48,901
12/18/88	W	10-9	Louisiana Superdome	60,566
10/29/89	W	20-13	Louisiana Superdome	65,153
11/19/89	W	26-17	Atlanta-Fulton Co. Std.	53,173
10/7/90	L	27-28	Atlanta-Fulton Co. Std.	57,401
11/25/90	W	10-7	Louisiana Superdome	68,629
9/29/91	W	27-6	Atlanta-Fulton Co. Std.	56,556
11/24/91	L	20-23	at Louisiana Superdome	68,591
9/20/92	W	10-7	Georgia Dome	67,328
12/3/92	W	22-14	Louisiana Superdome	68,591
9/12/93	W	34-31	Georgia Dome	64,287
10/24/93	L	15-26	Louisiana Superdome	69,043

11/13/94	W	33-32	Louisiana Superdome	60,313
12/11/94	W	29-20	Georgia Dome	61,307
9/17/95	L	24-27	at Louisiana Superdome	57,442
12/10/95	L	14-19	Georgia Dome	54,603
11/17/96	L	15-17	Georgia Dome	43,119
12/8/96	L	15-31	Louisiana Superdome	32,923
10/12/97	L	17-23	Louisiana Superdome	65,619
11/23/97	L	3-20	Georgia Dome	48,620
10/18/98	L	23-31	Georgia Dome	60,774
12/13/98	L	17-27	Louisiana Superdome	61,678
10/10/99	L	17-20	Louisiana Superdome	57,289
12/5/99	L	12-35	Georgia Dome	62,568
10/22/00	W	21-19	Georgia Dome	56,508
12/17/00	W	23-7	Louisiana Superdome	64,900
10/21/01	L	13-20	Louisiana Superdome	70,020
12/9/01	W	28-10	Georgia Dome	68,826
10/27/02	L	35-37	Louisiana Superdome	67,883
11/17/02	L	17-24	Georgia Dome	70,382
10/19/03	W	45-17	Georgia Dome	70,837
11/16/03	W	23-20	at Louisiana Superdome	68,432
11/28/04	L	21-24	Georgia Dome	70,521
12/26/04	W	26-13	Louisiana Superdome	64,900
10/16/05	L	31-34	Alamodome	65,562
12/12/05	L	17-36	Georgia Dome	70,083
9/25/06	W	23-3	Louisiana Superdome	70,003
11/26/06	W	31-13	Georgia Dome	70,933
10/21/07	W	22-16	Louisiana Superdome	69,994
12/10/07	W	34-14	Georgia Dome	69,553
11/9/08	L	20-34	Georgia Dome	64,826
12/7/08	W	29-25	Louisiana Superdome	70,011
11/2/09	W	35-27	Louisiana Superdome	70,088
12/13/09	W	26-23	Georgia Dome	68,930
9/26/10	L	24-27	at Louisiana Superdome	70,051
12/27/10	W	17-14	Georgia Dome	70,144

BaltimoreRavens (1-4-0)

9/29/96	L	10-17	Memorial Stadium	61,063
12/19/99	L	8-31	PSINet Stadium	67,597
12/8/02	W	37-25	Ravens Stadium	69,334
10/29/06	L	22-35	Louisiana Superdome	69,152
12/19/10	L	24-30	M&T Bank Stadium	71,432

BuffaloBills (5-4-0)

11/4/73	W	13-0	Tulane Stadium	74,770
9/21/80	L	26-35	Louisiana Superdome	51,154
10/30/83	L	21-27	Rich Stadium	49,413
12/10/89	W	22-19	Rich Stadium	70,037
12/20/92	L	16-20	Louisiana Superdome	68,591
12/27/98	L	33-45	Louisiana Superdome	39,707
9/9/01	W	24-6	Ralph Wilson Stadium	71,447
12/2/05	W	19-7	Alamodome	58,688
9/27/09	W	27-7	Ralph Wilson Stadium	70,261

CarolinaPanthers (15-17-0)

10/22/95	L	3-20	Clemson Memorial Std.	55,484
11/26/95	W	34-26	Louisiana Superdome	39,580
9/8/96	L	20-22	Louisiana Superdome	43,288
10/20/96	L	7-19	Ericsson Stadium	70,888
10/19/97	L	0-13	Louisiana Superdome	50,963
11/30/97	W	16-13	Ericsson Stadium	57,957
9/13/98	W	19-14	Louisiana Superdome	51,915
11/1/98	L	17-31	Ericsson Stadium	62,514
9/12/99	W	19-10	Louisiana Superdome	58,166
1/2/00	L	13-45	Ericsson Stadium	56,929
10/15/00	W	24-6	Louisiana Superdome	50,015
11/12/00	W	20-10	Ericsson Stadium	72,981
10/14/01	W	27-25	Ericsson Stadium	72,049
12/2/01	W	27-23	Louisiana Superdome	70,020
11/10/02	W	34-24	Ericsson Stadium	72,566
12/29/02	L	6-10	Louisiana Superdome	66,946
10/5/03	L	13-19	Ericsson Stadium	72,496
10/26/03	L	20-23	at Louisiana Superdome	68,370
12/05/04	L	21-32	Louisiana Superdome	58,878
1/2/05	W	21-18	Bank of America Stadium	73,302
9/11/05	W	23-20	Bank of America Stadium	72,920
12/18/05	L	10-27	Tiger Stadium	32,551
10/1/06	L	18-21	Bank of America Stadium	73,392
12/31/06	L	21-31	Louisiana Superdome	69,569
10/7/07	L	13-16	Louisiana Superdome	70,001
11/25/07	W	31-6	Bank of America Stadium	72,032

SERIESRECORDS

10/19/08	L	7-30	Bank of America Stadium	73,687
12/28/08	L	31-33	Louisiana Superdome	69,999
11/8/09	W	30-20	Louisiana Superdome	70,011
3/1/10	L	10-23	Bank of America Stadium	73,047
10/3/10	W	16-14	Louisiana Superdome	70,016
11/7/10	W	34-3	Bank of America Stadium	73,191

ChicagoBears (11-13-0)

12/1/68	L	17-23	Tulane Stadium	78,285
12/20/70	L	3-24	Tulane Stadium	63,518
10/10/71	L	14-35	Soldier Field	55,049
10/7/73	W	21-16	Tulane Stadium	56,561
10/6/74	L	10-24	Soldier Field	45,818
12/21/75	L	17-42	Louisiana Superdome	33,371
10/2/77	W	42-24	Soldier Field	51,488
9/14/80	L	3-22	Soldier Field	62,523
9/19/82	W	10-0	Soldier Field	56,600
9/18/83	W	34-31	Louisiana Superdome	64,692
10/7/84	L	7-20	Soldier Field	53,752
10/18/87	W	19-17	Soldier Field	46,813
10/27/91	L	17-20	Louisiana Superdome	68,591
9/13/92	W	28-6	Louisiana Superdome	68,591
10/9/94	L	7-17	Soldier Field	63,822
10/13/96	W	27-24	Louisiana Superdome	43,512
10/5/97	W	20-17	Soldier Field	58,865
10/3/99	L	10-14	Soldier Field	66,944
10/8/00	W	31-10	Soldier Field	66,944
9/22/02	W	29-23	Memorial Stadium	63,216
10/12/03	W	20-13	Louisiana Superdome	68,390
11/6/05	L	17-20	Tiger Stadium	32,637
12/30/07	L	25-33	Soldier Field	62,064
12/11/08	L	24-27	Soldier Field	61,692

CincinnatiBengals (6-6-0)

11/29/70	L	6-26	Riverfront Stadium	59,342
9/28/75	L	0-21	Louisiana Superdome	52,531
9/24/78	W	20-18	Riverfront Stadium	40,455
10/25/81	W	17-7	Louisiana Superdome	46,336
12/9/84	L	21-24	Louisiana Superdome	40,855
12/20/87	W	41-24	Riverfront Stadium	43,424
11/4/90	W	21-7	Riverfront Stadium	60,067
1/2/94	W	20-13	Louisiana Superdome	58,036
9/15/96	L	15-30	Riverfront Stadium	45,412
12/22/02	L	13-20	Paul Brown Stadium	43,544
11/19/06	L	16-31	Louisiana Superdome	68,001
12/5/10	W	34-30	Paul Brown Stadium	59,963

ClevelandBrowns (4-12-0)

10/1/67	L	7-42	Tulane Stadium	77,045
11/5/68	L	10-24	Tulane Stadium	74,215
11/10/68	L	17-35	Municipal Stadium	71,025
12/12/69	L	17-27	Tulane Stadium	71,274
12/12/71	L	17-21	Tulane Stadium	72,794
11/30/75	L	16-17	Municipal Stadium	44,753
10/8/78	L	16-24	Louisiana Superdome	50,158
10/18/81	L	17-20	Municipal Stadium	76,059
10/28/84	W	16-14	Municipal Stadium	52,489
9/13/87	W	28-21	Louisiana Superdome	59,900
10/14/90	W	25-20	Louisiana Superdome	68,608
12/5/93	L	13-17	Municipal Stadium	60,388
10/31/99	L	16-21	Louisiana Superdome	48,817
11/24/02	L	15-24	Louisiana Superdome	68,295
9/10/06	W	19-14	Cleveland Browns Stadium	72,915
10/24/10	L	17-30	Louisiana Superdome	70,077

DallasCowboys (9-15-0)

10/15/67	L	10-14	Cotton Bowl	64,128
11/12/67	L	10-27	Tulane Stadium	83,437
11/3/68	L	3-17	Tulane Stadium	84,728
9/28/69	L	17-21	Tulane Stadium	79,567
11/9/69	L	17-33	Cotton Bowl	68,282
10/17/71	W	24-14	Tulane Stadium	83,088
9/24/73	L	3-40	Texas Stadium	52,715
9/19/76	L	6-24	Louisiana Superdome	61,413
11/19/78	L	7-27	Texas Stadium	57,920
12/19/82	L	7-21	Texas Stadium	64,506
9/25/83	L	20-21	Texas Stadium	62,136
10/21/84	L	27-30	Texas Stadium	50,966
3/8/88	W	20-17	Louisiana Superdome	68,474

9/10/89	W	28-0	Louisiana Superdome	66,977
12/2/90	L	13-17	Texas Stadium	60,087
12/8/91	L	14-23	Texas Stadium	64,530
12/19/94	L	16-24	Louisiana Superdome	67,323
12/6/98	W	22-3	Louisiana Superdome	65,065
12/24/99	W	31-24	Louisiana Superdome	47,835
12/28/03	W	13-7	Louisiana Superdome	68,451
12/12/04	W	27-13	Texas Stadium	64,056
12/10/06	W	42-17	Texas Stadium	63,722
12/19/09	L	17-24	Louisiana Superdome	70,213
11/25/10	W	30-27	Cowboys Stadium	93,985

DenverBroncos (2-7-0)

11/22/70	L	6-31	Tulane Stadium	66,837
10/13/74	L	17-33	Mile High Stadium	51,881
11/4/79	L	3-10	Mile High Stadium	74,482
9/15/85	L	23-34	Mile High Stadium	74,488
11/20/88	W	42-0	Louisiana Superdome	68,075
12/24/94	W	30-28	Mile High Stadium	64,445
12/3/00	L	23-38	Louisiana Superdome	64,900
11/21/04	L	13-34	Louisiana Superdome	64,900
9/21/08	L	32-34	INVESCO Field	75,713

DetroitLions (10-9-1)

11/24/68	T	20-20	Tiger Stadium	46,152
11/8/70	W	19-17	Tulane Stadium	66,910
11/19/72	L	14-27	Tiger Stadium	53,752
10/14/73	W	20-13	Tulane Stadium	57,810
11/3/74	L	14-19	Tiger Stadium	43,256
11/14/76	W	17-16	Louisiana Superdome	42,048
9/25/77	L	19-23	Silverdome	51,458
10/21/79	W	17-7	Louisiana Superdome	57,428
10/12/80	L	13-24	Silverdome	78,147
9/18/88	W	22-14	Silverdome	32,943
12/3/89	L	14-21	Silverdome	38,550
10/28/90	L	10-27	Louisiana Superdome	64,368
10/4/92	W	13-7	Silverdome	66,971
9/19/93	W	14-3	Louisiana Superdome	69,039
9/21/97	W	35-17	Louisiana Superdome	50,016
9/3/00	L	10-14	Louisiana Superdome	64,900
9/29/02	L	21-26	Ford Field	60,023
12/24/05	L	12-13	Alamodome	63,747
12/21/08	W	42-7	Ford Field	49,309
9/13/09	W	45-27	Louisiana Superdome	69,719

GreenBayPackers (7-14-0)

11/17/68	L	7-29	Milwaukee County Std.	49,644
11/28/71	W	29-21	Milwaukee County Std.	48,035
12/17/72	L	20-30	Tulane Stadium	65,881
12/2/73	L	10-30	Milwaukee County Std.	46,092
10/12/75	W	20-19	Louisiana Superdome	51,371
11/7/76	L	27-32	Milwaukee County Std.	52,936
9/18/77	L	20-24	Louisiana Superdome	56,250
9/10/78	L	17-28	Milwaukee County Std.	54,336
9/9/79	L	19-28	Milwaukee County Std.	53,184
12/13/81	L	7-35	Louisiana Superdome	45,518
11/4/84	L	13-23	Louisiana Superdome	57,426
11/17/85	L	14-38	Milwaukee County Std.	52,104
9/14/86	W	24-10	Louisiana Superdome	46,383
12/27/87	W	33-24	Louisiana Superdome	68,364
9/17/89	L	34-35	Lambeau Field	55,809
11/14/93	L	17-19	Louisiana Superdome	69,043
12/16/95	L	23-34	Louisiana Superdome	50,132
9/15/02	W	35-20	Louisiana Superdome	67,958
10/09/05	L	3-52	Lambeau Field	70,580
9/17/06	W	34-27	Lambeau Field	72,915
11/24/08	W	51-29	Louisiana Superdome	70,668

HoustonTexans (1-1-0)

9/14/03	W	31-10	Louisiana Superdome	68,390
11/18/07	L	10-23	Reliant Stadium	70,780

IndianapolisColts (5-5-0)

12/10/67	L	10-30	Memorial Stadium	60,238
10/19/69	L	10-30	Tulane Stadium	80,636
9/30/73	L	10-14	Memorial Stadium	52,293
10/12/86	W	17-14	Hoosier Dome	53,512
12/24/89	W	41-6	Louisiana Superdome	49,009

SERIES RECORDS

11/12/95	W	17-14	Louisiana Superdome	44,122
9/27/98	W	19-13	RCA Dome	48,480
11/18/01	W	34-20	Louisiana Superdome	70,020
9/28/03	L	21-55	Louisiana Superdome	70,020
9/6/07	L	10-41	RCA Dome	57,361

Jacksonville Jaguars (2-2-0)

10/6/96	W	17-13	Louisiana Superdome	34,231
11/21/99	L	23-41	ALLTEL Stadium	69,772
12/21/03	L	19-20	ALLTEL Stadium	49,207
11/4/07	W	41-24	Louisiana Superdome	70,009

Kansas City Chiefs (5-4-0)

9/25/72	L	17-20	Tulane Stadium	70,793
9/26/76	W	27-17	Arrowhead Stadium	53,918
11/21/82	W	27-17	Louisiana Superdome	39,341
9/8/85	L	27-47	Louisiana Superdome	57,760
9/8/91	W	17-10	Arrowhead Stadium	74,816
9/4/94	L	17-30	Louisiana Superdome	69,362
12/21/97	L	13-25	Arrowhead Stadium	66,772
11/14/04	W	27-20	Louisiana Superdome	64,900
11/16/08	W	30-20	Arrowhead Stadium	74,159

Miami Dolphins (4-6-0)

11/15/70	L	10-21	Orange Bowl	42,866
11/10/74	L	0-21	Tulane Stadium	74,289
9/28/80	L	16-21	Orange Bowl	40,946
10/2/83	W	17-7	Louisiana Superdome	66,489
12/7/86	L	27-31	Louisiana Superdome	64,761
11/29/92	W	24-13	Louisiana Superdome	68,591
10/15/95	W	33-30	Louisiana Superdome	55,628
11/29/98	L	10-30	Pro Player Stadium	73,216
10/30/05	L	6-21	Tiger Stadium	61,643
10/25/09	W	46-34	LandShark Stadium	66,689

Minnesota Vikings (8-19-0)

10/13/68	W	20-17	Tulane Stadium	71,105
9/27/70	L	0-26	Metropolitan Stadium	47,900
11/21/71	L	10-23	Tulane Stadium	83,130
11/5/72	L	6-37	Metropolitan Stadium	49,784
12/1/74	L	9-29	Metropolitan Stadium	44,202
11/16/75	L	7-20	Louisiana Superdome	52,765
9/12/76	L	9-40	Louisiana Superdome	58,156
9/3/78	W	31-24	Louisiana Superdome	54,187
11/30/80	L	20-23	Louisiana Superdome	30,936
11/15/81	L	10-20	Metropolitan Stadium	45,215
11/27/83	W	17-16	Louisiana Superdome	59,502
11/24/85	W	30-23	Metrodome	54,117
12/21/86	L	17-33	Metrodome	51,209
12/4/88	L	3-45	Metrodome	61,215
9/16/90	L	3-32	Metrodome	56,272
9/22/91	W	26-0	Louisiana Superdome	68,591
11/28/93	W	17-14	Metrodome	53,030
11/6/94	L	20-21	Metrodome	57,564
11/19/95	L	24-43	Metrodome	58,108
11/8/98	L	24-31	Metrodome	63,779
10/7/01	W	28-15	Louisiana Superdome	70,020
12/15/02	L	31-32	Louisiana Superdome	67,851
10/17/04	L	31-38	Louisiana Superdome	64,900
9/25/05	L	16-33	Metrodome	63,952
10/6/08	L	27-30	Louisiana Superdome	70,015
9/9/10	W	14-9	Louisiana Superdome	70,051

New England Patriots (4-8-0)

12/10/72	L	10-17	Tulane Stadium	64,889
12/5/76	L	6-27	Schaefer Stadium	53,592
12/21/80	L	27-38	Louisiana Superdome	38,277
12/4/83	L	0-7	Sullivan Stadium	24,579
11/30/86	L	20-21	Louisiana Superdome	58,259
11/12/89	W	28-24	Sullivan Stadium	47,680
11/8/92	W	31-14	Foxboro Stadium	45,413
12/3/95	W	31-17	Foxboro Stadium	59,876
10/4/98	L	27-30	Louisiana Superdome	56,172
11/25/01	L	17-34	Foxboro Stadium	60,292
11/20/05	L	17-24	Gillette Stadium	68,756
11/30/09	W	38-17	Louisiana Superdome	70,768

New York Giants (11-14-0)

10/8/67	L	21-27	Yankee Stadium	62,670
10/6/68	L	21-38	Yankee Stadium	60,967
11/16/69	W	25-24	Yankee Stadium	62,927
10/4/70	W	14-10	Tulane Stadium	69,126
10/8/72	L	21-45	Yankee Stadium	62,507
12/14/75	L	14-28	Shea Stadium	40,150
10/29/78	W	28-17	Louisiana Superdome	58,807
9/30/79	W	24-14	Louisiana Superdome	51,543
9/20/81	L	7-20	Giants Stadium	69,814
12/15/84	W	10-3	Giants Stadium	63,739
10/27/85	L	13-21	Louisiana Superdome	54,082
9/28/86	L	17-20	Giants Stadium	72,769
11/22/87	W	23-14	Louisiana Superdome	67,639
11/27/88	L	12-13	Louisiana Superdome	66,526
12/20/93	L	14-24	Louisiana Superdome	69,036
10/2/94	W	27-22	Louisiana Superdome	55,076
9/24/95	L	29-45	Giants Stadium	72,619
12/15/96	W	17-3	Giants Stadium	52,530
9/28/97	L	9-14	Giants Stadium	68,891
10/24/99	L	3-31	Giants Stadium	77,982
9/30/01	L	13-21	Giants Stadium	78,451
12/14/03	W	45-7	Louisiana Superdome	68,399
9/19/05	L	10-27	Giants Stadium	68,031
12/24/06	W	30-7	Giants Stadium	78,539
10/18/09	W	48-27	Louisiana Superdome	70,011

New York Jets (6-5-0)

12/3/72	L	17-18	Shea Stadium	62,496
12/4/77	L	13-16	Louisiana Superdome	40,464
12/14/80	W	21-20	Shea Stadium	38,077
11/21/83	L	28-31	Louisiana Superdome	68,606
10/26/86	L	23-28	Giants Stadium	44,246
10/15/89	W	29-14	Louisiana Superdome	59,521
12/26/92	W	20-0	Giants Stadium	45,614
12/24/95	W	12-0	Giants Stadium	28,885
11/4/01	L	9-16	Louisiana Superdome	70,020
11/27/05	W	21-19	Giants Stadium	77,152
10/4/09	W	24-10	Louisiana Superdome	70,009

Oakland Raiders (5-5-1)

11/7/71	T	21-21	Tulane Stadium	83,102
11/9/75	L	10-48	Oakland Coliseum	51,267
12/3/79	L	35-42	Louisiana Superdome	65,541
10/13/85	L	13-23	L.A. Memorial Col.	48,152
10/23/88	W	20-6	Louisiana Superdome	66,249
12/16/91	W	27-0	Louisiana Superdome	68,625
11/20/94	L	19-24	L.A. Memorial Col.	41,722
11/9/97	W	13-10	Oakland Coliseum	40,091
11/19/00	L	22-31	Louisiana Superdome	64,900
10/24/04	W	31-26	Network Assoc. Col.	45,337
10/12/08	W	34-3	Louisiana Superdome	70,068

Philadelphia Eagles (10-15-0)

11/5/67	W	31-24	Tulane Stadium	59,596
11/19/67	L	21-48	Franklin Field	60,751
12/8/68	L	17-29	Franklin Field	57,128
10/26/69	L	10-13	Franklin Field	60,568
11/30/69	W	26-17	Tulane Stadium	72,805
10/29/72	W	21-3	Tulane Stadium	65,664
10/27/74	W	14-10	Tulane Stadium	64,257
11/6/77	L	7-28	Veterans Stadium	53,482
9/17/78	L	17-24	Louisiana Superdome	49,242
9/16/79	L	14-26	Louisiana Superdome	54,212
11/9/80	L	21-34	Louisiana Superdome	44,340
10/11/81	L	14-31	Louisiana Superdome	52,728
12/11/83	W	20-17	Veterans Stadium	45,182
10/6/85	W	23-21	Louisiana Superdome	56,364
9/20/87	L	17-27	Veterans Stadium	57,485
12/18/89	W	30-20	Louisiana Superdome	59,218
10/13/91	W	13-6	Veterans Stadium	64,224
9/6/92	L	13-15	Veterans Stadium	63,513
12/26/93	L	26-37	Veterans Stadium	50,085
10/1/95	L	10-15	Louisiana Superdome	43,938
9/24/00	L	7-21	Louisiana Superdome	64,900
11/23/03	L	20-33	Lincoln Financial Field	67,802
10/15/06	W	27-24	Louisiana Superdome	68,269
12/23/07	L	23-28	Louisiana Superdome	70,011
9/20/09	W	48-22	Lincoln Financial Field	69,144

SERIESRECORDS

PittsburghSteelers (7-7-0)

10/29/67	L	10-14	Tulane Stadium	68,911
10/20/68	W	16-12	Pitt Stadium	32,303
12/15/68	W	24-14	Tulane Stadium	66,131
12/21/69	W	27-24	Tulane Stadium	72,256
11/25/74	L	7-28	Tulane Stadium	71,907
11/5/78	L	14-20	Three Rivers Stadium	48,526
10/4/81	L	6-20	Louisiana Superdome	64,578
11/19/84	W	27-24	Louisiana Superdome	66,005
11/29/87	W	20-16	Three Rivers Stadium	47,896
12/16/90	L	6-9	Louisiana Superdome	68,582
10/17/93	L	14-37	Three Rivers Stadium	56,056
10/6/02	W	32-29	Louisiana Superdome	67,734
11/12/06	L	31-38	Heinz Field	61,911
10/31/10	W	20-10	Louisiana Superdome	70,011

St.LouisRams (31-38-0)

9/17/67	L	13-27	Tulane Stadium	80,879
10/5/69	L	17-36	L.A. Memorial Col.	54,789
11/1/70	L	17-30	Tulane Stadium	77,861
12/6/70	L	16-34	L.A. Memorial Col.	66,410
9/19/71	W	24-20	Tulane Stadium	70,915
12/5/71	L	28-45	L.A. Memorial Col.	73,610
9/17/72	L	14-34	L.A. Memorial Col.	66,303
11/26/72	W	19-16	Tulane Stadium	64,325
11/11/73	L	7-29	L.A. Memorial Col.	70,358
11/25/73	L	13-24	Tulane Stadium	67,192
9/22/74	L	0-24	L.A. Memorial Col.	64,178
11/17/74	W	20-7	Tulane Stadium	57,287
10/26/75	L	14-38	L.A. Memorial Col.	54,723
12/7/75	L	7-14	Louisiana Superdome	39,958
10/24/76	L	10-16	Louisiana Superdome	51,984
11/28/76	L	14-33	L.A. Memorial Col.	54,906
10/16/77	L	7-14	L.A. Memorial Col.	46,045
10/30/77	W	27-26	Louisiana Superdome	59,023
10/1/78	L	20-26	Louisiana Superdome	61,659
10/22/78	W	10-3	L.A. Memorial Col.	47,574
10/7/79	L	17-35	Louisiana Superdome	68,986
12/16/79	W	29-14	L.A. Memorial Col.	53,879
11/2/80	L	31-45	Anaheim Stadium	59,909
11/24/80	L	7-27	Louisiana Superdome	53,448
9/13/81	W	23-17	Louisiana Superdome	62,063
11/8/81	W	21-13	Anaheim Stadium	61,068
9/11/83	L	27-30	Anaheim Stadium	45,572
12/18/83	L	24-26	Louisiana Superdome	70,148
10/14/84	L	10-28	Louisiana Superdome	63,161
12/2/84	L	21-34	Anaheim Stadium	49,348
11/3/85	L	10-28	Anaheim Stadium	49,030
12/1/85	W	29-3	Louisiana Superdome	44,122
11/9/86	W	6-0	Louisiana Superdome	62,352
12/3/86	L	13-26	Anaheim Stadium	58,600
10/4/87	W	37-10	Louisiana Superdome	29,745
11/8/87	W	31-14	Anaheim Stadium	43,379
10/30/88	L	10-12	Louisiana Superdome	68,238
11/13/88	W	14-10	Anaheim Stadium	63,305
10/22/89	W	40-21	Anaheim Stadium	57,567
11/26/89	L	17-20	Louisiana Superdome	64,274
12/9/90	W	24-20	Anaheim Stadium	56,864
12/31/90	W	20-17	Louisiana Superdome	68,647
9/15/91	W	24-7	Louisiana Superdome	68,583
11/3/91	W	24-17	Anaheim Stadium	58,713
10/11/92	W	13-10	Louisiana Superdome	68,591
12/13/92	W	37-14	Anaheim Stadium	47,355
10/3/93	W	37-6	Anaheim Stadium	50,709
12/12/93	L	20-23	Louisiana Superdome	69,033
10/23/94	W	37-34	Louisiana Superdome	47,908
12/4/94	W	31-15	Anaheim Stadium	34,960
9/10/95	L	13-17	Busch Stadium	59,335
11/5/95	W	19-10	Louisiana Superdome	43,120
12/1/96	L	10-26	Louisiana Superdome	26,310
12/21/96	L	13-14	Trans World Dome	57,681
8/31/97	L	24-38	Trans World Dome	64,575
12/7/97	L	27-34	Louisiana Superdome	54,803
9/6/98	W	24-17	Trans World Dome	56,943
11/15/98	W	24-3	Louisiana Superdome	46,430
11/28/99	L	14-43	Trans World Dome	65,864
12/12/99	L	14-30	Louisiana Superdome	46,838
11/26/00	W	31-24	Trans World Dome	66,064
12/24/00	L	21-26	Louisiana Superdome	64,900

10/28/01	W	34-31	Dome at America's Cen.	66,189
12/17/01	L	21-34	Louisiana Superdome	70,332
9/26/04	W	28-25	Edward Jones Dome	65,856
10/23/05	L	17-28	Edward Jones Dome	64,586
11/11/07	L	29-37	Louisiana Superdome	70,003
11/15/09	W	28-23	Edward Jones Dome	59,858
12/12/10	W	31-13	Louisiana Superdome	70,015

SanDiegoChargers (3-7-0)

11/18/73	L	14-17	San Diego Stadium	34,848
10/9/77	L	0-14	Louisiana Superdome	53,942
12/9/79	L	0-35	Louisiana Superdome	61,059
10/9/88	W	23-17	Jack Murphy Stadium	42,693
11/17/91	L	21-24	Jack Murphy Stadium	48,420
10/16/94	L	22-36	Louisiana Superdome	50,565
9/7/97	L	6-20	Louisiana Superdome	65,760
9/10/00	W	28-27	Qualcomm Stadium	51,300
11/07/04	L	17-43	Qualcomm Stadium	59,662
10/26/08	W	37-32	Wembley Stadium	83,226

SanFrancisco49ers (24-45-2)

10/22/67	L	13-27	Kezar Stadium	34,285
11/23/69	W	43-38	Tulane Stadium	71,448
10/18/70	T	20-20	Kezar Stadium	39,446
12/13/70	L	27-38	Tulane Stadium	61,940
9/26/71	L	20-38	Tulane Stadium	81,595
11/14/71	W	26-20	Candlestick Park	45,138
10/1/72	L	2-37	Tulane Stadium	69,840
10/22/72	T	20-20	Candlestick Park	59,167
10/21/73	L	0-40	Candlestick Park	52,881
12/9/73	W	16-10	Tulane Stadium	62,490
9/15/74	L	13-17	Tulane Stadium	65,071
12/15/74	L	21-35	Candlestick Park	40,418
10/19/75	L	21-35	Candlestick Park	39,990
11/23/75	L	6-16	Louisiana Superdome	40,328
10/17/76	L	3-33	Candlestick Park	43,160
12/27/76	L	7-27	Louisiana Superdome	42,536
11/13/77	L	7-10	Louisiana Superdome	41,564
11/27/77	L	17-20	Candlestick Park	33,702
10/15/78	W	14-7	Candlestick Park	37,671
12/3/78	W	24-13	Louisiana Superdome	50,068
9/23/79	W	30-21	Candlestick Park	39,727
11/11/79	W	31-20	Louisiana Superdome	65,551
9/7/80	L	23-26	Louisiana Superdome	58,621
12/7/80	L	35-38	Candlestick Park	37,949
9/27/81	L	14-21	Candlestick Park	44,433
12/20/81	L	17-21	Louisiana Superdome	43,639
11/28/82	W	23-20	Candlestick Park	51,611
10/16/83	L	13-32	Louisiana Superdome	68,154
11/13/83	L	0-27	Candlestick Park	40,022
9/16/84	L	20-30	Candlestick Park	57,611
11/25/84	L	3-35	Louisiana Superdome	65,117
9/29/85	W	10-17	Candlestick Park	58,053
12/15/85	L	19-31	Louisiana Superdome	46,065
9/21/86	L	17-26	Candlestick Park	58,297
11/2/86	W	23-10	Louisiana Superdome	53,234
10/25/87	L	22-24	Louisiana Superdome	60,497
11/15/87	W	26-24	Candlestick Park	60,436
9/4/88	L	33-34	Louisiana Superdome	66,357
12/11/88	L	17-30	Candlestick Park	62,977
10/8/89	L	20-24	Louisiana Superdome	60,488
11/6/89	L	13-31	Candlestick Park	60,667
9/10/90	L	12-13	Louisiana Superdome	68,629
12/23/90	W	13-10	Candlestick Park	60,112
11/10/91	W	10-3	Louisiana Superdome	68,591
12/1/91	L	24-38	Candlestick Park	62,092
9/27/92	L	10-16	Louisiana Superdome	68,591
11/15/92	L	20-21	Candlestick Park	64,895
9/26/93	W	16-13	Louisiana Superdome	69,041
11/22/93	L	7-42	Candlestick Park	66,500
9/25/94	L	13-24	Candlestick Park	63,971
11/28/94	L	14-35	Louisiana Superdome	61,304
9/3/95	L	22-24	Louisiana Superdome	66,627
10/29/95	W	11-7	3Com Park	65,272
9/1/96	L	11-27	3Com Park	63,970
11/3/96	L	17-24	Louisiana Superdome	53,297
9/14/97	L	7-33	3Com Park	61,838
10/26/97	L	0-23	Louisiana Superdome	60,443
10/11/98	L	0-31	Louisiana Superdome	62,811
11/22/98	L	20-31	3Com Park	68,429
9/19/99	L	21-28	3Com Park	67,685

SERIESRECORDS

11/14/99	W	24-6	Louisiana Superdome	52,198
11/5/00	W	31-15	Louisiana Superdome	64,900
12/10/00	W	31-27	3Com Park	67,892
11/11/01	L	27-28	3Com Park	68,083
1/6/02	L	0-38	Louisiana Superdome	70,020
10/20/02	W	35-27	Louisiana Superdome	67,903
9/19/04	W	30-27	Louisiana Superdome	64,900
12/03/06	W	34-10	Louisiana Superdome	68,241
10/28/07	W	31-10	Monster Park	68,244
9/28/08	W	31-17	Louisiana Superdome	70,008
9/20/10	W	25-22	Candlestick Park	69,732

SeattleSeahawks (6-5-0)

11/21/76	W	51-27	Kingdome	61,865
11/18/79	L	24-38	Kingdome	60,055
11/10/85	L	3-27	Louisiana Superdome	47,365
10/16/88	W	20-19	Kingdome	63,569
9/1/91	W	27-24	Louisiana Superdome	68,492
11/16/97	W	20-17	Louisiana Superdome	50,493
9/17/00	L	10-20	Husky Stadium	59,513
9/7/03	L	10/27	Seahawks Stadium	52,250
9/12/04	L	7-21	Louisiana Superdome	64,900
10/14/07	W	28-17	Qwest Field	68,296
11/21/10	W	34-19	Louisiana Superdome	70,015

TampaBayBuccaneers (22-16-0)

12/11/77	L	14-33	Louisiana Superdome	40,124
12/17/78	W	17-10	Tampa Stadium	51,207
10/14/79	W	42-14	Tampa Stadium	67,640
11/29/81	L	14-31	Louisiana Superdome	62,209
12/5/82	L	10-13	Louisiana Superdome	61,709
10/23/83	W	24-21	Tampa Stadium	48,242
9/9/84	W	17-13	Louisiana Superdome	54,686
9/22/85	W	20-13	Louisiana Superdome	45,320
10/19/86	W	38-7	Louisiana Superdome	43,355
12/6/87	W	44-34	Louisiana Superdome	66,471
9/25/88	W	13-9	Louisiana Superdome	66,671
9/24/89	L	10-20	Tampa Stadium	44,053
11/11/90	W	35-7	Louisiana Superdome	67,865
10/20/91	W	23-7	Louisiana Superdome	68,591
11/1/92	W	23-21	Louisiana Superdome	68,591
9/18/94	W	9-7	Tampa Stadium	45,522
11/24/96	L	7-13	Houlihan's Stadium	40,203
10/25/98	W	9-3	Louisiana Superdome	52,695
11/7/99	L	16-31	Louisiana Superdome	47,129
12/23/01	L	21-48	Raymond James Stadium	65,526
9/8/02	W	26-20	Raymond James Stadium	65,554
12/1/02	W	23-20	Louisiana Superdome	68,226
11/2/03	W	17-14	Raymond James Stadium	65,524
12/7/03	L	7-14	Louisiana Superdome	68,442
10/10/04	L	17-20	Louisiana Superdome	64,900
12/19/04	W	21-17	Raymond James Stadium	65,075
12/4/05	L	3-10	Tiger Stadium	34,411
1/1/06	L	13-27	Raymond James Stadium	65,379
10/8/06	W	24-21	Louisiana Superdome	68,183
11/5/06	W	31-14	Raymond James Stadium	65,561
9/16/07	L	14-31	Raymond James Stadium	65,178
12/2/07	L	23-27	Louisiana Superdome	70,009
9/7/08	W	24-20	Louisiana Superdome	69,881
11/30/08	L	20-23	Raymond James Stadium	64,430
11/22/09	W	38-7	Raymond James Stadium	62,720
12/27/09	L	17-20	Louisiana Superdome	70,021
10/17/10	W	31-6	Raymond James Stadium	51,759
1/2/11	L	13-23	Louisiana Superdome	70,068

TennesseeTitans (4-7-1)

10/3/71	T	13-13	Astrodome	47,966
10/3/76	L	26-31	Louisiana Superdome	51,973
12/10/78	L	12-17	Louisiana Superdome	63,169
11/22/81	W	27-24	Astrodome	49,581
9/30/84	W	27-10	Astrodome	43,108
12/13/87	W	24-10	Louisiana Superdome	68,257
10/21/90	L	10-23	Astrodome	57,908
9/5/93	W	33-21	Louisiana Superdome	69,029
11/10/96	L	14-31	Louisiana Superdome	34,121
10/17/99	L	21-24	Louisiana Superdome	51,875
9/21/03	L	12-27	The Coliseum	68,809
9/24/07	L	14-31	Louisiana Superdome	70,002

WashingtonRedskins (8-15-0)

9/24/67	L	10-30	Tulane Stadium	74,937
12/17/67	W	30-14	D.C. Stadium	50,486
9/22/68	W	37-17	Tulane Stadium	65,941
9/21/69	L	20-26	Tulane Stadium	73,147
12/14/69	L	14-17	R.F.K. Stadium	50,354
10/31/71	L	14-24	R.F.K. Stadium	53,041
10/28/73	W	19-3	Tulane Stadium	66,315
9/21/75	L	3-41	R.F.K. Stadium	54,414
10/28/79	W	14-10	R.F.K. Stadium	52,133
10/26/80	L	14-22	R.F.K. Stadium	51,375
12/26/82	L	10-27	Louisiana Superdome	48,667
10/5/86	L	6-14	Louisiana Superdome	57,378
11/6/88	L	24-27	R.F.K. Stadium	54,183
10/1/89	L	14-16	Louisiana Superdome	64,358
11/18/90	L	17-31	R.F.K. Stadium	52,573
11/23/92	W	20-3	Louisiana Superdome	68,591
9/11/94	L	24-38	Louisiana Superdome	58,049
12/30/01	L	10-40	Louisiana Superdome	70,020
10/13/02	W	43-27	FedEx Field	80,768
11/30/03	W	24-20	FedEx Field	76,821
12/17/06	L	10-16	Louisiana Superdome	69,052
9/14/08	L	24-29	FedEx Field	88,246
12/6/09	W	33-30	FedEx Field	84,520

PostSeason

Arizona Cardinals (1-0)			
1/16/10	W	45-14	Louisiana Superdome# 70,149
Atlanta Falcons (0-1)			
12/28/91	L	20-27	Louisiana Superdome* 68,794
Chicago Bears (0-2)			
1/6/91	L	6-16	Soldier Field* 60,767
1/21/07	L	14-39	Soldier Field% 61,817
Indianapolis Colts (1-0)			
2/7/10	W	31-17	Sun Life Stadium\$ 74,059
Minnesota Vikings (1-2)			
1/3/87	L	10-44	Louisiana Superdome* 68,127
1/6/01	L	16-34	Metrodome# 63,881
1/24/10	W	31-28	ot Louisiana Superdome% 71,276
Philadelphia Eagles (1-1)			
1/3/93	L	20-36	Louisiana Superdome* 68,893
1/13/07	W	27-24	Louisiana Superdome# 70,001
St. Louis Rams (1-0)			
12/30/00	W	31-28	Louisiana Superdome* 64,900
Seattle Seahawks (0-1)			
1/8/11	L	36-41	Qwest Field* 66,336

* - NFC Wild Card Playoff; # - NFC Divisional Playoff
% - NFC Championship; \$ - Super Bowl

ATTENDANCE FIGURES

COMBINED

HOME

ROAD

Year	Total	Games	Avg.	Total	Games	Avg.	Total	Games	Avg.
1967	901,971	14	64,427	528,242	7	75,463	373,729	7	53,390
1968	882,121	14	63,009	519,426	7	74,203	362,695	7	51,814
1969	921,972	14	65,855	521,133	7	74,447	400,839	7	57,262
1970	843,342	14	60,238	483,234	7	69,033	360,108	7	51,444
1971	932,267	14	66,590	550,578	7	78,654	381,689	7	54,527
1972	880,545	14	62,896	467,686	7	66,812	412,859	7	58,980
1973	794,900	14	56,779	451,566	7	64,509	343,334	7	49,048
1974	788,156	14	56,296	452,236	7	64,605	335,920	7	47,988
1975	633,807	14	45,272	319,066	7	45,581	314,741	7	44,963
1976	714,135	14	51,010	359,631	7	51,376	354,504	7	50,643
1977	655,079	14	46,791	334,502	7	47,786	321,577	7	45,940
1978	850,823	16	53,176	457,613	8	57,202	393,210	8	49,151
1979	939,175	16	58,698	495,260	8	61,907	443,915	8	55,489
1980	807,652	16	50,478	384,855	8	48,109	422,797	8	52,850
1981	891,207	16	55,700	440,708	8	55,089	450,499	8	55,700
1982	467,978	9	51,988	255,726	5	51,145	212,252	4	53,063
1983	891,883	16	55,743	525,083	8	65,635	366,800	8	45,850
1984	884,588	16	55,287	472,625	8	59,078	411,963	8	51,495
1985	799,050	16	49,963	388,795	8	49,941	410,255	8	51,282
1986	864,368	16	54,023	453,672	8	56,709	410,696	8	51,337
1987	774,297	15	51,620	420,873	7	60,125	353,424	8	44,178
1988	960,942	16	60,059	531,156	8	66,395	429,786	8	53,723
1989	916,534	16	57,283	488,998	8	61,124	427,536	8	53,442
1990	997,722	16	62,358	536,438	8	67,055	461,284	8	57,661
1991	1,008,934	16	63,058	548,655	8	68,582	460,279	8	57,535
1992	977,552	16	61,097	548,728	8	68,591	428,824	8	53,603
1993	979,133	16	61,196	541,300	8	67,663	437,833	8	54,730
1994	903,213	16	56,451	469,900	8	58,738	433,313	8	54,164
1995	854,771	16	53,423	400,589	8	50,074	454,182	8	56,772
1996	736,864	16	46,054	301,998	8	37,750	434,866	8	54,358
1997	911,223	16	56,951	443,614	8	55,452	467,609	8	58,451
1998	922,225	16	57,639	436,473	8	54,559	485,752	8	60,719
1999	945,488	16	59,093	410,147	8	51,268	535,341	8	66,918
2000	980,533	16	61,283	504,315	8	63,039	476,218	8	59,527
2001	1,111,335	16	69,458	560,472	8	70,059	550,863	8	68,858
2002	1,068,183	16	66,761	542,796	8	67,849	525,387	8	65,673
2003	1,072,640	16	67,040	548,894	8	68,612	523,746	8	65,468
2004	985,096	16	61,568	513,178	8	64,147	471,918	8	58,989
2005	970,678	16	60,667	417,270	8	52,159	553,408	8	69,176
2006	1,108,045	16	69,253	550,470	8	68,809	557,575	8	69,697
2007	1,093,544	16	68,347	560,036	8	70,005	533,508	8	66,689
2008	1,125,938	16	70,371	573,876	8	71,735	552,062	8	69,008
2009	1,116,009	16	69,751	560,840	8	70,105	555,169	8	69,396
2010	1,113,131	16	69,571	560,304	8	70,038	552,827	8	69,103
Totals	39,980,359	674	59,318	20,832,957	337	61,819	19,147,402	337	56,817

Largest Home Crowds

Tulane Stadium (1967-74)			
Date	Att.	Opponent	
11/3/68	84,728	Dallas	
11/12/67	83,437	Dallas	
11/26/67	83,437	Atlanta	
11/21/71	83,130	Minnesota	
11/7/71	83,102	Oakland	
10/17/71	83,088	Dallas	
9/26/71	81,595	San Francisco	
9/17/67	80,879	Los Angeles Rams	
10/19/69	80,636	Baltimore Colts	
9/28/69	79,567	Dallas	

Louisiana Superdome (1975-present)

Date	Att.	Opponent	
9/2/79	70,940	Atlanta	
11/30/09	70,768	New England - MN	
11/24/08	70,668	Green Bay - MN	
12/17/01	70,332	St. Louis Rams - MN	
11/12/78	70,323	Atlanta	
12/19/09	70,213	Dallas - SAT	
12/18/83	70,148	Los Angeles Rams	
10/12/08	70,068	Oakland	
11/2/09	70,088	Atlanta - MN	
10/24/10	70,077	Cleveland	

Wembley Stadium (2008)

Date	Att.	Opponent	
10/26/08	83,226	San Diego	

Largest Road Crowds

Date	Att.	Opponent	Stadium
11/25/10	93,985	Dallas	Cowboys Stadium
9/14/08	88,246	Washington	FedEx Field
12/6/09	84,520	Washington	FedEx Field
10/13/02	80,768	Washington	FedEx Field
12/24/06	78,539	New York Giants	Giants Stadium
9/30/01	78,451	New York Giants	Giants Stadium
10/12/80	78,147	Detroit	Silverdome
10/24/99	77,982	New York Giants	Giants Stadium
11/27/05	77,152	New York Jets	Giants Stadium
11/30/03	76,821	Washington	FedEx Field

Largest Playoff Crowds

Date	Att.	Opponent	Stadium
2/7/10	74,059	Indianapolis	Sun Life Stadium
1/24/10	71,276	Minnesota	Louisiana Superdome
1/16/10	70,149	Arizona	Louisiana Superdome
1/13/07	70,001	Philadelphia	Louisiana Superdome
1/3/93	68,893	Philadelphia	Louisiana Superdome
12/28/91	68,794	Atlanta	Louisiana Superdome
1/3/87	68,127	Minnesota	Louisiana Superdome
1/8/11	66,336	Seattle	Qwest Field
12/30/00	64,900	St. Louis	Louisiana Superdome
1/3/87	63,881	Minnesota	Metrodome

MN - Monday Night Football game
SN - Sunday Night Football game

PRESEASON RESULTS

1967 (5-1)

8/2	L.A. Rams (Anaheim, Calif.)	L, 7-16	26,364
8/12	St.L. Cards (Shreveport, La.)	W, 23-14	25,500
8/19	Pittsburgh (Baton Rouge, La.)	W, 20-17	35,000
8/26	San Fran. (Portland, Ore.)	W, 24-10	23,348
9/2	Miami (Charleston, S.C.)	W, 20-17	11,214
9/9	Atlanta	W, 27-14	67,486

1968 (2-4)

8/1	L.A. Rams (Anaheim, Calif.)	L, 7-21	29,505
8/10	Boston	W, 19-0	57,152
8/18	at Houston Oilers	L, 23-24	42,734
8/24	Cleveland	W, 40-27	70,045
8/31	at Atlanta	L, 10-16	49,832
9/6	Minn. (Shreveport, La.)	L, 17-20	23,000

1969 (2-4)

8/9	at San Diego	L, 7-10	31,683
8/16	at Denver	W, 28-22	28,356
8/23	Pitt. (Baton Rouge, La.)	L, 24-34	40,000
8/30	Atlanta	W, 21-17	69,898
9/6	Houston Oilers	L, 14-30	79,937
9/12	at Detroit	L, 7-42	30,312

1970 (4-2)

8/8	Minnesota (Canton, Ohio)*	W, 14-13	17,932
8/15	at Houston Oilers	W, 19-10	46,223
8/22	Detroit	L, 17-31	76,778
8/29	Boston (Jackson, Miss.)	W, 26-20	32,000
9/5	N.Y. Jets	L, 14-27	78,581
9/12	San Diego	W, 20-14	63,904

1971 (0-6)

8/6	at Buffalo	L, 10-14	35,758
8/14	at Dallas	L, 21-36	73,560
8/21	Kansas City	L, 7-27	70,459
8/28	at San Diego	L, 7-22	35,405
9/4	Philadelphia	L, 0-34	60,487
9/12	Houston Oilers	L, 17-24	60,971

1972 (1-4-1)

8/7	at Philadelphia	W, 13-10	53,372
8/12	Buffalo	L, 21-24	66,762
8/19	Dallas	L, 7-30	81,070
8/26	San Diego	L, 14-16	64,506
9/2	Pittsburgh (Memphis, Tenn.)	L, 7-56	43,302
9/10	at Houston Oilers	T, 14-14	44,571

1973 (1-5)

8/4	at Kansas City	L, 6-12	67,216
8/11	at Miami	L, 13-14	80,050
8/18	at Dallas	L, 14-24	61,022
8/25	New England	L, 6-31	64,131
9/1	N.Y. Jets	L, 17-28	67,434
9/8	Houston Oilers	W, 16-10	62,339

1974 (3-3)

8/3	Pittsburgh	L, 7-26	45,339
8/10	at Miami	L, 20-45	41,524
8/18	at New England	L, 3-7	20,456
8/24	Dallas	W, 16-7	56,563
8/31	N.Y. Jets	W, 24-7	59,829
9/7	at Houston Oilers	W, 24-16	35,103

1975 (2-4)

8/6	Houston Oilers	L, 7-13	72,434
8/16	Denver	W, 24-21	40,089
8/23	Miami	L, 10-20	61,253
8/30	Baltimore Colts	W, 27-3	60,643
9/6	at Pittsburgh	L, 13-24	47,341
9/13	at Cincinnati	L, 0-20	48,453

1976 (4-2)

7/31	Pittsburgh	L, 14-24	56,039
8/7	at Houston Oilers	W, 13-10	38,675
8/13	at Buffalo	W, 21-14	36,110
8/20	at Baltimore Colts	W, 26-20	38,879
8/28	Cincinnati	W, 13-10	60,044
9/4	Miami	L, 7-20	63,383

1977 (5-1)

8/6	at Chicago	W, 20-14	55,163
8/13	N.Y. Giants	W, 23-7	49,900
8/20	Buffalo	W, 20-17	66,282
8/27	N.Y. Jets	L, 14-20	49,455
9/3	at Miami	W, 17-10	39,970
9/10	Houston Oilers	W, 20-16	49,964

1978 (2-2)

8/5	Phil. (Mexico City, Mexico)	W, 14-7	30,000
8/12	Miami	L, 17-31	54,105
8/19	Tampa Bay	L, 3-14	49,042
8/26	at Houston Oilers	W, 17-3	49,554

PRESEASON RESULTS

1979 (1-3)

8/3	at Miami	L, 7-14	44,704
8/11	Chicago	L, 6-13	45,085
8/18	at Tampa Bay	L, 7-14	49,042
8/24	Houston Oilers	W, 10-7	54,469

1980 (1-3)

8/9	St. Louis Cardinals	W, 17-13	57,923
8/17	at Houston Oilers	L, 17-20	43,376
8/23	at Detroit	L, 17-40	49,631
8/29	Miami	L, 0-20	50,635

1981 (3-1)

8/8	Baltimore Colts	W, 24-23	46,792
8/15	Houston Oilers	W, 27-7	67,562
8/23	Phil. (Syracuse, N.Y.)	L, 6-37	28,001
8/29	Detroit	W, 20-17	ot 52,090

1982 (1-3)

8/12	at Houston Oilers	L, 20-22	44,599
8/21	Kansas City	W, 6-3	46,585
8/28	Cleveland	L, 17-20	55,689
9/3	at Minnesota	L, 21-24	59,810

1983 (3-2)

7/30	Pittsburgh (Canton, Ohio)*	L, 14-27	23,909
8/6	at Tampa Bay	L, 17-20	53,111
8/13	at Miami	W, 19-17	38,735
8/20	Houston Oilers	W, 20-13	60,430
8/27	N.Y. Jets	W, 17-10	58,176

1984 (3-1)

8/4	at Kansas City	W, 34-20	34,230
8/11	Atlanta	W, 31-21	58,502
8/18	at Houston Oilers	W, 31-19	45,522
8/25	Washington	L, 9-14	52,040

1985 (1-3)

8/10	at New England	W, 32-20	27,014
8/17	Houston Oilers	L, 20-23	53,491
8/24	Tampa Bay	L, 10-14	49,337
8/30	at San Diego	L, 20-21	40,462

1986 (2-2)

8/9	at Denver	W, 10-7	47,408
8/16	New England	L, 34-38	54,364
8/23	at Houston Oilers	L, 13-24	38,617
8/30	Kansas City	W, 13-10	47,945

1987 (3-1)

8/15	Minnesota	W, 23-17	52,884
8/22	Houston Oilers	L, 13-16	51,562
8/29	Pittsburgh	W, 31-28	46,770
9/4	at Cincinnati	W, 26-14	46,289

1988 (2-2)

8/7	at Minnesota	W, 23-20	47,624
8/12	at Phoenix	W, 33-28	51,987
8/20	at Indianapolis	L, 6-18	54,117
8/27	Pittsburgh	L, 28-31	56,174

1989 (1-3)

8/12	Indianapolis	L, 7-31	57,771
8/19	at Buffalo	L, 7-10	48,512
8/28	Cincinnati	W, 27-10	51,150
9/1	Washington	L, 21-26	56,181

1990 (4-1)

8/5	L.A. Raiders (London, Eng.)	W, 17-10	63,106
8/11	at Minnesota	W, 13-10	48,154
8/18	Green Bay (Madison, Wis.)	L, 13-27	47,848
8/25	Buffalo	W, 28-23	51,959
8/31	Indianapolis	W, 17-14	54,796

1991 (2-2)

8/3	Minnesota	W, 18-3	58,953
8/10	Green Bay	W, 31-20	55,730
8/17	at Indianapolis	L, 28-34	50,896
8/24	at Miami	L, 24-28	44,099

1992 (3-1)

8/10	at Chicago	W, 34-31	53,846
8/17	Pittsburgh	W, 26-0	61,671
8/22	Houston Oilers	L, 3-33	61,194
8/27	Miami (Baltimore, Md.)	W, 17-3	60,021

PRESEASON RESULTS

1993 (4-1)

7/31	Philadelphia (Tokyo, Japan)	W, 28-16	49,363
8/7	Houston Oilers (S.A., Texas)	W, 37-28	40,308
8/14	Green Bay (Madison, Wis.)	W, 26-17	59,523
8/23 Chicago	W, 20-14	61,149	
8/27 Detroit	L, 16-17	60,700	

1994 (1-3)

8/5	at New England	L, 6-24	37,800
8/13	at Minnesota	L, 17-21	46,067
8/19 Green Bay	L, 10-13	54,714	
8/25 Dallas	W, 28-10	57,281	

1995 (1-3)

8/5	Green Bay (Madison, Wis.)	L, 17-27	49,071
8/11	at N.Y. Giants	L, 13-14	54,416
8/20 Seattle	L, 19-24	38,228	
8/25 Detroit	W, 24-10	38,073	

1996 (3-2)

7/27	Indianapolis (Canton, Ohio)*	L, 3-10	23,376
8/2	at Detroit	W, 23-22	35,782
8/10	at Kansas City	L, 6-42	65,710
8/17 Chicago	W, 31-21	35,246	
8/23 Minnesota	W, 16-13	35,728	

1997 (3-1)

8/2	at Tennessee	W, 21-12	22,811
8/9 Kansas City	W, 26-7	55,211	
8/16	at Oakland	L, 18-16	36,771
8/22	at Chicago	W, 13-7	58,656

1998 (1-3)

8/8	at Green Bay	L, 7-31	60,080
8/14	at Denver	L, 10-17	70,937
8/22 Tennessee	L, 24-26	46,069	
8/28 Tampa Bay	W, 10-6	43,774	

1999 (2-2)

8/13	at Miami	W, 26-14	59,972
8/21 Indianapolis	L, 7-37	41,788	
8/28 Green Bay	L, 17-38	53,074	
9/2	at Tennessee	W, 12-11	63,634

2000 (1-3)

7/29	at N.Y. Jets	L, 20-24	75,754
8/5	at Minnesota	W, 25-24	63,445
8/12	Indianapolis (W. Lafayette, Ind.)	L, 0-17	20,105
8/25 Miami	L, 17-22	46,955	

2001 (1-3)

8/11	Minnesota (San Ant., Texas)	L, 21-28	46,752
8/18 Dallas	W, 16-10	53,249	
8/24	at Denver	L, 24-31	74,063
9/1	at Seattle	L, 14-28	68,655

2002 (3-1)

8/10 Houston	L, 10-13	67,356	
8/15	at Miami	W, 24-7	56,930
8/24	at Cincinnati	W, 31-23	41,636
8/30 Indianapolis	W, 25-21	67,247	

2003 (1-3)

8/11 Philadelphia	L, 17-27	67,594	
8/16	at New York Jets	W, 22-17	76,527
8/23	at San Francisco	L, 12-27	63,153
8/28 Miami	L, 10-24	68,477	

2004 (2-2)

8/13 New York Jets	W, 23-13	64,900	
8/16	at Green Bay	L, 14-19	69,669
8/27	at Chicago	W, 17-13	61,208
9/3 Miami	L, 19-20	64,900	

2005 (1-3)

8/12 Seattle	L, 15-34	38,529	
8/18	at New England	W, 37-27	68,736
8/26 Baltimore	L, 6-21	44,485	
9/1	at Oakland	L, 6-13	32,191

2006 (1-3)

8/12	at Tennessee	W, 19-16	69,143
8/21 DALLAS (Shreveport, La.)	L, 7-30	45,162	
8/26 INDIANAPOLIS (Jack, Miss.)	L, 6-21	44,485	
9/1	at Kansas City	L, 9-10	70,456

PRESEASON RESULTS

2007 (3-2)

8/5	Pittsburgh (Canton, Ohio)*	L, 7-20	22,302
8/10	Buffalo	L, 10-13	70,003
8/18	at Cincinnati	W, 27-19	65,227
8/23	at Kansas City	W, 30-7	72,283
8/30	Miami	W, 7-0	68,926

2008 (2-2)

8/7	at Arizona	W, 24-10	63,109
8/16	Houston	L, 27-31	70,009
8/23	at Cincinnati	W, 13-0	65,043
8/28	Miami	L, 10-14	70,008

2009 (3-1)

8/14	Cincinnati	W, 17-7	68,962
8/22	at Houston	W, 38-14	70,107
8/29	at Oakland	W, 45-7	32,585
9/3	Miami	L, 7-10	68,681

2010 (2-2)

8/12	at New England	L, 24-27	68,756
8/21	Houston	W, 38-20	70,025
8/27	San Diego	W, 36-21	70,031
9/2	at Tennessee	L, 24-27	69,143

Home games in bold

* - Hall of Fame Game

PRESEASON RECORDS

Team	W	L	T	Pct.
Arizona	4	0	0	1.000
Atlanta	3	1	0	.750
Baltimore	0	1	0	.000
Buffalo	3	4	0	.429
Carolina	0	0	0	.000
Chicago	6	1	0	.857
Cincinnati	7	1	0	.875
Cleveland	1	1	0	.500
Dallas	3	4	0	.429
Denver	3	2	0	.600
Detroit	3	4	0	.429
Green Bay	2	6	0	.250
Houston	2	2	0	.500
Indianapolis	5	7	0	.417
Jacksonville	0	0	0	.000
Kansas City	5	4	0	.556

Team	W	L	T	Pct.
Miami	7	13	0	.350
Minnesota	7	4	0	.636
New England	4	5	0	.444
N.Y. Giants	1	1	0	.500
N.Y. Jets	4	4	0	.500
Oakland	2	2	0	.500
Philadelphia	3	3	0	.500
Pittsburgh	3	8	0	.273
St. Louis	0	2	0	.000
San Diego	2	4	0	.333
San Francisco	1	1	0	.500
Seattle	0	3	0	.000
Tampa Bay	1	4	0	.200
Tennessee	14	12	1	.537
Washington	0	2	0	.000
Totals	96	106	1	.475

1967 SAINTS STATISTICS

RECORD: 3-11
FINISH: 4th-CAPITOL

Date	W/L	Score	Opponent	Attendance	RUSHING	No	Yds	Avg	LG	TD	PUNT	RET	Ret	FC	Yds	Avg	LG	TD
9/17	L	13-27	Los Angeles	80,879	Taylor	130	390	3.0	16	2	Roberts	11	12	50	4.5	11	0	
9/24	L	10-30	Washington	74,937	Wheelwright	59	198	3.4	13	0	Gilliam	7	6	13	1.9	8	0	
10/1	L	7-42	Cleveland	77,045	Kilmer	20	142	7.1	31	1	Brown	3	2	1	0.3	13	0	
10/8	L	21-27	at New York Giants	62,670	Barrington	34	121	3.6	22	0	Douglas	2	1	15	7.5	12	0	
10/15	L	10-14	at Dallas	64,128	Schultz	32	117	3.7	22	2	Saints	23	21	79	3.4	13	0	
10/22	L	13-27	at San Francisco	34,285	McCall	21	86	4.1	49	1	Opponents	35	14	261	7.5	29	0	
10/29	L	10-14	Pittsburgh	68,911	Cuozzo	19	43	2.3	10	1								
11/5	W	31-24	Philadelphia	59,596	Gilliam	7	41	5.9	19	0	KICKOFF RET	No	Yds	Avg	LG	TD		
11/12	L	10-27	Dallas	83,437	McNeill	4	38	9.5	25	0	Roberts	28	737	26.3	91	1	0	
11/19	L	21-48	at Philadelphia	60,751	Brown	8	16	2.0	7	2	Gilliam	16	481	30.1	94	1	0	
11/26	W	27-24	Atlanta	83,437	Saints	334	1192	3.6	49	9	Barrington	7	113	16.1	27	0	0	
12/3	L	20-31	at St. Louis	41,171	Opponents	469	2092	4.5	56	22	McCall	7	198	28.3	68	0	0	
12/10	L	10-30	at Baltimore	60,238							Brown	5	103	20.6	26	0	0	
12/17	W	30-14	at Washington	50,486	RECEIVING	No	Yds	Avg	LG	TD	Jordan	3	56	18.7	27	0	0	

TEAM STATISTICS	N.O.	OPP.				
TOTAL FIRST DOWNS	219	276				
Rushing	67	114				
Passing	135	138				
Penalty	17	24				
POSSESSION AVG.						
TOTAL NET YARDS	3790	4928				
Avg. Per Game	270.7	352.0				
Total Plays	864	902				
Avg. Per Play	4.4	5.5				
NET YARDS RUSHING	1192	2092				
Avg. Per Game	85.1	149.4				
Total Rushes	334	469				
NET YARDS PASSING	2598	2836				
Avg. Per Game	185.6	202.6				
Sacked/Yards Lost	52/391	23/199				
Gross Yards	2989	3035				
Att./Completions	478/237	410/207				
Completion Pct.	49.6	50.5				
Had Intercepted	23	22				
PUNTS/AVERAGE	74/42.9	63/39.9				
NET PUNTING AVG.	74/37.5	63/37.3				
PENALTIES/YARDS	76/785	83/844				
FUMBLES/BALL LOST	21/14	21/18				
TOUCHDOWNS	27	48				
Rushing	9	22				
Passing	13	25				
Returns	5	1				
Score by Periods	1	2	3	4	OT	TOT
Saints	40	75	66	52	0	233
Opponents	57	128	74	120	0	379

SCORING	TD	Ru	Pa	Rt	PAT	FG	S	TPR
Durkee	0	0	0	0	27/27	14/32	0	69
Abramowicz	0	0	0	0			0	36
Roberts	5	0	3	2			0	30
Brown	2	2	0	0			0	12
Gilliam	2	0	1	0			0	12
Kramer	2	0	2	0			0	12
McCall	2	1	1	0			0	12
Schultz	2	2	0	0			0	12
Taylor	2	2	0	0			0	12
Whitsell	2	0	0	2			0	12
Cuozzo	1	1	0	0			0	6
Kilmer	1	1	0	0			0	6
Anderson	0	0	0	0			1	2
Saints	27	9	13	5	27/27	14/32	1	233
Opponents	48	22	25	1	46/48	15/29	0	379
SACKS: Saints 23.0, Opp. 52.0								

RECEIVING	No	Yds	Avg	LG	TD			
Abramowicz	50	721	14.4	80	6			
Taylor	38	251	6.6	27	0			
Poage	24	380	15.8	65	0			
Gilliam	22	264	12.0	35	1			
Kramer	20	207	10.4	17	2			
Hall	19	249	13.1	21	0			
Roberts	17	384	22.6	96	3			
Schultz	14	186	13.3	25	0			
Wheelwright	9	61	6.8	18	0			
Burke	8	84	10.5	21	0			
McCall	4	75	18.8	34	1			
Barrington	4	50	12.5	29	0			
Brown	3	23	7.7	9	0			
J. Simmons	2	25	12.5	16	0			
Hester	2	10	5.0	7	0			
Ogden	1	19	19.0	19	0			
Saints	237	2989	12.6	96	13			
Opponents	207	3035	14.7	76	25			
INTERCEPTIONS	No	Yds	Avg	LG	TD			
Whitsell	10	178	17.8	41	2			
Burkett	3	57	19.0	23	0			
Logan	3	21	7.0	18	0			
Hart	1	21	21.0	21	0			
Douglas	1	19	19.0	19	0			
Rose	1	15	15.0	15	0			
Hester	1	12	12.0	12	0			
D. Simmons	1	8	8.0	8	0			
Whittingham	1	2	2.0	2	0			
Saints	22	333	15.1	41	2			
Opponents	23	303	13.2	88	0			
PUNTING	No	Yds	Avg	Net	TB	I20	LG	B
McNeill	74	3174	42.9	37.5	7	66	0	0
Saints	74	3174	42.9	37.5	7	66	0	0
Opponents	63	2511	39.9	37.3	4	68	0	0

FIELD GOALS	1-19	20-29	30-39	40-49	50+
Durkee	3/3	2/8	6/7	3/11	0/3
Saints	3/3	2/8	6/7	3/11	0/3
Opponents	3/8	6/7	4/6	1/7	1/1
Durkee: (44G, 25G) (51N, 25B, 22N, 27G)					
(52N, 51N, 42N) () (48N, 45N, 47N) (39G, 34G, 45N) (46N, 26B, 45N, 37G) (33N, 12G)					
(28N, 48B, 11G) (20N) (34G, 27N, 32G) (44N, 41G, 16G) (35G) ()					
Opponents: (31B, 27N, 47N, 10G, 21G) (37G) () (14B, 18B, 19N) (49N, 13N) (50G, 19N, 39G) () (41G) (45N, 49N, 21G, 12G) (21G, 37G) (47N, 26G) (27G) (35G, 21G, 17G) (47N, 37B)					

1967 NFL CAPITOL STANDINGS

Saints Finish: 4th place	W	L	T	Pct.
Dallas	9	5	0	.643
Philadelphia	6	7	1	.462
Washington	5	6	3	.455
New Orleans	3	11	0	.214

PASSING	Att	Cmp	Yds	Cmp%	Yds/Att	TD	TD%	Int	Int%	Long	Sk/Yds	Rating
Cuozzo	260	134	1562	51.5	6.01	7	2.7	12	4.6	49	33/236	59.8
Kilmer	204	97	1341	47.5	6.57	6	2.9	11	5.4	96	18/147	56.4
Wood	11	5	62	45.5	5.64	0	0.0	0	0.0	27	1/8	63.4
Barrington	2	0	0	0.0	0.00	0	0.0	0	0.0	0	0/0	39.6
McNeill	1	1	24	100.0	24.00	0	0.0	0	0.0	24	0/0	118.8
Saints	478	237	2989	49.6	6.25	13	2.7	23	4.8	96	52/391	58.5
Opponents	410	207	3035	50.5	7.40	25	6.1	22	5.4	76	23/199	73.0

2011 MEDIA
SAINTS GUIDE

OWNERSHIP

FOOTBALL

ADMINISTRATION

RECORDS

HISTORY

1968 SAINTS STATISTICS

RECORD: 4-9-1

FINISH: 3rd-CENTURY

Date	W/L	Score	Opponent	Attendance
9/15	L	10-24	Cleveland	74,215
9/22	W	31-17	Washington	65,941
9/29	L	20-21	St. Louis	79,021
10/6	L	21-38	at New York Giants	60,967
10/13	W	20-17	Minnesota	71,105
10/20	W	16-12	at Pittsburgh	32,303
10/27	L	17-31	at St. Louis	45,476
11/3	L	3-17	Dallas	84,728
11/10	L	17-35	at Cleveland	71,025
11/17	L	7-29	at Green Bay (Mil.)	49,644
11/24	T	20-20	at Detroit	46,152
12/1	L	17-23	Chicago	78,285
12/8	L	17-29	at Philadelphia	57,128
12/15	W	24-14	Pittsburgh	66,131

TEAM STATISTICS	N.O.	OPP.
TOTAL FIRST DOWNS	224	228
Rushing	80	97
Passing	122	109
Penalty	22	22
POSSESSION AVG.		
TOTAL NET YARDS	3863	4291
Avg. Per Game	275.9	306.5
Total Plays	881	835
Avg. Per Play	4.4	3.7
NET YARDS RUSHING	1527	2105
Avg. Per Game	109.1	150.4
Total Rushes	409	439
NET YARDS PASSING	2336	2186
Avg. Per Game	166.9	156.1
Sacked/Yards Lost	33/213	34/297
Gross Yards	2549	2483
Att./Completions	439/210	366/153
Completion Pct.	47.8	41.8
Had Intercepted	29	16
PUNTS/AVERAGE	75/37.6	69/40.8
NET PUNTING AVG.	75/32.3	69/37.4
PENALTIES/YARDS	82/843	74/757
FUMBLES/BALL LOST	19/11	33/26
TOUCHDOWNS	27	42
Rushing	7	13
Passing	17	25
Returns	3	4

Score by Periods	1	2	3	4	OT	TOT
Saints	71	79	51	45	0	246
Opponents	44	95	67	121	0	327

SCORING	TD	Ru	Pa	Rt	PAT	FG	S	TP
Durkee	0	0	0	0	27/27	19/37	0	84
Abramowicz	7	0	0	0	0	0	0	42
McCall	6	4	2	0	0	0	0	36
Lorick	3	0	3	0	0	0	0	18
Hester	2	0	2	0	0	0	0	12
Kilmer	2	2	0	0	0	0	0	12
Stickles	2	0	2	0	0	0	0	12
Barrington	1	0	1	0	0	0	0	6
Brown	1	0	0	1	0	0	0	6
Burris	1	0	0	1	0	0	0	6
Wheelwright	1	0	0	0	0	0	0	6
Whitsett	1	0	0	1	0	0	0	6
Saints	27	7	17	3	27/27	19/37	0	246
Opponents	42	13	25	4	37/42	12/27	1	327

SACKS: Saints 34.0, Opp. 33.0

RUSHING	No	Yds	Avg	LG	TD
McCall	155	637	4.1	48	4
Lorick	104	344	3.3	36	0
Schultz	43	152	3.5	15	0
Barrington	45	111	2.5	22	0
Wheelwright	21	99	4.7	15	1
Kilmer	21	97	4.6	22	2
Gilliam	2	36	18.0	29	0
Abramowicz	2	27	13.5	18	0
Poage	1	22	22.0	22	0
South	4	5	1.3	2	0
Baker	4	2	0.5	3	0
McNeill	2	1	0.5	15	0
Whitsett	1	-1	-1.0	-1	0
Sweetan	4	-5	-1.3	-2	0
Saints	409	1527	3.7	48	7
Opponents	439	2105	4.8	77	13

RECEIVING	No	Yds	Avg	LG	TD
Abramowicz	54	890	16.5	47	7
Lorick	26	272	10.5	29	3
McCall	26	270	10.4	25	2
Parks	25	258	10.3	41	0
Gilliam	24	284	11.8	39	2
Hester	17	300	17.6	51	2
Stickles	15	206	13.7	35	2
Schultz	12	34	2.8	14	0
Barrington	9	33	3.7	10	1
Poage	1	11	11.0	11	0
Wheelwright	1	-9	-9.0	-9	0
Saints	210	2549	12.1	51	17
Opponents	153	2483	16.2	68	25

INTERCEPTIONS	No	Yds	Avg	LG	TD
Whitsett	6	44	7.3	32	0
Burris	3	129	43.0	94	1
Gene Howard	3	51	17.0	35	0
Whittingham	1	16	16.0	16	0
Kimbrough	1	15	15.0	15	0
Cordileone	1	7	7.0	7	0
Kelley	1	0	0.0	0	0
Saints	16	262	16.4	94	1
Opponents	29	294	10.1	51	2

PUNTING	No	Yds	Avg	Net	TB	I20	LG	B
McNeill	49	2009	41.0	32.8	4	58	1	1
South	14	387	27.6	27.6	0	44	0	0
Fraser	11	391	35.5	35.6	0	56	0	0
Lorick	1	36	36.0	36.0	0	36	0	0
Saints	75	2823	37.6	32.3	4	58	1	1
Opponents	69	2813	40.8	37.4	4	84	1	1

PUNT RET	Ret	FC	Yds	Avg	LG	TD
Gilliam	15	7	60	4.0	21	0
Brown	8	1	60	7.5	53	1
Gene Howard	8	5	42	5.3	12	0
Nevelt	3	0	-9	-3.0	0	0
Douglas	0	1	0	---	---	0
Saints	34	14	153	4.5	53	1
Opponents	30	17	320	10.7	86	1

KICKOFF RET	No	Yds	Avg	LG	TD
Gene Howard	23	533	23.2	36	0
Gilliam	15	328	21.9	48	0
Brown	8	137	17.1	28	0
Nevelt	2	94	47.0	31	0
Douglas	1	10	10.0	10	0
Jones	1	5	5.0	5	0
Kelley	1	20	20.0	20	0
Stonebreaker	1	22	22.0	22	0
Whitsett	1	0	0.0	0	0
Saints	53	1149	21.7	48	0
Opponents	57	1134	19.9	56	0

FIELD GOALS	1-19	20-29	30-39	40-49	50+
Durkee	3/3	3/4	9/14	4/11	0/5
Team	3/3	3/4	9/14	4/11	0/5
Opponents	1/2	5/6	1/6	4/11	1/2

Durkee: (38N, 47N, 40G) (51N, 17G, 28G, 40G) (42N, 34B, 21G, 36G) (43N, 52N, 54N) (32G, 42G) (23G, 37G, 31G) (42G, 32G) (57N, 37N, 38G) (52N, 25N, 42G) () (41N, 31G, 31G) (32N, 19G) (49N, 10G) (37N, 45N, 31G)

Opponents: (22G) (43B, 47N, 14G) (33N, 42N, 40B) (49G) (32N, 22G) () (42N, 24G) (20G) () (30B, 35G) (43G, 35B, 23N, 40G, 46N) (52N, 50G, 46G, 20G) (18N) (47B, 34N)

1968 NFL CENTURY STANDINGS				
Saints Finish: 3rd place				
	W	L	T	Pct.
Cleveland	10	4	0	.714
St. Louis	9	4	1	.692
New Orleans	4	9	1	.321
Pittsburgh	2	11	1	.154

PASSING	Att	Cmp	Yds	Cmp%	Yds/Att	TD	TD%	Int	Int%	Long	Sk/Yds	Rating
Kilmer	315	167	2060	53.0	6.54	15	4.8	17	5.4	51	26/170	66.9
Sweetan	78	27	318	34.6	4.08	1	1.3	9	11.5	42	5/29	12.6
South	38	14	129	36.8	3.39	1	2.6	3	7.9	19	2/14	22.8
Barrington	6	2	42	33.3	7.00	0	0.0	0	0.0	23	0/0	59.0
McCall	1	0	0	0.0	0.00	0	0.0	0	0.0	0	0/0	39.6
Parks	1	0	0	0.0	0.00	0	0.0	0	0.0	0	0/0	39.6
Saints	439	210	2549	47.8	5.81	17	3.9	29	6.6	51	33/213	51.5
Opponents	366	153	2483	41.8	6.78	25	6.8	16	4.4	68	34/297	69.7

1969 SAINTS STATISTICS

RECORD: 5-9
FINISH: 3rd-CAPITOL

Date	W/L	Score	Opponent	Attendance
9/21	L	20-26	Washington	73,147
9/28	L	17-31	Dallas	79,967
10/5	L	17-36	at Los Angeles	54,879
10/12	L	17-27	Cleveland	71,274
10/19	L	10-30	Baltimore	80,636
10/26	L	10-13	at Philadelphia	60,658
11/2	W	51-42	at St. Louis	46,718
11/9	L	17-33	at Dallas	68,282
11/16	W	25-24	at New York Giants	62,927
11/23	W	43-38	San Francisco	71,448
11/30	W	26-17	Philadelphia	72,805
12/7	L	17-45	at Atlanta	57,021
12/14	L	14-17	at Washington	50,354
12/21	W	27-24	Pittsburgh	72,256

TEAM STATISTICS		N.O.	OPP.				
TOTAL FIRST DOWNS		282	242				
Rushing		93	88				
Passing		158	131				
Penalty		31	23				
POSSESSION AVG.							
TOTAL NET YARDS		4679	5018				
Avg. Per Game		334.2	358.4				
Total Plays		879	822				
Avg. Per Play		5.3	6.1				
NET YARDS RUSHING		1705	1835				
Avg. Per Game		121.8	131.1				
Total Rushes		399	419				
NET YARDS PASSING		2974	3183				
Avg. Per Game		212.4	227.4				
Sacked/Yards Lost		27/241	21/199				
Gross Yards		3215	3382				
Att./Completions		453/245	382/200				
Completion Pct.		54.1	52.4				
Had Intercepted		20	12				
PUNTS/AVERAGE		49/41.4	58/41.6				
NET PUNTING AVG.		49/36.6	58/36.1				
PENALTIES/YARDS		83/943	81/773				
FUMBLES/BALL LOST		20/12	20/10				
TOUCHDOWNS		35	49				
Rushing		12	15				
Passing		22	32				
Returns		1	2				
Score by Periods		1	2	3	4	OT	TOT
Saints		37	109	96	69	0	311
Opponents		87	143	70	93	0	393

SCORING	TD	Ru	Pa	Rt	PAT	FG	S	TP
Dempsey	0	0	0	0	33/35	22/41	0	99
Livingston	8	5	3	0			0	48
Abramowicz	7	0	0	0			0	42
Wheelwright	5	4	1	0			0	30
Poage	4	0	0	0			0	24
Parks	3	0	3	0			0	18
Baker	2	1	1	0			0	12
Shy	2	1	1	0			0	12
Barrington	1	1	0	0			0	6
Dodd	1	0	1	0			0	6
Hester	1	0	1	0			0	6
Preece	1	0	0	1			0	6
Saints	35	12	22	1	33/35	22/41	1	311
Opponents	49	15	32	2	47/49	16/29	2	393
SACKS: Saints 21.0, Opp. 27.0								

RUSHING	No	Yds	Avg	LG	TD
Livingston	181	761	4.2	18	5
Baker	134	642	4.8	54	1
Wheelwright	25	85	3.4	17	4
Shy	21	75	3.6	22	1
Abramowicz	3	61	20.3	28	0
Barrington	7	33	4.7	17	1
Kilmer	11	18	1.6	12	0
Hargett	5	15	3.0	11	0
Dodd	3	12	4.0	9	0
Lorick	5	11	2.2	6	0
Poage	1	-3	-3.0	-3	0
Looney	3	-5	-1.7	4	0
Saints	399	1705	4.3	54	12
Opponents	419	1835	4.4	66t	15

RECEIVING	No	Yds	Avg	LG	TD
Abramowicz	73	1015	13.9	49t	7
Dodd	37	600	16.2	52	1
Baker	34	352	10.4	35	1
Parks	31	439	14.2	40	3
Livingston	28	278	9.9	51t	3
Poage	18	236	13.1	29	4
Shy	9	141	15.7	70	1
Wheelwright	8	68	8.5	20t	1
Barrington	4	42	10.5	15	0
Hester	3	44	14.7	22	1
Saints	245	3215	13.1	70	22
Opponents	200	3382	16.9	88t	32

INTERCEPTIONS	No	Yds	Avg	LG	TD
Nevett	3	20	6.7	20	0
Whitsell	3	14	4.7	11	0
Gene Howard	2	0	0.0	0	0
Burris	1	24	24.0	24	0
Absher	1	7	7.0	7	0
Preece	1	6	6.0	6	0
Thompson	1	2	2.0	2	0
Saints	12	73	6.1	24	0
Opponents	20	265	13.3	47	0

PUNTING	No	Yds	Avg	Net	TB	120	LG	B
Cordill	42	1719	40.9	35.9	2		58	1
McNeill	7	312	44.6	41.0	1		81	0
Saints	49	2031	41.4	36.6	3		81	1
Opponents	58	2410	41.6	36.1	5		54	1

PUNT RET	Ret	FC	Yds	Avg	LG	TD
Dodd	15	9	106	7.1	21	0
Gene Howard	9	0	73	8.1	30	0
Thompson	4	1	25	6.3	12	0
Barrington	1	0	8	8.0	8	0
Ward	1	1	5	5.0	5	0
Lorick	0	1	0	---	---	0
Saints	30	12	217	7.2	30	0
Opponents	27	5	176	6.5	39	0

KICKOFF RET	No	Yds	Avg	LG	TD
Barrington	17	394	23.2	54	0
Shy	16	447	27.9	57	0
Gene Howard	9	227	25.2	86	0
Dodd	8	171	21.4	28	0
Thompson	5	101	20.2	26	0
Ward	3	58	19.3	21	0
Nevett	2	53	26.5	37	0
Hester	1	4	4.0	4	0
Preece	1	0	0.0	0	0
Saints	62	1455	23.5	86	0
Opponents	48	935	19.5	44	0

FIELD GOALS	1-19	20-29	30-39	40-49	50+
Dempsey	5/6	6/7	3/6	7/11	1/11
Saints	5/6	6/7	3/6	7/11	1/11
Opponents	6/7	4/4	4/8	2/9	0/1
Dempsey: (57N, 13G, 43G) (32N, 56N, 43G) (48N, 55G) (22G) (35N, 33G) (18N, 22G) (48N, 43B, 56N, 43G) (56N, 37G) (50N, 23G, 43G, 13G, 19G) (53B, 55N, 17G, 17G, 43G) (27N, 56N, 37N, 27G, 40G, 26G, 17G) (54N, 47N, 20G) () (38G, 40G)					
Opponents: (18G) (47N) (35G, 44G) (31N, 37N, 37B, 28G, 30G) (57N, 43N, 33G) (34N, 47N, 45N, 12G, 40G) () (46B, 40N, 21G) (21G) (19G) (23G) (30G) (19G) (44N, 19G) (19N, 11G)					

1969 NFL CAPITOL STANDINGS				
Saints Finish: 3rd place				
	W	L	T	Pct.
Dallas	11	2	1	.846
Washington	7	5	2	.583
New Orleans	5	9	0	.357
Philadelphia	4	9	1	.308

PASSING	Att	Cmp	Yds	Cmp%	Yds/Att	TD	TD%	Int	Int%	Long	Sk/Yds	Rating
Kilmer	360	193	2532	53.6	7.03	20	5.6	17	4.7	52	22/212	74.9
Hargett	52	31	403	59.6	7.75	0	0.0	0	0.0	32	3/18	84.1
Ninowski	34	17	227	50.0	6.68	1	2.9	2	5.9	70	1/11	56.9
Livingston	4	3	38	75.0	9.50	1	25.0	1	25.0	14	0.0	104.2
Barrington	2	1	15	50.0	7.50	0	0.0	0	0.0	15	1.0	75.0
Looney	1	0	0	0.0	0.00	0	0.0	0	0.0	0	0.0	79.6
Saints	453	245	3215	54.1	7.10	22	4.9	20	4.4	70	27/241	74.5
Opponents	382	200	3382	52.4	8.85	32	8.4	12	3.1	88t	21/199	97.4

1970 SAINTS STATISTICS

RECORD: 2-11-1

FINISH: 4th-NFC WEST

Date	W/L	Score	Opponent	Attendance
9/20	L	3-14	Atlanta	77,042
9/27	L	0-26	at Minnesota	47,900
10/4	W	14-10	New York Giants	69,126
10/11	L	17-24	at St. Louis	45,294
10/18	T	20-20	at San Francisco	39,446
10/25	L	14-32	at Atlanta	58,850
11/1	L	17-30	Los Angeles	77,861
11/8	W	19-17	Detroit	66,910
11/15	L	10-21	at Miami	42,866
11/22	L	6-31	Denver	66,837
11/29	L	6-26	at Cincinnati	59,342
12/6	L	16-34	at Los Angeles	66,410
12/13	L	27-38	San Francisco	61,940
12/20	L	3-24	Chicago	63,518

TEAM STATISTICS	N.O.	OPP.
TOTAL FIRST DOWNS	183	263
Rushing	55	100
Passing	112	150
Penalty	16	13
3rd Down: Made/Att.	67/198	84/193
3rd Down: Pct.	33.8	43.5
4th Down: Made/Att.	0/1	3/5
4th Down: Pct.	0.0	60.0

POSSESSION AVG.	
TOTAL NET YARDS	3673
Avg. Per Game	262.4
Total Plays	814
Avg. Per Play	4.5

NET YARDS RUSHING	
1215	1891
Avg. Per Game	86.8
Total Rushes	371

NET YARDS PASSING	
2458	3061
Avg. Per Game	175.6
Sacked/Yards Lost	28/232

GROSS YARDS	
2690	3197
Att./Completions	415/213
Completion Pct.	51.3

POINTS/AVERAGE	
77/42.5	56/40.4
NET PUNTING AVG.	77/35.8

PENALTIES/YARDS	
91/1029	79/875
FUMBLES/BALL LOST	27/18

TOUCHDOWNS	
17	40
Rushing	4
Passing	11
Returns	2

Score by Periods	1	2	3	4	OT	TOT
Saints	59	33	22	58	0	172
Opponents	68	87	76	116	0	347

SCORING	TD	Ru	Pa	Rt	PAT	FG	S	TP
Dempsey	0	0	0	0	16/17	18/34	0	70
Abramowicz	5	0	5	0	0	0	0	30
Barrington	2	2	0	0	0	0	0	12
Burrough	2	0	2	0	0	0	0	12
Dodd	2	0	1	0	0	0	0	12
Parks	2	0	2	0	0	0	0	12
Baker	1	1	0	0	0	0	0	6
McCall	1	1	0	0	0	0	0	6
Morgan	1	0	0	1	0	0	0	6
Poage	1	0	1	0	0	0	0	6
Saints	17	4	11	2	16/17	18/34	0	172
Opponents	40	15	19	6	38/40	23/34	0	347

SACKS: Saints 17.0, Opp. 28.0

RUSHING	No	Yds	Avg	LG	TD
Baker	82	337	4.1	29	1
Barrington	72	228	3.2	16	2
Otis	71	211	3.0	15	0
Pitts	32	96	3.0	11	0
Davis	27	94	3.5	25	0
McCall	23	63	2.7	11	1
Wheelwright	16	45	2.8	9	0
Kilmer	12	42	3.5	15	0
Dodd	5	31	6.2	16	0
Livingston	10	29	2.9	10	0
Poage	1	13	13.0	13	0
Abramowicz	1	7	7.0	7	0
Hargett	4	7	1.8	7	0
Dusenberry	4	6	1.5	3	0
Nyvall	5	6	1.2	6	0
Burrough	1	4	4.0	4	0
Gros	4	2	0.5	4	0
Dodd	1	-6	-6.0	-6	0
Saints	371	1215	3.3	29	4
Opponents	469	1891	4.0	74	15

RECEIVING	No	Yds	Avg	LG	TD
Abramowicz	55	906	16.5	48	5
Dodd	28	484	17.3	45	1
Parks	26	447	17.2	38	2
Barrington	22	130	5.9	20	0
Otis	20	124	6.2	22	0
Poage	15	166	11.1	36	1
Burrough	13	196	15.1	35	2
Baker	12	47	3.9	11	0
Pitts	7	63	9.0	12	0
McCall	5	43	8.6	17	0
Gros	4	29	7.3	13	0
Davis	2	0	0.0	1	0
Nyvall	2	-1	-0.5	1	0
Shaw	1	49	49.0	49	0
Wheelwright	1	7	7.0	7	0
Saints	213	2690	12.6	49	11
Opponents	238	3197	13.4	74	19

INTERCEPTIONS	No	Yds	Avg	LG	TD
Hollas	5	79	15.8	29	0
Wyatt	4	45	11.3	25	0
Burkett	4	36	9.0	16	0
Nevett	3	49	16.3	47	0
Howell	3	28	9.3	28	0
Lyons	1	12	12.0	12	0
Morgan	1	7	7.0	7	0
Scarpatti	1	4	4.0	4	0
Saints	22	260	11.8	47	0
Opponents	22	256	11.6	52	1

PUNTING	No	Yds	Avg	Net	TB	I20	LG	B
Fagan	77	3269	42.5	35.8	4	4	64	2
Saints	77	3269	42.5	35.8	4	4	64	2
Opponents	56	2265	40.4	33.4	9	9	60	1

PUNT RET	Ret	FC	Yds	Avg	LG	TD
Dodd	14	3	129	9.2	41	0
Gene Howard	5	0	14	2.8	5	0
Lyons	5	3	34	6.8	27	0
Hollas	4	6	22	5.5	11	0
Wyatt	1	1	15	15.0	15	0
Saints	29	13	214	7.4	41	0
Opponents	41	22	434	10.6	77	1

KICKOFF RET	No	Yds	Avg	LG	TD
Burrough	15	298	19.9	38	0
Dodd	15	319	21.3	32	0
Dusenberry	10	183	18.3	26	0
Barrington	6	129	21.5	26	0
Otis	2	22	11.0	19	0
Lewis	1	19	19.0	19	0
Lyons	1	20	20.0	20	0
McCall	1	26	26.0	26	0
Pitts	1	22	22.0	22	0
Poage	1	6	6.0	6	0
Saints	53	1044	19.7	38	0
Opponents	35	735	21.0	55	0

FIELD GOALS	1-19	20-29	30-39	40-49	50+
Dempsey	4/5	6/8	1/5	4/7	3/9
Saints	4/5	6/8	1/5	4/7	3/9
Opponents	7/8	4/5	5/7	6/12	1/2

Dempsey:	(43B, 50N, 38N, 42G) (30N, 52N, 37N) (54B) (29B, 53N, 34G) (40G, 24G) (44N) (23G) (24B, 29G, 27G, 8G, 63G) (10G) (52N, 47G, 14G) (34B, 28G, 18G) (24G, 50G, 54G) (56N) (19B, 43N, 47G)
----------	--

Opponents:	() (42N, 42N, 22G, 14G, 15G, 47G) (42N, 30N, 26N, 8G) (44G) (49N, 21G, 48G) (16G, 49G) (43G, 14G, 23G) (18G) (53N) (30N, 35G) (49N, 35G, 11G, 34G, 22G) (17N, 45G, 37G) (37G) (45N, 50G)
------------	---

1970 NFC WEST STANDINGS				
Saints Finish: 4th place				
	W	L	T	Pct.
San Francisco	10	3	1	.769
Los Angeles	8	5	1	.615
Atlanta	4	8	2	.333
New Orleans	2	11	1	.179

PASSING	Att	Cmp	Yds	Cmp%	Yds/Att	TD	TD%	Int	Int%	Long	Sk/Yds	Rating
Kilmer	237	135	1557	57.0	6.57	6	2.5	17	7.2	46t	19/155	55.5
Hargett	175	78	1133	44.6	6.47	5	2.9	5	2.9	49	9/77	63.8
Ramsey	2	0	0	0.0	0.00	0	0.0	0	0.0	0	0/0	39.6
Dodd	1	0	0	0.0	0.00	0	0.0	0	0.0	0	0/0	39.6
Saints	415	213	2690	51.3	6.48	11	2.7	22	5.3	49	28/232	58.6
Opponents	430	238	3197	55.3	7.43	19	4.4	22	5.1	74	17/136	72.6

HISTORY

NEWORLEANS SAINTS.COM 403

1973 SAINTS STATISTICS

RECORD: 5-9
FINISH: 3rd-NFC WEST

Date	W/L	Score	Opponent	Attendance
9/16	L	7-62	Atlanta	66,428
9/24	L	3-40	at Dallas	52,715
9/30	L	10-14	at Baltimore	52,293
10/7	W	21-16	Chicago	56,561
10/14	W	20-13	Detroit	52,881
10/21	L	0-40	at San Francisco	52,881
10/28	W	19-3	Washington	66,315
11/4	W	13-0	Buffalo	74,770
11/11	L	7-29	at Los Angeles	70,358
11/18	L	14-17	at San Diego	34,848
11/25	L	13-24	Los Angeles	67,192
12/2	L	10-30	at Green Bay (Mil.)	46,092
12/9	W	16-10	San Francisco	62,490
12/16	L	10-14	at Atlanta	34,147

TEAM STATISTICS	N.O.	OPP.
TOTAL FIRST DOWNS	207	271
Rushing	100	131
Passing	88	119
Penalty	19	21
3rd Down: Made/Att.	61/204	70/194
3rd Down: Pct.	29.9	36.1
4th Down: Made/Att.	0/0	0/1
4th Down: Pct.	0.0	0.0

POSSESSION AVG.

TOTAL NET YARDS
3501 4580

Avg. Per Game 250.1 327.1

Total Plays 872 917

Avg. Per Play 4.0 5.0

NET YARDS RUSHING
1842 2402

Avg. Per Game 131.6 171.6

Total Rushes 497 556

NET YARDS PASSING
1659 2178

Avg. Per Game 118.5 155.6

Sacked/Yards Lost 37/242 24/155

Gross Yards 1901 2333

Att./Completions 338/1633 337/176

Completion Pct. 48.2 52.2

Had Intercepted 17 16

PUNTS/AVERAGE
81/41.763/44.5
NET PUNTING AVG.
81/33.263/40.1
PENALTIES/YARDS
58/516/69/751
FUMBLES/BALL LOST
34/17 32/14
TOUCHDOWNS
16 36

Rushing 5 17

Passing 11 15

Returns 0 4

Score by Periods
1 2 3 4 OT TOT

Saints 27 55 47 34 0 163

Opponents 39 90 100 83 0 312

SCORING
Td Ru Pa Rt PAT FG S TP

McClard 0 0 0 0 9/9 13/24 0 48

Dunbar 4 0 4 0 0 0 24

Newland 4 0 4 0 0 0 24

Feller 0 0 0 0 7/7 4/12 0 19

Butler 3 1 2 0 0 0 18

Beasley 1 0 1 0 0 0 6

Manning 2 2 0 0 0 0 12

Stevens 2 2 0 0 0 0 12

Saints 16 5 11 0 16/16 17/36 0163
Opponents 36 17 15 4 35/36 19/34 2312
SACKS: Saints 24.0, Opp. 37.0

RUSHING	No	Yds	Avg	LG	TD
Phillips	198	663	3.3	20	0
Butler	87	348	4.0	19	1
Profit	72	274	3.8	22	0
Manning	63	293	4.7	23	2
Stevens	45	183	4.1	15	2
Lawson	6	23	3.8	11	0
Scott	9	18	2.0	4	0
Davis	3	10	3.3	7	0
Minor	3	10	3.3	8	0
Myers	1	8	8.0	8	0
Newland	1	6	6.0	6	0
Henry Matthews	4	4	1.0	3	0
Dunbar	3	3	1.0	13	0
O'Neal	2	-1	-0.5	6	0
Saints	497	1842	3.7	23	5
Opponents	556	2402	4.3	63	17

RECEIVING	No	Yds	Avg	LG	TD
Beasley	31	280	9.0	15	1
Newland	29	489	16.9	42	4
Dunbar	23	447	19.4	65t	4
Phillips	22	169	7.7	34	0
Butler	19	125	6.6	16	2
Brown	11	132	12.0	26	0
Profit	11	108	9.8	26	0
Winslow	4	45	11.3	14	0
Stevens	4	39	9.8	14	0
Garrett	2	30	15.0	22	0
Henry Matthews	2	19	9.5	12	0
Abrahamowicz	2	18	9.0	11	0
Lawson	2	-5	-2.5	4	0
Minor	1	5	5.0	5	0
Saints	163	1901	11.7	65t	11
Opponents	176	2333	13.3	54	15

INTERCEPTIONS	No	Yds	Avg	LG	TD
Jackson	3	40	13.3	23	0
Myers	3	33	11.0	20	0
Merlo	3	25	8.3	16	0
Lee	3	23	7.7	12	0
Owens	1	3	3.0	3	0
Federspiel	1	1	1.0	1	0
Newsome	1	1	1.0	1	0
D. Moore	1	0	0.0	0	0
Saints	16	126	7.9	23	0
Opponents	17	280	16.5	65t	3

PUNTING	No	Yds	Avg	Net	TB	I20	LG	B
O'Neal	81	3375	41.7	33.2	5	71	0	0
Saints	81	3375	41.7	33.2	5	71	0	0
Opponents	63	2805	44.5	40.1	3	72	0	0

PUNT RET	Ret	FC	Yds	Avg	LG	TD
Stevens	17	15	171	10.1	37	0
Winslow	5	3	47	9.4	17	0
Myers	0	4	0	---	---	0
Saints	22	22	218	9.9	37	0
Opponents	49	13	587	12.0	84t	1

KICKOFF RET	No	Yds	Avg	LG	TD
Stevens	26	590	22.7	48	0
Profit	7	144	20.6	26	0
Lawson	7	118	16.9	27	0
Fink	5	81	16.2	24	0
Jackson	1	0	0.0	0	0
D. Moore	1	14	14.0	14	0
Saints	47	947	20.1	48	0
Opponents	33	724	21.9	37	0

FIELD GOALS	1-19	20-29	30-39	40-49	50+
McClard	2/2	5/6	4/5	2/10	0/1
Feller	4/5	0/0	0/4	0/3	0/0
Saints	6/7	5/6	4/9	2/13	0/1
Opponents	5/5	6/12	5/8	2/7	1/2

McClard: () () () () () () (47N, 37N, 35G, 0 43G, 30G, 37G) (50N, 47N, 42G, 24G) (41N) (47N, 49N) (43N, 37G, 24G) (25B, 22G) (45N, 40N, 19G, 20G, 29G) (11G)

Feller: () (38N, 17B, 9G) (45N, 17G) (39N, 33N, 34N, 41N) (10G, 18G) (42N) () () () () () ()

Team: () (38N, 17B, 9G) (45N, 17G) (39N, 33N, 34N, 41N) (10G, 18G) (42N) (47N, 37N, 35G, 43G, 30G, 37G) (50N, 47N, 42G, 24G) (41N) (47N, 49N) (43N, 37G, 24G) (25B, 22G) (45N, 40N, 19G, 20G, 29G) (11G)

Opponents: (29N, 44N, 21G, 45G) (27G) (27N) (56N, 17G, 40G, 28G) (48N, 23N, 34G, 29G) (54G) (35G) () (39N, 19G, 11G, 8G) (46N, 35N, 28G) (30B, 27N, 20G) (46N, 14G, 39G, 33G) (23N, 34G) (42N, 24B)

1973 NFC WEST STANDINGS

Saints Finish: 3rd place	W	L	T	Pct.
Los Angeles	12	2	0	.857
Atlanta	9	5	0	.643
New Orleans	5	9	0	.357
San Francisco	5	9	0	.357

2011 MEDIA SAINTS GUIDE

OWNERSHIP

FOOTBALL

ADMINISTRATION

RECORDS

HISTORY

1974 SAINTS STATISTICS

RECORD: 5-9

FINISH: 3rd-NFC WEST

Date	W/L	Score	Opponent	Attendance
9/15	L	13-17	San Francisco	65,071
9/22	L	0-24	at Los Angeles	64,178
9/29	W	14-13	Atlanta	62,273
10/6	L	10-24	at Chicago	45,818
10/13	L	17-33	at Denver	51,831
10/20	W	13-3	at Atlanta	47,217
10/27	W	14-10	Philadelphia	64,257
11/3	L	14-19	at Detroit	43,256
11/10	L	0-21	Miami	74,289
11/17	W	20-7	Los Angeles	57,287
11/25	L	7-28	Pittsburgh	71,907
12/1	L	9-29	at Minnesota	44,202
12/8	W	14-0	St. Louis	57,152
12/15	L	21-35	at San Francisco	40,418

TEAM STATISTICS	N.O.	OPP.
TOTAL FIRST DOWNS	233	226
Rushing	117	104
Passing	91	105
Penalty	25	17
3rd Down: Made/Att.	66/191	56/165
3rd Down: Pct.	34.6	33.9
4th Down: Made/Att.	5/9	5/8
4th Down: Pct.	55.6	62.5

POSSESSION AVG.	N.O.	OPP.
TOTAL NET YARDS	3744	3797
Avg. Per Game	267.4	271.2
Total Plays	929	853
Avg. Per Play	4.0	4.5

NET YARDS RUSHING	N.O.	OPP.
NET YARDS RUSHING	1983	1758
Avg. Per Game	141.6	125.6
Total Rushes	503	447

NET YARDS PASSING	N.O.	OPP.
NET YARDS PASSING	1761	2039
Avg. Per Game	125.3	145.6
Sacked/Yards Lost	37/276	37/291
Gross Yards	2037	2330
Att./Completions	389/185	369/193
Completion Pct.	47.6	52.3
Had Intercepted	21	16

PUNTS/AVERAGE	N.O.	OPP.
PUNTS/AVERAGE	91/41.8	77/42.5
NET PUNTING AVG.	91/30.3	77/25.3
PENALTIES/YARDS	75/598	77/690
FUMBLES/BALL LOST	26/12	37/19

TOUCHDOWNS	N.O.	OPP.
TOUCHDOWNS	20	34
Rushing	9	11
Passing	10	17
Returns	1	6

Score by Periods	1	2	3	4	OT	TOT
Saints	30	64	34	38	0	166
Opponents	72	89	33	69	0	263

SCORING	TD	Ru	Pa	Rt	PAT	FG	S	TP
McClard	0	0	0	0	19/20	9/16	0	46
Parker	4	0	4	0	0	0	0	24
Seal	4	1	3	0	0	0	0	24
Maxson	3	2	1	0	0	0	0	18
Newland	2	0	2	0	0	0	0	12
Phillips	2	2	0	0	0	0	0	12
Cipa	1	1	0	0	0	0	0	6
Manning	1	1	0	0	0	0	0	6
McNeill	1	1	0	0	0	0	0	6
Schmidt	1	0	0	1	0	0	0	6
Stevens	1	1	0	0	0	0	0	6
Saints	20	9	10	1	19/20	9/16	0	166
Opponents	34	11	17	6	29/31	10/17	0	263

SACKS: Saints 37.0, Opp. 37.0

RUSHING	No	Yds	Avg	LG	TD
Maxson	165	714	4.3	60t	2
Phillips	174	556	3.2	14	2
Manning	28	204	7.3	26	1
Stevens	43	190	4.4	25	1
DeGrenier	33	110	3.3	10	0
McNeill	22	90	4.1	24	1
Butler	21	74	3.5	10	0
Cipa	12	35	2.9	15	1
Seal	2	7	3.5	6t	1
Parker	2	2	1.0	6	0
Scott	1	1	1.0	1	0
Saints	503	1983	3.9	60t	9
Opponents	447	1758	3.9	33	11

RECEIVING	No	Yds	Avg	LG	TD
Maxson	42	294	7.0	22	1
Parker	41	455	11.1	58	4
Seal	32	466	14.6	42	3
Newland	27	490	18.1	79t	2
Stevens	13	81	6.2	20	0
Phillips	11	55	5.0	17	0
Beasley	5	85	17.0	30	0
McNeill	4	13	3.3	8	0
DeGrenier	2	3	1.5	2	0
Butler	1	23	23.0	23	0
Mavrilak	1	5	5.0	5	0
McCullough	1	3	3.0	3	0
Saints	185	2037	11.0	79t	10
Opponents	193	2330	12.1	57	17

INTERCEPTIONS	No	Yds	Avg	LG	TD
Jackson	4	53	13.3	28	0
Schmidt	4	27	6.8	24	1
Myers	3	43	14.3	21	0
Colman	1	17	17.0	17	0
Fuller	1	16	16.0	16	0
Farasopoulos	1	14	14.0	14	0
Federspiel	1	9	9.0	9	0
J. Moore	1	0	0.0	0	0
Saints	16	179	11.2	28	1
Opponents	21	258	12.3	39	2

PUNTING	No	Yds	Avg	Net	TB	I20	LG	B
Blanchard	88	3704	42.1	30.4	7	71	0	0
Gibbs	3	99	33.0	28.3	0	35	0	0
Saints	91	3803	41.8	30.3	7	71	0	0
Opponents	77	3274	42.5	35.3	7	67	0	0

PUNT RET	Ret	FC	Yds	Avg	LG	TD
Stevens	37	7	376	10.2	40	0
Farasopoulos	3	0	36	12.0	18	0
Jackson	2	0	3	1.5	3	0
McNeill	1	0	0	0.0	0	0
Saints	43	7	415	9.7	40	0
Opponents	59	1	906	15.4	72	2

KICKOFF RET	No	Yds	Avg	LG	TD
Stevens	33	749	22.7	41	0
Phillips	7	124	17.7	27	0
Coleman	2	13	6.5	9	0
Federspiel	2	20	10.0	12	0
Middleton	2	18	9.0	11	0
Butler	1	12	12.0	12	0
Davis	1	14	14.0	14	0
Jackson	1	27	27.0	27	0
Kingrea	1	22	22.0	22	0
Lawson	1	20	20.0	20	0
Schmidt	1	23	23.0	23	0
Spencer	1	-2	-2.0	-2	0
Saints	53	1040	19.6	41	0
Opponents	40	894	22.4	52	0

FIELD GOALS	1-19	20-29	30-39	40-49	50+
McClard	0/0	4/6	2/4	1/4	2/2
Saints	0/0	4/6	2/4	1/4	2/2
Opponents	2/2	3/6	4/6	1/3	0/0

McClard: (23G, 31G) () () (23N, 21G) (52G, 38N, 46N) (33B, 41G, 31G) () (28N, 42N) () (28G, 51G) () (44N, 27G) () ()
--

Opponents: (19G, 24N) (30G) (21G, 27G) (30G) (24N) (47G) (28N, 18G) (37G, 40N, 36G) () (36N) (49N) (25G) (35N) ()
--

1974 NFC WEST STANDINGS
Saints Finish: 3rd place

	W	L	T	Pct.
Los Angeles	10	4	0	.714
San Francisco	6	8	0	.429
New Orleans	5	9	0	.357
Atlanta	3	11	0	.214

PASSING	Att	Cmp	Yds	Cmp%	Yds/Att	TD	TD%	Int	Int%	Long	Sk/Yds	Rating
Manning	261	134	1429	51.3	5.48	6	2.3	16	6.1	79t	26/172	49.8
Scott	71	31	366	43.7	5.15	4	5.6	4	5.6	36t	6/62	55.3
Cipa	55	20	242	36.4	4.40	0	0.0	0	0.0	30	4/36	50.7
McClard	1	0	0	0.0	0.00	0	0.0	1	100.0	0	0/0	0.0
Parker	1	0	0	0.0	0.00	0	0.0	0	0.0	0	1/6	39.6
Saints	389	185	2037	47.6	5.24	10	2.6	21	5.4	79t	37/276	49.6
Opponents	369	193	2330	52.3	6.31	17	4.6	16	4.3	57	37/291	69.3

2011 MEDIA SAINTS GUIDE

OWNERSHIP

FOOTBALL

ADMINISTRATION

RECORDS

HISTORY

FINISH: 4th-NFC WEST

Score by Periods	1	2	3	4	OT	TOT
Saints	16	48	40	61	0	165

Opponents	24	367	15.3	40t	2			
PUNTING	No	Yds	Avg	Net	TB	I20	LG	B

Opponents: (31G, 35G) (33N) (48N) (45G)
(25N) (39G) () () () (35G) (28G) (47G, 37G)
() (35N)

	W	L	T	Pct.
Los Angeles	12	2	0	.857
San Francisco	5	9	0	.357
Atlanta	4	10	0	.286
New Orleans	2	12	0	.143

SCORING	TD	R	P	Rt	PAT	FG	S	TP
Szaro	0	0	0	0	17/17	10/16	4	17
McNeill	4	2	2	0			0	24
Maxson	3	3	0	0			0	18
Burton	2	0	2	0			0	12
Parker	2	0	2	0			0	12
Strachan	2	2	0	0			0	12
Chambers	1	0	0	1			0	6
Herrmann	1	0	1	0			0	6
Jones	1	1	0	0			0	6
Manning	1	1	0	0			0	6
Myers	1	0	0	1			0	6
Seal	1	0	1	0			0	6
McClard	0	0	0	0	1/1	1/5	0	4
Saints	19	9	8	2	18/18	11/21	10	165
Opponents	48	15	25	8	44/48	8/12	2360	
SACKS: Saints 28.0, Opp. 53.0								

PASSING	Att	Cmp	Yds	Cmp%	Yds/Att	TD	TD%	Int	Int%	Long	Slk/Yds	Rating
Manning	338	159	1683	47.0	4.98	7	2.1	20	5.9	71	49/390	44.3
Cipa	37	14	182	37.8	4.92	1	2.7	3	8.1	28	3/14	29.3
Scott	17	8	96	47.1	5.65	0	0.0	1	5.9	33	1/12	40.3
Saints	392	181	1961	46.2	5.00	8	2.0	24	6.1	71t	53/416	42.7
Opponents	354	206	2587	58.2	7.31	25	7.1	16	4.5	60t	28/200	48.7

1976 SAINTS STATISTICS

RECORD: 4-10

FINISH: 3rd-NFC WEST

Date	W/L	Score	Opponent	Attendance
9/12	L	9-40	Minnesota	58,156
9/19	L	6-24	Dallas	61,413
9/26	W	27-17	at Kansas City	53,918
10/3	L	26-31	Houston	51,973
10/10	W	30-0	Atlanta	51,521
10/17	L	3-33	at San Francisco	43,160
10/24	L	10-16	Los Angeles	51,984
10/31	L	20-23	at Atlanta	34,127
11/7	L	27-32	at Green Bay (Mil)	52,936
11/14	W	17-16	Detroit	42,048
11/21	W	51-27	at Seattle	61,865
11/28	L	14-33	at Los Angeles	54,906
12/5	L	6-27	at New England	53,592
12/12	L	7-27	San Francisco	42,536

SCORING	TD	Ru	Pa	Rt	Pat	FG	S	TP
Szaro	0	0	0	0	25/29	18/23	0	79
Galbreath	8	7	1	0	0	0	0	48
Childs	4	1	3	0	0	0	0	24
Burton	2	0	2	0	0	0	0	12
Douglass	2	2	0	0	0	0	0	12
Merlo	2	0	0	2	0	0	0	12
Muncie	2	2	0	0	0	0	0	12
Strachan	2	2	0	0	0	0	0	12
Capone	1	0	0	1	0	0	0	6
Maxson	1	1	0	0	0	0	0	6
Myers	1	0	0	1	0	0	0	6
Owens	1	0	1	0	0	0	0	6
Price	1	0	0	1	0	0	0	6
Scott	1	1	0	0	0	0	0	6
Thaxton	1	0	1	0	0	0	0	6

PUNTING	No	Yds	Avg	Net	TB	I20	LG	B
Blanchard	101	3974	39.3	31.0	5	14	63	0
Saints	101	3974	39.3	31.0	5	14	63	0
Opponents	88	3469	39.4	32.9	10	16	67	1

PUNT RET	Ret	FC	Yds	Avg	LG	TD
Athas	35	10	332	9.5	67	0
Galbreath	2	0	8	4.0	4	0
McQuay	2	0	5	2.5	11	0
Myers	2	0	22	11.0	11	0
Crist	1	2	8	8.0	8	0
Owens	0	2	0	---	---	0
Saints	42	14	375	8.9	67	0
Opponents	64	10	742	11.6	60	1

KICKOFF RET	No	Yds	Avg	LG	TD
Galbreath	20	399	20.0	32	0
Maxson	11	191	17.4	28	0
McQuay	8	151	18.9	28	0
Thaxton	8	185	23.1	41	0
Chapman	3	63	21.0	26	0
Muncie	3	69	23.0	28	0
Athas	2	68	34.0	39	0
Capone	2	0	0.0	0	0
Schumacher	2	17	8.5	14	0
Childs	1	6	6.0	6	0
Hart	1	12	12.0	12	0
Kim Jones	1	12	12.0	12	0
Saints	62	1173	18.9	41	0
Opponents	54	1359	25.2	45	0

TEAM STATISTICS	N.O.	OPP.
TOTAL FIRST DOWNS	226	275
Rushing	92	129
Passing	111	121
Penalty	23	25
3rd Down: Made/Att.	63/210	81/214
3rd Down: Pct.	29.0	37.9
4th Down: Made/Att.	2/2	0/0
4th Down: Pct.	100.0	0.0

Saints	29	16	8	5	25/29	18/23	0253
Opponents	44	22	18	4	36/44	14/17	2346

SACKS: Saints 39.0, Opp. 51.0

POSSESSION AVG.	Yds	Plays	Avg
TOTAL NET YARDS	3759	4491	
Avg. Per Game	268.5	320.8	
Total Plays	885	960	
Avg. Per Play	4.2	4.7	
NET YARDS RUSHING	1775	2289	
Avg. Per Game	126.8	163.5	
Total Rushes	431	554	

RUSHING	No	Yds	Avg	LG	TD
Muncie	149	659	4.4	51	2
Galbreath	136	570	4.2	74	7
Strachan	66	258	3.9	31	2
Maxson	34	120	3.5	16	1
Douglass	21	92	4.4	19	2
Scott	12	48	4.0	13	1
Kim Jones	6	21	3.5	10	0
Childs	1	16	16.0	16	1
A. Jones	1	2	2.0	2	0
Burton	3	-4	-1.3	4	0
Seal	2	-7	-3.5	-1	0

FIELD GOALS	1-19	20-29	30-39	40-49	50+
Szaro	1/1	8/8	4/5	4/7	1/2
Saints	1/1	8/8	4/5	4/7	1/2
Opponents	1/1	5/5	5/6	3/4	0/1

NET YARDS PASSING	Yds	Plays	Avg
TOTAL NET YARDS	3759	4491	
Avg. Per Game	268.5	320.8	
Total Plays	885	960	
Avg. Per Play	4.2	4.7	
NET YARDS PASSING	1984	2202	
Avg. Per Game	141.7	157.3	
Sacked/Yards Lost	51/369	39/312	
Gross Yards	2353	2514	
Att./Completions	403/206	367/200	
Completion Pct.	51.1	54.5	
Had Intercepted	14	12	

RECEIVING	No	Yds	Avg	LG	TD
Galbreath	54	420	7.8	35	1
Herrmann	34	535	15.7	57	0
Muncie	31	272	8.8	33	0
Burton	26	349	13.4	46	3
Childs	18	297	16.5	69	2
Owens	12	241	20.1	74	1
Seal	9	72	8.0	15	0
Thaxton	7	112	16.0	25	1
Maxson	7	21	3.0	14	0
Strachan	6	22	3.7	14	0
Kim Jones	1	14	14.0	14	0
Douglass	1	-2	-2.0	-2	0

Szaro: (45G) (55N) (26G, 46N, 27G) (20G, 26G, 43G, 26G) (18G) (46G) (22G) () (30G, 32G) (37G, 48N) (46G, 36G, 21G) () (50G, 47N, 29G) (37N)

Opponents: (24G, 35G) (25G) (51N, 27G) (31G) () (19G, 31G) (49G) () (38G, 32N) (43G) () (33G, 25G) (43N) (45G, 23G)

Score by Periods	1	2	3	4	OT	TOT
Saints	23	83	75	72	0	253
Opponents	69	116	69	92	0	346

INTERCEPTIONS	No	Yds	Avg	LG	TD
Merlo	4	142	35.5	83	2
Athas	2	22	11.0	22	0
Jackson	2	5	2.5	5	0
Price	1	23	23.0	23	1
Crist	1	20	20.0	20	0
Myers	1	0	0.0	0	0
Spencer	1	0	0.0	0	0
Saints	12	212	17.7	83	3
Opponents	14	140	10.0	32	1

PASSING	Att	Cmp	Yds	Cmp%	Yds/Att	TD	TD%	Int	Int%	Long	Sk/Yds	Rating
Douglass	213	103	1288	48.4	6.05	4	1.9	8	3.8	74	26/189	58.2
Scott	190	103	1065	54.2	5.61	4	2.1	6	3.2	60	24/162	64.5
Blanchard	0	0	0	---	---	0	---	0	---	---	1/18	---
Saints	403	206	2353	51.1	5.84	8	2.0	14	3.5	74	51/369	61.2
Opponents	367	200	2514	54.5	6.85	18	4.9	12	3.3	55	39/312	78.8

1977 SAINTS STATISTICS

RECORD: 3-11
FINISH: 4th-NFC WEST

Date	W/L	Score	Opponent	Attendance
9/18	L	20-24	Green Bay	56,250
9/25	L	19-23	at Detroit	51,548
10/2	W	42-24	at Chicago	51,488
10/9	L	0-14	San Diego	53,942
10/16	L	7-14	at Los Angeles	46,045
10/23	L	31-49	at St. Louis	48,417
10/30	W	27-26	Los Angeles	59,023
11/6	L	7-28	at Philadelphia	53,482
11/13	Lot	7-10	San Francisco	43,156
11/20	W	21-20	Atlanta	41,564
11/27	L	17-20	at San Francisco	33,702
12/4	L	13-16	New York Jets	40,464
12/11	L	14-33	Tampa Bay	40,124
12/18	L	7-35	at Atlanta	36,895

TEAM STATISTICS	N.O.	OPP.
TOTAL FIRST DOWNS	223	272
Rushing	115	153
Passing	96	103
Penalty	12	16
3rd Down: Made/Att.	71/201	89/215
3rd Down: Pct.	35.3	41.4
4th Down: Made/Att.	0/0	0/0
4th Down: Pct.	0.0	0.0
POSSESSION AVG.	27:33	32:27
TOTAL NET YARDS	3597	4622
Avg. Per Game	256.9	330.1
Total Plays	412	449
Avg. Per Play	8.7	10.1
NET YARDS RUSHING	2024	2729
Avg. Per Game	144.6	194.9
Total Rushes	484	623
NET YARDS PASSING	1573	1893
Avg. Per Game	112.4	135.2
Sacked/Yards Lost	46/360	27/234
Gross Yards	1933	2127
Att./Completions	321/166	290/154
Completion Pct.	51.7	53.1
Had Intercepted	21	10
PUNTS/AVERAGE	87/41.075	38/8
NET PUNTING AVG.	87/31.675	32/9
PENALTIES/YARDS	86/794	104/872
FUMBLES/BALL LOST	20/11	29/15
TOUCHDOWNS	31	42
Rushing	14	21
Passing	13	15
Returns	4	6

Score by Periods	1	2	3	4	OT	TOT
Saints	20	105	38	69	0	232
Opponents	69	111	62	91	3	336

SCORING	TD	Ru	Pa	Rt	PAT	FG	S	TP
Childs	9	0	9	0	0	0	54	
Szaro	0	0	0	0	29/31	5/12	0	44
Muncie	7	6	1	0	0	0	42	
Manning	5	5	0	0	0	0	30	
Galbreath	3	3	0	0	0	0	18	
Chapman	1	0	0	1	0	0	6	
Gilliam	1	0	1	0	0	0	6	
Grooms	1	0	1	0	0	0	6	
Merlo	1	0	0	1	0	0	6	
Myers	1	0	0	1	0	0	6	
Pollard	1	0	0	1	0	0	6	
Thaxton	1	0	1	0	0	0	6	
Saints	31	14	13	4	29/31	5/12	1232	
Opponents	42	21	15	6	39/41	15/24	0336	

SACKS: Saints 27.0, Opp. 46.0

RUSHING	No	Yds	Avg	LG	TD
Muncie	201	811	4.0	36	6
Galbreath	168	644	3.8	26	3
Strachan	55	271	4.9	18	0
Manning	39	270	6.9	27	5
Douglass	2	23	11.5	20	0
Kim Jones	8	23	2.9	8	0
Scott	4	11	2.8	9	0
Thaxton	1	-3	-3.0	-3	0
Boykin	5	-9	-1.8	4	0
Herrmann	1	-17	-17.0	-17	0
Saints	484	2024	4.2	36	14
Opponents	623	2729	4.4	80	21

RECEIVING	No	Yds	Avg	LG	TD
Galbreath	41	265	6.5	30	0
Childs	33	518	15.7	59	9
Herrmann	32	408	12.8	39	0
Muncie	21	248	11.8	35	1
Thaxton	14	211	15.1	41	1
Gilliam	11	133	12.1	23	1
Mauti	4	71	17.8	23	0
Strachan	3	26	8.7	10	0
Boykin	3	21	7.0	9	0
Burton	1	13	13.0	13	0
Kim Jones	1	9	9.0	9	0
Parker	1	7	7.0	7	0
Grooms	1	3	3.0	3	1
Saints	166	1933	11.6	59	13
Opponents	154	2127	13.8	58	15

INTERCEPTIONS	No	Yds	Avg	LG	TD
Crist	4	6	1.5	6	0
Merlo	1	57	57.0	57	1
Chapman	1	16	16.0	16	0
Hughes	1	2	2.0	2	0
Myers	1	2	2.0	2	0
Jackson	1	0	0.0	0	0
Marsalis	1	0	0.0	0	0
Saints	10	83	8.3	57	1
Opponents	21	392	18.7	72	4

PUNTING	No	Yds	Avg	Net	TB	IG	LG	B
Blanchard	82	3474	42.4	31.5	11	11	66	2
Scott	3	95	31.7	31.7	0	0	34	0
Saints	87	3569	41.0	31.6	11	11	66	2
Opponents	75	2909	38.8	32.9	8	15	54	1

PUNT RET	Ret	FC	Yds	Avg	LG	TD
Mauti	37	10	281	7.6	33	0
Saints	37	10	281	7.6	33	0
Opponents	51	9	604	11.8	88	2

KICKOFF RET	No	Yds	Avg	LG	TD
Mauti	27	609	22.6	38	0
Chapman	15	385	25.7	92	1
Willis	8	148	18.5	27	0
Boykin	5	76	15.2	24	0
Campbell	2	33	16.5	20	0
Kim Jones	2	23	11.5	13	0
Kingrea	2	21	10.5	21	0
Muncie	1	19	19.0	19	0
Jimmy Stewart	1	33	33.0	33	0
Thaxton	0	8	—	8	0
Saints	63	1355	21.5	92	1
Opponents	45	1075	23.9	60	0

FIELD GOALS	1-19	20-29	30-39	40-49	50+
Szaro	0/0	3/4	2/3	0/2	0/3
Saints	0/0	3/4	2/3	0/2	0/3
Opponents	1/2	5/7	3/6	6/6	0/3

Szaro: () (26G) (52N) () (44N) (51N, 22G)
(23G, 50N, 42N, 31G) () (30N) () (30G) () () (29N)
Opponents: (19G) (37N, 43G) (21G) () (29N) (30N) (36G, 27G, 52N) () (24N, 50N, 33G) (31G, 40G) (40G, 51N, 42G) (19N, 48G, 29G, 27G) (33N, 40G, 25G) ()

1977 NFC WEST STANDINGS
Saints Finish: 4th place

	W	L	T	Pct.
Los Angeles	10	4	0	.714
Atlanta	7	7	0	.500
San Francisco	5	9	0	.357
New Orleans	3	11	0	.214

PASSING	Att	Cmp	Yds	Cmp%	Yds/Att	TD	TD%	Int	Int%	Long	Sk/Yds	Rating
Manning	205	113	1284	55.1	6.26	8	3.9	9	4.4	59	36/288	68.8
Scott	82	36	516	43.9	6.29	3	3.7	8	9.8	53	5/43	37.5
Douglass	31	16	130	51.6	4.19	1	3.2	3	9.7	31	5/29	33.7
Blanchard	3	1	3	33.3	1.00	1	33.3	1	33.3	3	0/0	42.4
Saints	321	166	1933	51.7	6.02	13	4.0	21	6.5	59	46/360	56.5
Opponents	290	154	2127	53.1	7.33	15	5.2	10	3.4	58	27/234	79.8

2011 MEDIA SAINTS GUIDE

OWNERSHIP

FOOTBALL

ADMINISTRATION

RECORDS

HISTORY

HISTORY

410 NEW ORLEANS SAINTS MEDIA GUIDE 2011

HISTORY

412 NEW ORLEANS SAINTS MEDIA GUIDE 2011

1981 SAINTS STATISTICS

RECORD: 4-12
FINISH: 4th-NFC WEST

Date	W/L	Score	Opponent	Attendance
9/6	L	0-27	at Atlanta	57,406
9/13	W	23-17	Los Angeles	62,063
9/20	L	7-20	at New York Giants	69,814
9/27	L	14-21	at San Francisco	44,433
10/4	L	6-20	Pittsburgh	64,578
10/11	L	14-31	Philadelphia	52,728
10/18	L	17-20	at Cleveland	76,059
10/25	W	17-7	Cincinnati	46,336
11/1	L	10-41	Atlanta	63,637
11/8	W	21-13	at Los Angeles	61,068
11/15	L	10-20	at Minnesota	45,215
11/22	W	27-24	at Houston	49,581
11/29	L	14-31	Tampa Bay	62,209
12/6	L	3-30	at St. Louis	46,923
12/13	L	7-35	Green Bay	45,518
12/20	L	17-21	San Francisco	43,639

TEAM STATISTICS	N.O.	OPP.
TOTAL FIRST DOWNS	280	303
Rushing	126	127
Passing	124	161
Penalty	30	15
3rd Down: Made/Att.	91/225	94/209
3rd Down Pct.	40.4	45.0
4th Down: Made/Att.	0/0	0/0
4th Down Pct.	0.0	0.0

POSSESSION AVG.	31:19	28:41
TOTAL NET YARDS	4705	5253
Avg. Per Game	102.1	328.3
Total Plays	298	1002
Avg. Per Play	4.6	5.2

NET YARDS RUSHING	2286	1916
Avg. Per Game	142.9	119.8
Total Rushes	546	504

NET YARDS PASSING	2419	3337
Avg. Per Game	151.2	208.6
Sacked/Yards Lost	41/359	27/241
Gross Yards	2778	3578
Att./Completions	441/238	471/287
Completion Pct.	54.0	60.9
Had Intercepted	27	17

PUNTS/AVERAGE	66/40.569	44/41.1
NET PUNTING AVG.	66/34.469	35/35.6
PENALTIES/YARDS	109/909	

FUMBLES/BALL LOST	40/20	31/17
TOUCHDOWNS	24	46
Rushing	16	17
Passing	8	26
Returns	0	3

Score by Periods	1	2	3	4	OT	TOT
Saints	51	57	44	55	0	207
Opponents	79	117	72	110	0	378

SCORING	TD	Ru	Pa	Rt	PAT	FG	S	TP
G. Rogers	13	13	0	0	0	0	78	
Ricardo	0	0	0	0	24/24	13/25	0	63
W. Wilson	5	1	4	0	0	0	30	
Holmes	2	2	0	0	0	0	12	
Chandler	1	0	1	0	0	0	6	
Groth	1	0	1	0	0	0	6	
Hardy	1	0	1	0	0	0	6	
Merkens	1	0	1	0	0	0	6	
Saints	24	16	8	0	24/24	13/25	0	207
Opponents	46	17	26	3	44/44	19/25	0	378

SACKS: Saints 27.0, Opp. 41.0

RUSHING	No	Yds	Avg	LG	TD
G. Rogers	378	1674	4.4	79t	13
Holmes	58	194	3.3	11	2
Tyler	36	183	5.1	42	0
W. Wilson	44	137	3.1	13	1
J. Rogers	9	37	4.1	15	0
Manning	2	28	14.0	15	0
Groth	2	27	13.5	28	0
Erxleben	2	10	5.0	26	0
Stauch	2	6	3.0	5	0
D. Wilson	5	1	0.2	9	0
Merkens	2	-1	-5.2	2	0
Caster	1	-3	-3.0	-3	0
Myers	2	-3	-1.5	6	0
Scott	3	-4	-1.3	-1	0

Saints	546	2286	4.2	79t	16
Opponents	504	1916	3.8	44t	17

RECEIVING	No	Yds	Avg	LG	TD
Holmes	38	206	5.4	19	0
W. Wilson	31	384	12.4	55	4
Merkens	29	458	15.8	50	1
Hardy	23	275	12.0	27	1
Tyler	23	135	5.9	18	0
Groth	20	380	19.0	54	1
Chandler	17	285	16.8	39	1
G. Rogers	16	126	7.9	25	0
Thompson	6	81	13.5	25	0
Martini	8	72	9.0	15	0
Brenner	7	143	20.4	34	0
Caster	7	108	15.4	31	0
B. Williams	5	50	10.0	13	0
Ik. Harris	2	33	16.5	20	0
Banks	2	18	9.0	12	0
J. Rogers	2	12	6.0	9	0
Stauch	1	7	7.0	7	0
Lafary	1	5	5.0	5	0
Saints	238	2778	11.7	55	8
Opponents	287	3578	12.5	60t	26

INTERCEPTIONS	No	Yds	Avg	LG	TD
Waymer	4	54	13.5	31	0
Wattlet	3	16	5.3	16	0
Myers	2	70	35.0	54	0
Ray	1	33	33.0	33	0
Nairne	1	18	18.0	18	0
Kovach	1	13	13.0	13	0
Redd	1	7	7.0	7	0
Bordelon	1	3	3.0	3	0
Gary	1	0	0.0	0	0
Poe	1	0	0.0	0	0
Spivey	1	0	0.0	0	0
Saints	17	214	12.6	54	0
Opponents	27	479	17.7	53	1

PUNTING	No	Yds	Avg	Net	TB	IB	LG	B
Erxleben	66	2672	40.5	34.4	6	11	60	0
Saints	66	2672	40.5	34.4	6	11	60	0
Opponents	69	3045	44.1	35.6	8	11	61	0

PUNT RET	Ret	FC	Yds	Avg	LG	TD
Groth	37	6	436	11.8	36	0
Banks	2	0	0	0.0	0	0
Merkens	1	1	-12	-12.0	-12	0
Poe	1	0	2	2.0	2	0
Saints	41	7	426	10.4	36	0
Opponents	36	13	282	7.8	52	0

KICKOFF RET	No	Yds	Avg	LG	TD
W. Wilson	31	722	23.3	57	0
J. Rogers	28	621	22.2	44	0
Groth	3	50	16.7	21	0
Stauch	3	65	21.7	29	0
Brook	2	18	9.0	12	0
Merkens	2	38	19.0	20	0
Banks	1	9	9.0	9	0
Saints	70	1523	21.8	57	0
Opponents	50	966	19.3	40	0

FIELD GOALS	1-19	20-29	30-39	40-49	50+
Ricardo	0/0	5/5	3/3	5/10	0/1
Saints	0/0	5/5	3/3	5/10	0/1
Opponents	2/2	7/7	3/5	5/7	2/4

Ricardo: (36B) (45G, 46G, 34G) () () (26G, 33G) () (49N, 21G, 32B, 37N) (48N, 38G) (28G, 51N) (32N, 35N) (24G) (41B, 46G, 42G) (44N) (44G, 37N, 48N) () (27G)

Opponents: (37N) (40G) (52N, 20G, 55G, 46N, 56N) () (25G, 43G) (22G, 38N, 49N) (34G, 19G) () (25G, 22G) (44G, 24G) (35G, 19G) (49G) (51G) (41G, 31G, 24G) () ()

1981 NFC WEST STANDINGS

Saints Finish: 4th place

	W	L	T	Pct.
San Francisco	13	3	0	.813
Atlanta	7	9	0	.438
Los Angeles	6	10	0	.375
New Orleans	4	12	0	.250

PASSING	Att	Cmp	Yds	Cmp%	Yds/Att	TD	TD%	Int	Int%	Long	Sk/Yds	Rating
Manning	232	134	1447	57.8	6.24	5	2.2	11	4.7	55	21/164	63.6
D. Wilson	159	82	1058	51.6	6.65	1	0.6	11	6.9	50	12/121	46.1
Scott	46	20	245	43.5	5.33	1	2.2	5	10.9	31	7/72	28.2
Merkens	2	1	20	50.0	10.00	0	0.0	0	0.0	20	1/2	85.4
Myers	2	1	8	50.0	4.00	1	50.0	0	0.0	8t	0/0	100.0
Saints	441	238	2778	54.0	6.30	8	1.8	27	6.1	55	41/359	53.8
Opponents	471	287	3578	60.9	7.60	26	5.5	17	3.6	60t	27/241	87.9

1982 SAINTS STATISTICS

RECORD: 4-5

FINISH: 2nd-NFC WEST

Date	W/L	Score	Opponent	Attendance
9/12	L	7-21	St. Louis	58,673
9/19	W	10-0	at Chicago	56,600
11/21	W	27-17	Kansas City	39,341
11/28	W	23-20	at San Francisco	51,611
12/5	L	10-13	Tampa Bay	61,709
12/12	L	0-35	at Atlanta	39,535
12/19	L	7-21	at Dallas	64,506
12/26	L	10-27	Washington	48,667
1/2	W	35-6	Atlanta	47,336

TEAM STATISTICS	N.O.	OPP.
TOTAL FIRST DOWNS	173	151
Rushing	79	58
Passing	76	81
Penalty	18	12
3rd Down: Made/Att.	48/128	36/103
3rd Down Pct.	37.5	35.0
4th Down: Made/Att.	6/11	3/3
4th Down Pct.	54.5	100.0

POSSESSION AVG.	32:07	27:53
TOTAL NET YARDS	2655	2607
Avg. Per Game	295.0	289.7
Total Plays	602	531
Avg. Per Play	4.4	4.9

NET YARDS RUSHING	1257	974
Avg. Per Game	139.7	108.2
Total Rushes	331	255

NET YARDS PASSING	1398	1633
Avg. Per Game	155.3	181.4
Sacked/Yards Lost	23/173	31/231
Gross Yards	1571	1864
Att./Completions	248/137245/149	
Completion Pct.	55.2	60.8
Had Intercepted	14	9

PUNTS/AVERAGE	46/43.05/11.1	41.1
NET PUNTING AVG.	46/35.25/12.6	35.2
PENALTIES/YARDS	63/514	52/459

FUMBLES/BALL LOST	17/10	23/13
TOUCHDOWNS	16	19
Rushing	8	8
Passing	8	11
Returns	0	0

Score by Periods	1	2	3	4	OT	TOT
Saints	31	27	26	45	0	129
Opponents	14	64	34	48	0	160

SCORING	TD	Ru	Pa	Rt	PAT	FG	S	TP
Wilson	5	3	2	0	0	0	0	30
Fritsch	0	0	0	0	8/9	4/7	0	20
G. Rogers	3	3	0	0	0	0	0	18
Andersen	0	0	0	0	6/6	2/5	0	12
Duckett	2	0	2	0	0	0	0	12
J. Rogers	2	2	0	0	0	0	0	12
Groth	1	0	1	0	0	0	0	6
Hardy	1	0	1	0	0	0	0	6
Hurley	1	0	1	0	0	0	0	6
Thompson	1	0	1	0	0	0	0	6
Erxleben	0	0	0	0	1/1	0/1	0	1
Saints	16	8	8	0	15/16	6/13	0	129
Opponents	19	8	11	0	19/19	9/12	0	160

SCORING	TD	Ru	Pa	Rt	PAT	FG	S	TP
Wilson	5	3	2	0	0	0	0	30
Fritsch	0	0	0	0	8/9	4/7	0	20
G. Rogers	3	3	0	0	0	0	0	18
Andersen	0	0	0	0	6/6	2/5	0	12
Duckett	2	0	2	0	0	0	0	12
J. Rogers	2	2	0	0	0	0	0	12
Groth	1	0	1	0	0	0	0	6
Hardy	1	0	1	0	0	0	0	6
Hurley	1	0	1	0	0	0	0	6
Thompson	1	0	1	0	0	0	0	6
Erxleben	0	0	0	0	1/1	0/1	0	1
Saints	16	8	8	0	15/16	6/13	0	129
Opponents	19	8	11	0	19/19	9/12	0	160

SCORING	TD	Ru	Pa	Rt	PAT	FG	S	TP
Wilson	5	3	2	0	0	0	0	30
Fritsch	0	0	0	0	8/9	4/7	0	20
G. Rogers	3	3	0	0	0	0	0	18
Andersen	0	0	0	0	6/6	2/5	0	12
Duckett	2	0	2	0	0	0	0	12
J. Rogers	2	2	0	0	0	0	0	12
Groth	1	0	1	0	0	0	0	6
Hardy	1	0	1	0	0	0	0	6
Hurley	1	0	1	0	0	0	0	6
Thompson	1	0	1	0	0	0	0	6
Erxleben	0	0	0	0	1/1	0/1	0	1
Saints	16	8	8	0	15/16	6/13	0	129
Opponents	19	8	11	0	19/19	9/12	0	160

SCORING	TD	Ru	Pa	Rt	PAT	FG	S	TP
Wilson	5	3	2	0	0	0	0	30
Fritsch	0	0	0	0	8/9	4/7	0	20
G. Rogers	3	3	0	0	0	0	0	18
Andersen	0	0	0	0	6/6	2/5	0	12
Duckett	2	0	2	0	0	0	0	12
J. Rogers	2	2	0	0	0	0	0	12
Groth	1	0	1	0	0	0	0	6
Hardy	1	0	1	0	0	0	0	6
Hurley	1	0	1	0	0	0	0	6
Thompson	1	0	1	0	0	0	0	6
Erxleben	0	0	0	0	1/1	0/1	0	1
Saints	16	8	8	0	15/16	6/13	0	129
Opponents	19	8	11	0	19/19	9/12	0	160

SCORING	TD	Ru	Pa	Rt	PAT	FG	S	TP
Wilson	5	3	2	0	0	0	0	30
Fritsch	0	0	0	0	8/9	4/7	0	20
G. Rogers	3	3	0	0	0	0	0	18
Andersen	0	0	0	0	6/6	2/5	0	12
Duckett	2	0	2	0	0	0	0	12
J. Rogers	2	2	0	0	0	0	0	12
Groth	1	0	1	0	0	0	0	6
Hardy	1	0	1	0	0	0	0	6
Hurley	1	0	1	0	0	0	0	6
Thompson	1	0	1	0	0	0	0	6
Erxleben	0	0	0	0	1/1	0/1	0	1
Saints	16	8	8	0	15/16	6/13	0	129
Opponents	19	8	11	0	19/19	9/12	0	160

SCORING	TD	Ru	Pa	Rt	PAT	FG	S	TP
Wilson	5	3	2	0	0	0	0	30
Fritsch	0	0	0	0	8/9	4/7	0	20
G. Rogers	3	3	0	0	0	0	0	18
Andersen	0	0	0	0	6/6	2/5	0	12
Duckett	2	0	2	0	0	0	0	12
J. Rogers	2	2	0	0	0	0	0	12
Groth	1	0	1	0	0	0	0	6
Hardy	1	0	1	0	0	0	0	6
Hurley	1	0	1	0	0	0	0	6
Thompson	1	0	1	0	0	0	0	6
Erxleben	0	0	0	0	1/1	0/1	0	1
Saints	16	8	8	0	15/16	6/13	0	129
Opponents	19	8	11	0	19/19	9/12	0	160

SCORING	TD	Ru	Pa	Rt	PAT	FG	S	TP
Wilson	5	3	2	0	0	0	0	30
Fritsch	0	0	0	0	8/9	4/7	0	20
G. Rogers	3	3	0	0	0	0	0	18
Andersen	0	0	0	0	6/6	2/5	0	12
Duckett	2	0	2	0	0	0	0	12
J. Rogers	2	2	0	0	0	0	0	12
Groth	1	0	1	0	0	0	0	6
Hardy	1	0	1	0	0	0	0	6
Hurley	1	0	1	0	0	0	0	6
Thompson	1	0	1	0	0	0	0	6
Erxleben	0	0	0	0	1/1	0/1	0	1
Saints	16	8	8	0	15/16	6/13	0	129
Opponents	19	8	11	0	19/19	9/12	0	160

SCORING	TD	Ru	Pa	Rt	PAT	FG	S	TP
Wilson	5	3	2	0	0	0	0	30
Fritsch	0	0	0	0	8/9	4/7	0	20
G. Rogers	3	3	0	0	0	0	0	18
Andersen	0	0	0	0	6/6	2/5	0	12
Duckett	2	0	2	0	0	0	0	12
J. Rogers	2	2	0	0	0	0	0	12
Groth	1	0	1	0	0	0	0	6
Hardy	1	0	1	0	0	0	0	6
Hurley	1	0	1	0	0	0	0	6
Thompson	1	0	1	0	0	0	0	6
Erxleben	0	0	0	0	1/1	0/1	0	1
Saints	16	8	8	0	15/16	6/13	0	129
Opponents	19	8	11	0	19/19	9/12	0	160

SCORING	TD	Ru	Pa	Rt	PAT	FG	S	TP
Wilson	5	3	2	0	0	0	0	30
Fritsch	0	0	0	0	8/9	4/7	0	20
G. Rogers	3	3	0	0	0	0	0	18
Andersen	0	0	0	0	6/6	2/5	0	12
Duckett	2	0	2	0	0	0	0	12
J. Rogers	2	2	0	0	0	0	0	12
Groth	1	0	1	0	0	0	0	6
Hardy	1	0	1	0	0	0	0	6
Hurley	1	0	1	0	0	0	0	6
Thompson	1	0	1	0	0	0	0	6
Erxleben	0	0	0	0	1/1	0/1	0	1
Saints	16	8	8	0	15/16	6/13	0	129
Opponents	19	8	11	0	19/19	9/12	0	160

	SCORING	TD	Ru	Pa	Rt	PAT	FG	S	TP
Wilson	5	3	2	0	0	0	0	0	30
Fritsch	0	0	0	0	8/9	4/7	0	0	20
G. Rogers	3	3	0	0	0	0	0	0	18
Andersen	0	0	0	0	6/6	2/5	0	0	12
Duckett	2	0	2	0	0	0	0	0	12
J. Rogers	2	2	0	0	0	0	0	0	12
Groth	1	0	1	0	0	0	0	0	6
Hardy	1	0	1	0	0	0	0	0	6
Hurley	1	0	1	0	0	0	0	0	6
Thompson	1	0	1	0	0	0	0	0	6
Erxleben	0	0	0	0	0	0	0	0	0

1983 SAINTS STATISTICS

RECORD: 8-8
FINISH: 3rd-NFC WEST

Date	W/L	Score	Opponent	Attendance
9/4	W	28-17	St. Louis	60,430
9/11	L	27-30	at L.A. Rams	45,572
9/18	W	34-31	Chicago	64,692
9/25	L	20-21	at Dallas	62,136
10/2	W	17-7	Miami	66,489
10/9	W	19-17	at Atlanta	51,654
10/16	L	13-32	San Francisco	68,154
10/23	W	24-21	at Tampa Bay	48,242
10/30	L	21-27	at Buffalo	49,413
11/6	W	27-10	Atlanta	67,062
11/13	L	0-27	at San Francisco	40,022
11/21	L	28-31	New York Jets	68,606
11/27	W	17-16	Minnesota	59,502
12/4	L	0-7	at New England	24,579
12/11	W	20-17	at Philadelphia	45,182
12/18	L	24-26	L.A. Rams	70,148

TEAM STATISTICS	N.O.	OPP.
TOTAL FIRST DOWNS	286	289
Rushing	135	108
Passing	136	159
Penalty	15	22
3rd Down: Made/Att.	89/226	87/225
3rd Down Pct.	39.4	38.7
4th Down: Made/Att.	13/17	2/6
4th Down Pct.	76.5	33.3

POSSESSION AVG.	30:24	29:36
TOTAL NET YARDS	4938	4691
Avg. Per Game	308.6	293.2
Total Plays	1055	1024
Avg. Per Play	4.7	4.6

NET YARDS RUSHING	2461	2000
Avg. Per Game	153.8	125.0
Total Rushes	595	472
NET YARDS PASSING	2477	2691
Avg. Per Game	154.8	168.2
Sacked/Yards Lost	35/305	56/437
Gross Yards	2782	3128
Att./Completions	425/243	496/271
Completion Pct.	57.2	54.6
Had Intercepted	25	23

PUNTS/AVERAGE	78/40.7	83/41.8
NET PUNTING AVG.	78/30.8	83/37.1
PENALTIES/YARDS	91/802	96/814
FUMBLES/BALL LOST	37/22	33/16
TOUCHDOWNS	38	39
Rushing	19	11
Passing	14	20
Returns	5	8

Score by Periods	1	2	3	4	OT	TOT
Saints	41	81	103	88	6	319
Opponents	74	86	61	116	0	337

Score by Periods	1	2	3	4	OT	TOT
Saints	41	81	103	88	6	319
Opponents	74	86	61	116	0	337

SCORING	TD	Ru	Pa	Rt	PAT	FG	S	TP
Andersen	0	0	0	0	37/38	18/24	0	91
W. Wilson	11	9	2	0	0	0	0	66
G. Rogers	5	5	0	0	0	0	0	30
Gajan	4	4	0	0	0	0	0	24
Brenner	3	0	3	0	0	0	0	18
Young	3	0	3	0	0	0	0	18
Duckett	2	0	2	0	0	0	0	12
Goodlow	2	0	2	0	0	0	0	12
K. Clark	1	0	0	1	0	0	0	6
Groth	1	0	1	0	0	0	0	6
Johnson	1	0	0	1	0	0	0	6
Korte	1	0	0	1	0	0	0	6
Re. Lewis	1	0	0	1	0	0	0	6
Poe	1	0	0	1	0	0	0	6
Tice	1	0	1	0	0	0	0	6
D. Wilson	1	1	0	0	0	0	0	6
Saints	38	19	14	5	37/38	18/24	0	91
Opponents	39	11	20	8	37/39	20/34	0	91

SACKS: Jackson 12.0, Wilks 8.0, Re. Lewis 6.5, Moore 6.0, Elliott 5.5, Paul 5.5, B. Clark 4.5, Kovach 3.0, Nairne 2.0, Warren 2.0, Winston 1.0, Saints 56.0, Opp. 35.0
--

RUSHING	No	Yds	Avg	LG	TD
G. Rogers	256	1144	4.5	76t	5
W. Wilson	199	787	4.0	29	9
Gajan	81	415	5.1	58	4
J. Rogers	26	80	3.1	13	0
T. Wilson	4	16	4.0	5	0
Austin	4	16	4.0	5	0
Merkens	1	16	16.0	16	0
Groth	1	15	15.0	15	0
Goodlow	1	3	3.0	3	0
D. Wilson	5	3	0.6	5	1
Erxleben	2	-9	-4.5	1	0
Stabler	9	-14	-1.6	0	0
Duckett	2	-16	-8.0	2	0
Saints	595	2461	4.1	76t	19
Opponents	472	2000	4.2	71	11

RECEIVING	No	Yds	Avg	LG	TD
Groth	49	585	11.9	42	1
Brenner	41	574	14.0	38t	3
Goodlow	41	487	11.9	26	2
Scott	24	274	11.4	35	0
W. Wilson	20	178	8.9	24	2
Duckett	19	283	14.9	48	2
Gajan	17	130	7.6	26	0
G. Rogers	12	69	5.8	22	0
Young	7	85	12.1	32	3
Tice	7	33	4.7	12t	1
Mauti	2	30	15.0	23	0
Hardy	2	29	14.5	22	0
Austin	2	25	12.5	18	0
Saints	243	2782	11.4	48	14
Opponents	271	3128	11.5	60	20

INTERCEPTIONS	No	Yds	Avg	LG	TD
Poe	7	146	20.9	31t	1
Gary	3	70	23.3	26	0
Winston	3	21	7.0	15	0
Johnson	2	80	40.0	70t	1
Wattlet	2	33	16.5	24	0
Paul	2	3	1.5	3	0
Re. Lewis	1	27	27.0	27t	1
Sternick	1	26	26.0	26	0
Warren	1	6	6.0	6	0
Jackson	1	0	0.0	0	0
Saints	23	412	17.9	70t	3
Opponents	25	424	17.0	69t	5

PUNTING	No	Yds	Avg	Net	TB	IG	B
Erxleben	74	3034	41.0	30.9	9	10	60
Merkens	4	144	36.0	30.5	1	0	45
Saints	78	3178	40.7	30.8	10	60	0
Opponents	83	3473	41.8	37.1	6	22	70

PUNT RET	Ret	FC	Yds	Avg	LG	TD
Groth	39	15	275	7.1	30	0
Saints	39	15	275	7.1	30	0
Opponents	51	10	573	11.2	76t	2

KICKOFF RET	No	Yds	Avg	LG	TD
Duckett	33	719	21.8	61	0
W. Wilson	9	239	26.6	52	0
Mauti	8	147	18.4	35	0
Austin	7	112	16.0	27	0
J. Rogers	7	103	14.7	25	0
Brook	1	15	15.0	15	0
Wattlet	1	4	4.0	4	0
Saints	66	1339	20.3	61	0
Opponents	44	938	21.3	53	0
FIELD GOALS	1-19	20-29	30-39	40-49	50+
Andersen	2/2	8/8	3/4	2/6	3/4
Saints	2/2	8/8	3/4	2/6	3/4
Opponents	0/0	7/9	6/9	6/14	1/2

Andersen: () (27G, 46N, 30G) (21G, 41G) (46N, 19G, 42G, 44B) (32G) (23G, 27G, 19G, 35G) (28G, 26G) (50G) () (41N) () (51N) (25G) (35N) (52G, 50G) (20G)
--

Opponents: (24N, 47G, 38N) () (27G) (41G, 34G) (45N) (44N, 49G) (23G, 32G, 47G, 52G, 24G, 23G) (43N, 39N) () (49N, 43G) (50N, 33G, 25G) (37G) (31G, 27G, 32G, 47N) (37N, 48N, 24N) (23G, 48B, 42N) (42G)
--

1983 NFC WEST STANDINGS				
Saints Finish: 3rd place				
	W	L	T	Pct.
San Francisco	10	6	0	.625
L.A. Rams	9	7	0	.563
New Orleans	8	8	0	.500
Atlanta	7	9	0	.438

PASSING	Att	Cmp	Yds	Cmp%	Yds/Att	TD	TD%	Int	Int%	Long	Sk/Yds	Rating
Stabler	311	176	1780	56.6	6.39	9	2.9	18	5.8	48	18/159	61.4
D. Wilson	112	66	777	58.9	6.88	5	4.5	7	6.3	42	17/146	68.7
Erxleben	1	1	24	100.0	24.00	0	0.0	0	0.0	24	0/0	118.8
Gajan	1	0	0	0.0	0.00	0	0.0	0	0.0	0	0/0	39.6
Saints	425	243	2782	57.2	6.55	14	3.3	25	5.9	48	35/305	63.5
Opponents	496	271	3128	54.6	6.31	20	4.0	23	4.6	60	56/437	68.0

2011 MEDIA SAINTS GUIDE

OWNERSHIP

FOOTBALL

ADMINISTRATION

RECORDS

HISTORY

1984 SAINTS STATISTICS

RECORD: 7-9

FINISH: 3rd-NFC WEST

Date	W/L	Score	Opponent	Attendance
9/2	L	28-36	Atlanta	66,652
9/9	W	17-13	Tampa Bay	54,686
9/16	L	20-30	at San Francisco	57,611
9/23	W	34-24	St. Louis	58,723
9/30	W	27-10	at Houston	43,108
10/7	L	7-20	at Chicago	53,752
10/14	L	10-28	L.A. Rams	63,161
10/21	Lot	27-30	at Dallas	50,966
10/28	W	16-14	at Cleveland	52,849
11/4	L	13-23	Green Bay	57,426
11/11	W	17-13	at Atlanta	40,590
11/19	W	27-24	Pittsburgh	66,005
11/25	L	3-35	San Francisco	65,117
12/2	L	21-34	at L.A. Rams	49,348
12/9	L	21-24	Cincinnati	40,855
12/15	W	20-3	at New York Giants	63,739

SCORING	TD	Ru	Pa	Rt	PAT	FG	S	TP
Andersen	0	0	0	0	34/34	20/27	0	94
Gajan	7	5	2	0	0	0	42	Winston
Brenner	6	0	6	0	0	0	36	Wattelet
W. Wilson	4	1	3	0	0	0	24	Kovach
Goodlow	3	0	3	0	0	0	18	Poe
Young	3	0	3	0	0	0	18	Jackson
G. Rogers	2	2	0	0	0	0	12	B. Clark
Wattelet	2	0	0	2	0	0	12	Johnson
Winston	2	0	0	2	0	0	12	Saints
Edward Anthony	1	0	0	0	0	0	6	Opponents
Hardy	1	0	1	0	0	0	6	
Miller	1	0	1	0	0	0	6	
Scott	1	0	1	0	0	0	6	
Tice	1	0	1	0	0	0	6	
Saints	34	9	21	4	34/34	20/27	0	298
Opponents	41	13	23	5	41/41	24/33	1	361

INTERCEPTIONS	No	Yds	Avg	LG	TD
Waymer	4	9	2.3	9	0
Winston	2	90	45.0	47	2
Wattelet	2	52	26.0	35	1
Kovach	1	16	16.0	16	0
Poe	1	16	16.0	16	0
Jackson	1	14	14.0	14	0
B. Clark	1	9	9.0	9	0
Johnson	1	7	7.0	7	0
Saints	13	213	16.4	47	3
Opponents	28	420	15.0	60	3

TEAM STATISTICS	N.O.	OPP.
TOTAL FIRST DOWNS	298	298
Rushing	131	134
Passing	137	142
Penalty	30	22
3rd Down: Made/Att.	89/224	83/220
3rd Down Pct.	39.7	37.7
4th Down: Made/Att.	8/22	8/11
4th Down Pct.	36.4	72.7
POSSESSION AVG.	30:13	29:47
TOTAL NET YARDS	5008	4914
Avg. Per Game	313.0	307.1
Total Plays	1044	1026
Avg. Per Play	4.8	4.8
NET YARDS RUSHING	2171	2461
Avg. Per Game	135.7	153.8
Total Rushes	523	549
NET YARDS PASSING	2837	2453
Avg. Per Game	177.3	153.3
Sacked/Yards Lost	45/361	55/420
Gross Yards	3198	2873
Att./Completions	476/246	422/239
Completion Pct.	51.7	56.6
Had Intercepted	28	13
PUNTS/AVERAGE	70/43.1	84/41.6
NET PUNTING AVG.	70/33.3	84/36.0
PENALTIES/YARDS	101/849	119/1025
FUMBLES/BALL LOST	22/13	28/10
TOUCHDOWNS	34	41
Rushing	9	13
Passing	21	23
Returns	4	5

Score by Periods	1	2	3	4	OT	TOT
Saints	61	101	37	99	0	298
Opponents	42	129	78	109	3	361

SACKS: Jackson 12.0, B. Clark 10.5, Paul 9.5, Wilks 7.5, Geathers 6.0, Warren 4.0, Re. Lewis 2.0, Moore 2.0, Kovach 1.0, Winston 0.5, Saints 55.0, Opp. 45.0

RUSHING	No	Yds	Avg	LG	TD
G. Rogers	239	914	3.8	28	2
Gajan	102	615	6.0	62	5
Campbell	50	190	3.8	19	0
W. Wilson	74	261	3.5	36	1
Todd	28	111	4.0	15	0
Edward Anthony	20	105	5.3	19	1
T. Wilson	2	8	4.0	5	0
Goodlow	1	5	5.0	5	0
Stabler	1	-1	-1.0	-1	0
Duckett	1	-3	-3.0	-3	0
D. Wilson	3	-7	-2.3	-2	0
Hansen	2	-27	-13.5	-12	0
Saints	523	2171	4.2	62	9
Opponents	549	2461	4.5	66	13

RECEIVING	No	Yds	Avg	LG	TD
Gajan	35	288	8.2	51	2
Groth	33	487	14.8	31	0
W. Wilson	33	314	9.5	34	3
Young	29	597	20.6	74	3
Brenner	28	554	19.8	57	6
Goodlow	22	281	12.8	23	3
Scott	21	278	13.2	37	1
Edward Anthony	12	113	9.4	32	0
G. Rogers	12	76	6.3	15	0
Miller	8	81	10.1	22	1
Tice	6	55	9.2	17	1
Hardy	4	50	12.5	28	1
Duckett	3	24	8.0	11	0
Saints	246	3198	13.0	74	21
Opponents	239	2873	12.0	50	23

PUNT RET	Ret	FC	Yds	Avg	LG	TD
Fields	27	6	236	8.7	61	0
Groth	6	12	32	5.3	9	0
Saints	33	18	268	8.1	61	0
Opponents	47	5	550	11.7	76	1

KICKOFF RET	No	Yds	Avg	LG	TD
Duckett	29	580	20.0	39	0
Edward Anthony	22	490	22.3	64	0
Fields	19	356	18.7	31	0
T. Wilson	1	16	16.0	16	0
W. Wilson	1	23	23.0	23	0
Saints	72	1465	20.3	64	0
Opponents	45	916	20.4	35	0

FIELD GOALS	1-19	20-29	30-39	40-49	50+
Andersen	0/0	9/9	4/4	5/11	2/3
Saints	0/0	9/9	4/4	5/11	2/3
Opponents	0/0	6/6	9/11	9/14	0/2

Andersen: () (23G) (42N, 32G, 41G) (25G, 29G) (40B, 23G, 27G) () (47G) (49G, 50G, 45N) (26G, 21G, 53G) (35G, 46G) (47G, 49N, 45N) (27G, 32G) (54N, 27G) () () (37G, 41N)

Opponents: (38G, 48G) (48G, 40G) (42B, 31G, 22G, 40G) (39G) (25G) (48G, 46G) () (37G, 27G, 41G) (34N, 37N) (41G, 34G, 41G) (39G, 24G, 47N) (43N, 21G) (48N, 53N) (25G, 30G) (50N, 35G) (37G, 40N)

1984 NFC WEST STANDINGS				
Saints Finish: 3rd place				
	W	L	T	Pct.
San Francisco	15	1	0	.938
L.A. Rams	10	6	0	.625
New Orleans	7	9	0	.438
Atlanta	4	12	0	.250

PASSING	Att	Cmp	Yds	Cmp%	Yds/Att	TD	TD%	Int	Int%	Long	Sk/Yds	Rating
Todd	312	161	2178	51.6	6.98	11	3.5	19	6.1	74	33/267	60.6
D. Wilson	93	51	647	54.8	6.96	7	7.5	4	4.3	54	7/54	83.9
Stabler	70	33	339	47.1	4.84	2	2.9	5	7.1	29	5/40	41.3
Gajan	1	1	34	100.0	34.00	1	100.0	0	0.0	34	0/0	158.3
Saints	476	246	3198	51.7	6.72	21	4.4	28	5.9	74	45/361	63.3
Opponents	422	239	2873	56.6	6.81	23	5.5	13	3.1	50	55/420	83.0

1985 SAINTS STATISTICS

RECORD: 5-11
FINISH: 3rd-NFC WEST

Date	W/L	Score	Opponent	Attendance
9/8	L	27-47	Kansas City	57,760
9/15	L	23-24	at Denver	74,488
9/22	W	20-13	Tampa Bay	45,320
9/29	W	20-17	at San Francisco	58,053
10/6	W	23-21	Philadelphia	56,364
10/13	L	13-23	at L.A. Raiders	48,512
10/20	L	24-31	at Atlanta	44,784
10/27	L	13-21	New York Giants	54,082
11/3	L	10-28	at L.A. Rams	49,030
11/10	L	3-27	Seattle	47,365
11/17	L	14-38	at Green Bay	52,104
11/24	W	30-23	at Minnesota	54,117
12/1	W	29-3	L.A. Rams	44,122
12/8	L	16-28	at St. Louis	29,527
12/15	L	19-31	San Francisco	46,065
12/22	L	10-16	Atlanta	37,171

SCORING	TD	Ru	P	Pa	PAT	FG	S	TP
Andersen	0	0	0	0	27/29	31/35	0	120
Martin	4	0	4	0	0	0	0	24
Brenner	3	0	3	0	0	0	0	18
Goodlow	3	0	3	0	0	0	0	18
W. Wilson	3	1	2	0	0	0	0	18
Gajan	2	2	2	0	0	0	0	12
Groth	2	0	2	0	0	0	0	12
Hardy	2	0	2	0	0	0	0	12
Tice	2	0	2	0	0	0	0	12
Warren	2	0	2	0	0	0	0	12
Campbell	1	1	0	0	0	0	0	6
Del Rio	1	0	0	1	0	0	0	6
Hebert	1	0	1	0	0	0	0	6
Hoage	1	0	1	0	0	0	0	6
Merkens	1	0	1	0	0	0	0	6
Poe	1	0	1	0	0	0	0	6
Saints	29	4	20	5	27/29	31/35	0	294
Opponents	48	19	26	3	48/48	21/28	1	401

SACKS: Jackson 11.0, B. Clark 8.5, Geathers 6.5, Warren 5.5, Paul 5.0, Wilks 2.5, Haynes 2.0, Elliott 1.0, Hoage 1.0, Kovach 1.0, Redd 1.0, Wattlelet 1.0, **Saints 46.0, Opp. 58.0**

RUSHING	No	Yds	Avg	LG	TD
W. Wilson	168	645	3.8	41t	1
Campbell	158	643	4.1	45	1
Gajan	50	251	5.0	26	2
Edward Anthony	17	65	3.8	13	0
Wattlelet	2	42	21.0	23	0
Hebert	12	26	2.2	8	0
D. Wilson	18	7	0.4	17	0
Fowler	2	4	2.0	3	0
Goodlow	1	3	3.0	3	0
Martin	2	-1	-5	11	0
Merkens	1	-2	-2.0	-2	0
Saints	431	1683	3.9	45	4
Opponents	508	2162	4.3	48	19

RECEIVING	No	Yds	Avg	LG	TD
Brenner	42	652	15.5	30	3
W. Wilson	38	228	6.0	21	2
Martin	35	522	14.9	50	4
Goodlow	32	603	18.8	76t	3
Edward Anthony	28	185	6.6	36	0
Tice	24	266	11.1	39t	2
Groth	15	238	15.9	56t	2
Hardy	15	208	13.9	31	2
Gajan	8	87	10.9	22	0
Scott	7	61	8.7	15	0
Campbell	6	88	14.7	39	0
Fowler	5	43	8.6	11	0
Merkens	3	61	20.3	39t	1
Haynes	1	8	8.0	8	0
Hebert	1	7	7.0	7t	1
Saints	260	3257	12.5	76t	20
Opponents	306	3975	13.0	65t	26

INTERCEPTIONS	No	Yds	Avg	LG	TD
Waymer	6	49	8.2	28	0
Hoage	4	79	19.8	52t	1
Poe	3	63	21.0	40t	1
Tullis	2	22	11.0	22	0
Del Rio	2	13	6.5	11	0
Wattlelet	2	0	0.0	0	0
Kovach	1	53	53.0	53	0
Redd	1	25	25.0	25	0
Winston	0	8	---	8	0
Saints	21	312	14.9	53	2
Opponents	23	251	10.9	33	1

PUNTING	No	Yds	Avg	Net	TB	IG	LG	B
Hansen	89	3763	42.3	36.5	6	14	58	0
Saints	89	3763	42.3	36.5	6	14	58	0
Opponents	81	3417	42.2	37.8	7	24	61	0

PUNT RET	Ret	FC	Yds	Avg	LG	TD
Tullis	17	6	141	8.3	17	0
Martin	8	10	53	6.6	13	0
Roaches	4	2	21	5.3	10	0
Groth	1	0	0	0.0	0	0
Saints	30	18	215	7.2	17	0
Opponents	45	17	397	8.8	46	0

KICKOFF RET	No	Yds	Avg	LG	TD
Anthony	23	476	20.7	52	0
Tullis	23	470	20.4	62	0
Martin	15	384	25.6	69	0
Fowler	4	78	19.5	23	0
Roaches	4	76	19.0	23	0
Merkens	1	0	0.0	0	0
Rackley	1	63	63.0	63	0
Saints	71	1547	21.8	69	0
Opponents	43	968	22.5	94t	1

FIELD GOALS	1-19	20-29	30-39	40-49	50+
Andersen	0/0	4/5	13/14	11/12	3/4
Saints	0/0	4/5	13/14	11/12	3/4
Opponents	0/0	6/6	6/8	6/9	3/5

1985 NFC WEST STANDINGS	W	L	T	Pct.
L.A. Rams	11	5	0	.687
San Francisco	10	6	0	.625
New Orleans	5	11	0	.313

Saints Finish: 3rd place

PASSING	Att	Cmp	Yds	Cmp%	Yds/Att	TD	TD%	Int	Int%	Long	Sk/Yds	Rating
D. Wilson	293	145	1843	49.5	6.29	11	3.8	15	5.1	50	39/29t	60.7
Hebert	181	97	1208	53.6	6.67	5	2.8	4	2.2	76t	17/150	74.6
Todd	32	16	191	50.0	5.97	3	9.4	4	12.5	56t	1/10	60.3
Hansen	1	1	8	100.0	8.00	0	0.0	0	0.0	8	0/0	100.0
Merkens	1	1	7	100.0	7.00	1	100.0	0	0.0	7t	1/10	135.4
Saints	508	260	3257	51.2	6.41	20	3.9	23	4.5	76t	58/461	65.7
Opponents	529	306	3975	57.8	7.51	26	4.9	21	4.0	65t	46/322	81.4

2011 MEDIA SAINTS GUIDE

OWNERSHIP

FOOTBALL

ADMINISTRATION

RECORDS

HISTORY

1986 SAINTS STATISTICS

RECORD: 7-9

FINISH: 4th-NFC WEST

Date	W/L	Score	Opponent	Attendance
9/7	L	10-31	Atlanta	67,950
9/14	W	24-10	Green Bay	46,383
9/21	L	17-26	at San Francisco	58,297
9/28	L	17-20	at New York Giants	72,769
10/5	L	6-14	Washington	57,378
10/12	W	17-14	at Indianapolis	53,512
10/19	W	38-7	Tampa Bay	43,355
10/26	L	23-28	at N.Y. Jets	44,246
11/2	W	23-10	San Francisco	53,234
11/9	W	6-0	L.A. Rams	62,352
11/16	W	16-7	at St. Louis	32,069
11/23	L	13-26	at L.A. Rams	58,600
11/30	L	20-21	New England	58,259
12/7	L	27-31	Miami	64,761
12/14	W	14-9	at Atlanta	39,994
12/21	L	17-33	at Minnesota	51,209

TEAM STATISTICS	N.O.	OPP.
TOTAL FIRST DOWNS	275	331
Rushing	109	104
Passing	137	197
Penalty	29	30
3rd Down: Made/Att.	59/197	97/230
3rd Down Pct.	29.9	42.2
4th Down: Made/Att.	7/13	7/14
4th Down Pct.	53.8	50.0
POSSESSION AVG.	27:59	32:01
TOTAL NET YARDS	4742	5102
Avg. Per Game	296.4	318.9
Total Plays	957	1109
Avg. Per Play	5.0	4.6
NET YARDS RUSHING	2074	1559
Avg. Per Game	129.6	97.4
Total Rushes	505	486
NET YARDS PASSING	2668	3543
Avg. Per Game	166.8	221.4
Sacked/Yards Lost	27/225	47/343
Gross Yards	2893	3886
Att./Completions	425/232	576/331
Completion Pct.	54.7	57.5
Had Intercepted	25	26
PUNTS/AVERAGE	82/42.1	78/42.5
NET PUNTING AVG.	82/36.6	78/35.6
PENALTIES/YARDS	109/855	104/791
FUMBLES/BALL LOST	33/18	37/17
TOUCHDOWNS	30	34
Rushing	15	11
Passing	13	21
Returns	2	2

Score by Periods	1	2	3	4	OT	TOT
Saints	81	62	47	98	0	288
Opponents	64	92	71	60	0	287

SCORING	TD	Ru	Pa	Rt	Pat	FG	S	TP
Andersen	0	0	0	0	30/30	26/30	0	108
Mayes	8	8	0	0	0	0	0	48
Hilliard	5	5	0	0	0	0	0	30
Martin	5	0	5	0	0	0	0	30
Jones	3	0	3	0	0	0	0	18
Tice	3	0	3	0	0	0	0	18
Goodlow	2	0	2	0	0	0	0	12
Mel Gray	1	0	0	1	0	0	0	6
Haynes	1	0	0	1	0	0	0	6
Jordan	1	1	0	0	0	0	0	6
D. Wilson	1	1	0	0	0	0	0	6
Saints	30	15	13	2	30/30	26/30	0	288
Opponents	34	11	21	2	32/33	17/27	0	287

SACKS: Geathers 9.0, Jackson 9.0, Warren 7.5, Clark 6.0, Swilling 4.0, Elliott 3.5, Gibson 3.0, Haynes 2.0, V. Johnson 1.0, Poe 1.0, Wilks 1.0, Saints 47.0, Opp. 27.0

RUSHING	No	Yds	Avg	LG	TD
Mayes	286	1353	4.7	50	8
Hilliard	121	425	3.5	36	5
Jordan	68	207	3.0	10	1
Mel Gray	6	29	4.8	11	0
D. Wilson	14	19	1.4	14	1
W. Wilson	2	5	2.5	3	0
Del Rio	1	16	16.0	16	0
Hebert	5	14	2.8	7	0
Edwards	1	6	6.0	6	0
Hansen	1	0	0.0	0	0
Saints	505	2074	4.1	50	15
Opponents	486	1559	3.2	27	11

RECEIVING	No	Yds	Avg	LG	TD
Jones	48	625	13.0	45	3
Martin	37	675	18.2	84	5
Tice	37	330	8.9	29	3
Goodlow	20	306	15.3	29	2
Brenner	18	286	15.9	34	0
Hilliard	17	107	6.3	17	0
Mayes	17	96	5.6	18	0
Harris	11	148	13.5	27	0
Jordan	11	127	11.5	37	0
Edwards	10	132	13.2	24	0
Mel Gray	2	45	22.5	38	0
Waymer	1	13	13.0	13	0
J. Williams	1	5	5.0	5	0
Hebert	1	1	1.0	1	0
W. Wilson	1	-3	-3.0	-3	0
Saints	232	2893	12.5	84	13
Opponents	331	3886	11.7	62t	21

INTERCEPTIONS	No	Yds	Avg	LG	TD
Waymer	9	48	5.3	17	0
Poe	4	42	10.5	30	0
Wattelet	3	34	11.3	22	0
Gibson	2	43	21.5	43	0
Maxie	2	15	7.5	15	0
Jakes	2	6	3.0	4	0
Haynes	1	17	17.0	17	1
V. Johnson	1	15	15.0	15	0
Gary	1	14	14.0	14	0
Jackson	1	1	1.0	1	0
Saints	26	235	9.0	43	1
Opponents	25	362	14.5	46	0

PUNTING	No	Yds	Avg	Net	TB	I20	LG	B
Hansen	81	3456	42.7	36.6	11	17	66	1
Saints	82	3456	42.1	36.6	11	17	66	1
Opponents	78	3315	42.5	35.6	8	23	62	0

PUNT RET	Ret	FC	Yds	Avg	LG	TD
Martin	24	9	227	9.5	39	0
McLemore	10	3	67	6.7	23	0
Poe	8	3	71	8.9	17	0
Edwards	3	0	2	0.7	5	0
Tullis	2	0	10	5.0	7	0
Saints	47	15	377	8.0	39	0
Opponents	37	11	234	6.3	20	0

KICKOFF RET	No	Yds	Avg	LG	TD
McLemore	31	866	27.9	101	1
Mayes	10	213	21.3	34	0
Harris	7	122	17.4	22	0
Martin	3	64	21.3	27	0
McLemore	2	39	19.5	22	0
Tullis	2	28	14.0	19	0
Saints	55	1332	24.2	101t	1
Opponents	35	662	18.9	55	0

FIELD GOALS	1-19	20-29	30-39	40-49	50+
Andersen	1/1	11/11	6/7	6/6	2/5
Saints	1/1	11/11	6/7	6/6	2/5
Opponents	0/0	4/5	4/6	6/10	3/6

Andersen: (47G) (20G) (44G) (27G) (34G), (45G, 51N) (30N, 46G) (31G, 51N) (26G, 53G), (28G) (45G, 50G, 23G) (20G, 22G) (47G, 28G), (30G) (33G, 18G) (28G, 38G) (27G, 50N, 29G) () (39G)

Opponents: (32G) (50G) (30G, 40G, 28G, 32G) (29G, 28G) (45N, 29N) (49N, 54N) (54N) (46N) (50G, 33N) (37N) () (32G, 47G, 29G, 44G) (49N) (43G) (43G) (46G, 51B, 50G)

1986 NFC WEST STANDINGS				
Saints Finish: 4th place				
	W	L	T	Pct.
San Francisco	10	5	1	.656
L.A. Rams	10	6	0	.625
Atlanta	7	8	1	.469
New Orleans	7	9	0	.438

PASSING	Att	Cmp	Yds	Cmp%	Yds/Att	TD	TD%	Int	Int%	Long	Sk/Yds	Rating
D. Wilson	342	189	2353	55.3	6.88	10	2.9	17	5.0	63t	22/191	65.8
Hebert	79	41	498	51.9	6.30	2	2.5	8	10.1	84	5/34	40.5
Hilliard	3	1	29	33.3	9.67	1	33.3	0	0.0	29t	0/0	109.7
Wattelet	1	1	13	100.0	13.00	0	0.0	0	0.0	13	0/0	118.8
Saints	425	232	2893	54.6	6.81	13	3.1	25	5.9	84	27/225	61.6
Opponents	576	331	3886	57.5	6.75	21	3.6	26	4.5	62t	47/343	71.4

1987 SAINTS STATISTICS

RECORD: 12-3
FINISH: 2nd-NFC WEST

Date	W/L	Score	Opponent	Attendance
9/13	W	28-21	Cleveland	59,900
9/20	L	17-27	at Philadelphia	57,485
10/4	W	37-10	L.A. Rams	29,745
10/11	L	19-24	at St. Louis	11,795
10/18	W	19-17	at Chicago	46,813
10/25	L	22-24	San Francisco	60,497
11/1	W	38-0	at Atlanta	42,196
11/8	W	31-14	at L.A. Rams	43,379
11/15	W	26-24	at San Francisco	60,436
11/22	W	23-14	New York Giants	67,639
11/29	W	20-16	at Pittsburgh	47,896
12/6	W	44-34	Tampa Bay	66,471
12/13	W	24-10	Houston	68,257
12/20	W	41-24	at Cincinnati	43,424
12/27	W	33-24	Green Bay	68,364

TEAM STATISTICS	N.O.	OPP.
TOTAL FIRST DOWNS	304	270
Rushing	128	81
Passing	151	155
Penalty	25	34
3rd Down: Made/Att.	99/221	57/182
3rd Down Pct.	44.8	31.3
4th Down: Made/Att.	1/6	6/15
4th Down Pct.	16.7	40.0

POSSESSION AVG.	34:01	25:59
TOTAL NET YARDS	4964	4350
Avg. Per Game	330.9	290.0
Total Plays	1009	924
Avg. Per Play	4.9	4.7

NET YARDS RUSHING	2190	1550
Avg. Per Game	146.0	103.3
Total Rushes	569	388

NET YARDS PASSING	2774	2800
Avg. Per Game	184.9	186.7
Sacked/Yards Lost	29/213	47/355

Gross Yards	2987	3155
Att./Completions	411/227	489/246
Completion Pct.	55.2	50.3
Had Intercepted	12	30

PUNTS/AVERAGE	63/41.1	73/37.5
NET PUNTING AVG.	63/35.7	73/30.0
PENALTIES/YARDS	107/994	84/685
FUMBLES/BALL LOST	33/16	31/18

TOUCHDOWNS	46	35
Rushing	20	6
Passing	3	25
Returns	23	4

Score by Periods	1	2	3	4	OT	TOT
Saints	93	107	104	118	0	422
Opponents	69	95	58	61	0	283

SCORING	Td	Ru	Pa	Rt	PAT	FG	S	TP
Andersen	0	0	0	0	37/37	268/36	121	
Hilliard	8	7	1	0			0	48
Martin	7	0	7	0			0	42
Tice	6	0	6	0			0	36
Mayes	5	5	0	0			0	30
Jones	3	0	3	0			0	18
Kempf	0	0	0	0	1/1	4/5		12
Beverly	2	2	0	0			0	12
Brenner	2	2	0	0			0	12
Jordan	2	2	0	0			0	12
Word	2	2	0	0			0	12
Cofor	0	0	0	0	5/7	1/1		0
Alexander	1	1	0	0			0	8
Mel Gray	1	1	0	0			0	6
O'Neal	1	0	1	0			0	6
Poe	1	0	0	1			0	6
R. Sutton	1	0	0	1			0	6
Toles	1	0	0	1			0	6
Waters	1	0	0	1			0	6
B. Clark	0	0	0	0			1	2
Maxie	0	0	0	0			1	2
Saints	46	20	23	3	43/45	33/42	422	
Opponents	35	6	25	4	35/35	12/18	283	

SACKS: Swilling 10.5, Jackson 9.5, Warren 6.0, Wilks 5.5, B. Clark 4.5, To. Elliott 2.0, Maxie 2.0, McCoy 2.0, S. Leach 1.5, DeForest 1.0, V. Johnson 1.0, Swoopes 1.0, Taylor 0.5, Saints 47.0, Opp. 29.0

RUSHING	No	Yds	Avg	LG	TD
Mayes	243	917	3.8	38	5
Hilliard	123	508	4.1	30	7
Beverly	62	217	3.5	25	2
J. Fourcade	19	134	7.1	18	0
Word	36	133	3.7	20	2
Hebert	13	95	7.3	19	0
Alexander	21	71	3.4	16	1
Mel Gray	8	37	4.6	12	1
Jordan	12	36	3.0	8	2
Rodenberger	17	35	2.1	5	0
Jean-Batiste	8	18	2.3	7	0
Ingram	2	14	7.0	9	0
Riordan	1	3	3.0	3	0
Hansen	2	-6	-3.0	-3	0
Hill	1	-9	-9.0	-9	0
Barnhardt	1	-13	-13.0	-13	0
Saints	569	2190	3.8	38	20
Opponents	388	1550	4.0	33	6

RECEIVING	No	Yds	Avg	LG	TD
Martin	44	778	17.7	67	7
Jones	27	420	15.6	43	3
Hilliard	23	264	11.5	38	1
Brenner	20	280	14.0	29	2
Hill	19	322	16.9	36	2
Tice	16	181	11.3	27	6
Mayes	15	68	4.5	16	0
Dawsey	13	142	10.9	29	0
Pattison	9	132	14.7	36	0
Word	6	54	9.0	17	0
Scott	6	35	5.8	11	0
Mel Gray	6	30	5.0	12	0
Waters	5	140	28.0	82	1
R. Clark	3	38	12.7	14	0
O'Neal	3	10	3.3	5	1
Rodenberger	2	17	8.5	11	0
Alexander	2	15	7.5	10	0
Walker	2	15	7.5	8	0
Jordan	2	13	6.5	11	0
Benson	2	11	5.5	6	0
C. Thomas	1	14	14.0	14	0
Beverly	1	8	8.0	8	0
Saints	227	2987	13.2	82	23
Opponents	246	3155	12.8	50	25

INTERCEPTIONS	No	Yds	Avg	LG	TD
Wampler	5	78	15.6	35	0
R. Sutton	5	68	13.6	26	0
Mack	4	32	8.0	26	0
Jakes	3	32	10.7	27	0
Maxie	3	17	5.7	10	0
Atkins	3	12	4.0	8	0
Jackson	2	4	2.0	4	0
Gibson	1	17	17.0	17	0
S. Leach	1	10	10.0	10	0
Swilling	1	10	10.0	10	0
V. Johnson	1	0	0.0	0	0
Poe	1	0	0.0	0	0
Saints	30	280	9.3	35	0
Opponents	12	173	14.4	35	1

PUNTING No Yds Avg Net TB I20 LG B
Hansen 52 2104 40.5 35.6 6 19 60 0
Barnhardt 11 483 43.9 36.3 1 4 52 0
Saints 63 2587 41.1 35.7 7 23 60 0
Opponents 73 2740 37.5 30.0 4 10 57 0

PUNT RET	Ret	Fc	Yds	Avg	LG	TD
Mel Gray	24	5	352	14.7	80	0
Martin	14	2	88	6.3	15	0
Cook	1	0	3	3.0	3	0
Jordan	1	0	13	13.0	13	0
Maxie	1	0	12	12.0	12	0
Saints	41	7	468	11.4	80	0
Opponents	29	8	199	6.9	29	0

KICKOFF RET	No	Yds	Avg	LG	TD
Mel Gray	30	636	21.2	43	0
Hilliard	10	248	24.8	74	0
Michael Adams	4	52	13.0	20	0
Beverly	3	46	15.3	21	0
Word	3	100	33.3	64	0
Jordan	2	28	14.0	16	0
Brock	1	11	11.0	11	0
Martin	1	15	15.0	15	0
C. Thomas	1	11	11.0	11	0
Saints	55	1147	20.9	74	0
Opponents	55	1115	20.3	47	0

FIELD GOALS	1-19	20-29	30-39	40-49	50+
Andersen	3/3	6/6	9/9	8/12	2/6
Kempf	0/0	1/1	1/2	2/2	0/0
Cofor	0/0	0/1	0/0	0/0	0/0
Saints	3/3	8/8	10/10	10/14	2/6
Opponents	0/0	4/4	6/6	2/7	0/1

Andersen: (39G) (45G) (39G, 51N, 49G, 19G, 19G, 37G, 52N) (49G, 43N) (32G) (40G, 41N, 27G, 51G, 40G) (19G, 43G, 28G) (25G, 53N, 50N, 32G) (40G, 24G, 32G) (48N, 46N, 28G) (1) (21G, 30G) (31G, 52G, 48G, 32G)

Kempf: (33B, 48G, 31G, 42G, 21G)

Cofor: (27G)

Team: (39G) (45G) (27G) (33B, 48G, 31G, 42G, 21G) (39G, 51N, 49G, 19G, 19G, 37G, 52N) (49G, 43N) (32G) (40G, 41N, 27G, 51G, 40G) (19G, 43G, 28G) (25G, 53N, 50N, 32G) (40G, 24G, 32G) (48N, 46N, 28G) (21G, 30G) (31G, 52G, 48G, 32G)

Opponents:	(49B) (30G, 30G) (37G) (24G) (22G) (31G) (51N) (46G, 47B, 35G) (40N) (37G, 43G) (21G) (43G, 46N) (24G)
------------	--

1987 NFC WEST STANDINGS

Saints Finish: 2nd place	W	L	T	Pct.
San Francisco	13	2	0	.867
New Orleans	12	3	0	.800
L.A. Rams	6	9	0	.400
Atlanta	3	12	0	.200

2011 MEDIA SAINTS GUIDE

OWNERSHIP

FOOTBALL

ADMINISTRATION

RECORDS

HISTORY

PASSING	Att	Cmp	Yds	Cmp%	Yds/Att	TD	TD%	Int	Int%	Long	Sk/Yds	Rating
Hebert	294	164	2119	55.8	7.21	15	5.1	9	3.1	67	20/119	82.9
J. Fourcade	89	48	597	53.9	6.71	4	4.5	3	3.4	82	6/67	75.9
Wilson	24	13	243	54.2	10.13	2	8.3	0	0.0	38	2/21	117.2
Ingram	2	1	5	50.0	2.50	1	50.0	0	0.0	5	1/6	95.8
Hilliard	1	1	23	100.0	23.00	1	100.0	0	0.0	23	0/0	158.3
Riordan	1	0	0	0.0	0.00	0	0.0	0	0.0	0	0/0	39.6
Saints	411	227	2987	55.2	7.27	23	5.6	12	2.9	82	29/213	84.9
Opponents	489	246	3155	50.3	6.45	25	5.1	30	6.1	50	47/355	62.4

1988 SAINTS STATISTICS

RECORD: 10-6

FINISH: 3rd-NFC WEST

Date	W/L	Score	Opponent	Attendance
9/4	L	33-34	San Francisco	66,357
9/11	W	29-21	at Atlanta	48,901
9/18	W	22-14	at Detroit	32,943
9/25	W	13-9	Tampa Bay	66,671
10/3	W	20-17	Dallas	68,474
10/9	W	23-17	at San Diego	42,693
10/16	W	20-19	at Seattle	63,569
10/23	W	20-6	L.A. Raiders	66,249
10/30	L	10-12	L.A. Rams	68,238
11/6	L	24-27	at Washington	54,183
11/13	W	14-10	at L.A. Rams	63,305
11/20	W	42-0	Denver	68,075
11/27	L	12-13	N.Y. Giants	66,526
12/4	L	3-45	at Minnesota	61,215
12/11	L	17-30	at San Francisco	62,977
12/18	W	10-9	Atlanta	60,566

SCORING	TD	Ru	Pa	Rt	PT	FG	S	TP
Andersen	0	0	0	0	32/33	26/36	0	110
Hill	7	0	7	0	0	0	0	42
Martin	7	0	7	0	0	0	0	42
Hilliard	6	5	1	0	0	0	0	36
Mayes	3	3	0	0	0	0	0	18
R. Clark	2	0	2	0	0	0	0	12
Perriman	2	0	2	0	0	0	0	12
Mel Gray	1	0	0	1	0	0	0	6
Heyward	1	1	0	0	0	0	0	6
Jordan	1	0	0	1	0	0	0	6
Scales	1	0	1	0	0	0	0	6
Tice	1	0	1	0	0	0	0	6
Waymer	1	0	0	1	0	0	0	6
Jackson	0	0	0	0	0	0	0	1
Saints	33	9	21	3	32/33	26/36	2	312
Opponents	29	7	19	3	28/29	27/34	0	283

INTERCEPTIONS	No	Yds	Avg	LG	TD
Atkins	4	42	10.5	40	0
Waymer	3	91	30.3	44	0
Jakes	3	61	20.3	39	0
Sutton	3	32	10.7	34	0
Johnson	1	34	34.0	34	0
Mack	1	19	19.0	19	0
1	16	16.0	16	0	0
Cook	1	0	0.0	0	0
Saints	17	295	17.4	44	0
Opponents	16	226	14.1	78	2

TEAM STATISTICS	N.O.	OPP.
TOTAL FIRST DOWNS	306	286
Rushing	108	97
Passing	179	167
Penalty	19	22
3rd Down: Made/Att.	104/227	73/203
3rd Down Pct.	45.8	36.0
4th Down: Made/Att.	4/6	7/14
4th Down Pct.	66.7	50.0
POSSESSION AVG.	32:38	27:22
TOTAL NET YARDS	5131	5106
Avg. Per Game	320.7	319.1
Total Plays	1034	978
Avg. Per Play	5.0	5.2
NET YARDS RUSHING	2046	1779
Avg. Per Game	127.9	111.2
Total Rushes	512	442
NET YARDS PASSING	3085	3327
Avg. Per Game	192.8	207.9
Sacked/Yards Lost	24/171	31/252
Gross Yards	3256	3579
Att./Completions	498/286	505/277
Completion Pct.	57.4	54.9
Had Intercepted	16	17
PUNTS/AVERAGE	73/39.9	70/40.2
NET PUNTING AVG.	73/34.3	70/32.6
PENALTIES/YARDS	101/821	77/628
FUMBLES/BALL LOST	29/16	27/15
TOUCHDOWNS	33	29
Rushing	9	7
Passing	21	19
Returns	3	3

SACKS: Jackson 7.0, Swilling 7.0, Geathers 3.5, Wilks 3.5, Gibson 2.0, Johnson 2.0, Kohlbrand 2.0, Elliott 1.0, Gregory 1.0, Mack 1.0, Warren 1.0, **Saints 31.0, Opp. 24.0**

RUSHING	No	Yds	Avg	LG	TD
Hilliard	204	823	4.0	36	5
Mayes	170	628	3.7	21	3
Heyward	74	355	4.8	73	1
Jordan	19	115	6.1	44	0
Hebert	37	79	2.1	16	0
Perriman	3	17	5.7	17	0
Martin	2	12	6.0	9	0
Hansen	1	10	10.0	10	0
Hill	2	7	3.5	5	0
Saints	512	2046	4.0	73	9
Opponents	442	1779	4.0	62	7

RECEIVING	No	Yds	Avg	LG	TD
Martin	85	1083	12.7	40	7
Hill	66	703	10.7	35	7
Hilliard	34	335	9.9	26	1
Tice	26	297	11.4	40	1
R. Clark	19	245	12.9	21	2
Perriman	16	215	13.4	33	2
Heyward	13	105	8.1	18	0
Mayes	11	103	9.4	25	0
Jordan	5	70	14.0	25	0
Brenner	5	67	13.4	24	0
Scales	2	20	10.0	14	1
Hebert	2	0	0.0	2	0
Pattison	1	8	8.0	8	0
Benson	1	5	5.0	5	0
Saints	286	3256	11.4	40	21
Opponents	277	3579	12.9	85	19

Mel Gray	25	8	305	12.2	66	1
Hill	10	4	108	10.8	31	0
Saints	35	12	413	11.8	66	1
Opponents	39	16	248	6.4	17	0
KICKOFF RET						
	No	Yds	Avg	LG	TD	
Mel Gray	32	670	20.9	39	0	
Atkins	20	424	21.2	57	0	
Mayes	7	132	18.9	33	0	
Hilliard	6	111	18.5	30	0	
Martin	3	32	10.7	18	0	
Waymer	2	39	19.5	29	0	
Saints	70	1408	20.1	57	0	
Opponents	43	823	19.1	40	0	
FIELD GOALS						
	1-19	20-29	30-39	40-49	50+	
Andersen	1/1	11/12	8/11	5/8	1/4	
Saints	1/1	11/12	8/11	5/8	1/4	
Opponents	2/2	6/7	10/13	9/10	0/2	
Andersen: (20G) (41G, 29G, 28G) (53N, 37G, 29G) (28G, 41G, 39N) (27G, 49G) (27G, 35G, 45N, 34G) (23G, 31G) (51G, 25G) (33G) (19G, 53B, 49N) (52N) () (27G, 41G, 26G, 29N, 45G) (36G) (38G, 40N, 32N) (34N, 30G)						
Opponents: (25G, 32G) (41N) () (25G, 35G, 35G) (39N, 39G) (35G) (22G, 47G, 46G, 36B, 42G) (50N) (37G, 27B, 18G, 47G, 30G) (42G, 23G) (23G) (35N, 50N) (46G, 35G) (37G) (40G, 47G, 19G) (27G, 43G, 39G)						

Score by Periods	1	2	3	4	OT	TOT
Saints	64	93	101	54	0	312
Opponents	51	111	70	51	0	283

1988 NFC WEST STANDINGS			
Saints Finish: 3rd place			
	W	L	T
San Francisco	10	6	0
L.A. Rams	10	6	0
New Orleans	10	6	0
Atlanta	5	11	0

PASSING	Att	Cmp	Yds	Cmp%	Yds/Att	TD	TD%	Int	Int%	Long	Sk/Yds	Rating
Hebert	478	280	3156	58.6	6.60	20	4.2	15	3.1	40	24/171	79.3
Wilson	16	5	73	31.3	4.56	0	0.0	1	6.3	25	0.0	21.1
Hilliard	2	1	27	50.0	13.50	1	50.0	0	0.0	0	0.0	135.4
Fourcade	1	0	0	0.0	0.00	0	0.0	0	0.0	0	0.0	39.6
Hill	1	0	0	0.0	0.00	0	0.0	0	0.0	0	0.0	39.6
Saints	498	286	3256	57.4	6.54	21	4.2	16	3.2	40	24/171	77.9
Opponents	505	277	3579	54.9	7.09	19	3.8	17	3.4	85	31/252	75.8

1989 SAINTS STATISTICS

RECORD: 9-7

FINISH: 3rd-NFC WEST

Date	W/L	Score	Opponent	Attendance
9/10	W	28-0	Dallas	66,977
9/17	L	34-35	at Green Bay	55,809
9/24	L	10-20	at Tampa Bay	44,053
10/1	L	14-16	Washington	64,358
10/8	L	20-24	San Francisco	60,488
10/15	W	29-14	New York Jets	59,521
10/22	W	40-21	at L.A. Rams	57,567
10/29	W	20-13	Atlanta	65,153
11/6	L	13-31	at San Francisco	60,667
11/12	W	28-24	at New England	47,680
11/19	W	26-17	at Atlanta	53,173
11/26	Lot	17-20	L.A. Rams	64,274
12/3	L	14-21	at Detroit	38,550
12/10	W	22-19	at Buffalo	70,037
12/18	W	30-20	Philadelphia	59,218
12/24	W	41-6	Indianapolis	49,009

TEAM STATISTICS	N.O.	OPP.
TOTAL FIRST DOWNS	304	293
Rushing	108	79
Passing	167	16
Penalty	29	16
3rd Down: Made/Att.	89/207	82/216
3rd Down Pct.	43.0	38.0
4th Down: Made/Att.	5/10	8/17
4th Down Pct.	50.0	47.1
POSSESSION AVG.	33:43	26:17
TOTAL NET YARDS	5328	5186
Avg. Per Game	333.0	324.1
Total Plays	999	997
Avg. Per Play	5.3	5.2
NET YARDS RUSHING	1948	1326
Avg. Per Game	121.8	82.9
Total Rushes	502	373
NET YARDS PASSING	3380	3860
Avg. Per Game	211.3	241.3
Sacked/Yards Lost	36/271	47/362
Gross Yards	3651	4222
Att./Completions	461/284	577/320
Completion Pct.	61.6	55.5
Had Intercepted	19	21
PUNTS/AVERAGE	71/39.1	75/39.4
NET PUNTING AVG.	71/34.2	75/32.2
PENALTIES/YARDS	90/676	105/850
FUMBLES/BALL LOST	28/12	35/18
TOUCHDOWNS	46	35
Rushing	19	10
Passing	23	23
Returns	4	2
Score by Periods	1	2
Saints	105	123
Opponents	27	96
	89	86
	3	301

SCORING	TD	Ru	Pa	Rt	PAT	FG	S	TP
Hilliard	18	13	5	0	0	108		
Andersen	0	0	0	0	44/45	20/29	0	104
E. Martin	8	0	8	0	0	48		
Brenner	4	0	4	0	0	24		
Hill	4	0	4	0	0	24		
Jordan	3	3	0	0	0	18		
Cook	1	0	0	1	0	6		
Fourcade	1	1	0	0	0	6		
Frazier	1	1	0	0	0	6		
Heyward	1	1	0	0	0	6		
Maxie	1	0	0	1	0	6		
Morse	1	0	0	1	0	6		
Shepard	1	0	0	1	0	6		
Tice	1	0	1	0	0	6		
Turner	1	0	1	0	0	6		
Forde	0	0	0	0	1	2		
Warren	0	0	0	0	1	2		

Saints	46	19	23	4	44/45	20/29	3	386
Opponents	35	10	23	2	34/35	19/24	0	301

SACKS: Swilling 16.5, Warren 9.5, Jackson 7.5, Wilks 4.0, Mills 3.0, W. Martin 2.5, Cook 1.0, Geathers 1.0, V. Johnson 1.0, Mack 1.0, **Saints: 47.0, Opp. 36.0**

RUSHING	No	Yds	Avg	LG	TD
Hilliard	344	1262	3.7	40	13
Heyward	49	183	3.7	15	1
Jordan	38	179	4.7	32	3
Frazier	25	112	4.5	21	1
Fourcade	14	91	6.5	14	1
Hebert	25	87	3.5	11	0
Morse	2	43	21.5	39	0
Turner	2	8	4.0	6	0
Winslow	1	0	0.0	0	0
Hill	1	-7	-7.0	-7	0
Perriman	1	-10	-10.0	-10	0
Saints	502	1948	3.9	40	19
Opponents	373	1326	3.6	38	10

RECEIVING	No	Yds	Avg	LG	TD
E. Martin	68	1090	16.0	53	8
Hilliard	52	514	9.9	54	5
Hill	48	636	13.3	46	4
Brenner	34	398	11.7	30	4
Turner	22	279	12.7	54	1
Perriman	20	356	17.8	47	0
Heyward	13	69	5.3	12	0
Tice	9	98	10.9	23	1
Scales	8	89	11.1	26	0
Jordan	4	53	13.3	17	0
Frazier	3	25	8.3	22	0
Shepard	2	36	18.0	23	0
Cook	1	8	8.0	8	0
Saints	284	3651	12.9	54	23
Opponents	320	4222	13.2	75	23

INTERCEPTIONS	No	Yds	Avg	LG	TD
Waymer	6	66	11.0	42	0
Massey	5	26	5.2	22	0
Cook	3	81	27.0	63	1
Maxie	3	41	13.7	26	1
Mack	2	0	0.0	0	0
Swilling	1	14	14.0	14	0
Atkins	1	-2	-2.0	-2	0
Saints	21	226	10.8	63	2
Opponents	19	265	13.9	40	1

PUNTING	No	Yds	Avg	Net	TB	IG	LG	B
Barnhardt	55	2179	39.6	35.0	4	17	56	0
Winslow	16	595	37.2	31.6	1	4	50	0
Saints	71	2774	39.1	34.2	5	21	56	0
Opponents	75	2956	39.4	33.2	2	15	63	1

PUNT RET	Ret	FC	Yds	Avg	LG	TD
Harris	27	7	196	7.3	20	0
Morse	10	1	29	2.9	16	0
Hill	7	0	41	5.9	13	0
Shepard	7	1	91	13.0	56	1
Perriman	1	0	10	10.0	10	0
Turner	1	0	7	7.0	7	0
Massey	0	0	54	---	54	0
Saints	53	9	428	8.1	57	1
Opponents	35	16	244	7.0	28	0

KICKOFF RET	No	Yds	Avg	LG	TD
Harris	19	378	19.9	39	0
Atkins	12	245	20.4	32	0
Morse	10	278	27.8	99	1
Frazier	8	157	19.6	29	0
Shepard	8	135	16.9	24	0
U. Johnson	2	34	17.0	19	0
Hill	1	13	13.0	13	0
Hilliard	1	20	20.0	20	0
Phillips	1	24	24.0	24	0
Scales	1	0	0.0	0	0
Saints	63	1284	20.4	99	1
Opponents	55	983	17.9	72	0

FIELD GOALS	1-19	20-29	30-39	40-49	50+
Andersen	0/0	7/8	10/11	3/6	0/4
Saints	0/0	7/8	10/11	3/6	0/4
Opponents	3/3	2/4	4/5	10/11	0/1

Andersen: () (38G, 32G) (54N, 33G, 47N) (52N, 36N) (49G, 39G) (42G, 29G) (39G, 27G) (32G, 23B, 44G) (39G, 23G) () (33G) (36G) (48N) (31G, 41N, 26G, 50N, 22G) (55N) (21G, 29G)
Opponents: () (34G, 37G) (48G, 19G, 18G) (41G, 44N) () () (41G, 48G) (44G) (44G) (45G, 37N) (32G, 22B, 52N, 31G) () (43G, 48G) (21G, 19G, 20B) (41G, 23G)

1989 NFC WEST STANDINGS

Saints Finish: 3rd place

	W	L	T	Pct.
San Francisco	14	2	0	.875
L.A. Rams	11	5	0	.688
New Orleans	9	7	0	.563
Atlanta	3	13	0	.188

2011 MEDIA SAINTS GUIDE

OWNERSHIP

FOOTBALL

ADMINISTRATION

RECORDS

HISTORY

PASSING	Att	Cmp	Yds	Cmp%	Yds/Att	TD	TD%	Int	Int%	Long	Sk/Yds	Rating
Hebert	353	222	2686	62.9	7.61	15	4.2	15	4.2	54t	22/171	82.7
Fourcade	107	61	930	57.0	8.69	7	6.5	4	3.7	54t	13/96	92.0
Hilliard	1	1	35	100.0	35.00	1	100.0	0	0.0	35t	0/0	158.3
Hill	0	0	0	---	---	0	---	0	---	---	1/4	---
Saints	461	284	3651	61.6	7.92	23	5.0	19	4.1	54t	36/271	85.9
Opponents	577	320	4222	55.5	7.32	23	4.0	21	3.6	75t	47/362	76.9

1990 SAINTS STATISTICS

RECORD: 8-8

FINISH: 2nd-NFC WEST

Date	W/L	Score	Opponent	Attendance
9/10	L	12-13	San Francisco	68,629
9/16	L	3-32	at Minnesota	56,272
9/23	W	28-7	Phoenix	61,110
10/7	L	27-28	at Atlanta	57,401
10/14	W	25-20	Cleveland	68,608
10/21	L	10-23	at Houston	57,908
10/28	L	10-27	Detroit	64,368
11/4	W	21-7	at Cincinnati	60,067
11/11	W	35-7	Tampa Bay	67,865
11/18	L	17-31	at Washington	52,573
11/25	W	10-7	Atlanta	68,629
12/2	L	13-17	at Dallas	60,087
12/9	W	24-20	at L.A. Rams	56,864
12/16	L	6-9	Pittsburgh	68,582
12/23	W	13-10	at San Francisco	60,112
12/31	W	20-17	L.A. Rams	68,647

TEAM STATISTICS	N.O.	OPP.
TOTAL FIRST DOWNS	253	279
Rushing	91	107
Passing	133	167
Penalty	23	21
3rd Down: Made/Att.	84/209	85/217
3rd Down Pct.	40.2	39.2
4th Down: Made/Att.	5/9	9/17
4th Down Pct.	55.6	52.9
POSSESSION AVG.	29:59	30:01
TOTAL NET YARDS	4476	4878
Avg. Per Game	279.8	304.9
Total Plays	931	986
Avg. Per Play	4.8	4.9
NET YARDS RUSHING	1850	1559
Avg. Per Game	115.6	97.4
Total Rushes	464	410
NET YARDS PASSING	2626	3319
Avg. Per Game	164.1	207.4
Sacked/Yards Lost	20/131	42/265
Gross Yards	2757	3584
Att./Completions	447/226	534/316
Completion Pct.	50.6	59.2
Had Intercepted	23	8
PUNTS/AVERAGE	71/42.1	74/40.9
NET PUNTING AVG.	71/36.2	74/34.9
PENALTIES/YARDS	108/829	87/655
FUMBLES/BALL LOST	29/16	35/19
TOUCHDOWNS	30	30
Rushing	14	8
Passing	15	21
Returns	1	1

Score by Periods	1	2	3	4	OT	TOT
Saints	54	82	48	90	0	274
Opponents	30	82	76	87	0	275

SCORING	TD	Ru	Pa	Rt	Pat	FG	S	TP
Andersen	0	0	0	0	29/29	21/27	0	92
Mayes	7	7	0	0	0	0	0	42
E. Martin	5	0	5	0	0	0	0	30
Heyward	4	4	0	0	0	0	0	24
Turner	4	0	4	0	0	0	0	24
Brenner	2	0	2	0	0	0	0	12
Fenerty	2	2	0	0	0	0	0	12
Perriman	2	0	2	0	0	0	0	12
Fourcade	1	1	0	0	0	0	0	6
Hilliard	1	0	1	0	0	0	0	6
Maxie	1	0	0	1	0	0	0	6
Scales	1	0	1	0	0	0	0	6
Saints	30	14	15	1	29/29	21/27	1	274
Opponents	30	8	21	1	30/30	21/35	1	275

SACKS: Swilling 11.0, Turnbull 9.0, Jackson 6.0, Wilks 5.5, W. Martin 4.0, Atkins 3.0, Cook 1.0, Johnson 1.0, Simmons 1.0, Mills 0.5, **Saints 42.0, Opp. 20.0**

RUSHING	No	Yds	Avg	LG	TD
Heyward	129	599	4.6	47t	4
Mayes	138	510	3.7	18	7
Fenerty	73	355	4.9	60t	2
Hilliard	90	284	3.2	17	0
Walsh	15	77	5.1	12	1
Fourcade	19	25	1.3	18	0
Saints	464	1850	4.0	60t	14
Opponents	410	1559	3.8	35	8

RECEIVING	No	Yds	Avg	LG	TD
E. Martin	63	912	14.5	58	5
Perriman	36	382	10.6	29	2
Turner	21	396	18.9	68t	4
Fenerty	18	209	11.6	28	0
Heyward	18	121	6.7	12	0
Brenner	17	213	12.5	31	2
Hilliard	14	125	8.9	20	1
Tice	12	121	10.1	66	0
Mayes	11	113	10.3	19	0
Scales	8	64	8.0	20	1
Alphinn	4	57	14.3	17	0
Hill	3	35	11.7	13	0
Hilgenberg	1	9	9.0	9	0
Saints	226	2757	12.2	68t	15
Opponents	316	3584	11.3	51t	21

INTERCEPTIONS	No	Yds	Avg	LG	TD
Maxie	2	88	44.0	50t	1
Cook	2	55	27.5	50	0
Atkins	2	15	7.5	15	0
Thompson	2	0	0.0	0	0
Saints	8	158	19.8	50t	1
Opponents	23	283	12.3	73	0

PUNTING	No	Yds	Avg	Net	TB	I20	LG	B
Barnhardt	70	2990	42.7	36.2	6	20	65	1
Saints	70	2990	42.7	36.2	6	20	65	1
Opponents	74	3024	40.9	34.9	2	18	57	1

PUNT RET	Ret	FC	Yds	Avg	LG	TD
V. Buck	37	8	305	8.2	33	0
Morse	8	1	95	11.9	18	0
Saints	45	9	400	8.9	33	0
Opponents	43	12	302	7.0	24	0

KICKOFF RET	No	Yds	Avg	LG	TD
Fenerty	28	572	20.4	58	0
Atkins	19	471	24.8	50	0
Morse	4	56	14.0	18	0
V. Buck	3	38	12.7	17	0
Mayes	2	39	19.5	21	0
Heyward	1	12	12.0	12	0
Mack	1	17	17.0	17	0
Saints	58	1205	20.8	58	0
Opponents	36	583	16.2	56	0

FIELD GOALS	1-19	20-29	30-39	40-49	50+
Andersen	0/0	5/5	5/6	8/12	3/4
Saints	0/0	5/5	5/6	8/12	3/4
Opponents	1/1	3/3	10/13	6/10	1/8

Andersen: (41G, 39G, 28G, 32G) (37G) () (46G, 23G) (52G, 39N) (20G, 40B) (47G) (48N) () (38G) (43N, 20G) (43G, 50G) (48G) (50G, 43G) (30G, 40G) (51N, 48N, 41G, 24G)

Opponents: (52G, 55N, 52N, 47N, 38G) (30G, 48G, 38G) (52N, 37B) (40N) (37G, 39G) (43G, 45G, 33G) (39N, 52N, 25G, 39G) (43N) () (39G) (51N, 51N) (47G) (38G, 18G) (46N, 29G, 42G, 43G) (59N, 30G) (30N, 24G)

1990 NFC WEST STANDINGS				
Saints Finish: 2nd place				
	W	L	T	Pct.
San Francisco	14	2	0	.875
New Orleans	8	8	0	.500
L.A. Rams	5	11	0	.313
Atlanta	5	11	0	.313

PASSING	Att	Cmp	Yds	Cmp%	Yds/Att	TD	TD%	Int	Int%	Long	Sk/Yds	Rating
Walsh	327	175	1970	53.5	6.02	12	3.7	13	4.0	58	10/76	67.5
Fourcade	116	50	785	43.1	6.77	3	2.6	8	6.9	68t	8/44	46.1
Kramer	3	1	2	33.3	0.67	0	0.0	1	33.3	2	2/11	2.8
Heyward	1	0	0	0.0	0.00	0	0.0	1	100.0	0	0/0	0.0
Saints	447	226	2757	50.6	6.17	15	3.4	23	5.1	68t	20/131	59.7
Opponents	534	316	3584	59.2	6.71	21	3.9	8	1.5	51t	42/265	86.2

1991SAINTSSTATISTICS

RECORD: 11-5
FINISH: 1st-NFC WEST

Date	W/L	Score	Opponent	Attendance
9/1	W	27-24	Seattle	68,492
9/8	W	17-10	at Kansas City	74,816
9/15	W	24-7	L.A. Rams	68,583
9/22	W	26-0	Minnesota	68,591
9/29	W	27-6	at Atlanta	56,556
10/3	W	13-6	at Philadelphia	64,224
10/20	W	23-7	Tampa Bay	68,591
10/27	L	17-20	Chicago	68,591
11/3	W	24-17	at L.A. Rams	58,713
11/10	W	10-3	San Francisco	68,591
11/17	L	21-24	at San Diego	48,420
11/24	Lot	20-23	Atlanta	68,591
12/1	L	24-38	at San Francisco	62,092
12/8	L	14-23	at Dallas	64,530
12/16	W	27-0	L.A. Raiders	68,625
12/22	W	27-3	at Phoenix	30,928

TEAM STATISTICS	N.O.	OPP.				
TOTAL FIRST DOWNS	267	214				
Rushing	93	63				
Passing	157	139				
Penalty	17	12				
3rd Down: Made/Att.	86/228	49/188				
3rd Down Pct.	37.7	26.1				
4th Down: Made/Att.	5/10	4/13				
4th Down Pct.	50.0	30.8				
POSSESSION AVG.	33:58	26:02				
TOTAL NET YARDS	4968	3933				
Avg. Per Game	310.5	245.8				
Total Plays	1008	875				
Avg. Per Play	4.9	4.5				
NET YARDS RUSHING	1709	1213				
Avg. Per Game	106.8	75.8				
Total Rushes	483	334				
NET YARDS PASSING	3259	2720				
Avg. Per Game	203.7	170.0				
Sacked/Yards Lost	19/160	50/337				
Gross Yards	3419	3057				
Att./Completions	506/292	491/259				
Completion Pct.	57.7	52.7				
Had Intercepted	15	29				
PUNTS/AVERAGE	87/43.0	88/42.3				
NET PUNTING AVG.	87/35.3	88/37.1				
PENALTIES/YARDS	101/801	95/711				
FUMBLES/BALL LOST	24/15	34/19				
TOUCHDOWNS	38	23				
Rushing	15	6				
Passing	20	12				
Returns	3	5				
Score by Periods	1	2	3	4	OT	TOT
Saints	61	120	75	85	0	341
Opponents	23	59	54	72	3	211

SCORING	TD	Ru	Pa	Rt	PAT	FG	S	TP
Andersen	0	0	0	0	38/38	25/32	0	113
Turner	8	0	8	0	0	48	0	0
Fenerty	5	3	2	0	0	30	0	0
Heyward	5	4	1	0	0	30	0	0
Hilliard	5	4	1	0	0	30	0	0
E. Martin	4	0	4	0	0	24	0	0
Jordan	3	2	1	0	0	18	0	0
Early	2	0	2	0	0	12	0	0
McAfee	2	2	0	0	0	12	0	0
Carroll	1	0	1	0	0	6	0	0
Maxie	1	0	0	1	0	6	0	0
Swilling	1	0	0	1	0	6	0	0
Warren	1	0	0	1	0	6	0	0
Saints	38	15	20	3	38/38	25/32	0	341
Opponents	23	6	12	5	22/23	17/21	0	211

RUSHING	No	Yds	Avg	LG	TD
McAfee	109	494	4.5	34	2
Fenerty	139	477	3.4	54	3
Heyward	76	260	3.4	15	4
Hilliard	79	252	3.2	65	4
Jordan	47	150	3.2	25	2
Hebert	18	56	3.1	16	0
Early	3	13	4.3	6	0
Morse	3	7	2.3	8	0
Barnhardt	1	0	0.0	0	0
Walsh	8	0	0.0	3	0
Saints	483	1709	3.5	65	15
Opponents	334	1213	3.6	33	6
RECEIVING	No	Yds	Avg	LG	TD
E. Martin	66	803	12.2	30	4
Turner	64	927	14.5	65	8
Early	32	541	16.9	52	2
Fenerty	26	235	9.0	50	2
Tice	22	230	10.5	22	0
Hilliard	21	127	6.0	14	1
Carroll	18	184	10.2	31	1
Brenner	16	179	11.2	21	0
Jordan	15	92	6.1	19	1
Heyward	4	34	8.5	22	1
Newman	3	33	11.0	14	0
Scales	3	23	7.7	14	0
McAfee	1	8	8.0	8	0
Wainright	1	3	3.0	3	0
Saints	292	3419	11.7	65	20
Opponents	259	3057	11.8	80	12

INTERCEPTIONS	No	Yds	Avg	LG	TD
Atkins	5	198	39.6	79	0
V. Buck	5	12	2.4	12	0
Glenn	4	35	8.8	18	0
Jones	3	61	20.3	51	0
Cook	3	54	18.0	22	0
Maxie	3	33	11.0	31	1
Mills	2	13	6.5	8	0
Swilling	1	39	39.0	39	1
V. Johnson	1	19	19.0	19	0
Thompson	1	14	14.0	14	0
Petry	1	4	4.0	4	0
Saints	29	482	16.6	79	2
Opponents	15	257	17.1	59	2

PUNTING	No	Yds	Avg	Nt	TD	LG	B
Barnhardt	86	3743	43.5	35.3	10	20	61
Saints	87	3743	43.0	35.3	10	20	61
Opponents	88	3725	42.3	37.1	7	20	64

PUNT RET	Ret	FC	Yds	Avg	LG	TD
V. Buck	31	13	260	8.4	52	0
Fenerty	12	6	55	4.6	13	0
Morse	1	0	2	2.0	2	0
Saints	44	19	317	7.2	52	0
Opponents	50	11	470	9.4	40	0

KICKOFF RET	No	Yds	Avg	LG	TD
Atkins	20	368	18.4	27	0
Jennings	12	213	17.8	24	0
Early	9	168	18.7	34	0
Morse	3	60	20.0	21	0
Fenerty	2	28	14.0	14	0
Jordan	2	18	9.0	18	0
Glenn	1	10	10.0	10	0
McAfee	1	14	14.0	14	0
Saints	50	879	17.6	34	0
Opponents	35	851	24.3	98	2

FIELD GOALS	1-19	20-29	30-39	40-49	50+
Andersen	0/0	6/6	11/13	6/9	2/4
Saints	0/0	6/6	11/13	6/9	2/4
Opponents	1/1	3/3	5/6	6/7	2/4

Andersen: (47G, 31G) (40G) (42G) (34G, 30G, 38G, 26G) (23G, 31G) (36G, 43N, 26G) (32G, 28G, 48G, 40N) (60G) (45G, 37N) (21G) (39N) (39G, 31G, 55N) (52G) (54N) (37G, 41N, 42G) (27G, 39G)					
Opponents: (37G, 37N) (23G) () () () (48G, 41G) () (34G, 48G, 51N) (31G) (32G, 44N) (19G) (25G, 27G, 50G) (42G) (50G, 41G, 40G) (52N) (38G)					

1991 NFC WEST STANDINGS

Saints Finish: 1st place	W	L	T	Pct.
New Orleans	11	5	0	.688
Atlanta	10	6	0	.625
San Francisco	10	6	0	.625
L.A. Rams	3	13	0	.188

PASSING	Att	Cmp	Yds	Cmp%	Yds/Att	TD	TD%	Int	Int%	Long	Sk/Yds	Rating
Walsh	255	141	1638	55.3	6.42	11	4.3	6	2.4	41	3/26	79.5
Hebert	248	149	1676	60.1	6.76	9	3.6	8	3.2	65	16/134	79.0
M. Buck	2	1	61	50.0	30.50	0	0.0	1	50.0	61	0/0	56.3
Heyward	1	1	44	100.0	44.00	0	0.0	0	0.0	44	0/0	118.8
Saints	506	292	3419	57.7	6.76	20	4.0	15	3.0	65	19/160	79.2
Opponents	491	259	3057	52.7	6.23	12	2.4	29	5.9	80	50/337	55.5

2011 MEDIA
SAINTS GUIDE

OWNERSHIP

FOOTBALL

ADMINISTRATION

RECORDS

HISTORY

1992 SAINTS STATISTICS

RECORD: 12-4

FINISH: 2nd-NFC WEST

Date	W/L	Score	Opponent	Attendance
9/6	L	13-15	at Philadelphia	63,513
9/13	W	28-6	Chicago	68,591
9/20	W	10-7	at Atlanta	67,328
9/27	L	10-16	San Francisco	68,591
10/4	W	13-7	at Detroit	66,971
10/11	W	13-10	L.A. Rams	68,591
10/18	W	30-21	at Phoenix	27,735
11/1	W	23-21	Tampa Bay	68,591
11/8	W	31-14	at New England	45,413
11/15	L	20-21	at San Francisco	64,895
11/23	W	20-3	Washington	68,591
11/29	W	24-13	Miami	68,591
12/3	W	22-14	Atlanta	68,591
12/13	W	37-14	at L.A. Rams	47,355
12/20	L	16-20	Buffalo	68,591
12/26	W	20-0	at New York Jets	45,614

SCORING	TD	Ru	Pa	Rt	PT	FG	S	TP
Andersen	0	0	0	0	33/34	29/34	0	120
Hilliard	7	3	4	0	0	0	42	
Early	5	0	5	0	0	0	30	
E. Martin	5	0	5	0	0	0	30	
Dunbar	3	3	0	0	0	0	18	
Heyward	3	3	0	0	0	0	18	
Small	3	0	3	0	0	0	18	
Carroll	2	0	2	0	0	0	12	
V. Buck	2	0	2	0	0	0	12	
Mills	1	0	0	1	0	0	6	
Cook	1	0	0	1	0	0	6	
Jones	1	0	0	1	0	0	6	
McAfee	1	1	0	0	0	0	6	
Mills	1	0	0	1	0	0	6	
Saints	35	10	19	6	33/34	29/34	0	330
Opponents	24	8	13	3	22/24	12/17	0	202

INTERCEPTIONS	No	Yds	Avg	LG	TD
Cook	6	90	15.0	48t	1
Atkins	3	0	0.0	0	0
Jones	2	71	35.5	71t	1
V. Buck	2	51	25.5	34t	1
Taylor	2	20	10.0	20	0
Maxie	2	12	6.0	8	0
Mills	1	10	10.0	10	0
Saints	18	254	14.1	71t	3
Opponents	16	280	17.5	56t	2

TEAM STATISTICS	N.O.	OPP.
TOTAL FIRST DOWNS	267	246
Rushing	92	86
Passing	155	146
Penalty	20	14
3rd Down: Made/Att.	75/197	71/209
3rd Down Pct.	38.1	34.0
4th Down: Made/Att.	3/8	8/18
4th Down Pct.	37.5	44.4
POSSESSION AVG.	31:10	28:50
TOTAL NET YARDS	4806	4075
Avg. Per Game	300.4	254.7
Total Plays	895	949
Avg. Per Play	5.4	4.3
NET YARDS RUSHING	1628	1605
Avg. Per Game	101.8	100.3
Total Rushes	454	381
NET YARDS PASSING	3178	2470
Avg. Per Game	198.6	154.4
Sacked/Yards Lost	15/119	57/376
Gross Yards	3297	2846
Att./Completions	426/251	511/287
Completion Pct.	58.9	56.2
Had Intercepted	16	18
PUNTS/AVERAGE	67/44.0	89/41.2
NET PUNTING AVG.	67/37.7	89/37.0
PENALTIES/YARDS	60/567	77/729
FUMBLES/BALL LOST	27/13	37/20
TOUCHDOWNS	35	24
Rushing	10	8
Passing	19	13
Returns	6	3

SACKS: W. Martin 15.5, Jackson 13.5, Swilling 10.5, Warren 4.0, Wilks 4.0, Mills 3.0, Turnbull 1.5, Cook 1.0, Johnson 1.0, Maxie 1.0, Miller 1.0, V. Buck 0.5, Smeenge 0.5, Saints 57.0, Opp. 15.0

RUSHING	No	Yds	Avg	LG	TD
Dunbar	154	565	3.7	25	3
Heyward	115	445	3.9	22	3
Heyward	104	416	4.0	23	3
McAfee	39	114	2.9	19	1
Hebert	32	95	3.0	18	0
Early	3	-1	-3.3	7	0
Barnhardt	4	-2	-0.5	12	0
M. Buck	3	-4	-1.3	-1	0
Saints	454	1628	3.6	25	10
Opponents	381	1605	4.2	41	8

RECEIVING	No	Yds	Avg	LG	TD
E. Martin	68	1041	15.3	52t	5
Hilliard	48	465	9.7	41	4
Early	30	566	18.9	59t	5
Small	23	278	12.1	33	3
Heyward	19	159	8.4	21	0
Carroll	18	292	16.2	72t	2
Brenner	12	161	13.4	23	0
Wainwright	9	143	15.9	29	0
Dunbar	9	62	6.9	13	0
Turner	5	43	8.6	18	0
Stowers	4	23	5.8	8	1
Newman	3	21	7.0	8	0
McAfee	1	16	16.0	16	0
Dowdell	1	6	6.0	6	0
Lipps	1	1	1.0	1	0
Cooper	0	20	---	20	0
Saints	251	3297	13.1	72t	19
Opponents	287	2846	9.9	44	13

PUNTING	No	Yds	Avg	Net	TB	I20	LG	B
Barnhardt	67	2947	44.0	37.7	10	19	62	0
Saints	67	2947	44.0	37.7	10	19	62	0
Opponents	89	3666	41.2	37.0	7	18	59	1

PUNT RET	Ret	FC	Yds	Avg	LG	TD
Newman	23	10	158	6.9	18	0
Dowdell	12	6	37	3.1	34	0
Lipps	5	1	22	4.4	16	0
Turner	3	0	10	3.3	5	0
V. Buck	2	4	4	2.0	3	0
Saints	45	21	231	5.1	34	0
Opponents	31	21	218	7.0	34	0

KICKOFF RET	No	Yds	Avg	LG	TD
McAfee	19	393	20.7	38	0
Dunbar	10	187	18.7	27	0
Hilliard	7	130	18.6	48	0
Newman	3	62	20.7	29	0
Heyward	1	14	14.0	14	0
Jordan	1	18	18.0	18	0
Kennard	1	11	11.0	11	0
Saints	42	815	19.4	48	0
Opponents	40	923	23.1	60	0

FIELD GOALS	1-19	20-29	30-39	40-49	50+
Andersen	0/0	10/10	8/10	8/11	3/3
Saints	0/0	10/10	8/10	8/11	3/3
Opponents	1/1	3/3	5/7	3/4	0/2

1992 NFC WEST STANDINGS	W	L	T	Pct.
San Francisco	14	2	0	.875
New Orleans	12	4	0	.750
Atlanta	6	10	0	.375
L.A. Rams	6	10	0	.375

PASSING	Att	Cmp	Yds	Cmp%	Yds/Att	TD	TD%	Int	Int%	Long	Sk/Yds	Rating
Hebert	422	249	3287	59.0	7.79	19	4.5	16	3.8	72t	15/119	82.9
M. Buck	4	2	10	50.0	2.50	0	0.0	0	0.0	0	0/0	56.3
Team	426	251	3297	58.9	7.74	19	4.5	16	3.8	72t	15/119	82.6
Opponents	511	287	2846	56.2	5.57	13	2.5	18	3.5	44	57/376	65.9

2011 MEDIA SAINTS GUIDE

OWNERSHIP

FOOTBALL

ADMINISTRATION

RECORDS

HISTORY

NEWORLEANS SAINTS.COM 425

1994 SAINTS STATISTICS

RECORD: 7-9

FINISH: 2nd-NFC WEST

Date	W/L	Score	Opponent	Attendance
9/4	L	17-30	Kansas City	69,362
9/11	L	24-38	Washington	58,049
9/18	W	9-7	at Tampa Bay	45,522
9/25	L	13-24	at San Francisco	63,971
10/2	W	27-22	New York Giants	55,076
10/9	L	7-17	at Chicago	63,822
10/16	L	22-36	San Diego	50,565
10/23	W	37-34	L.A. Rams	47,908
11/6	L	20-21	at Minnesota	57,564
11/13	W	33-32	Atlanta	60,313
11/20	L	19-24	at L.A. Raiders	41,722
11/28	L	14-35	San Francisco	61,304
12/4	W	31-15	at L.A. Rams	34,960
12/11	W	29-20	at Atlanta	61,307
12/19	L	16-24	Dallas	67,323
12/24	W	30-28	at Denver	64,445

SCORING	TD	Ru	Pa	Rt	Pat	FG	S	TP
Andersen	0	0	0	0	32/32	28/39	0	116
Bates	6	6	0	0	0	0	0	36
Small	5	0	5	0	0	0	0	32
Haynes	5	0	5	0	0	0	0	30
Walls	4	0	4	0	0	0	0	26
Brown	4	3	1	0	0	0	0	24
Early	4	0	4	0	0	0	0	24
Hughes	4	0	0	4	0	0	0	24
Smith	3	0	3	0	0	0	0	18
Muster	1	1	0	0	0	0	0	6
Neal	1	1	0	0	0	0	0	6
J. Williams	1	0	0	1	0	0	0	6
Saints	38	11	22	5	32/32	28/39	0	348
Opponents	45	10	28	7	41/41	30/37	0	407

2 Pt. Conv.: Small, Walls, Saints 2-6, Opp. 3-4
 SACKS: Conner 10.5, Wayne Martin 10.0, Turnbull 6.5, Warren 4.0, Buck 1.0, J. Johnson 1.0, Legette 1.0, Mills 1.0, Tubbs 1.0, Saints 36.0, Opp. 24.0

RUSHING	No	Yds	Avg	LG	TD
Bates	151	579	3.8	40	6
Neal	146	489	3.3	16	3
Brown	30	90	3.0	12	1
Haynes	4	43	10.8	15	0
Ned	11	36	3.3	15	0
Everett	15	35	2.3	14	0
Barnhardt	1	21	21.0	21	0
W. Wilson	7	15	2.1	9	0
Early	2	10	5.0	8	0
Dunbar	3	9	3.0	3	0
Hughes	2	6	3.0	7	0
Muster	1	3	3.0	3t	1
Saints	373	1336	3.6	40	11
Opponents	458	1758	3.8	25t	10

RECEIVING	No	Yds	Avg	LG	TD
Early	82	894	10.9	33	4
Haynes	77	985	12.8	78t	5
Small	49	719	14.7	75t	5
Brown	44	428	9.7	37	1
Smith	41	330	8.0	19	3
Walls	38	406	10.7	31	4
Ned	13	86	6.6	19	0
Muster	10	88	8.8	21	0
Bates	8	62	7.8	14	0
Neal	2	9	4.5	5	0
Mitchell	1	13	13.0	13	0
W. Williams	1	7	7.0	7	0
Saints	366	4027	11.0	78t	22
Opponents	353	4007	11.4	59	28

INTERCEPTIONS	No	Yds	Avg	LG	TD
Spencer	5	24	4.8	11	0
James E. Williams	2	42	21.0	33t	1
Hughes	2	31	15.5	31	0
Lee	2	3	1.5	3	0
Conner	1	56	56.0	56	0
Clark	1	30	30.0	30	0
Mills	1	10	10.0	10	0
Lumpkin	1	1	1.0	1	0
Buck	1	0	0.0	0	0
Tubbs	1	0	0.0	0	0
Saints	17	197	11.6	56	1
Opponents	18	386	21.4	74t	3

PUNTING	No	Yds	Avg	Net	TB	I20	LG	B
Barnhardt	67	2920	43.6	33.5	9	14	57	0
Saints	67	2920	43.6	33.5	9	14	57	0
Opponents	60	2558	42.6	37.4	8	22	63	0

PUNT RET	Ret	FC	Yds	Avg	LG	TD
Hughes	21	8	143	6.8	35	0
Mitchell	3	2	9	3.0	5	0
Legette	1	0	0	0.0	0	0
Saints	25	10	152	6.1	35	0
Opponents	40	8	495	12.4	103t	2

KICKOFF RET	No	Yds	Avg	LG	TD
Hughes	63	1556	24.7	98t	0
Ned	7	77	11.0	19	0
Mitchell	6	129	21.5	30	0
Smith	2	10	5.0	10	0
Bates	1	20	20.0	26	0
Brown	1	3	3.0	3	0
Dunbar	1	28	28.0	28	0
Neal	1	17	17.0	15	0
Saints	82	1840	22.4	98t	2
Opponents	63	1493	23.7	86	0

FIELD GOALS	1-19	20-29	30-39	40-49	50+
Andersen	0/0	9/9	11/14	8/10	0/6
Saints	0/0	9/9	11/14	8/10	0/6
Opponents	0/0	8/10	12/13	9/11	1/3
Andersen	(48G, 52N)	(29G, 53N)	(43G, 31G, 43G)	(22G, 26G, 50N)	(29G, 32G) (50B, 36N)
Ned	(54N, 38N)	(21G, 40G, 37G)	(44G, 26G)	(34G, 39G) (51N) ()	(46G) (45G, 33G, 31G, 34G, 35G) (40N, 21G, 32G, 29G) (26G, 44B, 32B, 37G, 40G)
Opponents	(24G, 26N, 22G, 27G) (31G) (54N) (43G, 55N) (41G, 32G, 48B, 35G) (46G, 36N) (49G, 31G, 29G, 29G, 28G) (47G, 32G) () (23G, 33G, 30G, 31G, 48G, 30G) (46B, 51G) (40G, 48G) () (42G, 21G) (30G, 20B) (32G, 30G)				

1994 NFC WEST STANDINGS

Saints Finish: 2nd place	W	L	T	Pct.
San Francisco	13	3	0	.813
New Orleans	7	9	0	.438
Atlanta	7	9	0	.438
L.A. Rams	4	12	0	.250

PASSING	Att	Cmp	Yds	Cmp%	Yds/Att	TD	TD%	Int	Int%	Long	Sk/Yds	Rating
Everett	540	346	3855	64.1	7.14	22	4.1	18	3.3	78t	21/164	84.9
W. Wilson	28	20	172	71.4	6.14	0	0.0	0	0.0	16	3/17	87.2
Barnhardt	1	0	0	0.0	0.00	0	0.0	0	0.0	0	0/0	39.6
Saints	569	366	4027	64.3	7.08	22	3.9	18	3.2	78t	24/181	84.9
Opponents	559	353	4007	63.1	7.17	28	5.0	17	3.0	59	36/196	88.6

HISTORY

1996 SAINTS STATISTICS

RECORD: 3-13

FINISH: 5th-NFC WEST

Date	W/L	Score	Opponent	Attendance
9/1	L	11-27	at San Francisco	63,970
9/8	L	20-22	Carolina	43,288
9/15	L	15-30	at Cincinnati	45,412
9/22	L	14-28	Arizona	34,316
9/29	L	10-17	at Baltimore	61,063
10/6	W	17-13	Jacksonville	34,231
10/13	W	27-24	Chicago	43,512
10/20	L	7-19	at Carolina	70,888
11/03	L	17-24	San Francisco	53,297
11/10	L	14-31	Houston	34,121
11/17	L	15-17	at Atlanta	43,119
11/24	L	7-13	at Tampa Bay	40,203
12/1	L	10-26	St. Louis	26,310
12/8	L	15-31	Atlanta	32,923
12/15	W	17-3	at New York Giants	52,530
12/21	L	13-14	at St. Louis	57,681

SCORING	TD	Ru	Pa	Rt	Pat	FG	S	TP
Brien	0	0	0	0	18/18	21/25	0	81
Haynes	4	0	4	0	0	0	0	26
Bates	4	4	0	0	0	0	0	24
Zellers	4	4	0	0	0	0	0	24
Jeffries	3	0	3	0	0	0	0	18
Small	3	1	2	0	0	0	0	18
Neal	2	1	1	0	0	0	0	12
DeRamus	1	0	1	0	0	0	0	6
Guess	1	0	1	0	0	0	0	6
T. Johnson	1	0	1	0	0	0	0	6
B. Jones	1	0	0	1	0	0	0	6
Wilmsmeyer	0	0	0	0	0	0	0	2
Saints	24	10	13	1	18/18	21/25	0	229
Opponents	34	11	22	1	32/32	33/42	0	339

INTERCEPTIONS	No	Yds	Avg	LG	TD
Newman	3	40	13.3	21	0
Jackson	3	24	8.0	10	0
McMillian	2	4	2.0	4	0
Molden	2	2	1.0	2	0
Allen	1	33	33.0	33	0
Tubbs	1	11	11.0	11	0
Saints	12	114	9.5	33	0
Opponents	17	93	5.5	35	0

TEAM STATISTICS	N.O.	OPP.
TOTAL FIRST DOWNS	232	287
Rushing	77	104
Passing	135	152
Penalty	20	31
3rd Down: Made/Att.	65/207	85/232
3rd Down: Pct.	31.4	36.6
4th Down: Made/Att.	6/19	9/16
4th Down: Pct.	31.6	56.3
POSSESSION AVG.	27:33	32:27
TOTAL NET YARDS	4206	4910
Avg. Per Game	262.9	306.7
Total Plays	923	1027
Avg. Per Play	4.6	4.8
NET YARDS RUSHING	1308	2076
Avg. Per Game	81.8	129.8
Total Rushes	386	521
NET YARDS PASSING	2898	2834
Avg. Per Game	181.1	177.1
Sacked/Yards Lost	22/171	41/283
Gross Yards	3069	3117
Att./Completions	515/295	465/267
Completion Pct.	57.3	57.4
Had Intercepted	17	12
PUNTS/AVERAGE	87/40.8	74/43.0
NET PUNTING AVG.	87/32.5	74/40.1
PENALTIES/YARDS	114/853	102/823
FUMBLES/BALL LOST	30/20	25/10
TOUCHDOWNS	24	34
Rushing	10	11
Passing	13	22
Returns	1	1

SACKS: Martin 11.0, J. Johnson 7.5, Turnbull 6.5, Mickell 3.0, Broughton 2.0, Fields 2.0, Harvey 2.0, Molden 2.0, B. Smith 2.0, Robbins 1.0, Stokes 1.0, Tubbs 1.0, Saints 41.0, Opp. 22.0

RUSHING	No	Yds	Avg	LG	TD
Bates	164	584	3.6	33	4
Zellers	120	475	4.0	63	4
Neal	21	58	2.8	11	1
Whittle	20	52	2.6	15	0
Small	4	51	12.8	22	1
Ea. Hunter	14	44	3.1	9	0
Brown	13	30	2.3	12	0
Haynes	2	7	3.5	5	0
Nussmeier	3	6	2.0	6	0
Everett	22	3	0.1	3	0
DeRamus	1	2	2.0	2	0
Guess	2	-4	-2.0	-1	0
Saints	386	1308	3.4	63	10
Opponents	521	2076	4.0	70	11

RECEIVING	No	Yds	Avg	LG	TD
Small	50	558	11.2	41	2
Haynes	44	786	17.9	51	4
Neal	31	194	6.3	23	1
Lusk	27	210	7.8	24	0
Whittle	26	162	6.2	28	0
Jeffries	20	215	10.8	27	3
Ea. Hunter	17	138	8.1	22	1
DeRamus	15	182	12.1	28	1
I. Smith	15	144	9.6	37	0
Bates	13	44	3.4	15	0
Zellers	9	45	5.0	12	0
Brown	8	54	6.8	18	0
Green	7	91	13.0	23	0
T. Johnson	7	76	10.9	17	1
Haynes	4	101	25.3	50	0
Guess	2	69	34.5	57	1
Saints	295	3069	10.4	57	13
Opponents	267	3117	11.7	70	22

PUNTING	No	Yds	Avg	Net	TB	I20	LG	B
Wilmsmeyer	87	3551	40.8	32.5	9	16	63	0
Saints	87	3551	40.8	32.5	9	16	63	0
Opponents	74	3184	43.0	40.1	3	25	67	0

Score by Periods	1	2	3	4	OT	TOT
Saints	42	58	38	91	0	229
Opponents	80	105	78	76	0	339

1996 NFC WEST STANDINGS	W	L	T	Pct.
Saints Finish: 5th place				
Carolina	12	4	0	.750
San Francisco	12	4	0	.750
St. Louis	6	10	0	.375
Atlanta	3	13	0	.188
New Orleans	3	13	0	.188

PASSING	Att	Cmp	Yds	Cmp%	Yds/Att	TD	TD%	Int	Int%	Long	Sk/Yds	Rating
Everett	464	267	2797	57.5	6.03	12	2.6	16	3.4	51	19/154	69.4
Nussmeier	50	28	272	56.0	5.44	1	2.0	1	2.0	57	3/17	69.8
Ea. Hunter	1	0	0	0.0	0.00	0	0.0	0	0.0	0	0/0	39.6
Saints	515	295	3069	57.3	5.96	13	2.5	17	3.3	57	22/171	69.3
Opponents	465	267	3117	57.4	6.70	22	4.7	12	2.6	70	41/283	82.9

1997 SAINTS STATISTICS

RECORD: 6-10

FINISH: 4th-NFC WEST

Date	W/L	Score	Opponent	Attendance
8/31	L	24-38	at St. Louis	64,575
9/7	L	6-20	San Diego	65,760
9/14	L	7-33	at San Francisco	61,838
9/21	W	35-17	Detroit	50,016
9/28	L	9-14	at New York Giants	68,891
10/5	W	20-17	at Chicago	58,865
10/12	L	17-23	Atlanta	65,619
10/19	L	0-13	Carolina	50,963
10/26	L	0-23	San Francisco	60,443
11/9	W	13-10	at Oakland	40,091
11/16	Wot	20-17	Seattle	50,493
11/23	L	3-20	at Atlanta	48,620
11/30	W	16-13	at Carolina	57,957
12/7	L	27-34	St. Louis	54,803
12/14	W	27-10	Arizona	45,517
12/21	L	13-25	at Kansas City	66,772

TEAM STATISTICS	N.O.	OPP.
TOTAL FIRST DOWNS	229	280
Rushing	78	95
Passing	127	167
Penalty	24	17
3rd Down: Made/Att.	54/207	102/252
3rd Down: Pct.	26.1	40.5
4th Down: Made/Att.	14/22	7/12
4th Down: Pct.	63.6	58.3
POSSESSION AVG.	27:47	32:13
TOTAL NET YARDS	4045	4645
Avg. Per Game	252.8	290.3
Total Plays	925	1073
Avg. Per Play	4.4	4.3
NET YARDS RUSHING	1461	1764
Avg. Per Game	91.3	110.3
Total Rushes	417	496
NET YARDS PASSING	2584	2881
Avg. Per Game	161.5	180.1
Sacked/Yards Lost	50/317	59/408
Gross Yards	2901	3289
Att./Completions	458/228	518/293
Completion Pct.	49.8	56.6
Had Intercepted	34	16
PUNTS/AVERAGE	88/45.9	92/39.9
NET PUNTING AVG.	88/34.9	92/33.0
PENALTIES/YARDS	101/811	110/895
FUMBLES/BALL LOST	34/22	31/15
TOUCHDOWNS	24	35
Rushing	9	11
Passing	13	21
Returns	2	3

Score by Periods	1	2	3	4	OT	TOT
Saints	22	76	38	98	3	237
Opponents	70	107	51	99	0	327

SCORING	TD	Ru	Pa	Rt	PAT	FG	S	TP
Brien	0	0	0	0	22/22	23/27	0	91
Hastings	5	0	5	0	0	0	32	0
Bates	4	4	0	0	0	0	24	0
Zellers	4	4	0	0	0	0	24	0
Guilford	2	0	1	1	0	0	12	0
Hill	2	0	2	0	0	0	12	0
Pooler	2	0	2	0	0	0	12	0
Farquhar	1	0	1	0	0	0	6	0
Fields	1	0	0	1	0	0	6	0
Hobbs	1	0	1	0	0	0	6	0
Shuler	1	1	0	0	0	0	6	0
L. Smith	1	0	1	0	0	0	6	0
Saints	24	9	13	2	22/22	23/27	0	237
Opponents	35	11	21	3	33/33	28/36	0	327
2 Pt. Conv.: Hastings, Saints 1-2, Opp. 0-2								

SACKS: Martin 10.5, J. Johnson 8.5, Fields 8.0, Glover 6.5, B. Smith 5.0, Mitchell 4.0, Molden 4.0, Mickell 3.5, Harvey 3.0, Tubbs 2.5, Sagapolutele 2.0, Tomich 1.0, Dixon 0.5, **Saints 59.0, Opp. 50.0**

RUSHING	No	Yds	Avg	LG	TD
Zellers	156	552	3.5	27	4
Bates	119	440	3.7	74	4
T. Davis	75	271	3.6	20	0
T. Davis	12	36	3.0	15	0
Hobert	22	38	1.7	8	1
Hastings	4	35	8.8	27	0
Nussmeier	8	30	3.8	15	0
Wuerffel	6	26	4.3	10	0
McCrary	8	15	1.9	8	0
Shuler	1	11	11.0	11	0
Bender	5	9	1.8	6	0
Guilford	1	-2	-2.0	-2	0
Saints	417	1461	3.5	74	9
Opponents	496	1764	3.6	50	11

RECEIVING	No	Yds	Avg	LG	TD
Hill	55	761	13.8	89	2
Hastings	48	722	15.0	39	5
Zellers	31	263	8.5	38	0
Guilford	27	362	13.4	47	1
Farquhar	17	253	14.9	42	1
L. Smith	17	180	10.6	25	1
T. Davis	13	85	6.5	18	0
Bates	5	42	8.4	15	0
Pooler	4	98	24.5	49	2
McCrary	4	17	4.3	11	0
Bech	3	50	16.7	22	0
Hobbs	2	41	20.5	21	1
Savoie	1	14	14.0	14	0
T. Johnson	1	13	13.0	13	0
Saints	228	2901	12.7	89	13
Opponents	293	3289	11.2	52	21

INTERCEPTIONS	No	Yds	Avg	LG	TD
Knight	5	75	15.0	39	0
Newman	3	19	6.3	17	0
Washington	2	30	15.0	30	0
Allen	2	27	13.5	27	0
Tubbs	2	21	10.5	15	0
Kelly	1	15	15.0	15	0
Harvey	1	7	7.0	7	0
Saints	16	194	12.1	39	0
Opponents	33	342	10.4	44	1

PUNTING	No	Yds	Avg	Net	TB	IG	LG	B
Royals	88	4038	45.9	34.9	13	21	66	0
Saints	88	4038	45.9	34.9	13	21	66	0
Opponents	92	3668	39.9	33.0	7	27	62	1

PUNT RET	Ret	FC	Yds	Avg	LG	TD
Guilford	47	26	498	10.6	32	0
Hastings	1	0	-2	-2.0	-2	0
Saints	48	26	496	10.3	32	0
Opponents	50	14	706	14.1	82	1

KICKOFF RET	No	Yds	Avg	LG	TD
Guilford	43	1128	26.2	102	1
T. Davis	9	173	19.2	29	0
Bech	3	47	15.7	30	0
McCrary	2	26	13.0	15	0
Tomich	1	0	0.0	0	0
Saints	58	1374	23.7	102	1
Opponents	51	1139	22.3	59	0

FIELD GOALS	1-19	20-29	30-39	40-49	50+
Brien	1/1	2/2	10/10	6/9	4/5
Saints	1/1	2/2	10/10	6/9	4/5
Opponents	0/0	8/9	12/14	6/11	2/2

Brien: (31G, 53G, 46G) (37G, 31G) () (50N, 48N) (36G, 32G, 39G) (38G, 48G) (35G) () () (48G, 44G) (19G, 38G) (22G, 42B) (50G, 51G, 45G) (49G, 53G) (20G, 33G) (41N)

1997 NFC WEST STANDINGS	W	L	T	Pct.
San Francisco	13	3	0	.813
Atlanta	7	9	0	.438
Carolina	7	9	0	.438
New Orleans	6	10	0	.375
St. Louis	5	11	0	.313

PASSING	Att	Cmp	Yds	Cmp%	Yds/Att	TD	TD%	Int	Int%	Long	Sk/Yds	Rating
Shuler	203	106	1288	52.2	6.34	2	1.0	14	6.9	89	21/132	46.6
Hobert	131	61	891	46.6	6.80	6	4.6	8	6.1	49	4/29	59.0
Wuerffel	91	42	518	46.2	5.69	4	4.4	8	8.8	47	18/116	42.3
Nussmeier	32	18	183	56.3	5.72	0	0.0	3	9.4	24	6/32	33.7
Bates	1	1	21	100.0	21.00	1	100.0	0	0.0	21	0/0	158.3
Hill	0	0	0	—	—	0	—	0	—	—	1/8	—
Saints	458	228	2901	49.8	6.33	13	2.8	33	7.2	89	50/317	49.4
Opponents	518	293	3289	56.6	6.35	21	4.1	16	3.1	52	59/408	76.3

1998 SAINTS STATISTICS

RECORD: 6-10

FINISH: 3rd-NFC WEST

Date	W/L	Score	Opponent	Attendance
9/6	W	24-17	at St. Louis	56,943
9/13	W	19-14	Carolina	51,915
9/27	W	19-13	at Indianapolis	48,480
10/4	L	27-30	New England	56,172
10/11	L	0-31	San Francisco	62,811
10/18	L	23-31	at Atlanta	60,774
10/25	W	9-3	Tampa Bay	52,695
11/1	L	17-31	at Carolina	62,514
11/8	L	24-31	at Minnesota	63,779
11/15	W	24-3	St. Louis	46,430
11/22	L	20-31	at San Francisco	68,429
11/29	L	10-30	at Miami	73,216
12/6	W	22-3	Dallas	65,065
12/13	L	17-27	Atlanta	61,678
12/20	L	17-19	at Arizona	51,617
12/27	L	33-45	Buffalo	39,707

TEAM STATISTICS	N.O.	OPP.
TOTAL FIRST DOWNS	258	326
Rushing	67	86
Passing	165	208
Penalty	26	32
3rd Down: Made/Att.	77/215	99/226
3rd Down: Pct.	35.8	43.8
4th Down: Made/Att.	6/17	4/9
4th Down: Pct.	35.3	44.4
POSSESSION AVG.	28:03	31:57
TOTAL NET YARDS	4463	5668
Avg. Per Game	278.9	354.3
Total Plays	966	1053
Avg. Per Play	4.6	5.4
NET YARDS RUSHING	1325	1700
Avg. Per Game	82.8	106.3
Total Rushes	374	467
NET YARDS PASSING	3138	3968
Avg. Per Game	196.1	248.0
Sacked/Yards Lost	57/376	47/288
Gross Yards	3514	4256
Att./Completions	535/278	539/328
Completion Pct.	52.0	60.9
Had Intercepted	19	21
PUNTS/AVERAGE	90/45.4	75/43.5
NET PUNTING AVG.	90/35.8	75/36.7
PENALTIES/YARDS	121/928	132/1164
FUMBLES/BALL LOST	28/14	24/11
TOUCHDOWNS	35	40
Rushing	6	13
Passing	19	24
Returns	10	3

Score by Periods	1	2	3	4	OT	TOT
Saints	50	125	41	83	6	305
Opponents	74	126	74	85	0	359

SCORING	TD	Ru	Pa	Rt	Pat	FG	S	TP
Brien	0	0	0	0	31/31	20/22	0	91
Cleeland	6	0	6	0	0	0	0	36
Craver	5	2	2	1	0	0	0	30
Bech	3	0	3	0	0	0	0	18
Hastings	3	0	3	0	0	0	0	18
L. Smith	3	1	2	0	0	0	0	18
Knight	2	0	0	2	0	0	0	12
Poole	2	0	2	0	0	0	0	12
Collins	1	1	0	0	0	0	0	6
T. Davis	1	1	0	0	0	0	0	6
Dawkins	1	0	1	0	0	0	0	6
Drakeford	1	0	1	0	0	0	0	6
Fields	1	0	0	1	0	0	0	6
J. Johnson	1	0	0	1	0	0	0	6
Kelly	1	0	0	1	0	0	0	6
Mitchell	1	0	0	1	0	0	0	6
Robbins	1	0	0	1	0	0	0	6
Weary	1	0	0	1	0	0	0	6
Martin	1	1	0	0	0	0	0	6
Martin	0	0	0	0	0	0	0	2
Saints	35	6	19	10	31/31	20/22	2	305
Opponents	40	13	24	3	39/39	26/33	0	359

2 Pt. Conv.: Saints 0-3, Opp. 1-1

SACKS: Glover 10.0, J. Johnson 7.0, Fields 6.0, Tomich 6.0, Martin 3.0, Kei, Mitchell 2.5, Kev, Mitchell 2.5, Cherry 2.0, Cota 2.0, Hewitt 2.0, Aleaga 1.0, Bordano 1.0, Robbins 1.0, Wilson 1.0, Saints 47.0, Opp. 57.0

RUSHING	No	Yds	Avg	LG	TD
L. Smith	138	457	3.3	33	1
Craver	45	180	4.0	25	2
Zellars	56	162	2.9	15	1
Collins	23	113	4.9	20	0
T. Davis	55	143	2.6	14	0
Sacked/Yards Lost	30	122	4.1	19	0
Wuerffel	11	60	5.5	18	0
Tolliver	11	43	3.9	16	0
Hastings	3	32	10.7	16	0
Hoibt	2	13	6.5	14	0
Saints	374	1325	3.5	33	6
Opponents	467	1700	3.6	61t	13

RECEIVING	No	Yds	Avg	LG	TD
Cleeland	54	684	12.7	53	6
Dawkins	53	823	15.5	64t	1
Hastings	35	455	13.0	89t	3
Craver	33	214	6.5	49	2
Poole	24	509	21.2	82t	2
L. Smith	24	249	10.4	35t	2
T. Davis	16	99	6.2	19	0
Bech	14	264	18.9	72t	3
Guliford	10	124	12.4	24	0
Zellars	10	50	5.0	14	0
Farquhar	1	13	13.0	13	0
Slutzker	1	10	10.0	10	0
Wilcox	1	10	10.0	10	0
T. Johnson	1	8	8.0	8	0
Perry	1	2	2.0	2	0
Saints	278	3514	12.6	89t	19
Opponents	328	4256	13.0	81t	24

INTERCEPTIONS	No	Yds	Avg	LG	TD
Knight	6	171	28.5	91t	2
Drakeford	4	76	19.0	32t	1
Cota	4	16	4.0	9	0
Kelly	2	104	52.0	79t	1
Weary	2	64	32.0	63t	1
Molden	2	35	17.5	24	0
Glover	1	0	0.0	0	0
Saints	21	466	22.2	91t	5
Opponents	19	186	9.8	56t	3

PUNTING	No	Yds	Avg	Net	TB	I20	LG	B
Royals	88	4017	45.6	36.0	10	26	64	0
Brien	2	72	36.0	26.0	1	0	37	0
Saints	90	4089	45.4	35.8	11	26	64	0
Opponents	75	3263	43.5	36.7	5	18	64	0

PUNT RET	Ret	FC	Yds	Avg	LG	TD
Hastings	22	17	307	14.0	76	0
Guliford	10	7	101	10.1	40	0
Saints	32	24	408	12.8	76	0
Opponents	53	5	649	12.2	55	0

KICKOFF RET	No	Yds	Avg	LG	TD
Ismael	28	590	21.1	39	0
Guliford	18	433	23.9	34	0
Craver	7	212	30.3	100t	1
Little	4	64	16.0	20	0
T. Davis	2	21	10.5	19	0
Bech	1	20	20.0	20	0
Hastings	1	16	16.0	16	0
Tomich	1	0	0.0	0	0
Saints	62	1354	21.8	100t	1
Opponents	52	1128	21.7	51	0

FIELD GOALS	1-19	20-29	30-39	40-49	50+
Brien	0/0	7/7	3/3	6/6	4/6
Saints	0/0	7/7	3/3	6/6	4/6
Opponents	1/1	5/5	11/12	6/10	3/5

1998 NFC WEST STANDINGS	W	L	T	Pct.
Saints Finish: 3rd place				
Atlanta	14	2	0	.875
San Francisco	12	4	0	.750
New Orleans	6	10	0	.375
Carolina	4	12	0	.250
St. Louis	4	12	0	.250

PASSING	Att	Cmp	Yds	Cmp%	Yds/Att	TD	TD%	Int	Int%	Long	Sk/Yds	Rating
Tolliver	199	110	1427	55.3	7.17	8	4.0	4	2.0	82t	11/88	83.1
Collins	191	94	1202	49.2	6.29	4	2.1	10	5.2	89t	21/140	54.5
Wuerffel	119	62	695	52.1	5.84	5	4.2	5	4.2	64t	23/131	66.3
Hoibt	23	11	170	47.8	7.39	1	4.3	0	0.0	35t	2/17	87.2
L. Smith	2	1	20	50.0	10.00	1	50.0	0	0.0	20t	0/0	125.0
Craver	1	0	0	0.0	0.00	0	0.0	0	0.0	0	0/0	39.6
Saints	535	278	3514	52.0	6.57	19	3.6	19	3.6	89t	57/376	69.8
Opponents	539	328	4256	60.9	7.90	24	4.5	21	3.9	81t	47/288	84.3

1999 SAINTS STATISTICS

RECORD: 3-13
FINISH: 5th-NFC WEST

Date	W/L	Score	Opponent	Attendance
9/12	W	19-10	Carolina	58,166
9/19	L	21-28	at San Francisco	67,685
10/3	L	10-14	at Chicago	66,944
10/10	L	17-20	Atlanta	57,289
10/17	L	21-24	Tennessee	51,875
10/24	L	3-31	at New York Giants	77,982
10/31	L	16-21	Cleveland	48,817
11/7	L	16-31	Tampa Bay	47,129
11/14	W	24-6	San Francisco	52,198
11/21	L	23-41	at Jacksonville	69,772
11/28	L	12-43	at St. Louis	65,864
12/5	L	12-35	at Atlanta	62,568
12/12	L	14-30	St. Louis	46,858
12/19	L	8-31	at Baltimore	67,597
12/24	W	31-24	Dallas	47,835
1/2	L	13-45	at Carolina	56,929

TEAM STATISTICS	N.O.	OPP.				
TOTAL FIRST DOWNS	288	297				
Rushing	97	105				
Passing	159	170				
Penalty	32	22				
3rd Down: Made/Att.	74/220	79/204				
3rd Down: Pct.	33.6	38.7				
4th Down: Made/Att.	8/22	8/11				
4th Down: Pct.	36.4	72.7				
POSSESSION AVG.	30:54	29:06				
TOTAL NET YARDS	4983	5318				
Avg. Per Game	311.4	332.4				
Total Plays	1055	966				
Avg. Per Play	4.7	5.5				
NET YARDS RUSHING	1690	1774				
Avg. Per Game	105.6	110.9				
Total Rushes	461	432				
NET YARDS PASSING	3293	3544				
Avg. Per Game	205.8	221.5				
Sacked/Yards Lost	41/305	45/277				
Gross Yards	3598	3821				
Att./Completions	553/288	489/291				
Completion Pct.	52.1	59.5				
Had Intercepted	30	19				
PUNTS/AVERAGE	83/39.5	77/41.3				
NET PUNTING AVG.	83/34.9	77/36.2				
PENALTIES/YARDS	110/877	124/1005				
FUMBLES/BALL LOST	26/9	22/15				
TOUCHDOWNS	27	55				
Rushing	9	15				
Passing	16	34				
Returns	2	6				
Score by Periods	1	2	3	4	OT	TOT
Saints	59	91	39	71	0	260
Opponents	79	124	104	127	0	434

SCORING	TD	Ru	Pa	Rt	PAT	FG	S	TP
Brien	0	0	0	0	20/21	24/29	0	92
Poole	6	0	6	0	0	0	36	6
Kennison	4	0	4	0	0	0	26	6
Tolliver	3	3	0	0	0	0	18	7
Delhomme	2	2	0	0	0	0	12	12
R. Williams	2	2	0	0	0	0	12	6
Bech	1	0	1	0	0	0	8	8
Cleeland	1	0	1	0	0	0	8	8
Dawsey	1	0	1	0	0	0	6	6
Drakeford	1	0	0	1	0	0	6	6
Hastings	1	0	1	0	0	0	6	6
Hobert	1	1	0	0	0	0	6	6
Slutzker	1	0	1	0	0	0	6	6
L. Smith	1	0	1	0	0	0	6	6
Weary	1	0	0	1	0	0	6	6
Wuerffel	1	1	0	0	0	0	6	6
Saints	27	9	16	2	20/21	24/29	0	260
Opponents	55	15	34	6	54/54	16/23	0	434

2-Pl. Conv: Bech, Cleeland, Kennison, Saints
3-6, Opp. 1-1
SACKS: Glover 8.5, Whitehead 7.0, B. Smith 6.0, Wilson 5.5, Martin 4.5, Fields 4.0, Kei. Mitchell 3.5, Tomich 3.0, Robbins 2.0, Hewitt 1.0, Saints **45.0**, Opp. **41.0**

RUSHING	No	Yds	Avg	LG	TD
Ri. Williams	253	884	3.5	25	2
L. Smith	60	205	3.4	24	0
Perry	48	180	3.8	22	0
Tolliver	26	142	5.5	33	3
Delhomme	11	72	6.5	27	2
Hobert	12	47	3.9	10	1
Craver	17	40	2.4	8	0
Davis	20	32	1.6	7	0
Wuerffel	2	29	14.5	29	1
Kennison	3	20	6.7	15	0
Philyaw	4	16	4.0	18	0
Poole	1	14	14.0	14	0
Barnhardt	1	4	4.0	4	0
Hastings	1	4	4.0	4	0
Powell	1	1	1.0	1	0
P.J. Franklin	1	0	0.0	0	0
Saints	461	1690	3.7	33	9
Opponents	432	1774	4.1	40	15

RECEIVING	No	Yds	Avg	LG	TD
Kennison	61	835	13.7	90	4
Poole	42	796	19.0	67	6
Hastings	40	564	14.1	42	1
Ri. Williams	28	172	6.1	29	0
Cleeland	26	325	12.5	31	1
L. Smith	20	151	7.6	26	1
Craver	19	154	8.1	29	0
Dawsey	16	196	12.3	57	1
Slutzker	11	164	14.9	42	1
Davis	7	53	7.6	20	0
Wilcox	6	61	10.2	19	0
Bech	4	65	16.3	23	1
Perry	4	26	6.5	11	0
Philyaw	2	23	11.5	14	0
P.J. Franklin	2	13	6.5	8	0
Saints	288	3598	12.5	90	16
Opponents	291	3821	13.1	62	34

INTERCEPTIONS	No	Yds	Avg	LG	TD
Ambrose	6	27	4.5	16	0
Clay	3	32	10.7	24	0
Keith Mitchell	3	22	7.3	18	0
Weary	2	49	24.5	27	0
Fields	2	0	0.0	0	0
Kelly	1	6	6.0	6	0
Molden	1	2	2.0	2	0
Knight	1	0	0.0	0	0
Saints	19	138	7.3	27	0
Opponents	30	483	16.1	64	4

PUNTING	No	Yds	Avg	Net	TB	IG	B
Barnhardt	82	3262	39.8	35.1	5	14	52
Brien	1	20	20.0	20.0	0	1	20
Saints	83	3282	39.5	34.9	5	15	52
Opponents	77	3183	41.3	36.2	7	24	60

PUNT RET	Ret	FC	Yds	Avg	LG	TD
Kennison	35	23	258	7.4	18	0
Saints	35	23	258	7.4	18	0
Opponents	43	25	283	6.6	74	1

KICKOFF RET	No	Yds	Avg	LG	TD
Philyaw	53	1165	22.0	55	0
Davis	20	424	21.2	35	0
Perry	2	6	3.0	16	0
Bech	1	12	12.0	12	0
Craver	1	3	3.0	3	0
Dawsey	1	20	20.0	20	0
Gannon	1	9	9.0	9	0
Saints	79	1639	20.7	55	0
Opponents	60	1473	24.6	95	1

FIELD GOALS	1-19	20-29	30-39	40-49	50+
Brien	0/0	9/11	6/7	7/9	2/2
Saints	0/0	9/11	6/7	7/9	2/2
Opponents	1/1	2/2	7/8	4/8	2/4

Brien: (46G, 21G) () (30G) (28N, 42G, 49N) (24G, 42G) (25G) (47N, 49G, 22G, 46G) (29G, 39G, 37G) (28G) (52G, 39N) (51G, 42G, 45G, 35G, 24N) (42G, 34G) (29G, 26G) () (32G) ()
Opponents: (52G, 53N) () (32N) (36G, 44G) (42N, 19G) (41G) (46N) (35G, 51N) (52G, 22G) (45G, 32G) () () (40G, 30G, 41N, 40N, 38G) (36G) (33G) (27G)

1999 NFC WEST STANDINGS

Saints Finish: 5th place	W	L	T	Pct.
St. Louis	13	3	0	.813
Carolina	8	8	0	.500
Atlanta	5	11	0	.313
San Francisco	4	12	0	.250
New Orleans	3	13	0	.188

PASSING	Att	Cmp	Yds	Cmp%	Yds/Att	TD	TD%	Int	Int%	Long	Sk/Yds	Rating
Tolliver	268	139	1916	51.9	7.15	7	2.6	16	6.0	57	19/152	58.9
Hobert	159	85	970	53.5	6.10	6	3.8	6	3.8	90	11/79	68.9
Delhomme	76	42	521	55.3	6.86	3	3.9	5	6.6	51	6/42	62.4
Wuerffel	48	22	191	45.8	3.98	0	0.0	3	6.3	22	5/32	30.8
L. Smith	1	0	0	0.0	0.00	0	0.0	0	0.0	0	0/0	39.6
R. Williams	1	0	0	0.0	0.00	0	0.0	0	0.0	0	0/0	39.6
Saints	553	288	3598	52.1	6.51	16	2.9	30	5.4	90	41/305	59.6
Opponents	489	291	3821	59.5	7.81	34	7.0	19	3.9	62	45/277	91.2

2011 MEDIA
SAINTS GUIDE

OWNERSHIP

FOOTBALL

ADMINISTRATION

RECORDS

HISTORY

2000 SAINTS STATISTICS

RECORD: 10-6

FINISH: 1st-NFC WEST

Date	W/L	Score	Opponent	Attendance	SCORING	TD	Ru	Pa	Rt	PAT	FG	S	TP	INTERCEPTIONS	No	Yds	Avg	LG	TD			
9/3	L	10-14	Detroit	64,900	Brien	0	0	0	0	37/37	23/29	0	106	Knight	5	68	13.6	37	2			
9/10	W	28-27	at San Diego	51,300	R. Williams	9	8	1	0	0	0	0	54	Molden	3	24	8.0	24	0			
9/17	L	10-20	at Seattle	59,513	Horn	8	0	8	0	0	0	0	48	Perry	3	3	1.0	3	0			
9/24	L	7-21	Philadelphia	64,900	Jackson	6	0	6	0	0	0	0	36	D. Smith	2	56	28.0	41	1			
10/8	W	31-10	at Chicago	66,944	A. Glover	4	0	4	0	0	0	0	24	Weary	2	27	13.5	27	0			
10/15	W	24-6	Carolina	50,015	Allen	2	2	0	0	0	0	0	14	Oldham	2	0	0.0	0	0			
10/22	W	21-19	at Atlanta	56,508	Brooks	2	2	0	0	0	0	0	12	D. Howard	1	46	46.0	46	0			
10/29	W	21-10	at Arizona	53,016	Knight	2	0	0	2	0	0	0	12	Mitchell	1	40	40.0	40	1			
11/5	W	31-15	San Francisco	64,900	Mitchell	2	0	0	2	0	0	0	12	Mathis	1	0	0.0	0	0			
11/12	W	20-10	at Carolina	72,981	Blake	1	1	0	0	0	0	0	6	Saints	20	264	13.2	46	4			
11/19	L	22-31	Oakland	64,900	Hall	1	0	1	0	0	0	0	6	Opponents	15	125	8.3	35	1			
11/26	W	31-24	at St. Louis	66,064	Milne	1	0	1	0	0	0	0	6									
12/3	L	23-38	Denver	64,900	Moore	1	1	0	0	0	0	0	6	PUNTING	No	Yds	Avg	Net	TD	LG	B	
12/10	W	31-27	at San Francisco	67,892	Poole	1	0	1	0	0	0	0	6	Gowin	74	3043	41.1	32.3	8	22	58	0
12/17	W	23-7	Atlanta	64,900	D. Smith	1	0	0	1	0	0	0	6	Saints	74	3043	41.1	32.3	8	22	58	0
12/24	L	21-26	St. Louis	64,900	Saints	41	14	22	5	37/37	23/29	0	354	Opponents	74	3044	40.9	35.7	2	19	62	0

TEAM STATISTICS	N.O.	OPP.
TOTAL FIRST DOWNS	312	279
Rushing	117	95
Passing	169	159
Penalty	26	25
3rd Down: Made/Att	97/227	89/204
3rd Down Pct.	42.7	43.6
4th Down: Made/Att	10/17	4/14
4th Down Pct.	58.8	28.6
POSSESSION AVG.	31:27	28:33
TOTAL NET YARDS	5397	4743
Avg. Per Game	334.1	296.4
Total Plays	1047	1041
Avg. Per Play	5.2	5.0
NET YARDS RUSHING	2068	1672
Avg. Per Game	129.3	104.5
Total Rushes	505	395
NET YARDS PASSING	3329	3071
Avg. Per Game	208.1	191.9
Sacked/Yards Lost	39/244	66/378
Gross Yards	3573	3449
Att./Completions	497/298	488/285
Completion Pct.	60.0	58.4
Had Intercepted	15	20
PUNTS/AVERAGE	74/41.1	74/40.9
NET PUNTING AVG.	74/32.3	74/35.7
PENALTIES/YARDS	124/1024	105/837
FUMBLES/BALL LOST	26/11	24/15
TOUCHDOWNS	41	36
Rushing	14	14
Passing	22	17
Returns	5	5

Score by Periods	1	2	3	4	OT	TOT
Saints	66	111	67	110	0	354
Opponents	58	111	51	85	0	305

Score by Periods	1	2	3	4	OT	TOT
Saints	66	111	67	110	0	354
Opponents	58	111	51	85	0	305

Score by Periods	1	2	3	4	OT	TOT
Saints	66	111	67	110	0	354
Opponents	58	111	51	85	0	305

Score by Periods	1	2	3	4	OT	TOT
Saints	66	111	67	110	0	354
Opponents	58	111	51	85	0	305

Score by Periods	1	2	3	4	OT	TOT
Saints	66	111	67	110	0	354
Opponents	58	111	51	85	0	305

Score by Periods	1	2	3	4	OT	TOT
Saints	66	111	67	110	0	354
Opponents	58	111	51	85	0	305

Score by Periods	1	2	3	4	OT	TOT
Saints	66	111	67	110	0	354
Opponents	58	111	51	85	0	305

Score by Periods	1	2	3	4	OT	TOT
Saints	66	111	67	110	0	354
Opponents	58	111	51	85	0	305

2001 SAINTS STATISTICS

RECORD: 7-9
FINISH: 3rd-NFC WEST

Date	W/L	Score	Opponent	Attendance
9/9	W	24-6	at Buffalo	71,447
9/30	L	13-21	at New York Giants	78,451
10/7	W	28-15	Minnesota	70,020
10/14	W	27-25	at Carolina	72,049
10/21	L	13-20	Atlanta	70,020
10/28	W	34-31	at St. Louis	66,189
11/4	L	9-16	New York Jets	70,020
11/11	L	27-28	at San Francisco	68,083
11/18	W	34-20	Indianapolis	70,020
11/25	L	17-34	at New England	60,292
12/2	W	27-23	Carolina	70,020
12/9	W	28-10	at Atlanta	68,826
12/17	L	21-34	St. Louis	70,332
12/23	L	21-48	at Tampa Bay	65,526
12/30	L	10-40	Washington	70,020
1/6	L	0-38	San Francisco	70,020

TEAM STATISTICS	N.O.	OPP.
TOTAL FIRST DOWNS	294	284
Rushing	87	88
Passing	184	169
Penalty	22	27
3rd Down: Made/Att	89/227	80/201
3rd Down Pct.	39.2	39.8
4th Down: Made/Att	6/18	3/12
4th Down Pct.	33.3	25.0
POSSESSION AVG.	29:24	30:36
TOTAL NET YARDS	5226	5070
Avg. Per Game	326.6	316.9
Total Plays	1031	948
Avg. Per Play	5.1	5.3
NET YARDS RUSHING	1712	1715
Avg. Per Game	107.0	107.2
Total Rushes	419	443
NET YARDS PASSING	3514	3355
Avg. Per Game	219.6	209.7
Sacked/Yards Lost	50/330	53/323
Gross Yards	3844	3678
Att./Completions	562/313	452/278
Completion Pct.	55.7	61.5
Had Intercepted	22	15
PUNTS/AVERAGE	76/41.8	67/43.5
NET PUNTING AVG.	76:35.8	67:38.3
PENALTIES/YARDS	119/1025	100/877
FUMBLES/BALL LOST	35/13	28/15
TOUCHDOWNS	36	47
Rushing	8	15
Passing	27	30
Returns	1	2

Score by Periods	1	2	3	4	OT	TOT
Saints	53	77	108	95	0	333
Opponents	120	120	47	122	0	409
Carney	0	0	0	0	32/32	27/31 0 113

SCORING	TD	Ru	Pa	Rt	PAT	FG	S	TP
Horn	9	0	9	0	0	54	0	0
R. Williams	7	6	1	0	0	42	0	0
W. Jackson	5	0	5	0	0	32	0	0
Cleeland	4	0	4	0	0	24	0	0
B. Williams	3	0	3	0	0	18	0	0
Connell	2	0	2	0	0	12	0	0
McAllister	2	1	1	0	0	12	0	0
T. Smith	2	0	2	0	0	12	0	0
Brooks	1	1	0	0	0	6	0	0
Oldham	1	0	0	1	0	6	0	0
Saints	36	8	27	1	32/32	27/31	0	333
Opponents	47	15	30	2	42/42	27/31	0	409
2-Pt. Conv.: W. Jackson, Saints 1-4, Opp. 2-5								

RUSHING	No	Yds	Avg	LG	TD
R. Williams	313	1245	4.0	46	6
Brooks	80	358	4.5	26	1
McAllister	16	91	5.7	54t	1
T. Smith	5	8	1.6	6	0
Connell	1	6	6.0	6	0
Horn	1	4	4.0	4	0
McAfee	1	2	2.0	2	0
Blake	1	-1	-1.0	-1	0
Carney	1	-1	-1.0	-1	0
Saints	419	1712	4.1	54t	8
Opponents	443	1715	3.9	55	15

RECEIVING	No	Yds	Avg	LG	TD
Horn	83	1265	15.2	56	9
W. Jackson	81	1046	12.9	63	5
R. Williams	60	511	8.5	42	1
R. Wilson	21	277	13.2	44	0
Bo. Williams	20	202	10.1	26	3
McAllister	15	166	11.1	22t	1
Cleeland	13	138	10.6	19	4
Connell	12	191	15.9	46	2
McGarity	1	2	-2.0	-2	0
T. Smith	4	30	7.5	12	2
L. Hall	2	15	7.5	9	0
Stachelski	1	5	5.0	5	0
Saints	313	3844	12.3	63	27
Opponents	278	3678	13.2	86t	30

INTERCEPTIONS	No	Yds	Avg	LG	TD
S. Knight	6	114	19.0	40	0
Bellamy	3	21	7.0	21	0
Matis	2	34	17.0	23	0
Howard	1	37	37.0	37	0
Clemons	1	3	3.0	3	0
Oldham	1	0	0.0	0	0
Thomas	1	0	0.0	0	0
Saints	15	209	13.9	40	0
Opponents	22	189	8.6	36t	1

PUNTING	No	Yds	Avg	Net	TB	IBO	LG	B
Gowin	76	3180	41.8	35.8	7	24	62	0
Saints	76	3180	41.8	35.8	7	24	62	0
Opp.	67	2917	43.5	38.3	3	19	70	0

PUNT RET	Ret	FC	Yds	Avg	LG	TD
McGarity	19	9	183	9.6	42	0
Lewis	14	0	81	5.8	32	0
McAllister	4	4	24	6.0	10	0
Saints	37	13	288	7.8	42	0
Opponents	36	18	316	8.8	70t	1

KICKOFF RET	No	Yds	Avg	LG	TD
McAllister	45	1091	24.2	63	0
Lewis	32	762	23.8	68	0
McAfee	6	144	24.0	34	0
Ackerman	2	11	5.5	11	0
Whitehead	2	19	9.5	12	0
Saints	87	2027	23.3	68	0
Opponents	66	1472	22.3	86	0

FIELD GOALS	1-19	20-29	30-39	40-49	50+
Carney	0/0	7/7	11/11	8/12	1/1
Saints	0/0	7/7	11/11	8/12	1/1
Opponents	0/0	9/9	8/9	5/8	5/5
Carney: (31G) (32G, 30G) (50G, 23G, 45G, 29G, 33G) (30G, 39G) (23G, 48B, 31G) (33G, 44G, 23G, 27G) () (43G, 42G, 35G, 36G) (46G, 48G) (48B, 43B, 1G) (42G, 24G) () () () (29G, 42N) ()					
Opponents: (37G, 22G) () () (46G, 52G) (31G, 38G) (40N, 54G) (39G, 47G, 35N, 23G) () (52G, 41G) (46N) (47G, 23G, 51G) (22G, 40N) (43G, 27G) (20G, 24G, 32G, 27G) (53G, 22G, 34G, 37G) (39G)					

2001 NFC WEST STANDINGS				
Saints Finish: 3rd place				
	W	L	T	Pct.
St. Louis	14	2	0	.875
San Francisco	12	4	0	.750
New Orleans	7	9	0	.438
Atlanta	7	9	0	.438
Carolina	1	15	0	.063

PASSING	Att	Cmp	Yds	Cmp%	Yds/Att	TD	TD%	Int	Int%	Long	Sk/Yds	Rating
Brooks	558	312	3832	55.9	6.87	26	4.7	22	3.9	63	50/330	76.4
McAllister	2	1	12	50.0	6.00	1	50.0	0	0.0	12t	0/0	108.3
Blake	1	0	0	0.0	0.00	0	0.0	0	0.0	0	0/0	39.6
Horn	1	0	0	0.0	0.00	0	0.0	0	0.0	0	0/0	39.6
Saints	562	313	3844	55.7	6.84	27	4.8	22	3.9	63	50/330	76.7
Opponents	452	278	3678	61.5	8.14	30	6.6	15	3.3	86t	53/323	95.5

2002 SAINTS STATISTICS

RECORD: 9-7

FINISH: 3rd-NFC SOUTH

Date	W/L	Score	Opponent	Attendance
09/08	W	26-20	at Tampa Bay	65,554
09/15	W	35-20	Green Bay	67,958
09/22	W	29-23	at Chicago	63,216
09/29	L	21-26	at Detroit	60,023
10/06	W	32-29	Pittsburgh	67,734
10/13	W	43-27	at Washington	80,768
10/20	W	35-27	San Francisco	67,903
10/27	L	35-37	Atlanta	67,883
11/10	W	34-24	at Carolina	72,566
11/17	L	17-24	at Atlanta	70,382
11/24	L	15-24	Cleveland	68,295
12/01	W	23-20	Tampa Bay	68,226
12/08	W	37-25	at Baltimore	69,334
12/15	L	31-32	Minnesota	67,651
12/22	L	13-20	at Cincinnati	43,544
12/29	L	6-10	Carolina	66,946

SCORING	TD	Ru	Pa	Rt	Pat	FG	S	TP
Carney	0	0	0	0	37/37	31/35	0	130
McAllister	16	13	3	0	0	0	96	
Stallworth	8	0	8	0	0	0	48	
Horn	7	0	7	0	0	0	44	
Pathon	4	0	4	0	0	0	24	
M. Lewis	3	0	0	3	0	0	18	
Reed	3	0	3	0	0	0	18	
Brooks	2	2	0	0	0	0	16	
B. Williams	2	0	2	0	0	0	14	
Allen	1	0	0	1	0	0	6	
Craver	1	0	0	1	0	0	6	
Fenderson	1	0	0	0	0	0	6	
Grant	1	0	0	1	0	0	6	
Saints	49	16	27	6	37/37	31/35	0	432
Opponents	45	18	25	2	39/40	23/28	1	388

INTERCEPTIONS	No.	Yds	Avg	Long	TD
Thomas	5	80	16.0	43	0
S. Knight	5	36	7.2	17	0
Bellamy	3	39	13.0	16	0
D. Smith	2	21	10.5	17	0
Irvin	2	10	5.0	10	0
D. Carter	1	25	25.0	25	0
Allen	1	0	0.0	0	1
Hawthorne	1	0	0.0	0	0
Saints	20	211	10.6	43	1
Opponents	15	220	14.7	78	1

TEAM STATISTICS	N.O.	OPP.				
TOTAL FIRST DOWNS	291	327				
Rushing	91	108				
Passing	169	191				
Penalty	31	28				
3rd Down: Made/Att.	92/224	87/223				
3rd Down: Pct.	41.1	39.0				
4th Down: Made/Att.	8/13	12/20				
4th Down Pct.	61.5	60.0				
POSSESSION AVG.	28:44	31:16				
TOTAL NET YARDS	5205	5796				
Avg. Per Game	325.3	362.3				
Total Plays	1001	1071				
Avg. Per Play	5.2	5.4				
NET YARDS RUSHING	1764	1991				
Avg. Per Game	110.3	124.4				
Total Rushes	426	439				
NET YARDS PASSING	3441	3805				
Avg. Per Game	215.1	237.8				
Sacked/Yards Lost	37/244	39/253				
Gross Yards	3685	4058				
Att./Completions	538/291	593/343				
Completion Pct.	54.1	57.8				
Had Intercepted	15	20				
PUNTS/AVERAGE	69/41.4	73/42.7				
NET PUNTING AVG.	69/36.7	73/33.3				
PENALTIES/YARDS	119/911	110/953				
FUMBLES/BALL LOST	29/15	29/18				
TOUCHDOWNS	49	45				
Rushing	16	18				
Passing	27	25				
Returns	6	2				
Score by Periods	1	2	3	4	OT	TOT
Team	95	109	107	115	6	432
Opponents	67	134	78	109	0	388

SACKS: Howard 8.0, Grant 7.0, Jackson 5.5, D. Smith 3.5, K. Smith 3.5, Whitehead 3.0, Hand 2.5, S. Knight 2.0, Bellamy 1.5, Thomas 1.0, Clemmons 0.5. Saints 39.0, Opponents 37.0

RUSHING	No	Yds	Avg	LG	TD
McAllister	325	1388	4.3	62	13
Brooks	62	253	4.1	21	2
Fenderson	13	65	5.0	17	1
Keaton	12	19	1.6	4	0
M. Lewis	1	15	15.0	15	0
McAfee	1	11	11.0	11	0
T. Smith	5	11	2.2	5	0
Horn	1	2	2.0	2	0
Stallworth	2	2	1.0	4	0
Delhomme	4	-2	-5	6	0
Saints	426	1764	4.1	62	16
Opponents	439	1991	4.5	59	18

Receiving	No.	Yds	Avg	Long	TD
Horn	88	1312	14.9	63	7
McAllister	47	352	7.5	30	4
Pathon	43	523	12.2	64	4
Stallworth	42	594	14.1	57	8
Reed	21	360	17.1	54	3
B. Williams	13	143	11.0	32	2
Sloan	12	127	10.6	29	0
T. Smith	9	30	3.3	10	0
M. Lewis	8	200	25.0	59	0
Fenderson	6	38	6.3	13	0
Hall	2	6	3.0	4	0
Saints	291	3685	12.7	64	27
Opponents	343	4058	11.8	77	25

PUNT RET	Ret	FC	Yds	Avg	LG	TD
M. Lewis	44	6	625	14.2	83	1
Craver	1	0	0	0.0	0	0
Saints	45	6	625	13.9	83	1
Opponents	38	14	209	5.5	29	0

2002 NFC SOUTH STANDINGS	W	L	T	Pct.
Tampa Bay	12	4	0	.750
Atlanta	9	6	1	.594
New Orleans	9	7	0	.562
Carolina	7	9	0	.438

PASSING	Att	Cmp	Yds	Cmp%	Yds/Att	TD	TD%	Int	Int%	Long	Sk/Yds	Rating
Brooks	528	283	3572	53.6	6.77	27	5.1	15	2.8	64	36/236	80.1
Delhomme	10	8	113	80.0	11.30	0	0.0	0	0.0	54	0/0	113.8
McAllister	0	0	0	—	—	0	—	0	—	—	1/8	—
Saints	538	291	3685	54.1	6.85	27	5.0	15	2.8	64	37/244	80.8
Opponents	593	343	4058	57.8	6.84	25	4.2	20	3.4	77	39/253	78.8

2003 SAINTS STATISTICS

RECORD: 8-8
FINISH: 2nd-NFC SOUTH

Date	W/L	Score	Opponent	Attendance
09/07	L	10-27	at Seattle	52,250
09/14	W	31-10	Houston	68,390
09/21	L	12-27	at Tennessee	68,809
09/28	L	21-55	Indianapolis	70,020
10/05	L	13-19	at Carolina	72,496
10/12	W	20-13	Chicago	68,390
10/19	W	45-17	at Atlanta	70,837
10/26	Lot	20-23	Carolina	68,370
11/2	W	17-14	at Tampa Bay	65,524
11/16	Wot	23-20	Atlanta	68,432
11/23	L	20-33	at Philadelphia	67,802
11/30	W	24-20	at Washington	76,821
12/07	L	7-14	Tampa Bay	68,442
12/14	W	45-7	New York Giants	68,399
12/21	L	19-20	at Jacksonville	49,207
12/28	W	13-20	Dallas	68,451

TEAM STATISTICS	N.O.	OPP.				
TOTAL FIRST DOWNS	302	298				
Rushing	100	109				
Passing	100	100				
Penalty	25	24				
3rd down: Made/Att	106/229	79/208				
3rd Down Pct.	46.3	38.0				
4th Down: Made/Att	5/19	9/16				
4th Down Pct.	26.3	56.3				
POSSESSION AVG.	30:18	29:42				
Total Net Yards	5438	5234				
Avg. Per Game	339.9	327.1				
Total Plays	1019	997				
Avg. Per Play	5.3	5.2				
NET YARDS RUSHING	2000	2241				
Avg. Per Game	125.0	140.1				
Total Rushes	448	480				
NET YARDS PASSING	3438	2993				
Avg. Per Game	214.9	187.1				
Sacked/Yards Lost	36/203	32/171				
Gross Yards	3641	3164				
Att./Completions	535/314	485/264				
Completion Pct.	58.7	54.4				
Had Intercepted	8	14				
PUNTS/AVERAGE	72/43.7	76/41.9				
NET PUNTING AVG.	72/38.2	76/36.4				
PENALTIES/YARDS	103/878	101/1012				
FUMBLES/BALL LOST	33/20	29/13				
TOUCHDOWNS	39	36				
Rushing	11	12				
Passing	25	20				
Returns	3	4				
Score by Periods	1	2	3	4	OT	TOT
Saints	52	112	78	95	3	340
Opponents	64	140	55	64	3	326

SCORING	ID	Ru	Pa	Rt	PAT	FG	S	TP
Carney	0	0	0	0	36/37	22/30	0	102
Horn	10	0	10	0	0	0	60	60
McAllister	8	8	0	0	0	48	0	48
B. Williams	5	0	5	0	0	30	0	30
Pathon	4	0	4	0	0	24	0	24
Stallworth	3	0	3	0	0	18	0	18
Brooks	2	2	0	0	0	12	0	12
Conwell	2	0	2	0	0	12	0	12
Ambrose	1	0	1	0	0	6	0	6
K. Carter	1	1	0	0	0	6	0	6
M. Lewis	1	0	1	0	0	6	0	6
Rodgers	1	0	1	0	0	6	0	6
Thomas	1	0	0	1	0	6	0	6
J. Allen	0	0	0	0	0	1	2	2
Fenderson	0	0	0	0	0	0	2	2
Saints	39	11	25	3	36/37	22/30	1	340
Opponents	36	12	20	4	35/35	25/31	0	326
2-PT. Conversions: Fenderson, Team 1-2, Opponents 0-1								
SACKS: Ch. Grant 10.0, Whitehead 5.5, Howard 5.0, Jackson TM 3.5, Bellamy 1.0, D. Carter 1.0, Hodge 1.0, D. Smith 1.0, K. Smith 1.0, Sullivan 1.0, Thomas 1.0, Saints 32.0, Opponents 36.0								
RUSHING	No	Yds	Avg	LG	TD			
McAllister	351	1641	4.7	76t	8			
Brooks	54	175	3.2	15	2			
K. Carter	19	72	3.8	31	1			
L. Smith	11	61	5.5	17	0			
Horn	2	15	7.5	13	0			
Fenderson	4	14	3.5	6	0			
McAfee	1	13	13.0	13	0			
Carney	1	3	3.0	3	0			
Stallworth	1	3	3.0	3	0			
M. Lewis	1	2	2.0	2	0			
Bouman	3	1	0.3	2	0			
Saints	448	2000	4.5	76t	11			
Opponents	480	2241	4.7	69t	12			
RECEIVING	No.	Yds	Avg	Long	TD			
Horn	78	973	12.5	50t	10			
McAllister	69	516	7.5	39	0			
Pathon	44	578	13.1	40	4			
B. Williams	41	436	10.6	31t	5			
Conwell	26	290	11.2	32	2			
Stallworth	25	485	19.4	76t	3			
M. Lewis	12	226	18.8	39	1			
Rasby	6	55	9.2	17	0			
T. Smith	6	28	4.7	8	0			
Gardner	3	29	9.7	11	0			
K. Carter	1	11	11.0	11	0			
D. Lewis	1	7	7.0	7	0			
Fenderson	1	5	5.0	5	0			
L. Smith	1	2	2.0	2	0			
Saints	314	3641	11.6	76t	25			
Opponents	264	3164	12.0	79t	20			

INTERCEPTIONS	No.	Yds	Avg	Long	TD		
Thomas	4	47	11.8	20	0		
Ambrose	3	78	26.0	73t	1		
Bellamy	3	19	6.3	10	0		
Rodgers	1	40	40.0	40t	1		
D. Smith	1	9	9.0	9	0		
Ruff	1	7	7.0	7	0		
Jones	1	2	2.0	2	0		
V. Green	0	24	—	24	0		
Saints	14	226	16.1	73t	2		
Opponents	8	104	13.0	20	1		
PUNTING	No	Yds	Avg	Net	TB	IG	B
Berger	71	3144	44.3	38.2	5	28	59
Saints	72	3144	43.7	38.2	5	28	59
Opponents	76	3183	41.9	36.4	3	21	60
PUNT RET	Ret	FC	Yds	Avg	LG	TD	
M. Lewis	30	10	275	9.2	27	0	
Stallworth	5	1	44	8.8	18	0	
Craver	2	1	22	11.0	19	0	
V. Green	2	0	15	7.5	9	0	
Thomas	1	0	4	4.0	4	0	
Saints	40	12	360	9.0	27	0	
Opponents	36	18	294	8.2	46	0	
KICKOFF RET	No	Yds	Avg	LG	TD		
M. Lewis	45	1068	23.7	53	0		
McAfee	9	140	15.6	23	0		
Stallworth	8	171	21.4	28	0		
Craver	5	128	25.6	52	0		
Rasby	2	9	4.5	6	0		
M. Williams	2	0	0.0	0	0		
J. Allen	1	8	8.0	8	0		
Saints	72	1524	21.2	53	0		
Opponents	67	1587	23.7	100t	2		
FIELD GOALS	1-19	20-29	30-39	40-49	50+		
Carney	0/0	6/6	10/12	5/9	1/3		
Saints	0/0	6/6	10/12	5/9	1/3		
Opponents	0/0	8/9	8/10	9/11	0/1		
Carney: (33G) (39G) (31G) (38G,43G) (38G,57N,26) (38N,50G,30G) (42G) (46G,42G) (39N,47G) (28G,26G,36G) (45B) (51N,25G,48N) (49N) (35G,49N) (33G,38G) (24G,27G)							
Opponents: (37G,25G) (38G) (22G,43G) (41G,42G) (49G,23G) (28G,31G) (28G) (24G,29G,31G) (36N) (38G,27G,54N) (36G,41G,42G,33G) (45G,49G) (44N,35B) (43B) (43G,35G,21B) ()							

2003 NFC SOUTH STANDINGS

Saints Finish: 2nd place

	W	L	T	Pct.
Carolina	11	5	0	.688
New Orleans	8	8	0	.500
Tampa Bay	7	9	0	.438
Atlanta	5	11	0	.312

PASSING	Att	Cmp	Yds	Cmp%	Yds/Att	TD	TD%	Int	Int%	Long	Sk/Yds	Rating
Brooks	138	76	3546	55.1	6.85	24	4.6	8	1.5	76t	34/195	88.8
Bouman	17	8	81	53.8	6.23	1	7.7	0	0.0	19	2/8	98.6
McAllister	2	0	0	0.0	0.00	0	0.0	0	0.0	0	0/0	39.6
Berger	1	0	0	0.0	0.00	0	0.0	0	0.0	0	0/0	39.6
Horn	1	1	14	100.0	14.00	0	0.0	0	0.0	14	0/0	118.8
Team	535	314	3641	58.7	6.81	25	4.7	8	1.5	76t	36/203	88.7
Opponents	485	264	3164	54.4	6.52	20	4.1	14	2.9	79t	32/171	76.3

2011 MEDIA SAINTS GUIDE

OWNERSHIP

FOOTBALL

ADMINISTRATION

RECORDS

HISTORY

2004 SAINTS STATISTICS

RECORD: 8-8

FINISH: 2nd-NFC SOUTH

Date	W/L	Score	Opponent	Attendance
09/12	L	7-21	Seattle	64,900
09/19	W	30-27	San Francisco	64,900
09/26	W	28-25	at St. Louis	65,856
10/03	L	10-34	at Arizona	28,109
10/10	L	17-20	Tampa Bay	64,900
10/17	L	31-38	Minnesota	64,900
10/24	W	31-26	at Oakland	45,337
11/07	L	17-43	at San Diego	59,662
11/14	W	27-20	Kansas City	64,900
11/21	L	13-34	Denver	64,900
11/28	L	21-24	at Atlanta	70,521
12/05	L	21-32	Carolina	58,878
12/12	W	27-13	at Dallas	64,056
12/19	W	21-17	at Tampa Bay	65,075
12/26	W	26-13	Atlanta	64,900
01/02	W	21-18	at Carolina	73,302

TEAM STATISTICS	N.O.	OPP.
TOTAL FIRST DOWNS	291	343
Rushing	82	118
Passing	177	193
Penalty	2	32
3rd Down: Made/Att.	70/210	80/210
3rd Down: Pct.	33.3	38.1
4th Down: Made/Att.	9/18	6/7
4th Down: Pct.	50.0	85.7
POSSESSION AVG.	28:18	31:42
TOTAL NET YARDS	5193	6141
Avg. Per Game	324.6	383.8
Total Plays	989	1067
Avg. Per Play	5.3	5.8
NET YARDS RUSHING	1606	2253
Avg. Per Game	100.4	140.8
Total Rushes	406	485
NET YARDS PASSING	3587	3888
Avg. Per Game	224.2	243.0
Sacked/Yards Lost	41/223	47/205
Gross Yards	3810	3907
Att./Completions	542/309	545/324
Completion Pct.	57.0	59.4
Had Intercepted	16	13
PUNTS/AVERAGE	85/43.6	71/40.8
NET PUNTING AVG.	85/39.0	71/34.5
PENALTIES/YARDS	129/1141	119/965
FUMBLES/BALL LOST	23/10	31/20
TOUCHDOWNS	49	45
Rushing	15	16
Passing	21	24
Returns	4	4

Score by Periods	1	2	3	4	OT	TOT
Team	29	132	83	101	3	348
Opponents	117	110	70	108	0	405

SCORING	TD	Ru	Pa	Rt	Pat	FG	S	TP
Carney	0	0	0	0	38/38	22/27	0	104
Horn	11	0	11	0	0	0	0	68
McAllister	9	9	0	0	0	0	0	54
Stallworth	5	0	5	0	0	0	0	30
Brooks	4	4	0	0	0	0	0	24
Stecker	3	2	0	1	0	0	0	18
B. Williams	2	0	2	0	0	0	0	12
Bockwoldt	1	0	0	1	0	0	0	6
Conwell	1	0	1	0	0	0	0	6
Hall	1	0	1	0	0	0	0	6
Lewis	1	0	0	1	0	0	0	6
Mitchell	1	0	0	1	0	0	0	6
Pathon	1	0	1	0	0	0	0	6
Bryant	0	0	0	0	0	1	2	1
Team	40	15	21	4	38/38	22/27	1	348
Opponents	44	16	24	4	42/42	31/35	1	405

2-Pl. Conversions: Horn, Team 1-2, Opponents 2-2

SACKS: Howard 11.0, Ch. Grant 10.5, W. Smith 7.5, Young 2.5, Bryant 2.0, Watson 2.0, Bockwoldt 1.0, Sullivan 0.5, **Team 37.0**, Opponents 41.0

RUSHING	No	Yds	Avg	LG	TD
McAllister	269	1074	4.0	71	9
Stecker	58	244	4.2	42	2
Brooks	58	173	3.0	15	4
McAfee	2	54	27.0	53	0
Stallworth	6	37	6.2	26	0
Carter	10	17	1.7	8	0
Carney	3	7	2.3	4	0
Team	406	1606	4.0	71	15
Opponents	485	2253	4.6	60	16

RECEIVING	No.	Yds	Avg	Long	TD
Horn	94	1399	14.9	57	11
Stallworth	58	767	13.2	45	5
Pathon	34	581	17.1	38	1
McAllister	34	228	6.7	20	0
B. Williams	33	362	11.0	22	2
Stecker	29	174	6.0	26	0
Conwell	10	102	10.2	28	1
Lewis	8	127	15.9	30	0
Kamey	6	42	7.0	17	0
Gardner	1	23	23.0	23	0
Hall	1	4	4.0	4	1
Brooks	1	1	1.0	1	0
Team	309	3810	12.3	57	21
Opponents	324	4095	12.6	59	24

INTERCEPTIONS	No.	Yds	Avg	Long	TD
McKenzie LG	5	19	3.8	14	0
McKenzie TM	5	19	3.8	14	0
Ambrose	3	19	6.3	19	0
Brown	2	0	0.0	0	0
Jones	1	55	55.0	55	0
Ch. Grant	1	8	8.0	8	0
Ruff	1	0	0.0	0	0
Team	13	101	7.8	55	0
Opponents	16	260	16.3	76	1

PUNTING	No	Yds	Avg	Net	TB	I20	LG	B
Berger	85	3704	43.6	39.0	4	28	63	0
Team	85	3704	43.6	39.0	4	28	63	0
Opponents	71	2896	40.8	34.5	3	17	60	1

PUNT RET	Ret	FC	Yds	Avg	LG	TD
Lewis	34	11	382	11.2	53	0
Stallworth	6	1	6	1.0	4	0
Team	40	12	388	9.7	53	0
Opponents	43	25	310	7.2	59	1

KICKOFF RET	No	Yds	Avg	LG	TD
Lewis	51	1215	23.8	96	1
Stecker	18	469	26.1	98	1
McAfee	8	137	17.1	26	0
Hall	3	20	6.7	8	0
Ruff	1	9	9.0	9	0
W. Smith	1	17	17.0	17	0
Whitehead	1	12	12.0	12	0
Team	83	1879	22.6	98	2
Opponents	74	1710	23.1	63	0

FIELD GOALS	1-19	20-29	30-39	40-49	50+
Carney	0/0	3/3	12/15	5/6	2/3
Team	0/0	3/3	12/15	5/6	2/3
Opponents	0/0	10/10	9/10	8/10	4/5

2004 NFC SOUTH STANDINGS				
Saints Finish: 2nd place				
	W	L	T	Pct.
Atlanta	11	5	0	.688
New Orleans	8	8	0	.500
Carolina	7	9	0	.438
Tampa Bay	5	11	0	.312

PASSING	Att	Cmp	Yds	Cmp%	Yds/Att	TD	TD%	Int	Int%	Long	Sack/Lost	Rating
Brooks	542	309	3810	57.0	7.03	21	3.9	16	3.0	57	41/223	79.5
Team	542	309	3810	57.0	7.03	21	3.9	16	3.0	57	41/223	79.5
Opponents	545	324	4095	59.4	7.51	24	4.4	13	2.4	59	37/207	87.7

2005 SAINTS STATISTICS

2011 MEDIA
SAINTS GUIDE

OWNERSHIP

FOOTBALL

ADMINISTRATION

RECORDS

HISTORY

RECORD: 3-13

FINISH: 4th-NFC SOUTH

Date	W/L	Score	Opponent	Attendance
09/11	W	23-20	at Carolina	72,920
09/19	L	10-27	New York Giants	68,031
09/25	L	16-33	at Minnesota	63,952
10/02	W	19-7	Buffalo	58,688
10/09	L	3-52	at Green Bay	70,580
10/16	L	31-34	Atlanta	65,562
10/23	L	17-28	at St. Louis	64,586
10/30	L	6-21	Miami	61,643
11/06	L	17-20	Chicago	32,637
11/20	L	17-24	at New England	68,756
11/27	W	21-19	at New York Jets	77,152
12/04	L	3-10	Tampa Bay	34,411
12/12	L	17-36	at Atlanta	70,083
12/18	L	10-27	Carolina	32,551
12/24	L	12-13	Detroit	63,747
01/01	L	13-27	at Tampa Bay	65,379

TEAM STATISTICS	N.O.	OPP.
TOTAL FIRST DOWNS	312	281
Rushing	89	103
Passing	182	145
Penalty	41	33
3rd Down: Made/Att	82/211	89/220
3rd Down Pct.	38.9	40.5
4th Down: Made/Att	2/12	3/4
4th Down Pct.	16.7	75.0
POSSESSION AVG.	30:32	29:28
TOTAL NET YARDS	5031	4994
Avg. Per Game	314.4	312.1
Avg. Per Play	1017	946
Avg. Per Yard	4.9	5.3
NET YARDS RUSHING	1688	2145
Avg. Per Game	105.5	134.1
Total Rushes	423	503
NET YARDS PASSING	3343	2849
Avg. Per Game	208.9	178.1
Sacked/Yards Lost	41/261	25/165
Gross Yards	3604	3014
Att./Completions	553/308	418/241
Completion Pct.	55.7	57.7
Had Intercepted	24	10
PUNTS/AVERAGE	71/43.2	76/45.6
NET PUNTING AVG.	171/38.7	76/39.0
PENALTIES/YARDS	135/1130	127/985
FUMBLES/BALL LOST	23/19	19/9
TOUCHDOWNS	23	43
Rushing	8	16
Passing	15	20
Returns	0	7

Score by Periods	Q1	Q2	Q3	Q4	OT	TOT
Team	47	97	22	69	0	235
Opponents	103	126	59	110	0	398

SCORING	TD	Ru	Pa	Rt	PAT	FG	S	TP
Carney	0	0	0	0	22/22	25/32	0	97
Stallworth	7	0	7	0	0	0	42	2
Henderson	3	0	3	0	0	0	18	7
McAllister	3	0	3	0	0	0	18	1
A. Smith	3	0	3	0	0	0	18	1
Brooks	2	2	0	0	0	0	12	1
Hakim	2	0	2	0	0	0	12	1
Conwell	1	0	1	0	0	0	6	1
Hilton	1	0	1	0	0	0	6	1
Horn	1	0	1	0	0	0	6	1
Team	23	8	15	0	22/22	25/32	0	235
Opponents	43	16	20	7	43/43	31/39	2	398

2-Pt. Conversions: Team 0-1, Opponents 0-0

SACKS: W. Smith 8.5, Bryant 4, Howard 3.5, F. Thomas 3, Grant 2.5, Craft 1, D. Smith 1, Watson 1, Whitehead 0.5, **Team 25**, **Opponents 41**

RUSHING	No	Yds	Avg	LG	TD
A. Smith	166	659	4.0	42	3
Stecker	95	363	3.8	32	0
McAllister	93	335	3.6	26	3
Brooks	45	281	6.2	22	2
A. Thomas LG	43	92	2.1	12	0
Bourman	7	12	1.7	4	0
A. Thomas TM	8	15	1.9	6	0
Karney	6	12	2.0	3	0
Henderson	1	9	9.0	9	0
Stallworth	2	2	1.0	3	0
Team	423	1688	4.0	42	8
Opponents	503	2145	4.3	64	16

RECEIVING	No.	Yds	Avg	Long	TD
Horn	70	945	13.5	43	7
Horn	49	654	13.3	30	1
Hilton	35	396	11.3	29	1
Stecker	35	281	8.0	41	0
Hakim	34	489	14.4	42	2
Henderson	22	343	15.6	66	3
McAllister	17	117	6.9	22	0
Conwell	13	165	12.7	31	1
A. Smith	12	46	3.8	8	0
Karney	10	61	6.1	10	0
Hall	6	36	6.0	8	0
A. Thomas LG	4	13	3.3	6	0
A. Thomas TM	2	8	4.0	6	0
Poole	3	63	21.0	42	1
Team	308	3604	11.7	66	15
Opponents	241	3014	12.5	68	20

INTERCEPTIONS	No.	Yds	Avg	Long	TD
Craft	3	63	21.0	39	0
D. Smith	2	53	26.5	28	0
F. Thomas	2	4	2.0	4	0
Bullocks	1	51	51.0	51	0
McKenzie	1	11	11.0	11	0
Slaughter	1	0	0.0	0	0
Team	10	182	18.2	51	0
Opponents	24	456	19.0	95t	3

PUNTING	No	Yds	Avg	Net	TB	120	LG	B
Berger	71	3066	43.2	38.7	3	28	69	0
Team	71	3066	43.2	38.7	3	28	69	0
Opponents	76	3462	45.6	39.0	9	23	59	0

PUNT RET	Ret	FC	Yds	Avg	LG	TD
Hakim	34	4	260	7.6	42	0
Stallworth	7	1	52	7.4	27	0
Lewis	4	0	8	2.0	5	0
F. Thomas	1	0	0	0.0	0	0
Team	46	5	320	7.0	42	0
Opponents	33	26	260	7.9	23	0

KICKOFF RET	No	Yds	Avg	LG	TD
Stecker	31	672	21.7	46	0
McAfee	22	485	22.0	34	0
Hakim	9	171	19.0	29	0
Lewis	8	137	17.1	20	0
Hall	2	9	4.5	5	0
Whitehead	2	12	6.0	12	0
A. Smith	1	30	30.0	30	0
Team	75	1516	20.2	46	0
Opponents	61	1404	23.0	82	0

FIELD GOALS	1-19	20-29	30-39	40-49	50+
Carney	1/1	12/13	4/6	8/12	0/0
Team	1/1	12/13	4/6	8/12	0/0
Opponents	0/0	10/10	13/15	8/12	0/2

Carney: (29G,48G,47G) (21G,29N) (22G) (23G,40G,32N,20G,37G) (33G,43N,43N) (19G,47B) (45B,22G) (26G,49G) (22G) (30N,46G) () (26G) (47G) (44G) (35G,47G,33G,20G) (25G,24G)

Opponents: (39G,46G) (39G,30G) (24G,33N,28G,48G,34G) (45N) (26G) (37G,36G) (48N) (37G,36G,41G,46G,36N) (35G,47N,28G) (37G) (29G,45G,41G,38G,53N) (43B,28G) (43G,20G) (32G,50N,29G) (21G,39G) (46G,26G)

2005 NFC SOUTH STANDINGS

Saints Finish: 4th place	W	L	T	Pct.
Tampa Bay	11	5	0	.688
Carolina	11	5	0	.688
Atlanta	8	8	0	.500
New Orleans	3	13	0	.188

PASSING	Att	Cmp	Yds	Cmp%	Yds/Att	TD	TD%	Int	Int%	Long	Sk/Yds	Rating
Brooks	431	240	2882	55.7	6.69	13	3.0	17	3.9	66	33/202	70.0
Bourman	122	68	722	55.7	5.92	2	1.6	7	5.7	43	8/59	54.7
Team	553	308	3604	55.7	6.52	15	2.7	24	4.3	66	41/261	66.6
Opponents	418	241	3014	57.7	7.21	20	4.8	10	2.4	68	25/165	86.2

2011 MEDIA SAINTS GUIDE

OWNERSHIP

FOOTBALL

ADMINISTRATION

RECORDS

HISTORY

FINISH: 3rd-NFC SOUTH

Date	W/L	Score	Opponent	Attendance	SCORING	TD	Ru	Pa	Rt	PAT	FG	S	TP	INTERCEPTIONS	No.	Yds	Avg	Long	TD
09/06	L	10-41	at Indianapolis	57,361	Colston	1	0	11	0	0	0	66	McKenzie	3	161	53.7	75t	2	0
09/16	L	14-31	at Tampa Bay	65,178	Mare	0	0	0	0	34/34	10/17	0	64	Harper	3	58	19.3	31t	1
09/24	L	14-31	Tennessee	70,002	Bush	6	4	2	0	0	0	42	David	3	21	7.0	19	0	0
10/07	L	13-16	Carolina	70,001	Stecker	5	5	0	0	0	0	30	Craft	2	21	10.5	20	0	0
10/14	W	28-17	at Seattle	68,296	Gramatica	0	0	0	0	8/8	5/5	23	Bullocks	2	6	3.0	6	0	0
10/21	W	22-16	Atlanta	69,994	Gramatica	0	0	0	0	8/8	5/5	0	23	Team	13	267	20.5	75t	3
10/28	W	31-10	at San Francisco	68,244	P. Thomas	3	1	1	1	0	0	20	Opponents	18	336	18.7	83t	2	0
11/04	W	41-24	Jacksonville	70,009	Moore	3	0	3	0	0	0	0	18						
11/11	L	29-37	St. Louis	70,003	Henderson	3	1	2	0	0	0	18	PUNTING	No.	Yds	Avg	Long	TB	LG
11/18	L	10-23	at Houston	70,780	Patten	3	0	3	0	0	0	18	Weatherford	63	2757	43.8	37.2	4	20
11/25	W	31-6	at Carolina	72,032	Copper	2	0	2	0	0	0	12	Team	63	2757	43.8	37.2	4	20
12/02	L	23-27	Tampa Bay	70,009	Johnson	2	0	2	0	0	0	12	Opponents	67	2924	43.6	39.8	3	28
12/10	W	34-14	at Atlanta	69,553	Karney	2	2	0	0	0	0	12							
12/16	W	31-24	Arizona	70,007	McKenzie	2	0	2	0	0	0	12	PUNT RETURNS	Rt	Yds	Avg	Long	TD	0
12/23	L	23-38	Philadelphia	70,011	Miller	2	0	2	0	0	0	12	Moore	20	15	18.5	9.3	48	0
12/30	L	25-33	at Chicago	62,064	Brees	1	1	0	0	0	0	6	Barclay LG	3	1	34	11.3	19	0

TEAM STATISTICS	N.O.	OPP
Total First Downs	346	288
Rushing	94	80
Passing	232	196
Penalty	20	12
3rd Down: Made/Att	99/214	86/206
3rd Down Pct.	46.3	41.7
4th Down: Made/Att	11/25	7/19
4th Down Pct.	44.0	36.8
POSSESSION AVG.	31.09	28.51
TOTAL NET YARDS	5780	5570
Avg. Per Game	361.3	348.1
Total Plays	1060	964
Avg. Per Play	5.5	5.8
NET YARDS RUSHING	1466	1646
Avg. Per Game	91.6	102.9
Total Rushes	392	408
NET YARDS PASSING	4314	3924
Avg. Per Game	269.6	245.3
Sacked/Yards Lost	16/109	32/198
Gross Yards	4423	4122
Att./Completions	652/440	524/327
Completion Pct.	67.5	62.4
Had Intercepted	18	13
PUNTS/AVERAGE	63/43.8	67/43.6
NET PUNTING AVG.	63/37.2	67/39.8
PENALTIES/YARDS	68/581	89/685
FUMBLES/BALL LOSS	25/12	27/10
TOUCHDOWNS	47	44
Rushing	14	7
Passing	28	32
Returns	5	5

SCORE BY PERIODS	Q1	Q2	Q3	Q4	OT	PTS
Team	89	130	94	66	0	379
Opponents	105	104	69	110	0	388

David	1	0	0	1			0
Harper	1	0	0	1			0
W. Smith	0	0	0	0			1
Martin	0	0	0	0	0/0	0/0	0
Team	47	14	28	5	42/42	15/22	1 37
Opponents	44	7	32	5	44/44	26/30	1 38

2-Pt. Conversions: Bush 3, P. Thomas,
Team 4-5; Opponents 0-0

SACKS: W. Smith 7, Harper 4, Wynn 3.5, Fujita 3, H. Thomas 3, B. Young 3, Grant 2.5, Simoneau 2, Bullocks 1, Lake 1, Simmons 1, Clancy 0.5, Cooper 0.5. **Team 32: Opponents**

RUSHING	No	Yds	Avg	LG	TD
Bush	157	581	3.7	22	4
P. Stecker	115	448	3.9	26	2
M. Thomas	52	252	4.8	24	0
McAllister	24	92	3.8	18	0
Brees	23	52	2.3	9	0
Henderson	2	20	10.0	15	0
Karney	11	17	1.5	10	0
Moore	2	7	3.5	7	0
Weatherford	1	5	5.0	5	0
Barclay LG	1	3	3.0	3	0
Martin	3	-3	-1.0	-1	0
Patten	2	-5	-2.5	1	0
Team	392	1466	3.7	26	14
Opponents	408	1464	4.0	43	43

RECEIVING	No.	Yds	Avg	Long	TD
Colston	98	1203	12.3	45	1
Patten	73	417	5.7	28	1
Bush	54	792	14.7	78	1
Johnson	48	378	7.9	22	0
Stecker	36	211	5.9	26	0
Moore	32	302	9.4	21	0
Miller	27	328	12.1	57	0
Henderson	20	409	20.5	54	0
P. Thomas	17	151	8.9	17	0
Copper	15	126	8.4	21	0
Karney	13	78	6.0	11	0
McAllister	4	15	3.8	7	0
Barclay LG	3	13	6.5	7	0
Brees	2	10	5.0	8	0
Owens TM	1	4	4.0	4	0
Team	440	4423	10.1	58	21
Opponents	327	4122	12.6	80	31

Dash	5	0	12	4.0	10	0
Craft	1	0	0	0.0	0	0
David	0	1	0	---	---	0
Team	24	16	197	8.2	48	0
Opponents	35	11	335	9.6	64	1

KICKOFF RET.	No.	Yds	Avg	Long	TD
P. Thomas	36	865	24.0	64	0
Barclay LG	19	402	21.2	37	0

Barclay TM	5	98	19.6	28	0
Moore	17	318	18.7	32	0
Stecker	6	137	22.8	41	0
Copper	2	49	24.5	25	0
Patten	2	20	10.0	10	0
Cooper	1	8	8.0	8	0
Lake	1	10	10.0	10	0
Miller	1	8	8.0	8	0
Team	71	1513	21.3	64	0
Opponents	56	1256	22.4	100	1

FIELD GOALS	1-19	20-29	30-39	40-49	50+
Mare	0/0	4/5	3/4	2/3	1/5
Gramatica LG	0/0	0/0	2/2	2/2	1/1
Gramatica TM	0/0	0/0	2/2	2/2	1/1
Team	0/0	4/5	5/6	4/5	2/6
Opponents	0/0	10/11	10/10	3/4	3/5

Mare: (52N,34G) (38N) ()
(25G,28G,20B,54N) () () (26G)
(46G,43N,52N,34G) () (52G) (46G,57N) ()
(23G,36G) () ()

Gramatica: ()()()()()()()()()()()
 ()(31G)(55G,35G,46G)(48G)

Opponents: (33G,33G) (27G) (33G,27N)
(23G,35G, 52G) (44B,52G) (38G,33G,21G)
(29G) (30G) (49G,21G, 44G) (36G,53G,23G)
(45G,29G) (27G,53N,31G) () (54N, 26G)
(24G) (39G)

2007 NFC SOUTH STANDINGS
Saints Finish: 3rd place

	W	L	T	Pct.
Tampa Bay	9	7	0	.563
Carolina	7	9	0	.438
New Orleans	7	9	0	.438
Atlanta	4	12	0	.250

PASSING	Att	Cmp	Yds	Cmp%	Yds/Att	TD	TD%	Int	Int%	Long	Sack/Lost	Rating
Brees	652	440	4423	67.5	6.78	28	4.3	18	2.8	58	16/109	89.4
Team	652	440	4423	67.5	6.78	28	4.3	18	2.8	58	16/109	89.4
Opponents	524	327	4122	62.4	7.87	32	6.1	13	2.5	80t	32/198	96.9

HISTORY

440 NEW ORLEANS SAINTS MEDIA GUIDE 2011

HISTORY

HISTORICAL PLAYOFF SUMMARIES

MINNESOTA VIKINGS 44, SAINTS 10

NFC Wild Card Playoff (Jan. 3, 1988) - Louisiana Superdome (68,127)

The Vikings spoiled the Saints' playoff debut by racing out to a 21-point lead at halftime and never looking back in an NFC Wild Card Playoff game in the Superdome. New Orleans opened the scoring when QB **Bobby Hebert** found WR **Eric Martin** for a 10-yard TD pass early in the first quarter, but the Vikings answered with 24 consecutive points. The Saints scored their final points on a 40-yard FG by K **Morten Andersen** late in the first half. A "Hail Mary" TD pass from QB **Wade Wilson** to WR **Hassan Jones** as the second quarter ended pushed the Vikings lead to 31-10. The Saints were held without a rushing first down in the contest while only moving the chains nine times. Minnesota controlled the ball for over 41 minutes, posting 28 first downs and rushing for 210 yards in the victory.

Minnesota Vikings			10	21	3	10
New Orleans Saints			7	3	0	0
Team	Q	Time	Play Description (Extra Point) (Drive Info)			
NO	1	13:37	Martin 10 pass from Hebert (Andersen kick) (2-11, 0:44)			
MIN	1	8:01	Nelson 42 FG (4-2, 2:05)			
MIN	1	3:07	Carter 84 punt return (Nelson kick)			
MIN	2	11:41	Jordan 5 pass from Wilson (Nelson kick) (10-65, 4:21)			
MIN	2	6:10	Carter 10 pass from Rice (Nelson kick) (7-54, 3:08)			
NO	2	3:06	Andersen 40 FG (8-40, 3:04)			
MIN	2	0:00	Jones 44 pass from Wilson (Nelson kick) (3-35, 0:35)			
MIN	3	1:15	Nelson 32 FG (11-68, 3:10)			
MIN	4	7:14	Nelson 19 FG (13-54, 8:27)			
MIN	4	1:46	Dozier 8 run (Nelson kick) (10-60, 4:20)			

44			10
Total First Downs	MIN	NO	
Total Net Yards	28	9	
Rushes-Yards	417	149	
Net Yards Passing	50-210	14-53	
Passing (A-C-I)	207	96	
Sacked-Yards	30-17-0	31-11-4	
Punts-Average	6-42	2-8	
Fumbles-Lost	3-32	6-44.2	
Penalties-Yards Lost	4-2	0-0	
Time of Possession	6-64	3-2	
	41:18	18:42	

RUSHING

MIN: D. Nelson 17-73; Andersen 7-49; Dozier 8-45, 1 TD; Fenney 7-20; Rice 4-10; Kramer 2-5; W. Wilson 2-5; Gannon 3-3
NO: Hilliard 8-39; Mayes 3-11; Hebert 2-2; Jordan 1-1

PASSING

MIN: Wilson 20-11-0, 189 yards, 2 TDs; Kramer 9-5-0, 50 yards; Rice 1-1-0, 10 yards, 1 TD
NO: Hebert 19-9-2, 84 yards, 1 TD; Wilson 12-2-2, 20 yards

RECEIVING

MIN: Carter 6-79, 1 TD; D. Nelson 2-56; Lewis 2-27; Jordan 2-17, 1 TD; Rice 2-17; Jones 1-44, 1 TD; Gustafson 1-12; Anderson 1-(-3)
NO: Brenner 2-33; Hill 2-15; Hilliard 2-15; Pattison 2-18; Tice 2-13; Martin 1-10, 1 TD

CHICAGO BEARS 16, SAINTS 6

NFC Wild Card Playoff (Jan. 6, 1991) - Soldier Field (60,767)

In a clash between two of the NFL's top defenses, the Bears jumped ahead 10-0 and held off the Saints in an NFC Wild Card Playoff game at Soldier Field. The Bears went up 3-0 on a K **Kevin Butler** 33-yard FG after an interception. Chicago surged ahead by 10 points when QB **Mike Tomczak** connected with TE **James Thornton** on an 18-yard scoring pass. K **Morten Andersen** got the Saints on the scoreboard with a 47-yard FG with 1:38 remaining in the half. An offside call on New Orleans nullified a 61-yard return of a blocked Bears FG attempt in the third quarter. Chicago took advantage on the reprieve, driving to set up a 22-yard field goal to give the Bears a 13-3 advantage midway through the third quarter. The teams traded FGs in the final quarter, with Andersen drilling a 38-yard kick and Butler connecting from 21 yards out to produce the winning margin. Chicago RB **Neal Anderson** rushed 27 times for 102 yards and hauled in four passes for 42 yards as the Bears rolled up 365 total yards to the Saints' 193 yards of offense.

New Orleans Saints			0	3	0	3
Chicago Bears			3	7	3	3
Team	Q	Time	Play Description (Extra Point) (Drive Info)			
CHI	1	10:06	Butler 19 FG (6-32, 3:22)			
CHI	2	13:08	Thornton 18 pass from Tomczak (Butler kick) (6-62, 4:07)			
NO	2	1:38	Andersen 47 FG (6-18, 2:09)			
CHI	3	7:29	Butler 22 FG (16-60, 8:31)			
NO	4	12:26	Andersen 38 FG (6-61, 4:55)			
CHI	4	6:02	Butler 21 FG (9-68, 6:24)			

6			16
Total First Downs	NO	CHI	
Total Net Yards	11	18	
Rushes-Yards	193	365	
Net Yards Passing	18-65	43-189	
Passing (A-C-I)	128	176	
Sacked-Yards Lost	34-11-3	26-13-0	
Punts-Average	2-25	2-12	
Fumbles-Lost	3-30	2-27.5	
Penalties-Yards Lost	1-0	2-1	
Time of Possession	2-10	7-57	
	6-13	37-31	

RUSHING

NO: Fenerty 8-29; Fourcade 2-13; Hilliard 4-13; Heyward 4-10
CHI: Anderson 27-102; Muster 12-71; Green 2-8; Tomczak 2-8

PASSING

NO: Walsh 16-6-1, 74 yards; Fourcade 18-5-2, 79 yards
CHI: Tomczak 25-12-0, 166 yards, 1 TD; Anderson 1-1-0, 22 yards

RECEIVING

NO: Fenerty 4-22; Martin 2-47; Scales 1-31; Tice 1-19; Brenner 1-17; Perriman 1-11; Turner 1-6
CHI: Anderson 4-42; Thornton 2-43, 1 TD; Gentry 2-41; Morris 2-28; Muster 2-21; Davis 1-13

HISTORICAL PLAYOFF SUMMARIES

ATLANTA FALCONS 27, SAINTS 20

NFC Wild Card Playoff (Dec. 28, 1991) - Louisiana Superdome (68,794)

Atlanta posted 10 points in the final quarter – including a 61-yard TD grab by WR **Michael Haynes** – to defeat the Saints, 27-20, in a Wild Card clash between division rivals. A TD pass from QB **Bobby Hebert** to WR **Floyd Turner** gave New Orleans a 7-0 advantage and K **Morten Andersen** increased the lead with a 45-yard FG. The Falcons got on the board when QB **Chris Miller** found WR **Andre Rison** for a 24-yard TD pass in the second quarter. K **Norm Johnson's** 44-yard FG with 0:37 left in the first half tied the score, but the Saints responded with a 35-yard FG by Andersen for a 13-10 advantage at halftime. Atlanta surged ahead with a TD early in the third quarter, but the Saints came back when RB **Dalton Hilliard's** one-yard TD plunge. A 36-yard FG by Johnson tied it up, and Haynes' long TD with 2:41 left provided the winning margin. Hebert was intercepted with 1:10 left at the Atlanta 35.

Atlanta Falcons			0	10	7	10	27
New Orleans Saints			7	6	0	7	20
Team	Q	Time	Play Description (Extra Point) (Drive Info)				V-H
NO	1	8:57	Turner 26 pass from Hebert (Andersen kick) (11-78, 6:03)				0-7
NO	2	11:37	Andersen 45 FG (6-24, 3:19)				0-10
ATL	2	5:28	Rison 24 pass from Miller (Johnson kick) (11-80, 6:11)				7-10
ATL	2	0:37	Johnson 44 FG (10-37, 2:13)				10-10
NO	2	0:00	Andersen 35 FG (4-41, 0:37)				10-13
ATL	3	9:59	Haynes 20 pass from Miller (Johnson kick) (9-84, 5:01)				17-13
NO	4	14:10	Hilliard 1 run (Andersen kick) (19-80, 10:49) 17-20				
ATL	4	7:43	Johnson 36 FG (11-45, 6:27)				20-20
ATL	4	2:41	Haynes 61 pass from Miller (Johnson kick) (5-80, 1:53)				27-20

	ATL	NO
Total First Downs	20	23
Total Net Yards	334	330
Rushes-Yards	22-79	22-65
Net Yards Passing	255	265
Passing (A-C-I)	30-18-1	44-26-2
Sacked-Yards	5-36	1-8
Punts-Average	1-42	3-54
Fumbles-Lost	3-1	2-1
Penalties-Yards Lost	6-48	5-49
Time of Possession	26:52	33:08

RUSHING

ATL: Rozier 7-35; Pegram 11-26; Miller 4-18
NO: McAfee 14-49; Hebert 1-9; Hilliard 4-5, 1 TD; Jordan 3-2

PASSING

ATL: Miller 30-18-1, 291 yards, 3 TDs
NO: Hebert 44-26-2, 273 yards, 1 TD

RECEIVING

ATL: Haynes 6-144, 2 TDs; Pritchard 5-63; Rison 4-56, 1 TD; Thomas 1-19; Pegram 1-5; Dixon 1-4
NO: Martin 7-83; Turner 5-75, 1 TD; Early 5-41; Hilliard 5-33; Carroll 2-23; Tice 1-13; Jordan 1-5

PHILADELPHIA EAGLES 36, SAINTS 20

NFC Wild Card Playoff (Jan. 3, 1993) - Louisiana Superdome (68,893)

The Philadelphia Eagles rallied from a 20-7 deficit to defeat the Saints, 36-20, in an NFC Wild Card Playoff game at the Superdome. The Saints took a 7-0 lead in the first quarter when Craig **Heyward** scored on a one-yard run. The Eagles tied the game on a 57-yard TD pass but the Saints got a 17-7 halftime lead on a **Bobby Hebert** scoring pass and a 35-yard FG by **Morten Andersen**. Andersen drilled another FG in the third quarter, but Philadelphia pulled to 20-10 on a **Roger Ruzek** 40-yard FG. The Eagles grabbed a 24-20 lead with TDs on their first two possessions of the fourth quarter and Hebert was sacked for a safety by DE **Reggie White**. Ruzek booted a 39-yard FG and CB **Eric Allen** returned a INT for another score in the final minutes.

Philadelphia Eagles			7	0	3	26	36
New Orleans Saints			7	10	3	0	20
Team	Q	Time	Play Description (Extra Point) (Drive Info)				V-H
NO	1	9:20	Heyward 1 run (Andersen kick) (8-73, 5:40)				0-7
PHI	1	3:22	Barnett 57 pass from Cunningham (Ruzek kick) (4-80, 2:15)				7-7
NO	2	8:18	Andersen 35 FG (13-71, 7:07)				7-10
NO	2	4:14	Early 7 pass from Hebert (Andersen kick) (4-53, 2:25)				7-17
NO	3	6:28	Andersen 42 FG (5-44, 3:25)				7-20
PHI	3	1:01	Ruzek 40 FG (9-39, 4:05)				10-20
PHI	4	10:37	Barnett 35 pass from Cunningham (Ruzek kick) (9-64, 4:08)				17-20
PHI	4	6:48	Sherman 6 run (Ruzek kick) (5-26, 3:27)				24-20
PHI	4	5:36	Hebert sacked by White for a safety				26-20
PHI	4	2:36	Ruzek 39 FG (7-40, 3:00)				29-20
PHI	4	2:17	Allen 18 interception return (Ruzek kick)				36-20

	PHI	NO
Total First Downs	19	20
Total Net Yards	349	360
Rushes-Yards	28-136	20-76
Net Yards Passing	213	284
Passing (A-C-I)	35-19-0	39-23-3
Sacked-Yards	1-6	1-7
Punts-Average	5-51.2	3-45.3
Fumbles-Lost	1-1	1-1
Penalties-Yards Lost	4-37	4-35
Time of Possession	31:25	28:35

RUSHING

PHI: Sherman 21-105, 1 TD; Cunningham 2-19; Walker 5-12
NO: Dunbar 4-28; Heyward 10-23, 1 TD; Hebert 3-18; Hilliard 3-7

PASSING

PHI: Cunningham 35-19-0, 219 yards, 2 TDs
NO: Hebert 39-23-3, 291 yards, 1 TD

RECEIVING

PHI: Byars 6-37; Barnett 4-102, 2 TDs; Williams 4-36; Sherman 3-29; Green 1-14; Walker 1-1
NO: Early 7-93, 1 TD; Martin 5-64; Dunbar 4-49; Heyward 3-45; Brenner 2-24; Hilliard 1-10; Small 1-6

HISTORICAL PLAYOFF SUMMARIES

SAINTS 31, ST. LOUIS RAMS 28

NFC Wild Card Playoff (Dec. 30, 2000) - Louisiana Superdome (64,900)

The Saints earned the first playoff win in franchise history by jumping ahead to a commanding lead early by scoring 31 unanswered points and weathering a late St. Louis rally at the Superdome. After a St. Louis TD in the first quarter, the Saints scored on five of their next nine possessions. QB **Aaron Brooks** found WR **Robert Wilson** for a 12-yard TD pass and K **Doug Brien** hit a 33-yard FG for a 10-7 lead. Brooks then connected with WR **Willie Jackson** on TD passes of 10, 49 and 16 yards for a 31-7 lead with 11:57 left. The Rams mounted a comeback as QB **Kurt Warner** threw two TD passes and ran for another TD to pull St. Louis within three points. The Saints were forced to punt with 1:51 remaining, but the return was muffed by WR **Az-Zahir Hakim**. FB **Brian Milne** recovered the loose ball to seal the win. Jackson tied an NFL Playoff record with 3 TD catches as part of a six-catch, 142-yard day.

St. Louis Rams			7	0	0	21	28
New Orleans Saints			0	10	7	14	31
Team	Q	Time	Play Description (Extra Point) (Drive Info)				
STL	1	5:58	Bruce 17 pass from Warner (Wilkins kick) (11-68, 6:55)				
NO	2	14:56	Wilson 12 pass from Brooks (Brien kick) (11-70, 6:02)				
NO	2	1:30	Brien 33 FG (4-5, 0:51)				
NO	3	8:40	Jackson 10 pass from Brooks (Brien kick) (7-45, 3:23)				
NO	4	13:22	Jackson 49 pass from Brooks (Brien kick) (5-74, 2:55)				
NO	4	11:57	Jackson 16 pass from Brooks (Brien kick) (1-16, 0:05)				
STL	4	9:36	Proehl 17 pass from Warner (run failed) (4-80, 2:21)				
STL	4	3:52	Faulk 25 pass from Warner (Wilkins kick) (3-62, 0:48)				
STL	4	2:36	Warner 5 run (Faulk pass from Warner) (5-47, 1:07)				

	STL	NO
Total First Downs	17	17
Total Net Yards	384	301
Rushes-Yards	16-34	32-50
Net Yards Passing	350	251
Passing (A-C-I)	40-24-3	29-16-1
Sacked-Yards	2-7	6-12
Punts-Average	5-43.0	6-41.0
Fumbles-Lost	3-2	4-1
Penalties-Yards Lost	9-60	5-40
Time of Possession	28:29	31:31

RUSHING

STL: Faulk 14-24; Warner 1-5, 1 TD; Watson 1-5
NO: Brooks 10-26; Allen 16-21; Morton 2-5; Moore 3-1; Jackson 1-(-3)

PASSING

STL: Warner 40-24-3, 365 yards, 3 TDs
NO: Brooks 29-16-1, 266 yards, 4 TDs

RECEIVING

STL: Bruce 7-127, 1 TD; Faulk 7-99, 1 TD; Proehl 3-46, 1 TD; Williams 3-25; Hakim 2-42; Holt 2-26
NO: Jackson 6-142, 3 TDs; Wilson 3-41, 1 TD; Reed 3-27; Morton 2-34; A. Glover 1-16; Allen 1-6

MINNESOTA VIKINGS 34, SAINTS 16

NFC Divisional Playoff (Jan. 6, 2001) - Metrodome (63,881)

The Vikings raced out to a 21-point lead on the way to a 34-16 victory in the NFC Divisional Playoff game at the Metrodome. Minnesota QB **Daunte Culpepper** found WR **Randy Moss** for a 53-yard TD pass on the Vikings' opening series. The Saints pulled to 7-3, but Vikings K **Gary Anderson** hit a 24-yard FG and Culpepper connected with WR **Cris Carter** for a 17-yard TD to give Minnesota a 17-3 lead at halftime. The Vikings opened the second half with a 68-yard TD pass from Culpepper to Moss. The Saints added a TD pass from QB **Aaron Brooks** to TE **Dave Stachelski** to pull to 24-10, but the Vikings' Anderson hit a 44-yard FG and RB **Robert Smith** scored on a two-yard run for a 34-10 margin. New Orleans scored the game's final points as Brooks found WR **Willie Jackson** for a 48-yard TD pass with 2:19 left. Saints RB **Chad Morton** caught a NFL postseason record-tying 13 passes for 106 yards and Jackson added nine grabs for 125 yards.

New Orleans Saints			3	0	7	6	16
Minnesota Vikings			10	7	10	7	34
Team	Q	Time	Play Description (Extra Point) (Drive Info)				
MIN	1	11:57	Moss 53 pass from Culpepper (Anderson kick) (3-64, 1:20)				
NO	1	7:46	Brien 33 FG (10-65, 4:11)				
MIN	1	1:36	Anderson 24 FG (12-67, 6:10)				
MIN	2	1:29	Carter 17 pass from Culpepper (Anderson kick) (7-73, 3:40)				
MIN	3	13:33	Moss 68 pass from Culpepper (Anderson kick) (3-77, 1:27)				
NO	3	9:33	Stachelski 2 pass from Brooks (Brien kick) (8-83, 4:00)				
MIN	3	4:31	Anderson 44 FG (10-50, 5:02)				
MIN	4	10:46	Smith 2 run (Anderson kick) (8-29, 4:32)				
NO	4	2:19	Jackson 48 pass from Brooks (pass failed) (3-66, 0:58)				

	NO	MIN
Total First Downs	19	18
Total Net Yards	355	429
Rushes-Yards	17-69	32-127
Net Yards Passing	286	302
Passing (A-C-I)	48-30-2	31-17-0
Sacked-Yards	2-9	0-0
Punts-Average	5-39.0	5-45.0
Fumbles-Lost	0-0	1-0
Penalties-Yards Lost	7-40	5-60
Time of Possession	27:49	32:11

RUSHING

NO: Brooks 5-29; Morton 5-25; Williams 6-14; Allen 1-1
MIN: Smith 25-74, 1 TD; Culpepper 4-51; Morrow 3-2

PASSING

NO: Brooks 48-30-2, 295 yards, 2 TDs
MIN: Culpepper 31-17-0, 302 yards, 3 TDs

RECEIVING

NO: Morton 13-106; Jackson 9-125, 1 TD; Reed 2-29; Poole 2-12; Wilson 1-14; A. Glover 1-5; Stachelski 1-2, 1 TD
MIN: Carter 8-120, 1 TD; Moss 2-121, 2 TDs; Smith 2-25; Kleinsasser 2-18; Walters 1-7; Jordan 1-6; McWilliams 1-5

HISTORICAL PLAYOFF SUMMARIES

SAINTS 27, PHILADELPHIA EAGLES 24

NFC Divisional Playoff (Jan. 13, 2007) - Louisiana Superdome (70,001)

RB **Deuce McAllister** set a team playoff record with 143 rushing yards in leading the Saints to a come-from-behind victory over Philadelphia in the NFC Divisional Playoffs. McAllister, making his first NFL postseason appearance, rushed for one touchdown and caught another. New Orleans took the early lead after a pair of field goals, but Philadelphia struck on a 75-yard touchdown pass in the second quarter. The Saints responded with a lengthy drive capped by a four-yard TD burst by RB **Reggie Bush**, but the Eagles took a lead into halftime after an 80-yard touchdown drive. Philadelphia RB **Brian Westbrook** shook loose for a 65-yard touchdown run to open the second half, giving the Eagles a 21-13 advantage. But McAllister put the Saints ahead by capping the next two drives with a five-yard scoring run and an 11-yard TD reception. Philadelphia would add a field goal in the final quarter, but the Saints forced a punt on the Eagles' final possession, and the offense picked up a key first down to run out the clock and preserve the victory.

Philadelphia Eagles
New Orleans Saints

0 14 7 3
3 10 14 0

24
27

Team	Qtr	Time	Play Description (Extra Point) (Drive Info)
NO	1	9:24	Carney 33 FG (5-35, 2:05)
NO	2	14:46	Carney 23 FG (6-59, 1:33)
PHI	2	13:38	Stallworth 75 pass from Garcia (Akers kick) (3-76, 1:08)
NO	2	5:19	Bush 4 run (Carney kick) (14-78, 8:19)
PHI	2	0:50	Westbrook 1 run (Akers kick) (11-80, 4:29)
PHI	3	13:25	Westbrook 62 run (Akers kick) (3-80, 1:35)
NO	3	9:36	McAllister 5 run (Carney kick) (7-63, 3:49)
NO	3	1:05	McAllister 11 pass from Brees (Carney kick) (9-84, 6:21)
PHI	4	11:08	Akers 24 FG (9-64, 4:57)

	PHI	NO
Total First Downs	14	27
Total Net Yards	365	435
Rushes-Yards	20-123	37-208
Net Yards Passing	240	243
Passing (A-C-I)	30-15-0	32-20-0
Sacked-Yards	1-8	3-16
Punts-Average	6-38.5	3-40.3
Fumbles-Lost	1-0	2-1
Penalties-Yards Lost	6-39	3-39
Time of Possession	24:36	35:24

RUSHING

PHI: Westbrook 13-116, 2 TDs;
Garcia 4-9

NO: McAllister 21-143, 1 TD; Bush
12-52, 1 TD; Weatherford 1-15;

PASSING

PHI: Garcia 30-15-0, 240 yards, 1 TD
NO: Brees 32-20-0, 243 yards, 1 TD

RECEIVING

PHI: Stallworth 3-100, 1 TD; Brown
3-76; Westbrook 3-5; Smith 2-23;
Baskett 1-25; Buckhalter 1-8
NO: Colston 5-55; Miller 4-64;
McAllister 4-20, 1 TD; Bush 3-22;
Henderson 1-35; Campbell 1-23;
Owens 1-21

CHICAGO BEARS 39, SAINTS 14

NFC Conference Championship (Jan. 21, 2007) - Soldier Field (61,817)

In the club's first appearance in the NFC Championship Game, after trailing 16-0 the Saints sliced the Bears' lead to two points and were behind by only four early in the fourth quarter, but four turnovers proved too difficult to overcome. A fumble led to Chicago's first field goal late in the first quarter, and another fumble on the ensuing kickoff added another three-pointer for the Bears a few minutes later. Chicago would drive for a field goal in the second quarter to go ahead 9-0 and march for a TD on its next drive to take a 16-0 lead. The Saints would get on the scoreboard when WR **Marques Colston** hauled in a 13-yard touchdown with 51 seconds remaining in the first half. Chicago's lead shrunk to 16-14 when RB **Reggie Bush** scored on an 88-yard TD early in the second half. But QB **Drew Brees** was flagged for intentional grounding in the end zone for a safety later in the third quarter, and the Bears wore down the Saints in the fourth quarter following a pair of New Orleans turnovers and after the Saints failed to convert on two fourth-down attempts.

New Orleans Saints
Chicago Bears

0 7 7 0
3 13 2 21

14
39

Team	Q	Time	Play Description (Extra Point) (Drive Info)
CHI	1	0:41	Gould 19 FG (11-35, 4:44)
CHI	2	13:40	Gould 43 FG (4-5, 1:53)
CHI	2	8:52	Gould 24 FG (8-43, 3:25)
CHI	2	1:56	Jones 2 run (Gould kick) (8-69, 3:55)
NO	2	0:46	Colston 13 pass from Brees (Carney kick) (8-73, 1:10)
NO	3	12:20	Bush 88 pass from Brees (Carney kick) (2-93, 0:53)
CHI	3	5:27	Penalty on Brees enforced in end zone for a Safety
CHI	4	14:23	Berrian 33 pass from Grossman (Gould kick) (5-85, 2:24)
CHI	4	11:37	Benson 12 run (Gould kick) (4-26, 2:04)
CHI	4	4:19	Jones 15 run (Gould kick) (5-30, 3:02)

	NO	CHI
Total First Downs	15	18
Total Net Yards	375	340
Rushes-Yards	12-56	46-196
Net Yards Passing	319	144
Passing (A-C-I)	49-27-1	26-11-0
Sacked-Yards	3-35	0-0
Punts-Average	5-38.8	7-47.4
Fumbles-Lost	4-3	1-0
Penalties-Yards Lost	7-47	1-5
Time of Possession	27:45	35:15

RUSHING

NO: Bush 4-19; McAllister 6-18;
Karney 1-11; Brees 1-8
CHI: Jones 19-123, 2 TDs; Benson 24-
60, 1 TD; Davis 1-16

PASSING

NO: Brees 49-27-1, 354 yards, 2 TDs
CHI: Grossman 26-11-0, 144 yards,
1 TD

RECEIVING

NO: Bush 7-132, 1 TD; Colston 5-63, 1
TD; Miller 4-31; Copper 3-29; McAllister
3-27; Henderson 2-57; Campbell 2-6;
Karney 1-9
CHI: Berrian 5-85; 1 TD; McKie 3-6; Clark
1-30; Muhammad 1-20; Gilmore 1-3

HISTORICAL PLAYOFF SUMMARIES

SAINTS 45, ARIZONA CARDINALS 14

NFC Divisional Playoff (Jan. 16, 2010) - Louisiana Superdome (70,149)

The Saints punched a ticket to their second NFC Championship appearance in four years by throttling the Cardinals. New Orleans survived a 70-yard rushing score by Arizona on the first play of the game to score three straight first quarter touchdowns, including runs by RBs **Lynell Hamilton** and **Reggie Bush** and a 17-yard TD pass from QB **Drew Brees** to TE **Jeremy Shockey**. After Arizona RB **Beanie Wells** closed the score to 21-14 with a second quarter four-yard TD run, the Saints ran up 24 more unanswered points, punctuated by an 83-yard punt return for a score by Bush. After giving up the initial touchdown run, the Saints defense would only allow 31 more yards on the ground and forced two turnovers. The Saints controlled the ball for over 36 minutes and rolled up 27 first downs and 418 yards in the win.

Arizona Cardinals New Orleans Saints

			7	7	0	0	14
			21	14	10	0	45
Team	Q	Time	Play Description (Extra Point) (Drive Info)				V-H
ARZ	1	14:41	Hightower 70 run (Rackers kick) (1-70, 0:19)				7-0
NO	1	9:17	Hamilton 1 run (Hartley kick) (10-72, 5:24)				7-7
NO	1	7:02	Shockey 17 pass from Brees (Hartley kick) (4-37, 1:58)				7-14
NO	1	2:31	Bush 46 run (Hartley kick) (5-77, 2:54)				7-21
ARZ	2	9:40	Wells 4 run (Rackers kick) (9-80, 5:07)				14-21
NO	2	6:48	Henderson 44 pass from Brees (Hartley kick) (6-83, 2:52)				14-28
NO	2	1:10	Colston 2 pass from Brees (Hartley kick) (8-27, 4:38)				14-35
NO	3	8:26	Hartley 43 FG (6-39, 2:10)				14-38
NO	3	6:42	Bush 83 punt return (Hartley kick)				14-45

	ARZ	NO
Total First Downs	15	27
Total Net Yards	359	418
Rushes-Yards	15-101	34-171
Net Yards Passing	258	247
Passing (A-C-I)	36-24-1	32-23-0
Sacked-Yards	1-8	0-0
Punts-Average	6-43.5	4-42.8
Fumbles-Lost	3-1	0-0
Penalties-Yards Lost	3-22	6-44
Time of Possession	23:33	36:27

RUSHING

ARZ: Hightower 6-87, 1 TD; Wells 5-7, 1 TD; Stephens-Howling 2-4; Wright 1-3; Warner 1-0
NO: Bush 5-84, 1 TD; P.Thomas 13-52; Hamilton 5-23, 1 TD; Bell 6-11; Meachem 1-4; D.Thomas 1-0; Brees 3-(-3)

PASSING

ARZ: Warner 26-17-1, 205 yards; Leinart 10-7-0, 61 yards
NO: Brees 32-23-0, 247 yards, 3 TDs

RECEIVING

ARZ: Doucet 8-68; Fitzgerald 6-77; Breaston 4-52; Hightower 3-27; Urban 2-34; Becht 1-8
NO: Colston 6-83, 1 TD; Henderson 4-80, 1 TD; Bush 4-24; P.Thomas 4-18; Shockey 3-36, 1 TD; Moore 2-6

SAINTS 31, MINNESOTA VIKINGS 28 (OT)

NFC Conference Championship (Jan. 24, 2010) - Louisiana Superdome (71,276)

K **Garrett Hartley** hit a 40-yard field goal straight through the uprights in overtime to give the Saints a 31-28 victory and the club's first trip to the Super Bowl. The Vikings took an early 7-0 lead on a 19-yard touchdown run by RB **Adrian Peterson**. The Saints tied the score when QB **Drew Brees** threw a screen to RB **Pierre Thomas**, which he rambled 38 yards for a TD. The Vikings took the league back at the end of the first quarter on a five-yard scoring pass from QB **Brett Favre** to WR **Sidney Rice**. New Orleans took their first lead in the third quarter following a nine-yard TD pass from Brees to WR **Devery Henderson** and a nine-yard scoring run by Thomas. Peterson would run for two more TDs and the contest would go to overtime where CB **Tracy Porter** picked off Favre to set up the game-winning drive.

Minnesota Vikings New Orleans Saints

Minnesota Vikings			14	0	7	7	0	28
New Orleans Saints			7	7	7	7	3	31
Team	Q	Time	Play Description (Extra Point) (Drive Info)					V-H
MIN	1	9:35	Peterson 19 run (Longwell kick) (10-80, 5:25)					7-0
NO	1	6:30	P.Thomas 38 pass from Brees (Hartley kick) (7-76, 3:05)					7-7
MIN	1	2:11	Rice 5 pass from Favre (Longwell kick) (10-73, 4:19)					14-7
NO	2	10:30	Henderson 9 pass from Brees (Hartley kick) (7-64, 2:51)					14-14
NO	3	12:56	P.Thomas 9 run (Hartley kick) (4-37, 2:04)					14-21
MIN	3	7:35	Peterson 1 run (Longwell kick) (9-80, 5:21)					21-21
NO	4	12:39	Bush 5 pass from Brees (Hartley kick) (3-7, 1:31)					21-28
MIN	4	4:58	Peterson 2 run (Longwell kick) (7-57, 2:59)					28-21
NO	OT	10:15	Hartley 40 FG (10-39, 4:45)					28-31

	MIN	NO
Total First Downs	31	15
Total Net Yards	475	257
Rushes-Yards	36-165	23-68
Net Yards Passing	310	189
Passing (A-C-I)	46-28-2	31-17-0
Sacked-Yards	0-0	1-8
Punts-Average	4-39.0	7-51.3
Fumbles-Lost	6-3	1-1
Penalties-Yards Lost	5-32	2-14
Time of Possession	36:49	27:56

RUSHING

MIN: Peterson 25-122, 3 TDs; Taylor 6-28; Harvin 4-15; Favre 1-0
NO: P.Thomas 14-61, 1 TD; Bush 7-8; Brees 1-0; Hamilton 1-(-1)

PASSING

MIN: Favre 46-28-2, 310 yards, 1 TD
NO: Brees 31-17-0, 197 yards, 3 TDs

RECEIVING

MIN: Berrian 9-102; Harvin 5-38; Shiancoe 4-83; Rice 4-43, 1 TD; Taylor 3-18; Peterson 2-14; Kleinsasser 1-12
NO: Henderson 4-39, 1 TD; D.Thomas 3-32; P.Thomas 2-38, 1 TD; Bush 2-33, 1 TD; Colston 2-22; Meachem 2-19; Shockey 1-9; Moore 1-5

HISTORICAL PLAYOFF SUMMARIES

SAINTS 31, INDIANAPOLIS COLTS 17

Super Bowl XLIV (Feb. 7, 2010) - Sun Life Stadium (74,059)

Leading 24-17 and trying to stop the Colts offense, CB **Tracy Porter** intercepted a **Peyton Manning** pass and raced 74 yards for a touchdown that gave the Saints their first Super Bowl title. The Saints staved off two consecutive Colts drives that gave them an early 10-0 lead and responded with two long field goals by K **Garrett Hartley**. The Saints started the second half with a surprise outside kick, which was recovered by S **Chris Reis** and would lead to a 16-yard pass play on a screen from QB **Drew Brees** to RB **Pierre Thomas**. The Colts took the lead back midway through the third quarter on a four-yard run by RB **Joseph Addai**. New Orleans struck back with their first of 18 unanswered points when Hartley kicked, his third field goal, a 47-yarder to put the Saints within one point near the end of the third quarter. The Saints would then take the lead for good late in the fourth quarter when Brees found TE **Jeremy Shockey** for a two-yard TD, followed by a two-point conversion on a pass play to WR **Lance Moore**.

New Orleans Saints Indianapolis Colts

Team	Q	Time	Play Description (Extra Point) (Drive Info)	Score
IND	1	7:29	Stover 38 FG (11-53, 5:53)	0-3
IND	1	0:36	Garcon 19 pass from Manning (Stover kick) (11-96, 4:36)	0-10
NO	2	9:34	Hartley 46 FG (11-60, 6:02)	3-10
NO	2	0:00	Hartley 44 FG (5-26, 0:35)	6-10
NO	3	11:41	P.Thomas 16 pass from Brees (Hartley kick) (6-58, 3:19)	13-10
IND	3	6:15	Addai 4 run (Stover kick) (10-76, 5:26)	13-17
NO	3	2:01	Hartley 47 FG (8-37, 4:14)	16-17
NO	4	5:42	Shockey 2 pass from Brees (Brees-Moore pass) (9-59, 4:57)	24-17
NO	4	3:12	Porter 74 interception return (Hartley kick)	31-17

	NO	IND
Total First Downs	20	23
Total Net Yards	332	432
Rushes-Yards	18-51	19-99
Net Yards Passing	281	333
Passing (A-C-I)	39-32-0	45-31-1
Sacked-Yards	1-7	0-0
Punts-Average	2-44.0	2-45.0
Fumbles-Lost	0-0	0-0
Penalties-Yards Lost	3-19	5-45
Time of Possession	30:11	29:49

RUSHING

NO: P.Thomas 9-30; Bush 5-25; Bell 2-4; Brees 1-(-1); Henderson 1-(-7)
MIN: Addai 13-77, 1 TD; Brown 4-18; Hart 2-4

PASSING

NO: Brees 39-32-0, 288 yards, 2 TDs
MIN: Manning 45-31-1, 333 yards, 1 TD

RECEIVING

NO: Colston 7-83; Henderson 7-63; P.Thomas 6-55, 1 TD; Bush 4-38; Shockey 3-13, 1 TD; Moore 2-21; Meachem 2-6; D.Thomas 1-9
MIN: Clark 7-86; Addai 7-58; Collie 6-66; Garcon 5-66, 1 TD; Wayne 5-46; Brown 1-11



ALL-TIME ROSTER

Coaches

Abramowicz, Danny — Xavier (Ohio)	1997-99
Alexander, Hubbard — Tennessee State	2000-03
Allen, Dennis — Texas A&M	2006-10
Amadee, Lynn — Louisiana State	1973
April, Bobby — Nicholls State	1996-99
Arians, Bruce — Virginia Tech	1996
Atkins, Dave — Texas El-Paso	1996, 2000-04
Bailey, Adam — Louisville	2005-09
Baker, Joe — Princeton	2000-04
Barnes, Billy Ray — Wake Forest	1969-70, 75
Beake, Chip — South Carolina	2001-2005
Beake, John — Trenton State	1976-77
Beard, Ed — Tennessee	1978-80
Biles, Ed — Miami (Ohio)	1969-70
Bonamego, John — Central Michigan	2006-07, 2011-
Boudreau, Paul — Boston College	1987-93
Brown, Greg — Texas El-Paso	2002-2005
Buchanan, Buck — Grambling State	1976-77
Bunting, John — North Carolina	2000
Campbell, Whitey — Miami (Fla.)	1976-80
Capers, Dom — Mount Union	1986-91
Carmichael Jr., Pete — Boston College	2006
Champion, Jim — Mississippi State	1971-72
Cignetti, Frank Jr. — Indiana (Pa.)	2000-01
Clancy, Sam — Pittsburgh	2000-03
Clements, Tom — Notre Dame	1997-99
Corey, Walt — Miami	1997-99
Cummings, Bob — Vanderbilt	1973-75
Dalrymple, Dan — Miami (Ohio)	2006-
Davidson, Jeff — Ohio State	1996
Del Rio, Jack — Southern California	1997-98
Dickson, George — Notre Dame	1967-68
Ditka, Mike — Pittsburgh	1997-99
Ecklund, Brad — Oregon	1968-70
Eckrenbeck, Jim — San Diego State	1986
Everest, Al — Southern Methodist	2000-05
Everest, Andy — Texas-El Paso	1981-85
Fangio, Vic — East Stroudsburg	1986-94
Faulkner, Jack — Miami (Ohio)	1967-69
Fears, Tom — UCLA	1967-70
Franklin, Chet — Utah	1978-79
Garrett, Jim — Utah State	1976-77
Garrett, Judd — Princeton	1997-99
Gibbs, Gary — Oklahoma	2006-08
Glick, Fred — Colorado State	1980
Gullickson, Rock — Moorhead (Minn.) State	2000-05
Haslett, Jim — Indiana (Pa.)	1995-96, 2000-05
Hatley, Mark — Oklahoma State	1985
Hayes, Tom — Iowa	2006-07
Heffler, Ernie — Duquesne	1975
Heinrich, Don — Washington	1969-70
Henry, Jack — Indiana (Pa.)	2000-05
Henshaw, George — West Virginia	2006-07
Hewgley, Wimp — Wyoming	1974-75
Hill, Bob — Jackson State	1978-79
Hill, King — Rice	1981-85
Hobby, Marion — Clemson	2006-07
Holman, Rodney — Tulane	1998-99
Hostler, Jim — Indiana (Pa.)	2001-02
Hughes, Ed — Tulsa	1978-80
Ingalls, Bret — Wichita State	2009-
Jackson, Harold — Jackson State	1997-99
Jackson, Ricky — Pittsburgh	1998-99
James, Ned — New Mexico State	1998-99
Johnson, Bill — Northwestern (La.) State	2009-
Johnson, Curtis — Idaho	2006
Jones, Travis — Georgia	2008-
Kennan, Larry — LaVerne	1995
Khayat, Ed — Tulane	1967-70
Kiffin, Monte — Nebraska	1995
Knott, Ty — Oregon Tech	2003-2005
Kotite, Rich — Wagner	1977
Kromer, Aaron — Miami (Ohio)	2008-
Kuharich, Larry — Boston College	1998-99
Langsdorf, Danny — Linfield College	2002-2004
Ledbetter, Bob — Mississippi Industrial	1974-75
Levra, John — Pittsburg State (Kan.)	1981-85
Lombardi, Joe — Air Force	2007-
Mainord, Carlos — McMurray J.C.	1999
Mallory, Mike — Michigan	2008-
Malone, Terry — Holy Cross	2006-
Marciano, Joe — Temple	1986-95
Marcus, Evan — Ithaca	2000-2002
Marrone, Doug — Syracuse	2006-08
Matsko, John — Kent State	1994-96

Matuszak, Marv — Tulsa	1971-73
Mauck, Carl — Southern Illinois	1982-85
Mayeaux, Glenn — New Orleans	1996
McCarthy, Mike — Baker (Kan.)	2000-04
McHan, Lamar — Arkansas	1974-75, 78-84
McMahon, Greg — Eastern Illinois	2006-
Meyers, Bill — Stanford	1999
Misciagna, John — Dickinson College	2003
Moore, Tom — Iowa	1997
Mora, Jim E. — Occidental	1986-96
Mora, Jim L. — Washington	1992-96
Morton, John — Western Michigan	2006
Moss, Winston — Miami (Fla.)	2000-05
Myers, Chip — Northwestern Oklahoma State	1994
Neal, Dan — Kentucky	1997-99
Nicolau, Nick — Southern Connecticut	1980
Nolan, Dick — Maryland	1977-80
North, John — Vanderbilt	1973-75
Nunnely, Wayne — Nevada-Las Vegas	1995-96
Oden, Tony — Baldwin-Wallace	2006-
Orgeron, Ed — Northwestern (La.) State	2008
Pagano, John — Mesa State (Colo.)	1996-97
Palmieri, Jerry — Montclair State	2003
Palcic, Bob — Dayton	2000-05
Paternostro, Russell — San Diego State	1981-86
Paul, Markus — Syracuse	1998-99
Payton, Sean — Eastern Illinois	2006-
Pease, John — Utah	1986-94, 2004-2005
Petty, Phil — Missouri	2000
Phillips, Jim (Red) — Auburn	1973-75
Phillips, O.A. (Bum) — Stephen F. Austin	1981-85
Phillips, Wade — Houston	1981-85
Pratt, Tom — Miami	1978-80
Pyne, Jim — Virginia Tech	2005
Riecke, Lou — Louisiana State	1980
Richardson, Harold — Southern Methodist	1981-85
Riley, Mike — Alabama	2002
Roberts, J.D. — Oklahoma	1967-68, 71-73
Robinson, Jimmy — Georgia Tech	2004-2005
Robinson, Willy — Fresno State	2005
Roland, Johnny — Missouri	2005
Roy, Alvin — Louisiana State	1976-77
Royer, Jim — Navy	1970-72
Rutigliano, Sam — Tulsa	1976-77
Schonert, Turk — Stanford	2005
Shaw, Bob — Ohio State	1967-68
Shaw, Willie — New Mexico	1997
Sheppard, Mike — California Lutheran	2002-2005
Shipp, Ken — Middle Tennessee State	1971-72
Shively, Doug — Kentucky	1974-76
Sidwell, Steve — Colorado	1986-94
Skipper, Jim — Whittier	1986-95
Smith, Carl — Cal Poly-San Luis Obispo	1986-96
Smith, Jerry — Wisconsin	1969-70
Smith, Mark — North Carolina State	2004
Spencer, Joe — Oklahoma State	1981-85
Stanfel, Dick — San Francisco	1976-80, 97-98
Stram, Hank — Purdue	1976-77
Tate, Charlie — Florida	1971
Trimble, Steve — Maryland	1995
Van Zandt, Lance — Lamar	1981-84
Venturi, Rick — Northwestern	1996-2005
Vitt, Joe — Towson State	2006-
Walters, Steve — Arkansas	1986-96
Warren, Frank — Auburn	1995
White, Dixie — Texas Tech	1973
Whitehead, Bud — Florida State	1971-75
Withers, Everett — Appalachian State	1994
Wiggins, Paul — Stanford	1978-79
Williams, Gregg — Northeast Missouri State	2009-
Woicik, Mike — Boston College	1997-99
Wood, Dick — Auburn	1976-77
Woodford, Mike — Arizona	2001
Yaralian, Zaven — Nebraska	1997-99
Young, John Paul — Texas-El Paso	1981-85
Yowarsky, Walt — Kentucky	1967-68
Zapalac, Willie — Texas A&M	1981-85
Zook, Ron — Miami (Ohio)	2000-01

ALL-TIME ROSTER

Players

Players who have spent at least one regular season or postseason game on the active roster.

A

46	Abramowicz, Danny (WR) — Xavier (Ohio)	1967-73
53	Absher, Dick (LB) — Maryland	1969-71
69	Ackerman, Tom (C/G) — Eastern Washington	1996-2001
40	Adams, Michael (DB) — Arkansas State	1987-88
61	Adams, Sam (G) — Prairie View A&M	1981-83
64	Adams, Scott (G) — Georgia	1994
27	Adams, Vashone (S) — Eastern Michigan	1997
24	Adkins, Margene (WR) — Wichita State	1972
50,54	Aleaga, Ink (LB) — Washington	1997-99
69	Alexander, P.J. (T) — Syracuse	2003
30	Alexander, Vincent (FB) — Southern Mississippi	1987
65	Alleman, Andy (G) — Akron	2007
21	Allen, Eric (CB) — Arizona State	1995-97
50	Allen, James (LB) — Oregon State	2002-05
99	Allen, Kenderick (DT) — Louisiana State	2003
20	Allen, Terry (RB) — Clemson	2000
86	Alphin, Gerald (WR) — Kansas State	1990-91
43,33	Ambrose, Ashley (CB) — Mississippi Valley State	1999, 2003-04
7	Andersen, Morten (K) — Michigan State	1982-94
71	Anderson, Dick (T) — Ohio State	1967
77	Anderson, Gary (G) — Stanford	1978
81	Anderson, Jesse (TE) — Mississippi State	1993
96	Andrus, Sheldon (DT) — Nicholls State	1986-87
22	Anthony, Tyrone (RB) — North Carolina	1984-85
90	Archibald, Ben (T) — Brigham Young	2005
53	Arnoux, Stanley (LB) — Wake Forest	2010
87	Arrington, Adrian (WR) — Michigan	2009
87	Assoudu, K.C. (LB) — Central Oklahoma	2010
49	Askson, Bert (TE) — Texas Southern	1973
45	Athas, Pete (S) — Tennessee	1976
81	Atkins, Doug (DE) — Tennessee	1967-69
28	Atkins, Gene (S) — Florida A&M	1987-93
47	Austin, Cliff (RB) — Clemson	1983
92	Ayodele, Remi (DT) — Oklahoma	2008-10

B

78	Backes, Tom (G) — Oklahoma	1993
86	Baker, Melvin (WR) — Michigan	1975
38	Baker, Tony (RB) — Iowa State	1968-71
80	Banks, Gordon (WR) — Stanford	1980-81
24	Barclay, Chris (RB) — Wake Forest	2007
36	Barnes, Darian (FB) — Hampton	2008
51	Barnes, Derrick (LB) — Virginia	1997
10,6	Barnhardt, Tommy (P) — North Carolina	1987, 89-94
80	Barnwell, Malcolm (WR) — Virginia Union	1985
32	Barrington, Tom (RB) — Ohio State	1967-70
88	Bass, Don (TE) — Houston	1982
24	Bates, Mario (RB) — Arizona State	1994-97
63	Baumgartner, Steve (DE) — Purdue	1973-77
85	Beasley, John (TE) — California	1973-74
19,89	Beck, Brett (WR) — Louisiana State	1996-99
34	Bell, Carlos (TE) — Houston	1971
40,21	Bell, Mike (RB) — Arizona	2008-09
20	Bellamy, Jay (S) — Rutgers	2001-07
40	Bender, Wes (FB) — Southern California	1997
7	Benjamin, Guy (QB) — Stanford	1980
63	Bennett, Barry (DE) — Concordia (Minn.)	1978-81
91	Bennett, Monte (DT) — Kansas State	1981
83,86	Benson, Cliff (TE) — Purdue	1987-88
65	Bentley, LeCharles (G/C) — Ohio State	2002-05
17	Berger, Mitch (P) — Colorado	2003-05
46	Betts, Ladell (RB) — Iowa	2010
47	Beverly, Dwight (RB) — Illinois	1987
16	Blake, Jeff (QB) — East Carolina	2000-01
10	Blanchard, Cary (K) — Oklahoma State	1992
16	Blanchard, Tom (P) — Oregon	1974-78
76	Board, Dwaine (DE) — North Carolina A&T	1988
57	Bockwoldt, Colby (LB) — Brigham Young	2004-05
7	Boeke, Jim (T) — Heidelberg	1968
23	Booker, Fred (CB) — Louisiana State	2005
56	Bordano, Chris (LB) — Southern Methodist	1998-99
50	Bordelon, Ken (LB) — Louisiana State	1976-77, 79-82
25	Bosarge, Wade (DB) — Tulsa	1977
86	Botkin, Kirk (TE) — Arkansas	1994-95
4	Bouman, Todd (QB) — St. Cloud State	2003-05
77	Boyarsky, Jerry (DT) — Pittsburgh	1981
21	Boyd, Greg (S) — Arizona	1974
36	Boykin, Greg (RB) — Northwestern	1977
69	Boykin, McKinley (DT) — Mississippi	2007
35	Branch, Jamaal (RB) — Colgate	2006-07

95	Brannon, Robert (DE) — Arkansas	1987
9	Brees, Drew (QB) — Purdue	2006
85	Brenner, Hoby (TE) — Southern California	1981-93
10	Brewer, Johnny (LB) — Mississippi	1968-70
10	Brien, Doug (K) — California	1995-2000
67	Brooks, Stan (T) — Colorado	1980-92
2	Brooks, Aaron (QB) — Virginia	2000-05
99	Broughton, Willie (DT) — Miami (Fla.)	1995-96
96	Brown, Alex (DE) — Florida	2010
36	Brown, Bob (TE) — Alcorn State	1972-73
71	Brown, Charles (T) — Southern California	2010
22	Brown, Charlie (RB) — Missouri	1967-68
24,21,20	Brown, Derek (RB) — Nebraska	1993-96
35	Brown, Fakhr (CB) — Grambling State	2002-05
70	Brown, Jammal (T) — Oklahoma	2005-08
27	Brown, Ray (S) — West Texas A&M	1978-80
11	Brunell, Mark (QB) — Washington	2008-09
92	Bryant, Tony (DE) — Florida State	2003-05
16	Buck, Mike (QB) — Maine	1990-93
26	Buck, Vince (DB) — Central State (Ohio)	1990-95
29	Bullocks, Josh (S) — Nebraska	2005-08
36	Burchfield, Don (TE) — Ball State	1971
83	Burke, Vern (TE) — Oregon State	1967
55	Burkett, Jackie (LB) — Auburn	1967-70
11	Burns, Ed (QB) — Nebraska	1978-80
16	Burris, Bo (S) — Houston	1967-69
0	Burrough, Ken (WR) — Texas Southern	1970
80	Burton, Larry (WR) — Purdue	1975-77
25	Bush, Reggie (RB) — Southern California	2006-10
74	Bushrod, Jermon (T) — Towson	2007
38	Butler, Bill (RB) — Kansas State	1972-74
3	Butler, Skip (K) — Texas-Arlington	1971
45	Byrd, Israel (CB) — Utah State	1993-95

C

35	Campbell, Earl (RB) — Texas	1984-85
73	Campbell, Joe (DE) — Maryland	1977-80
80	Campbell, Mark (TE) — Michigan	2006-08
59	Campen, James (C/G) — Tulane	1987-88
4	Canfield, Sean (QB) — Oregon State	2010
35	Canty, Chris (CB) — Kansas State	2000
51	Capone, Warren (LB) — Louisiana State	1976
3	Carney, John (K) — Notre Dame	2001-06, 2009
65	Carr, Tom (DE) — Morgan State	1968
74	Carroll, Herman (DE) — Mississippi State	1994
55	Carroll, Travis (LB) — Florida	2002-03
55	Carroll, Wesley (WR) — Miami (Fla.)	1991-92
21	Carter, Dale (CB) — Tennessee	2002-03
65	Carter, David (C) — Western Kentucky	1984-85
32	Carter, Ki-Jana (RB) — Penn State	2003-04
41	Carter, Tim (CB) — Tulane	2001
52	Casillas, Jonathan (LB) — Wisconsin	2009
23	Cassady, Craig (DB) — Ohio State	1977
86	Caster, Rich (TE) — Jackson State	1981
51	Chambers, Rusty (LB) — Tulane	1975-76
59	Chandler, Wes (WR) — Florida	1978-81
89	Chapman, Clarence (CB) — Eastern Michigan	1976-80
89	Chapman, Gil (WR) — Michigan	1975
97	Charleston, Jeff (DE) — Idaho State	2008
92	Chase, Martin (DT) — Oklahoma	2000-02
33	Chatman, Jesse (RB) — Eastern Washington	2005
37,30	Cherry, Je'Rod (DB) — California	1996-99
85	Childs, Henry (TE) — Kansas State	1974-80
51	Childs, Ron (LB) — Washington State	1995
13	Cipa, Larry (QB) — Michigan	1974-75
71	Clancy, Kendrick (DT) — Mississippi	2007-09
75	Clark, Bruce (DE) — Penn State	1982-88
54	Clark, Danny (LB) — Illinois	2006, 10
78	Clark, Kelvin (G) — Nebraska	1982-85
89	Clark, Robert (WR) — North Carolina Central	1987-88
29	Clark, Vinnie (CB) — Ohio State	1994
51,50	Clarke, Phil (LB) — Pittsburgh	1999-2001
42	Clay, Willie (S) — Georgia Tech	1999
85	Cleeland, Cameron (TE) — Washington	1998-99, 2001
56	Clemons, Charlie (LB) — Georgia	2000-02
6	Cody, Bill (LB) — Auburn	1967-70
4	Cofer, Mike (K) — North Carolina State	1987
86	Colchico, Dan (DE) — San Jose State	1969
55	Coleman, Don (LB) — Michigan	1974-75
13	Collins, Kerry (QB) — Penn State	1998
43	Collins, Larry (RB) — Texas A&M-Kingsville	1980
59	Colman, Wayne (LB) — Temple	1969-74, 76
12	Coston, Marques (WR) — Hofstra	2006
66	Commiskey, Chuck (G) — Mississippi	1986-88
83	Connell, Albert (WR) — Texas A&M	2001
80	Conner, Darian (LB) — Jackson State	1994
74	Contz, Bill (T) — Penn State	1986-88
85	Conwell, Ernie (TE) — Washington	2003-06
41	Cook, Toi (CB) — Stanford	1987-93

ALL-TIMEROSTER

57	Coombs, Larry (C) — Idaho	1980
57	Cooper, Josh (DE) — Mississippi	2006-07
71	Cooper, Richard (T) — Tennessee	1990-95
18	Copper, Terrance (WR) — East Carolina	2006-08
79	Cordileone, Lou (DT) — Clemson	1967-68
44	Cordill, Olie (P) — Memphis	1969
47	Cortez, Bruce (CB) — Parsons	1967
39	Cota, Chad (S) — Oregon	1998
37	Covington, John (S) — Notre Dame	1995
51	Cox, Bryan (LB) — Western Illinois	2002
21	Craft, Jason (CB) — Colorado State	2004-08
75	Crangle, Mike (DE) — Tennessee-Martin	1972
32	Craver, Aaron (RB) — San Diego State	1998-99
43	Craver, Keyuo (CB) — Nebraska	2002-03
55	Creech, Bob (LB) — Texas Christian	1973
44	Crist, Chuck (S) — Penn State	1975-77
51	Croom, Sylvester (C) — Alabama	1975
51	Crosby, Ron (LB) — Penn State	1978
4	Cundiff, Billy (C) — Drake	2006
60	Cunningham, Carl (LB) — Houston	1971
15	Cuzzo, Gary (QB) — Virginia	1967

D

69	Dalton, Oakley (DT) — Jackson State	1977
10	Daniel, Chase (QB) — Missouri	2009
42	David, Jason (CB) — Washington State	2007-08
76	Davidson, Jeff (T) — Ohio State	1994
15	Davis, Bob (QB) — Virginia	1973
86	Davis, Dave (WR) — Tennessee State	1974
36	Davis, Dick (RB) — Nebraska	1970
53	Davis, Don (LB) — Kansas	1996-98
53	Davis, Isaac (G) — Arkansas	1997
63	Davis, Norman (G) — Grambling State	1969
35	Davis, Ted (LB) — Georgia Tech	1967-69
95	Davis, Travis (DT) — Michigan State	1990
47	Davis, Travis (S) — Notre Dame	1995
28	Davis, Troy (RB) — Iowa State	1997-99
86	Dawkins, Sean (WR) — California	1998
81	Dawsey, Lawrence (WR) — Florida State	1999
26,80	Dawsey, Stacey (WR) — Indiana	1987
55	DeForest, Joe (LB) — Louisiana-Lafayette	1987
47	DeGrenier, Jack (RB) — Texas-Arlington	1974
50	Del Rio, Jack (LB) — Southern California	1985-86
9,12	Delhomme, Jake (QB) — Louisiana-Lafayette	1998-2002
39	Deloatch, Curtis (CB) — North Carolina A&T	2006
19	Dempsey, Tom (K) — Palomar (Calif.) College	1969-70
87	DeRamus, Lee (WR) — Wisconsin	1995-96
32	DeRatt, Jim (DB) — North Carolina	1975
79	Derby, Glenn (T) — Wisconsin	1989-90
51	Didion, John (LB/C) — Oregon State	1971-74
80	Dinkins, Darnell (TE) — Pittsburgh	2009
56	Dixon, Ernest (LB) — South Carolina	1994-97
95	Dixon, Ronnie (DT) — Cincinnati	1993
66	Dobler, Conrad (G) — Wyoming	1978-79
25	Dodd, Al (WR) — Northwestern State	1969-71
72	Dombrowski, Jim (G/T) — Virginia	1986-96
86	Donovan, Tom (WR) — Penn State	1980
88	Dorris, Andy (DE) — New Mexico State	1973-76
21	Douglas, John (CB) — Texas Southern	1967-68
95	Douglas, Marques (DE) — Howard	2000
10	Douglass, Bobby (QB) — Kansas	1976-77
86,80	DuRoi, Marcuss (WR) — Tennessee State	1992-93
22	Drakeford, Tyrnone (CB) — Virginia Tech	1998-99
47	Drescher, Justin (LS) — Colorado	2010
83	Duckett, Kenny (WR) — Wake Forest	1982-85
96	Dumbauld, Jonathan (DE) — Kentucky	1986-88
55	Dunbar, Jo-Lonn (LB) — Boston College	2008
63	Dunbar, Jubilee (WR) — Southern	1973
86	Dunbar, Karl (DE) — Louisiana State	1993
39	Dunbar, Vaughn (RB) — Indiana	1992-94-95
10,15	Durkee, Charlie (K) — Oklahoma State	1967-68, 71-72
47	Dusenberry, Bill (RB) — Johnson C. Smith	1970

E

89	Early, Quinn (WR) — Iowa	1991-95
36	Eckel, Kyle (FB) — Navy	2009
63	Edelman, Brad (G) — Missouri	1982-89
83	Edwards, Kelvin (WR) — Liberty	1986
64	Elliott, Ted (DT) — Minn. State-Mankato	1987
99	Elliott, Tony (DT) — North Texas	1982-88
98	Ellis, Sedrick (DT) — Southern California	2008
52	Emanuel, Frank (LB) — Tennessee	1970
79	Epps, Tony (DT) — Memphis	1995
14	Erskine, Russell (K/P) — Texas	1979-83
54	Estes, Lawrence (DE) — Alcorn State	1970-71
59	Evans, Chuck (LB) — Stanford	1980-81
44	Evans, Heath (FB) — Auburn	2009-10

73	Evans, Jahri (G) — Bloomsburg	2006
54	Evans, Troy (LB) — Cincinnati	2007-09
17	Everett, Jim (QB) — Purdue	1994-96

F

10	Fagan, Julian (P) — Mississippi	1970-72
52	Faine, Jeff (C) — Notre Dame	2006-07
44	Farasopoulos, Chris (S) — Brigham Young	1974
56	Farher, Hap (LB) — Mississippi	1970
87	Farquhar, John (TE) — Duke	1997-98
38	Fassitt, Greg (CB) — Grambling State	2009
96	Faulkner, Jeff (DE) — Southern	1993
58	Federspiel Joe (LB) — Kentucky	1972-80
9	Feller, Happy (K) — Texas	1972-73
20	Felton, Eric (CB) — Texas Tech	1978-80
27,48	Fenderson, James (RB) — Hawaii	2001-03
22	Fenerty, Gill (RB) — Holy Cross	1990-91
56	Ferguson, Jim (LB) — Southern California	1968
71	Fersen, Paul (T) — Georgia	1973-74
28	Fichtner, Ross (S) — Purdue	1968
26	Fields, Jitter (PR) — Texas	1984
55	Fields, Mark (LB) — Washington State	1995-2000
11	Fife, Jason (QB) — Oregon	2006
69	Fifer, Bill (G) — West Texas A&M	1978
56	Fincher, Alfred (LB) — Connecticut	2005-07
44	Fink, Mike (CB) — Missouri	1973
63	Finnie, Roger (T) — Florida A&M	1979
55	Flanigan, Jim (LB) — Pittsburgh	1971
71	Folau, Spencer (T/G) — Idaho	2002-04
62	Fontenot, Jerry (C) — Texas A&M	1997-2003
70	Ford, Henry (DT) — Arkansas	2003
73	Ford, James (RB) — Texas Southern	1971-72
70	Ford, Brian (LB) — Washington State	1988-91
11	Fourcade, John (QB) — Mississippi	1987-90
53	Fourcade, Keith (LB) — Mississippi	1987
47	Fowler, Bobby (FB) — Louisiana Tech	1984-85
80	Franklin, P.J. (WR) — Tulane	1999
37	Franz, Todd (S) — Tulsa	2000
51	Fraser, Jim (P) — Wisconsin	1968
32	Frazier, Paul (RB) — Northwestern State	1989
55	Freeman, Reggie (LB) — Florida State	1993
15	Fritsch, Toni (K) — None	1982
55	Fujita, Scott (LB) — California	2006-09
24	Fuller, Johnny (S) — Lamar	1973-75
72	Fultz, Mike (DT) — Nebraska	1977-80

G

46	Gajan, Hokie (FB) — Louisiana State	1982-85
34	Galbreath, Tony (RB) — Missouri	1976-80
93	Galette, Junior (DE) — Stillman	2010
62,60,46,86	Gammon, Kendall (C) — Pittsburgh State	1996-99
72	Gandy, Wayne (T) — Auburn	2003-05
80	Garcia, Jim (DE) — Purdue	1967
88	Gardner, Talman (WR) — Florida State	2003-04
83	Garrett, Len (TE) — New Mexico Highlands	1973-75
20	Gary, Russell (S) — Nebraska	1981-86
64	Gay, Randall (CB) — Louisiana State	2008-10
97	Geathers, James (DE) — Wichita State	1984-89
60	George, Terrarus (DE) — Kansas State	2008
85	Ghent, Ronnie (TE) — Louisville	2007
15	Gibbs, Donnie (P) — Texas Christian	1974
27	Gibson, Antonio (SS) — Cincinnati	1986-89,92
77	Gilbert, Daren (T) — Cal State-Fullerton	1985-88
42,41	Gilliam, John (WR) — South Carolina State	1967-68,77
77	Giordano, Matt (S) — California	2010
37	Gleason, Steve (S) — Washington State	2000-06
31	Glenn, Aaron (CB) — Texas A&M	2008
29	Glenn, Wendie (S) — Indiana State	1991
82	Glover, Andrew (TE) — Grambling State	2000
97	Glover, La'Roi (DT) — San Diego State	1997-2001
91	Goff, Robert "Pig" (DT) — Auburn	1990-95
77	Goich, Dan (DT) — California	1971
88	Goodlow, Eugene (WR) — Kansas State	1983-86
76	Goodwin, Jonathan (C) — Michigan	2006-10
82	Gottschalk, Daren (TE) — Cal Lutheran	1987
4	Gowin, Toby (P) — North Texas	2000-02
7	Graham, Ben (P) — Deakin	2008
80	Graham, Jimmy (TE) — Miami (Fla.)	2010
1	Gramatica, Martin (K) — Kansas State	2007-08
40	Granger, Hoyle (RB) — Mississippi State	1971
94	Grant, Charles (DE) — Georgia	2002-09
58	Grant, Cie (LB) — Ohio State	2003-04
73	Gray, Cecil (T) — North Carolina	1993
21	Gray, David (DB) — East Los Angeles JC	1979
33	Gray, Kevin (DB) — Eastern Illinois	1982
72	Gray, Leon (T) — Jackson State	1982-83
37	Gray, Mel (RB) — Purdue	1986-88

ALL-TIMEROSTER

45	Green, Arthur (RB) — Albany State	1972
95	Green, Howard (DT) — Louisiana State	2003-04
85	Green, Paul (TE) — Southern California	1996
53	Green, Sammy (LB) — Florida	1980
10	Green, Skyler (WR) — Louisiana State	2008
23	Green, Victor (S) — Akron	2003
38	Greer, Donovan (CB) — Texas A&M	1997
32,33	Greer, Jahari (CB) — Tennessee	2009-
74	Gregory, Ted (DT) — Syracuse	1988
35	Gresham, Bob (RB) — West Virginia	1971-72
28	Groce, DeJuan (CB) — Nebraska	2006
78	Grooms, Elois (DE) — Tennessee Tech	1975-81
40	Gros, Earl (RB) — Louisiana State	1970
56	Groce, Jeff (C) — Auburn	1975-77
86	Groth, Lee (WR) — Bowling Green	1981-85
18	Guess, Terry (WR) — Gardner-Webb	1996
84	Guliford, Eric (WR) — Arizona State	1997-98
96	Gunn, Mark (DE) — Pittsburgh	1994
62	Gwinn, Ross (G) — Northwestern State	1968

H

81	Hakim, Az-Zahir (WR) — San Diego State	2005
79	Halapin, Mike (G) — Pittsburgh	1999
81, 89	Hall, Lamont (TE) — Clemson	2000-02, 2004-05
86	Hall, Tom (WR) — Minnesota	1967
56	Hall, Willie (LB) — Southern California	1972-73
83	Hamilton, Andy (WR) — Louisiana State	1975
30	Hamilton, Lynell (RB) — San Diego State	2008-09
70, 96	Hamiter, Uhuru (DL) — Delaware State	1998-99
99	Hand, Norman (DT) — Mississippi	2000-02
98	Hanna, Jim (DT) — Louisville	1994
10	Hansen, Brian (P) — Sioux Falls	1984-88
28	Harding, Greg (DB) — Nicholls State	1984
87	Hardy, Larry (TE) — Jackson State	1978-85
14	Hargett, Edd (QB) — Texas A&M	1969-72
69	Hargrove, Anthony (DL) — Georgia Tech	2009-10
80	Harper, Alvin (WR) — Tennessee	1997
28	Harper, Deveron (S) — Notre Dame	2003-04
13	Harper, Rod (WR) — Murray State	2009
41	Harper, Roman (S) — Alabama	2006-
3	Harrington, Joey (QB) — Oregon	2008
30	Harris, Bill (RB) — Colorado	1971
36, 26	Harris, Corey (CB) — North Alabama	1999-2000
80	Harris, Herbert (WR) — Lamar	1986-87
82	Harris, Ike (WR) — Iowa State	1978-81
92	Harris, Orient (DT) — Miami (Fla.)	2007
86	Harris, Rod (WR) — Texas A&M	1989
86	Harrison, Victor (WR) — North Carolina	1987
88	Hart, Ben (S) — Oklahoma	1967
72	Hart, Jeff (T) — Oregon State	1976
53	Hart, Tommy (DE) — Morris Brown	1980
5	Hartley, Garrett (K) — Oklahoma	2008-
67	Harvey, George (G) — Kansas	1967
52	Harvey, Richard Jr. (LB) — Tulane	1995-97
26	Harvey, Richard Sr. (DB) — Jackson State	1971
88	Hastings, Andre (WR) — Georgia	1997-99
70, 74	Haverdink, Kevin (T) — Western Michigan	1989-91
80	Havriak, Sam (WR) — Bucknell	1974
36	Hawthorne, Michael (CB) — Purdue	2000-03
29	Hayes, Billie (CB) — San Diego State	1972
89	Hayes, Mercury (WR) — Michigan	1996-97
92	Haynes, James (LB) — Mississippi Valley State	1984-89
81	Haynes, Michael (WR) — Northern Arizona	1994-96
97	Haynes, Michael (DE) — Penn State	2007
49	Hazelton, Major (DB) — Florida A&M	1970
3	Hebert, Bobby (QB) — Northwestern State	1985-89, 91-92
6	Heidel, Jimmy (S) — Mississippi	1967
19	Henderson, Devery (WR) — Louisiana State	2004-
20	Henderson, Othello (S) — UCLA	1993-94
87	Herrmann, Don (WR) — Waynesburg	1975-77
84	Hester, Jim (TE) — North Dakota	1967-69
64	Hester, Ray (LB) — Tulane	1971-73
23	Hewitt, Chris (S) — Cincinnati	1997-99
45, 34	Heyward, Craig (FB) — Pittsburgh	1988-92
62	Hilgenberg, Jay (C) — Iowa	1993
61	Hilgenberg, Joel (C/G) — Iowa	1984-93
62	Hill, John (C) — Lehigh	1975-84
87	Hill, Lonzell (WR) — Washington	1987-90
81	Hill, Randal (WR) — Miami (Fla.)	1997
40, 21	Hilliard, Dalton (RB) — Louisiana State	1986-93
76	Hills, Keno (G/T) — Louisiana-Lafayette	1996-99
81, 86	Hilton, Zachary (TE) — North Carolina	2003-05
78	Hines, Glen Ray (T) — Arkansas	1971-72
24	Hoaque, Terry (DB) — Georgia Tech	1984-85
53	Hobbs, Billy (LB) — Texas A&M	1997
80	Hobbs, Daryl (WR) — Pacific	1972
12	Hobert, Billy Joe (QB) — Washington	1997-99
98	Hodget, Milford (DE) — Washington State	1986
52	Hodge, Sedrick (LB) — North Carolina	2001-05

14	Hodson, Tom (QB) — Louisiana State	1995-96
57	Holden, Curtis (LB) — Washington State	2001
70	Holden, Sam (T) — Grambling State	1971
61	Holland, Montrae (G) — Florida State	2003-06
18	Hollas, Hugo (S) — Rice	1970-72
51	Holloway, Stan (LB) — California	1980
45	Holmes, Jack (RB) — Texas Southern	1978-82
21	Holt, Terrence (S) — North Carolina State	2008
87	Horn, Joe (WR) — Itawamba (Miss.) JC	2000-06
28	Hoskins, Derrick (S) — Southern Mississippi	1996
47	Houser, Kevin (LS) — Ohio State	2000-08
68	Housman, Walter T/G) — Upsala	1987
93	Howard, Darren (DE) — Kansas State	2000-05
29	Howard, Gene (CB) — Langston	1968-70
35	Howard, Reggie (CB) — Memphis	2000
20	Howell, Delles (CB) — Grambling State	1970-72
52	Huard, John (LB) — Maine	1971
70	Hubbard, Dave (T) — Brigham Young	1977
69	Hudson, Nat (G) — Georgia	1981
54	Hughes, Pat (LB) — Boston	1977-79
33	Hughes, Tyrone (CB) — Nebraska	1993-96
59	Humber, Ramon (LB) — North Dakota State	2010-
84	Humphrey, Tory (TE) — Central Michigan	2009-
76	Hunt, Kevin (T) — Doane	1978
60	Hunt, Robert (G) — Virginia	1999
32	Hunter, Earnest (RB) — Southeast Oklahoma	1996
28	Hurley, Bill (DB) — Syracuse	1982-83
88	Hyatt, Fred (WR) — Auburn	1973

I

47	Ingram, Jake (LS) — Hawaii	2010
12	Ingram, Kevin (QB) — East Carolina	1987
27	Irvin, Ken (CB) — Memphis	2002
82	Ismail, Qadry (WR) — Syracuse	1998
21	Israel, Steve (CB) — Pittsburgh	2001
29	Ivory, Chris (RB) — Tiffin	2010-

J

30	Jackson, Ernie (CB) — Duke	1972-77
91	Jackson, Grady (DT) — Knoxville	2002-03
47	Jackson, Greg (S) — Louisiana State	1996
58	Jackson, Jonathan (LB) — Oregon State	2001
57	Jackson, Rickey (LB) — Pittsburgh	1981-93
88	Jackson, Willie (WR) — Florida	2000-01
52	Jacobs, Harry (LB) — Bradley	1970
64	Jacob, Kendyl (G/C) — Kansas State	2002-05
22	Jakes, Van (CB) — Kent State	1986-88
50	James, Philip (C) — Southern	1987
43	Jean-Battiste, Garland (FB) — Louisiana State	1987
80	Jeffries, Haywood (WR) — North Carolina State	1996
96	Jeffries, Dameian (DE) — Alabama	1995
27	Jenkins, Malcolm (CB) — Ohio State	2009-
72	Jenkins, Trezelle (T) — Michigan	1997
36	Jennings, Stanford (RB) — Furman	1991
68	Jetton, Paul (G) — Texas	1992-93
19	Johnson, Alonzo (WR) — Central State (Ohio)	1998
22	Johnson, Benny (CB) — Johnson C. Smith	1976
34	Johnson, Bobby (DB) — Texas	1983-84, 86
77	Johnson, Carl (G) — Nebraska	1972-73
6	Johnson, Dirk (P) — Northern Colorado	2002
21	Johnson, Earl (CB) — South Carolina	1985
82	Johnson, Eric (TE) — Yale	2007
58	Johnson, J.R. (LB) — Syracuse	2002
94	Johnson, Joe (DE) — Louisville	1994-98, 2000-01
50	Johnson, John (LB) — Clemson	1995
45	Johnson, Nate (RB) — Texas Southern	1987
86	Johnson, Tony (TE) — Alabama	1996-98
95	Johnson, Trevor (DE) — Nebraska	2006
80	Johnson, Tyrone (WR) — Western State (Colo.)	1994
29	Johnson, Undra (RB) — West Virginia	1989
53	Johnson, Vaughan (LB) — North Carolina State	1986-93
90	Johnson, Walter (LB) — Louisiana Tech	1989
36	Jones, Andrew (RB) — Washington State	1975-76
58	Jones, Brian (LB) — Texas	1995-96, 98
19	Jones, Charlie (WR) — Fresno State	2000
74	Jones, Clarence (T) — Maryland	1996-98
53	Jones, Donta (LB) — Nebraska	2000
95, 92	Jones, Ernest (DE) — Oregon	1995, 98
29	Jones, Herana-Daze (S) — Indiana	2009
89	Jones, Jamal (WR) — North Carolina A&T	2006
59	Jones, J.J. (LB) — Arkansas	2001
78	Jones, Jerry (T) — Bowling Green	1967-69
32	Jones, Julius (RB) — Notre Dame	2010
21	Jones, Kim (FB) — Colorado State	1976-79
86, 89	Jones, Mike (WR) — Tennessee State	1986-87, 89
20	Jones, Ray (DB) — Southern	1973
27	Jones, Reginald (CB) — Memphis	1991-94

ALL-TIMEROSTER

27	Jones, Selwyn (CB) — Colorado State	1994
34	Jones, Tebucky (S) — Syracuse	2003-04
23	Jordan, Buford (FB) — McNeese State	1986-92
45	Jordan, Jimmy (RB) — Florida	1967
45	Joseph, Keith (RB) — Texas A&M	2006

K

43	Kaesviharn, Kevin (S) — Augustana (S.D.)	2007-08
71	Kaplan, Ken (T) — New Hampshire	1987
44	Karney, Mike (FB) — Arizona State	2004-08
46	Keamey, Jim (S) — Prairie View A&M	1976
28	Keaton, Curtis (RB) — James Madison	2002
78	Keim, Mike (T) — Brigham Young	1991
30	Kelley, Les (RB) — Alabama	1967-69
87	Kelly, Mike (TE) — Davidson	1973
33,24,42	Kelly, Rob (S) — Ohio State	1997-2000
5	Kempf, Florian (K) — Pennsylvania	1987
60	Kennard, Derek (G) — Nevada	1991-93
82	Kennison, Eddie (WR) — Louisiana State	1999
17	Kilmer, Billy (QB) — UCLA	1967-70
45	Kimbrough, Elbert (S) — Northwestern	1968
61	King, Ed (G) — Auburn	1995-97
53	Kingree, Rick (LB) — Tulane	1973-78
68	Kline, Alan (T) — Ohio State	1994-95
40	Knafele, Greg (TE) — Notre Dame	1983
53	Knight, Roger (LB) — Wisconsin	2001-04
29	Knight, Sammy (S) — Southern California	1997-2002
78	Knight, Shawn (DE) — Brigham Young	1987
66	Knowles, David (T) — Indiana	1977
55	Kohlbrand, Joe (LB) — Miami (Fla.)	1985-89
43	Kopay, Dave (LB) — Washington	1971
60	Korte, Steve (C) — Arkansas	1983-90
52	Kovach, Jim (LB) — Kentucky	1979-85
59	Kramer, Kent (TE) — Minnesota	1967
9	Kramer, Tommy (QB) — Rice	1990
21	Krimm, John (S) — Notre Dame	1982
50	Kupp, Jake (G) — Washington	1967-75
67	Kuziel, Bob (C) — Pittsburgh	1972
57	Kyle, Jason (LS) — Arizona State	2009-10

L

64	Lafary, Dave (T) — Purdue	1977-85
39	LaGrand, Morris (RB) — Tampa	1975
96	Lake, Antwan (DB) — West Virginia	2006-08
12	LaPorta, Phil (T) — Penn State	1974-75
67	Laufenberg, Babe (QB) — Indiana	1986
82	Lawrie, Nate (TE) — Yale	2005-06
39	Lawson, Odell (RB) — Langston	1973-74
58	Leach, Scott (LB) — Ohio State	1987
74	Leach, William (G/T) — North Carolina State	1987
48	Leach, Vonta (RB) — East Carolina	2006
60	Leckey, Nick (C) — Kansas State	2009
11	Lee, Bivian (CB) — Prairie View	1971-75
39	Lee, Carl (DB) — Marshall	1994
32	Lee, Mark (CB) — Washington	1991
43	Legette, Tyrone (CB) — Nebraska	1992-95
62	Leggett, Brad (C) — Southern California	1990-91
72	Leggett, Earl (DT) — Louisiana State	1967-68
35	Lehan, Michael (CB) — Minnesota	2008
68	Lehr, Matt (C/G) — Virginia Tech	2008
75,95	Leisle, Rodney (DT) — UCLA	2004-06, 09
52	Lemon, Mike (LB) — Kansas	1975
89	Lewis, Derrick (WR) — San Diego State	2002-03
93	Lewis, Gary (DT) — Oklahoma State	1983
22	Lewis, Gary (RB) — Arizona State	1970
24	Lewis, Marvin (RB) — Tulane	1982
84	Lewis, Michael (WR) — None	2001-05
98	Lewis, Reggie (DE) — San Diego State	1982-84
29	Lewis, Rodney (CB) — Nebraska	1982-84
3	Leypoldt, John (K) — None	1978
78	Linden, Errol (T) — Houston	1969-70
54	Lindsey, Dale (LB) — Western Kentucky	1973
7	Linhart, Toni (K) — Austria Tech	1972
86	Littles, Louis (WR) — Southern Mississippi	1992
20,21	Lippe, Earl (DB) — Miami (Fla.)	1998-99
48	Livingston, Andy (RB) — Phoenix (Ariz.) College	1969-70
61	Loberg, Greg (G/T) — California	1987
0	Logan, Obert (S) — Trinity	1967
2	Lohmiller, Chip (K) — Minnesota	1995
89	Long, Dave (DE) — Iowa	1969-72
26	Looney, Joe Don (RB) — Oklahoma	1969
34	Lorick, Tony (RB) — Arizona State	1968-69
46	Lumpkin, Sean (S) — Minnesota	1992-96
88	Lusk, Hendrick (TE) — Utah	1996
43	Lyons, Dicky (S) — Kentucky	1970

Mc

25,26,30	McAfee, Fred (RB) — Mississippi College	1991-93, 2000-06
29	McAlister, Chris (CB) — Arizona	2009
26	McAllister, Deuce (RB) — Mississippi	2001-09
36	McCall, Don (RB) — Southern California	1967-68, 70
29	McCauley, Marcus (CB) — Fresno State	2009
19	McClard, Bill (K) — Arkansas	1973-75
13,44	McCleskey, J.J. (WR/S) — Tennessee	1993-96
71,75	McCormick, Andy (G) — Toledo	1994-98
67	McCormick, Dave (T) — Louisiana State	1967-68
51	McCoey, Larry (LB) — Lamar	1987
59	McCoey, Matt (LB) — San Diego State	2007
59	McCray, Fred (FB) — Mississippi State	1997
93	McCray, Bobby (DE) — Florida	2008-09
80	McCulloch, Earl (WR) — Southern California	1974
36	McIntyre, Cory (RB) — West Virginia	2006
89	McGarity, Wayne (WR) — Texas	2001
18	McGeoghan, Phil (RB) — Maine	2003
49	McGill, Ralph (S) — Tulsa	1978-79
76	McGuire, Gene (C) — Notre Dame	1992
92	McIntosh, Toddrick (DE) — Florida State	1995
43,34	McKenzie, Mike (CB) — Memphis	2004-09
37	McKinley, Alvin (DT) — Mississippi State	2008
59	McKinnon, Ronald (LB) — North Alabama	2005
42	McLemore, Dana (DB) — Hawaii	1986
29	McMillian, Mark (CB) — Alabama	1996
207	McNeill, Rod (RB) — Southern California	1974-75
12	McNeill, Tom (P) — Stephen F. Austin	1967-69
5	McPherson, Adrian (QB) — Florida State	2005
25	McQuay, Leon (RB) — Tampa	1976

M

47	Mack, Cedric (CB) — Baylor	1992-93
24	Mack, Milton (CB) — Alcorn State	1987-91
36	Mallie, Marcus (FB) — Weber State	2009
8	Manning, Archie (QB) — Mississippi	1971-75, 77-82
91	Marchiol, Ken (LB) — Mesa State	1987
2	Mare, Olindo (K) — Syracuse	2007
75	Marrone, Doug (G) — Syracuse	1989
40	Marsalis, Jim (S) — Tennessee State	1977
23	Marshall, James (DB) — Jackson State	1980
59	Martin, Chris (LB) — Auburn	1983
22	Martin, D'Artagnan (CB) — Kentucky State	1971
84	Martin, Eric (WR) — Louisiana State	1985-93
10	Martin, Jamie (QB) — Weber State	2006-07
93	Martin, Wayne (DE/DT) — Arkansas	1989-99
86	Martini, Rich (WR) — Cal-Davis	1981
40	Massey, Robert (CB) — North Carolina Central	1989-90
23	Mathis, Kevin (CB) — Texas A&M-Commerce	2000-01
56	Mathis, Reggie (LB) — Oklahoma	1979-80
35	Matthews, Henry (RB) — Michigan State	1973
64	Maurer, Andy (G) — Oregon	1974
84	Mauti, Rich (WR) — Penn State	1977-80, 82-83
39	Maxie, Brett (S) — Texas Southern	1985-93
28	Maxson, Alvin (RB) — Southern Methodist	1974-76
75	Mayberry, Jermaine (G) — Texas A&M Kingsville	2005
22	Mayes, Michael (CB) — Louisiana State	1989
36	Mayes, Rueben (RB) — Washington State	1986-88, 90
17	Meachem, Robert (WR) — Tennessee	2007
5	Mehlhaff, Taylor (K) — Wisconsin	2008
80	Meier, Shad (TE) — Kansas State	1987
51,53	Melton, Terrence (LB) — Rice	2004-06
19	Merkens, Guido (QB/WR/DB) — Sam Houston State	1980-85
71	Merlo, Jim (LB) — Stanford	1973-74, 76-79
71	Merrill, Casey (DT) — Cal-Davis	1986
70	Meseroll, Mark (T) — Florida State	1978
92,99	Mickell, Darren (DE) — Florida	1996-97, 99
54	Middleton, Rick (LB) — Ohio State	1974-75
10	Mike-Mayer, Steve (K) — Maryland	1978
83	Miller, Billy (TE) — Southern California	2006-08
67	Miller, Bubba (C/G) — Tennessee	2002
84	Miller, Junior (TE) — Nebraska	1984
69	Miller, Les (DT) — Fort Hays State	1991-94
80	Miller, Mike (WR) — Tennessee	1985
51	Mills, Sam (LB) — Montclair State	1986-94
40	Milne, Brian (FB) — Penn State	2000
32	Minor, Lincoln (RB) — New Mexico State	1973
88	Mitchell, Derrell (WR) — Texas Tech	1994
83	Mitchell, Johnny (TE) — Nebraska	2001
94	Mitchell, Kawika (LB) — South Florida	2010
59	Mitchell, Keith (LB) — Texas A&M	1997-01
50	Mitchell, Kevin (LB) — Syracuse	1998-1999
50	Mitchell, Marvin (LB) — Tennessee	2007-10
40	Mitchell, Mel (S) — Western Kentucky	2002-05
25	Molden, Alex (CB) — Oregon	1996-2000
97	Monroe, Derrius (DE) — Virginia Tech	2002
77	Montgomery, Marv (T) — Southern California	1976-77

ALL-TIME ROSTER

24	Montgomery, Monty (S) — Houston	2004
74	Moore, Doug (DE) — Whittier	1971-72
74	Moore, Derland (DT) — Oklahoma	1973-85
95	Moore, Eric (DE) — Florida State	2006
32	Moore, Jerald (RB) — Oklahoma	2000
25	Moore, Jerry (S) — Arkansas	1973-74
16	Moore, Lance (WR) — Toledo	2006
21	Moore, Reynaud (CB) — UCLA	1971
73	Mooring, John (T) — Tampa	1974
57	Morgan, Mike (LB) — Louisiana State	1969-70
77	Morris, Chris (T) — Indiana	1975
76	Morrison, Don (T) — Texas-Arlington	1971-77
35	Morse, Bobby (FB) — Michigan State	1989-91
6	Morstead, Thomas (P) — Southern Methodist	2009-
30	Morton, Chad (RB) — Southern California	2000
42	Muncie, Chuck (RB) — California	1976-80
22	Muster, Brad (FB) — Stanford	1993-94
37	Myers, Tommy (S) — Syracuse	1972-81
55	Myles, DeShone (LB) — Nevada	2001

N

65	Naeole, Chris (G) — Colorado	1997-01
55	Nairne, Rob (LB) — Oregon	1981-83
23, 22	Neal, Lorenzo (FB) — Fresno State	1993-96
87, 68	Neal, Richard (DE) — Southern	1969-72, 78
36	Ned, Derrick (FB) — Grambling State	1993-95
67	Nesbit, Jamar (G/T) — South Carolina	2004-09
24	Nevett, Elijah (CB) — Clark Atlanta	1967-70
64	Newkirk, Robert (DE) — Michigan State	1999
41	Newland, Bob (WR) — Oregon	1971-74
30	Newman, Anthony (S) — Oregon	1995-97
86	Newman, Patrick (WR) — Utah State	1991-93
78	Newsome, Billy (DE) — Grambling State	1973-74
31	Newsome, Richard (S) — Michigan State	2001
38	Nicholson, Calvin (CB) — Oregon State	1989-91
77	Nicks, Carl (G) — Nebraska	2008-
93, 79	Ninkovich, Rob (DE) — Purdue	2006, 2008
11	Ninowski, Jim (QB) — Michigan State	1969
33	Norris, Moran (FB) — Kansas	2001-02
60	Novitsky, Craig (C/T) — UCLA	1994-96
13	Nussmeier, Doug (QB) — Idaho	1994-97
36	Nyvall, Vic (RB) — Northwestern State	1970

O

2	O'Neal, Ken (TE) — Oklahoma State	1987
10	O'Neal, Steve (P) — Texas A&M	1973
14	O'Sullivan, J.T. (QB) — Cal-Davis	2002-04
29	Ogden, Ray (WR) — Alabama	1967
86	Ojo, Onome (WR) — Cal-Davis	2001
28	Oldham, Chris (S) — Oregon	2000-01
85	Ortega, Buck (TE) — Miami (Fla.)	2008-09
35	Otis, Jim (RB) — Ohio State	1970
66	Oubre, Louis (G) — Oklahoma	1982-84
49	Owens, Artie (WR) — West Virginia	1980
72	Owens, Joe (DE) — Alcorn State	1975
86	Owens, John (TE) — Notre Dame	2006-07
83	Owens, Tinker (WR) — Oklahoma	1976, 78-80

P

35	Pahukoa, Shane (S) — Washington	1995
4	Pakulak, Glenn (P) — Kentucky	2008
3	Palko, Tyler (QB) — Pittsburgh	2007
52	Palmer, Dick (LB) — Kentucky	1972-73
75	Palmer, Emile (DT) — Syracuse	1996
42, 88	Parker, Joel (WR) — Florida	1974-75, 77
96	Parker, Steve (DE) — Idaho	1980
83	Parks, Dave (TE) — Texas Tech	1968-72
17	Partridge, Rick (P) — Utah	1979
80	Patton, Jerome (WR) — Washington	2002-04
81	Patten, David (WR) — Western Carolina	2007-08
88	Pattison, Mark (WR) — Washington	1987-88
51	Paul, Whitney (LB) — Colorado	1982-85
35	Pelluer, Scott (LB) — Washington State	1981-85
71	Perot, Pety (G) — Northwestern State	1985
80	Perriman, Brett (WR) — Miami (Fla.)	1988-90
39	Perry, Darren (S) — Penn State	2000
32	Perry, Vernon (S) — Jackson State	1983
33	Perry, Wilmont (RB) — Livingston	1998-99
79	Petitti, Rob (T) — Pittsburgh	2006
45	Petry, Stan (CB) — Texas Christian	1991
34	Phillips, Jess (RB) — Michigan State	1973-74
43	Phillips, Kim (CB) — North Texas	1989
37	Phiyaw, Dino (RB) — Oregon	1999
76	Pietrzak, Jim (C) — Eastern Michigan	1979-84
35	Pittman, David (CB) — Northwestern State	2008

75	Pittman, Elijah (DT) — Florida State	1998
22	Pitts, Julian (RB) — Philander Smith	1970
85	Poage, Ray (TE) — Texas	1967-70
25	Poe, Johnnie (CB) — Missouri	1981-87
82	Pollard, Bob (DE) — Weber State	1971-77
83	Poole, Keith (WR) — Arizona State	1997-2000
88	Pooler, Nate (WR) — Marshall	2005
70	Porter, Chris (G/T) — Duke	1991-95
59	Porter, Rufus (LB) — Southern	1995-96
22	Porter, Tracy (CB) — Indiana	2008-
40	Powell, Marvin (FB) — Southern California	1999
33	Preece, Steve (DB) — Oregon State	1969
90	Pressley, DeMario (DT) — North Carolina State	2009
75	Price, Elex (DT) — Alcorn State	1973-80
70	Price, Marcus (T) — Louisiana State	2000-01
31	Pringleau, Pierson (S) — Virginia Tech	2009-
23	Profit, Joe (RB) — Louisiana-Monroe	1973
65	Pruddhomme, Remi (G/C) — Louisiana State	1971-72

R

47	Rackley, David (DB) — Texas Southern	1985
21	Ramsey, Nate (S) — Indiana	1973
16	Ramsey, Steve (QB) — North Texas	1970
86	Rasby, Walter (TE) — Wake Forest	2003
66	Rasley, Rocky (G) — Oregon State	1974
22	Ray, Ricky (CB) — Norfolk State	1979-80
21	Reaves, Ken (CB) — Norfolk State	1974
56	Rebowe, Rusty (LB) — Nicholls State	1978
58	Redd, Glen (LB) — Brigham Young	1981, 83-86
60	Reed, Jake (WR) — Grambling State	2000-02
86	Reese, Don (DE) — Jackson State	1978-80
75	Reis, Chris (S) — Georgia Tech	2007-
75	Rengel, Mike (DT) — Hawaii	1969
76	Reyes, Tutan (T) — Mississippi	2000-02
84	Rhem, Steve (WR) — Minnesota	1994-95
1	Ricardo, Benny (K) — San Diego State	1980-81
55	Rice, Floyd (LB) — Alcorn State	1978
75	Richey, Mike (T) — North Carolina	1970
84	Riley, Preston (WR) — Memphis	1973
66, 68	Riley, Victor (T) — Auburn	2002-04
14	Riordan, Tim (QB) — Temple	1987
77	Rissmiller, Ray (T) — Georgia	1967
82	Rivers, Marcellus (TE) — Oklahoma State	2006
83	Roaches, Carl (KR) — Texas A&M	1985
77	Roaf, William (T) — Louisiana Tech	1993-2001
95	Robbins, Austin (DT) — North Carolina	1996-99
27	Roberts, Walt (WR) — San Jose State	1967
34	Robinson, Patrick (CB) — Florida State	2010-
70	Robinson, Craig (T) — Houston	1972-73
47	Robinson, Virgil (RB) — Grambling State	1971-72
15	Roby, Courtney (WR) — Indiana	2008-
34	Rodenberger, Jeff (FB) — Maryland	1987
59	Rodgers, Derrick (LB) — Arizona State	2003-04
54	Roe, Bill (LB) — Colorado	1987
38	Rogers, George (RB) — South Carolina	1981-84
41	Rogers, Jimmy (RB) — Oklahoma	1980-84
26	Rogers, Steve (RB) — Louisiana State	1975
75	Rollins, Baron (G) — Louisiana Tech	1994
44	Rose, George (CB) — Auburn	1967
55	Ross, Scott (LB) — Southern California	1991
78	Roth, Tom (C/G) — Southern Illinois	1994
70	Rourke, Jim (T) — Boston College	1985
54	Roussel, Tom (LB) — Southern Mississippi	1971-72
76	Rowe, Dave (DT) — Penn State	1967-70
3	Royals, Mark (P) — Appalachian State	1997-98
56	Ruff, Orlando (LB) — Furman	2003-04
89	Ryan, Sean (TE) — Boston College	2008
54	Ryzcek, Paul (C) — Virginia	1981

S

99	Sagapolutele, Pio (DT) — San Diego State	1997
68	Saindon, Pat (G) — Vanderbilt	1986
73	Sandeman, Bill (T) — Pacific	1967
74	Sanderson, Scott (G/T) — Washington State	2001-02
51	Saul, Bill (LB) — Penn State	1969
93, 95	Savage, Josh (DE) — Utah	2007-08
85	Savoie, Nicky (TE) — Louisiana State	1997
83	Scalles, Greg (TE) — Wake Forest	1988-91
21	Scarpatti, Joe (DB) — North Carolina State	1970
32	Scott, Bryan (S) — Penn State	2006
63	Schmidt, Roy (G) — Long Beach State	1967-68
64	Schmidt, Terry (CB) — Ball State	1974-75
65	Schreiber, Adam (G) — Texas	1985
38	Schultz, Randy (RB) — Northern Iowa	1967-68
71	Schumacher, Kurt (G) — Ohio State	1975-77
48	Schwartz, Don (S) — Washington State	1978-80
60	Schweda, Brian (DE) — Kansas	1967-68

ALL-TIME ROSTER

60	Westbrooks, Greg (LB) — Colorado	1975-77
84	Wheatley, Austin (TE) — Iowa	2000
39	Wheelwright, Ernie (RB) — Southern Illinois	1967-70
86	Whitaker, Creston (WR) — North Texas	1972
79	White, Mitch (T) — Oregon State	2001
98	Whitehead, Willie (DE/DT) — Auburn	1999-2006
23	Whitsell, Dave (CB) — Indiana	1967-69
59	Whittingham, Fred (LB) — Cal Poly-San Luis Obispo	1967-68
23	Whittle, Ricky (RB) — Oregon	1996
66	Wickert, Tom (G) — Washington State	1975-76
49	Wicks, Bob (WR) — Utah State	1974
47	Wilcox, Josh (TE) — Oregon	1998-99
99	Wilkinson, Jimmy (DL) — Oklahoma	2010
94	Wilks, Jim (DE/DT) — San Diego State	1981-93
82	Williams, Boo (TE) — Arkansas	2001-04
51	Williams, Brian (LB) — Southern California	2001
88	Williams, Brooks (TE) — North Carolina	1978-81
61	Williams, Del (G) — Florida State	1967-73
90	Williams, James (LB) — Mississippi State	1990-94
24	Williams, Joe (RB) — Wyoming	1972
45	Williams, John (FB) — Wisconsin	1986
66	Williams, Larry (G) — Notre Dame	1991
96	Williams, Melvin (DE) — Kansas State	2003-04
69	Williams, Ralph (G) — Southern	1985-86
86	Williams, Richard (WR) — Abilene Christian	1974
34	Williams, Ricky (RB) — Texas	1999-2001
21	Williams, Robert (CB) — North Carolina	1999
63	Williams, Wally (G) — Florida A&M	1999-2002
65	Williams, Willie (T) — Louisiana State	1994
63	Willis, Donald (G) — North Carolina A&T	1995-97
89	Willis, Len (WR) — Ohio State	1977
4	Wilmsmeyer, Klaus (P) — Louisville	1995-96
18	Wilson, Dave (QB) — Illinois	1981, 83-89
42, 24	Wilson, Jerry (CB) — Southern	2001-02
42	Wilson, Ray (S) — New Mexico	1994
80	Wilson, Robert (WR) — Florida A&M	2000-01
45	Wilson, Tim (FB) — Maryland	1983-84
79, 92	Wilson, Troy (DE) — Pittsburg State	1998-99
18	Wilson, Wade (QB) — Texas A&M-Commerce	1993-94
30	Wilson, Wayne (FB) — Shepherd	1979-86
71	Winans, Jeff (DT) — Southern California	1976
80	Winslow, Doug (WR) — Drake	1973
9	Winslow, George (P) — Villanova	1989
92	Winston, DeMond (LB) — Vanderbilt	1990, 92-94
56	Winston, Dennis (LB) — Arkansas	1982-85
68	Winther, Wimpy (C) — Mississippi	1972
24	Woerner, Scott (DB) — Georgia	1987
19	Wood, Gary (QB) — Cornell	1967
73	Wood, John (DE) — Louisiana State	1973
95	Woodard, Cedric (DT) — Texas	2005
65	Woods, Robert (T) — Tennessee State	1977-80
47	Woodson, Marv (S) — Indiana	1969
34	Word, Barry (RB) — Virginia	1987-88
7	Wuerffel, Danny (QB) — Florida	1997-99
23	Wyatt, Doug (S) — Tulsa	1970-72
43, 35	Wynn, DeShawn (RB) — Florida	2010
98	Wynn, Renaldo (DT/DE) — Notre Dame	2007

Y

1	Yepremian, Garo (K) — None	1979
65	Young, Bob (G) — Howard Payne	1981
66	Young, Brian (DT) — UTEP	2004-08
93	Young, Kevin (DE) — Utah State	1987
89	Young, Tyrone (WR) — Florida	1983-84
38, 28	Young, Usama (CB/S) — Kent State	2007-10
20	Younghood, George (S) — Los Angeles State	1967-68

Z

79	Zanders, Emanuel (G) — Jackson State	1974-80
34	Zellers, Ray (FB) — Notre Dame	1995-98

ALL-TIME ROSTER

0

Obert Logan (S) 1967

00

Ken Burrough (WR) 1970

1

Gary Yepremian (K) 1979
Benny Ricardo (K) 1980-81
Martin Gramatica (K) 2007-08

2

Chip Lohmiller (K) 1995
Aaron Brooks (QB) 2000-05
Olindo Mare (K) 2007

3

Skip Butler (K) 1971
John Leyboldt (K) 1978
Bobby Hebert (QB) 1985-89, 91-92
Mark Royals (P) 1997-98
John Carney (K) 2001-06, 09-10
Tyler Palko (QB) 2007
Joey Harrington (QB) 2008

4

Mike Cofer (K) 1987
Steve Walsh (QB) 1990-93
Klaus Wilmsmeyer (P) 1995-96
Toby Gowin (P) 2000-02
Todd Bouman (QB) 2003-05
Billy Cundiff (K) 2006
Glenn Pakulak (P) 2008
Sean Canfield (QB) 2010-

5

Florian Kempf (K) 1987
Heath Shuler (QB) 1997-98
Adrian McPherson (QB) 2005
Taylor Mehlhaff (K) 2008
Garrett Hartley (K) 2008-

6

Tommy Barnhardt (P) 1987, 89-94, 99
Dirk Johnson (P) 2002
Thomas Morstead (P) 2009-

7

Toni Linhart (K) 1972
Guy Benjamin (QB) 1980
Morten Andersen (K) 1982-94
Danny Wuerffel (P) 1997-99
Steve Weatherford (P) 2006-08
Ben Graham (P) 2008

8

Archie Manning (QB) 1971-75, 77-82

9

Happy Feller (K) 1972-73
George Winslow (P) 1989
Tommy Kramer (QB) 1990
Jake Delhomme (QB) 1998-99
Drew Brees (QB) 2006-

10

Charlie Durkee (K) 1967-68, 71-72
Julian Fagan (P) 1970-72

Steve O'Neal (P) 1973
Bobby Douglass (QB) 1976-77
Tom Jurich (K) 1978
Steve Mike-Mayer (K) 1978
Brian Hansen (P) 1984-88
Tommy Barnhardt (P) 1987, 89-94
Cary Blanchard (K) 1992
Doug Brien (K) 1995-2000
Jamie Martin (QB) 2006-07
Skyler Green (WR) 2008
Chase Daniel (QB) 2009-

11

Ronnie South (QB) 1968
Jim Ninowski (QB) 1969
Bivian Lee (CB) 1971-75
Ed Burns (QB) 1978-80
Richard Todd (QB) 1984
John Fourcade (QB) 1987-90
Billy Joe Tolliver (QB) 1998-2000
Jason Fife (QB) 2006
Mark Brunell (QB) 2008-09

12

Tom McNeill (P) 1967-69
Bobby Scott (QB) 1973-82
Babe Laufenberg (QB) 1986
Kevin Ingram (QB) 1987
Billy Joe Hobert (QB) 1997-99
Jake Delhomme (QB) 2000-02
Marques Colston (WR) 2006-

13

Larry Cipa (QB) 1974-75
McCleskey, J.J. (WR/S) 1993
Doug Nussmeier (QB) 1994-97
Kerry Collins (QB) 1998
Rod Harper (WR) 2009

14

Karl Sweetan (QB) 1968
Edd Hargett (QB) 1969-72
Russell Erxleben (K/P) 1979-83
Richard Todd (QB) 1985
Tim Riordan (QB) 1987
Tom Hodson (QB) 1995-96
J.T. O'Sullivan (QB) 2002-04
Levon Thomas (WR) 2005

15

Gary Cuzzo (QB) 1967
Charlie Durkee (K) 1967-68, 71-72
Bob Davis (QB) 1973
Donnie Gibbs (P) 1974
Rich Szaro (K) 1975-78
Toni Fritsch (K) 1982
Courtney Roby (WR) 2008-

16

Bo Burris (S) 1967-69
Steve Ramsey (QB) 1970
Ken Stabler (QB) 1982-84
Tom Blanchard (P) 1974-78
Mike Buck (QB) 1990-93
Lance Moore (WR) 2006-

17

Billy Kilmer (QB) 1967-70
Rick Partridge (P) 1979
Speedy Thomas (WR) 1973-74
Jim Everett (QB) 1994-96
Mitch Berger (P) 2003-05
Robert Meachem (WR) 2007-

18

Hugo Hollas (S) 1970-72
Dave Wilson (QB) 1981, 83-89
Wade Wilson (QB) 1993-94
Terry Guess (WR) 1996
Jeff Blake (QB) 2000-01
Phil McGoghan (WR) 2003
Terrance Copper (WR) 2006-08

19

Gary Wood (QB) 1967
Tom Dempsey (K) 1969-70
Bill McClard (K) 1973-75
Guido Merkens (QB/WR/DB) 1980-85
Brett Bech (WR) 1996
Alonzo Johnson (WR) 1998
Charlie Jones (WR) 2000
Devery Henderson (WR) 2004-

20

George Youngblood (S) 1967-68
Delles Howell (CB) 1970-72
John Wood (DE) 1973
Eric Felton (CB) 1978-80
Russell Gary (S) 1981-86
John Sutton (CB) 1987
Othello Henderson (S) 1993-94
Derek Brown (RB) 1995-96
Earl Little (CB) 1998
Terry Allen (RB) 2000
Jay Bellamy (S) 2001-07
Randall Gay (CB) 2008-10

21

John Douglas (CB) 1967-68
Carl Ward (S) 1969
Joe Scarpati (DB) 1970
Reynaud Moore (CB) 1971
Nate Ramsey (S) 1973
Ken Reeves (CB) 1974
Greg Boyd (S) 1974
David Gray (DB) 1979
John Krimm (S) 1982
Earl Johnson (CB) 1985
Dalton Hilliard (RB) 1987-93
Derek Brown (RB) 1993-94
Eric Allen (CB) 1995-97
Earl Little (CB) 1999
Robert Williams (CB) 1999
Steve Israel (CB) 2001
Dale Carter (CB) 2002-03
Jason Craft (CB) 2004-08
Terrence Holt (S) 2008
Mike Bell (RB) 2009
Julius Jones (RB) 2010

22

Charlie Brown (RB) 1967-68
Gary Lewis (RB) 1970
Elijah Pitts (RB) 1970
D'Artagnan Martin (CB) 1971
Howard Stevens (RB) 1973-74
Benny Johnson (CB) 1976
Ricky Ray (CB) 1979-80
Tyrone Anthony (RB) 1984-85
Van Jakes (CB) 1986-88
Derrick Taylor (S) 1987
Michael Mayes (CB) 1989
Gill Fenerty (RB) 1990-91
Brad Muster (FB) 1993-94
Lorenzo Neal (FB) 1995-96
Tyrone Drakeford (CB) 1998-99
Fred Thomas (CB) 2000-07
Tracy Porter (CB) 2008-

ALL-TIMEROSTER

23

Dave Whitsell (CB)	1967-69
Doug Wyatt (S)	1970-72
Joe Profit (RB)	1973
Charlie Thomas (KR)	1975
Craig Cassidy (DB)	1977
James Marshall (DB)	1980
Buford Jordan (FB)	1986-92
Lorenzo Neal (FB)	1993-94
Ricky Whittle (RB)	1996
Chris Hewitt (S)	1997-99
Kevin Mathis (CB)	2001
Victor Green (S)	2003
Fred Booker (CB)	2005
Omar Stoutmire (S)	2006
Pierre Thomas (RB)	2007-

24

Elijah Nevett (CB)	1967-70
Margene Adkins (WR)	1972
Joe Williams (RB)	1972
Johnny Fuller (S)	1973-75
Clarence Chapman (CB)	1976-80
Marvin Lewis (RB)	1982
Terry Hoage (DB)	1984-85
Scott Woerner (DB)	1987
Milton Mack (CB)	1987-91
Derek Brown (RB)	1993
Mario Bates (RB)	1994-97
Rob Kelly (S)	1998
Fred Weary (CB)	1999-2001
Monty Montgomery (S)	2004
Dwight Smith (S)	2005
Bryan Scott (S)	2006
Chris Barclay (RB)	2007
Leigh Torrence (CB)	2008-

25

Jerry Simmons (WR)	1967
Al Dodd (WR)	1969-71
Jerry Moore (S)	1973-74
Leon McQuay (RB)	1976
Wade Bosarge (DB)	1977
Johnnie Poe (CB)	1981-87
Fred McAfee (RB)	1991-93, 2001-05
Alex Molden (CB)	1996-2000
Reggie Bush (RB)	2006-10

26

Jimmy Heidel (S)	1967
Joe Don Looney (RB)	1969
Richard Harvey, Sr. (DB)	1971
Steve Rogers (RB)	1975
Jimmy Stewart (S)	1977
Jitter Fields (PR)	1984
Willie Tullis (CB)	1985-86
Stacey Dawsey (WR)	1987
Vince Buck (DB)	1990-95
Mickey Washington (CB)	1997
Lamar Smith (RB)	1999
Corey Harris (CB)	2000
Fred McAfee (RB)	2000
Deuce McAllister (RB)	2001-09

27

Walt Roberts (WR)	1967
Bobby Thompson (S)	1969
Rod McNeill (RB)	1974-75
Ray Brown (S)	1978-80
Greg Sternick (CB)	1983
Antonio Gibson (S)	1986-89, 92
Reginald Jones (CB)	1991-94
Selwyn Jones (CB)	1994
Vashone Adams (S)	1997

Rob Kelly (S)	2000
Ken Irvin (CB)	2002
James Fenderson (RB)	2002-03
Aaron Stecker (RB)	2004-08
Malcolm Jenkins (CB)	2009-

28

Ross Fichtner (S)	1968
Don Shy (RB)	1969
James Ford (RB)	1971-72
Alvin Maxson (RB)	1974-76
Bill Hurley (DB)	1982-83
Greg Harding (DB)	1984
Gene Atkins (S)	1987-93
Derrick Hoskins (S)	1996
Troy Davis (RB)	1997-99
Chris Oldham (S)	2000-01
Curtis Keaton (RB)	2002
Deveron Harper (DB)	2003-04
Sideeq Shabazz (S)	2005
Anthony Thomas (RB)	2005
DeJuan Groce (CB)	2006
Usama Young (CB/S)	2008-10

29

Ray Ogden (WR)	1967
Gene Howard (CB)	1968-70
Billie Hayes (CB)	1972
Maurice Spencer (CB)	1974-76, 78
Rodney Lewis (CB)	1982-84
Reggie Sutton (CB)	1987-88
Udra Johnson (RB)	1989
Vencie Glenn (S)	1991
Keith Taylor (S)	1992-93
Vinnie Clark (CB)	1994
Mark McMillian (CB)	1996
Sammy Knight (S)	1997-2002
Keyuo Craver (CB)	2003
Josh Bullocks (S)	2005-08
Chris McAlister (CB)	2009
Marcus McCauley (CB)	2009
Herana-Daze Jones (S)	2009
Chris Ivory (RB)	2010-

30

Les Kelley (RB)	1967-69
Bob Shaw (WR)	1970
Bill Harris (RB)	1971
Ernie Jackson (CB)	1972-77
Wayne Wilson (FB)	1979-86
Vincent Alexander (FB)	1987
Cedric Smith (FB)	1991
Anthony Newman (S)	1995-97
Je'Rod Cherry (DB)	1998-99
Chad Morton (RB)	2000
Fred McAfee (RB)	2006
Lynell Hamilton (RB)	2008-09

31

Jim Taylor (RB)	1967
Richard Newsome (S)	2001
Aaron Glenn (CB)	2008
Pierson Prioleau (S)	2009-

32

Tom Barrington (RB)	1967-70
Lincoln Minor (RB)	1973
Jim DeRatt (DB)	1975
Kim Jones (FB)	1976-79
Scott Stauch (RB)	1981
Vernon Perry (S)	1983
Darrell Toussaint (DB)	1987
Paul Frazier (RB)	1989
Mark Lee (CB)	1991
Vaughn Dunbar (RB)	1992, 94-95

Earnest Hunter (RB)	1996
Aaron Craver (RB)	1998-99
Jerald Moore (RB)	2000
Ki-Jana Carter (RB)	2003-04
Antowain Smith (RB)	2005
Jabari Greer (CB)	2009

33

Randy Schultz (RB)	1967-68
Steve Preece (DB)	1969
Mike Strachan (RB)	1975-80
Kevin Gray (DB)	1982
Junior Thurman (DB)	1987
Ernest Spears (S)	1990
Tyrone Hughes (CB)	1993-96
Rob Kelly (S)	1997
Wilmont Perry (RB)	1998-99
Moran Norris (FB)	2001-02
Ashley Ambrose (CB)	2003-04
Jesse Chatman (RB)	2005
Joey Thomas (CB)	2005
Keith Joseph (RB)	2006
Olaniyi Sobomehin (FB)	2008
Jabari Greer (CB)	2010-

34

Tony Lorick (RB)	1968-69
Carlos Bell (TE)	1971
Jess Phillips (RB)	1973-74
Tony Galbreath (RB)	1976-80
Bobby Johnson (DB)	1983-84, 86
Jeff Rodenberger (FB)	1987
Barry Word (RB)	1987-88
Craig Heyward (RB)	1989-92
Ray Zellars (FB)	1995-98
Ricky Williams (RB)	1999-2001
Teubucky Jones (S)	2003-04
Mike McKenzie (CB)	2005-09
Patrick Robinson (CB)	2010-

35

Ted Davis (LB)	1967-69
Jim Otis (RB)	1970
Bob Gresham (RB)	1971-72
Henry Matthews (RB)	1973
Jim Van Wagner (FB)	1978
Earl Campbell (RB)	1984-85
Bobby Morse (FB)	1989-91
Shane Pahukoa (S)	1995
Reggie Howard (CB)	2000
Chris Canty (CB)	2000
Fakhri Brown (CB)	2002-05
Jamaal Branch (RB)	2006-07
David Pittman (CB)	2008
Michael Lehan (CB)	2008
DeShawn Wynn (CB)	2010

36

Don McCall (RB)	1967-68, 70
Dick Davis (RB)	1970
Vic Nyval (RB)	1970
Don Burchfield (TE)	1971
Bob Brown (TE)	1972-73
Andrew Jones (RB)	1975-76
Greg Boykin (RB)	1977
Ruben Mayes (RB)	1986-88, 90
Stanford Jennings (RB)	1991
Derrick Ned (FB)	1993-95
Lamar Smith (RB)	1998, 2003
Corey Harris (CB)	1999
Michael Hawthorne (CB)	2000-02
Cory McIntrye (RB)	2006
Darian Barnes (FB)	2008
Kyle Eckel (FB)	2009
Marcus Mailei (FB)	2009

ALL-TIME NUMERICAL ROSTER

37

Steve Stonebreaker (LB)	1967-68
Tommy Myers (S)	1972-81
Mel Gray (RB)	1986-88
Bennie Thompson (S)	1989-91
Jimmy Spencer (CB)	1992-95
Je'Rod Cherry (S)	1996-97
Chad Cota (S)	1998
Dino Phil yaw (RB)	1999
Todd Franz (S)	2000
Steve Gleason (S)	2000-06
Matt Giordano (S)	2010

38

Phil Vandersea (LB)	1967
Tony Baker (RB)	1968-71
Bill Butler (RB)	1972-74
George Rogers (HB)	1981-84
Calvin Nicholson (CB)	1989-91
Donovan Greer (CB)	1997
Usama Young (CB)	2007
Greg Fassitt (CB)	2009

39

Ernie Wheelwright (RB)	1967-70
Odell Lawson (RB)	1973-74
Morris LaGrand (RB)	1975
Brett Maxie (S)	1985-93
Carl Lee (DB)	1994
John Covington (S)	1995
Darren Perry (S)	2000
Curtis Deloatch (CB)	2006
Chris Reis (S)	2007

40

Earl Gros (RB)	1970
Hoyle Granger (RB)	1971
Terry Schmidt (CB)	1974-75
Jim Marsalis (S)	1977
Greg Knafele (TE)	1983
Dalton Hilliard (RB)	1986
Michael Adams (DB)	1987-88
Robert Massey (CB)	1989-90
Wes Bender (FB)	1997
Marvin Powell (FB)	1999
Brian Milne (FB)	2000
Mel Mitchell (S)	2002-05
Mike Bell (RB)	2008

41

John Gilliam (WR)	1967-68, 77
Bob Newland (WR)	1971-74
Jimmy Rogers (RB)	1980-84
Toi Cook (CB)	1987-93
William Strong (CB)	1995-96
Tim Carter (CB)	2001
Roman Harper (S)	2006

42

John Gilliam (WR)	1967-68, 1977
Claxton Welch (WR)	1970
Jim Strong (RB)	1971-72
Joel Parker (WR)	1974-75
Chuck Muncie (RB)	1976-80
Toussaint Tyler (RB)	1981-82
Dana McLemore (DB)	1986
Ray Wilson (S)	1994
Fred Weary (CB)	1998
Willie Clay (S)	1999
Jerry Wilson (CB)	2001-02
Jason David (CB)	2007-08
Darren Sharper (S)	2009-10

43

Dicky Lyons (S)	1970
Dave Kopay (LB)	1971
Larry Collins (RB)	1980
Bobby Fowler (FB)	1984-85
Garland Jean Batiste (FB)	1987
Kim Phillips (CB)	1989
Tyrone Legette (CB)	1992-95
Ashley Ambrose (CB)	1999
Keyuo Craver (CB)	2002-03
Mike McKenzie (CB)	2004
Kevin Kaesviharn (S)	2007-08
DeShawn Wynn (RB)	2010

44

George Rose (CB)	1967
Olie Cordill (P)	1969
Mike Fink (CB)	1973
Chris Farasopolos (S)	1974
Chuck Crist (S)	1975-77
Dave Waymer (DB)	1980-89
J.J. McCleskey (WR/S)	1994-96
Fred McCrary (FB)	1997
Rob Kelly (S)	1999
Terrelle Smith (FB)	2000-03
Mike Karney (FB)	2004-08
Heath Evans (FB)	2009-10

45

Jimmy Jordan (RB)	1967
Elbert Kimbrough (S)	1968
Arthur Green (RB)	1972
Pete Athas (S)	1976
Jack Holmes (RB)	1978-82
Time Wilson (FB)	1983-84
John Williams (FB)	1986
Nate Johnson (RB)	1987
Craig Heyward (RB)	1988
Stan Petry (CB)	1991
Israel Byrd (CB)	1993-95

46

Danny Abramowicz (WR)	1967-73
Jim Kearney (S)	1976
Hokie Gajan (FB)	1982-85
Sean Lumpkin (S)	1992-96
Kendall Gammon (LS)	1998
Ladell Betts (RB)	2010

47

Bruce Cortez (CB)	1967
Marv Woodson (S)	1969
Bill Dusenbery (RB)	1970
Virgil Robinson (RB)	1971-72
Jack DeGrenier (RB)	1974
Mike Spivey (CB)	1980-81
Cliff Austin (RB)	1983
David Rackley (DB)	1985
Dwight Beverly (RB)	1987
Cedric Mack (CB)	1992-93
Travis Davis (S)	1995
Greg Jackson (S)	1996
Josh Wilcox (TE)	1998-99
Kevin Houser (LB)	2000-08
Jake Ingram (LS)	2010
Justin Drescher (LS)	2010

48

Andy Livingston (RB)	1969-70
Don Schwartz (S)	1978-80
James Fenderson (RB)	2002
David Sloan (TE)	2003
Vonta Leach (FB)	2006

49

Major Hazelton (DB)	1970
Bob Wicks (WR)	1974
Ralph McGill (S)	1978-79
Artie Owens (WR)	1980
Frank Wattelet (S)	1981-87
Tommie Stowers (TE)	1992-93
K.C. Asioudu (LB)	2010

50

Jake Kupp (G)	1967-75
Ken Bordelon (LB)	1976-77, 79-82
Jack Del Rio (LB)	1985-86
Philip James (C)	1987
John Johnson (LB)	1995
Ink Aleaga (LB)	1997
Kevin Mitchell (LB)	1998-99
Corey Terry (LB)	2000
Phil Clarke (LB)	2001
James Allen (LB)	2002-05
Marvin Mitchell (LB)	2007-10

51

Jim Fraser (P)	1968
Bill Saul (LB)	1969
John Didion (LB/C)	1971-74
Sylvester Croom (C)	1975
Rusty Chambers (LB)	1975-76
Warren Capone (LB)	1976
Ron Crosby (LB)	1978
Stan Holloway (LB)	1980
Whitney Paul (LB)	1982-85
Sam Mills (LB)	1986-94
Larry McCoy (LB)	1987
Ron Childs (LB)	1995
Derrick Barnes (LB)	1997
Phil Clarke (LB)	1999-2000
Brian Williams (LB)	2001
Bryan Cox (LB)	2002
Terrence Melton (LB)	2004-06
Brian Simmons (LB)	2007
Jonathan Vilma (LB)	2008

52

Frank Emanuel (LB)	1970
Harry Jacobs (LB)	1970
John Huard (LB)	1971
Dick Palmer (LB)	1972-73
Mike Lemon (LB)	1975
Skip Vanderbunt (LB)	1978
Jim Kovach (LB)	1979-85
Brian Forde (LB)	1988-91
Mike Stonebreaker (LB)	1994
Richard Harvey, Jr. (LB)	1995-97
Vinson Smith (LB)	1998-99
Sedrick Hodge (LB)	2001-05
Jeff Faine (C)	2006-07
Jonathan Casillas (LB)	2009

53

Dave Simmons (LB)	1967
Dick Absher (LB)	1969-71
Billy Hobbs (LB)	1972
Rick Kingree (LB)	1973-77
Tommy Hart (DE)	1980
Sammy Green (LB)	1980
Scott Pelluer (LB)	1981-85
Vaughan Johnson (LB)	1986-93
Keith Fourcade (LB)	1987
Don Davis (LB)	1996-98
Donta Jones (LB)	2000
Roger Knight (LB)	2001-04
T.J. Slaughter (LB)	2005
Mark Simoneau (LB)	2006-08
Stanley Arnoux (LB)	2010

ALL-TIME NUMERICAL ROSTER

54

Joe Wendryhoski (C)	1967-68
Tom Roussel (LB)	1971-72
Dale Lindsey (LB)	1973
Rick Middleton (LB)	1974-75
Pat Hughes (LB)	1977-79
Paul Ryczek (C)	1981
Ed Simonini (LB)	1982
Alvin Tolles (LB)	1985-88
Bill Roe (LB)	1987
Winfred Tubbs (LB)	1994-97
Ink Aleaga (LB)	1998-99
Darrin Smith (LB)	2000-04
Danny Clark (LB)	2006
Troy Evans (LB)	2007-09
Ramon Humber (LB)	2010-

55

Jackie Burkett (LB)	1967-70
Jim Flanigan (LB)	1971
Tom Stincic (LB)	1972
Bob Creech (LB)	1973
Don Connelan (LB)	1974-75
Floyd Rice (LB)	1978
Dave Washington (LB)	1980
Rob Nairne (LB)	1981-83
Joe Kohlbrand (LB)	1985-89
Joe DeForest (LB)	1987
Scott Ross (LB)	1991
Reggie Freeman (LB)	1993
Mark Fields (LB)	1995-2000
DeShone Myles (LB)	2001
Travis Carroll (LB)	2002
Courtney Watson (LB)	2004-05
Scott Fujita (LB)	2006-09
Danny Clark (LB)	2010

56

Jim Ferguson (LB)	1968
Hap Farber (LB)	1970
Willie Hall (LB)	1972-73
Lee Gross (C)	1975-77
Rusty Reboweb (LB)	1978
Reggie Mathis (LB)	1979-80
Dennis Winston (LB)	1982-85
Pat Swilling (LB)	1986-92
Ron Weissenhofer (LB)	1987
Ernest Dixon (LB)	1994-97
Chris Bordon (LB)	1998-99
Charlie Clemons (LB)	2000-02
Orlando Ruff (LB)	2003-04
Alfred Fincher (LB)	2005-07
Jo-Lonn Dunbar (LB)	2008-

57

Mike Morgan (LB)	1969-70
Jim Merlo (LB)	1973-74, 76-79
Larry Coombs (C)	1980
Rickey Jackson (LB)	1981-93
Curtis Holden (LB)	2001
Colby Bockwoldt (LB)	2004-05
Jason Kyle (LS)	2009-10

58

Eli Strand (G)	1967
Joe Federspiel (LB)	1972-80
Glen Redd (LB)	1981, 83-86
Scott Leach (LB)	1987
Darion Conner (LB)	1994
Brian Jones (LB)	1995-96, 98
Joe Tuipala (LB)	1999
Phillip Ward (LB)	2000
Jonathan Jackson (LB)	2001
J.R. Johnson (LB)	2002

Cie Grant (LB)	2003-04
Scott Shanle (LB)	2006-

59

Fred Whittingham (LB)	1967-68
Wayne Colman (LB)	1969-74, 76
Chuck Evans (LB)	1980-81
Chris Martin (LB)	1983
James Campen (C/G)	1987-88
Rufus Porter (LB)	1995-96
Keith Mitchell (LB)	1997-2001
J.J. Jones (LB)	2002
Derrick Rodgers (LB)	2003-04
Ronald McKinnon (LB)	2005
Matt McCoy (LB)	2007
Anthony Waters (LB)	2009-10

60

Brian Schweda (DE)	1967-68
Doug Sutherland (G)	1970
Carl Cunningham (LB)	1971
Greg Westbrook (LB)	1975-77
Don Reese (DE)	1978-80
Steve Korte (C)	1983-90
Derek Kennard (G)	1991-93
Craig Novitsky (C/T)	1994-96
Kendall Gammon (C)	1997
Robert Hunt (G)	1999
Ben Archibald (T)	2005
Tearius George (DE)	2008
Nick Leckey (C)	2009

61

Del Williams (G)	1967-73
Mike Watson (T)	1977
Sam Adams (G)	1981
Joel Hilgenberg (C/G)	1984-93
Greg Loberg (G/T)	1987
Ed King (G)	1995-97
Montrae Holland (G)	2003-06

62

Ross Gwinn (G)	1968
John Hill (C)	1975-84
Brad Leggett (C)	1990-91
Jay Hilgenberg (C)	1993
Jeff Uhlenhake (C)	1994-95
Kendall Gammon (C)	1996
Jerry Fontenot (C)	1997-2003

63

Roy Schmidt (G)	1967-68
Norman Davis (G)	1969
Steve Baumgartner (DE)	1973-77
Barry Bennett (DE)	1978-81
Roger Finnie (T)	1979
Brad Edelman (G)	1982-89
Karl Dunbar (DE)	1993
Donald Willis (G)	1995-97
Wally Williams (G/C)	1999-2002
Chad Setterstrom (G)	2004-05

64

Ray Hester (LB)	1971-73
Andy Maurer (G)	1974
Dave Lafary (T)	1977-85
Ted Elliott (DT)	1987
Scott Adams (G)	1994
Robert Newkirk (DE)	1999
Kendyl Jacox (G/C)	2002-05
Zach Strief (T)	2006-

65

Tom Carr (DE)	1968
Remi Prudhomme (G/C)	1971-72
Dave Thompson (T)	1974-75
Robert Woods (T)	1977-80
Bob Young (G)	1981
David Carter (C)	1984-85
Adam Schreiber (G)	1985
Steve Trapilo (G)	1987-90, 92
Willie Williams (T)	1994
Chris Nacole (G)	1997-2001
LeCharles Bentley (G/C)	2002-05
Andy Alleman (G)	2007
Matt Tennant (G/C)	2010-

66

Bill Cody (LB)	1967-70
Royce Smith (G)	1972-73
Rocky Rasley (G)	1974
Tom Wickert (G)	1975-76
David Knowles (T)	1977
Conrad Dobler (G)	1978-79
Louis Oubre (G)	1982-84
Chuck Commiskey (G)	1986-88
Larry Williams (G)	1991
Mike Versteegen (G)	1995-97
Victor Riley (T)	2002
Brian Young (DT)	2004-08

67

George Harvey (G)	1967
John Shinner (G)	1969-71
Bob Kuziel (C)	1972
Phil LaPorta (T)	1974-75
John Watson (T)	1977-79
Stan Brock (T)	1980-92
Andy McCollum (G)	1994-98
Bubba Miller (C)	2002
Jamar Nesbit (G/T)	2004-09

68

Richard Neal (DE)	1969-72, 1978
Wimpy Winther (C)	1972
Terry Stieve (G)	1976-77
Fred Sturt (G)	1978-81
Pat Saindon (G)	1986
Walter Housman (T/G)	1987
Paul Jetton (G)	1992-93
Alan Kline (T)	1994-95
Kyle Turley (G/T)	1998-2002
Victor Riley (T)	2003-04
Matt Lehr (C/G)	2008

69

Oakley Dalton (DT)	1977
Bill Frier (G)	1978
Nat Hudson (G)	1981
Ralph Williams (G)	1985-86
Pat Swoopes (DT)	1987, 89
Les Miller (DT)	1991-94
Tom Ackerman (C/G)	1996-2001
P.J. Alexander (T)	2003
McKinley Boykin (DT)	2007
Anthony Hargrove (DL)	2009-10

70

Sam Holden (T)	1971
Craig Robinson (T)	1972-73
Dave Hubbard (T)	1977
Mark Meseroll (T)	1978
Jim Rourke (T)	1985
Bill Contz (T)	1986-88
Kevin Haverdink (T)	1989-91

ALL-TIME NUMERICAL ROSTER

Chris Port (G/T)	1991-95
Uhuru Hamiter (DE)	1998
Marcus Brown (TE)	2000-01
Jammal Price (T)	2005-09

71

Dick Anderson (T)	1967
Dave McCormick (T)	1967-68
Willie Townes (DE)	1970
Faddie Tillman (DT)	1972
Paul Fersen (T)	1973-74
Kurt Schumacher (G)	1975-77
Jeff Winans (DT)	1976
James Taylor (T)	1978-81
Petey Perot (G)	1985
Casey Merrill (DT)	1986
Ken Kaplan (T)	1987
Richard Cooper (T)	1990-95
Fred Stokes (DE)	1996
Ricky Siglar (T)	1997-98
Spencer Foula (T)	2002-04
Kendrick Clancy (DT)	2007-09
Charles Brown (T)	2010

72

Earl Leggett (DT)	1967-68
Don Talbert (T)	1969-70
Joe Owens (DE)	1971-75
Jeff Hart (T)	1976
Mike Fultz (DT)	1977-80
Leon Gray (T)	1982-83
Chris Ward (T)	1984
Jim Dombrowski (G/T)	1986-96
Trezelle Jenkins (T)	1997
Wayne Gandy (T)	2003-05
Montavious Stanley (DT)	2008

73

Bill Sandeman (T)	1967
Jerry Sturm (T/C)	1967-70
Ray Jones (DB)	1973
John Mooring (T)	1974
Joe Campbell (DE)	1977-80
Frank Warren (DE)	1981-89, 91-94
Isaac Davis (G)	1997
Jahri Evans (G)	2006-

74

Mike Tilleman (DT)	1967-70
Doug Mooers (DE)	1971-72
Derland Moore (DT)	1973-85
William Leach (G/T)	1987
Ted Gregory (DT)	1988
Kevin Haverdink (T)	1989-91
Cecil Gray (T)	1993
Herman Carroll (DE)	1994
Clarence Jones (T)	1996-98
Steve Scifres (T)	1999
Scott Sanderson (G/T)	2001-02
Jermon Bushrod (T)	2007-

75

Dave McCormick (T)	1967-68
Mike Rengel (DT)	1969
Mike Richey (T)	1970
Mike Crangle (DE)	1972
Elex Price (DT)	1973-80
Bruce Clark (DE)	1982-88
Doug Marrone (G)	1989
Baron Rollins (G)	1994
Emile Palmer (DT)	1996
Julian Pittman (DT)	1998
Jermame Mayberry (G)	2005

76

Dave Rowe (DT)	1967-70
Don Morrison (T)	1971-77
Kevin Hunt (T)	1978
Jim Pietrzak (C)	1979-84
Dwaine Board (DE)	1988
Gene McGuire (C)	1992
Rickie Shaw (T)	1993
Jeff Davidson (T)	1994
Keno Hills (T)	1996-99
Tutan Reyes (T)	2000-01
Jonathan Goodwin (C)	2006-10

77

Ray Rissmiller (T)	1967
Jim Boeke (T)	1968
Mike Taylor (T)	1969-70
Dan Goich (DT)	1971
Carl Johnson (G)	1972-73
Chris Morris (T)	1975
Marv Montgomery (T)	1976-77
Gary Anderson (G)	1978
Jerry Boyarsky (DT)	1981
Daren Gilbert (T)	1985-88
William Roaf (T)	1993-2001
Rodney Leisle (DT)	2004-06
Carl Nicks (G)	2008-

78

Jerry Jones (T)	1967-69
Errol Linden (T)	1969-70
Glen Ray Hines (T)	1971-72
Billy Newsome (DE)	1973-74
Elois Grooms (DE)	1975-81
Kelvin Clark (G)	1982-85
Shawn Knight (DE)	1987
Jeff Walker (G)	1988-89
Mike Keim (T)	1991
Tom Backes (G)	1993
Tom Roth (C/G)	1994
Daryl Terrell (T)	1999-2001
Jon Stinchcomb (T)	2003-04, 2006-10

79

Lou Cordileone (DT)	1967-68
Clovis Swinney (DT)	1970
Emanuel Zanders (G)	1974-80
Chuck Slaughter (T)	1982
Henry Thomas (G)	1987
Glenn Derby (T)	1989-90
Tory Epps (DT)	1995
Troy Wilson (DE)	1998
Mike Halapin (T)	1999
Mitch White (T)	2001
Jimmy Verdon (DE)	2005
Rob Pettiti (T)	2006
Rob Ninkovich (DE)	2008

80

Jim Garcia (DE)	1967
Mike Walker (DE)	1971
Doug Winslow (WR)	1973
Sam Havrilak (WR)	1974
Earl McCullough (WR)	1974
Larry Burton (WR)	1975-77
Gordon Banks (WR)	1980-81
Lindsay Scott (WR)	1982-85
Mike Miller (WR)	1985
Malcolm Barnwell (WR)	1985
Herbert Harris (WR)	1986-87
Stacey Dawsey (WR)	1987
Brett Perriman (WR)	1988-90
Wesley Carroll (WR)	1991-92
Marcus Dowdell (WR)	1992-93

Tyrone Johnson (WR)	1994
Haywood Jeffries (WR)	1996
Daryl Hobbs (WR)	1997
Alvin Harper (WR)	1997
Tony Johnson (TE)	1998
P.J. Franklin (WR)	1999
Robert Wilson (WR)	2000-01
Jerome Pathon (WR)	2002-04
Shad Meier (TE)	2005
Mark Campbell (TE)	2006-08
Darnell Dinkins (TE)	2009
Jimmy Graham (TE)	2010-

81

Doug Atkins (DE)	1967-69
Jesse Anderson (TE)	1993
Michael Haynes (WR)	1994-96
Randal Hill (WR)	1997
Scott Slutzker (TE)	1998
Lawrence Dawsey (WR)	1999
Lamont Hall (TE)	2000-02
Zach Hilton (TE)	2003-04
Az-Zahir Hakim (WR)	2005
David Patten (WR)	2007-08

82

Johnny Brewer (LB)	1968-70
Bob Pollard (DE)	1971-77
Ike Harris (WR)	1978-81
John Tice (TE)	1983-92
Darren Gottschalk (TE)	1987
Ken O'Neal (TE)	1987
Irv Smith (TE)	1993-97
Qadry Ismail (WR)	1998
Eddie Kennison (WR)	1999
Andrew Glover (TE)	2000
Boo Williams (TE)	2001-04
Nate Lawrie (TE)	2005-06
Marcellus Rivers (TE)	2006
Eric Johnson (TE)	2007

83

Vern Burke (TE)	1967
Dave Parks (TE)	1968-72
Len Garrett (TE)	1973-75
Andy Hamilton (WR)	1975
Tinker Owens (WR)	1976, 78-80
Kenny Duckett (WR)	1982-85
Carl Roaches (KR)	1985
Kelvin Edwards (WR)	1986
Dwight Walker (WR)	1987
Cliff Benson (TE)	1987-88
Greg Scales (TE)	1988-91
Torrance Small (WR)	1992-96
Keith Poole (WR)	1997-2000
Albert Connell (WR)	2001
Johnny Mitchell (TE)	2001
Donté Stallworth (WR)	2002-05
Billy Miller (TE)	2006-08

84

Jim Hester (TE)	1967-69
Lawrence Estes (DE)	1970-71
Preston Riley (WR)	1973
Paul Seall (TE)	1974-76
Rich Mauth (WR)	1977-80, 82-83
Junior Miller (TE)	1984
Eric Martin (WR)	1985-93
Steve Rhem (WR)	1994-95
Eric Guliford (WR)	1997-98
Scott Slutzker (TE)	1999
Austin Wheatley (TE)	2000
Michael Lewis (WR)	2001-06
Tory Humphrey (TE)	2009-

ALL-TIME NUMERICAL ROSTER

85

Ray Poage (TE)	1967-70
Cephus Weatherspoon (WR)	1972
John Beasley (TE)	1973-74
Henry Childs (TE)	1974-80
Hoby Brenner (TE)	1981-93
Curtland Thomas (WR)	1987
Wesley Walls (TE)	1994-95
Paul Green (TE)	1996
Nicky Savoie (TE)	1997
Cameron Cleeland (TE)	1998-99, 2001
Ernie Conwell (TE)	2003-06
Ronnie Ghent (TE)	2007
David Thomas (TE)	2009-

86

Tom Hall (WR)	1967
Dan Colchico (DE)	1969
Creston Whitaker (WR)	1972
Jubilee Dunbar (WR)	1973
Dave Davis (WR)	1974
Richard Williams (WR)	1974
Melvin Baker (WR)	1975
James Thaxton (TE)	1976-77
Tom Donovan (WR)	1980
Rich Caster (TE)	1981
Rich Martini (WR)	1981
Jeff Groth (WR)	1981-85
Mike Jones (WR)	1986-87
Cliff Benson (TE)	1987-88
Victor Harrison (WR)	1987
Rod Harris (WR)	1989
Gerald Alphin (WR)	1990-91
Patrick Newman (WR)	1991-93
Louis Lipps (WR)	1992
Marcus Dowdell (WR)	1992-93
Kirk Botkin (TE)	1994-95
Tony Johnson (TE)	1996
Gunnard Twyner (WR)	1997
Sean Dawkins (WR)	1998
Kendall Gammon (TE)	1999
Jake Reed (WR)	2000, 02
Onome Ojo (WR)	2001
Walter Rasby (TE)	2003
Zach Hilton (TE)	2005
John Owens (TE)	2006-07
Buck Ortega (TE)	2008-09

87

Richard Neal (DE)	1969-72, 78
Monty Stickles (TE)	1968
Mike Kelly (TE)	1973
Don Herrmann (WR)	1975-77
Larry Hardy (TE)	1978-85
Lonzell Hill (WR)	1987-90
Malcolm Scott (TE)	1987
Frank Wainright (TE)	1991-93
Lee DeRamus (WR)	1995-96
John Farquhar (TE)	1997-98
Joe Horn (WR)	2000-06
Adrian Arrington (WR)	2009-

88

Ben Hart (S)	1967
Dave Szymakowski (WR)	1968
Fred Hyatt (WR)	1973
Andy Dorris (DE)	1973-76
Joel Parker (WR)	1977
Brooks Williams (TE)	1978-81
Don Bass (TE)	1982
Eugene Goodlow (WR)	1983-86
Mike Waters (TE)	1987
Mark Pattison (WR)	1987-88
Floyd Turner (WR)	1989-93
Derrell Mitchell (WR)	1994

Hendrick Lusk (TE)	1996
Andrew Hastings (WR)	1997-99
Willie Jackson (WR)	2000-01
David Sloan (TE)	2002
Talman Gardner (WR)	2003-04
Nate Poole (TE)	2005
Jeremy Shockey (TE)	2008-10

89

Kent Kramer (TE)	1967
Dave Long (DE)	1969-72
Bert Askson (TE)	1973
Gil Chapman (WR)	1975
Len Willis (WR)	1977
Wes Chandler (WR)	1978-81
Aundra Thompson (WR)	1981-82
Tyrone Young (WR)	1983-84
Joe Thomas (WR)	1987
Robert Clark (WR)	1987-88
Mike Jones (WR)	1989
Derrick Shepard (WR)	1989
Quinn Early (WR)	1991-95
Mercury Hayes (WR)	1996-97
Brett Bech (WR)	1997-99
David Stachelski (TE)	2000-01
Wane McGarity (WR)	2001
Derrick Lewis (WR)	2002-03
Lamont Hall (TE)	2004-05
Jamal Jones (WR)	2006
Sean Ryan (TE)	2008

90

Walter Johnson (LB)	1989
James Williams (LB)	1990-94
Israel Stanley (DE)	1995
Jared Tomich (DE)	1997-2000
Kenny Smith (DT)	2001-04
DeMario Pressley (DT)	2009

91

Monte Bennett (DT)	1981
Ken Marchiol (LB)	1987
Robert "Pig" Goff (DT)	1990-95
Brady Smith (DE)	1996-99
Grady Jackson (DT)	2002-03
Will Smith (DE)	2004-

92

James Haynes (LB)	1984-89
DeMond Winston (LB)	1990, 92-94
Toddrick McIntosh (DE)	1995
Darren Mickell (DE)	1996-97
Ernest Jones (DE)	1998
Troy Wilson (DE)	1999
Marlin Chase (DT)	2000-02
Henry Ford (DT)	2003
Tony Bryant (DE)	2003-05
Orien Harris (DT)	2007
Remi Ayodele (DT)	2008-10

93

Gary Lewis (DT)	1983
Kevin Young (DE)	1987
Wayne Martin (DE/DT)	1989-99
Darren Howard (DE)	2000-05
Rob Ninkovich (DE)	2006
Josh Savage (DE)	2007
Bobby McCray (DE)	2008-09
Junior Galette (DE)	2010-

94

Jim Wilks (DE/DT)	1981-93
Joe Johnson (DE)	1994-98, 2000-01
Charles Grant (DE)	2002-09

Kawika Mitchell (DE)	2010
----------------------	------

95

Jonathan Dumbauld (DE)	1986-88
Robert Brannon (DE)	1987
Travis Davis (DT)	1990
Ronnie Dixon (DT)	1993
Ernest Jones (DE)	1995
Austin Robbins (DT)	1996-99
Marques Douglas (DE)	2000
Howard Green (DT)	2003-04
Cedric Woodard (DT)	2005
Eric Moore (DE)	2006
Trevor Johnson (DE)	2006
Josh Savage (DE)	2008
Rodney Leisle (DT)	2009

96

Siege Parker (DE)	1980
Don Thorp (DT)	1984
Sheldon Andrus (DT)	1986-87
Michael Simmons (DE)	1989-90
Jeff Faulkner (DE)	1993
Mark Gunn (DE)	1994
Dameian Jeffries (DE)	1995
Uhuru Hamiter (DT)	1999
Melvin Williams (DE)	2003-04
Antwan Lake (DE)	2006-08
Paul Spicer (DE)	2009
Alex Brown (DE)	2010-

97

James Geathers (DE)	1984-89
Rinaldo Turnbull (DE/LB)	1990-96
La'Roi Glover (DT)	1997-2001
Dennis Monroe (DE)	2002
Johnathan Sullivan (DT)	2003-05
Michael Haynes (DE)	2006
Josh Cooper (DE)	2006-07
Alvin McKinley (DT)	2008
Jeff Charleston (DE)	2008-

98

Reggie Lewis (DE)	1982-84
Milford Hodge (DE)	1986
Jim Hanna (DT)	1994
Ron Warner (LB)	1998
Willie Whitehead (DE/DT)	1999-2006
Ronaldo Wynn (DE/DT)	2007
Sedrick Ellis (DT)	2008-

99

Tony Elliott (DT)	1982-88
Joel Smeenge (DE/LB)	1990-94
Willie Broughton (DT)	1995-96
Pio Sagapolutele (DT)	1997
Darren Mickell (DT)	1999
Norman Hand (DT)	2000-02
Kenderick Allen (DT)	2003
Shaun Smith (DT)	2004
Hollis Thomas (DT)	2006-08
Jimmy Wilkerson (DL)	2010

NFL HONORS

ProFootballHallOfFame

1976

RB **Jim Taylor** (Saints career: 1967)

1982

DE **Doug Atkins** (Saints career: 1967-69)

1991

RB **Earl Campbell** (Saints career: 1984-85)

1995

GM **Jim Finks** (Saints career: 1986-93)

2003

Coach **Hank Stram** (Saints career: 1976-77)

2010

LB **Rickey Jackson** (Saints career: 1981-93)

Major Awards

1978

QB **Archie Manning**: *NFC Most Valuable Player (UPI, Sporting News); NFC Player of the Year (UPI, Sporting News); NFC Offensive MVP (UPI)*

1981

RB **George Rogers**: *Rookie of the Year (Pro Football Weekly/PFWA, Sporting News); Offensive Rookie of the Year (AP, Pro Football Weekly/PFWA); NFC Rookie of the Year (UPI)*

1986

K **Morten Andersen**: *Golden Toe (Pro Football Weekly/PFWA)*

RB **Rueben Mayes**: *Rookie of the Year (Pro Football Weekly/PFWA, Sporting News, Newspaper Enterprise Assoc.); Offensive Rookie of the Year (AP, Pro Football Weekly/PFWA)*

1987

General Manager **Jim Finks**: *NFL Executive of the Year (Sporting News)*

Head Coach **Jim Mora**: *Coach of the Year (AP, Pro Football Weekly/PFWA, Sporting News); NFC Coach of the Year (UPI, Pro Football Weekly/PFWA, Committee of 101 - Kansas City)*

1991

LB **Pat Swilling**: *Defensive Player of the Year (AP, Newspaper Enterprise Assoc., Football Digest). NFC Defensive Player of the Year (Committee of 101 - Kansas City)*

2000

DT **La'Roi Glover**: *Defensive Lineman of the Year (NFL Alumni), NFC Defensive Player of the Year (Committee of 101 - Kansas City)*

Head Coach **Jim Haslett**: *Coach of the Year (AP, Pro Football Weekly/PFWA, Sports Illustrated, Football News, College & Pro Football Weekly, NFL Alumni, The Sports Network); Rookie Coach of the Year (Football Digest); NFC Coach of the Year (USA Today, Committee of 101 - Kansas City)*

DE **Joe Johnson**: *Comeback Player of the Year (AP, Pro Football Weekly/PFWA)*
Offensive Coordinator **Mike McCarthy**: *NFC Assistant Coach of the Year (USA Today)*
General Manager **Randy Mueller**: *NFL Executive of the Year (Sporting News, Pro Football Weekly/PFWA, Football Digest, The Sports Network)*

2002

G **LeCharles Bentley**: *Offensive Rookie of the Year (Sports Illustrated)*

2006

Executive Vice President/General Manager **Mickey Loomis**: *NFL Executive of the Year (Sporting News, Pro Football Weekly/Pro Football Writers of America)*

Head Coach **Sean Payton**: *NFL Coach of the Year (AP, Sporting News, Pro Football Weekly, Sports Illustrated, Maxwell Club), NFC Coach of the Year (Committee of 101 - Kansas City)*

QB **Drew Brees**: *Co-NFL Walter Payton Man of the Year, Sports Illustrated (Dr. Z) NFL Most Valuable Player, FedEx Air Player of the Year, NFC Offensive Player of the Year (Committee of 101 - Kansas City)*

2008

QB **Drew Brees**: *NFL Offensive Player of the Year (AP, Sporting News), FedEx Air Player of the Year, NFC Offensive Player of the Year (Committee of 101 - Kansas City)*

2009

Head Coach **Sean Payton**: *NFL Coach of the Year (Maxwell Club, NFL Alumni), NFC Coach of the Year (Committee of 101 - Kansas City)*

QB **Drew Brees**: *NFL Player of the Year (Maxwell Club), QB of the Year (NFL Alumni), FedEx Air Player of the Year, Sporting News Offensive Player of the Year, NFC Offensive Player of the Year (Committee of 101 - Kansas City)*

2010

QB **Drew Brees**: *Sports Illustrated Sportsman of the Year, AP 2010 Athlete of the Year*

All-Pro/All-Rookie Team

(1970 was the 1st year that players from both the NFC & AFC were included on the same team)

1967

CB **Dave Whitsell**: *All-Pro (Sporting News); All-NFL 2nd Team (AP, UPI)*

1968

DE **Doug Atkins**: *All-Pro (Sporting News); All-Pro 2nd Team (AP)*

1969

WR **Danny Abramowicz**: *All-Pro (Sporting News, AP-tied); All-Pro 2nd Team (UPI)*
K **Tom Dempsey**: *All-Pro (Sporting News)*

1970

P **Julian Fagan**: *All-NFC (AP, Sporting News)*

1978

TE **Henry Childs**: *All-NFC 2nd Team (UPI)*
QB **Archie Manning**: *All-NFC (UPI, Sporting News)*

1979

WR **Wes Chandler**: *All-NFC 2nd team (UPI)*
TE **Henry Childs**: *All-NFC (Pro Football Weekly); All-NFC 2nd Team (UPI)*
G **Conrad Dobler**: *All-NFC 2nd Team (UPI)*
RB **Chuck Muncie**: *All-NFC 2nd Team (UPI)*
S **Tommy Myers**: *All-Pro (Pro Football Weekly); All-NFC 1st Team (UPI, Pro Football Weekly)*

1980

KR **Rich Mauti**: *All-NFC (Pro Football Weekly - specialist)*

1981

RB **George Rogers**: *All-Pro (AP, Sporting News); All-NFC (UPI)*

1982

RB **George Rogers**: *All-NFC 2nd Team (UPI)*

1983

S **Russell Gary**: *All-NFC (UPI)*
LB **Rickey Jackson**: *All-NFC (Pro Football Weekly)*
LB **Jim Kovach**: *All-NFC 2nd Team (UPI)*
CB **Johnnie Poe**: *All-NFC (UPI)*

1984

P **Brian Hansen**: *All-NFC 2nd Team (UPI)*
LB **Rickey Jackson**: *All-Pro 2nd team (AP); All-NFC (UPI, Pro Football Weekly)*

1985

K **Morten Andersen**: *All-Pro (Sporting News); All-Pro 2nd Team (AP); All-NFC (UPI)*
LB **Rickey Jackson**: *All-Pro 2nd Team (AP); All-NFC 2nd Team (UPI)*

1986

K **Morten Andersen**: *All-Pro (AP, PFWA, Sporting News, Pro Football Weekly); All-NFC (UPI, Pro Football Weekly)*
KR **Mel Gray**: *All-Pro (Sporting News - specialist)*
LB **Rickey Jackson**: *All-Pro 2nd Team (AP); All-NFC 2nd Team (UPI)*
RB **Rueben Mayes**: *All-NFC 2nd Team (UPI)*

1987

K **Morten Andersen**: *All-Pro (AP, PFWA, Sporting News, Pro Football Weekly); All-NFC (UPI, Pro Football Weekly)*
G **Brad Edelman**: *All-NFC 2nd Team (UPI)*
KR **Mel Gray**: *All-Pro (PFWA, Sporting News, Pro Football Weekly - specialist); All-NFC (Pro Football Weekly - specialist)*
LB **Rickey Jackson**: *All-Pro (Newspaper Enterprise Assoc., Sporting News)*
LB **Vaughan Johnson**: *All-NFC (UPI, Pro Football Weekly)*
RB **Rueben Mayes**: *All-NFC (UPI)*
LB **Pat Swilling**: *All-NFC (UPI)*
CB **Dave Waymer**: *All-Pro 2nd Team (AP); All-NFC (UPI)*

1988

K **Morten Andersen**: *All-NFC (UPI)*
LB **Vaughan Johnson**: *All-NFC (UPI, Pro Football Weekly)*

1989

RB **Dalton Hilliard**: *All-Pro 2nd Team (AP); All-NFC 2nd Team (UPI)*
LB **Vaughan Johnson**: *All-Pro 2nd Team (AP); All-NFC (UPI, Pro Football Weekly)*
LB **Pat Swilling**: *All-Pro 2nd Team (AP); All-NFC 2nd Team (UPI)*

1990

LB **Vaughan Johnson**: *All-NFC 2nd Team (UPI)*
LB **Pat Swilling**: *All-Pro 2nd Team (AP); All-NFC 2nd Team (UPI)*

1991

LB **Vaughan Johnson**: *All-NFC (UPI)*
LB **Sam Mills**: *All-Pro (PFWA, Sporting News, Pro Football Weekly); All-Pro 2nd Team (AP); All-NFC (Pro Football Weekly)*
LB **Pat Swilling**: *All-Pro (AP, PFWA, Sporting News, Pro Football Weekly); All-NFC (UPI, Pro Football Weekly)*
ST **Bennie Thompson**: *All-NFC (Pro Football Weekly - specialist)*

1992

K **Morten Andersen**: *All-Pro (PFWA, Pro Football Weekly); All-Pro 2nd Team (AP); All-NFC (UPI, Pro Football Weekly)*
LB **Rickey Jackson**: *All-Pro (PFWA, Pro Football Weekly); All-Pro 2nd Team (AP); All-NFC (UPI, Pro Football Weekly)*
LB **Vaughan Johnson**: *All-NFC (UPI)*

NFL HONORS

G **Derek Kennard:** *All-Pro 2nd Team (Newspaper Enterprise Assoc.)*
 DT **Wayne Martin:** *All-Pro 2nd Team (Newspaper Enterprise Assoc.)*
 LB **Sam Mills:** *All-Pro (PFWA, Sporting News, Pro Football Weekly); All-Pro 2nd Team (AP); All-NFC (UPI, Pro Football Weekly)*
 LB **Pat Swilling:** *All-Pro (AP, Sporting News)*

1993

KR **Tyrone Hughes:** *All-Pro (PFWA, Pro Football Weekly - specialist); All-Pro 2nd Team (AP); All-NFC (UPI, Pro Football Weekly)*
 LB **Rickey Jackson:** *All-Pro (Sporting News); All-Pro 2nd Team (AP); All-NFC (UPI, Pro Football Weekly)*
 LB **Renaldo Turnbull:** *All-Pro (AP); All-NFC (UPI)*

1994

T **William Roaf:** *All-Pro (AP, PFWA, Sporting News, Pro Football Weekly); All-NFC (UPI, Pro Football Weekly)*

1995

CB **Eric Allen:** *All-NFC 2nd Team (UPI)*
 T **William Roaf:** *All-Pro (AP, PFWA, Sporting News, Pro Football Weekly); All-NFC (UPI, Pro Football Weekly)*

1996

T **William Roaf:** *All-Pro (PFWA, Sporting News, Pro Football Weekly); All-Pro 2nd Team (AP); All-NFC (Pro Football Weekly)*

1997

S **Sammy Knight:** *NFL All-Rookie Team (Pro Football Weekly/PFWA)*
 T **William Roaf:** *All-NFC (Pro Football Weekly/PFWA)*

1998

DT **La'Roi Glover:** *All-Pro (College & Pro Football Weekly); All-Pro 2nd Team (AP; USA Today); All-NFC (Football News)*
 TE **Cameron Cleeland:** *NFL All-Rookie Team (Pro Football Weekly, College & Pro Football Weekly, Football News, Football Digest)*
 G/T **Kyle Turley:** *NFL All-Rookie Team (Pro Football Weekly, Football News, Football Digest)*
 T **William Roaf:** *All-Pro 2nd team (College & Pro Football Weekly); All-NFC (Football News)*

1999

T **William Roaf:** *All-NFC (Pro Football Weekly)*

2000

DT **La'Roi Glover:** *Unanimous All-Pro (Pro Football Weekly/PFWA, AP, USA Today, Sports Illustrated, Sporting News, College*

& Pro Football Weekly, Football Digest); All-NFC 1st Team (Pro Football Weekly/PFWA, Football News)
 DT **Norman Hand:** *All-Pro 2nd Team (Football Digest)*
 DE **Darren Howard:** *NFL All-Rookie Team (Pro Football Weekly/PFWA, Football News)*
 DE **Joe Johnson:** *All-Pro 2nd Team (College & Pro Football Weekly, Football Digest); All-NFC (Pro Football Weekly/PFWA, Football News)*
 LB **Keith Mitchell:** *All-Pro (Sports Illustrated), All-NFC 1st Team (Pro Football Weekly/PFWA)*
 T **William Roaf:** *All-Pro (Pro Football Weekly/PFWA, USA Today, Sports Illustrated, Football Digest); All-Pro 2nd Team (AP, College & Pro Football Weekly); All-NFC 1st Team (Pro Football Weekly/PFWA)*
 T **Kyle Turley:** *All-Pro (AP); All-Pro 2nd Team (College & Pro Football Weekly, Football Digest); 1st Team All-NFC (Football News)*

2001

S **Sammy Knight:** *All-Pro (Football Digest); All-Pro 2nd Team (AP, College & Pro Football Weekly)*

2002

G **LeCharles Bentley:** *All-Rookie Team (Pro Football Weekly)*
 KR **Michael Lewis:** *All-Pro (Associated Press, College & Pro Football Newsweekly, Football Digest, Pro Football Weekly, Sports Illustrated, Sporting News); All-NFC KR/PR (Pro Football Weekly)*
 ST **Fred McAfee:** *All-Pro (Pro Football Weekly); All-Pro 2nd Team (Football Digest); All-NFC (Pro Football Weekly)*
 RB **Deuce McAllister:** *All-NFC (Pro Football Weekly)*
 CB **Fred Thomas:** *All-Pro (Sports Illustrated)*
 WR **Donté Stallworth:** *All-Rookie Team (Pro Football Weekly)*

2003

RB **Deuce McAllister:** *All-NFC (Pro Football Weekly)*
 DT **Johnathan Sullivan:** *All-Rookie Team (Pro Football Weekly)*

2004

DE **Will Smith:** *All-Rookie Team (Pro Football Weekly)*

2005

OT **Jammal Brown:** *All-Rookie team (Pro Football Weekly)*

2006

QB **Drew Brees:** *AP All-Pro; Pro Football Weekly/Pro Football Writers of America All-Pro & All-NFC; Sporting News All-Pro; USA Today All-Pro; Sports Illustrated All-Pro*

NFL HONORS

OT **Jammal Brown**: *AP All-Pro; Pro Football Weekly/Pro Football Writers of America All-NFL & All-NFC; USA Today All-Pro; Sports Illustrated (Dr. Z) All-Pro*
 RB **Reggie Bush**: *Pro Football Weekly/Pro Football Writers of America All-Rookie*
 FB **Mike Karney**: *AP 2nd Team All-Pro*

2008

QB **Drew Brees**: *Sporting News All-Pro; Sports Illustrated All-Pro; AP 2nd Team All-Pro; Pro Football Weekly/Pro Football Writers of America All-NFC*
 PR **Reggie Bush**: *Sporting News All-Pro*
 DT **Sedrick Ellis**: *Pro Football Weekly/Pro Football Writers of America All-Rookie*
 G **Carl Nicks**: *Pro Football Weekly/Pro Football Writers of America All-Rookie*

2009

QB **Drew Brees**: *Sporting News All-Pro; AP 2nd Team All-Pro; Pro Football Weekly/Pro Football Writers of America All-NFC*
 G **Jahri Evans**: *AP All-Pro; Pro Football Weekly/Pro Football Writers of America All-Pro & All-NFC; Sporting News All-Pro*
 S **Darren Sharper**: *AP All-Pro; Pro Football Weekly/Pro Football Writers of America All-Pro & All-NFC; Sporting News All-Pro; USA Today All-Pro; Sports Illustrated All-Pro*

2010

G **Jahri Evans**: *AP All-Pro; Pro Football Weekly/Pro Football Writers of America All-Pro & All-NFC; Sporting News All-Pro*
 RB **Chris Ivory**: *Pro Football Weekly/Pro Football Writers of America All-Rookie; Sporting News All-Rookie*
 S **Malcolm Jenkins**: *AP 2nd Team All-Pro*
 G **Carl Nicks**: *AP 2nd Team All-Pro*
 S **Darren Sharper**: *AP 2nd Team All-Pro*

Pro Bowl Selections

1967

CB **Dave Whitsell**

1968

DT **Dave Rowe**

1969

RB **Tony Baker**, K **Tom Dempsey**, G **Jake Kupp**, RB **Andy Livingston**, Head Coach **Tom Fears**

1978

QB **Archie Manning**

1979

WR **Wes Chandler**, TE **Henry Childs**, QB **Archie Manning** (2), RB **Chuck Muncie**, S **Tommy Myers**

1981

RB **George Rogers**

1982

RB **George Rogers** (2)

1983

LB **Rickey Jackson**

1984

DE **Bruce Clark**, P **Brian Hansen**, LB **Rickey Jackson** (2)

1985

K **Morten Andersen**, LB **Rickey Jackson** (3)

1986

K **Morten Andersen** (2), LB **Rickey Jackson** (4), RB **Rueben Mayes***

1987

K **Morten Andersen** (3), TE **Hoby Brenner**, G **Brad Edelman**, RB **Rueben Mayes** (2)*, LB **Sam Mills**, CB **Dave Waymer**

1988

K **Morten Andersen** (4), WR **Eric Martin**, LB **Sam Mills** (2)

1989

RB **Dalton Hilliard**, LB **Vaughan Johnson**, LB **Pat Swilling**

1990

K **Morten Andersen** (5), LB **Vaughan Johnson** (2), LB **Pat Swilling** (2)

1991

LB **Vaughan Johnson** (3), LB **Sam Mills** (3), LB **Pat Swilling** (3), ST **Bennie Thompson**

1992

K **Morten Andersen** (6), C **Joel Hilgenberg**, LB **Rickey Jackson** (5), LB **Vaughan Johnson** (4), LB **Sam Mills** (4), LB **Pat Swilling** (4)

1993

ST **Tyrone Hughes**, LB **Rickey Jackson** (6), LB **Renaldo Turnbull**

1994

DE **Wayne Martin**, T **William Roaf**

1995

CB **Eric Allen**, T **William Roaf** (2)

1996

T **William Roaf** (3)

1997

T **William Roaf** (4)

1998

T **William Roaf** (5)*, DE **Joe Johnson**

NFL HONORS

1999

T **William Roaf** (6)

2000

LB **Mark Fields**, DT **La'Roi Glover**, WR **Joe Horn**, DE **Joe Johnson** (2), LB **Keith Mitchell**, T **William Roaf** (7)

2001

WR **Joe Horn** (2), DT **La'Roi Glover** (2), S **Sammy Knight**

2002

WR **Joe Horn** (3), KR **Michael Lewis**, ST **Fred McAfee**, RB **Deuce McAllister**

2003

RB **Deuce McAllister*** (2), G **LeCharles Bentley***

2004

P **Mitch Berger**, WR **Joe Horn** (4)

2005

C **LeCharles Bentley** (2)

2006

QB **Drew Brees**, T **Jammal Brown***, DE **Will Smith**

2008

QB **Drew Brees** (2), T **Jammal Brown** (2)

2009 **

QB **Drew Brees** (3), G **Jahri Evans**, C **Jonathan Goodwin**, S **Roman Harper**, S **Darren Sharper**, T **Jon Stinchcomb**, LB **Jonathan Vilma**

2010

QB **Drew Brees** (4), G **Jahri Evans** (2), S **Roman Harper** (2), G **Carl Nicks**, LB **Jonathan Vilma** (2)

* - injured, did not play

** - Super Bowl participant, players did not play

() - number of multiple selections to squad as a Saint

NFC Players of the Month

(Awarded Since 1986)

1988

Sept.: LB **Rickey Jackson** (Defense)

1989

Oct.: QB **Bobby Hebert** (Offense)

1990

Dec.: LB **Rickey Jackson** (Defense, 2)

1991

Sept.: LB **Sam Mills** (Defense)

1993

Sept.: LB **Renaldo Turnbull** (Defense)

1994

Oct.: KR-PR **Tyrone Hughes** (Special Teams)

1997

Nov.: K **Doug Brien** (Special Teams)

2000

Oct.: DT **La'Roi Glover** (Defense)

2001

Oct.: RB **Ricky Williams** (Offense); Oct.: K **John Carney** (Special Teams)

2002

Oct.: RB **Deuce McAllister** (Offense)

2006

Sept.: K **John Carney** (Special Teams, 2)

2008

Sept.: QB **Drew Brees** (Offense)

2009

Sept.: QB **Drew Brees** (Offense, 2); Oct.: S **Darren Sharper** (Defense)

2010

Sept.: KR-ST **Courtney Roby** (Special Teams)

() - number of multiple selections to honor as a Saint

NFC Rookie of the Month

(Awarded Since 1986)

2000

Sept.: DE **Darren Howard** (Defense); Dec.: DE **Darren Howard** (Defense, 2)

2006

Oct.: WR **Marques Colston** (Offense); Dec.: RB **Reggie Bush** (Offense)

() - number of multiple selections to honor as a Saint

NFC Players of the Week

(Awarded Since 1984)

1984

Week 11: DE **Jim Wilks** (Defense); Week 12: DT **Bruce Clark** (Defense)

1985

Week 3: QB **David Wilson** (Offense)

1986

Week 7: RB **Rueben Mayes** (Offense); Week 9: LB **Rickey Jackson** (Defense); Week 10: DE **Bruce Clark** (Defense, 2)

1987

Week 9: RB **Dalton Hilliard** (Offense); Week 11: DE **Jim Wilks** (Defense, 2); Week 14: QB **Bobby Hebert** (Offense); Week 15: LB **Rickey Jackson** (Defense, 2)

NFL HONORS

1988

Week 8: LB **Rickey Jackson** (Defense, 3);
Week 12: QB **Bobby Hebert** (Offense, 2)

1989

Week 7: RB **Dalton Hilliard** (Offense, 2);
Week 8: LB **Pat Swilling** (Defense); **Week 11:** LB **Pat Swilling** (Defense, 2)

1990

Week 10: RB **Craig Heyward** (Offense)

1991

Week 5: LB **Rickey Jackson** (Defense, 4);
Week 10: LB **Pat Swilling** (Defense, 3);
Week 16: QB **Bobby Hebert** (Offense, 3);
Week 17: S **Gene Atkins** (Defense)

1992

Week 6: LB **Rickey Jackson** (Defense, 5);
Week 14: DE **Wayne Martin** (Defense)

1993

Week 2: QB **Wade Wilson** (Offense); **Week 3:** P **Tommy Barnhardt** (Special Teams);
Week 3: LB **Renaldo Turnbull** (Defense);
Week 4: K **Morten Andersen** (Special Teams); **Week 4:** LB **Vaughan Johnson** (Defense); **Week 13:** KR **Tyrone Hughes** (Special Teams)

1994

Week 3: LB **Darion Conner** (Defense); **Week 5:** LB **James Williams** (Defense); **Week 8:** KR/PR **Tyrone Hughes** (Special Teams, 2);
Week 15: K **Morten Andersen** (Special Teams, 2); **Week 17:** P **Tommy Barnhardt** (Special Teams, 2)

1995

Week 9: KR/PR **Tyrone Hughes** (Special Teams, 3); **Week 10:** K **Doug Brien** (Special Teams)

1996

Week 16: DT **Wayne Martin** (Defense, 2)

1997

Week 4: DT **Wayne Martin** (Defense, 3);
Week 12: S **Chris Hewitt** (Special Teams);
Week 14: K **Doug Brien** (Special Teams, 2);
Week 16: P **Mark Royals** (Special Teams)

1998

Week 4: LB **Mark Fields** (Defense); **Week 8:** P **Mark Royals** (Special Teams, 2); **Week 14:** DT **La'Roi Glover** (Defense)

1999

Week 16: CB **Fred Weary** (Defense)

2000

Week 6: DT **La'Roi Glover** (Defense, 2);
Week 7: DT **La'Roi Glover** (Defense, 3);
Week 9: LB **Keith Mitchell** (Defense); **Week 10:** Jeff **Blake** (Offense); **Week 11:** LB **Keith**

Mitchell (Defense, 2); **Week 13:** DT **La'Roi Glover** (Defense, 4)

2001

Week 1: S **Sammy Knight** (Defense); **Week 4:** RB **Ricky Williams** (Offense); **Week 4:** K **John Carney** (Special Teams); **Week 7:** S **Sammy Knight** (Defense, 2); **Week 7:** K **John Carney** (Special Teams, 2)

2002

Week 1: RB **Fred McAfee** (Special Teams); **Week 6:** WR **Michael Lewis** (Special Teams); **Week 6:** DE **Darren Howard** (Defense); **Week 7:** QB **Aaron Brooks** (Offense); **Week 10:** Steve **Gleason** (Special Teams)

2003

Week 7: QB **Aaron Brooks** (Offense, 2);
Week 9: DE **Willie Whitehead** (Defense);
Week 13: RB **Deuce McAllister** (Offense);
Week 15: QB **Aaron Brooks** (Offense, 3)

2004

Week 3: K **John Carney** (Special Teams, 3);
Week 14: P **Mitch Berger** (Special Teams);
Week 15: RB **Aaron Stecker** (Special Teams); **Week 16:** WR **Michael Lewis** (Special Teams, 2); **Week 17:** DE **Tony Bryant** (Special Teams)

2005

Week 1: K **John Carney** (Special Teams, 4);
Week 4: DE **Darren Howard** (Defense, 2)

2006

Week 3: LB **Scott Fujita** (Defense);
Week 5: RB **Reggie Bush** (Special Teams);
Week 9: QB **Drew Brees** (Offense); **Week 13:** RB **Reggie Bush** (Offense); **Week 14:** QB **Drew Brees** (Offense, 2)

2007

Week 8: QB **Drew Brees** (Offense, 3);
Week 15: QB **Drew Brees** (Offense, 4)

2008

Week 5: RB **Reggie Bush** (Special Teams, 2); **Week 6:** QB **Drew Brees** (Offense, 5);
Week 8: QB **Drew Brees** (Offense, 6); **Week 12:** QB **Drew Brees** (Offense, 7)

2009

Week 1: QB **Drew Brees** (Offense, 8); **Week 4:** S **Darren Sharper** (Defense); **Week 6:** QB **Drew Brees** (Offense, 9); **Week 9:** DL **Anthony Hargrove** (Defense); **Week 11:** P **Thomas Morstead** (Special Teams); **Week 12:** QB **Drew Brees** (Offense, 10); **Week 17:** P **Thomas Morstead** (Special Teams, 2)

2010

Week 2: K **Garrett Hartley** (Special Teams);
Week 12: S **Malcolm Jenkins** (Defense);
Week 14: S **Malcolm Jenkins** (Defense, 2)

() - number of multiple selections to honor as a Saint

NFL DRAFT HISTORY

1967 Expansion Draft

Held Feb. 10, 1967

In what became the foundation of New Orleans' first NFL team, the Saints selected 42 players in an expansion draft, using the same procedures as in the formation of the Atlanta Falcons in 1966. The Falcons were exempted from the expansion draft in 1967, thus leaving 14 teams from whom the Saints selected players. The procedures that were in place for the Saints were as follows: Each of the other 14 NFL teams froze 29 players from its 40-man roster, leaving 11 players available to be selected by New Orleans. The Saints chose one player from those 11 remaining on each team. Then, each team froze two additional players, leaving eight on each list, from which the Saints chose two more.

Tom Barrington, fb	Ohio State (from Washington)
Jim Battle, t	Southern (from Cleveland)
Charlie Bradshaw, t	Baylor (from Pittsburgh)
Jackie Burkett, lb	Auburn (from Baltimore Colts)
Dave Cahill, dt	Arizona State (from Philadelphia)
Bill Cody, lb	Auburn (from Detroit)
Don Croftcheck, g	Indiana (from Washington)
Bill Curry, c	Georgia Tech (from Green Bay)
Ted Davis, lb	Georgia Tech (from Baltimore Colts)
Jim Garcia, de	Cal State-Chico (from N.Y. Giants)
Tom Hall, wr	Minnesota (from Minnesota)
Steve Heckard, wr	Davidson (from L.A. Rams)
Jimmy Heidel, db	Mississippi (from St. Louis Cardinals)
Paul Hornung, rb	Notre Dame (from Green Bay)
Billy Kilmer, qb	UCLA (from San Francisco)
Elbert Kimbrough, db	Northwestern (from San Francisco)
Kent Kramer, te	Minnesota (from San Francisco)
Jake Kupp, g	Washington (from Washington)
Earl Leggett, dt	Louisiana State (from L.A. Rams)
Obert Long, db	Trinity (Texas) (from Dallas)
Riley Matton, t	Oregon (from Chicago)
John Morrow, c	Michigan (from Cleveland)
Ray Ogden, te	Alabama (from St. Louis Cardinals)
Ray Rissmiller, t	Georgia (from Philadelphia)
Walt Roberts, wr	San Jose State (from Cleveland)
George Rose, db	Auburn (from Minnesota)
Bill Sandeman, t	Pacific (from Dallas)
Bob Scholtz, t	Notre Dame (from N.Y. Giants)
Brian Schweda, de	Kansas (from Chicago)
Dave Simmons, lb	Georgia Tech (from St. Louis Cardinals)
Jerry Simmons, wr	Bethune-Cookman (from Pittsburgh)
Bob Smith, rb	North Texas State (from Pittsburgh)
Bobby Lee Smith, db	UCLA (from Detroit)
Larry Stephens, dt	Texas (from Dallas)
Steve Stonebreaker, lb	Detroit (from Baltimore Colts)
Mike Tilleman, dt	Montana (from Minnesota)
Phil Vandersee, lb	Massachusetts (from Green Bay)
Willie Walker, wr	Tennessee State (from Detroit)
Joe Wendryshoski, g	Illinois (from L.A. Rams)
Dave Whitsell, db	Indiana (from Chicago)
Fred Whittingham, lb	Cal Poly-San Luis Obispo (from Philadelphia)
Gary Wood, qb	Cornell (from N.Y. Giants)

1967 Draft

Held March 14, 1967

The first combined AFL-NFL draft was held in 1967. A player's overall order of selection is designated by a number after his position. In 1967, the expansion New Orleans Saints received the first and last choices in each round and an additional choice at the end of the 2nd, 3rd and 4th rounds.

1a.	traded to Baltimore
1b.	Leslie Kelley, fb (26) Alabama
2a.	James (Bo) Burris, s (27) Houston
2b.	John Gilliam, rb (52) South Carolina State
2c.	David Rowe, de (53) Penn State
3a.	traded to Baltimore
3b.	Del Williams, g (79) Florida State
3c.	Ben Hart, wr (80) Oklahoma
4a.	Ron Widby, p (81) Tennessee
4b.	Bill Carr, c (106) Florida

4c.	Tom Stangle, t (107) Dayton
5a.	Don McCall, rb (108) Southern California
5b.	John Douglas, cb (133) Texas Southern
6a.	George Harvey, g (134) Kansas
6b.	Charles (Bo) Wood, lb (159) North Carolina
7a.	Gary Hertzog, g (160) Williamette
7b.	Bob McKelvey, lb (185) Northwestern
8a.	Sam Harris, te (186) Colorado
8b.	Barry Siler, lb (211) Albion
9a.	Tim Lavens, te (212) Idaho
9b.	Eugene Ross, cb (237) Oklahoma
10a.	Charles Brown, rb (238) Missouri
10b.	Roosevelt Robertson, te (263) North Carolina College
11a.	Jim Benson, g (264) Florida
11b.	Bernard Corbin, cb (288) Alabama A&M
12a.	Ronnie Pack, g (289) Texas Tech
12b.	John Robinson, wr (315) Tennessee A&I
13a.	Bill Stetz, lb (316) Boston College
13b.	Gary Grossnickle, s (341) Missouri
14a.	Jim Hester, te (342) North Carolina
14b.	George Stetter, cb (367) Virginia
15a.	John Snow, dt (368) Wake Forest
15b.	Darrell Johnson, rb (393) Lamar
16a.	Marcus Rhoden, wr (394) Mississippi State
16b.	Bruce Cortez, cb (419) Parsons College
17a.	Dan Abramowicz, wr (420) Xavier (Ohio)
17b.	Billy Bob Stewart, lb (438) Southern Methodist (choice acquired from Baltimore)
17c.	Jim Walker, s (445) Providence

1968 Draft

Held January 30-31, 1968

1a.	traded to Green Bay
1b.	Kevin Hardy, de (7) Notre Dame (choice acquired from Minnesota)
2.	choice to Los Angeles for joining scouting combine
3.	Dave Szmakowski, wr (59) West Texas State
4a.	Willie Crittendon, dt (85) Tulsa
4b.	Dan Sartin, g (103) Mississippi
5a.	Ronnie Lee South, qb (115) Arkansas
5a.	traded to San Francisco
7a.	Ray Phillips, g (169) Michigan (choice acquired from Detroit)
7b.	Eugene Howard, cb (175) Langston
8.	Dick Swatland, g (195) Notre Dame
9.	Joe Blake, g (223) Tulsa
10.	Doug Robinson, s (254) Iowa State
11.	Bennie Blocker, rb (276) South Carolina State
12.	John Beck, cb (303) San Diego State
13.	Kayo Trepanier, t (331) Montana State
14.	Herbert Covington, rb (359) Memphis State
15.	Wilmer Cooks, rb (384) Colorado
16.	Elie Ghattas, g (411) Ball State
17.	Jim Ferguson, lb (439) Southern California

1969 Draft

Held January 28-29, 1969

1a.	traded to San Francisco
1b.	John Shinnars, g (17) Xavier (Ohio) (choice acquired from Minnesota)
2a.	traded to Baltimore
2b.	Richard Neal, de (45) Southern (choice acquired from St. Louis)
3.	traded to Detroit
4a.	Dennis Hale, s (85) Minnesota
4b.	Bob Hudspeth, t (102) Southern Illinois (choice acquired from Dallas)
5a.	Tony Kyasky, s (111) Syracuse
5b.	Keith Christensen, t (117) Kansas (choice acquired from N.Y. Giants)
6.	Bob Miller, te (138) Southern California
7.	traded to Baltimore
8.	Jim Lawrence, wr (189) Southern California
9.	Joe Owens, lb (215) Alcorn State
10.	McKinley Reynolds, rb (241) Hawaii
11.	Tommy Morel, wr (267) Louisiana State

NFL DRAFT HISTORY

12. Tom Broadhead, rb (293) Santa Barbara State
13. Joe Robillard, cb (319) Linfield (Oregon)
14. Gary Loyd, p (345) California Lutheran
15. Bill Waller, wr (371) Xavier (Ohio)
16. Edd Hargett, qb (397) Texas A&M
17. Chico Kurzwski, s (423) Northwestern

1970 Draft

Held January 27-28, 1970

1. Ken Burrough, wr (10) Texas Southern
traded to Cleveland
2. Clovis Swinney, de (62) Arkansas State
3. Delles Howell, cb (88) Grambling
- 5a. Glenn Cannon, s (106) Mississippi
(choice acquired from Chicago)
- 5b. traded to Washington
- 5c. Steve Ramsey, qb (126) North Texas State
(choice acquired from Los Angeles)
6. Mel Easley, cb (140) Oregon State
7. Lon Woodard, de (166) San Diego State
8. Lawrence Estes, de (192) Alcorn State
9. Jim Otis, rb (218) Ohio State
10. Jim Brumfield, rb (244) Indiana State
11. Gary Klahr, lb (270) Arizona
12. Willie Davenport, cb (296) Southern
13. Ralph Miller, te (322) Alabama State
(selection was declared ineligible by NFL)
14. Doug Sutherland, de (348) Wisconsin-Superior
15. Jim Vest, de (374) Washington State
16. Cliff Gasper, dt (400) Grambling
17. Doug Wyatt, s (426) Tulsa

1971 Draft

Held January 28-29, 1971

1. Archie Manning, qb (2) Mississippi
- 2a. traded to Chicago
- 2b. Sam Holden, t (31) Grambling
(choice acquired from Houston)
3. Bivian Lee, cb (54) Prairie View A&M
- 4a. traded to Dallas
- 4b. Carlos Bell, te (82) Houston
- 4c. Wimpy Winther, c (88) Mississippi
(choice acquired from Washington)
- 4d. D'artagnan Martin, cb (91) Kentucky State
- 4e. Don Morrison, t (98) Texas-Arlington
5. traded to Pittsburgh
6. Don Morehead, rb (132) Michigan
- 7a. Larry DiNardo, g (158) Notre Dame
- 7b. Bob Newland, wr (172) Oregon
(choice acquired from Kansas City)
- 8a. traded to Pittsburgh
- 8b. James Elder, cb (194) Southern
(choice acquired from Washington)
- 8c. Bob Gresham, rb (201) West Virginia
(choice acquired from Oakland)
9. Tom Williams, s (210) Williamette
10. Rocky Pamplin, rb (239) Hawaii
(choice acquired from Philadelphia)
11. Bob Pollard, de (262) Weber State
12. Ron Gathright, cb (288) Morehead State
13. Don Burchfield, te (314) Ball State
14. Bobby Scott, qb (340) Tennessee
15. Bart Graves, de (366) Tulane
- 16a. Craig Robinson, t (392) Houston
17. Hermann Eban, wr (428) Oklahoma State
(choice acquired from Washington)

1972 Draft

Held February 1-2, 1972

1. Royce Smith, g (8) Georgia
- 2a. Willie Hall, lb (31) Southern California
(choice acquired from Houston)
- 2b. traded to Oakland

- 3a. Bob Kuziel, c (60) Pittsburgh
- 3b. Tom Myers, s (74) Syracuse
(choice from Baltimore through Oakland)
- 4a. Mike Crangle, de (85) Tennessee-Martin
- 4b. Joe Federspiel, lb (99) Kentucky
(choice acquired from Washington through L.A. Rams & Philadelphia)
- 4c. Mike Coleman, de (101) Knoxville College
(choice acquired from Kansas City)
- 5a. Bill Butler, rb (111) Kansas State
(choice acquired from Green Bay)
- 5b. Carl Johnson, t (112) Nebraska
- 5c. Bob Davies, s (126) South Carolina
(choice acquired from Baltimore)
- 6a. Wayne Dorton, g (137) Arkansas State
- 6b. Curt Watson, rb (150) Tennessee
(choice acquired from Oakland)
7. Ernie Jackson, cb (164) Duke
8. Ron Vinson, wr (189) Abilene Christian
9. Kent Bransletter, dt (216) Houston
10. Andy Kupp, g (241) Idaho
11. Paul Dongieux, lb (267) Mississippi
12. Steve Lockhart, te (293) Arkansas State
13. Cephus Weatherspoon, wr (320) Fort Lewis
14. Steve Barrios, wr (345) Tulane
15. Rusty Lachaussee, qb (372) Tulane
16. Joe Balthrop, g (397) Tennessee
17. Dick Graham, wr (424) Oklahoma State

1973 Draft

Held January 30-31, 1973

1. traded to Baltimore
- 2a. Derland Moore, de (29) Oklahoma
- 2b. Steve Baumgartner, de (51) Purdue
(choice acquired from Washington through N.Y. Jets)
- 3a. traded to Washington
- 3b. Pete Van Valkenburg, rb (66) Brigham Young
(choice acquired from N.Y. Jets)
- 4a. traded to Detroit
- 4b. Jim Merlo, lb (86) Stanford
(choice acquired from Baltimore)
5. traded to Denver
- 6a. traded to Washington
- 6b. Marty Shuford, rb (134) Arizona
(choice from New England)
7. Billy Cahill, s (158) Washington
- 8a. Bob Peterson, g (185) Utah
- 8b. Doug Winslow, wr (207) Drake
(choice acquired from Washington)
9. Mike Fink, cb (210) Missouri
10. Jeff Horsley, rb (237) North Carolina Central
11. James Owens, rb (262) Auburn
12. Paul Orndorff, te (289) Tampa
13. Richard Watkins, dt (314) Weber State
14. Paul Fersen, t (341) Georgia
15. Mike Evenson, c (366) North Dakota State
16. Howard Stevens, rb (392) Louisville
17. Bobby Garner, te (418) Winston-Salem State

1974 Draft

Held January 29-30, 1974

1. Rick Middleton, lb (13) Ohio State
(swapped #1 choices from Detroit)
2. Paul Seal, te (36) Michigan
3. traded to Cincinnati
- 4a. traded to Minnesota
- 4b. Rod McNeil, rb (88) Southern California
(choice acquired from San Francisco)
- 5a. Joel Parker, wr (113) Florida
(choice acquired from San Francisco)
- 5b. traded to Cincinnati
- 5c. Terry Schmidt, cb (121) Ball State
(choice acquired from Atlanta)
6. traded to Detroit
- 7a. traded to Miami
- 8a. traded to N.Y. Jets

NFL DRAFT HISTORY

- 8b. Alvin Maxson, rb (201) Southern Methodist
(choice acquired from Oakland)
9. Phil LaPorta, t (217) Penn State
- 10a. Frosty Anderson, wr (235) Nebraska
(choice acquired from Houston)
- 10b. Tommy Thibodeaux, g (242) Tulane
11. Kent Merritt, wr (270) Virginia
12. James Buckmon, de (295) Pittsburgh
13. Mike Truax, lb (320) Tulane
14. Kent Marshall, s (348) Texas Christian
15. Larry Cipa, qb (373) Michigan
16. Don Coleman, lb (398) Michigan
17. Marvin Williams, wr (426) Western Illinois

1975 Draft

Held January 28-29, 1975

- 1a. Larry Burton, wr (7) Purdue
- 1b. Kurt Schumacher, g (12) Ohio State
(choice acquired from N.Y. Jets for Billy Newsome)
2. Lee Gross, c (32) Auburn
- 3a. Andrew Jones, rb (60) Washington State
- 3b. Elois Grooms, de (63) Tennessee Tech
(choice acquired from Detroit through Minnesota)
- 4a. traded to San Francisco
- 4b. John Starkebaum, s (92) Nebraska
(choice acquired from Philadelphia)
- 4c. Charles Hall, de (99) Tulane
(choice acquired from St. Louis)
5. traded to Chicago
- 6a. traded to Detroit
- 6b. Mike Lemon, lb (149) Kansas
(choice acquired from Buffalo)
7. Steve Rogers, rb (163) Louisiana State
traded to St. Louis
9. Mike Strachan, rb (216) Iowa State
10. Chuck Heater, rb (241) Michigan
11. Danny Lee, p (266) NE Louisiana
12. Ron Gustafson, wr (294) North Dakota State
13. Jim Upchurch, rb (319) Arizona
14. Randy Rhino, cb (343) Georgia Tech
15. Grant Burget, rb (372) Oklahoma
16. Mike McDonald, lb (397) Catawba
17. Greg Westbrook, lb (422) Colorado

1976 Draft

Held April 8-9, 1976

1. Chuck Muncie, rb (3) California
2. Tony Galbreath, rb (32) Missouri
traded to San Francisco
- 3a. Bob Simmons, t (77) Texas
(choice acquired from Washington through San Diego)
4. Tinker Owens, wr (95) Oklahoma
5. Scott Parrish, t (127) Utah State
6. Terry Stevie, g (160) Wisconsin
- 7a. traded to Miami
- 7b. Ed Bauer, g (201) Notre Dame
(choice acquired from Baltimore through Chicago & Oakland)
8. Craig Cassidy, s (213) Ohio State
9. Warren Peiffer, dt (240) Iowa
10. Junior Hardin, lb (269) Eastern Kentucky
11. Greg Kokal, qb (294) Kent State
12. Milton Butts, t (323) North Carolina State
13. Kenny Downing, s (350) Missouri
14. Rich Hucke, de (379) Western Montana
15. Steve Seminoff, dt (406) Wichita State
16. Gene Jones, t (435) Bowling Green
17. Scott MacDonald, te (462) West Virginia

1977 Draft

Held May 3-4, 1977

1. Joe Campbell, de (7) Maryland
2. Mike Fultz, dt (34) Nebraska
3. Robert Watts, lb (64) Boston College
traded to L.A. Rams for LB Ken Borelson
- 5a. Dave Lafary, t (118) Purdue
- 5b. Dave Hubbard, t (136) Brigham Young
(choice acquired from Baltimore)
- 6a. Cliff Parsley, p (147) Oklahoma State
- 6b. Tom Schick, g (162) Maryland
(choice acquired from L.A. Rams)
7. Greg Boykin, rb (174) Northwestern
8. Jimmy Stewart, s (201) Tulsa
9. Dave Knowles, t (231) Indiana
10. Rafael Septien, k (258) SW Louisiana
11. John Blain, t (285) San Jose State
12. Oakley Dalton, dt (315) Jackson State

1978 Draft

Held May 2-3, 1978

1. Wes Chandler, wr (3) Florida
2. James Taylor, t (33) Missouri
3. Barry Bennett, dt (60) Concordia (Minn.)
4. Don Schwartz, s (87) Washington State
5. Eric Felton, cb (115) Texas Tech
- 6a. Mike Rieker, qb (141) Lehigh
- 6b. Francis Chesley, lb (157) Wyoming
(choice acquired from Washington through Houston)
7. traded to N.Y. Jets for de Richard Neal
8. Brooks Williams, te (199) North Carolina
9. Richard Carter, cb (226) North Carolina State
10. traded to N.Y. Giants for lb Pat Hughes
- 11a. Nathan Besaint, dt (283) Southern
- 11b. David Riley, rb (285) West Virginia
(choice acquired from Seattle)
12. Larry Hardy, te (309) Jackson State

1979 Draft

Held May 3-4, 1979

1. Russell Erxleben, k-p (11) Texas
2. Reggie Mathis, lb (38) Oklahoma
3. traded to Miami as compensation for signing de Don Reese
4. Jim Kovach, lb (93) Kentucky
5. Harlan Huckleby, rb (120) Michigan
6. Ricky Ray, cb (146) Norfolk State
7. Stan Sytsma, lb (176) Minnesota
8. Doug Panfil, g (202) Tulsa
9. traded to Kansas City for dt Keith Simons
10. traded to Oakland for lb Floyd Rice
11. David Hall, wr (285) Missouri-Rolla
12. Kelsey Finch, rb (311) Tennessee

1980 Draft

Held April 29-30, 1980

1. Stan Brock, t (12) Colorado
2. David Waymer, cb (41) Notre Dame
traded to Minnesota for T Steve Riley
4. Mike Jolly, cb (96) Michigan
5. traded to Minnesota for T Steve Riley
6. Lester Boyd, lb (150) Kentucky
7. Mike Morucci, rb (177) Bloomsburg State
8. Chuck Evans, lb (206) Stanford
9. Frank Mordica, rb (233) Vanderbilt
10. Tanya Webb, de (262) Michigan State
11. Gene Woodard, rb (289) Texas A&M
12. Kiser Lewis, lb (318) Florida A&M

NFL DRAFT HISTORY

1981 Draft

Held April 28-29, 1981

1. George Rogers, rb (1) South Carolina
1. Dave Wilson, qb Illinois
(Supplemental '81 draft choice)
- 2a. Russell Gary, s (29) Nebraska
- 2b. Rickey Jackson, lb (51) Pittsburgh
(choice acquired from San Diego)
- 3a. Frank Warren, de (57) Auburn
- 3b. Hoby Brenner, te (71) Southern California
(choice acquired from Minnesota)
4. traded to Miami for qb Guy Benjamin
- 5a. Louis Oubre, g (112) Oklahoma
- 5b. Jerry Boyarsky, nt (128) Pittsburgh
(choice acquired from Minnesota)
- 6a. Nat Hudson, g (139) Georgia
- 6b. Johnnie Poe, cb (144) Missouri
(choice acquired from Tampa Bay)
- 6c. Glen Redd, lb (166) Brigham Young
(choice acquired from Oakland)
7. Kevin Williams, wr (167) Southern California
- 8a. traded to New England for g Sam Adams
- 8b. Gene Gladys, lb (214) Penn State
(choice acquired from Buffalo)
- 8c. Kevin Evans, s (215) Arkansas
(choice acquired from San Diego)
9. Toussaint Tyler, rb (222) Washington
10. Hokie Gajan, rb (249) Louisiana State
11. Lester Mickens, wr (277) Kansas
12. Jim Wilks, dt (305) San Diego State

1982 Draft

Held April 27-28, 1982

- 1a. choice exercised in 1981 supplemental draft for qb
Dave Wilson
- 1b. Lindsay Scott, wr (13) Georgia
(choice acquired from Green Bay through San Diego)
2. Brad Edelman, c (30) Missouri
- 3a. Rodney Lewis, cb (58) Nebraska
- 3b. Eugene Goodlow, wr (66) Kansas State
(choice acquired from Minnesota)
- 3c. Kenny Duckett, wr (68) Wake Forest
(choice acquired from Washington)
- 3d. John Krimm, s (76) Notre Dame
(choice acquired from San Diego)
4. Morten Andersen, k (86) Michigan State
5. Tony Elliott, nt (114) North Texas State
6. Marvin Lewis, rb (142) Tulane
traded to Miami for qb Guy Benjamin
- 8a. Chuck Slaughter, t (198) South Carolina
- 8b. traded to Washington
9. traded to Washington
10. traded to Washington
11. traded to Washington
12. traded to Washington

1983 Draft

Held April 26-27, 1983

1. traded to Green Bay for de Bruce Clark
2. Steve Korte, g (38) Arkansas
3. John Tice, te (85) Maryland
- 3b. Cliff Austin, rb (66) Clemson
(choice acquired from Buffalo through St. Louis)
4. Gary Lewis, dt (98) Oklahoma State
5. traded to Denver
6. traded to Cincinnati for te Don Bass
7. traded to Kansas City for lb Whitney Paul
8. David Greenwood, s (206) Wisconsin
9. traded to New England
10. traded to New England
11. traded to New England
12. traded to New England

1984 Draft

Held May 1-2, 1984

1. traded to N.Y. Jets for qb Richard Todd
2. James Geathers, dt (42) Wichita State
- 3a. Terry Hoage, s (68) Georgia
(choice acquired from Buffalo)
- 3b. Tyrone Anthony, rb (69) North Carolina
- 4a. traded to Denver for g Kelvin Clark
- 4b. Joel Hilgenberg, c (97) Iowa
(choice acquired from New England)
5. Jitter Fields, cb (123) Texas
6. Don Thorp, nt (156) Illinois
7. traded to L.A. Raiders for past consideration
8. Clemon Terrell, rb (210) Southern Mississippi
9. Brian Hansen, p (237) Sioux Falls College
10. Paul David Gray, lb (264) Western Kentucky
11. Michel Bourgeois, de (291) Boise State
12. Byron Nelson, t (324) Arizona

1984 USFL SUPPLEMENTAL DRAFT

Held June 5, 1984

A supplemental draft was held for those players who had been eligible to be drafted by NFL teams, but who hadn't been drafted due to contracts with other professional leagues (USFL or CFL). The draft gave NFL teams the league rights to the players if they ever became free agents (through May 1, 1988).

1. Vaughan Johnson, lb (15) North Carolina State
(Jacksonville Bulls)
2. Mel Gray, rb (42) Purdue
(Los Angeles Express)
3. Steve Bearden, lb (69) Vanderbilt
(Memphis Showboats)

1985 Draft

Held April 30-May 1, 1985

- 1a. traded to Houston for RB Earl Campbell
- 1b. Alvin Toles, lb (24) Tennessee
(choice acquired from Washington)
2. Daren Gilbert, t (38) Cal State-Fullerton
3. Jack Del Rio, lb (68) Southern California
4. Billy Allen, s (95) Florida State
5. traded to Washington for RB George Rogers
6. traded to Atlanta for TE Junior Miller
7. Eric Martin, wr (179) Louisiana State
8. Joe Kohlbrand, lb (206) Miami (Fla.)
9. Earl Johnson, cb (236) South Carolina
10. traded to Washington for RB George Rogers
11. traded to Washington for RB George Rogers
12. Treg Songy, s (320) Tulane

1986 Draft

Held April 29-30, 1986

- 1a. traded to Indianapolis
- 1b. Jim Dombrowski, t (6) Virginia
(choice acquired from Indianapolis)
(swapped 1st-round picks with Indianapolis)
2. Dalton Hilliard, rb (31) Louisiana State
- 3a. Rueben Mayes, rb (57) Washington State
(choice acquired from Tampa Bay)
- 3b. Pat Swilling, lb (60) Georgia Tech
(choice acquired from Indianapolis)
- 3c. Barry Word, rb (62) Virginia
4. Kelvin Edwards, wr (88) Liberty Baptist
5. Reggie Sutton, cb (115) Miami (Fla.)
6. Robert Thompson, wr (142) Youngstown State
7. Gill Fenerty, rb (173) Holy Cross
8. Filipo Mokofisi, lb (200) Utah
9. Merlon Jones, lb (226) Florida A&M

NFL DRAFT HISTORY

10. Jonathan Dumbauld, de (253) Kentucky
11. Patrick Swoopes, nt (284) Mississippi State
12. Sebastian Brown, wr (311) Bethune-Cookman

1987 Draft

Held April 28-29, 1987

1. Shawn Knight, de (11) Brigham Young
2. Lonzell Hill, wr (40) Washington
3. Michael Adams, cb (67) Arkansas State
4. Steve Trapilo, g (96) Boston College
5. Milton Mack, cb (123) Alcorn State
6. Thomas Henley, wr (152) Stanford
7. Gene Atkins, s (179) Florida A&M
8. Toi Cook, cb (207) Stanford
9. Scott Leach, lb (234) Ohio State
10. Robert Clark, wr (263) North Carolina Central
11. Arthur Wells, te (290) Grambling State
12. Tyrone Sorrells, g (319) Georgia Tech

1988 Draft

Held April 24-25, 1988

1. Craig Heyward, fb (24) Pittsburgh
2. Brett Perriman, wr (52) Miami (Fla.)
- 3a. traded to Denver
- 3b. Tony Stephens, nt (81) Clemson
(choice acquired from Denver)
4. Lydell Carr, fb (106) Oklahoma
- 5a. Greg Scales, te (112) Wake Forest
(from Kansas City for LB Jack Del Rio)
- 5b. Keith Taylor, cb (134) Illinois
6. Bob Sims, g (162) Florida
7. Brian Forde, lb (190) Washington State
8. Glenn Derby, t (218) Wisconsin
9. Clarence Nunn, cb (246) San Diego State
- 10a. Todd Santos, qb (274) San Diego State
- 10b. Vincent Fizer, lb (276) Southern
(choice acquired from Denver)
11. Gary Couch, wr (302) Minnesota
12. Paul Jurgensen, lb (330) Georgia Tech

1989 Draft

Held April 23-24, 1989

1. Wayne Martin, de (19) Arkansas
2. Robert Massey, cb (46) North Carolina Central
3. Kim Phillips, cb (79) North Texas State
4. Michael Mayes, cb (106) Louisiana State
5. Kevin Haverdink, t (133) Western Michigan
6. Floyd Turner, wr (159) Northwestern State (La.)
7. David Griggs, lb (186) Virginia
8. Fred Hadley, wr (213) Mississippi State
9. Jerry Leggett, lb (246) Cal State-Fullerton
10. Joe Henderson, rb (273) Iowa State
11. Calvin Nicholson, cb (300) Oregon State
12. Michael Cadore, wr (327) Eastern Kentucky

1990 Draft

Held April 22-23, 1990

1. Renaldo Turnbull, de (14) West Virginia
2. Vince Buck, cb (44) Central State (Ohio)
3. Joel Sneege, de (71) Western Michigan
4. DeMont Winston, lb (98) Vanderbilt
5. Charles Arbuckle, te (125) UCLA
- 6a. Mike Buck, qb (156) Maine
- 6b. James Williams, lb (158) Mississippi State
(choice acquired from Minnesota through Dallas and L.A. Raiders)
7. Scott Hough, g/t (183) Maine
- 8a. Gerry Gdowski, qb (207) Nebraska
(choice acquired from L.A. Raiders)

- 8b. Derrick Carr, de (210) Bowling Green
- 9a. Broderick Graves, rb (233) Winston-Salem State
(choice acquired from L.A. Raiders)
- 9b. Lonnie Brockman, lb (236) West Virginia
- 10a. Gary Cooper, wr (260) Clemson
(choice acquired from L.A. Raiders)
- 10b. Ernest Spears, s (267) Southern California
- 11a. Webbie Burnett, nt (287) Western Kentucky
(choice acquired from L.A. Raiders)
- 11b. traded to Philadelphia for RB Bobby Morse
12. Chris Port, t (320) Duke

1991 Draft

Held April 21-22, 1991

1. traded to Dallas for QB Steve Walsh
2. Wesley Carroll, wr (42) Miami (Fla.)
3. traded to Dallas for QB Steve Walsh
4. traded to L.A. Raiders for #6, 8, 9, 10, 11 in 1990
5. Reggie Jones, cb (126) Memphis State
6. Fred McAfee, rb (154) Mississippi College
7. Hayward Haynes, g (182) Florida State
8. Frank Wainright, te (210) Northern Colorado
9. Anthony Wallace, rb (237) California
10. traded to Tampa Bay for DT Robert Goff
11. Scott Ross, lb (293) Southern California
12. Mark Drabczak, g (321) Minnesota

1992 Draft

Held April 26-27, 1992

1. Vaughn Dunbar, rb (21) Indiana
2. traded to Dallas for QB Steve Walsh
- 3a. Tyrone Legett, cb (72) Nebraska
(choice acquired from L.A. Raiders through Tampa Bay)
- 3b. traded to Tampa Bay
- 4a. Gene McGuire, c (95) Notre Dame
(choice acquired from Seattle for RB Rueben Mayes)
- 4b. Sean Lumpkin, s (106) Minnesota
- 5a. traded to Houston for RB Allen Pinkett
- 5b. Torrance Small, wr (138) Alcorn State
(choice acquired from Detroit for WR Brett Periman)
6. Kary Vincent, cb (164) Texas A&M
7. traded to L.A. Raiders for S Vencie Glenn
8. Robert Stewart, nt (218) Alabama
9. Donald Jones, lb (245) Washington
10. Marcus Dowdell, wr (276) Tennessee State
11. Mike Gislser, g (303) Houston
12. Scott Adell, t (330) North Carolina State

1993 Draft

Held April 25-26, 1993

- 1a. William Roaf, t (8) Louisiana Tech
(choice acquired from Detroit for LB Pat Swilling)
- 1b. Irv Smith, te (20) Notre Dame
(choice acquired from Phoenix through San Francisco in exchange of first-round picks)
2. Reggie Freeman, lb (53) Florida State
3. traded to San Francisco as part of exchange of first-round picks
- 4a. Lorenzo Neal, fb (89) Fresno State
(choice acquired from Detroit for LB Pat Swilling)
- 4b. Derek Brown, rb (109) Nebraska
5. Tyrone Hughes, cb (137) Nebraska
6. Ronnie Dixon, nt (165) Cincinnati
7. Othello Henderson, s (193) UCLA
8. Jon Kirksey, nt (221) Cal State- Sacramento

NFL DRAFT HISTORY

1994 Draft

Held April 24-25, 1994

- 1a. traded to N.Y. Jets (12)
(swapped 1st-round picks with N.Y. Jets)
- 1b. Joe Johnson, de (13)Louisville
(choice acquired from N.Y. Jets)
2. Mario Bates, rb (44)Arizona State
3. Winfred Tubbs, lb (79)Texas
4. Doug Nussmeier, qb (116)Idaho
- 5a. Herman Carroll, de (142)Mississippi State
- 5b. Craig Novitsky, g (143)UCLA
(choice acquired from N.Y. Jets in above trade)
6. Derrell Mitchell, wr (176)Texas Tech
7. Lance Lundberg, t (213)Nebraska

1995 Draft

Held April 22-23, 1995

1. Mark Fields, lb (13)Washington St.
2. Ray Zellars, fb (44)Notre Dame
3. Mike Vestegen, t (75)Wisconsin
4. Dameian Jeffries, de (108)Alabama
5. William Strong, cb (148)North Carolina St.
6. Lee DeRamus, wr (184)Wisconsin
- 7a. traded to Rams for QB Jim Everett
- 7b. Travis Davis, s (242)Notre Dame
(Compensatory)

1996 Draft

Held April 20-21, 1996

1. Alex Molden, cb (11)Oregon
2. Je'Rod Cherry, cb (40)California
3. Brady Smith, de (70)Colorado St.
4. Ricky Whittle, rb (103)Oregon
- 5a. Mercury Hayes, wr (136)Michigan
(from Baltimore for CB Reginald Jones)
- 5b. Tom Ackerman, g (145)Eastern Washington
- 5c. Terry Guess, wr (165)Gardner-Webb
(Compensatory)
- 6a. Keno Hills, t (179)Southwestern Louisiana
- 6b. Toderick Malone, wr (204)Alabama
(Compensatory)
- 7a. traded to Oakland for DT Willie Broughton
- 7b. Henry Lusk, te (246)Utah
(Compensatory)

1997 Draft

Held April 19-20, 1997

- 1a. traded to Oakland for #10, #39, #107, WR Daryl Hobbs (2)
- 1b. Chris Naeole, g (10)Colorado
(choice acquired from Oakland for #2, #166)
- 2a. Rob Kelly, s (33)Ohio St.
- 2b. Jared Tomich, de (39)Nebraska
(choice acquired from Oakland for #2, #166)
3. Troy Davis, rb (62)Iowa St.
- 4a. Danny Wuerffel, qb (99)Florida
- 4b. traded to Houston for #116, #165 (from Oakland for #2, #166)
- 4c. Keith Poole, wr (116)Arizona St.
(choice acquired from Kansas City through Houston)
5. traded to Washington for QB Heath Shuler (132)
- 6a. Nicky Savoie, t (165)LSU
(from Atlanta through Houston)
- 6b. Traded to Oakland for #10, #39, #107, WR Daryl Hobbs (166)
7. Traded to Oakland for DT Austin Robbins (203)

1998 Draft

Held April 18-19, 1998

1. Kyle Turley, t (7)San Diego St.
2. Cameron Cleeland, te (40)Washington
3. traded to Washington for QB Heath Shuler (69)
- 4a. Fred Weary, cb (97)Florida
(choice acquired from Oakland for CB Eric Allen)
- 4b. Julian Pittman, de (99)Florida St.
5. Wilmont Perry, rb (132)Livingstone
6. Chris Bordano, lb (161)SMU
- 7a. traded to Carolina for S Chad Cota (196)
- 7b. Andy McCullough, wr (204)Tennessee
(choice acquired from Seattle for WR Daryl Hobbs)
- 7c. Ron Warner, lb (239)Kansas
(Compensatory)

1999 Draft

Held April 17-18, 1999

- 1a. Ricky Williams, rb (5)Texas
(choice acquired from Washington for 1st (12), 3rd (71), 4th (107), 5th (144), 6th (179) & 7th (218) round draft choices and 1st & 3rd in 2000 NFL Draft)
- 1b. traded to Washington Redskins (12)
2. traded to St. Louis Rams for WR Eddie Kennison (41)
3. traded to Washington Redskins (71)
4. traded to Washington Redskins (107)
5. traded to Washington Redskins (144)
6. traded to Washington Redskins (179)
7. traded to Washington Redskins (218)

2000 Draft

Held April 15-16, 2000

1. Traded to Washington for #5 in 1999 (2)
2. Darren Howard, de (33)Kansas State
3. Traded to Washington for #5 in 1999 (64)
4. Terrelle Smith, fb (96)Arizona State
- 5a. Tutan Reyes, t (131)Mississippi
- 5b. From Chicago for WR Eddie Kennison to Indianapolis for #158 & #195
- 5c. Austin Wheatley, te (158)Iowa
(choice acquired from Indianapolis with #195 for #138)
- 5d. Chad Morton, rb (166)Southern California
(Compensatory)
- 6a. Marc Bulger, qb (168)West Virginia
- 6b. Michael Hawthorne, cb (195)Purdue
(choice acquired from Indianapolis with #158 for #138)
- 6c. Sherrod Gideon, wr (200)Southern Mississippi
(Compensatory)
- 7a. traded to Kansas City in exchange for defensive coordinator Ron Zook (208)
- 7b. Kevin Houser, fb (228)Ohio State
(choice acquired from Kansas City along with defensive coordinator Ron Zook for #208)

2001 Draft

Held April 21-22, 2001

1. Deuce McAllister, rb (23)Mississippi
2. traded to Dallas for #70 & #81
3. traded to Green Bay for qb Aaron Brooks and te Lamont Hall
- 3a. Sedrick Hodge, lb (70)North Carolina
(choice acquired from Dallas)
- 3b. Kenny Smith, dt (81)Alabama
(choice acquired from Indianapolis through Dallas)
4. Moran Norris, fb (115)Kansas
5. Onome Ojo, wr (153)Cal-Davis
6. Mitch White, t (185)Oregon State
7. Ennis Davis, dt (221)Southern California

NFL DRAFT HISTORY

2002 Draft

Held April 20-21, 2002

- 1a. Donté Stallworth, wr (13) Tennessee
- 1b. Charles Grant, de (25) Georgia
(choice acquired from Miami with #125 for RB Ricky Williams & #114)
2. LeCharles Bentley, c (44) Ohio State
3. James Allen, lb (82) Oregon State
4. Keyuo Craver, cb (125) Nebraska
(choice acquired from Miami)
5. Mel Mitchell, s (150) Western Kentucky
- 6a. J.T. O'Sullivan, qb (186) Cal-Davis
- 6b. John Gilmore, te (196) Penn State
(choice acquired from N.Y. Jets for RB Chad Morton)
7. Derrius Monroe, de (224) Virginia Tech

2003 Draft

Held April 26-27, 2003

1. Johnathan Sullivan, dt (6) Georgia
(choice acquired from Arizona for the Saints' two 1st round picks (#17 and #18). As part of the trade, the two clubs swapped second-round picks and the Saints received Arizona's fourth-round selection.)
2. Jon Stinchcomb, t (37) Georgia
(choice acquired from Arizona in exchange of second-round picks; Arizona received #54)
- 3a. (#78, from Kansas City for T William Roaf) choice traded to New England for S Tebucky Jones, along with a seventh-round choice (239) and a fourth-round pick in 2004.
- 3b. Cie Grant, lb (86) Ohio State
- 4a. Montrae Holland, g (102)
(choice acquired from Arizona as part of trade of first-round picks)
- 4b. (#118), choice traded to Cincinnati for RB Curtis Keaton
- 5a. Melvin Williams, de (155) Kansas State
- 6a. (#190), choice traded to Minnesota for QB Todd Bouman
- 6b. Kareem Kelly, wr (203) Southern California
(choice acquired from Seattle Seahawks, through Green Bay, for DT Norman Hand)
- 7a. Talman Gardner, wr (231) Florida State
- 7b. (#239, from Indianapolis for RB Ricky Williams), choice traded to New England for S Tebucky Jones.

2004 Draft

Held April 24-25, 2004

1. Will Smith, de (18) Ohio State
- 2a. (#48), choice traded to Minnesota in exchange for the Vikings' second-round pick (#50) and fifth-round pick (#151)
- 2b. Devery Henderson (50) Louisiana State
(choice acquired from Minnesota as part of swap of 2nd round picks)
- 2c. Courtney Watson (60) Notre Dame
(choice acquired from St. Louis for T Kyle Turley)
3. (#81), choice traded to Washington. The two clubs swapped 2004 fifth-round picks (the Saints' #151 for Washington's #139) and New Orleans received the Redskins' second-round pick in 2005.
4. (#113), choice traded to New England for S Tebucky Jones
- 5a. Rodney Leisle, dt (139) UCLA
(choice acquired from Washington. The two clubs swapped 2004 fifth-round picks (the Saints' #151 for Washington's #139) and New Orleans received the Redskins' second-round pick in 2005.)
- 5b. (#150), choice traded to Jacksonville for CB Jason Craft
- 5c. (#151) choice traded to Washington. The two clubs swapped 2004 fifth-round picks (the Saints' #151

for Washington's #139) and New Orleans received the Redskins' second-round pick in 2005.

- 5d. Mike Karney (156) Arizona State
(choice acquired from Dallas. The Saints sent their sixth- (#182) and seventh-round (#206) choices to the Cowboys for the fifth-round pick.)
6. (#182), choice traded to Dallas for fifth-round pick (#156)
- 7a. (#206), choice traded to Dallas Cowboys for fifth-round pick (#156). Pick originally acquired from Washington in 2003 trade of DT Martin Chase.
- 7b. (#206), choice traded to Miami in 2003 trade for LB Derrick Rodgers.
- 7c. Colby Bowkoldt (240) Brigham Young

2005 Draft

Held April 23-24, 2005

1. Jammal Brown, t (13) Oklahoma
(choice acquired from Houston. The Saints sent their first-round pick (18th overall) to Houston in exchange for the Texans' first-round choice (13th overall) and a third-round pick in 2006.
- 2a. Josh Bullocks, s (40) Nebraska
(choice acquired from Washington in 2004 draft day trade. New Orleans sent its third-round pick in 2004 to the Redskins for this second-round choice. The two clubs also swapped 2004 fifth-round choices in the trade.)
- 2b. (#51) (choice traded to Green Bay along with QB J.T. O'Sullivan in 10/4/04 trade for CB Mike McKenzie)
3. Alfred Fincher, lb (82) Connecticut
4. Chase Lyman, wr (118) California
5. Adrian McPherson, qb (152) Florida State
6. Jason Jefferson, dt (193) Wisconsin
7. Jimmy Verdon, de (232) Arizona State

2006 Draft

Held April 29-30, 2006

1. Reggie Bush, rb (2) Southern California
- 2a. (#34), choice traded to Cleveland for C Jeff Faine and the Browns' second-round pick (#43)
- 2b. Roman Harper, s (43) Alabama
3. (#66) (choice traded to Houston in 4/23/05 trade with Texans to move up from 18th to 13th overall and select T Jammal Brown)
- 4a. (#99) (choice traded to Philadelphia for Eagles' fourth-round pick (#108) and DT Hollis Thomas)
- 4b. Jahri Evans, g (108) Bloomsburg
5. Rob Ninkovich, de (135) Purdue
- 6a. Mike Hass, wr (171) Oregon State
- 6b. Josh Lay, cb (174) Pittsburgh
(choice acquired from Green Bay in 2005 trade for CB Mike McKenzie)
- 7a. Zach Strief, t (210) Northwestern
- 7b. Marques Colston, wr (252) Hofstra
(Compensatory Selection)

2007 Draft

Held April 28-29, 2007

1. Robert Meachem, wr (27) Tennessee
- 2a. (#58), Choice traded to Detroit for third-round pick (#66) and fifth-round pick (145th)
- 2b. Usama Young, cb (66) Kent State
- 3b. Andy Alleman, g (88) Akron
- 4a. Antonio Pittman, rb (107), choice from Houston Ohio State
4. (#123) Traded to Houston with fifth-round pick (#163) for fourth-round pick (#107)
- 4b. Jermon Bushrod, t (125) Towson
4. (#126) To Indianapolis as compensation for signing Restricted Free Agent cb Jason David

NFL DRAFT HISTORY

5. David Jones, cb (145)Wingate
5. (#163) Traded to Houston with fourth-round pick (#123) for fourth-round pick (#107)
6. (#199) Traded to the Miami Dolphins for k Olindo Mare
7. Marvin Mitchell, lb (220)Tennessee

2008 Draft

Held April 26-27, 2008

1. Sedrick Ellis, dt (7)Southern California choice from New England
2. Tracy Porter, cb (40)Indiana (#78)
3. Traded to New England along with first-round pick (#10) for first-round pick (#7) and fifth-round pick (#164)
4. (#113) Traded to N.Y. Jets for lb Jonathan Vilma
- 5a. DeMario Pressley, dt (144)North Carolina State choice from Detroit
5. (#146) Traded to Detroit along with seventh-round pick (#218) for fifth-round pick (#144)
- 5b. Carl Nicks, t/g (164)Nebraska choice from New England
6. Taylor Mehlhaff, k (178)Wisconsin
7. Adrian Arrington, wr (237)Michigan choice acquired from Green Bay in exchange for sixth-round pick in 2009 draft

2009 Draft

Held April 25-26, 2009

1. Malcolm Jenkins, cb (14)Ohio State
2. (#45) Traded to N.Y. Giants along with fifth-round pick (#152) in exchange for te Jeremy Shockey
3. (#76) Traded to N.Y. Jets along with 2008 fourth-round pick in exchange for lb Jonathan Vilma and 2009 fourth-round pick (#118)
- 4a. Chip Vaughn, s (116)Wake Forest
- 4b. Stanley Arnoux, lb (118)Wake Forest choice from N.Y. Jets
5. (#151) Traded to N.Y. Giants
5. Thomas Morstead, p (164)Southern Methodist choice from Philadelphia
6. (#184) Traded to Green Bay in exchange for 2008 seventh-round pick
7. (#222) Traded to Philadelphia along with fifth-round pick in 2010 draft in exchange for fifth-round pick (#164)

2010 Draft

Held April 22-24, 2010

1. Patrick Robinson, cb (32)Florida State
2. Charles Brown, t (64)Southern California
3. Jimmy Graham, te (95)Miami (Fla.)
4. Al Woods, dt (123)Louisiana State choice from Arizona
5. Matt Tennant, c (158)Boston College choice from Jacksonville (acquired in exchange for 2011 fourth-round pick)
5. (#163) Traded to Philadelphia
6. (#201) Traded to Arizona with #130 in exchange for #123
7. Sean Canfield, qb (239)Oregon State

2011 Draft

Held April 28-30, 2011

- 1a. Cameron Jordan, DE (24)California
- 1b. Mark Ingram, RB (28)Alabama choice from New England
2. (#56) Traded to New England
- 3a. Martez Wilson, LB (72)Illinois choice from Washington
- 3b. Johnny Patrick, CB (88)Louisville
4. (#121) Traded to Jacksonville for 2010 fifth round pick (#158)
5. (#155) Traded to Washington with T Jammal Brown for Redskins' third round pick (#72)
6. (#189) Traded to New England in exchange for TE David Thomas
- 7a. Greg Rousey, DE (226)Pittsburgh
- 7b. Nate Bussey, LB (243)Illinois

Draft Summary

In **45** college drafts, the Saints have selected **513** players.

(Player totals include QB Dave Wilson, selected in the 1981 Supplemental Draft; does not include players taken in 1984 USFL Supplemental Draft).

BY POSITION: 66 **RB**; 64 **WR**; 63 **LB**; 57 **CB**; 43 **DE**; 41 **T**; 39 **G**; 36 **S**; 31 **DT**; 28 **TE**; 19 **QB**; 9 **C**; 8 **FB**; 6 **P** and 4 **K**.

MOST BY COLLEGE: **17** – Southern California; **15** – Nebraska; **12** – Ohio State; **11** – Notre Dame; **10** – Michigan, Tennessee; **9** – Florida State, Louisiana State, Oklahoma; **8** – Georgia, Missouri, Tulane; **7** – Alabama, Florida, Mississippi, Pittsburgh, Wisconsin; **6** – Kansas, Oregon State, San Diego State, Washington State, West Virginia; **5** – Arizona State, Brigham Young, California, Colorado, Houston, Miami (Fla.), Minnesota, Mississippi State, North Carolina, North Carolina State, Purdue, Southern, Texas, Tulsa, Virginia, Wake Forest, Washington; **4** – Alcorn State, Arizona, Arkansas, Arkansas State, Boston College, Georgia Tech, Grambling State, Illinois, Iowa State, Kansas State, Kentucky, Northwestern, Oklahoma State, Penn State, South Carolina, Southern Methodist, Stanford, UCLA.

SAINTS IN PRIME TIME

Date	Score	Monday Night Football (13-17)	Site	Attendance
Sept. 25, 1972	Kansas City 20, New Orleans 17 (ABC)		Tulane Stadium	70,793
Sept. 24, 1973	Dallas 40, New Orleans 3 (ABC)		Texas Stadium	52,715
Nov. 25, 1974	Pittsburgh 28, New Orleans 7 (ABC)		Tulane Stadium	71,907
Dec. 3, 1979	Oakland 42, New Orleans 35 (ABC)		Louisiana Superdome	65,541
Nov. 24, 1980	L.A. Rams 27, New Orleans 7 (ABC)		Louisiana Superdome	53,448
Nov. 21, 1983	N.Y. Jets 31, New Orleans 28 (ABC)		Louisiana Superdome	68,606
Nov. 19, 1984	New Orleans 27, Pittsburgh 24 (ABC)		Louisiana Superdome	66,005
Oct. 3, 1988	New Orleans 20, Dallas 17 (ABC)		Louisiana Superdome	68,474
Nov. 6, 1989	San Francisco 31, New Orleans 13 (ABC)		Candlestick Park	60,667
Dec. 18, 1989	New Orleans 30, Philadelphia 20 (ABC)		Louisiana Superdome	59,218
Sept. 10, 1990	San Francisco 13, New Orleans 12 (ABC)		Louisiana Superdome	68,629
Dec. 31, 1990	New Orleans 20, L.A. Rams 17 (ABC)		Louisiana Superdome	68,647
Dec. 16, 1991	New Orleans 27, L.A. Raiders 0 (ABC)		Louisiana Superdome	68,625
Nov. 23, 1992	New Orleans 20, Washington 3 (ABC)		Louisiana Superdome	68,591
Nov. 22, 1993	San Francisco 42, New Orleans 7 (ABC)		Candlestick Park	66,500
Dec. 20, 1993	N.Y. Giants 24, New Orleans 14 (ABC)		Louisiana Superdome	69,036
Nov. 28, 1994	San Francisco 35, New Orleans 14 (ABC)		Louisiana Superdome	61,304
Dec. 19, 1994	Dallas 24, New Orleans 16 (ABC)		Louisiana Superdome	67,323
Dec. 17, 2001	St. Louis 34, New Orleans 21 (ABC)		Louisiana Superdome	70,332
Sept. 19, 2005*	N.Y. Giants 27, New Orleans 10 (ABC/ESPN)		Giants Stadium	68,031
Dec. 12, 2005	Atlanta 36, New Orleans 17 (ABC)		Georgia Dome	70,083
Sept. 25, 2006	New Orleans 23, Atlanta 3 (ESPN)		Louisiana Superdome	70,003
Sept. 24, 2007	Tennessee 31, New Orleans 14 (ESPN)		Louisiana Superdome	70,002
Dec. 10, 2007	New Orleans 34, Atlanta 14 (ESPN)		Georgia Dome	69,553
Oct. 6, 2008	Minnesota 30, New Orleans 27 (ESPN)		Louisiana Superdome	70,015
Nov. 24, 2008	New Orleans 51, Green Bay 29 (ESPN)		Louisiana Superdome	70,668
Nov. 2, 2009	New Orleans 35, Atlanta 27 (ESPN)		Louisiana Superdome	70,088
Nov. 30, 2009	New Orleans 38, New England 17 (ESPN)		Louisiana Superdome	70,768
Sept. 20, 2010	New Orleans 25, San Francisco 22 (ESPN)		Candlestick Park	69,732
Dec. 27, 2010	New Orleans 17, Atlanta 14 (ESPN)		Georgia Dome	70,144

*— Game originally scheduled for Sept. 18, broadcast by both ABC and ESPN

Sunday Night (12-12)

Oct. 21, 1984	Dallas 30, New Orleans 27 OT (ABC)	Texas Stadium	50,966
Nov. 27, 1988	N.Y. Giants 13, New Orleans 12 (ESPN)	Louisiana Superdome	66,526
Nov. 26, 1989	L.A. Rams 20, New Orleans 17 OT (ESPN)	Louisiana Superdome	64,274
Sept. 15, 1991	New Orleans 24, L.A. Rams 7 (TNT)	Louisiana Superdome	68,583
Nov. 24, 1991	Atlanta 23, New Orleans 20 OT (ESPN)	Louisiana Superdome	68,591
Sept. 27, 1992	San Francisco 16, New Orleans 10 (TNT)	Louisiana Superdome	68,591
Oct. 11, 1992	New Orleans 13, L.A. Rams 10 (TNT)	Louisiana Superdome	68,591
Sept. 5, 1993	New Orleans 33, Houston 21 (TNT)	Louisiana Superdome	69,029
Dec. 11, 1994	New Orleans 29, Atlanta 20 (ESPN)	Georgia Dome	61,307
Nov. 26, 1995	New Orleans 34, Carolina 26 (ESPN)	Louisiana Superdome	39,580
Nov. 3, 1996	San Francisco 24, New Orleans 17 (ESPN)	Louisiana Superdome	53,297
Oct. 5, 1997	New Orleans 20, Chicago 17 (TNT)	Soldier Field	58,865
Nov. 22, 1998	San Francisco 31, New Orleans 20 (ESPN)	3Com Park	68,429
Nov. 21, 1999	Jacksonville 41, New Orleans 23 (ESPN)	ALLTEL Stadium	69,772
Nov. 4, 2001	N.Y. Jets 16, New Orleans 9 (ESPN)	Louisiana Superdome	70,020
Dec. 30, 2001	Washington 40, New Orleans 10 (ESPN)	Louisiana Superdome	70,020
Dec. 1, 2002	New Orleans 23, Tampa Bay 20 (ESPN)	Louisiana Superdome	68,226
Sept. 28, 2003	Indianapolis 55, New Orleans 21 (ESPN)	Louisiana Superdome	70,020
Dec. 14, 2003	New Orleans 45, N.Y. Giants 7 (ESPN)	Louisiana Superdome	68,399
Oct. 17, 2004	Minnesota 38, New Orleans 31 (ESPN)	Louisiana Superdome	64,900
Nov. 27, 2005	New Orleans 21, N.Y. Jets 19 (ESPN)	Giants Stadium	77,152
Dec. 10, 2006	New Orleans 42, Dallas 17 (NBC)	Texas Stadium	63,722
Oct. 14, 2007	New Orleans 28, Seattle 17 (NBC)	Qwest Field	68,296
Oct. 31, 2010	New Orleans 20, Pittsburgh 10 (NBC)	Louisiana Superdome	70,011

Thursday (3-2)

Dec. 3, 1992	New Orleans 22, Atlanta 14 (ESPN)	Louisiana Superdome	68,591
Sept. 14, 2007	Indianapolis 41, New Orleans 10 (NBC)	RCA Dome	57,361
Dec. 11, 2008	Chicago 27, New Orleans 24 OT (NFL Network)	Soldier Field	61,692
Sept. 9, 2010	New Orleans 14, Minnesota 9 (NBC)	Louisiana Superdome	70,051
Nov. 25, 2010	New Orleans 30, Dallas 27 (FOX, Thanksgiving Day)	Cowboys Stadium	93,985

Saturday Night (0-1)

Dec. 19, 2009	Dallas 24, New Orleans 17 (NFL Network)	Louisiana Superdome	70,213
---------------	---	---------------------	--------

Home games in bold

Record in Prime Time: 28-32 (ABC 6-15; ESPN 13-12; ESPN/ABC 0-1; TNT 4-1; NBC 4-1; NFL Network 0-2; FOX 1-0)

SaintsHallOfFame

The Saints Hall of Fame Museum is dedicated to preserving the history of the New Orleans Saints and honoring deserving Saints players. Memorabilia and exhibits showcase the history of the franchise as well as Saints highlight films and interactive exhibits. Induction weekend is usually held in early November.

HALL OF FAME INDUCTEES

1988: QB Archie Manning, WR Danny Abramowicz
 1989: S Tommy Myers, K Tom Dempsey
 1990: QB Billy Kilmer
 1991: NT Derland Moore, RB Tony Galbreath
 1992: RB George Rogers, G Jake Kupp, C John Hill
 1993: LB Joe Federspiel
 1994: GM Jim Finks, TE Henry Childs
 1995: DE Bob Pollard, DE Doug Atkins
 1996: CB Dave Whitsell, DB Dave Wayner
 1997: LB Rickey Jackson, T Stan Brock
 1998: RB Dalton Hilliard, LB Sam Mills
 1999: QB Bobby Hebert, WR Eric Martin
 2000: LB Vaughan Johnson, LB Pat Swilling
 2001: TE Hoby Brenner, DE Jim Wilks
 2002: Coach Jim Mora, DE Frank Warren
 2003: DE Wayne Martin, G/T Jim Dombrowski
 2004: Def. Coord. Steve Sidwell, RB Reuben Mayes
 2006: C Joel Hilgenberg
 2007: DE Joe Johnson
 2008: T William Roaf
 2009: K Morten Andersen
 2010: WR Joe Horn
 2011: S Sammy Knight

JOE GEMELLI "FLEUR-DE-LIS" AWARD

(Awarded yearly to a person who has contributed to the betterment of the Saints organization)

1989: Al Hirt
 1990: Joe Gemelli
 1991: Dave Dixon
 1992: Charlie Kertz
 1993: Wayne Mack
 1994: Erby Aucoin
 1995: Aaron Broussard
 1996: Marie Knutson
 1997: Angela Hill
 1998: Joe Impastato
 1999: Frank Wilson
 2000: Bob Remy
 2001: Peter (Champ) Clark
 2002: Dean Kleinschmidt
 2003: Jim Fast
 2004: Bob Roesler
 2006: Buddy Diliberto
 2007: Saints Fans
 2008: Barra Birrcher
 2009: Jerry Romig
 2010: Dan Simmons, Glennon Powell
 2011: Bruce Miller

EXTRAPPOINTS

SAINTS OVERTIME GAMES (8-11 REGULAR SEASON, 1-0 POSTSEASON)

DATE	OPPONENT	RESULT	SCORE
11/13/77	vs. San Francisco	L	7-10
9/2/79	vs. Atlanta	L	34-40
12/7/80	at San Francisco	L	35-38
9/18/83	vs. Chicago	W	34-31
12/11/83	at Philadelphia	W	20-17
10/21/84	at Dallas	L	27-30
11/26/89	vs. L.A. Rams	L	17-20
11/24/91	vs. Atlanta	L	20-23
9/17/95	vs. Atlanta	L	24-27
11/16/97	vs. Seattle	W	20-17
9/27/98	at Indianapolis	W	19-13
9/8/02	at Tampa Bay	W	26-20
10/26/03	vs. Carolina	L	20-23
11/16/03	at Atlanta	W	23-20
9/26/04	at St. Louis	W	28-25
12/11/08	at Chicago	L	24-27
12/6/09	at Washington	W	33-30
12/27/09	vs. Tampa Bay	L	17-20
1/24/10	vs. Minnesota (NFC Championship)	W	31-28
9/26/10	vs. Atlanta	L	24-27

TOP FIVE MARGIN OF VICTORY IN CLUB HISTORY

DATE	OPPONENT	SITE	SCORE	ATTENDANCE
11/20/88	DENVER BRONCOS	LOUISIANA SUPERDOME	42-0	68,075
12/14/03	NY GIANTS	LOUISIANA SUPERDOME	45-7	68,399
11/1/87	at Atlanta Falcons	Atlanta-Fulton County Stadium	38-0	42,196
12/21/08	at Detroit Lions	Ford Field	42-7	49,309
12/24/89	INDIANAPOLIS COLTS	LOUISIANA SUPERDOME	41-6	49,009

HIGHEST-SCORING GAMES (COMBINED) IN CLUB HISTORY

DATE	OPPONENT	SITE	W/L	SCORE	ATTENDANCE
11/2/69	at St. Louis Cardinals	Busch Stadium	W	51-42	46,718
11/23/69	San Francisco 49ers	TULANE STADIUM	W	43-38	71,448
10/23/77	at St. Louis Cardinals	Busch Stadium	L	31-49	48,417
11/24/08	Green Bay Packers	LOUISIANA SUPERDOME	W	51-29	70,668
10/25/09	at Miami Dolphins	Landshark Stadium	W	46-34	66,689
11/21/76	at Seattle Seahawks	Kingdome	W	51-27	61,865
12/6/87	Tampa Bay Buccaneers	LOUISIANA SUPERDOME	W	44-34	66,471



"CASUAL DINING AT ITS FINEST"



JOE IMPASTATO

"Saints Pasta Coach"

Serving the finest in authentic Italian foods, Impastato's Restaurant has been a favorite of the Saints for years. Sicilian-born owner/chef Joe Impastato, along with his wife, Mica, and the family promise you a memorable culinary experience.

Everything is prepared to order, resulting in a personalized meal that suits your individual tastes. This, together with the trained staff of waiters, combines to make Impastato's a truly unique restaurant experience.

So dine where the Saints dine...

IMPASTATO'S

NORTHERN • ITALIAN • CUISINE

OPEN FOR DINNER @ TUESDAY-SATURDAY
OPEN SUNDAY AFTER ALL SAINTS HOME GAMES

3400 16TH STREET @ METAIRIE

(504) 455-1545



SERIES[®]

GET OUT WHAT YOU PUT IN

The laps. The drills. The heart and hustle of every practice. You put in the work to get the best out of your game. But you need fuel to keep your game up. The G Series is the complete three-part fueling series, from Gatorade G Series 01 Prime, 02 Perform and 03 Recover. Get out what you put in.



GATORADE.COM/GSERIES

©2011 S-VC, Inc. GATORADE, G DESIGN and G SERIES are registered trademarks of S-VC, Inc.
©2011 NFL Properties LLC. Team names/logos/indicia are trademarks of the team indicated. All other NFL trademarks are trademarks of the National Football League.