




NEW ORLEANS SAINTS



2002 RECORD & FACT BOOK

It's

in

the

gym

is *it* in you?



TICKETS/SUITES
TEAM
FANFARE
COMMUNITY
MEDIA
HISTORY
CORPORATE
KIDS ZONE
PHOTO GALLERY

Search

BLACK & GOLD NATION

REGISTER

LOGIN

QUESTION OF THE WEEK

Which new defender
will make the biggest
impact?

- CB Dale Carter
- LB Bryan Cox
- DE Charles Grant
- DT Grady Jackson

VOTE

RESULTS

Join Us
Contact Us
Employment
Advertising
Privacy Policy
Code of Conduct



Official NFL Sites



AFC Teams



NFC Teams

THE OFFICIAL WEB SITE OF THE NEW ORLEANS SAINTS

HOME NEWS TICKETS ROSTERS DEPTH CHARTS STATS SCHEDULE FORUMS

Wednesday, June 26, 2002 5:42:14 PM CST

2002 NEW ORLEANS SAINTS SCHEDULE

Date Opponent Central Time (TV)

Preseason

August

Sat. 10	HOUSTON TEXANS	7 pm (WWL)
Thu. 15	at Miami Dolphins	6 pm (WWL)
Sat. 24	at Cincinnati Bengals	6:30 pm (WWL)
Fri. 30	INDIANAPOLIS COLTS	6 pm (WWL)

Regular Season

September

Sun. 8	at Tampa Bay Buccaneers	3:15 pm (FOX)
Sun. 15	GREEN BAY PACKERS	Noon (FOX)
Sun. 22	at Chicago Bears (Champaign, Ill.)	Noon (FOX)
Sun. 29	at Detroit Lions	Noon (FOX)

October

Sun. 6	PITTSBURGH STEELERS	Noon (CBS)
Sun. 13	at Washington Redskins	Noon (FOX)
Sun. 20	SAN FRANCISCO 49ERS	Noon (FOX)
Sun. 27	ATLANTA FALCONS	Noon (FOX)

November

Sun. 3	bye week	
Sun. 10	at Carolina Panthers	Noon (FOX)
Sun. 17	at Atlanta Falcons	Noon (FOX)
Sun. 24	CLEVELAND BROWNS	Noon (CBS)

December

Sun. 1	TAMPA BAY BUCCANEERS	7:30 pm (ESPN)
Sun. 8	at Baltimore Ravens	3:05 pm (FOX)
Mon. 15	MINNESOTA VIKINGS	Noon (FOX)
Sun. 22	at Cincinnati Bengals	Noon (FOX)
Sun. 29	CAROLINA PANTHERS	Noon (FOX)

Postseason

January

Sat.-Sun. 4-5	NFC Wild Card Playoffs
Sat.-Sun. 11-12	NFC Divisional Playoffs
Sun. 19	NFC Championship
Sun. 26	Super Bowl XXXVII (San Diego, Calif.)

February

Sun. 2	AFC-NFC Pro Bowl (Honolulu, Hawaii)
--------	-------------------------------------

All home games in **BOLD CAPS** at Louisiana Superdome
All games are broadcast on WWL 870-AM (Flagship) & WFNO 830-AM (Spanish Flagship)

PRESENTED BY



SAINTS ONLINE STORE



2002 SCHEDULE

SEPT. 8	at	at Tampa Bay Buccaneers
SEPT. 15	at	at Green Bay Packers
SEPT. 22	at	at Chicago Bears
SEPT. 29	at	at Detroit Lions
OCT. 6	at	at Pittsburgh Steelers
OCT. 13	at	at Washington Redskins
OCT. 20	at	at San Francisco 49ers
OCT. 27	at	at Atlanta Falcons
NOV. 10	at	bye week
NOV. 17	at	at Carolina Panthers
NOV. 24	at	at Atlanta Falcons
DEC. 1	at	at Cleveland Browns
DEC. 8	at	at Tampa Bay Buccaneers
DEC. 15	at	at Minnesota Vikings
DEC. 22	at	at Cincinnati Bengals
DEC. 29	at	at Carolina Panthers

E-NEWSLETTER

SAINTS now

SIGN UP FOR
OUR FREE WEEKLY
NEWSLETTER!

CLICK HERE

GAMEDAY AUDIO

Listen To The

SAINTS

CLICK HERE

PATRON SAINTS

SAINTS PARTNERS





TABLE OF CONTENTS

SAINTS ORGANIZATION	1-36
2002 Schedule	1
Contents/Credits	2
Saints Directory	3
Ownership	4
Mickey Loomis	5
Arnold D. Fielkow	6
Dennis Lauscha/Rick Mueller	7
Administration	8-9
Jim Haslett	10-11
Coaching Staff	12-24
Coaching Staff Assistants	24
Football Operations Staff	25-31
Saints Staff Photos	32-35
What To Look For In 2002	36
2002 SAINTS	37-128
Saints Veterans	38-109
2002 Draft Choices	110-118
Rookie & First-Year Players	119-123
How The Saints Are Built	124
2002 Rosters	125-128
2001 IN REVIEW	129-190
NFL Season In Review	130
Honors & NFC Statistical Ranks	131
Final Statistics	132
Final Defensive Statistics	133
Game-By-Game Offense	134
Game-By-Game Defense	135
Participation Report	136
Game-By-Game Starters	137
Team Superlatives	138
Individual Superlatives	139
Individual Statistics	140-149
Special Teams Statistics	150
Defensive Charts	150-151
Weekly Yardage Rankings	151
Turnover Table	152-153
Transactions Log	154-155
Game-By-Game Review	156-187
Preseason Statistics	188
Preseason Defensive Statistics	189
Television Ratings	190
RECORDS	191-226
Career Leaders	192-194
Yearly Leaders	195-201
Individual Records	202-210
Team Records	211-215
Two-Team Records	216
Consecutive Records	217
Big Games	218-220
The Last Time	221-222
Individual Playoff Records	223-224
Team Playoff Records	225
Super Bowl/Pro Bowl Results	226
HISTORY	227-316
Year-By-Year	228
Saints Timeline	229-236
Uniform History	237
All-Time Results	238-249
Overtime Games	249
Record vs. Opponents	250
Series Records	251-254
Attendance Figures	255
Preseason Results	256-257
Year-By-Year Statistics	258-291
Playoff Game Summaries	292-294
All-Time Roster	295-300
All-Time Numerical Roster	301-305
Yearly Yardage Rankings	305
NFL Honors	306-309
NFL Draft History	310-315
Saints In Prime Time	316
Saints Hall Of Fame	316
SIDELINES	317-336
2002 Preseason Schedule	318
2002 NFL Schedule	319-321
Playoff Tie-Breakers	322
Saints Road Headquarters	327
2002 Training Camp	324
Training Camp History	324
2002 Training Camp Schedule	325
Ticket Information	326
Louisiana Superdome Facts	326
Following The Saints	327
Saints Radio Network	327
2002 Media Guidelines	328
NFL PR Contacts	329-330
Glossary Of Medical Terms	331-332
Free Agency/Salary Cap Q&A	333
NFL Important Dates (2002-03)	334
New Orleans Saints Facility	335
Notes, Etc.	336

2002 New Orleans Saints Record & Fact Book

The 2002 New Orleans Saints Record & Fact Book is a production of the Saints' Media & Public Relations Department (Greg Bense, Director; Ricky Zeller, Assistant Director; Justin Macione & Josselyn Timko, Managers; Nick Galiano, Intern). Cover Design: Paul Corliss & Ricky Zeller. Production, Design & Layout: Chris Pika; Photography: Michael C. Hebert & Barry Lawrence. Statistical Assistance: Elias Sports Bureau. Printing: Garrity Printing, Harahan, La.; All information current as of July 1, 2002.

Copyright, 2002: New Orleans Saints

SAINTS DIRECTORY



New Orleans Saints
5800 Airline Drive
Metairie, LA 70003

Main Office: (504) 733-0255
Ticket Office: (504) 731-1700

www.neworleanssaints.com



EXECUTIVE OFFICE

Tom Benson Owner
Jennie Guarisco Executive Assistant to the Owner
Melissa Scott Administrative Assistant to the Owner
Rodney Henry Administrative Assistant
Charlotte Troxler Financial Assistant to the Owner
Bob Benson Consultant

FOOTBALL OPERATIONS

Mickey Loomis General Manager of Football Operations
Russ Ball Senior Football Administrator
Debbie Gallagher Executive Asst. to the General Manager

Player Personnel

Rick Mueller Director of Player Personnel
Rick Thompson College Scouting Coordinator
Pat Mondock Regional Scouting Supervisor
Mike Baugh, Grant Neill, Bill Quinter Pro Scouts
Mike Faulkner, Cornell Gowdy, Tim Heffelfinger, James Jefferson, Mark Sadowski, Andy Weidl, Barrett Wiley Area Scouts

Ryan Pace Player Personnel Assistant
Melanie McLaughlin Administrative Assistant

Athletic Training

Scottie B. Patton Head Athletic Trainer
Kevin Mangum Assistant Athletic Trainer
Duane Brooks Assistant Athletic Trainer

Equipment

Dan Simmons Equipment Manager
Glenn "Silky" Powell Assistant Equipment Manager
Nolan Castex Equipment Assistant

Video

Dave Desposito Video Director
Jeff Jacobs Assistant Video Director
Robert Harris Video Assistant

Security

Geoff Santini Director of Security

Player Development

Ricky Porter Director of Player Development

Media & Public Relations

Greg Bense Director of Media & Public Relations
Ricky Zeller Assistant Director of Media & Public Relations
Justin Macione, Josselyn Timko Media & PR Managers

Photography

Michael C. Hebert Director of Photography
Barry Lawrence Digital Photo Specialist

ADMINISTRATION

Arnold D. Fielkow Director of Administration
Vicky Neumeyer Staff Counsel
Kim Durr Executive Asst. to the Director of Administration

Sales & Marketing

Wayne Hodes Director of Sales & Marketing
Ben Hales Corporate Sales & Broadcasting Manager
Robert Sergeant Operations Manager
Cindy Hart Suite Sales & Special Events Manager
Chris Kenyon Senior Corporate Account Executive
Darlene Divinity Partnership/Account Coordinator
Douglas Holtzman, Rob Parker Corporate Account Executives
Ian Tigchelaar Suite Account Executive & Operations Assistant
Milly Hockingheimer Executive Asst. to Dir. of Sales & Mktg.

Community Affairs

Charles Bailey Dir. of Community Affairs/Asst. Dir. of Governmental Rel.
Paul Corliss Asst. Dir. of Community Affairs/Business PR

Entertainment

Barra Bircher Entertainment Manager

New Media

Chris Pika Director of New Media

Youth Programs

Jason Trosclair Director of Youth Programs

Ticket Sales & Services

Michael Stanfield Manager of Ticket Sales & Services
James Nagaoka Dir. of Team Logistics/Box Office Mgr.
Brooke Ellenberger Assistant Box Office Manager
Sharon Aldridge Ticket Sales Coordinator/CSR
Albertha Armstrong, Joe Chavis, Angel Suhor Customer Service Representatives

Ryan Robbins Ticket Sales Supervisor
Bill Robinson Superdome Ticket Sales Supervisor
Clark Beacom, Melinda Gilbert, Derek Henderson, Loretta-Lyn Hill, Michael Larson, R.J. Mata, Jaimee McCullen, Jake Schneider, Robert Scholl, Kevin Shipp Ticket Sales Account Executives

Charleen Brown & Louise Mistic Receptionists

Regional Sales & Marketing

Mike Feder Director of Regional Sales & Marketing
Mike Bonura, Murphy Dore, Phil Garcia, Michael Louvier, Jim Nelson, Julie Sherrill, Don Suggs, Chris Torres, Travis Toth Regional Sales & Marketing Coordinators

Business Office

Dennis Lauscha Chief Financial Officer
Charleen Sharpe Comptroller
Linda Bourgeois, Rita LeBlanc, Margaret Lewis Business Office Assistants
Sheila Palmisano Human Resources Coordinator
John Berfect Mail Clerk

Information Systems

Bruce Reid, Jr. Director of Information Technology
Jay Romig Information Technology Manager
Jeff Huffman Assistant Information Technology Manager

Facilities

Terry Ashburn Facilities Manager
Lester Vallet, Jr. Assistant Facilities Manager
Tim Fletcher Grounds Superintendent

COACHING STAFF

Jim Haslett Head Coach
Mike McCarthy Offensive Coordinator
Rick Venturi Defensive Coordinator
Mike Riley Assistant Head Coach/Secondary
Hubbard Alexander Wide Receivers
Dave Atkins Running Backs
Joe Baker Assistant Secondary
Greg Brown Defensive Assistant/Quality Control
Sam Clancy Defensive Line
Al Everest Special Teams
Jim Hostler Assistant Wide Receivers
Rock Gullickson Strength & Conditioning
Jack Henry Offensive Line
Danny Langsdorf Offensive Assistant/Quality Control
Evan Marcus Assistant Strength & Conditioning
Winston Moss Linebackers
Bob Palcio Tight Ends
Mike Sheppard Quarterbacks
John "Chip" Beake Offensive Administrative Assistant
T.D. Cox Defensive Administrative Assistant
Sondra Egan Administrative Asst. to the Head Coach



OWNERSHIP

TOM BENSON



Owner



It has been 17 years since ownership of the New Orleans Saints officially transferred to Tom Benson, a period that not coincidentally ranks as the most successful in the franchise's history. During that tenure, Benson has emerged as one of the NFL's most respected and influential leaders. His vision, hard work and integrity have made the Saints corporate and community leaders in the entire Gulf Coast region.

Benson's desire to succeed has made the Saints consistent winners on and off the field. Just two years after Benson's arrival, New Orleans stormed to a 12-3 record in 1987 and the Superdome hosted its first NFL playoff game. In 1990, the Saints captured an NFC Wild Card berth again, and the following year, the club won its first NFC West title. In 1992, New Orleans would go 12-4 and march into the playoffs. In 2000, New Orleans captured the NFC West crown and won the first postseason contest in team record books.

The successes of the Saints have made Benson one of the most trusted and admired owners in the NFL community, where he plays a key role. His involvement in the league began in 1984, when he learned that the Saints were about to be sold to out-of-town interests that would move the team from New Orleans.



As one of the area's top businessmen, Benson understood the economic impact and overall importance of the franchise to the region. So in 1985, he spearheaded the effort to keep the Saints. And unlike others, it wasn't just an emotional plea — Benson stepped forward with the resources to purchase the club and save it for Louisiana and the entire Gulf South region.

And while Benson's work within the organization is often cited, his efforts have also paid dividends for New Orleans and the surrounding area. During his tenure as Owner, the city has hosted four Super Bowls. Each time, Benson has been the leading advocate of the city's campaign to secure the game. And each Super Bowl has represented an economic windfall for the area that totals over \$300 million, not to mention the substantial charitable contributions that the league makes to the host city during Super Bowl week.

Through ownership of the New Orleans Saints, it has been Benson's long-term goal to place the city of New Orleans, the state of Louisiana and the Gulf Coast region at the forefront of professional sports. And through 17 years, that goal has consistently been met both on the field and off.

EXECUTIVES



MICKY LOOMIS

General Manager of Football Operations




Balancing an aggressive, decisive philosophy with a cool-headed approach to major decisions, over the last 19 years Mickey Loomis has made a steady ascent toward becoming the chief executive of an NFL team. He arrived at that spot in May when he was promoted to General Manager of Football Operations by Owner Tom Benson.

Loomis, who had previously served as the club's Director of Football Administration since 2000, will oversee all aspects of the organization's football operations, including coaching, player personnel, salary cap management, contract negotiations, equipment, video, athletic training and public relations.

Loomis brings a blend of financial and football knowledge to his new position. In his former post, he handled contract negotiations with free agents and draft picks and also managed the club's salary cap position. From business meetings to post-practice evaluation sessions, Loomis has been a trusted voice among the Saints' highest management circle since he arrived in New Orleans and has earned a reputation around the league as a shrewd and unflappable negotiator.

Prior to joining the Saints, Loomis spent 15 years with the Seattle Seahawks, most recently as



Executive Vice President from 1992-98. He originally joined the Seahawks staff in October 1983, was promoted to vice president/finance in 1990 and then to executive vice president in 1992.

A native of Eugene, Ore., he graduated from Williamette High School in 1974 and played basketball at Northwest Christian College. Loomis earned his undergraduate degree in accounting from the University of Oregon and also holds a master's degree in sports administration from Wichita State University.

Loomis has two children: a son, Alex, and a daughter, Katherine.



EXECUTIVES



ARNOLD D. FIELKOW

Director of Administration



Arnold D. Fielkow enters his third season as Director of Administration wherein he serves as the Saints' top senior management official on the administrative/business side and oversees all aspects of administration: marketing and sales, governmental affairs, community affairs and youth programming.

Fielkow has been instrumental in improving the Saints' influence throughout the Gulf South region. He has restructured the Saints business and marketing efforts, with an emphasis on enhancing the club's ticket, suite, sponsorship and special event sales.

Under Fielkow's leadership, the Saints sold out 15 of 16 regular season games in 2000 and 2001 and a home playoff game in 2000, including a complete sell-out of the 2001 regular season in the 70,000-seat Louisiana Superdome. The club has also been successful in reaching a virtual sellout of the 137 Superdome box suites and has seen a three-fold increase in corporate sponsorship sales through the new Patron Saints Partners program.

Understanding the importance of regional marketing, he also created and implemented the most comprehensive regional sales operation in major league professional sports, with nine on-the-ground sales representatives covering a four-state area. In just two years, regional sales have risen from 8% to 25% of the club's overall business.

Fielkow also led the Saints negotiation and legislative team in its recently-completed agreement with the State of Louisiana. This 10-year agreement was the culmination of a multi-year effort by Saints owner Tom Benson, Fielkow and other members of the organization. Under the agreement, the Saints will receive significant financial inducements over the next decade, including funding for the construction of a new indoor practice facility. This agreement was overwhelmingly approved by the Louisiana legislature in April 2002 and signed into law by Louisiana Governor Mike Foster on April 18, 2002.

Fielkow has also initiated a number of innovative business/marketing projects, including the NFL's first Fan Advisory Board, a Saints-led international trade mission to Honduras, a marketing partnership with the legendary Harlem Globetrotters, Football 101 mini-camps both for the Saints female fan base and the Hispanic community, a Business Breakfast series with the top 200 business leaders in New Orleans and throughout the Gulf South, Draft Day and Monday Night Football cruises and a Saints ticket sales Radio-a-thon. He has also overseen tremendous growth in the Saints youth programming, highlighted by its involvement in the NFL's Junior Player Development program which has returned tackle football to the New Orleans public school system. He has also negotiated all of the Saints media contracts, including radio game broadcasts and coach and front office shows, as well as pre-season game television broadcasts and weekly magazine and community relations shows on both over-the-air and cable broadcast systems. He also negotiated the publish-

ing agreement for the popular book "When the Saints Came Marching In", a look back at the exciting Saints 2000 playoff season.

Prior to joining the Saints, Fielkow was President and General Counsel of Minor League Baseball's Class AA Southern League. During his six-year tenure, he oversaw the construction and renovation of six new ballparks and introduced marketing and business programs that catapulted the Southern League into one of baseball's most respected leagues. He was also elected to serve as President of Minor League Baseball's Double-A Association.

He previously served as Deputy Commissioner and General Counsel of the Continental Basketball Association, the official developmental league of the NBA. During his tenure, he negotiated new player and referee development agreements with the NBA and helped the CBA reach record attendance levels. He also introduced and administered several new programs, including a national television agreement with ESPN2, a national radio contract, and a multi-game exhibition series involving former Lakers' great Magic Johnson. He was also elected to the Board of Directors of USA Basketball.

Fielkow began his professional career as a practicing attorney in Chicago, and co-founded the suburban Chicago law firm of Grossman, Solomon, & Fielkow, P.C. He began his sports career when he was appointed Commissioner of the North Star Conference (now the Mid-Continent Conference), where he was successful in securing the conference's first-ever automatic bid to the NCAA Division I Tournament in basketball. He is a member of the Illinois and Wisconsin Bar Associations and has authored several legal and sports-related articles/publications.

He has immersed himself in the New Orleans community by serving on the Board of Directors for the Greater New Orleans Chamber of Commerce, United Way, Each One Save One, Touro Hospital Foundation, Greater New Orleans Sports Foundation and Tulane University's Hillel Foundation. He was an executive committee member of the Super Bowl XXXVI Host Committee and is an active coach in the uptown New Orleans Carrollton youth program.

A native of Appleton, Wisconsin, Fielkow is a 1981 graduate of the University of Wisconsin - School of Law and earned his B.A. degree with honors from Northwestern University. In 1978, he was selected as a member of the prestigious Phi Beta Kappa honorary society and has been presented with a "Who's Who" citation recognizing his achievements.

An avid sports fan, Fielkow played tennis on the collegiate level and was selected to the silver-medal winning United States men's basketball team at the 15th Maccabiah Games in Israel.

He and his wife, Dr. Susan Fielkow, have three sons, Justin, Michael and Steven.

EXECUTIVES



DENNIS LAUSCHA

Chief Financial Officer



Dennis Lauscha is in his fifth season with the Saints after joining the club in 1998 from Arthur Andersen. At Arthur Andersen he primarily worked in the health-care, hotel, professional sports and SEC practices and also served as the Saints' auditor for four years.

As Chief Financial Officer, Lauscha is responsible for all financial and accounting functions of the club, as well as information systems, human resources, facilities and grounds. Over the past two years, Lauscha has also played a key role in the team's financial negotiations with the State of Louisiana toward ensuring the team's future presence in New Orleans as well improving the team's

playing and practice facilities.

Lauscha, who is married (Jennifer), graduated from Jesuit High School and the University of Alabama, with a Bachelor of Science degree in Business. He received a Masters of Business Administration from Loyola University in New Orleans. He is also a licensed Certified Public Accountant.

Lauscha is very active in the New Orleans community. A member of Metrovision, he is also a board member of the New Orleans regional chapter of the Boy Scouts of America. He and Jennifer also dedicate much of their time to the Preservation Resource Center.



RICK MUELLER

Director of Player Personnel



As the team's primary football personnel executive, Director of Player Personnel Rick Mueller is the point man in the effort to keep the Saints' roster stocked with talented players. He is responsible for coordinating all aspects of player evaluation, from grading highly coveted NFL free agents to scanning the waiver wire to scouting college prospects.

Mueller, who is entering his third season in New Orleans, has overseen the club's last two drafts — a haul that includes Deuce McAllister, Sedrick Hodge, Donte' Stallworth, Charles Grant and LeCharles Bentley — as well as guided the Saints' acquisitions in the free agent market. Mueller's duties include supervising and coordinating all of the club's college and pro scouts.

He came to the team after spending six years with the Jacksonville Jaguars, where Mueller was instrumental in that team's rapid rise from an expansion franchise in 1995 to AFC power. From 1996-99, Jacksonville won two AFC Central Division titles and played in two conference championship games. Mueller counts Jaguars Coach Tom Coughlin and Director of Player Personnel Rick Reiprish among his strongest influences in the business.

Mueller served as the Jaguars' Director of College Scouting in 1998-99 and was in charge of his first college draft in 1999. Prior to being promoted to that position, Mueller was Jacksonville's college scout for the Western United States.

In 1993, Mueller served as Director of Player Personnel and wide receivers coach for the CFL's

Sacramento Gold Miners. In the spring and summer of 1992, he worked as defensive assistant and special teams coach for the World League's Sacramento Surge. In that assignment, Mueller worked alongside then-defensive coordinator Jim Haslett. The Surge finished with an 8-2 record and captured the World Bowl Championship.

Following that season, Mueller served as one of five pro scouts for the World League. Working for the Surge was Mueller's first pro job after serving as a graduate assistant at Washington State University from 1990-92 where he served as quarterbacks coach, head junior varsity coach and recruiting coordinator.

While at Washington State, he coached Buffalo Bills quarterback Drew Bledsoe, who was the first overall pick in the 1993 draft and a three-time Pro Bowl pick. Mueller began his football career as a training camp assistant with the Seattle Seahawks from 1985-90.

A graduate of the University of Puget Sound, Mueller was a three-year starter at quarterback. He received a bachelor's degree in communications in 1990 and attended graduate school studying communications at Washington State from 1990-92.

Mueller and his wife, Andrea, have twin sons, Chase and Rhett.



ADMINISTRATION



CHARLES BAILEY

Director of Community Affairs/Assistant Director of Governmental Relations



With 22 years of scouting and front office experience, Charles Bailey brings a wealth of experience to his new position as Director of Community Affairs/Assistant Director of Governmental Relations.

Bailey was named to his new post in 2002, after serving three seasons as the club's Assistant General Manager of Football Operations.

Bailey spearheads the club's outreach efforts and heads a full staff dedicated to expanding the club's charitable endeavors in the city, state and region. Bailey also assists the club in the area of governmental affairs and is involved in various special projects related to football operations.

In addition to overseeing the team's Community Affairs department, Bailey will also periodically conduct meetings with a newly established top-level Community Affairs Advisory Panel. This panel will consist of top elected officials, business leaders and media members from around the region, and will meet with Saints officials during the year to provide guidance on a variety of issues with the best interests of the community in mind.

During the previous three seasons as Assistant GM, Bailey was responsible for scouting and evaluating talent on the Saints and around the NFL. He also

handled college scouting and numerous administrative duties. Active in many NFL endeavors, Bailey served as a member of the Executive Board for the 2002 Super Bowl Host Committee in New Orleans.

Prior to his arrival in New Orleans in 1999, Bailey spent 10 seasons with the Pittsburgh Steelers and was an integral part of the club's Super Bowl XXX appearance after the 1995 season. In his 10 years with the Steelers, Bailey served three years in college scouting and seven years as the club's Pro Personnel Coordinator. Bailey joined the Steelers in 1989 after eight years of scouting with National Football Scouting Inc.

A native of Winston-Salem, N.C., Bailey began his scouting career in 1981 with National. His start with National followed six years on the coaching staff at Winston-Salem State. He attended North Carolina Central University, where he was a scholarship student-athlete from 1969 to 1973. After graduation he earned his master's degree from North Carolina A&T State University.

Bailey and his wife, Carolyn, have three children, daughters Kahmil and Aundrea, and a son, Charles.

SAINTS COMMUNITY AFFAIRS

The New Orleans Saints are dedicated to making our community a better place for everyone. Under the guidance of Owner **Tom Benson** and Director of Community Affairs **Charles Bailey**, the club realizes a responsibility to supply sensitivity, kindness and support to those who are less fortunate. Providing both financial and philanthropic support, the Saints work hand-in-hand with local, regional and national organizations. The team's Community Affairs Department handles everything from appearance requests for players, coaches and staff members to fundraisers and donation requests for tickets and memorabilia.



ADMINISTRATION



WAYNE HODES

Director of Sales & Marketing



Wayne Hodes is in his third season with the Saints as Director of Sales & Marketing. He joined the Saints in 2000 from the Trenton Thunder (AA affiliate of the Boston Red Sox), where he spent six years as General Manager/Chief Operating Officer.

In his job with the Saints, Hodes oversees all aspects of the Saints marketing efforts, which include corporate sales, suite and premium seat sales, special events, entertainment, ticket sales and operations, broadcast stadium operations, youth programs, internet and advertising. In addition to his duties with the Saints, Hodes serves on the Board of Directors for the Saints Hall of Fame, the NFL YET Center and the Jefferson Parish Chamber of Commerce. He served on the Executive Committee, the Board of Directors and the Marketing Committee for the Super Bowl XXXVI Host Committee.

During his tenure with the Trenton Thunder, Hodes was responsible for the daily operation of the

Thunder and served on the Thunder's four-member Board of Directors. He managed all departments of the Trenton organization, including the baseball and business operations. Hodes received several awards for his work with the Thunder, including Executive of the Year, from the Eastern League and the National Association of Professional Baseball Leagues in 1995 and 1998, and Minor League Baseball Executive of the Year, from *The Sporting News* in 1996.

A native of Watchung, N.J., Hodes graduated from Tulane University in 1987 with a bachelor's degree in sports management. He received a master's degree in sports administration from Montclair State University in 1991.

Wayne and his wife, Stacie, have one son, Vinny, and one daughter, Sarah.



MIKE FEDER

Director of Regional Sales & Marketing



Mike Feder joined the Saints in 2001 as part of the team's effort to increase their presence in the Gulf South.

In his job with the Saints, Feder directs the team's marketing efforts for all communities outside of the New Orleans metro area in the Gulf South region. In these communities in Louisiana, Mississippi, the Alabama Coast and Western Florida, he will oversee group sales, season tickets, skybox sales and other advertising sponsorships in the region.

Feder came to the Saints from the Tucson Sidewinders (AAA affiliate of the Arizona Diamondbacks), where he spent 12 years as Vice President and General Manager.

During Feder's 28-year career in minor league baseball, he was the recipient of five Executive of the Year awards in four different leagues. Prior to joining the Tucson Toros in 1989, Feder was the General Manager of the Quad Cities Angels of the Midwest League, based in Davenport, Iowa. He was also a GM in Jackson, Miss., Cocoa Beach, Fla., Daytona Beach, Fla., Wausau, Wis. and Burlington, Iowa.

A Chicago native, Feder received his undergraduate degree from Simpson College in Indianola, Iowa, and completed his graduate studies in sports administration from Western Illinois University.

He and his wife, Pattie, have a 21-year old son, Nate, who was an all-conference second baseman at Delgado College in 2002.



COACHING STAFF



MIKE MCCARTHY
Offensive Coordinator



Before Mike McCarthy took over as the Saints' offensive coordinator in 2000, the Saints had ranked among the NFL's top 10 in total offense only three times in the franchise's 33-year history. After two seasons in New Orleans, McCarthy's units have nearly doubled that figure.

McCarthy has emerged as one of the league's brightest young minds by relying on a flair for innovation, an uncompromising attention to detail and a dedication to the principles of the West Coast offensive system. For years, the Saints had been known as a team paced by its ferocious defenses, but under McCarthy's guidance the offensive attack has evolved into one of the league's most explosive and consistent units.

He has led an offensive revival in New Orleans over the last two seasons while overcoming a revolving cast of primary contributors and a yearly dose of potentially devastating injuries within the starting lineup. The Saints finished 10th in the NFL in total offense in both 2000 and 2001, marking the first time since 1979 that the club closed a season ranked in the top 10. Following 2000, McCarthy was chosen as the NFC Assistant Coach of the Year by USA Today.

McCarthy's rugged version of the West Coast offense has run roughshod through the Saints' record book. In 2001, Aaron Brooks tied a team record with 26 touchdown passes and set a new club mark with 4,190 yards of total offense (a career-best 3,832 yards passing and 358 rushing).

When McCarthy arrived in New Orleans, the Saints hadn't had a wide receiver reach 1,000 yards in eight years. But top target Joe Horn has averaged over 1,300 yards the last two seasons, and in 2001 the Saints had two players top the milestone for the first time in club record books. Also, upon McCarthy's hiring, the team hadn't had a running back post a 1,000-yard season in a decade, but a Saints' rusher has reached that mark in each of the last two years.

Brooks, who McCarthy tutored in 1999 during the quarterback's rookie season in Green Bay, has developed into one of the NFL's most dangerous young passers. He posted a QB rating of over 100 six times in 2001 and tossed three touchdown passes in five games. In 2000, Brooks stepped in for an injured Jeff Blake and passed for a record 441 yards

in one contest and rushed for 108 yards a few weeks later. The success of both quarterbacks proves that McCarthy's system hasn't been held back by a constant influx of new personnel or the efforts of opposing defenses.

Over the last two years, the Saints have posted 5,397 and 5,226 yards of offense, respectively, the second- and fourth-highest totals in club history. Last year, New Orleans joined St. Louis as the only teams to have a passer with over 3,500 yards, two wideouts with more than 1,000 yards receiving and a 1,000-yard rusher.

But posting those kinds of statistics is nothing new for offenses that McCarthy has been involved with. Though only 38, he has worked with some of the game's most accomplished coaches and players.

While coaching quarterbacks at Green Bay in 1999, the Packers ranked seventh in the NFL in passing and ninth overall in total offense, with quarterback Brett Favre passing for 4,091 yards.

McCarthy also spent six seasons with the Kansas City Chiefs, serving as quarterbacks coach the last four years. As an offensive assistant in 1993-94, he worked with Hall of Fame quarterback Joe Montana. As QB coach from 1995-98, McCarthy's signal callers threw just 52 interceptions, which was the lowest total in the AFC during that period. These numbers were achieved despite Kansas City using three starters at quarterback over that span.

Before joining the Chiefs, McCarthy coached at the University of Pittsburgh from 1989-92 under head coach Paul Hackett, renowned as an innovator in West Coast offenses. McCarthy spent his first three years working with the quarterbacks before tutoring the wide receivers during his final season at Pittsburgh. McCarthy's top pupil at Pittsburgh, QB Alex Van Pelt, broke Dan Marino's school records for career and single-season passing yardage totals.

A collegiate tight end, McCarthy was a two-time all-conference selection (1985-86) at Baker University in Baldwin City, Kansas. He captained the school's 1986 team that finished as an NAIA Division II National Runner-up.

The Pittsburgh, Pa., native was born Nov. 10, 1963 and has a daughter, Alexandra.

MIKE MCCARTHY

PLAYING CAREER: Baker University 1985-86. **COACHING CAREER:** Fort Hays State 1987-88, University of Pittsburgh 1989-92, Kansas City Chiefs 1993-98, Green Bay Packers 1999, New Orleans Saints 2000-.



COACHING STAFF



RICK VENTURI
Defensive Coordinator



He has held nearly every title on NFL coaching staffs over the last 20 years, a period of time filled with countless hours on the practice field, in meeting rooms and studying film. Rick Venturi has been among the league's innovators during the constant evolution of defensive schemes during his career, and in 2002 — his seventh season in New Orleans — he takes over as the Saints' defensive coordinator. He was promoted to the position after serving as assistant head coach/secondary coach for the last two years.

Known as one of the game's best teachers, Venturi has become one of the NFL's most respected coaches by cutting out the clutter and breaking every player's responsibilities down into their simplest form. In addition to tutoring the Saints' defensive backs since 2000, Venturi also held the title of assistant head coach since 1997. While he will no longer serve in that capacity so he can concentrate fully on the defense, the additional title was a reflection of the respect for Venturi held by Jim Haslett and the entire staff.

Over the last two years, Venturi's platoon of playmakers in the secondary was one of the strengths of a unit that ranked among the league's toughest defenses. Last season, safety Sammy Knight was voted to his first Pro Bowl after posting a career-high 120 tackles and 11 turnovers (six interceptions and five fumble recoveries) and cornerback Fred Thomas emerged as a top-rate starter.

In 2000, the Saints ranked 10th in the NFL in pass defense and ninth in the league with 20 interceptions. Venturi first brought his expertise to the defensive backfield in 1998. That season, the secondary scored five of a team record nine defensive touchdowns and New Orleans recorded an NFC best 21 interceptions.

In 1999, Venturi served as linebackers coach,

the same position he held when he joined the Saints in 1996. In his first season in New Orleans, Venturi was elevated to head coach eight games into the season. The way the veteran coach held the club together in tough times made Venturi an esteemed figure in the New Orleans area. With a new coaching staff in 1997, Venturi was retained as linebackers coach and took on the added duties of assistant head coach.

Prior to joining the Saints, Venturi spent two years with the Cleveland Browns, as secondary coach in 1994 and defensive coordinator/linebackers coach in 1995.

The first 12 seasons of Venturi's NFL coaching career were spent with the Colts. He joined Baltimore as an assistant in 1982 and remained there through 1993. He began the 1991 season as defensive coordinator/linebackers coach before taking over as interim head coach with 11 games remaining. He also served as defensive coordinator with the Colts in 1984 and 1992-93.

Venturi played quarterback and defensive back at Northwestern University, where he earned his degree in physical education and history, and a master's degree in education. His first coaching stop was at his alma mater in 1968. From 1973-76, he was on the staff at Purdue before moving on to Illinois for the 1977 season. He returned to Northwestern in 1978, where he served as the Wildcats' head coach for three years. In 1981, he got his first job at the professional level with the Hamilton Tiger-Cats of the Canadian Football League.


An avid biker, Venturi owns four motorcycles. Born Feb. 23, 1946, in Taylorville, Ill. Venturi and his wife, Cheri, have a daughter, Marin, and a son, Jason.

RICK VENTURI

PLAYING CAREER: Northwestern 1965-67. **COACHING CAREER:** Northwestern 1968-72, Purdue 1973-76, Illinois 1977, Northwestern (head coach) 1978-80, Hamilton Tiger-Cats (CFL) 1981, Baltimore/Indianapolis Colts 1982-93 (head coach final 11 games of 1991), Cleveland Browns 1994-95, New Orleans Saints 1996-(head coach final 8 games of 1996).



COACHING STAFF



MIKE RILEY

**Assistant Head Coach/
Secondary**



Bringing the reputation as one of the NFL's most knowledgeable and personable figures, Mike Riley enters his first season with the Saints as the Assistant Head Coach/Secondary Coach. Riley, a 27-year coaching veteran, comes to New Orleans after a three-season stint as head coach of the San Diego Chargers.

Riley brings a unique perspective to the defensive backfield, having worked primarily as either a head coach or on the offensive side of the ball for most of the last two decades. But for the first nine years of his career, Riley was a defensive coach. His depth of experience on both sides of the ball is the best indication of his versatility and teaching ability as a coach.

Over the past 27 years, Riley has spent 11 seasons as a head coach, including three in the NFL (1999-2001), two on the collegiate level (Oregon State, 1997-98), four in the Canadian Football League (Winnipeg, 1987-90) and two in the World League (San Antonio, 1991-92).

While with San Diego, Riley led the Chargers to a four game improvement in 2001. The club finished in the top 11 on both offense and defense. In 1999 he guided San Diego to an 8-8 record, including a 5-3 mark in the AFC West. That third-place finish in the division remains the Chargers' best since 1996.

Before joining the Chargers, Riley spent two seasons as head coach at Oregon State, where he resurrected the program. In 1998, Riley guided the Beavers to the school's best record in 27 years with a mark of 5-6, highlighted by a 44-41 overtime victory over in-state rival Oregon.

Prior to his arrival at Oregon State, Riley served as assistant head coach and offensive coordinator/quarterbacks coach at Southern California from 1993-96. During that period, the Trojans won three bowl games, including the Rose, Cotton and Freedom, finished first in the Pac-10 in 1995 and tied for the conference title in 1993.

Riley was the head coach of the San Antonio

Riders of the World League of American Football from 1991-92. Riley led the Riders to a record of 11-9 over two seasons, including a 7-3 mark in 1992.

Riley spent the 1987-90 seasons as the head coach of the Winnipeg Blue Bombers of the Canadian Football League, where he earned a record of 40-32 and two Grey Cup Championships. Riley was named the CFL Coach of the Year following the 1988 and '90 seasons after each of his team's Grey Cup victories.

In 1986, Riley worked as the defensive coordinator and secondary coach at Northern Colorado University. He initially worked in the CFL as the secondary coach of the Blue Bombers from 1983-85. The Blue Bombers amassed a record of 32-15-1, including the 1984 Grey Cup championship, during Riley's three years as the secondary coach.

From 1977-82, Riley was the defensive coordinator, secondary coach and assistant baseball coach at Linfield College in McMinnville, Ore. Linfield had a record of 52-7-1 during Riley's tenure, including a perfect 12-0 record in 1982 to win the NAIA National Championship.

In 1976, Riley served as a graduate assistant on defense while completing his master's degree at Whitworth College in Spokane, Wash. Riley's first stop on his climb up the coaching ladder was at the University of California as a defensive graduate assistant in 1975. The Golden Bears were co-champions of the Pac-10 with a record of 8-3 that year.

Following his graduation from Corvallis (Ore.) High School, Riley was recruited by the University of Alabama, where he played defensive back under Paul "Bear" Bryant for four years (1971-74). During that period, the Crimson Tide won the 1973 national crown and four Southeastern Conference titles. He graduated from Alabama in 1975 with a bachelor's degree in social science.


Riley was born July 6, 1953 in Wallace, Idaho. Mike and his wife, Dee, have a son, Matthew and a daughter, Kate.

MIKE RILEY

PLAYING CAREER: Alabama 1971-74. **COACHING CAREER:** California 1975, Whitworth College 1976, Linfield College 1977-82, Winnipeg (CFL) Blue Bombers 1983-85, Northern Colorado 1986, Winnipeg (CFL) Blue Bombers 1987-90 (head coach), San Antonio Riders (World League) 1991-92, Southern California 1993-96, Oregon State 1997-98 (head coach), San Diego Chargers 1999-2001 (head coach), New Orleans Saints 2002-.



COACHING STAFF



HUBBARD ALEXANDER

Wide Receivers



Affectionately known as "Axe" to the players, Hubbard Alexander has molded the Saints' fleet of wide receivers into one of the league's most exciting and productive units over the past two seasons. It should have been expected. In every stop of Alexander's NFL coaching career, he has developed and tutored exceptional wideouts.

Alexander arrived in New Orleans in 2000 after serving from 1998-99 in the same position with the Minnesota Vikings. Prior to Minnesota, he was the wide receivers coach with the Dallas Cowboys from 1989-97. Four wideouts under his guidance — the Saints' Joe Horn, Minnesota's Cris Carter and Randy Moss and Michael Irvin of Dallas — have combined for 10 Pro Bowl appearances.

Horn's emergence as one of the league's top targets over the last two years is an indication of Alexander's coaching talents and the wide receivers' drive. After recording 53 receptions in his first four NFL seasons, under Alexander's guidance Horn has posted 177 catches for 2,605 yards since 2000. Last year, he became the first Saints' receiver to gain 1,000 yards in back-to-back seasons since Eric Martin in 1988-89. Also in 2001, Horn and Willie Jackson combined to give New Orleans its first pair of pass-catchers with over 1,000 receiving yards in the same season.

In his two seasons with Minnesota, Alexander developed one of the league's most dangerous units. In 1999, Moss led the NFC in receiving yards (1,413) and Carter finished second in the NFC in receptions

(90) and fifth in receiving yards (1,241). Both were voted to the Pro Bowl. In 1998, Alexander's first season with the Vikings, that same wideout tandem set an NFL record with 29 touchdown catches.

Alexander spent nine seasons (1989-97) with the Cowboys. During the period of 1992-95, Dallas dominated the NFL with a 49-15 regular season record and won three Super Bowls. Alexander also coached Irvin to five consecutive Pro Bowl appearances (1991-95).

Prior to his arrival in Dallas, Alexander coached 10 seasons (1979-88) at the University of Miami. After coaching tight ends from 1979-84, he moved over to coach wide receivers and molded one of college football's most prolific receiving units with Brian Blades, Brett Perriman, and Irvin. All three were among the first 52 players selected in the 1988 NFL Draft. Alexander won National Championships with the Hurricanes in 1983 and 1987.

Before joining the Hurricanes, Alexander spent five seasons as an assistant at Vanderbilt (1974-78), and spent nine seasons as a highly successful high school coach in Memphis, Tenn. He started his coaching career at Tennessee State from 1962-63.

A three-year starter at the center position at Tennessee State, Alexander earned All-America honors as a senior and was signed as a free agent by the Cowboys. He received a degree in Health and Physical Education.

Born Feb. 14, 1939, Hubbard and his wife, Gloria, have three sons: Todd, Chad, and Bard.

HUBBARD ALEXANDER

PLAYING CAREER: Tennessee State 1958-61. **COACHING CAREER:** Tennessee State 1962-63, Vanderbilt 1974-78, Miami (Fla.) 1979-88, Dallas Cowboys 1989-97, Minnesota Vikings 1998-99, New Orleans Saints 2000-.



DAVE ATKINS

Running Backs



In a results-oriented league, running backs coach Dave Atkins has annually tutored backfields that have ranked among the most versatile and productive in the NFL. The Saints have had a running

back reach the 1,000-yard milestone each year since Atkins arrived in New Orleans in 2000. That feat marked the first time in club history a running back has reached the milestone in consecutive seasons.



COACHING STAFF

Now Atkins turns his attention to grooming Deuce McAllister's diverse talents. In 2001, Ricky Williams enjoyed his best NFL season, finishing fourth in the NFC with 1,245 yards. The Saints rushed for at least 100 yards in 10 contests and finished with 1,712 yards on 419 carries (a 4.1-yards per carry average). The backfield also combined for 79 receptions, while the blocking of fullbacks Terrelle Smith and Moran Norris provided a rugged foundation for the entire unit.

In 2000, New Orleans finished eighth in NFL rushing with 2,068 yards, the highest the club has ranked since ranking third in 1987. That total was achieved despite the loss of Williams in Week 11. The Saints averaged 113.7 yards over the final six contests, with the running game serving as an important cog in winning the NFC West title.

Atkins returned to New Orleans as running backs coach in 2000 after serving the Saints in the same capacity in 1996. Prior to joining Jim Haslett's staff, Atkins served as tight ends coach for the Minnesota Vikings from 1997-99.

Atkins also brings valuable NFL offensive coordinator experience to the Saints coaching staff. From 1994-95, Atkins served in that capacity for Arizona. In

1994, the Cardinals led the NFL in time of possession (32:37), and the next season Arizona had one of the league's best backfield tandems in Larry Centers and Garrison Hearst.

In 1993, Atkins joined New England as running backs coach. In his only season with the Patriots, New England averaged 111.3 rushing yards per game, including a 1,088-yard effort by Leonard Russell, who finished second among AFC running backs.

Atkins broke into the NFL ranks with the Philadelphia Eagles in 1986. He worked with numerous facets of the Eagles' coaching staff during his seven-year stay, including running backs (1986-90), special teams (1991), and tight ends (1992).

Atkins started his college coaching career at his alma mater, Texas-El Paso, in 1979. He worked with the running backs and the kicking game for two seasons at UTEP before he joined the staff at San Diego State in 1981, where he spent the next five years.

Born May 18, 1949 in Victoria, Texas, Atkins and his wife, Cynthia, have a son, Dave Jr., and a daughter, Jasmine.

DAVE ATKINS

PLAYING CAREER: UTEP 1970-71, San Francisco 49ers 1973, Honolulu Hawaiians (WFL) 1974, San Diego Chargers 1975. **COACHING CAREER:** Texas-El Paso 1979-80, San Diego State 1981-85, Philadelphia Eagles 1986-92, New England Patriots 1993, Arizona Cardinals 1994-95, New Orleans Saints 1996, Minnesota Vikings 1997-99, New Orleans Saints 2000-.



JOE BAKER Secondary Assistant

Joe Baker enters his third season with the Saints and eighth in the NFL. Prior to joining the Saints, Baker spent the 1999 season coaching outside linebackers and special teams at the University of Wisconsin.

In his position, Baker is responsible for assisting secondary coach Mike Riley. The past two seasons, in addition to working with the secondary, Baker assisted in special teams with Al Everest.

In 2001, the Saints special teams units improved in several categories, such as kickoff and punt return coverage and field goal percentage. The units also featured two of the leading kickoff returners in the NFC. The Saints secondary was led by Sammy Knight, who was selected to his first Pro Bowl and was the first Saints defensive back to play in the all star game since Eric Allen in 1995.

In 2000, his first season with the Saints, the

special teams units improved in several categories, especially on kickoffs. The Saints improved their opponents starting drives by nearly three yards, while also improving their own kickoff returns by over three yards per kickoff. The Saints also improved in the area of pass defense from 21st in the NFL to 10th and in interceptions, going from ninth in the NFC in 1999 to tied for fourth in 2000.

At Wisconsin in 1999, the Rose Bowl champion Badgers led the Big Ten in kickoff return average, kickoffs, field goal percentage, and finished second in net punt average and field goal block percentage.

Prior to his one-year coaching stint at Wisconsin, Baker served with the Jacksonville Jaguars as assistant special teams coach from 1995-98. While with the Jaguars, he served under special teams coordinator Larry Pasquale, in addition to serving as administrative assistant to head coach

COACHING STAFF



Tom Coughlin. In 1997 the Jaguars' special teams were ranked the NFL's best by the Dallas Morning News, and the two kickers, punter Bryan Barker and placekicker Mike Hollis, were voted to the Pro Bowl. Prior to Jacksonville's inaugural 1995 season he had served as the Jaguars' manager of football operations.

A wide receiver at Princeton, Baker was on the school's Ivy League champion team in 1989. In 1991, Baker was named the player personnel coordi-

nator for the World League's Birmingham Fire.

Baker also served as a scout for the World League until joining the coaching staff at Samford University in Birmingham, Ala., in January, 1993. While at Samford, he coached running backs and wide receivers, in addition to his duties in recruiting.

Born June 29, 1969 in Glen Ridge, N.J., Baker graduated from Princeton in 1991 with a degree in history. He and his wife, Jill, have a daughter, Mia.

JOE BAKER

PLAYING CAREER: Princeton 1988-91. **COACHING CAREER:** East Stroudsburg (Pa.) State 1991, Birmingham Fire 1992, Samford 1993, Jacksonville Jaguars 1994-98, Wisconsin 1999, New Orleans Saints 2000-.



GREG BROWN Defensive Assistant/Quality Control

Greg Brown enters his first season with the Saints and 12th as a NFL assistant. Prior to joining the Saints, Brown spent the past two seasons coaching the secondary of the Atlanta Falcons.

Before arriving in Atlanta, Brown was the defensive backs coach for the San Francisco 49ers in 1999. Under his direction, then-49ers starting safety Lance Schulters made his first Pro Bowl appearance as starting safety and finished tied for third in the NFC with six interceptions. Brown spent the 1997-98 seasons as the secondary coach of the Tennessee Titans. In 1997, Titans safety Blaine Bishop was named to the Pro Bowl while safety Marcus Robertson finished tied for fifth in the AFC with five interceptions.

Brown served as secondary coach in San Diego from 1995-96 and coached the Falcons defensive backs for the first time in 1994. In 1994, Atlanta's ball-hawking secondary recorded 23 interceptions, second in the NFL, while his 1995 and 1996 San Diego secondaries both finished with top five rankings in fewest yards per completion. Brown's NFL coaching career began in 1984, when he was

hired as a defensive quality control assistant at Tampa Bay. Brown assisted on the offensive side in 1985 and served as tight ends coach in 1986.

Brown served on three college coaching staffs as the secondary coach for national programs. He was with Wyoming (1987-88), Purdue (1989-90) and Colorado, in between stints in the pros. While at Colorado from 1991-93, Brown coached a pair of Jim Thorpe Award Winners in Deon Figures and Chris Hudson, as the Buffaloes led the nation in pass defense in 1992.

Brown's coaching career began as a graduate assistant at his alma mater, Texas-El Paso in 1980. His initial pro assignment was as the defensive quality control coach for the Denver Gold of the USFL in 1983. Brown served as the defensive backs coach for the Gold in 1984. The native of Denver, Colo., lettered twice as a defensive back at UTEP and graduated with a degree in history and physical education in 1980.

Brown and his wife, Stacie, have a daughter, Hannah.

GREG BROWN

PLAYING CAREER: Glendale (Ariz) CC 1976-77, UTEP 1978-79. **COACHING CAREER:** Denver Gold (USFL) 1983-84, Tampa Bay Buccaneers 1984-86, Wyoming 1987-88, Purdue 1989-90, Colorado 1991-93, Atlanta Falcons 1994, San Diego Chargers 1995-96, Tennessee Oilers 1997-98, San Francisco 49ers 1999, Atlanta Falcons 2000-01, New Orleans Saints 2002-.





COACHING STAFF



SAM CLANCY Defensive Line



It all starts up front for the Saints' defense, and Sam Clancy's defensive line has been one of the league's most formidable units over the last two years. This season, New Orleans should again have a potent group in the trenches, with an emphasis on stopping the run promising to join sacking quarterbacks as the line's twin strengths.

The Saints' defensive line has accounted for 78 sacks since Clancy arrived in 2000. This year, incumbent starters Norman Hand and Darren Howard and top contributors Martin Chase, Willie Whitehead and Kenny Smith will be joined by free agent Grady Jackson and No. 1 pick Charles Grant.

Last season, the Saints' defensive front combined for 29.5 sacks and the club ranked seventh in the NFC vs. the run. In 2000, the Saints' defense set a club record and led the NFL with 66 sacks, 48.5 of which were generated by the defensive line. New Orleans ranked 10th against the run, and the front four sent two starters to the Pro Bowl.

Under Clancy's tutelage in 2000, second-round pick Howard set a team rookie record with 11 sacks and was named to numerous All-Rookie squads. Hand's contributions were not as evident on the stat sheet, but served as the base for the Saints run defense.

Prior to coming to New Orleans, Clancy coached in NFL Europe for five seasons, and had an 11-year NFL playing career. Clancy joined the staff of

the NFL's Barcelona Dragons in 1995. The Dragons made two World Bowl appearances during Clancy's five-year stint in Barcelona, winning the World Bowl in 1997.

Clancy was originally drafted in the 11th round by the Seattle Seahawks in 1982. After playing with Seattle from 1982-83, he played with the Cleveland Browns from 1985-88, and closed out his career with the Indianapolis Colts from 1989-93. During his career, he recorded 30 sacks in 152 games.


His finest season came in 1990, when he led the Colts with 7.5 sacks and 48 tackles (30 solo). Clancy also played two seasons in the USFL, with the Pittsburgh Maulers in 1984 and the Memphis Showboats in 1985. With the Maulers, Clancy was second in the league with 16 sacks.

Clancy did not play college football at Pittsburgh, but was a four-year basketball letterman, and a member of the 1979 U.S. gold medal team at the Pan American games under Bob Knight. Clancy was a 1981 third round pick of the NBA's Phoenix Suns, but opted for the NFL.

Born May 29, 1958 in Pittsburgh, Pa., Clancy and his wife, Terri, have three sons: Sam Jr., who was the starting power forward for the University of Southern California for the past four seasons, Samario, and Samarcus, one stepson, Evann, and a daughter, Samantha.

SAM CLANCY

PLAYING CAREER: Seattle Seahawks 1982-83, Pittsburgh Maulers (USFL) 1984, Memphis Showboats (USFL) 1985, Cleveland Browns 1985-88, Indianapolis Colts 1989-93. **COACHING CAREER:** Barcelona Dragons (NFL Europe) 1995-99, New Orleans Saints 2000-.



AL EVEREST Special Teams



Known for building aggressive, attacking coverage units that consistently rank among the NFL's best, Al Everest brings 31 years of coaching experience to his post as special teams coach. He came to New Orleans in 2000 after a four-year stint in the same capacity with the Arizona Cardinals.

In 2001, Everest's special teams units improved drastically in several categories. The Saints ranked among the leaders in kickoff return average in the NFC and led the conference in average drive start at 30.7. John Carney also finished as the most accurate kicker in the NFC, drilling 27 of 31 field goal

COACHING STAFF



attempts.

In 2000, his first season with the Saints, Everest's special teams units improved from the previous season in several categories, especially on kickoffs. New Orleans shaved nearly three yards off its opponents' starting drives from the year before and improved its own kickoff returns by over three yards per kickoff.

Under Everest in 1999, the Cardinals ranked third in the NFL in defensive punt return coverage, fifth in opponent's net punting average, and second in field goal defense. They also featured the leading punt returner in the NFC and the seventh best kickoff returner in the conference. The Cardinals punter ranked sixth in the NFC in average yards per punt. In 1998, Cardinals kickers booted four game-winning final-play field goals.

Everest brings a remarkably diverse background to the Saints, holding coaching spots on both sides of the ball and around the globe. He started his career as the defensive coordinator for the freshman team at Southern Methodist University in 1972. After two seasons as a graduate assistant at North Texas and defensive backs coach at Cameron (Okla.) University, Everest served as athletic director and head football coach at the American School Foundation in Mexico City from 1976-80, and head baseball coach at U.S. International University from

1981-87.

Everest then entered the professional ranks, coaching at the professional level in Italy from 1988-90 as defensive coordinator with the Legnano Frogs. He served as head coach of the Pesaro Angels of Italy in 1991. Everest also spent part of 1991 as a talent scout for the Pro Spring Football League, before working as a secondary coach with the Arkansas Miners in 1992.

When the PFSL folded in 1992, Everest served as offensive coordinator of the San Antonio Force in the Arena Football League. Everest then returned to Italy for the 1993 season before serving as an assistant coach at The Colony High School in Lewisville, Texas. Everest served as the special teams coordinator of the CFL's Birmingham Barracudas in 1995. His special teams units ranked among league leaders and were instrumental in the club's surprising playoff berth in its inaugural season.

A two-year starter at free safety at SMU from 1970-71, Everest earned a master's degree from North Texas, and a Doctorate of Education from U.S. International.

Everest was born Aug. 22, 1950 in El Paso, Texas. His father, Andy, served as an assistant coach with the Saints under Bum Phillips from 1981-85.

Everest, and his wife, Melissa "Lee", have two daughters, Michelle Katherine and Kaycee Fay.

AL EVEREST

PLAYING CAREER: SMU 1970-71. **COACHING CAREER:** SMU 1972, North Texas 1973-74, Cameron (Okla.) University 1974-75, American School (Mexico City) Foundation (head coach) 1976-80, Legnano (Italy) Frogs 1988-90, Pesaro (Italy) Angels (head coach) 1991, Arkansas Miners (PSFL) 1992, San Antonio Force (AFL) 1992, Legnano (Italy) Frogs 1993, Colony (Texas) HS (assistant coach) 1993-94, Birmingham Barracudas (CFL) 1995, Arizona Cardinals 1996-99, New Orleans Saints 2000-.



ROCK GULLICKSON Strength & Conditioning



Entering his third season with the Saints and in the NFL, Rock Gullickson's work with Saints players has already received notice around the league, as he was presented the 2000 President's Award by the Professional Football Strength and Conditioning Coaches Society. Gullickson came to the Saints in 2000 after spending the 1998-99 seasons at Louisville.

Prior to working at Louisville, Gullickson served as the strength and conditioning coach at the University of Texas from 1993-97. Before arriving in Texas, Gullickson served as the strength and conditioning coach at Rutgers from 1990-92.

A 1978 graduate of Moorhead (Minn.) State, Gullickson was an Associated Press Division III All-American guard for the Dragons. Following his graduation, Gullickson remained at Moorhead State for one season as strength coach before moving on to Mayville (N.D.) State for two seasons as strength coach, assistant football, and head track and field coach.

In 1981, Gullickson was named strength coach and weight training instructor at South Dakota State, where he received his master's degree. In 1982, he became the first full-time strength and conditioning coach in the history of the Big Sky conference when



COACHING STAFF

he went to Montana State. Gullickson remained at Montana State for eight years, planning and designing the school's workout facility and assisting in the team's 1984 Division I-AA National Championship.

The state of Montana's powerlifting champion from 1983-86, Gullickson won the Northwest U.S.

Championship in 1985.

Born April 11, 1955 in Moorhead, Minn., Gullickson is married to the former Terry Bastian.

ROCK GULLICKSON

PLAYING CAREER: Moorhead (Minn.) State 1974-77. **COACHING CAREER:** Moorhead (Minn.) State 1978, Mayville (N.D.) State 1979-80, South Dakota State 1981, Montana State 1982-89, Rutgers 1990-92, Texas 1993-97, Louisville 1998-99, New Orleans Saints 2000-.



JACK HENRY

Offensive Line

With an emphasis on toughness and working in unison, Jack Henry has quickly built a tradition of standout offensive line play in New Orleans. Entering his third year with the Saints, the blocking of Henry's well-drilled units up front has set the tone for two of the most productive offensive seasons in club history.

Under Henry's leadership, the Saints offensive line has paved the way for 3,780 rushing yards while also ably protecting the quarterback over the last two seasons. This year, Henry will oversee Kyle Turley's switch from right to left tackle as well as fuse newcomers LeCharles Bentley, Kendyl Jacox, Spencer Folau and Victor Riley into the unit as they compete for starting positions.

A coaching veteran of over 30 years, Henry spent the 1997-99 seasons as offensive line coach for the Detroit Lions. In 1997, the Lions boasted the NFL's No. 2 rushing offense, highlighted by Barry Sanders' 2,053 rushing yards. It was one of only four times in NFL history that a running back reached the 2,000-yard mark.

Henry spent 1996 as offensive line coach for the San Diego Chargers. Prior to joining the Chargers, Henry spent 1993-95 as the offensive line coach at the University of Pittsburgh. His first NFL coaching assignment was tutoring the Pittsburgh Steelers offensive line under Chuck Noll in 1990-91.

Henry previously served as the assistant director of athletics, associate head football coach and

offensive coordinator at his alma mater, Indiana University of Pennsylvania (IUP) from 1986-89. He was inducted into IUP's Athletic Hall of Fame in 1997.

Henry has also served at seven other colleges in his coaching career. He began by coaching the freshman offensive line at West Virginia in 1970, followed that by moving to Edinboro in 1973 (offensive line and wrestling coach), Louisville in 1974 (offensive line), Millersville in 1975-76 (offensive coordinator), Southern Illinois in 1977 (offensive line), West Virginia in 1978-79 (offensive line), Appalachian State in 1980 (offensive coordinator) and Wake Forest in 1981-85 (offensive coordinator/offensive line coach). His first coaching job was at Blairsville (Pa.) High.

Henry, who began his collegiate playing career as a linebacker at Penn State from 1964-65, played guard for IUP in 1967-68 before graduating in 1969. He was the captain of IUP's 1968 Boardwalk Bowl Championship team.

John "Jack" Henry is a native of Houston, Pa. Henry and his wife, Carol, have two children: Chad, who is an area scout for the Detroit Lions, and Jacqueline, who is a student at the University of New Orleans.

JACK HENRY

PLAYING CAREER: Penn State 1964-65, Indiana University (Pa.) 1967-68. **COACHING CAREER:** West Virginia 1970, Edinboro (Pa.) 1973, Louisville 1974, Millersville (Pa.) 1975-76, Southern Illinois 1977, West Virginia 1978-79, Appalachian State 1980, Wake Forest 1981-85, Indiana University (Pa.) 1986-89, Pittsburgh Steelers 1990-91, University of Pittsburgh 1993-95, San Diego Chargers 1996, Detroit Lions 1997-99, New Orleans Saints 2000-.



COACHING STAFF



JIM HOSTLER

Assistant Wide Receivers

Jim Hostler enters his first season as assistant wide receivers coach after spending 2001 as offensive assistant/quality control coach for the Saints. In his new position, Hostler will assist wide receivers coach Hubbard Alexander in coaching the team's wideouts.

Hostler joined the Saints coaching staff after spending the 2000 season as an offensive assistant/quality control coach for the Kansas City Chiefs. For nine seasons, Hostler was an assistant coach at his alma mater, Indiana University of Pennsylvania (IUP). He was IUP's offensive coordinator/quarterbacks coach in 1999, after stints as linebackers coach (1997-98) and running backs coach (1990-92, 1994-96).

During his tenure at IUP, the Indians qualified for the NCAA Division II playoffs five times and advanced to the title game in 1990. In 1993, he was the offensive coordinator for Juanita (Pa.) College.

Hostler had a stellar playing career as a cornerback at IUP from 1986-89. A four-year letterman, he earned all-conference honors as a sophomore and a senior. While at IUP as a player, the Indians won a pair of Pennsylvania State Athletic Conference titles, made three trips to the D-II playoffs and compiled a 38-9 record.

A native of Bethel Park, Pa., Hostler and his wife, Jennifer, have two sons: Clint and Grant.

JIM HOSTLER

PLAYING CAREER: Indiana University (Pa.) 1986-89. **COACHING CAREER:** Indiana University (Pa.) 1990-92, Juniata (Pa.) 1993, Indiana University (Pa.) 1994-99, Kansas City Chiefs 2000, New Orleans Saints 2001-.



DANNY LANGSDORF

Offensive Assistant/Quality Control

Danny Langsdorf is in his first year with the Saints as an offensive assistant, coming to the team from the CFL's Edmonton Eskimos.

Langsdorf spent three seasons with the Eskimos, coaching the wide receivers his first year in 1999 and serving as offensive coordinator/quarterbacks coach the past two seasons. Langsdorf came to Edmonton from Oregon State University, where he was a graduate assistant/tight ends coach with the Beavers in 1997-98. At OSU, Danny worked under then-head Coach Mike Riley, now the Assistant Head Coach/Secondary with the Saints. In 1996, Langsdorf

was the quarterbacks coach at California Lutheran University.

A Fargo, N.D., native, Langsdorf played quarterback at Boise State University from 1991-93 where he earned academic All-Conference honors in his sophomore year. He transferred to Linfield College where he quarterbacked the team from 1994-95, earning all-conference honors and earned a degree in exercise science.

Langsdorf's father Ed, is currently a scout with the San Diego Chargers. Danny and his wife, Michele, reside in New Orleans.

DANNY LANGSDORF

PLAYING CAREER: Boise State 1991-93, Linfield College 1994-95. **COACHING CAREER:** Cal-Lutheran 1996, Oregon State 1997-98, Edmonton Eskimos (CFL) 1999-2001, New Orleans Saints 2002-.





COACHING STAFF



EVAN MARCUS

Assistant Strength & Conditioning

Also an assistant to Rock Gullickson during stints at Louisville, Texas, and Rutgers, Evan Marcus enters his third season as the Saints' assistant strength and conditioning coach.

Marcus spent the 1998-99 seasons at the University of Louisville. Prior to his years at Louisville, he spent three seasons in Austin, Texas as a member of the Longhorn staff from 1995-97.

Before joining the Longhorns, Marcus spent one season at the University of Maryland in 1994, where he served as an assistant strength and conditioning coach. He also served under Gullickson at Rutgers in 1993.


A 1990 graduate of Ithaca College with a bachelor's degree in exercise physiology, Marcus helped the Bombers to the 1988 NCAA Division III National Championship and earned Football News All-America honors as an offensive tackle. Marcus received the Michael S. Bond Scholarship Award for Football Dedication at Ithaca as a senior in 1989.

Marcus earned his master's degree in higher education from Arizona State in 1992. He served as a graduate assistant coach in the strength and conditioning program while he worked on his degree.

He was born Jan. 2, 1968 in Cranford, N.J.

EVAN MARCUS

PLAYING CAREER: Ithaca College 1986-89. **COACHING CAREER:** Arizona State 1990-91, Rutgers 1993, Maryland 1994, Texas 1995-97, Louisville 1998-99, New Orleans Saints 2000-.



WINSTON MOSS

Linebackers

Last season proved to be a memorable first year as an NFL position coach for Winston Moss. Tutoring the linebackers in 2001 - the position that he excelled at for 11 seasons as a starter with three teams - he helped mold the diverse talents of Charlie Clemons and guide the maturation of Sedrick Hodge, a third-round pick who is slated for a starting assignment this year.

Clemons, playing middle linebacker in 2001 for the first time in his career, went on to lead New Orleans with 13.5 sacks and 123 tackles. He is expected to join Hodge and veteran Darrin Smith to give the Saints a formidable starting linebacker corps this year.

Moss is entering his third season in New Orleans, having been promoted to linebackers coach last year after serving as defensive assistant/quality control coach in 2000. Moss began his coaching career as defensive quality control coach with the Seattle Seahawks in 1998.

Moss played with the Seahawks from 1995-97. His NFL career also included stops with the Tampa

Bay Buccaneers (1987-90) and the Los Angeles Raiders (1991-94), before joining Seattle. While with the Raiders in 1993, Saints' head coach Jim Haslett was Moss' position coach. Moss led the Raiders with 102 tackles that season and was elected the 1993 Raiders recipient of the Ed Block Courage Award in a vote by his teammates.

During his 11-year career, Moss appeared in 155 games. He started 146 contests and recorded 768 tackles, 20.5 sacks and five interceptions. He was a three-time defensive captain and was a recipient of the 1996 NFL Players Association Unsung Hero Award.

Originally a second round pick by the Buccaneers in 1987, Moss played his college football at the University of Miami (Fla.) where he was part of the Hurricanes' 1984 National Championship team.

Born Dec. 24, 1965 in Miami, Fla., Moss and his wife, Zolia, have three sons, Winston Jr., Robert and Marcus, and a daughter, Victoria.



COACHING STAFF



WINSTON MOSS

PLAYING CAREER: Miami (Fla.) 1984-87, Tampa Bay Buccaneers 1987-90, Los Angeles Raiders 1991-94, Seattle Seahawks 1995-97. **COACHING CAREER:** Seattle Seahawks 1998, New Orleans Saints 2000-.



BOB PALCIC

Tight Ends

Over his 29-year coaching career, his approach to football has been simple: Bob Palcic has combined toughness and an unwavering dedication to doing things right to consistently produce quality performance from the players under his guidance.

In 2002, Palcic enters his third season of coaching the Saints tight ends and ninth year in the NFL. Last season, the club's tight ends combined to haul in 33 receptions for 340 yards and seven touchdowns, with rookie Boo Williams emerging as a top contributor. This year, Palcic is reunited with free agent acquisition David Sloan, who he worked with while serving as tight ends coach in Detroit from 1997-98.

In 1999, Palcic served as the offensive line coach for the Cleveland Browns. Before his stay in Detroit, Palcic was the offensive line coach with the Atlanta Falcons from 1994-96. Prior to joining the NFL ranks in 1994, Palcic helped guide UCLA to a Rose Bowl berth in 1993, where he coached present Baltimore Ravens All-Pro tackle Jonathan Ogden.

He spent 1992 at Southern California, where he worked with Houston Texans tackle Tony Boselli. The one-year stint with the Trojans came after a six-

year stay (1986-91) at Ohio State. The Buckeyes captured a share of the Big Ten title in 1986. He coached the offensive line at Arizona for two seasons (1984-85) before joining the Ohio State staff.

In addition to his college and NFL coaching tenures, Palcic coached for the Toronto Argonauts in the CFL for two seasons (1982-83). In that span the Argonauts appeared in two Grey Cup Championship games and won the title in 1983.

Palcic began his coaching career at his alma mater, the University of Dayton, in 1974. He coached Dayton's defensive ends and offensive linemen for two years (1974-75) before moving on to Ball State (1976-77). In his first year at Ball State, the Cardinals won the Mid-American Conference Championship. In 1978, Palcic began a four-year stint as the offensive line coach at Wisconsin, a position he held until moving on to Toronto. Palcic played linebacker at Dayton from 1968-70.

Born July 2, 1948 in Gowanda, N.Y., Palcic and his wife, Theresa, have a son, Joe, currently an assistant coach at Miami (Ohio), and two daughters, Amy, an assistant in the Cleveland Browns public relations department, and Monica.

BOB PALCIC

PLAYING CAREER: Dayton 1968-70. **COACHING CAREER:** Dayton 1974-75, Ball State 1976-77, Wisconsin 1978-81, Toronto Argonauts (CFL) 1982-83, University of Arizona 1984-85, Ohio State 1986-91, Southern California 1992, UCLA 1993, Atlanta Falcons 1994-96, Detroit Lions 1997-98, Cleveland Browns 1999, New Orleans Saints 2000-.



THE FLEUR DE LIS

The Fleur de Lis, the emblem most closely associated with the New Orleans Saints and worn on the team's helmets, is a symbol from the Court of Louis XIV. It is a French word that stands for "flower of the lily."

The Fleur de Lis is also a symbol for New Orleans, which was adopted during the French occupation of Louisiana from 1682-1762.

Traditionally, it has been used to represent French royalty, and in that sense, it is said to signify perfection, light and life.

Due to its' three petals, the fleur-de-lis has also been used to represent the Holy Trinity.



COACHING STAFF



MIKE SHEPPARD

Quarterbacks

Regarded as one of the NFL's finest teachers of quarterbacks, Mike Sheppard was hired on Feb. 8, 2002, to mold and develop the talents of the Saints' passers. Before coming to New Orleans, Sheppard served as the offensive coordinator for the Buffalo Bills in 2001. Under his guidance, the Bills ranked 13th in the NFL in total offense.

Sheppard spent the 1999 and 2000 seasons as the quarterbacks coach with the Seattle Seahawks under head coach Mike Holmgren. Prior to arriving in Seattle, Sheppard served two seasons (1997-98) as the offensive coordinator for the San Diego Chargers under head coach Kevin Gilbride.

Sheppard spent the 1996 season as wide receivers coach with the Baltimore Ravens and was given the play-calling duties under Ted Marchibroda for an offense that finished third overall in the NFL. Sheppard first entered the NFL with the Cleveland

Browns in 1993 under Bill Belichick as the tight ends coach before coaching the wide receivers in 1994 and 1995.

Prior to joining the NFL, Sheppard served one year as the offensive coordinator/quarterbacks coach at the University of California in 1992. Before starting at Cal, he spent eight years as a college head coach at New Mexico (1987-91) and Long Beach State (1984-86). Sheppard has also spent time coaching at Kansas, Idaho State, BYU, Cal Lutheran and U.S. International.

A native of Tulsa, Okla., Sheppard earned his bachelor's degree from California Lutheran University in 1973, as well as a teaching credential in 1975. He received his master's degree in 1982 from BYU. Mike and his wife have four children: Chrissi, Brian, Shelby and Macall.



MIKE SHEPPARD

PLAYING CAREER: Cal Lutheran 1969-72. **COACHING CAREER:** Cal Lutheran 1974-76, Brigham Young 1977-78, U.S. International 1979, Idaho State 1980-81, Long Beach State 1982, Kansas 1983, Long Beach State 1984-86, New Mexico 1987-91, California 1992, Cleveland Browns 1993-95, Baltimore Ravens 1996, San Diego Chargers 1997-98, Seattle Seahawks 1999-2000, Buffalo Bills 2001, New Orleans Saints 2002-.

COACHING STAFF ASSISTANTS



John "Chip" Beake

Offensive
Administrative
Assistant



T.D. Cox

Defensive
Administrative
Assistant

FOOTBALL OPERATIONS STAFF



RUSS BALL

**Senior Football
Administrator**

With a wide spectrum of responsibilities that include salary cap management and assisting GM Mickey Loomis with various aspects of the team's day-to-day operations, Russ Ball enters his first season with the Saints as Senior Football Administrator.

Ball comes to the Saints after spending 2001 as the Director of Football Administration for the Washington Redskins. In that position, Ball assisted then-Head Coach Marty Schottenheimer with the daily responsibilities and administrative duties of running a NFL organization which included managing the salary cap, team operations, equipment, video and athletic training departments and their respective budgets.

From 1999-2000, Ball served as Senior Football Administrator for the Minnesota Vikings,

where he was responsible for assisting with player contracts and salary cap management. Before arriving in Minneapolis, Ball spent 10 seasons in Kansas City: Eight as the Chiefs' assistant strength and conditioning coach and the final two years working with Schottenheimer in football operations.

Prior to joining the Chiefs, Ball served as head strength and conditioning coach at the University of Missouri from 1982-88. He was a four-year letterman as a center at Central Missouri State University.

Ball earned a masters degree in human performance from the University of Missouri in 1990, after receiving a BA degree from Central Missouri State in 1981. He and his wife, Diana, have two children, Joe and Andrea.



RICK THOMPSON

**College Scouting
Coordinator**

Rick Thompson is in his third year with the New Orleans Saints as College Scouting Coordinator. He oversees all activities of college scouting and is the director of the team's training camp in Thibodaux, La.

Thompson came to the Saints from the Seattle Seahawks, where he was an original member of the team's staff, having joined the Seahawks in 1975 as an assistant in the player personnel department and was promoted to assistant player personnel director in July of 1984. Thompson was promoted to assis-

tant football operations director in May, 1998, and served as an area scout in 1999. He also served as the Seahawks' training camp director from 1978-98.

Thompson is a graduate of Hamline University in St. Paul, Minn., where he earned a degree in sports administration. As an undergraduate, he worked part-time for the Minnesota Vikings for five years. Thompson is a graduate of Lincoln High School in Bloomington, Minn. He and his wife, Kathy, have a daughter, Kacie, and a son, Nick.





FOOTBALL OPERATIONS STAFF



PAT MONDOCK

Regional Scouting Supervisor

Pat Mondock is in his third season as the Saints' Regional Scouting Supervisor after spending 1994-99 with the Seattle Seahawks. He is responsible for evaluating college talent in the eastern region of the United States.

Mondock served as the Seahawks college scouting director in 1998, and served as eastern scouting supervisor from 1994-97 and as an area scout in 1999. Prior to working for the Seahawks, he spent eight seasons with the Indianapolis Colts, joining the Colts in June, 1986, from BLESTO, where he had been the combine's western region scout.

Mondock has 22 years of high school and college coaching experience. He served as head coach at Washington and Jefferson College in Washington, Pa., from 1972-82, and was a high school head coach at both Southern Columbia County and Ridgeway High Schools in western Pennsylvania from 1962-70.

He holds an undergraduate degree from Lock Haven (Pa.) State College and a master's degree from West Virginia in Health and Physical Education. Pat and his wife, Kathleen, have a blended family of seven grown children.



MIKE BAUGH

Pro Scout

Mike Baugh is in his third season as a pro scout. He joined the Saints in February, 2000. Prior to joining the Saints, Baugh spent eight years in various capacities with the Seattle Seahawks.

Baugh originally joined the Seahawks in 1992 as a public relations intern. From 1993-96, he served as an administrative assistant to Seahawks head coaches Tom Flores and Dennis Erickson.

In 1997, Baugh moved over to the Seahawks' personnel department, where he served in several

capacities starting as a scouting assistant in 1997, before being named manager of football administration in 1998. In 1999, his final season with the Seahawks, he was named assistant director of pro scouting.

Baugh graduated from Central Washington University with a bachelor's degree in business administration. Baugh and his wife, Christine, have a daughter, Hannah.



GRANT NEILL

Pro Scout

Grant Neill is in his eighth season with the Saints, his fifth in player personnel.

Neill's current duties involve assisting the pro scouting department. In 1999, he handled advance scouting duties for the Saints coaching staff after joining the football operations department as a pro scout in 1998.

Neill, a Pasadena, Calif., native, played four years as a cornerback and punter for Occidental College, earning a degree in kinesiology in 1995.

Neill and his wife, Lani, have a son, Ethan.



FOOTBALL OPERATIONS STAFF



BILL QUINTER

Pro Scout

Bill Quinter joined the Saints staff in 2000 after having worked with the Seattle Seahawks for three seasons. With the Saints, Quinter is responsible for pro player evaluations and film breakdown of upcoming opponents.

Quinter joined the Seahawks staff in 1996 as a player personnel assistant, and was promoted to pro scouting director in May of 1998, after having spent the previous 24 seasons in the Canadian Football League as a player, coach and administrator.

Quinter played in the NFL with the Washington Redskins in 1962 before joining the Ottawa Rough Riders in 1963. He earned All-CFL honors as a line-backer in 1964. After coaching at Indiana State in 1968 and Pittsburgh from 1968-72, he went back to

the CFL as an assistant with the Toronto Argonauts in 1973. He also served as the defensive coordinator of the Calgary Stampeders in 1976 before joining the British Columbia Lions in 1977 as offensive line coach. In 1981, he switched over to the defensive line for two seasons. In 1983, the Lions named him their player personnel director. In 1984, he was named the general manager of the Saskatchewan Rough Riders. From 1987-90, he was the player personnel director of the Winnipeg Blue Bombers before rejoining the Lions in 1990 in the same capacity.

Bill and his wife, Christine, have six children, sons, Jason and Bill Jr., and daughters, Judi, Josie, Jenny and Joy.



MIKE FAULKNER

Area Scout

Mike Faulkner is in his second year with the Saints as an area scout.

He is in his 26th NFL season as a scout after stints with Washington (1974-78, 2000), N.Y. Giants (1980), N.Y. Jets (1983-89), Cleveland (1990), San Francisco (1991-97) and Seattle (1998-99).

Faulkner coached in the CFL with Toronto

(1979) and Montreal (1982) and was a college coach at Eastern Illinois in 1981. He started coaching in the prep ranks in West Virginia in 1972.

He played quarterback and defensive back at West Virginia Tech from 1965-69.

Faulkner and his wife, Laura, reside in Horseshoe Bay, Texas.



CORNELL GOWDY

Area Scout

Cornell Gowdy is in his sixth season with the Saints as an area scout covering the Northeastern portion of the country while cross-checking parts of the Southeast and Midwest.

He joined the Saints in 1997 from the National Football League Scouting Combine, where he served 1996-97 as an area scout.

Gowdy, a defensive back out of Morgan State, played with both the Dallas Cowboys (1986) and the Pittsburgh Steelers (1987-88). After leaving professional football, Gowdy worked in the business sector as a computer systems developer.

Cornell and his wife, Sonya, live in Maryland, and have two daughters, Courtney and Taylor.





FOOTBALL OPERATIONS STAFF



TIM HEFFELFINGER

Area Scout



Tim Heffelfinger is in his fifth season as an area scout for the Saints.

Heffelfinger was an assistant coach at UCLA from 1996-98. In his three-year tenure, he worked with the Bruins offensive line and tight ends. He also received a master's degree from UCLA's School of Education.

Heffelfinger graduated in 1990 from Northwestern University. He played defensive tackle

before his career was cut short by a career-ending back injury. Following graduation, he worked in the business sector as a sales representative for The Quaker Oats Company and Converse.

Tim and his wife, Amy, and their daughter, Cassidy, live in Illinois.



JAMES JEFFERSON

Area Scout



James Jefferson is in his third season with the Saints as an area scout. He brings with him ten years of professional playing experience and four years of college coaching experience.

Jefferson joined the Saints after having spent the 1996, 1998 and 1999 seasons as a secondary coach at Texas A&M-Kingsville. In between his stints in Kingsville, he served as secondary coach at Alabama State in 1997.

Jefferson, a defensive back out of Texas A&M-Kingsville, played with the Seattle Seahawks from 1989-93. He began his professional career as a defensive back with the Winnipeg Blue Bombers of the CFL from 1986-88 and closed out his professional career with the British Columbia Lions of the CFL from 1994-95.



MARK SADOWSKI

Area Scout



Mark Sadowski enters his fifth year in the Saints scouting department, and third as an area scout. Sadowski's territory in the Saints scouting system, the Southeast, is traditionally one of the most fertile in the country for NFL prospects.

Prior to becoming an area scout, Sadowski served as a combine scout working for National Football Scouting and covered the Deep South region. He joined the Saints in 1998 as the NFC pro scout and also handled all the advance scouting duties for the coaching staff.

Sadowski played safety at Tulane from 1992-93 until suffering a string of knee injuries, which ended his career. He worked for Buddy Teevens as a defensive coaching assistant from 1994-96 and then for Tommy Bowden in 1997 as a defensive/special teams coaching assistant.

Sadowski, a Chicago native, earned his engineering degree from Tulane and lives in Atlanta.

FOOTBALL OPERATIONS STAFF



ANDY WEIDL

Area Scout




Andy Weidl enters his fourth year with the Saints, his first as an area scout after three years as the club's combine scout. Weidl joined the Saints after working for the Pittsburgh Steelers, where was in the player personnel department for two seasons.

With the Steelers, Weidl was involved in the overall evaluation of both college and professional football players. Prior to joining the Steelers, he

served as a television sports reporter for Comcast Cablevision of Philadelphia.

Weidl, a Pittsburgh native, was a four-year starter on the Villanova football team and graduated with a bachelor's degree in communications in 1996. In 1997, he earned his master's degree in human organizational science from Villanova.



BARRETT WILEY

Area Scout



Barrett Wiley enters his fourth year with the Saints and his second as an area scout. Wiley will cover the western region of the country for the Saints.

Prior to becoming an area scout, Wiley served as a football operations assistant for the Saints in 2000. He joined the club in 1999 as an assistant in

the media relations department.

Wiley played defensive back for Guilford College in Greensboro, N.C. from 1995-98 and graduated with a degree in sports management in 1999.

A native of New Orleans, Wiley graduated from De La Salle High School.



SCOTTIE B. PATTON

Head Athletic Trainer



Scottie Patton is in his third year with the Saints as head athletic trainer.

The third head athletic trainer in club history, Patton joined the Saints after serving as an assistant athletic trainer with the Philadelphia Eagles from 1996-99 and an assistant athletic trainer for the San Francisco 49ers for five years. A veteran of 11 NFL seasons, Patton was on the athletic training staff of the Super Bowl XXIX Champion 49ers in 1995. He has served twice as an athletic trainer for the NFC squad at the Pro Bowl.

Patton earned a bachelor's degree in Sports Medicine/Exercise Science from Appalachian State University in 1990. After enrolling in graduate school at the University of South Carolina, Patton completed


his master's in Sports Medicine at San Jose State in 1996. A certified athletic trainer, he is a member of the National Athletic Trainers Association (NATA) and the Professional Football Athletic Trainers Society.

Patton began his career as a graduate assistant athletic trainer at South Carolina (1990-91), as a student athletic trainer at Appalachian State (1986-90) and a summer training camp and assistant athletic trainer with the 49ers in 1988-89.

During his final two offseasons with the Eagles, Patton created the Football/Athletic Training Clinic, a non-profit venture that provides instruction in athletic training and football skills in his hometown of Gastonia, N.C.



FOOTBALL OPERATIONS STAFF



KEVIN MANGUM
Assistant Athletic Trainer



Kevin Mangum is in his 22nd season with the Saints as Assistant Athletic Trainer.

The Tylertown, Miss., native received the Southeast Athletic Trainers Association's 1991 Backbone Award, which recognizes the region's outstanding assistant athletic trainer, and was part of the NFL Athletic Training Staff of the Year in 1986.

Mangum was as a student athletic trainer for two years at Southwest Mississippi Junior College and two more at the University of Southern Mississippi before joining the Saints in 1981. He

received a bachelor's degree in athletic administration with a specialization in athletic training from USM in 1981, and an advanced degree in physical education from the University of New Orleans in 1988. Mangum was inducted into the Southwest Mississippi Junior College Sports Hall of Fame in 1995.

He and his wife, Susie, and their children: Katie, Megan, Scott, Kevin Paul and Mark, reside in Kenner.



DAN SIMMONS
Equipment Manager



Now in his 30th year with the Saints, Dan Simmons is the second in a family of NFL equipment managers. His father, Bill, held the equipment manager's post with the St. Louis Football Cardinals for 22 years.

Simmons joined the Saints in 1973 after learning the business from his father at St. Louis.

He is a graduate of Meramec College in St. Louis. Simmons, a Vietnam veteran, served four years in the Navy.

In addition to his regular duties, Simmons supervises the annual round-trip move from the Saints' facility in Metairie to Thibodaux, La., for training camp.

In 1994, Simmons was the first recipient of the Whitey Zimmerman Memorial award, recognizing the NFL's Equipment Manager of the Year.

He and his wife, Elaine, live in Mandeville. They have three children, Tracy, Tony and Amy, along with four grandchildren.



DAVE DESPOSITO
Video Director



Dave Desposito is in his first year with the Saints as Video Director.

Desposito came to New Orleans from the Jacksonville Jaguars, where he was the club's Assistant Video Director from 1998-2001.

Prior to his stint in Jacksonville, he worked from 1993-97 for the New York Giants as an intern, coaches' show assistant and video assistant.

A native of Little Ferry, N.J., Desposito graduated from William Paterson University with a degree in communications.

He and his wife, Christine, have a daughter, Abigail.



FOOTBALL OPERATIONS STAFF



RICKY PORTER
Director of Player Development



Ricky Porter is in his third year with the Saints as Director of Player Development & Community Relations. Prior to joining the Saints, he served for three years on the Denver Broncos' coaching staff. Porter began with the Broncos in 1997 as an offensive assistant. He spent the 1996 season in the same capacity with Tampa Bay.

Prior to his stint with the Buccaneers, Porter worked as a scout for National Football Scouting in 1995, where his primary responsibility was assessing talent in the Ohio Valley region.

Porter has had previous NFL coaching experience with Buffalo (1991), New Orleans (1993) and Detroit (1994) through the league's Minority Coaching Fellowship Program. His first full-time experience came at his alma mater, Slippery Rock State, where he coached the running backs and special teams in 1990-91 before moving on to handle the same responsibilities at Kent State from 1992-93.

Porter played five years in the NFL with Detroit (1982), Baltimore (1983) and Buffalo (1987-89). He

also played for the USFL's Memphis Showboats in 1985 and the CFL's Montreal Alouettes from 1986-87.

A member of the Slippery Rock Sports Hall of Fame, Porter was the first player ever drafted from the Division II school, chosen by Detroit in 1982, after leading the nation in rushing as a senior, and also starring for the Rockets' baseball and track teams. In 1990, he put his baseball skills to use as a member of the Baltimore Orioles' AAA Rochester Red Wings. Porter holds a bachelor's degree in communications from Slippery Rock and a master's degree in athletic administration from Kent State.

A native of Sylacauga, Ala., Porter grew up in Baltimore, Md., where he was a three-sport star at Milford Mill High School. He is a member of the Fellowship of Christian Athletes. Ricky and his wife, Carla, have two sons, Armani Vaniko and Otavio Vantaj.



GREG BENSEL
Director of Media & Public Relations



Entering his sixth season with the Saints as Director of Media and Public Relations, Greg Bense manages all aspects of the club's communications with the public and the local and national media, serves as the organization's spokesman and is the primary liaison between the team and the NFL's network media partners.

Prior to joining the Saints, Bense served as Director of Media Relations for the Super Bowl XXXI Host Committee and the Greater New Orleans Sports Foundation. He has worked on the NFL public relations' staffs for Super Bowl XXXII, XXXIII and XXXVI. Bense has also served on the media com-

mittee for the NCAA Men's Final Four, the SEC Men's Basketball Tournament and the NOKIA Sugar Bowl.

Bense is a New Orleans native who graduated from Jesuit High School and Tulane University. After college, he worked as a media relations administrator for the Professional Golfers Association in Palm Beach Gardens, Fla., where he served on the PGA's PR staff for the 1991 PGA Championship, the 1991 Senior PGA Championship and the 1991 Ryder Cup.

Bense and his wife, Jane, reside in Mandeville.



SAINTS STAFF



Sharon Aldridge
Ticket Sales
Coordinator/CSR



Dr. John Amoss
Team Physician



Albertha Armstrong
Customer Service
Representative



Terry Ashburn
Facilities Manager



Clark Beacom
Ticket Sales
Account Executive



Bob Benson
Consultant



John Berfekt
Mail Clerk



Barra Birrcher
Entertainment
Manager



Mike Bonura
Regional Sales &
Marketing
Coordinator



Linda Bourgeois
Business Office
Assistant



Charleen Brown
Receptionist



Nolan Castex
Equipment
Assistant



Joe Chavis
Customer Service
Representative



Paul Corliss
Assistant Director of
Community
Affairs/Business PR



Darlene Divinity
Partnership/Account
Coordinator



Murphy Dore
Regional Sales &
Marketing
Coordinator



Kim Durr
Executive Assistant
to the Director of
Administration



Sondra Egan
Administrative
Assistant to the
Head Coach



Brooke Ellenberger
Assistant Box Office
Manager



Dr. Tim Finney
Team Orthopedist



SAINTS STAFF



Tim Fletcher
Grounds
Superintendent



Debbie Gallagher
Executive Assistant
to the General
Manager



Melinda Gilbert
Ticket Sales
Account Executive



Jennie Guarisco
Executive Assistant
to the Owner



Ben Hales
Corporate Sales &
Broadcasting
Manager



Cindy Hart
Suite Sales &
Special Events
Manager



Michael C. Hebert
Director of
Photography



Derek Henderson
Ticket Sales
Account Executive



Rodney Henry
Administrative
Assistant



Loretta-Lyn Hill
Ticket Sales
Account Executive



Milly Hockingheimer
Executive Assistant
to the Director of
Sales & Marketing



Douglas Holtzman
Corporate Account
Executive



Jeff Huffman
Assistant Information
Technology Manager



Jeff Jacobs
Assistant Video
Director



Chris Kenyon
Senior Corporate
Account Executive



Michael Larson
Ticket Sales
Account Executive



Barry Lawrence
Digital Photo
Specialist



Margaret Lewis
Business Office
Assistant



Michael Louvier
Regional Sales &
Marketing
Coordinator



Justin Macione
Media & Public
Relations Manager



SAINTS STAFF



R.J. Mata

*Ticket Sales
Account Executive*



Jaimee McCullen

*Ticket Sales Acct.
Exec./Community
Affairs Asst.*



Melanie McLaughlin

*Administrative
Assistant*



Louise Mistrick

Receptionist



James Nagaoka

*Director of Team
Logistics/Box Office
Manager*




Jim Nelson

*Regional Sales &
Marketing
Coordinator*



Vicky Neumeyer

Staff Counsel



Ryan Pace

*Player Personnel
Assistant*



Sheila Palmisano

*Human Resources
Coordinator*



Rob Parker

*Corporate Account
Executive*



Chris Pika

*Director of New
Media*



Silky Powell

*Assistant
Equipment Manager*



Bruce Reid, Jr.

*Director of
Information
Technology*



Ryan Robbins

*Ticket Sales
Supervisor*



Bill Robinson

*Superdome Ticket
Sales Supervisor*



Jay Romig

*Information
Technology
Manager*



Geoff Santini

Director of Security



Jake Schneider

*Ticket Sales
Account Executive*



Robert Scholl

*Ticket Sales
Account Executive*



Melissa Scott

*Administrative
Assistant to the
Owner*



SAINTS STAFF



Robert Sergeant

*Operations
Manager*



Charleen Sharpe

Comptroller



Kevin Shipp

*Ticket Sales
Account Executive*



Michael Stanfield

*Manager of Ticket
Sales & Services*



Angel Suhor

*Customer Service
Representative*




Ian Tigchelaar

*Suite Account
Executive &
Operations Asst.*



Josselyn Timko

*Media & Public
Relations Manager*



Jason Trosclair

*Director of Youth
Programs*



Charlotte Troxler

*Financial Assistant
to the Owner*



Lester Vallet, Jr.

*Assistant Facilities
Manager*



Ricky Zeller

*Assistant Director of
Media & Public
Relations*



WHAT TO WATCH FOR IN 2002

The **Saints** will look to lead the NFC in sacks for the third consecutive season. The Saints had a NFL-leading 66 sacks in 2000 and a NFC-leading 53 in 2001. The club has led the NFC in sacks five times since 1990 (most among all NFC teams).

S **Jay Bellamy** needs 40 tackles for 500 career.

QB **Aaron Brooks** needs 1642 yards passing for fifth on the Saints' career list, 2145 yards for fourth & 3654 yards for 9000 career, 15 TD passes for 50 career & 26 TD passes (which would equal his 2001 output) for third on the team's career list.

K **John Carney** needs 10 field goals for 300 career; 99 points for 1300 career, eight points to reach 19th place on the NFL's career points chart & 19 PAT for 350 career.

LB **Charlie Clemons** needs 20 tackles for 200 career & 11.5 sacks for 30 career.

LB **Bryan Cox** needs six starts for 150 career.

C **Jerry Fontenot** needs four games played for 200 career.

Should WR **Joe Horn** repeat his 83-reception total of last season, he would move into sixth on the Saints' career list with 260 & if he equals his 2001 total of 1265 receiving yards, he would move into fourth on the club's career chart with 3870.

S **Sammy Knight** needs three tackles for 500 career & seven interceptions for 30 career.

RB **Fred McAfee** needs 12 games played for 150 career.

WR **Jake Reed** needs 361 receiving yards for 7000 career, 21 receptions for 450 career, 10 starts for 100 career & 9 games played for 150 career.

TE **David Sloan** needs 10 games played for 100 career.

LB **Darrin Smith** needs 39 tackles for 800 career.

G **Wally Williams** needs five starts for 100 career.

NEW NFL DIVISIONAL ALIGNMENT FOR 2002


The NFL, with the addition of Houston as the league's 32nd franchise, has realigned for the 2002 season. The NFL now has eight four-team divisions, four each in the AFC and NFC. The Saints move to the NFC South where they will face current NFC West rivals Atlanta and Carolina while Tampa Bay will round out the division. A new scheduling format begins this season as each team will play home-and-home within their division (six games), one game against each team in another division in their conference (four games), one game against each team in one of the opposite conference's divisions (four games) and one game each (based on standings) vs. a team in each of the other two divisions within their conference (first place vs. first place, etc.). A look at the NFL divisional setup ...

National Football Conference

SOUTH	EAST	NORTH	WEST
Atlanta	Dallas	Chicago	Arizona
Carolina	N.Y. Giants	Detroit	St. Louis
New Orleans	Philadelphia	Green Bay	San Francisco
Tampa Bay	Washington	Minnesota	Seattle

American Football Conference

SOUTH	EAST	NORTH	WEST
Houston	Buffalo	Baltimore	Denver
Indianapolis	Miami	Cincinnati	Kansas City
Jacksonville	New England	Cleveland	Oakland
Tennessee	N.Y. Jets	Pittsburgh	San Diego



2002 SAINTS

Saints C Jerry Fontenot will play in his 14th NFL season in 2002, his sixth with New Orleans. The native of Lafayette, La., has started all 68 games he has played in as a Saint & is four games shy of 200 career.



BENNETT'S CAMERA & VIDEO



Official Photographic Supplier of The New Orleans Saints

Since 1909...

"Everything Photographic"

- 1 HR Photo Processing
- Cameras
- Binoculars
- Enlargements
- Photo Restorations
- Video Tape Duplication
- Digital Cameras
- Black & White Prints
- Video Cameras
- Instant Passport Photos
- Photographic Prints from Digital Cameras and More

3230 Severn Ave. • Metairie, LA 70001
Mon.-Sat. 9:00 a.m. to 6:00 p.m.
(504) 885-9050

www.bennettscamera.com

SAINTS VETERANS




JAY BELLAMY

Safety

Ht: 5-11 Wt: 200 Birthdate: 7/8/72
College: Rutgers
Joined Saints: UFA-01 (Sea)
NFL Experience: 9th Season

20



PRO — The nine-year veteran was signed by the Saints in 2001 to team with Sammy Knight at safety and the duo emerged as one of the strengths of the defense. Bellamy started all 16 games and registered a career-high 111 tackles, three interceptions, eight pass defenses, one forced fumble and four special teams tackles.

CAREER TRANSACTIONS — Signed by the Saints, 4/4/01. Placed on reserve/injured, 11/11/94. Signed by Seattle as an undrafted free agent, 4/27/94.

HONORS — 1997-98: Special teams captain.

2001 — Started all 16 games and made a career-high 111 tackles (86 solo) as he cracked the 100-tackle mark for the first time in his career...also tied career-highs in sacks (2), and pass defenses (8)...recorded three interceptions for 21 yards, second on the team behind Sammy Knight...in the 100th game of career at NY Giants, 9/30, recorded three solo tackles, one assisted tackle and one special teams tackle...had four tackles (three solo), one interception for 0 yards and one pass defense vs. Minnesota, 10/7...had four solo tackles, one pass defense and two special teams tackles at Carolina, 10/14, before leaving the game in third quarter with right elbow bruise...tied a career-high with 12 tackles (10 solo) and one pass defense at St. Louis, 10/28...had four solo tackles, two assisted tackles, one interception for 0 yards and a pass defense vs. NY Jets, 11/4...had two solo tackles, two assisted tackles, two sacks for -12 yards, a 21-yard interception return and one pass defense at Atlanta, 12/9, tying a career-high in sacks...had four solo tackles, four assisted tackles and one pass defense at Tampa Bay, 12/23. **2000** — Started all 16 games at free safety and finished fourth on the team with 87 tackles (69 solo) and tied Willie Williams for the team lead with four interceptions (132 yards)...four interceptions tied a career high he previously established in 1999...also tied career highs with two sacks, eight pass defenses and two forced fumbles...finished sixth in the NFL in interception return yardage and third in yards/interception return (33.0)...vs. St. Louis, 9/10, he led the team with 11 tackles and also intercepted Kurt Warner and returned it 84 yards for his first career TD—third longest in team history...registered a sack vs. New Orleans, 9/17, forcing a Jeff Blake fumble...also forced a fumble vs. Indianapolis, 10/15, while finishing that game with 11 tackles...both forced fumbles led to Seattle TDs...tied a career high with two interceptions vs. Chiefs, 10/29, a feat he has now accomplished three times...recorded team's only sack versus San Diego, 11/5...came up with his fourth interception at Denver, 12/10. **1999** — Had a suc-

cessful year starting 16 games at free safety after making the switch from strong safety where he had played his previous five seasons...for second straight year finished second on the team behind Chad Brown with 96 tackles (career-high 85 solo) and finished third in interceptions with career-high four...totaled eight passes defended and nine special teams stops...tied for team lead with seven tackles in season opener vs. Detroit, 9/12...recorded first interception of season at Pittsburgh, 9/26...led the team in tackles with nine (eight solo) at San Diego, 10/17...had interception and pass defense to go along with five tackles vs. Buffalo, 10/24...led team with eight tackles (seven solo) in Kingdome's finale vs. Kansas City, 12/26...had eight tackles and tied career high with two interceptions at N.Y. Jets, 1/2/00. **1998** — Finished season second on the team with career-high 98 total tackles (career-high 81 solo) and tied for second with three interceptions...also registered 11 total special teams tackles (third on team)...recorded an interception and recovered his first career fumble vs. Washington, 9/20...registered a career-high 12 total stops (10 solo) against Tennessee, 11/29...had first career multi-interception game with two picks against San Diego, 12/13. **1997** — Played 16 games, starting the last seven at strong safety after a back injury sidelined Bennie Blades...starts were the first of his career...used in multiple-back formations all season...credited with a personal best 52 tackles, including 35 in his seven starts...tied for second on the team in tackles over the final seven games with 35...only LB Dean Wells (39) had more...added 2 sacks and an interception...had seven tackles in a game three times, including at Oakland, where he also had one sack...also had a sack at Denver, 11/2...intercepted a pass at Kansas City, 9/28, and returned it 13 yards...credited with 12 special teams tackles. **1996** — Played 16 games as a reserve safety and special teams performer...set a franchise record with 34 special teams tackles...had four, three times and three, three times...used as a nickel back on defense and was credited with 18 tackles and three interceptions...stopped a Buffalo drive with an interception with 3:05 left...set up a touchdown before the half with a pick versus Minnesota and forced a fumble on spe-



SAINTS VETERANS

cial teams. **1995** — Played 15 games as a reserve safety and special teams performer...inactive against Cincinnati...forced a fumble at Jacksonville to set up the clinching touchdown in a 47-30 win. **1994** — Played three of the first nine games before injuring his shoulder against Cincinnati...missed the rest of the season on injured reserve...signed, 4/27.

COLLEGE — Four-year letterman and three-year starter at both CB and FS...three-time second-team All-Big East choice...finished his career with 192 tack-

les and eight interceptions...had 46 tackles in 1993 and 56 tackles and four interceptions in 1992...one of four true freshmen to letter in 1990...returned one of his two interceptions that season 21 yards for a TD versus Temple...majored in sociology.

PERSONAL — Played QB and FS at Matawan (Aberdeen, N.J.) HS...returned three punts for TDs as a senior...also lettered in track...his brother, Eric, lettered in football at Georgia Tech (1989-90)...John L. Bellamy Jr...born June 8, 1972 in Perth Amboy, N.J.

Jay Bellamy

Year	Team	GP/GS	S	A	TT	Sk.-Yds.	Int-Yds.-LG	PD	FF	FR
1994	Seattle	3/0	0	0	0	0-0	0-0-0	0	0	0
1995	Seattle	15/0	2	1	3	0-0	0-0-0	0	1	0
1996	Seattle	16/0	16	2	18	0-0	3-18-16	6	0	0
1997	Seattle	16/7	42	10	52	2-15	1-13-13	6	0	0
1998	Seattle	16/16	81	17	98	1-4	3-40-24	8	2	2
1999	Seattle	16/16	85	11	96	0-0	4-4-7	8	0	1
2000	Seattle	16/16	69	18	87	2-13	4-132-84	8	2	0
2001	New Orleans	16/16	86	25	111	2-12	3-21-21	8	1	0
Totals		114/71	376	84	460	7.5-44	18-228-84	44	6	3
Saints Totals		16/16	86	25	111	2-12	3-21-21	8	1	0

ADDITIONAL STATS: Interceptions Returned for TD: (2000, 1) **Total: 1; Special Teams Tackles:** (1994, 2); (1995, 13); (1996, 34); (1997, 12); (1998, 11); (1999, 9); (2000, 1); (2001, 4) **Total: 86.**

CAREER HIGHS: Tackles — 12 (2x), vs. Tennessee (11/29/98) & at St. Louis (10/28/01); **Sacks** — 2 (3x), last time at Atlanta (12/9/01); **Interceptions** — 2 (3x), last time vs. Kansas City (10/29/00); **Int. Ret for TD** — 1, vs. St. Louis (9/10/00); **Forced Fumbles** — 1 (5x), last time vs. Indianapolis (10/15/00); **Fumble Recoveries** — 1 (3x), last time at Kansas City (11/21/99).

POSTSEASON STATISTICS

Year	Team	GP/GS	S	A	TT	Sk.-Yds.	Int-Yds.-LG	PD	FF	FR
1999	Seattle	1/1	4	1	5	0-0	0-0-0	0	0	0
Totals		1/1	4	1	5	0-0	0-0-0	0	0	0

CAREER HIGHS: Tackles — 5 vs. Miami (1/9/00); **Sacks** — 0; **Interceptions** — 0; **Int. Ret for TD** — 0; **Forced Fumbles** — 0; **Fumble Recoveries** — 0.



AARON BROOKS

Quarterback

Ht: 6-4 Wt: 205

Birthdate: 3/24/76

College: Virginia

Joined Saints: TR-00 (GB)

NFL Experience: 4th Season

2

PRO — After winning a competition in 2001 for the starting position, Brooks had a season where he emerged as a Pro Bowl alternate. He tied the team record for TD passes (26) and set both the season mark for rushing by a QB (358) and the season total offense yards record (4,190). Brooks enters the 2002 season as the Saints' established starter in his third season with the team. While in New Orleans, he has played in 24 games (21 starts) and completed 425-of-752 passes for 5,346 yards (56.5%), 35 TD passes and 28 interceptions for a 78.8 career passer rating. He has thrown for over 300 yards four times, including a 441-yard performance vs. Denver, 12/3/00, the highest single game passing yards total in team history. His 5,346 passing yards are already the sixth-highest in club annals and he also holds the Saints' QB record for rushing yards in a game (108). After Jeff Blake went down with a broken and dislocated right foot in

Week 11 of 2000, Brooks emerged to lead the Saints to the first playoff victory in team history, a 31-28 Wild Card win over the defending Super Bowl Champion St. Louis Rams.

CAREER TRANSACTIONS — Acquired from Green Bay along with TE Lamont Hall, 7/31/00, in exchange for LB K.D. Williams and the Saints' 2001 third-round draft pick. Selected by Green Bay in the fourth round (131st overall) of the 1999 NFL Draft with a free agency compensatory pick.

HONORS — 2000: All-Madden.

2001 — After winning the starting QB job in training camp, Brooks started all 16 games and finished the season 312-of-558 for 3,832 yards, 55.9 pct., 26 TD and 22 INT for a passer rating of 76.4...finished third


SAINTS VETERANS



in the NFC in attempts, fifth in completions, third in yards gained and fifth in the NFL...his 26 TD passes were fourth in the NFC and tied for fifth in the NFL...finished third in the NFL among QBs in rushing yards (358)...spread the ball around to 12 different receivers in 2001...in season opener at Buffalo, 9/9, was 18-of-29 passing for 209 yards with a career-high three TD passes...his second quarter 46-yard TD pass to Albert Connell gave the Saints a 7-6 lead which they would not relinquish...was 28-of-54 for 291 yards with one TD and one interception at NY Giants, 9/30...set a career-high in passing attempts, which was second on the Saints single game list...was 23-of-34 for 210 yards and one interception vs. Minnesota, 10/7...was 14-of-40 for 180 yards with two TD passes and one interception at Carolina, 10/14...also had seven carries for 49 yards...was 23-of-39 for 249 yards with 1 TD and one interception vs. Atlanta, 10/21...was 20-of-31 for 254 yards with three TD passes at St. Louis, 10/28...with his performance, Brooks tied a career-high in TD passes, set a career-high in passer rating (122.2) and moved into ninth place past former QB Bobby Scott on Saints all-time passing yardage list...was 12-of-28 for 164 yards and two interceptions vs. NY Jets, 11/4, also rushing for 50 yards on 8 attempts...was 22-of-37 for 347 yards and two TD passes at San Francisco, 11/11...his 63-yard pass completion to Willie Jackson was a career-long...with his totals, Brooks moved into eighth place past former QB Billy Joe Tolliver on Saints all-time passing yardage list (3417)...enjoyed possibly finest game of his career vs. Indianapolis, 11/18, going 19-of-22 for 249 yards and two TD passes...also had four rushes for 26 yards, including a 7-yard TD run...with his performance, Brooks set career-highs with a 144.1 passer rating, the fourth best in Saints history and an 86.4% completion percentage which was the third best in team history...was 16-of-39 for 307 yards, one TD pass and two interceptions at New England, 11/25...his 65 yards rushing on seven attempts was a season-high...with this game, Brooks moved into sixth place past former QBs Ken Stabler and Steve Walsh on Saints all-time passing yardage list (3,973)...was 26-of-40 for 330 yards, three TD passes and one interception vs. Carolina, 12/2, tying a career-high in TD passes...his 17-yard scoring pass to Joe Horn with 1:35 remaining in the third quarter completed a fourth quarter come-from-behind 27-23 win...was 20-of-30 for 279 yards and one TD at Atlanta, 12/9...was 23-of-40 for 269 yards with three TDs and two interceptions vs. St. Louis, 12/17...tied career-highs in TDs and interceptions with his performance...was 21-of-33 for 119 yards and four interceptions in season finale vs. San Francisco, 1/6/02, before being replaced by Blake late in fourth quarter. **2000** — After becoming the starting QB following season-ending injury to Jeff Blake in game 10, Brooks completed 113-of-194 passes for 1,514 yards, with nine TDs and six interceptions and an 85.7 QB rating...also had 41 rushes for 170 yards with two TDs...finished second in the NFC in fourth quarter passer rating (101.8)...was the top-rated QB in the postseason (92.0), completing 46-of-77 passes for 561 yards, six TDs and three interceptions...also was the Saints' leading postseason rusher with 15 runs for 55 yards...after seeing limited duty in games

5 and 9, was thrust into action vs. Oakland, 11/19, following Blake's first quarter injury...was 14-of-22 for 187 yards with two touchdown passes and one interception...set career-high in completion percentage (63.6) and threw a career-long 53-yard touchdown pass to Willie Jackson...earned respect of teammates quickly following week, helping engineer 31-24 win at defending Super Bowl Champion St. Louis, 11/26, when he was 17-of-29 for 190 yards with one TD pass and two interceptions...helped Saints with his feet in game, rushing seven times for 34 yards with two TDs...became only the third QB in NFL history to beat the defending Super Bowl Champs in first career start...was 30-of-48 for 441 yards with two TD passes and two interceptions vs. Denver, 12/3, setting a club record in passing yards...also set career-highs in attempts and completions...helped Saints rebound with come-from-behind 31-27 win following week at San Francisco, completing 12-of-29 passes for 203 yards and two TDs...beat 49ers with his feet, recording 11 rushes for 108 yards, an all-time record for a Saints QB, including memorable fourth quarter 10-yard scramble on fourth and four at New Orleans' 38 to keep game-winning scoring drive alive...became the first NFL QB to have a 400-yard passing effort and a 100-yard rushing game in the same season and only the sixth player to have both in a career...was 24-of-35 for 285 yards in playoff clinching 23-7 win vs. Atlanta, 12/17...16-of-31 for 208 yards with two TD passes and one interception vs. St. Louis, 12/24...in 31-24 NFC Wild Card victory over St. Louis, 12/30, was 16-of-29 for 266 yards with four TD passes and one interception...in NFC Divisional Playoff at Minnesota, 1/6/01, was 30-of-48 for 295 yards with two TDs and two interceptions. **1999** — Was the Packers' inactive third QB for all 16 games, working behind starter Brett Favre and backup Matt Hasselbeck...earned a berth on the final, 53-man roster by posting a 73.1 passer rating during the preseason, completing 5-of-11 attempts for 112 yards and 1 touchdown...also utilized his overall athleticism by rushing 8 times for 28 yards.

COLLEGE — Earned three letters (1996-98) for the University of Virginia, starting his final two seasons. Saw minimal action in 1995 after redshirting during the 1994 campaign...made his mark among the premier quarterbacks in the Cavaliers' history, ranking among the top five in almost all of the school's career passing categories...tied for second in touchdown passes with 33...was third all-time in passing yards (5,118), attempts (651), completions (357) and total offense (5,665 yards)...held the school record with six career 300-yard passing games, including the single-game standard of 390 yards, set in 1997 against Virginia





SAINTS VETERANS

Tech...joined Shawn Moore as the only players in UVA annals to throw for 2,000 yards in more than one season (2,282 in 1997 and a career-best 2,319 in 1998)...posted 12 games of 200 yards or better, second only to Moore in Virginia's record book...also rushed for 547 yards over his collegiate career - the sixth-highest total by a Cavs quarterback - and scored 13 touchdowns among his 199 carries...highly durable as well as statistically productive, started 23 consecutive games over the 1997-98 seasons, compiling a 16-7 won-lost record...became the first Cavaliers quarterback in 30 years to start every contest in two straight seasons (Gene Arnette 1967-68)...directed Virginia to a 9-3 record and a Peach Bowl appearance as a senior, completing 156 of a career-high 290 pass attempts for 12 touchdowns - with only 9 interceptions...also led Atlantic Coast Conference quarterbacks with 5 rushing TDs among 227 yards on 84 carries...voted team captain prior to his senior season, he later was co-winner of the 'Ben Wilson Award' as the team's outstanding offensive player...threw for a season-high 345 yards in 1998 victory over arch rival Virginia Tech while engineering the greatest comeback in school history...rallied the Cavaliers from a 22-point halftime deficit (29-7) to a stirring, 36-32, come-from-behind triumph over the Hokies in the final game of the year on the strength of 3 second-half touchdown passes, including a game-winning, 47-yard scoring strike...named Offensive Player of the Year and was a first-team all-state selection of The Roanoke Times as a junior, when he threw a career-

best 20 touchdown passes while being intercepted only 7 times...accounted for 5 touchdowns in 1997 win at Maryland, passing for 3 scores and running for 2 TDs, including a career-long 59-yard scamper following a fake handoff...holds B.A. degree in anthropology.

PERSONAL — Was the football team's MVP his final two seasons at Homer L. Ferguson (Newport News, Va.) HS...also earned first-team All-Peninsula District honors as a junior and senior. Lettered three times in football as a quarterback and free safety...completed 268 of 481 passes (55.7%) for 4,396 yards and 42 TD in his three seasons as the team's signal caller, also rushing for 791 yards and 8 touchdowns...served as team captain his senior season, when he passed for 1,167 yards and 11 touchdowns and rushed for 366 yards...had career highs in yards passing (2,186) and TD passes (21) as a junior...also earned four letters in basketball, scoring 1,069 career points and receiving first-team all-district and team MVP honors as a senior...additionally lettered twice in baseball...hobbies include playing basketball and reading, particularly Donald Goines novels...also was a participant in the NFL's "Women Love Football" program in 1999 and the NFL "Hometown Huddles" program in 2000...has worked as a sales person in clothing at his cousins' shirts/pagers store in Newport News...is the second cousin of Atlanta Falcons' QB Michael Vick...Aaron Lafayette Brooks...born March 24, 1976 in Newport News, Va.

Aaron Brooks

		PASSING								RUSHING				
Year	Team	GP/GS	Att.	Comp.	Yds.	Int	LG	TD	Rating	No.	Yds.	Avg.	LG	TD
1999	Green Bay	0/0	0	0	0	0	0	0	0.0	0	0	0.0	0	0
2000	New Orleans	8/5	194	113	1514	6	53	9	85.7	41	170	4.1	29	2
2001	New Orleans	16/16	558	312	3832	22	63	26	76.4	80	358	4.5	26	1
Totals		24/21	752	425	5346	28	63	35	78.8	121	528	4.4	29	3
Saints Totals		24/21	752	425	5346	28	63	35	78.8	121	528	4.4	29	3

ADDITIONAL STATS: Points: (2000, 12); (2001, 6) **Total: 18; Sacks-Yards Lost:** (2000, 15-94); (2001, 50-330) **Total 65-424; Two-Point Conversion Passes:** (2001, 1) **Total: 1; Fumbles Recovered:** (2001, 6) **Total: 6.**
CAREER HIGHS: Attempts — 54, at N.Y. Giants (9/30/01); Completions — 30, vs. Denver (12/3/00); Completion Pct. — 86.4 (19-of-22) vs. Indianapolis (11/18/01); Passing Yards — 441, vs. Denver (12/3/00); Long Pass — 63, at San Francisco (11/11/01); Interceptions — 4 (2x), at Tampa Bay (12/23/01) & vs. San Francisco (1/6/02); Passing TDs — 3 (5x), last time at Tampa Bay (12/23/01); Passer Rating — 144.1 (19-of-22, 249 yds., 2 TDs, 0 INT), vs. Indianapolis (11/18/01); Rushes — 12, at San Francisco (12/10/00); Rushing Yards — 108, at San Francisco (12/10/00); Long Rush — 29, at San Francisco (12/10/00); Rushing TDs — 2, at St. Louis (11/26/00).

POSTSEASON STATISTICS

		PASSING								RUSHING				
Year	Team	GP/GS	Att.	Comp.	Yds.	Int	LG	TD	Rat.	No.	Yds.	Avg.	LG	TD
2000	New Orleans	2/2	77	46	561	3	50	6	92.0	15	55	3.7	13	0
Totals		2/2	77	46	561	3	50	6	92.0	15	55	3.7	13	0

ADDITIONAL STATS: Sacks-Yards Lost: (2000, 4-24) **Total 4-24.**
POSTSEASON CAREER HIGHS: Attempts — 48, at Minnesota (1/6/01); Completions — 30, at Minnesota (1/6/01); Completion Pct. — 62.5 (30-for-48), at Minnesota (1/6/01); Passing Yards — 295, at Minnesota (1/6/01); Long Pass — 50, vs. St. Louis (12/30/00); Interceptions — 2, at Minnesota (1/6/01); Passing TDs — 4, vs. St. Louis (12/30/00); Passer Rating — 111.5 (16-of-29, 266 yds., 4 TDs, 1 INT) vs. St. Louis (12/30/00); Rushes — 10, vs. St. Louis (12/30/00); Rushing Yards — 29, at Minnesota (1/6/01); Long Rush — 13, at Minnesota (1/6/01); Rushing TDs — 0.

SAINTS VETERANS



BROOKS BY NUMBERS

QB Aaron Brooks passing numbers by quarter in 2001.

Quarter	Att	Cmp	Pct	Yds	LG	TD	Int	1stD	20+	Sk	Rating
1st	107	61	57.0	677	50	3	2	33	10	10	77.5
2nd	167	88	52.7	960	44	6	10	46	12	14	57.0
3rd	118	78	66.1	1072	56	9	5	50	18	15	102.8
4th	166	85	51.2	1123	63	8	5	54	15	11	76.5

1stD: 1st downs passed for; 20+: number of 20-yard pass plays; Sk: Sacks



JOHN CARNEY

Kicker


Ht: 5-11 Wt: 180 Birthdate: 4/20/64
 College: Notre Dame
 Joined Saints: FA-01
 NFL Experience: 13th Season

3

PRO — John Carney was signed by the Saints, 8/5/01, to solidify the kicking position. Carney turned in his most accurate full season (27-31, .871) since 1994. His 113 point total was the highest total by a Saints kicker since 1994 (Morten Andersen - 116). Prior to joining the Saints, Carney spent 11 seasons with the Chargers. Carney has hit 290-of-356 field goal attempts for a .815 percentage, which ranks third in the NFL among active kickers with a minimum of 100 field goals. Carney's career point total of 1201 and field goal total (290) ranks third among active NFL players. Led the Chargers in scoring in 10-of-11 seasons (1990-96, 1998-2000). Did not lead San Diego in scoring in 1997 because he missed 12 games due to strained knee ligament. Active in the community, Carney was named Chargers' Man of the Year on several times. Carney holds nine San Diego regular-season kicking records; career - points (1,076), FGs made (261) & attempted (320); season - points (1076), FGs made (261) & attempted (320); season - points (135, 1994); FGs made (34, 1994) & attempted (40, 1993); highest FG percentage (19-of-21, .905, 1990); game - longest FG (54); (three times vs. Seattle, 9/10/91, vs. Buffalo, 9/6/98 & at Kansas City, 9/17/00) & consecutive - FGs made (29). That streak was an NFL record until Minnesota's Fuad Reveiz surpassed it in 1995. Also tied two more team game records - FGs (six twice, last: vs. Houston, 9/19/93); and FGs with no misses (six, twice, last: vs. Houston, 9/19/93). He also ranks second in team history for most consecutive PATs made (76, 9/1/91 through 11/7/93; 40 games), most career PATs made (266) and attempted (271).

CAREER TRANSACTIONS — Signed by the Saints, 8/5/01. Placed on reserve/injured by San Diego, 11/15/97. Re-signed by San Diego, 4/6/94. Re-signed by San Diego, 6/9/93. Re-signed by San Diego, 7/27/92. Signed by San Diego, 10/3/90. Released by the L.A. Rams, 9/26/90. Signed by the L.A. Rams, 9/21/90. Released by San Diego, 8/28/90. Signed by

San Diego, 4/21/90. Re-signed by Tampa Bay, 12/13/89. Released by Tampa Bay, 9/5/89. Re-signed by Tampa Bay, 4/13/89. Re-signed by Tampa Bay, 11/22/88. Released by Tampa Bay, 8/23/88. Re-signed by Tampa Bay, 4/5/88. Released by Tampa Bay, 10/14/87. Signed by Tampa Bay, 9/24/87. Released by Cincinnati, 8/10/87. Signed as non-drafted free agent by Cincinnati, 5/1/87.



HONORS — 2001: NFC Special Teams Player of the Month, October; NFC Special Teams Player of the Week, Weeks 4 & 7. 2000: AFC Special Teams Player of the Week, Week 13. 1999: AFC Special Teams Player of the Week, Week 14. 1998: AFC Special Teams Player of the Week, Week 1. 1996: AFC Special Teams Player of the Week, Weeks 1 & 5; AFC Special Teams Player of the Month, September. 1994: Pro Bowl; Associated Press, College & Pro Football Newsweekly, The Sporting News & USA Today first team All-Pro, Football News and United Press International All-AFC, AFC Special Teams Player of the Week, Week 4, AFC Special Teams Player of the Month, October. 1993: AFC Special Teams Player of the Week, Week 3, AFC Special Teams Player of the Month, September.

2001 — After joining Saints in the middle of training camp, Carney solidified the kicking position for the Saints, appearing in 15 games (was on active list vs. San Francisco, 1/6, but did not play)...finished season as Saints team leader with 113 points, as he reached the 1,200 point mark for his career and reached the



SAINTS VETERANS

100-point mark for the sixth time in his career...finished season ranked 4th in the NFC in scoring among kickers...connected on 27-of-31 FG attempts (.871) and 32-of-32 extra point attempts...opened season making his first 11 FG attempts...during this stretch was 5-of-5 vs. Minnesota, 10/7, tying club record for FGs in a game...was selected as NFC Special Teams Player of the Week for his efforts, his 9th Player of the Week award, the most by any NFL kicker...made 5-of-5 attempts again at St. Louis, 10/28...his final attempt of the day, a 27-yarder, clinched a 34-31 victory over the Rams...for his efforts, which also tied the club record for FGs in a game for the 2nd time of the season, was named NFL Special Teams Player of the Week for the second time and 10th in his career...made 4-of-4 FG attempts at San Francisco, 11/11. **2000** — Handled Chargers kicking duties in all 16 games...finished season as Chargers team leader with 81 points...connected on 18-of-25 FG attempts (.720) and 27-of-27 extra point attempts...helped the Chargers snap an 11-game losing streak in Game 12 vs. Kansas City, 11/26, when he booted a 52-yard FG with just over two minutes remaining to spark a 17-16 win...was 2-of-2 in FG attempts and made all three extra point attempts vs. New Orleans, 9/10. was 4-of-4 vs. Seattle, 9/24...was 3-of-3 at Seattle, 11/5...was 3-of-3 in FG attempts and was 4-of-4 in extra point attempts at Denver, 11/19. **1999** — Handled Chargers kicking duties in all 16 games...finished season as Chargers team leader with 115 points, which ranked seventh in the NFC...connected on 31-of-36 FG (.861) and 22-of-23 extra point attempts...opened campaign with season-high 14 points by connecting on 4-of-4 FG (27, 23, 21 and 42 yards) and both extra point attempts at Cincinnati, 9/19...hit season-long 50-yard FG vs. Indianapolis, 9/26...earned AFC Special Teams Player of Week honors for hitting all four FG attempts (33, 42, 28 and 41 yards) and one extra point attempt to supply 13 of San Diego's points in 19-16 win in Game 13 at Seattle, 12/12...41-yarder with 2:05 left against Seahawks proved to be game-winner...hit 3-of-3 FG attempts in Game 15 against Oakland, 12/26, including 37-yard game-winner in fourth quarter which game him 1,001 career points, which made him only the 28th player in NFL history to score more than 1,000 career points. **1998** — Played in all 16 games...finished season as team leader with 97 points...connected on 26-of-30 FG and 19 extra point attempts...opened season with stellar performance, hitting 3-of-3 field goals from 48, 47 and game-winner of 54 yards vs. Buffalo, 9/6...for his efforts, he was named AFC Special Teams Player of the Week for Week 1...54-yard game winner against Bills tied his personal and career-long...had season-high five extra points and 31-yard FG in Chargers 38-37 win over Kansas City, 11/22. **1997** — Became San Diego's all-time points leader with 767 in Game 3 against Carolina, 9/14 with one extra point, surpassing Rolf Benirschke's 766...played in first four games before suffering strained medial collateral ligament in his right knee at Seattle, 9/21 and missing remainder of the season...finished year with perfect marks in PATs (5-of-5) and FG (7-of-7) for 26 points...hit one PAT attempt and five FG (22, 27, 26, 41 and 41 yards) at Seattle, 9/21, before suffering knee injury...inactive

Games 5-10 before being placed on reserve/injured list Nov. 15 prior to Game 11. **1996** — Kicked in all 16 games...named AFC Special Teams Player of the Week twice and Player of Month once in 1996...finished season as team leader and ranked fourth in AFC with 118 points...made 31-of-31 PAT attempts and 29-of-36 (.805) FG attempts...named AFC Special Teams Player of the Week in week 1 after compiling 17 points by hitting 2-of-2 PATs and 5-of-5 FG (35, 53, 22, 50 and 31 yards) vs. Seattle, 9/1...Game 1 of 1996 marked second time in Carney's career he made two FG from 50 yards or longer in same game...named AFC Special Teams Player of the Week in Week 5 after making lone PAT attempts and 5-of-5 field goals (33, 38, 44, 39 and 33 yards) vs. Kansas City, 9/29...was named AFC Special Teams Player of the Month of September after making 11-of-11 PATs and 15-of-17 FG for 56 points...perfect 4-of-4 on PATs but had 28-yard FG attempt blocked in Game 12 at Kansas City, 11/24...closed out season by making one PAT and 3-of-3 FG (53, 21 and 22 yards) vs. Denver, 12/22. **1995** — Kicked in all 16 regular season games and one postseason contest...became Chargers' all-time leading FG kicker in Game 15 at Indianapolis when he made 147th and 148th field goals of his career with San Diego, surpassing Rolf Benirschke's 146...led Chargers with 95 points, marking sixth consecutive season that he was team leader...finished regular season with 21-of-26 FG attempts (.808) and 32-of-33 PATs (.970)...set team postseason record with 54-yard FG in Wild Card playoff game vs. Indianapolis, 12/31/95...also tied personal postseason single-game highs with two FG and two PATs...supplied all of team's points in 12-6 win over Oakland on Monday Night Football, 11/27 by hitting 4-of-5 FG (39, 24, 28 and 38 yards)...lone miss vs. Oakland was 51-yard attempt which went wide left...also hit 3-of-3 PATs and two clutch FG (30 and 45 yards) in bitter conditions as San Diego secured playoff berth with 27-17 win at N.Y. Giants, 12/23. **1994** — Led NFL with career-high 135 points...named to first career Pro Bowl...besides being named to Pro Bowl, he received several honors...named AFC Special Teams Player of Month for October after hitting 14-of-14 field goals and 8-of-8 PATs for total of 50 points...was fifth consecutive year he led Chargers in points...perfect 33-of-33 PAT attempts and hit 34-of-38 FG...his 34 FG broke his own team record...continued excellence in postseason, connecting on 5-of-5 PATs and 4-of-4 FG...named AFC Special Teams Player of the Week for Week 4 after he hit 4-of-4 FG, including 33-yarder with two seconds left to defeat the Raiders, 26-24, 9/25, to give Chargers perfect 4-0 record...tied career high with season-high 18 points in 36-22 win at New Orleans 10/16, when he hit all three PAT attempts and all five FG attempts (49, 31, 29, 29 and 28 yards)...hit 5-of-5 FG again (22, 39, 37, 26 and 44 yards) following week vs. Denver, 10/23...hit two 50-yard FG in 1994, including at Atlanta, 11/6 and vs. San Francisco, 12/11...closed out regular season by hitting all four PAT attempts and all three FG, including 32-yarder with :03 left to give Chargers 37-34 win over Pittsburgh...continued to kick with perfection in playoffs, hitting 2-of-2 FG (20 and 21 yards) in 22-21 win over Miami in AFC Divisional Playoff game,

SAINTS VETERANS



1/8/95...made 20-yard FG and both PAT attempts in 17-13 win over Pittsburgh in AFC Championship Game, 1/15/95...hit 31-yard FG in Super Bowl XXIX vs. San Francisco, 1/29/95. **1993** — Produced banner season, leading San Diego for fourth straight season with 124 points...broke previous team record of 118 points set by Benirschke in 1980...finished season ranked third in AFC and fifth in NFL in scoring...his 31 FG in 1993 broke his own team record of 26, set in 1992...40 FG attempts in 1993 broke his own team record...40 FG attempts in 1993 broke Benirschke's record of 36 set in 1980...set team records for FG in a game and FG in single game with no misses by hitting 6-of-6 FG twice...made 6-of-6 FG in season-opening 18-12 win over Seattle, 9/5...made 6-of-6 FG and supplied all of Chargers' points again two weeks later when they defeated Houston 18-17, 9/19...his final FG of Houston game was his 29th consecutive, setting new NFL record...hit perfect 4-of-4 FG in season finale at Tampa Bay, 1/2/94...also made 31-of-33 PAT attempts. **1992** — Chargers' scoring leader for third straight season with 113 points...35-of-35 on PAT attempts...hit then single-season club record 26 FG, including 16 straight to finish the season...32 FG attempts in 1992 ranks third on San Diego all-time list...set two team records (most FG in single game and most FG in single game without a miss) by hitting 5-of-5 FG in 36-14 win at L.A. Raiders, 12/20 (he broke that record twice in 1993)...kicked season-long 50-yard FG in 27-21 come-from-behind win at Phoenix, 12/6...perfect on every FG attempt in Chargers' final six regular season games (16-for-16)...first FG attempt in postseason was 52-yarder off rain-soaked grass which hit cross bar dead center and bounced back vs. Kansas City, 1/2/93...successful on second FG attempt from 34 yards out and hit both PAT attempts in 17-0 win over Chiefs...did not attempt a kick at Miami, 1/10/93. **1991** — Led Chargers in scoring for second straight season with 88 points...set club record with 54-yard FG to give San Diego 17-14 last-second victory over Seattle, 11/10...also kicked game-winning 19-yard FG following week with five seconds left to solidify 24-21 win over playoff-bound New Orleans, 11/17...53-yard FG, 11/24 at Jets was second-longest of his career...tied then-team record

by hitting all four FG attempts (41, 43, 43 and 36 yards) at Denver, 9/22...hit 31-of-31 PATs and 19-of-29 FG. **1990** — Set club record with .905 field goal percentage by hitting 19-of-21 FG attempts...led Chargers in scoring with 84 points...originally joined San Diego as Plan B free agent from Tampa Bay, 4/2, but was released by team on final preseason roster cut...received second chance after fourth week of season and turned in top performance of any kicker in team history...almost flawless in final 12 games after being re-signed by club, 10/2...hit 27-of-28 extra point attempts and 19-of-21 FG...tied then-club record for FG in game with four in Week 10, including then-career-long 43-yarder...named Special Teams Player of Year by teammates...had one-game stint with L.A. Rams before joining San Diego, handling kickoffs in game vs. Philadelphia, 9/23. **1989** — Activated by Tampa Bay for final two games of season...handled kickoff duties in Week 15 at Detroit. **1988** — Joined Tampa Bay for final four games of 1988 season...2-of-5 on FG attempts in those games...had two FG erased by penalties, including 46-yarder at New England...made all six PATs...spent preseason in Tampa Bay's camp before being waived. **1987** — Originally signed by Cincinnati as rookie free agent and waived in camp before joining Tampa Bay.

COLLEGE — Finished collegiate career as Notre Dame's all-time FG leader with 51 made, 69 attempted and .739 percentage...finished his career second on Irish charts with 223 points...career-best 49-yarder came versus Purdue...game-winning 19-yard kick at USC on final collegiate attempt capped Irish comeback in 38-37 victory in 1986.

PERSONAL — All-state kicker for Cardinal Newman (West Palm Beach, Fla.) HS... averaged 41.8 yards as punter...earned four letters in soccer and one in track as hurdler...avid surfer and enjoys golfing...a very caring and community-minded player, Carney was named Chargers NFL Man of the Year several times...he and his wife, Holly, have two sons, Luke and John David, and a daughter, Keely Marie...John Michael Carney...born April 20, 1964 in Hartford, Conn.

ACCURACY COUNTS

Saints K **John Carney**, who connected on 27-of-31 FG attempts in 2001, ranks 3rd among all-time NFL kickers in FG percentage (minimum 100 made FG). The list of the top 5 FG percentage kickers in NFL history (all are active players) ...

Name	Team	FG Pct.
Mike Vanderjagt	IND	87.69
Olindo Mare	MIA	84.47
John Carney	NO	81.46
Matt Stover	BAL	81.40
Ryan Longwell	GB	80.86



SAINTS VETERANS

John Carney

Year	Team	GP	Total	Pct.	FIELD GOALS					Blk.	LG	PAT		Pts.
					1-19	20-29	30-39	40-49	50+			Total	Blk.	
1987	Tampa Bay	0	0-0	.000	0-0	0-0	0-0	0-0	0-0	0	0	0-0	0	0
1988	Tampa Bay	4	2-5	.400	0-0	2-3	0-1	0-1	0-0	2	29	6-6	0	12
1989	Tampa Bay	1	0-0	.000	0-0	0-0	0-0	0-0	0-0	0	0	0-0	0	0
1990	L.A. Rams	1	0-0	.000	0-0	0-0	0-0	0-0	0-0	0	0	0-0	0	0
	San Diego	12	19-21	.905	2-2	8-8	6-7	3-3	0-1	0	43	27-28	0	84
1991	San Diego	16	19-29	.655	1-1	6-6	6-8	4-10	2-4	1	54	31-31	0	88
1992	San Diego	16	26-32	.813	0-0	13-14	5-7	7-8	1-3	1	50	35-35	0	113
1993	San Diego	16	31-40	.775	1-1	7-7	14-17	7-12	2-3	3	51	31-33	0	124
1994	San Diego	16	34-38	.895	0-0	12-12	15-15	5-9	2-2	0	50	33-33	0	135
1995	San Diego	16	21-26	.808	0-0	8-8	10-11	3-5	0-2	0	45	32-33	0	95
1996	San Diego	16	29-36	.805	0-0	11-13	8-8	7-12	3-3	1	53	31-31	0	118
1997	San Diego	4	7-7	1.000	0-0	3-3	2-2	2-2	0-0	0	41	5-5	0	26
1998	San Diego	16	26-30	.867	0-0	11-12	5-5	8-10	2-3	0	54	19-19	0	97
1999	San Diego	16	31-36	.861	2-2	13-13	6-8	9-12	1-1	1	50	22-23	1	115
2000	San Diego	16	18-25	.720	1-1	3-3	5-7	7-10	2-4	2	54	27-27	0	81
2001	New Orleans	15	27-31	.871	0-0	7-7	11-11	8-12	1-1	2	50	32-32	0	113
Totals		181	290-356	.815	7-7	104-109	93-107	70-106	16-27	13	54	331-336	1	1201
Saints Totals		15	27-31	.871	0-0	7-7	11-11	8-12	1-1	2	50	32-32	0	113

ADDITIONAL STATS: Punting — (1993, 4-155 yds., 38.8 avg., 34.8 net avg., 0 tb, 1 inside-the-20, 46 long, 0 blk.) **Total:** 4-155 yds., 38.8 avg., 34.8 net avg., 0 tb, 1 inside-the-20, 46 long, 0 blk; **Consecutive FG Made** — 29, 11/22/92 to 9/19/93; **Consecutive PAT Made** — 76, 9/1/91 to 11/7/93; **Fumble Recoveries** — (1999, 1) **Total:** 1.

CAREER HIGHS: **FG Made** — 6, vs. Seattle (9/5/93) & vs. Houston (9/19/93); **FG Attempts** — 6, vs. Seattle (9/5/93) & vs. Houston (9/19/93); **Longest FG** — 54 (3x), last time at Kansas City (9/17/00); **Longest FG Attempt** — 56 (2x), vs. Seattle (10/27/91) & vs. Denver (12/5/93); **PAT Made** — 6, vs. Miami (12/27/94); **PAT Attempted** — 6, vs. Miami (12/27/94); **Points** — 18 (4x), last time at New Orleans (10/16/94).

POSTSEASON STATISTICS

Year	Team	GP	Total	Pct.	FIELD GOALS					Blk.	LG	PAT		Pts.
					1-19	20-29	30-39	40-49	50+			Total	Blk.	
1992	San Diego	2	1-2	.500	0-0	0-0	1-1	0-0	0-1	0	34	2-2	0	5
1994	San Diego	3	4-4	1.000	0-0	3-3	1-1	0-0	0-0	0	31	5-5	0	17
1995	San Diego	1	2-2	1.000	0-0	0-0	1-1	0-0	1-1	0	54	2-2	0	8
Totals		6	7-8	.875	0-0	3-3	3-3	0-0	1-2	0	54	9-9	0	30

ADDITIONAL STATS: **Consecutive FG Made** — 7, 1/2/93 to 12/31/95 (current); **Consecutive PAT Made** — 9, 1/2/93 to 12/31/95 (current).

CAREER HIGHS: **FG Made** — 2 (2x), vs. Miami (1/8/95) & vs. Indianapolis (12/31/95); **FG Attempts** — 2 (3x), last time vs. Indianapolis (12/31/95); **Longest FG** — 54, vs. Indianapolis (12/31/95); **Longest FG Attempt** — 54 vs. Indianapolis (12/31/95); **PAT Made** — 2 (3x), last time vs. Indianapolis (12/31/95); **PAT Attempted** — 2, last time vs. Indianapolis (12/31/95); **Points** — 8 (2x), vs. Miami (1/8/95) & vs. Indianapolis (12/31/95).



DALE CARTER

Cornerback

Ht: 6-1 Wt: 194 Birthdate: 11/28/69

College: Tennessee

Joined Saints: UFA-02 (Min)

NFL Experience: 10th Season

PRO — The four-time Pro Bowler was added to Saints secondary in the offseason to increase speed as he pairs with Fred Thomas. Carter is the only current NFL player to have scored a TD on a punt return, an interception return and as a wide receiver. He is the brother of Saints WR Jake Reed.

CAREER TRANSACTIONS — Signed by the Saints, 3/12/02. Signed by Minnesota, 11/8/01. Released by Denver, 11/6/01. Signed by Denver, 2/19/99. Offer matched by Kansas City, 7/19/96. Tendered offer sheet by Minnesota, 7/12/96. Placed on reserve/injured, 1/7/94. Designated by Kansas City as

transition player, 2/25/93. Selected by Kansas City in the first round (20th pick overall) of the 1992 NFL Draft.

HONORS — 1997: Pro Bowl (starter), *Pro Football Weekly* and *Football News* 1st Team All-AFC. 1996: Pro Bowl (starter), *The Sporting News* All-Pro, *Associated Press* second team All-Pro, *United Press International* and *Football News* first team All-AFC. 1995: Pro Bowl (starter), *USA Today* All-NFL, *Associated Press* and *College and Pro Football Newsweekly* second team All-Pro. 1994: Pro Bowl. 1992: NFL Rookie of the Year, *Pro Football Writers*

21


SAINTS VETERANS



NFL Rookie of the Year, *Associated Press*, *Pro Football Weekly* and *College and Pro Football Newsweekly* (co-winner) NFL Defensive Rookie of the Year, *United Press International* Rookie of the Year.

2001 — Signed by Minnesota in week leading up to game at Philadelphia, 11/11...played in game on special teams...started first game as a Viking vs. NY Giants, 11/19 on Monday Night Football...started the final eight games of the season at LCB...notched season-high nine tackles vs. Chicago, 11/25 and at Pittsburgh, 12/2, games in which both teams were held to under 200 yards passing...posted a season-high three pass defenses vs. Tennessee, 12/9...hobbled in the final two games of the season with a hamstring injury. **1999** — Started at RCB in 14 games and ranked fifth on the team with 73 tackles along with a pair of interceptions, a forced fumble and a team-high 12 pass defenses...inactive for final two games of the season with a right knee injury...recorded six tackles (five solo) in 13-10 loss vs. Tampa, 9/26, when Buccaneers only managed 135 passing yards...his first interception as a Bronco came against Green Bay's Bret Favre, 10/17 in a game where he also had three pass defenses...Favre managed only 120 passing yards in Denver's 31-10 victory...notched second interception of the season against Oakland's Rich Gannon, 11/22 which he returned 34 yards to set up a Denver field goal in a 27-21 overtime win...recorded four tackles and two pass defenses at Jacksonville, 12/13, as Jaguars QB Mark Brunell managed only 115 passing yards...posted season-high eight tackles vs. Seattle, 12/19. **1998** — Played in 11 games with nine starts at LCB for Kansas City...had 54 tackles (34 solo) and two interceptions (23 yards)...notched a team-high ten tackles and a pass defense vs. Oakland, 9/6...he did not start the following week at Jacksonville, 9/13, because of a foot injury, but recorded two tackles (one solo)...intercepted a Ryan Leaf pass and returned it for 23 yards vs. San Diego, 9/20, along with a QB hurry and six tackles...picked off John Friesz vs. Seattle, 10/4 to go along with a forced fumble, a pass defense and four tackles...suffered a right knee sprain at New England, 10/11 and left the game after making three tackles...started at LCB vs. NY Jets, 11/1, but suffered an injury to his left forearm in the first quarter and did not return...inactive for games at Seattle, 11/8, vs. Denver, 11/16, and at San Diego, 11/22...returned to action vs. Arizona, 11/29 in a reserve role and had five tackles and a pass defense...started at LCB at Denver, 12/6, where he had six tackles...inactive for the final two games of the season with a recurring forearm injury. **1997** — Started 15 of the 16 games he played...notched 77 tackles, two interceptions and nine pass defenses...earned fourth consecutive trip to the Pro Bowl and his third straight trip starting the game...named first team All-AFC by *Pro Football Weekly* and *Football News*. **1996** — Made third straight trip to the Pro Bowl and second consecutive berth as a starter...started 14 of the 16 games he played on the season...missed final two games of the season with a knee injury...led the team with 21 pass defenses along with three interceptions, two forced fumbles and a fumble recovery...ranked fifth on the

team with 65 tackles...named All-Pro by *The Sporting News*, a second-team All-Pro choice by AP and *Football News*...had the second rushing attempt of his career against Minnesota, 11/3. **1995** — Played in all 16 games with 14 starts and earned his second straight Pro Bowl berth, his first as a starter...a first team All-NFL choice by USA



Today and earned second-team honors from *Associated Press* and *College and Pro Football Newsweekly*...named first team All-AFC by *Pro Football Weekly*...led the Chiefs with four interceptions and led the team for the fourth straight season with 16 pass defenses...notched 70 tackles and had nine special teams stops...posted four interceptions in a three-game stretch from 10-15-11/5, getting one vs. New England, two vs. Denver, one vs. Washington...started the playoff game vs. Indianapolis, 1/7/96 and had a tackle and a pass defense. **1994** — Started all 16 games and earned first trip to the Pro Bowl...ranked third on the team in tackles with 94...intercepted two passes and had 15 pass defenses...returned 16 punts for a 7.8 yard average and had a season-long 42-yarder vs. Seattle, 11/27...had interceptions against Cleveland, 11/20 and Atlanta, 9/18...broke Jeff George's mark of 279 passes without and interception. **1993** — Started 11 of the 15 games he played on the season...ranked eighth on the team with 58 tackles (43 solo)...also notched 12 pass defenses (second on team), one interception and a forced fumble...returned 27 punts for a 9.1 yard average to rank sixth in the AFC...blocked an extra point and had ten special teams tackle...missed final game of the regular season and all three playoff games after breaking his forearm at Minnesota, 12/26...moved to RCB after starting the first three games at LCB in place of injured Albert Lewis...notched first NFL rushing attempt on a reverse vs. Buffalo, 11/28. **1992** — Played in all 16 games with nine starts as a rookie...won the Bert Bell trophy as the NFL Rookie of the Year...named NFL Rookie of the Year by the *Pro Football Writers of America* and earned NFL Defensive Rookie of the Year honors from *Associated Press*, *Pro Football Weekly* and *College and Pro Football Newsweekly* (co-winner)...named the UPI Rookie of the Year and named to virtually every all-rookie team...named first-team All-NFL as a punt returner by UPI...scored a TD the first time he touched the ball in an NFL game by scoring on a 46-yard punt return against San Diego, 9/6...had a career-long 86-yard punt return for a score against Seattle, 11/22...seven interceptions as a rookie to ranked third in the AFC.

COLLEGE — Played free safety and was a return man for Tennessee...named first team All-America as a senior...played two seasons at Tennessee after



SAINTS VETERANS

transferring from Ellsworth Community College in Iowa...had 108 tackles, nine interceptions and ten pass deflections, while averaging 27.7 yards on 44 kick returns and 9.9 yards on 53 punt returns...he scored a touchdown on a kick return and interception return...as a senior, Carter was an honorable mention All-America by Associated Press, Football Writers Association, Football News and Walter Camp as a senior...an All-SEC choice and a finalist for the Thorpe Award as a senior...As a junior was an All-America choice by The Sporting News and a second-team choice by Associated Press, leading the Vols secondary with 50 tackles (41 solo) and four interceptions...in his junior year, Carter was a first-team All-America choice by The Sporting News and second

team by AP as a kick returner, leading the nation with a 29.8 average (17 returns for 507 yards)...he also averaged 13.1 yards per punt return (29 punts for 381 yards) and recorded 58 tackles (43 solo) and five interceptions (second in SEC)...was twice named first team All-American at Ellsworth Community College, setting a school career recorded with 17 interceptions (11 as a freshman) while returning six kicks for scores.

PERSONAL — Starred as a WR and KR at Newton County (Covington, Ga.) HS...he led the team to a 10-1 record as a senior, returning a punt or kickoff for a touchdown in every contest that year...Dale L. Carter...born Nov. 28, 1969 in Covington, Ga.

		Dale Carter										
Year	Team	GP/GS	S	A	TT	Sk.-Yds.	Int-Yds.-LG	PD	FF	FR		
1992	Kansas City	16/9	39	16	55	0-0	7-65-36	15	0	0		
1993	Kansas City	15/11	43	15	58	0-0	1-0-0	12	1	0		
1994	Kansas City	16/16	50	44	94	0-0	2-24-24	15	1	0		
1995	Kansas City	16/14	54	16	70	0-0	4-45-29	16	0	1		
1996	Kansas City	14/14	55	10	65	0-0	3-17-17	21	2	1		
1997	Kansas City	16/15	55	22	77	0-0	2-9-9	9	0	0		
1998	Kansas City	11/9	34	20	54	0-0	2-23-23	9	1	0		
1999	Denver	14/14	57	16	73	0-0	2-48-34	12	1	0		
2000	Denver	reserve/suspended										
2001	Minnesota	9/8	27	10	37	0-0	0-0-0	6	0	0		
Totals		127/100	414	169	584	0-0	23-231-36	109	6	2		

		PUNT RETURNS					KICKOFF RETURNS				
Year	Team	No.	Yds.	Avg.	LG	TD	No.	Yds.	Avg.	LG	TD
1992	Kansas City	38	298	10.5	86	2	11	190	17.3	39	0
1993	Kansas City	27	247	9.1	30	0	0	0	0.0	0	0
1994	Kansas City	16	124	7.8	42	0	0	0	0.0	0	0
1995	Kansas City	0	0	0.0	0	0	0	0	0.0	0	0
1996	Kansas City	2	18	9.0	15	0	0	0	0.0	0	0
1997	Kansas City	0	0	0.0	0	0	0	0	0.0	0	0
1998	Kansas City	0	0	0.0	0	0	0	0	0.0	0	0
1999	Denver	0	0	0.0	0	0	0	0	0.0	0	0
2000	Denver	reserve/suspended									
2001	Minnesota	0	0	0.0	0	0	0	0	0.0	0	0
Totals		83	787	9.5	86	2	11	190	17.3	39	0

ADDITIONAL STATS: Receiving — (1996, 6 rec., 89 yds., 14.8 avg., 46 LG, 1 TD) Total: 6 rec., 89 yds., 14.8 avg., 46 LG, 1 TD; Rushing — (1993, 1 att., 2 yds., 2.0 avg., 2 LG, 0 TD), (1996, 1 att., 3 yds., 3.0 avg., 3 LG, 0 TD) Total: 2 att., 5 yds., 2.5 avg., 3 LG, 0 TD; Special Teams Tackles — (1992, 13); (1993, 10); (1994, 2); (1995, 9); (1996, 1); (1997, 5) Total: 40.

CAREER HIGHS: Tackles — 14, at Atlanta (9/18/94); Interceptions — 2, at Denver (10/22/95); Int. Ret for TD — 1, vs. Denver (12/27/92); Forced Fumbles — 1 (6x); Fumble Recoveries — 1 (2x), vs. Pittsburgh (10/7/96) & vs. Arizona (10/1/95); Punt Returns — 5 (2x), vs. Denver (12/27/92) & at Tampa Bay (9/5/93); Punt Return Yards — 100, at Seattle (11/22/92); Long Punt Return — 86, at Seattle (11/22/92); Punt Returned for TD — 1 (2x), at San Diego (9/6/92) & at Seattle (11/22/92); Rushes — 1 (2x), vs. Buffalo (11/28/93) & vs. Minnesota (11/3/96); Rushing Yards — 3, vs. Minnesota (11/3/96); Long Rush — 3 vs. Minnesota (11/3/96); Rushing TDs — 0; Receptions — 3, at Seattle (9/15/96); Receiving Yards — 61, at Seattle (9/15/96); Long Reception — 46, at Seattle (9/15/96); Receiving TDs — 1, at Seattle (9/15/96).

		POSTSEASON STATISTICS										
Year	Team	GP/GS	S	A	TT	Sk.-Yds.	Int-Yds.-LG	PD	FF	FR		
1992	Kansas City	1/0	1	0	1	0-0	0-0-0	0	0	0		
1994	Kansas City	1/1	5	0	5	0-0	0-0-0	0	0	0		
1995	Kansas City	1/1	1	0	1	0-0	0-0-0	1	0	0		
1997	Kansas City	1/1	0	0	0	0-0	0-0-0	0	0	0		
Totals		4/3	7	0	7	0-0	0-0-0	1	0	0		

		PUNT RETURNS					KICKOFF RETURNS				
Year	Team	No.	Yds.	Avg.	LG	TD	No.	Yds.	Avg.	LG	TD
1992	Kansas City	1	1	1.0	1	0	1	5	5.0	5	0
1994	Kansas City	1	7	7.0	7	0	0	0	0.0	0	0
1995	Kansas City	0	0	0.0	0	0	0	0	0.0	0	0
1997	Kansas City	0	0	0.0	0	0	0	0	0.0	0	0
Totals		2	8	4.0	7	0	1	5	5.0	5	0

CAREER HIGHS: Tackles — 5, at Miami (12/31/94); Punt Returns — 1 (2x), at San Diego (1/2/93) & at Miami (12/31/94); Punt Return Yards — 7, at Miami (12/31/94); Long Punt Return — 7, at Miami (12/31/94); Punt Returned for TD — 0; Kickoff Returns — 1, at San Diego (1/2/93); Kickoff Return Yards — 5, at San Diego (1/2/93); Long Kickoff Return — 5, at San Diego (1/2/93); Kickoff Returned for TD — 0.



MARTIN CHASE

Defensive Tackle

Ht: 6-2 Wt: 310 Birthdate: 12/19/74

College: Oklahoma

Joined Saints: WAI-00 (Bal)

NFL Experience: 5th Season

PRO — Defensive tackle adds depth to the position as he started final three games of last season in place of an injured Norman Hand. Is expected to compete for more playing time in 2002.

CAREER TRANSACTIONS — Re-signed by the Saints, 1/9/02. Claimed off of waivers by the Saints, 8/28/00, after being placed on waivers by Baltimore, 8/27/00. Drafted by Baltimore in the fifth round of the 1998 NFL Draft (124th overall). Choice was obtained from Indianapolis in a draft-day trade. Baltimore sent their fourth round choice (93rd overall) to Indianapolis for the Colts' fourth, fifth and sixth round picks.

2001 — Saw the most extensive duty of career, appearing in all 16 games with three starts, Chase had 28 tackles and one sack for -8 yards...after spelling La'Roi Glover and Norman Hand for the first 13 games, Chase stepped into a starting role for the final three games when Hand suffered a season-ending foot injury...had first sack of his career when he dropped Carolina QB Chris Weinke for an eight-yard loss, 12/2...had a career-high six tackles vs. Washington, 12/30. **2000** — After being claimed off waivers at the end of the preseason by the Saints, saw limited action in nine games and both playoff contests, finishing with 4 tackles (3 solo)...had 1 solo tackle in Saints debut vs. Detroit, 9/3...had 1 assisted tackle in limited action at Seattle, 9/17...2 solo tackles vs. Denver 12/3...saw limited action in NFC Wild Card playoff game vs. St. Louis, 12/30...saw limited action in NFC Divisional Playoff at Minnesota, 1/6/01. **1999** — On inactive list in all but three games. Saw action in 55 plays on the year...saw action in nine plays from scrimmage vs. Kansas City, 10/21...played 26 snaps and recorded a tackle in a 19-13 OT win vs. Atlanta, 10/3...saw first NFL action in the 17-10 win vs. Cleveland, 9/26, playing in 20 plays and recording two assisted tackles...he shared playing time vs. Browns, subbing for injured Tony Siragusa. **1998** — Spent entire rookie season on reserve/injured with an ankle injury (placed on R/I on 8/25).

COLLEGE — Four-year performer and three-year starter for Oklahoma...totaled 174 tackles (17 for a loss) and 14.5 sacks...also recovered three fumbles, forced another and picked off a pass during his college career...started every game at right defensive tackle for the Sooners in 1997 and earned All-Big 12



Conference first-team honors from The Poor Man's Guide to the NFL Draft...totaled 60 tackles (49 solo) and tied a school record with 14 sacks, resulting in 91 yards lost...forced a fumble, recovered another, batted a pass, and blocked two kicks...started in all 11 games for the Sooners defense in 1996 (five at right end, one at left end and the final five games at left tackle) and recorded 51 tackles (33 solo)...also forced a fumble, recovered another, and broke up a pair of passes...saw action in all 11 games in 1995, starting eight at right defensive tackle, and finished the season with 38 tackles (25 solo), a recovered fumble, and a pass deflection...appeared in five games as a reserve nose guard in 1994, recording 25 tackles (12 solo) to go along with a half sack and a pass deflection.

PERSONAL — Chase was a two-time All-State first-team and honorable mention USA Today All-USA performer at Eisenhower (Lawton, Okla.) HS...also was a Super Prep, Reebok and Blue Chip Illustrated All-America selection during his three-year career on the defensive line...led team to a No. 3 ranking as a senior, when he recorded 111 tackles (59 solo), four sacks, 20 QB pressures, and four fumble recoveries for TDs...lettered in track and basketball...majored in communications at Oklahoma...married (Jaye)...born Dec. 19, 1974 in Lawton, Okla.



SAINTS VETERANS

Martin Chase										
Year	Team	GP/GS	S	A	TT	Sk.-Yds.	Int-Yds.-LG	PD	FF	FR
1998	Baltimore	reserve/injured								
1999	Baltimore	3/0	1	2	3	0-0	0-0-0	0	0	0
2000	New Orleans	9/0	3	1	4	0-0	0-0-0	0	0	0
2001	New Orleans	16/3	15	6	21	1-8	0-0-0	0	0	0
Totals		28/3	19	9	28	1-8	0-0-0	0	0	0
Saints Totals		25/3	18	7	25	1-8	0-0-0	0	0	0

CAREER HIGHS: Tackles — 6, vs. Washington (12/30/01); Sacks — 1, vs. Carolina (12/2/01); Interceptions — 0; Int. Ret for TD — 0; Forced Fumbles — 0; Fumble Recoveries — 0.

POSTSEASON STATISTICS										
Year	Team	GP/GS	S	A	TT	Sk.-Yds.	Int-Yds.-LG	PD	FF	FR
2000	New Orleans	2/0	1	0	1	0-0	0-0-0	0	0	0
Totals		2/0	1	0	1	0-0	0-0-0	0	0	0

POSTSEASON CAREER HIGHS: Tackles — 1 at Minnesota (1/6/01); Sacks — 0; Interceptions — 0; Int. Ret for TD — 0; Forced Fumbles — 0; Fumble Recoveries — 0.



CHARLIE CLEMONS

Linebacker

Ht: 6-2 Wt: 250

Birthdate: 7/4/72

College: Georgia

Joined Saints: RFA-00 (StL)

NFL Experience: 6th Season

56

PRO — Linebacker enjoyed a successful return to the roster after missing the entire 2000 season with Achilles' tendon injury. In his first year as a starter, he manned the middle linebacker position for all 16 games and established himself as one of the defense's biggest playmakers with a team-high 13.5 sacks. A versatile player who can drop down to rush the passer as well as stop the run.

CAREER TRANSACTIONS — Was placed on reserve/injured, 10/2/00. Signed to an offer sheet by the Saints, 2/16/00, and was signed to a four-year contract, 2/19/00, after St. Louis declined to match the offer. Placed on reserve/injured, 11/26/97. Originally signed by St. Louis, 2/19/97 as an unrestricted free agent. Clemons played three seasons in the CFL for the Winnipeg Blue Bombers and Ottawa Rough Riders.

2001 — Started 15 games at MLB...did not start game 4 because team opened up in dime package...finished season with a career-high 123 tackles (90 solo), 13.5 sacks for -96 yards, one interception return for

three yards, five pass defenses, two forced fumbles and one fumble recovery... led Saints in tackles and sacks...was tied for third in the NFC and fourth in the NFL in sacks...finished with six tackles (five solo), one sack for -10 yards and one pass defense in first career start at Buffalo, 9/9...had eight tackles (seven solo)

and 3 sacks for -25 yards at NY Giants, 9/30...setting career highs in tackles and sacks...had six tackles (five solo) and one sack for 0 yards vs. Minnesota, 10/7...had three tackles (two solo), a three-yard interception return and one pass defense at Carolina, 10/14...had six tackles (five solo), one sack for -1 yard and one pass defense at St. Louis, 10/28...his third quarter sack of Kurt Warner on third down helped New Orleans get the ball back and score on their next possession to take a 28-24 lead...had eight tackles (six solo) and two sacks for -15 yards vs. NY Jets, 11/4...had a career-high 11 tackles, 1.5 sacks for -8 yards and one forced fumble, the first of his career, at New England, 11/25...had seven tackles (six solo) and two sacks for -17 yards vs. Carolina, 12/2...had a then-career high 13 tackles and one pass defense vs. St. Louis, 12/17...recorded 11 tackles (six solo) at Tampa Bay, 12/23...had nine tackles (six solo) vs. Washington, 12/20...had a career-high 15 tackles, two sacks for -15 yards, one forced fumble and one fumble recovery vs. San Francisco, 1/6/02. **2000** — Missed entire 2000 season with Achilles tendon injury suffered in preseason opener...was declared inactive for games 1-4, before being placed on reserve/injured, 10/2 and undergoing Achilles tendon surgery, 10/4. **1999** — Saw action in all 16 regular season games...he recorded 44 tackles (28 solo), 3 sacks (20 yds.), one interception, five pass defenses, one fumble recovery and 16 quarterback pressures...he was tied for the team lead with 23 special teams tackles (all solo) and recovered a fumble on special teams...he also saw action in all three postseason games, with no starts...posted five tackles, 2 sacks, one forced fumble and two special teams tackles...collected a career-high eight tackles (four solo) vs. Atlanta, 9/26, to go with his pass defense and quarterback pressure...posted five tackles (three solo) on defense, one sack (8 yards), one pass defense, two QB pressures



SAINTS VETERANS



at Atlanta, 10/17...had a team and career-high four special teams tackles at New Orleans, 12/12...recorded his first career interception vs. New Orleans, 11/28, (0 yards). **1998** — Played in all 16 games for the first time in his NFL career...had career highs in tackles (13), sacks (two), passes defended (two), quarterback pressures (five) and was second on the team in special teams tackles with a career-high 24...recorded first sacks of his career in week 3 at Buffalo, 9/20, with two...made season-high and career-high six tackles, including one tackle for loss, and two pass defenses, in week 2, vs. Minnesota, 9/13...made season-high and career-high four special teams tackles in week 9, at Atlanta, 11/1...made at least one special teams tackle in final nine games of the season and 14 of 16 overall. **1997** — Played in five games on defense and special teams...placed on reserve/injured 11/26 with hamstring injury...recorded five special teams tackles on the year. **1996** — Started 14 games and finished with 37 tackles, six sacks, four pass defenses and two tackles for loss for Canadian Football League's Ottawa Rough Riders...named CFL Defensive Player of the Week after recording six tackles and four sacks

against Saskatchewan, 10/13. **1995** — Played six games for the CFL's Winnipeg Blue Bombers and seven for Ottawa...traded to Ottawa after game nine...finished with 16 tackles, three sacks and two pass defenses for Blue Bombers...had 28 tackles and three sacks for Rough Riders. **1994** — Played and started seven games for Winnipeg...finished with 28 tackles.

COLLEGE — Played two seasons at Georgia and finished with 171 tackles in 22 games...transferred to Georgia from Northeast Oklahoma JC...earned first team All-America JUCO honors after leading NEO to national championship in 1991...led team with 126 tackles, 12 sacks and five pass defenses as sophomore...majored in recreation and leisure studies.

PERSONAL — Three-year starting middle linebacker at Griffin (Ga.) HS...wants to teach grade school after football and has served as substitute teacher during off-seasons...he and his wife, Wanda, have a daughter, Briana, and two sons, Joshua and Colton...born July 4, 1972.

Charlie Clemons										
Year	Team	GP/GS	S	A	TT	Sk.-Yds.	Int-Yds.-LG	PD	FF	FR
1997	St. Louis	5/0	0	0	0	0-0	0-0-0	0	0	0
1998	St. Louis	16/0	9	4	13	2-12	0-0-0	2	0	0
1999	St. Louis	16/0	28	16	44	3-20	1-0-0	5	0	1
2000	New Orleans	reserve/injured								
2001	New Orleans	16/15	90	33	123	13.5-96	1-3-3	5	2	1
Totals		53/15	127	53	180	18.5-128	2-3-3	12	2	2
Saints Totals		16/15	90	33	123	13.5-96	1-3-3	5	2	1

ADDITIONAL STATS: Special Teams Tackles: (1997, 5); (1998, 24); (1999, 23) **Total: 52.**
CAREER HIGHS: Tackles — 15, vs. San Francisco (1/6/02); Sacks — 3, at N.Y. Giants (9/30/01); Interceptions — 1 (2x), vs. New Orleans (12/12/99) & at Carolina (10/14/01); Int. Ret for TD — 0; Forced Fumbles — 1 (2x), at New England (11/25/01) & vs. San Francisco (1/6/02); Fumble Recoveries — 1 (2x), vs. Cleveland (10/24/99) & vs. San Francisco (1/6/02).

POSTSEASON STATISTICS										
Year	Team	GP/GS	S	A	TT	Sk.-Yds.	Int-Yds.-LG	PD	FF	FR
1999	St. Louis	3/0	3	2	5	2-17	0-0-0	0	1	0
Totals		3/0	3	2	5	2-17	0-0-0	0	1	0

ADDITIONAL STATS: Special Teams Tackles: (1999, 2) **Total: 2.**
CAREER HIGHS: Tackles — 2 (2x), vs. Tampa Bay (1/23/00) & vs. Tennessee (1/30/00); Sacks — 1 (2x), vs. Minnesota (1/16/00) & vs. Tampa Bay (1/23/00); Interceptions — 0; Int. Ret for TD — 0; Forced Fumbles — 1, vs. Tampa Bay (1/23/00); Fumble Recoveries — 0.

SAINTS SACK NOTES

The Saints led the NFC in sacks with 53 (2nd in the NFL; Pittsburgh - 55) which marked the 5th time the club has led the conference in that category since 1990 (leads all NFC clubs).

Saints LB Charlie Clemons had his best season as a pro in 2001 as his season career-high 13.5 sacks led the team & was tied for 4th (with Kabeer Gbaja-Biamila of Green Bay) in the NFL. Clemons posted a sack in 8-of-16 games.

The Saints' total of 119 sacks over the past two seasons tied for 9th-best (along with Dallas from 1984-85) in the NFL since team sack totals were compiled in 1964. The two-season total is also the most in the league since 1986-87 when Chicago had 132 sacks (2nd-most in NFL history). The record two-season total is also held by Chicago, which posted 136 from 1984-85.



SAINTS VETERANS



BRYAN COX

Linebacker

Ht: 6-4 Wt: 250 Birthdate: 2/17/68
College: Western Illinois
Joined Saints: UFA-02 (NE)
NFL Experience: 12th Season

51

PRO — Bryan Cox joined the Saints in 2002 to help supply veteran leadership and depth to the Saints linebacker corps. During his NFL career, he has recorded 1,076 tackles (736 solo), including 52 sacks, four interceptions, 21 forced fumbles and 13 fumble recoveries. Cox's fumble recoveries are tied for fourth among active NFL defenders and his forced fumbles are sixth among active NFL players. Cox has appeared in 156 career games, starting 144.

CAREER TRANSACTIONS — Signed by the Saints, 3/28/02. Signed by New England, 7/31/01. Released by the N.Y. Jets, 2/22/00. Placed on reserve/injured, 12/18/00. Placed on reserve/injured, 12/10/99. Signed by the N.Y. Jets, 8/3/98. Released by Chicago, 6/2/98. Placed on reserve/injured, 11/5/96. Signed with Chicago, 2/21/96. Activated from reserve/injured, 11/2/91. Placed on reserve/injured, 10/5/91. Selected by Miami in the fifth round (113th overall) of the 1991 NFL Draft.

HONORS — 2001: Defensive co-captain (voted by teammates); 2000: Dennis Byrd Award (Jets' Most Inspirational Player); 1999: Kyle Clifton Good Guy Award (voted by Jets Staff); 1998: Dennis Byrd Award (Jets' Most Inspirational Player); AFC Defensive Player of the Week, Week 16. 1995: Pro Bowl, Miami Dolphins Outstanding Linebacker (South Florida media); 1994: Pro Bowl (starter), Miami Dolphins Outstanding Linebacker (South Florida media); 1993: Miami Dolphins Outstanding Linebacker (South Florida media). 1992: Pro Bowl (starter), *Sports Illustrated* first team All-NFL, *Football News* and *UPI* All-AFC, AFC Defensive Player of the Month (September), AFC Defensive Player of the Week (Weeks 4 & 14), Miami Dolphins Outstanding Linebacker (South Florida media); 1991: *College* and *Pro Football Newsweekly*, *Football News* and *Football Digest* All-Rookie, Miami Dolphins Rookie of the Year and Outstanding Linebacker (South Florida media).

2001 — Started first seven games of the season at MLB for the Super Bowl Champion Patriots before suffering a broken leg at Denver, 10/28, which caused him to be declared inactive for the next four games...appeared in four more games at linebacker in reserve duty for the Patriots as well as all three playoff games...recorded 49 tackles (34 solo), one pass defense and one fumble recovery...tied for second on team with eight tackles vs. N.Y. Jets, 9/23...had a game-high 11 tackles including eight solos vs. Indianapolis, 9/30...for his efforts was named Patriots Miller Lite Player of the Game...vs. San Diego, 10/14, had his first career reception in the second quarter when he entered the game at fullback

on third-and-one and caught a seven-yard pass from Tom Brady for a first down on a drive that ended in a Brady to Terry Glenn 21-yard TD pass...also recovered a LaDainian Tomlinson fumble caused by Roman Phifer and returned it nine yards to the Patriots 42-yard line...saw action at FB on two different occasions at Indianapolis, 10/21...was inactive for games 8-11, after suffering broken leg at Denver, 10/28...returned to reserve action at linebacker at N.Y. Jets, 12/2, recording one tackle...was inactive vs. Cleveland, 12/9...recorded two solo tackles vs. Miami, 12/22...had one solo tackle and one assisted tackle at Carolina, 1/6/02...recorded one solo tackle in AFC Championship Game at Pittsburgh, 1/27/02...recorded one solo tackle and one assisted tackle in Super Bowl XXXVI vs. St. Louis, 2/3/02. **2000** — Cox finished fourth on the Jets in tackles with 81 stops, had six sacks for -25.5 yards, three forced fumbles, two fumble recoveries and five pass defenses before suffering a broken fibula in game 15 vs. Detroit...started and played in the first 15 games of the season at left inside linebacker...recorded three tackles and a forced fumble at Green Bay, 9/3...registered seven tackles, one half a sack and a forced fumble vs. New England, 10/15...registered a team-high 14 tackles and sacked Dolphins QB Jay Fiedler for a 13-yard loss in the fourth quarter of the Jets' thrilling 40-37 Monday Night win vs. Miami, 10/23...credited with three tackles, including a sack of Doug Flutie vs. Buffalo, 10/29...recorded a season-high two sacks vs. Indianapolis, 12/3...credited with six tackles and shared a sack for -6 yards with defensive end Shaun Ellis at Oakland, 12/10...suffered a broken fibula vs. Detroit, 12/17. **1999** — Played in 12 games and started 11 at left inside linebacker and registered 45 tackles, three pass defenses, two forced fumbles and one recovered fumble...also intercepted a Drew Bledsoe pass and returned it 27 yards for his first career interception TD...missed the team's final four games after undergoing season-ending abdominal surgery, 12/10 to repair an abdominal muscle injury and was placed on injured reserve the same day...accumulated six tackles and scored his second NFL TD when he picked off a Drew Bledsoe pass in the fourth quarter and returned it 27 yards to put the team ahead 28-27 vs. New England, 9/12...tied for the team-high in tackles with eight and also contributed one pass defense vs. Washington, 9/26...recorded seven tackles and forced wide receiver Marvin Harrison to fumble vs. Indianapolis, 10/17...registered three tackles in team's 24-17 Monday Night Football win at New England, 11/15...credited with three tackles and one forced fumble at N.Y. Giants, 12/5. **1998** — Played in all 16 regular season games (10 starts) and finished tied for third on the team in tackles with 70...started



the season as a backup to Mo Lewis and was used mostly on third down situations...turned in a stellar performance with a team-high nine tackles in the AFC Championship game at Denver, 1/17/99...tied for third on the team with five tackles and had a pass defense in the AFC Divisional Playoff Game vs. Jacksonville, 1/12/99...eclipsed the 900-career tackles mark in game 16 win vs. New England, 12/27...earned AFC Defensive Player of the Week honors in game 15 at Buffalo, 12/19, when he registered seven tackles...had an auspicious Jets debut at San Francisco, 9/6, when he sacked Steve Young twice and had two solo tackles...made his first start of the season at weakside linebacker vs. Atlanta, 10/25 and finished the day with five tackles...recorded his third sack of the season, dropping Elvis Grbac for an 8-yard loss and finished with four tackles at Kansas City, 11/1...tied with Ernie Logan for a team-high six tackles and notched his fourth sack of the season vs. Buffalo, 11/8...notched the first safety of his career, bringing down Steve Beuerlein in the third quarter vs. Carolina, 11/29...had a huge day at Miami, 12/13 with five tackles and two sacks and one pass defense. **1997** — Played in all 16 regular season games and started 15 contests (did not start game 15 at St. Louis)...finished fourth on the Bears with 133 tackles and third with 77 solo stops...added five sacks (-37 yards), which placed him third on the team...registered five pass defenses and also had a forced fumble and one recovered fumble...led or tied for the team lead in tackles five times...had a season-high 14 tackles and a tackle for a loss at Washington...had 12 tackles, two tackles for losses and one half a sack vs. N.Y. Jets, 11/16. **1996** — Started the team's first nine games...had a season-high and career-high 15 tackles vs. Oakland...finished with double-digit tackles in seven of nine contests...suffered a broken left thumb which forced him out of the final seven games...the thumb injury caused him to break a streak of 81 consecutive regular season games started (in addition to five post-season contests)...at the time of his injury, led the team in tackles with 99...was injured at Minnesota, 10/28, but played through the injury and had recovered fumble late in the game to preserve the victory...played the next week with a cast on his thumb and recorded nine tackles, a sack and a pass defense...was placed on IR, 11/5...led the team with three recovered fumbles and a forced fumble...opened the season with nine tackles and two recovered fumbles vs. Dallas and recovered a fumble in the end zone to record his first TD as a pro...signed with Chicago as an unrestricted free agent, 2/21/96. **1995** — Named a reserve MLB for AFC Pro Bowl squad...led Miami with 142 tackles, 7.5 sacks and two pass defenses...played and started in all 16

games...led the team in tackles in six games, finish second five times...recorded eight tackles in playoff loss at Buffalo, 12/30...credited with 13 tackles, one sack, a 12-yard INT and a forced fumble at New England, 9/10...accumulated six tackles, a sack and a forced fumble at N.Y. Jets, 10/22...led the club with 14 tackles and two sacks at Indianapolis, 11/26...recorded ten tackles at Buffalo, 12/17 before being ejected after altercation with FB Carwell Gardner with 2:00 remaining in the contest. **1994** — Named starting MLB for AFC Pro Bowl...started and played in all 16 regular season games...registered a career-high 147 tackles (106 solo)...recorded nine double-digit tackle games...started the season at ROLB before switching to MLB...first start at MLB came vs. N.Y. Jets, 9/18 and had a team-high seven tackles...recorded a 13 tackle outing vs. Buffalo, 12/4...had arthroscopic surgery to remove bone spurs from his left ankle following season. **1993** — Started all 16 games at RLB and led the team with 122 tackles...led the team with 11 tackles, a pass defense and a recovered fumble in the opener vs. Indianapolis, 9/5...tied a Miami record with two recovered fumbles vs. Kansas City, 10/31. **1992** — Named starting LB for AFC Pro Bowl squad...earned 1st team All-NFL by *Sports Illustrated*, 1st-team All-AFC by *Football News* and *UPI*...led the team with 127 tackles, 14 sacks and five forced fumbles...was fifth in the AFC in sacks (ninth in NFL), which is the best by a single-season mark by a Miami LB...named the AFC Defensive Player of the Month in September...played and started 16 games...in AFC Championship loss at Buffalo, 1/17/93, had four tackles...had six tackles and an interception which set up a TD in NFC Divisional Playoff vs. San Diego, 1/10/93...opened the season with two sacks in the first three games...recorded seven tackles, two sacks and two forced fumbles vs. Rams, 9/20...earned AFC Defensive Player of the Week honors at Seattle, 9/27 with two sacks and his first career interception...led the team with 14 tackles and two sacks at N.Y. Jets, 11/1...earned AFC Defensive Player of the Week honors again vs. LA Raiders, 12/14 when he had seven tackles and two sacks. **1991** — Started at ROLB in the 13 games he was on the Miami roster (missed three games while on IR with sprained ankle)...earned all-rookie by *College* and *Pro Football Newsweekly*, *Football News* and *Football Digest*...made professional debut in opener at Buffalo, 9/1 and had four tackles...recorded first sack vs. Indianapolis, 9/8...suffered a sprained left ankle at N.Y. Jets, 9/29...was moved to IR on 10/5 and was activated on 11/2...had a season-high 11 tackles vs. Buffalo, 11/18...Cox was originally selected by Miami in the fifth round (113th overall) of the 1991 draft.

COLLEGE — A 4-year letterman and 2-year starter at Western Illinois...earned 1st team All-America honors by *The Football Gazette* and 1st team all-conference as a senior...as a senior led the team in tackles with 118 stops, three sacks, two forced fumbles, five blocked kicks, ten pass defenses and four interceptions, including one returned for a TD...was team MVP as a junior with team-leading 121 tackles, six sacks, three recovered fumbles, three forced fumbles, two interceptions and one blocked kick...played in every



SAINTS VETERANS



SAINTS VETERANS

game as a sophomore and finished with 54 tackles, four forced fumbles, three recovered fumbles, two interceptions and three blocked kicks...was a reserve nickel-back as a freshman and had 30 tackles.

PERSONAL — Earned all-conference and all-city honors in football at East St. Louis (Ill.) HS...also lettered in baseball...selected as the winner of the NFL's Extra Effort Award for November (1994) for his work with educational and social agencies in both south

Florida and in his hometown...hosts an annual softball game and golf tournament to benefit the Boys and Girls Club of East St. Louis...an avid golfer and horse racing fan...owns a thoroughbred horse racing stable entitled "Freakman Stables" which is based out of south Florida...earned his degree in mass communications from Western Illinois...has three daughters, Lavonda, Brittani and Chiquita, and a son, Bryan Jr...Bryan K. Cox...born Feb. 17, 1968 in East St. Louis, Mo.


Bryan Cox

Year	Team	GP/GS	S	A	TT	Sk.-Yds.	Int.-Yds.-LG	PD	FF	FR
1991	Miami	13/13	51	10	61	2-15	0-0-0	4	0	0
1992	Miami	16/16	84	43	127	14-115	1-0-0	6	5	1
1993	Miami	16/16	87	35	122	5-44	1-26-26	6	4	3
1994	Miami	16/16	106	41	147	3-22	0-0-0	2	2	0
1995	Miami	16/16	104	38	142	7.5-46	1-12-12	3	3	1
1996	Chicago	9/9	56	43	99	3-16	0-0-0	2	1	3
1997	Chicago	16/15	77	56	133	5-37	0-0-0	5	1	1
1998	N.Y. Jets	16/10	51	19	70	6.5-54	0-0-0	2	0	0
1999	N.Y. Jets	12/11	32	13	45	0-0	1-27-27	3	2	1
2000	N.Y. Jets	15/15	54	27	81	6-28.5	0-0-0	5	3	2
2001	New England	11/7	34	15	49	0-0	0-0-0	1	0	1
Totals		156/144	736	340	1076	52-377.5	4-65-27	39	21	13

CAREER HIGHS: Tackles — 11, at Baltimore (12/19/99); Sacks — 3 (5x), last time at St. Louis (11/26/00); Interceptions — 1, vs. New England (10/4/98); Int. Ret for TD — 0; Forced Fumbles — 1 (7x), last time vs. Philadelphia (9/24/00); Fumble Recoveries — 1 (3x), last time at San Francisco (12/10/00).

POSTSEASON STATISTICS

Year	Team	GP/GS	S	A	TT	Sk.-Yds.	Int.-Yds.-LG	PD	FF	FR
1992	Miami	2/2	9	1	10	0-0	1-7-7	1	0	0
1994	Miami	2/2	18	6	24	0-0	0-0-0	0	0	0
1995	Miami	1/1	7	0	7	0-0	0-0-0	1	0	0
1998	N.Y. Jets	2/2	12	2	14	0-0	0-0-0	1	0	0
2001	New England	3/0	2	1	3	0-0	0-0-0	0	0	0
Totals		10/7	48	10	58	0-0	1-7-7	3	0	0



JAKE DELHOMME

Quarterback

Ht: 6-2 Wt: 205 Birthdate: 1/10/75
College: Louisiana-Lafayette
Joined Saints: FA-99
NFL Experience: 4th Season

12

PRO — Fourth-year signal caller enters 2002 training camp second on the depth chart. He provides the Saints with valuable prior starting experience, having started two games in 1999. Designated as New Orleans' third quarterback in all 16 games in 2001.

CAREER TRANSACTIONS — Signed by the Saints, 7/11/00. Re-signed by the Saints, 11/23/99. Released by Saints, 9/5/99. Signed a second one-year deal, 1/27/99. Re-signed by Saints to practice squad, 10/15/98. Released by Saints, 10/14/98. Was signed to a one-year contract, 12/29/97. Re-signed to the practice squad, 11/19/97. Waived by the Saints, 8/18/97. Signed by the Saints as an undrafted free agent, 6/10/97.

2001 — Was designated as New Orleans' third quar-

terback for all 16 games after he had a stellar preseason, completing 36-of-52 passes (69.2%) for 437 yards with four TDs and one interception and a 112.4 quarterback rating, leading all NFC quarterbacks in the preseason. **2000** — Secured a spot on the squad during training camp after he completed 65.5% of his passes for 381 yards with three touchdowns in the preseason...was designated 3rd quarterback for games 1-11...dressed, but did not play for games 12-16 and the two playoff games. **1999** — After being waived at the end of training camp, was signed to the active roster, 11/23 and designated as third quarterback for his first two games, at St. Louis, 11/28 and at Atlanta, 12/5...was declared inactive for the next two games, vs. St. Louis, 12/12 and at Baltimore, 12/19...saw action in final two games on the year, starting both...started and won his first NFL contest,


SAINTS VETERANS



vs. Dallas, 12/24...completed 16 of 27 passes for 278 yards and two touchdowns, with one interception, and rushed for another touchdown in Saints 31-24 victory, earning him NFC Offensive Player of the Week nomination...also was the starting quarterback for the season finale at Carolina, 1/2/00...threw a team season-high 49 attempts in that contest, completing 26 for 243 yards...set a new team record for most passing and running plays attempted at Carolina, when he combined for 57 (49 passing), eclipsing the mark of 56 (55 passing) set by Jim Everett, 9/25/94 at San Francisco...on the year, completed 42 of 76 for 521 yards and three touchdowns with five interceptions...also rushed 11 times for 72 yards and two touchdowns. **1998** — Spent the first five games of the season as the designated 3rd quarterback...was waived, 10/14, and re-signed to the practice squad, 10/15, where he spent the remainder of the season...during preseason action, completed 13 of 31 passes for 164 yards with one touchdown and two interceptions...also rushed five times for 45 yards. **1997** — Was signed as a rookie free agent, 6/10, and waived following training camp, 8/18, and later signed to the practice squad, 11/19, where he spent the remainder of the season...played for the Amsterdam Admirals of NFL Europe in the spring of 1998.

COLLEGE — Finished career as the all-time career

Louisiana college passing leader, throwing for 9,216 yards in four years for the University of Louisiana-Lafayette...led the Ragin' Cajuns to three straight winning seasons in his four years as a starter...started the last 43 games of his career, which was the longest streak among active QBs in the nation...he ranked 22nd on the NCAA all-time top 25 career passing list, and 28th on the NCAA's career total offense leaders at the close of his college career...he returned to school during off-seasons and graduated in May of 2001.



PERSONAL — Went to Teurlings Catholic (Lafayette, La.) HS...was named MVP two straight seasons as a QB and DB...named all-state as a defensive back...finished his high school career with 7,423 yards in total offense and 81 TDs...married (Keri)...born Jan. 10, 1975 in Lafayette, La.

Jake Delhomme

PASSING

Year	Team	GP/GS	Att.	Comp.	Yds.	Int.	LG	TD	Rating	No.	Yds.	Avg.	LG	TD
1997	New Orleans	0/0	0	0	0	0	0	0	0.0	0	0	0.0	0	0
1998	New Orleans	0/0	0	0	0	0	0	0	0.0	0	0	0.0	0	0
1999	New Orleans	2/2	76	42	521	5	51t	3	62.4	11	72	6.5	27	2
2000	New Orleans	0/0	0	0	0	0	0	0	0.0	0	0	0	0	0
2001	New Orleans	0/0	0	0	0	0	0	0	0.0	0	0	0	0	0
Totals		2/2	76	42	521	5	51t	3	62.4	11	72	6.5	27	2

ADDITIONAL STATS: Points: (1999, 12) Total: 12; Sacks-Yards Lost: (1999, 6-42) Total 6-42.

CAREER HIGHS: Attempts — 49, at Carolina (1/2/00); Completions — 26, at Carolina (1/2/00); Completion Pct. — 59.3 (16-for-27) vs. Dallas (12/24/99); Passing Yards — 278, vs. Dallas (12/24/99); Long Pass — 51t, vs. Dallas (12/24/99); Interceptions — 4, at Carolina (1/2/00); Passing TDs — 2, vs. Dallas (12/24/99); Passer Rating — 103.6 (16-of-27, 278 yds., 2 TDs, 1 INT) vs. Dallas (12/24/99); Rushes — 8, at Carolina (1/2/00); Rushing Yards — 78, at Carolina (1/2/00); Long Rush — 27, at Carolina (1/2/00); Rushing TDs — 1 (2x), vs. Dallas (12/24/99) & at Carolina (1/2/00).



SPENCER FOLAU

Tackle

Ht: 6-5 Wt: 315 Birthdate: 4/5/73
College: Idaho
Joined Saints: UFA-02 (Mia)
NFL Experience: 6th Season

71

PRO — Folau is an athletic, versatile lineman who can play both tackle spots. He is expected to battle for a starting spot and add additional depth to the line.

CAREER TRANSACTIONS — Agreed to terms with the Saints, 3/26/02. Signed by Miami, 7/28/01. Re-signed by Baltimore, 11/3/98. Waived by Baltimore, 10/28/98. Re-signed to Baltimore's practice squad, 10/30/96. Waived by Baltimore, 8/26/96. Signed by Baltimore as a rookie free agent, 4/26/96.

2001 — Started 15 games at left tackle and played in a reserve role once...made his first start as a Dolphin vs. Oakland, 9/23...made his Miami debut playing in a reserve role at left tackle at Tennessee, 9/9 following knee injury to Marcus Spriggs...started playoff game vs. Baltimore, 1/12/02...played in all five preseason games as a reserve. **2000** — Played in 11 regular season games for the Super Bowl Champion Baltimore Ravens with four starts, including three at right tackle



SAINTS VETERANS



10/10...spelled Jonathon Ogden at LT in the fourth quarter of the 31-8 win over the Saints, 12/19...did not play at Pittsburgh, 12/12, vs. Tennessee, 12/5, vs. Jacksonville, 11/28, at Cincinnati, 11/21, at Jacksonville, 11/14, vs. Cleveland, 9/26 or vs. Pittsburgh, 9/19...on inactive list at Cleveland, 11/7, vs. Buffalo, 10/31 and vs. Kansas City, 10/21 due to a knee injury suffered in practice during the bye week...started for Harry Swayne at Tennessee, 10/10...ended game at left tackle for injured Jonathan Ogden in the 19-13 overtime win at Atlanta, 10/3...later shipped to right tackle when Swayne injured his ankle...Everett Lindsay switched to left tackle and Mike Flynn came in at Lindsay's left guard spot...had a key block to spring Erict Rhett on a 28-yard run, as Rhett finished with 136 yards rushing, his third straight 100-yard game...won a game ball for his effort...replaced injured Jonathan Ogden (hip) at left tackle early in the second quarter of the opener at St. Louis, 9/12. **1998** — Started final three games at right tackle for an injured Orlando Brown...helped pave the way for 153 rushing yards (132 for Priest Holmes) in the Ravens' 19-10 win over Detroit, 12/27, as the line did not permit a QB sack...made first NFL start at right tackle vs. Minn., 12/13, replacing Orlando Brown (ankle injury)...the line had four new starters due to injuries, yet did not allow a sack...on inactive list for 11 games (was not on roster for Jaguars, 11/11, as he was waived on 10/28, and re-signed, 11/3. **1997** — Saw action in 10 games, primarily on special teams...played on special teams in final four contests of season, including season final at Cincinnati, 12/21, a 21-19 win vs. Tennessee, 12/14, a 31-24 win vs.

Seattle, 12/7 and at Jacksonville, 11/30...active, but did not play vs. Arizona, 11/23...inactive for five previous contests...saw special teams action vs. Pittsburgh, 10/5 and at San Diego, 9/28...saw first offensive action of the season in reserve duty, as well as special teams action, in 36-10 win at Tennessee, 9/21...saw special teams duty in 24-23 win over Giants, 9/14...participated on special teams in Ravens' 23-10 win over Cincinnati, 9/7 and in season opener vs. Jacksonville, 8/31. **1996** — After signing as a rookie free agent, he spent the last half of the 1996 season on the Ravens' practice squad, then joined the Rhein Fire in the World League...started at left tackle for an offensive line (the 7-3 Fire) that allowed only one QB sack in the regular season, a slip by QB T.J. Rubley...the Fire advanced to the World Bowl against the Barcelona Dragons (a 38-24 loss).

COLLEGE — One-time defensive tackle who made the successful conversion to offensive tackle...in three years as a starter, Idaho won 26 of 37 games and advanced to the NCAA Division I-AA playoffs three times, going as far as the semifinals in 1993...as a senior in 1995, Spencer was an honorable mention All-Big Sky Conference selection...started all 23 games of his senior and junior years at offensive tackle...recorded 70 tackles, seven for losses, one forced fumble, three pass deflections, and three sacks as a sophomore in 1993 at defensive tackle...started three games at defensive tackle as a freshman in 1992 and had 19 tackles, five for losses, with three sacks...red-shirted the 1991 season due to a fractured ankle suffered in all-star game during the summer of 1991.

PERSONAL — As a defensive lineman, led Sequoia (Redwood City, Calif.) HS in tackles for two seasons, totaling 91 his senior year...also played tight end, catching 18 passes for 300 yards...recipient of the National Football Foundation and Hall of Fame Certificate for Scholar, Citizen and Athlete...before signing with the Ravens as a free agent, Spencer was working for his father's landscaping business in Redwood City...majored in General Studies...a native of Tonga, an island nation in the South Pacific, his parents met when his mother, who is from Wyoming, was a nurse in the Peace Corps...Spencer and his wife, Heather, have a daughter, Hannah...last name is pronounced fo-lau (rhymes with "how")...Spencer Sione Folau...born April 5, 1973 in Nuku Alofa, Tonga.

Spencer Folau

Games Played/Started: Baltimore - (1997, 10/0); (1998, 3/3); (1999, 5/1); (2000, 11/4); Miami - (2001, 16/15) Total: 45/23 (Baltimore: 29/8; Miami 16/15).

Postseason Games Played/Started: Baltimore - (2000, 2/2); Miami - (2001, 1/1) Total: 3/3 (Baltimore: 2/2; Miami: 1/1).



SAINTS VETERANS



JERRY FONTENOT

Center

Ht: 6-3 Wt: 300 Birthdate: 11/21/66

College: Texas A&M

Joined Saints: UFA-97 (Chi)

NFL Experience: 14th Season

62

PRO — Veteran center was acquired by the Saints as a free agent from the Chicago Bears in 1997, and has helped solidify the middle of the offensive line since then, starting 68 games in the middle. Had not missed a game as a pro prior to sustaining a season-ending knee injury vs. New England, 10/4/98, seeing action in 148 consecutive games to that point, including 106 consecutive starts.


CAREER TRANSACTIONS — Re-signed with the Saints, 2/15/99. Placed on reserve/injured, 10/14/98. Signed with the Saints, 6/2/97. Selected by Chicago in the third round of the 1989 NFL Draft.

2001 — Started all 16 games for the 2001 season for the third consecutive year for the Saints, remaining the mainstay at center on the offensive line. **2000** — Started all 16 games for the 2000 season, as well as both playoff games at center...2000 marked the ninth time in his career that he started all 16 games and also was the 12th time in his career that he appeared in all 16 games...left game in second half at San Diego, 9/10, with right eye contusion...recorded crucial fumble recovery off a Terrelle Smith carry in fourth quarter at San Francisco 12/10, on the one-yard line...RB Terry Allen had a one-yard TD run on the next play to give the Saints a 31-27 lead...anchored offensive line that finished season eighth in the NFL in rushing and produced the franchise's first 1000-yard rusher since 1989. **1999** — Started and played in all 16 games on the year...1999 marked the seventh year of his career that he has started all 16 games...also represented the 10th year of his career that he has seen action in all 16 games...all 16 of his starts came at center...recorded one tackle following a turnover and a fumble recovery. **1998** — Started the first four contests of the season before sustaining a season-ending knee injury vs. New England, 10/4...snapped a string of 148 consecutive games played and 106 consecutive starts...was inactive the following week vs. San Francisco, 10/11, and placed on injured reserve, 10/14. **1997** — In his first season as a Saint, continued his string of consecutive games played and started...started at center for all 16 contests for the sixth straight season. **1996** — Started every game at center for the fifth straight season. **1995** — Started every game at center for fourth straight season...did not miss a play all season...played in 100th NFL game at St. Louis, 9/24. **1994** — Started all 16 games at center for third straight season...was WR Curtis Conway's intended receiver on fake field goal trick play when Conway's pass was tipped by Fontenot and caught by TE Keith Jennings for a TD. **1993** — Started every game at center...was backup long-snapper. **1992** — Started all

16 games at center and turned in excellent season in first year as starter...was backup long-snapper. **1991** — Handled all punt snapping duties during season...made first career start at left guard at Tampa Bay 9/8, for injured Mark Bortz (had started twice at center in 1990)...played three quarters at left guard when Bortz pulled an abdominal muscle at Minnesota, 11/11...started at LG the remainder of the season (six games)...alternated with Bortz in playoff game vs. Dallas, 12/29. **1990** — Made first pro start at Phoenix, 10/28, and was part of offensive line that was named NFC Offensive Player of the Week as club rushed for season-high 223 yards...started at center after Jay Hilgenberg suffered the flu the night before...started for Hilgenberg (ankle) in season finale vs. Kansas City, 12/29...handled all long-snapping duties: punts, field goals and extra points. **1989** — Saw action in all 16 games, mostly on special teams as punt snapper...played entire second half at Pittsburgh, 11/12, when Hilgenberg left game with injury...recovered fumble on special teams vs. Detroit, 12/10.

COLLEGE — First-team All-Southwest Conference at guard as a senior for the Aggies...played every position on offensive line...first-team All-SWC by *Dallas Times Herald* and second-team choice from the *Houston Post* and *Houston Chronicle* in junior season...helped pave way for offense which ranked 19th in country in rushing as a junior...UPI first team All-SWC pick as a sophomore...played reserve role at center, guard and tackle as a freshman...was red-shirted in 1984...majored in sociology.

PERSONAL — A standout performer at Lafayette (La.) HS at offensive tackle and defensive end...finished second in discus throw at the state finals as both a junior and a senior...hobbies include skiing, hunting, fishing and scuba diving...hosted a golf tournament at Eastover Country Club to benefit Children's Hospital of New Orleans...he and his wife, Stephanie, have three daughters: Gabrielle, Madeleine, and Camille...Jerry Paul Fontenot...born Nov. 21, 1966 in Lafayette, La.





SAINTS VETERANS

Jerry Fontenot

Games Played/Started: Chicago - (1989, 16/0); (1990, 16/2); (1991, 16/7); (1992, 16/16); (1993, 16/16); (1994, 16/16); (1995, 16/16); (1996, 16/16); **New Orleans** - (1997, 16/16); (1998, 4/4); (1999, 16/16); (2000, 16/16); (2001, 16/16) **Total:** 196/157 (Chicago: 128/89; New Orleans 68/68).
ADDITIONAL STATS: Fumble Recoveries: (2000, 1) **Total:** 1.
Postseason Games Played/Started: Chicago - (1990, 2/0); (1991, 1/0); (1994, 2/2); **New Orleans** - (2000, 2/2) **Total:** 7/4 (Chicago 5/2; New Orleans 2/2).



STEVE GLEASON

Safety

Ht: 5-11 **Wt:** 215 **Birthdate:** 3/19/77
College: Washington State
Joined Saints: FA-01
NFL Experience: 2nd Season

37

PRO — Safety provided depth on special teams when he was picked up by the Saints in the middle of the season. Learned safety position as a rookie after joining Saints practice squad and playing linebacker in college and continued to gain experience in 2001. Gained valuable experience by playing for the Rhein Fire of NFL Europe in the spring of 2001.

CAREER TRANSACTIONS — Re-signed by the Saints, 11/25/01. Waived by the Saints, 9/2/01. Signed by the Saints off practice squad, 12/3/00. Was signed to Saints practice squad on 11/21/00. Released by Indianapolis, 8/27/00. Signed as an undrafted free agent by Indianapolis, 4/20/00.

2001 — Appeared in the final seven games of the season at special teams with three special teams tackles and one special teams fumble recovery...his first quarter fumble recovery of a Darick Vaughn kick-off return at the Atlanta 20-yard line, put the Saints in position to score a touchdown and assume a 14-7 lead, 12/9. **2000** — After being signed off the practice squad, saw limited special teams action in three games and in one playoff game, recording four special teams tackles...had three special teams tackles at San Francisco, 12/10...recorded one special teams tackle vs. Denver, 12/3...was declared inactive in season finale vs. Rams, 12/24, due to knee injury...saw action on special teams in NFC Wild Card playoff game vs. St. Louis, 12/30...was inactive for NFC Divisional Playoff game at Minnesota, 1/6/01.

COLLEGE — Was a four-year letterwinner as a linebacker at Washington State...finished career with 282 tackles (188 solo & 94 assists)...11 games/10 starts in 1999 and was team co-captain...was second on Washington State in tackles in 1999 (98; 44 solo, 54 assisted) - fourth in the Pac-10 in tackles per game (8.9)...third on the Cougars in tackles for loss (12 for -30 yards)...also had one sack...top game in his senior season was 16 tackles (8 solo & 8 assists) in a loss to Arizona (9/25/99)...70 tackles (50 solo) as a junior (10 games/8 starts) in 1998...four sacks for -34 yards...tied for 11th in Pac-10 leaders in total tackles (7.0 per game)...All-Pac 10 Honorable Mention selection at LB...started all 12 games at LB in his sophomore season (1997). 100 tackles (82 solo)...played in nine games as a redshirt freshman in 1996 with 14 total tackles; 12 solo).

PERSONAL — Three-year letterwinner in football & baseball at Gonzaga (Calif.). Prep...one summer job during college consisted of cleaning windows on skyscrapers...Stephen Michael Gleason...born March 19, 1977 in Gonzaga, Calif.

Steve Gleason

Year	Team	GP/GS	S	A	TT	Sk.-Yds.	Int.-Yds.-LG	PD	FF	FR
2000	New Orleans	3/0	0	0	0	0-0	0-0-0	0	0	0
2001	New Orleans	7/0	0	0	0	0-0	0-0-0	0	0	0
Totals		10/0	0	0	0	0-0	0-0-0	0	0	0

ADDITIONAL STATS: Special Teams Tackles — (2000, 4); (2001, 3) **Total:** 7. Special Teams Fumble Recoveries — (2001, 1) **Total:** 1.

POSTSEASON STATISTICS

Year	Team	GP/GS	S	A	TT	Sk.-Yds.	Int.-Yds.-LG	PD	FF	FR
2000	New Orleans	1/0	0	0	0	0-0	0-0-0	0	0	0
Totals		1/0	0	0	0	0-0	0-0-0	0	0	0



TOBY GOWIN

Punter

Ht: 5-10 **Wt:** 167 **Birthdate:** 3/30/75
College: North Texas
Joined Saints: RFA-00 (Dal)
NFL Experience: 6th Season

4


PRO — Originally signed as an undrafted rookie free agent by Dallas, Gowin has developed into a proven veteran in handling kickoff and punting duties. He has completed each of his five NFL seasons with a gross average of more than 40-plus yards per punt. He provides a solid foundation in the punting game and a strong leg on kickoffs.

CAREER TRANSACTIONS — Tendered a contract offer by the Saints, 4/5/00, which was not matched by Dallas. Signed as an undrafted free agent by Dallas, 4/24/97.

HONORS — **1999:** NFC Special Teams Player of the Week, Week 7.

2001 — Played in all 16 games...handled punting and kickoff duties...recorded 76 punts for 3,180 yards with a 41.8 gross average...totaled only 7 touchbacks in 76 punts, a figure demonstrating his ability to accurately pinpoint punts...punted eight times for 348 yards, including two inside the 20 at Carolina, 10/14...punted six times for 242 yards, including two inside the 20 vs. Atlanta, 10/21...punted seven times for 304 yards, including four inside the 20 vs. N.Y. Jets, 11/4...downed three of five punts inside the 20-yard line in 28-10 win at Atlanta, 12/9...punted a Saints career-long 62-yarder vs. Washington, 12/30. **2000** — Saw action in all 16 contests and both playoff games for the Saints...had 74 punts for 3,043 yards, an average of 41.1 per punt...finished seventh in the NFC in punting average...tied for fifth in NFL for fewest touchbacks with eight...tied for sixth in the NFC for punts placed inside opponents' 20-yard line with 22...also finished tied for fourth on Saints with 11 special teams tackles...best effort of the season came versus Detroit, 9/3, when he punted seven times for 340 yards and a 48.6 yard average with one punt inside-the-20-yard line, including a season-high 58-yard punt...placed four of seven punts inside the 20-yard line vs. Philadelphia, 9/24...in two postseason games, had 11 punts for 441 yards, including three inside the 20-yard line...in NFL Wild Card game vs. St. Louis, 12/30, had six punts for 246 yards and a 41.0 average, and one punt inside the 20-yard line...tied a postseason career-high in punts in that game. **1999** — Again proved to be one of the top punters in the NFL, ranking second in the NFC and seventh in the NFL with a 43.2 gross punting average...booted 81 punts for 3,500 yards, with a long of 64...put 24 of his punts inside-the-20, and had just ten touchbacks...43.2 average marked the fifth-best season average in Cowboys history...had 11 of his last 20 regular season punts downed inside the opponents 20-yard line...24 inside-the-20 punts ranked him fourth in the NFC and

12th in the NFL...had at least one punt of 50+ yards in 14 of 17 games on the year, including playoffs...on 71 kickoffs (not including onside kicks or squibs at the end of the half or game), averaged 67.3 yards per kick, including 12 touchbacks...opponent average starting position was the 24.0 yard line, second-best in the NFL...punted a season-high seven times vs. N.Y. Jets, 12/19...averaged a season-high 53.3 gross avg. (four minimum) vs. Washington, 10/24, earning him NFC Special Teams Player of the Week honors...the 53.3 average was the third-best single-game average in Cowboys history...also posted a career-high 45.3 yard net average with four punts for 213 yards and one touchback...tied a career-high and club record with five punts inside-the-20, with five, vs. Philadelphia, 12/12...had a season-long 64-yard punt at NY Giants, 10/18...vs. Atlanta, 9/20, limited Tim Dwight, who ranked 3rd in the NFL in kickoff returns in 1998, to a 16.7-yard avg. on four kickoffs...vs. Arizona, 10/3, had six punts and six kickoffs, helping to pin the Cardinals inside their 20-yard line six times on the day (twice on punts, four times on kickoffs)...four other times he had them pinned inside their 30...vs. Philadelphia, 12/12, on 12 drives the Eagles began following punts or kickoffs, eight began at or inside the Eagles 20-yard line...his kickoffs helped limit Allen Rossum, the NFL's fifth leading kick-off return man with a 25.2 average, to 16.0 yards on three kickoff returns and 5.0 yards on two punt returns. **1998** — After setting two club records as a rookie, Gowin suffered no sophomore slump in 1998, establishing a Cowboys record for punts downed inside-the-20 in a season with 31 (on 77 punts)...that broke the mark of 28 set by Mike Saxon in 1986 (on 86 punts)...the record breaking figure placed him third in the NFC and fourth in the NFL, and as an average (31-of-77 punts), his 40.3% figure of punts downed inside the 20 was the second best total in the NFC in gross punting at 43.3 yards per punt - an improvement of 1.6 yards-per-punt over his rookie average...he also tied for seventh in the NFC in net punting at 36.6 yards per punt - an increase of 1.2 yards-per-punt...on kickoffs, he averaged 67.6 yards (inside the three-yard line) on 82 regular season kickoffs, including 17 touchbacks...the opponent's average starting field position following his kickoffs was the 22.4-yard line, lowest





SAINTS VETERANS

in the NFL...his 17 touchbacks was the sixth best figure in the NFC, eighth best total in the NFL, and was five more than he recorded as a rookie...Gowin opened the year against Arizona 9/6 by averaging a season-high 49.5 yards on four punts and ended the day with a season-high 44.8 yard net punting average...he helped limit Cardinals return man Eric Metcalfe to 19 yards on four punt returns (4.8 avg.) and 41 yards on three kickoff returns (13.7 avg.)...five of his seven kickoffs went into the end zone, resulting in four touchbacks and starting field position for the Cardinals at the 20, 20, 13, 20, 20, 15 and 19-yard lines...he put five of six kickoffs into the end zone at Denver, 9/13, resulting in four more touchbacks and averaged 51.0 yards on two punts, but his biggest play of the game came on a 33-yard run from punt formation in the third quarter that kept alive a drive and eventually led to a Dallas field goal...had career high nine punts at N.Y. Giants, 9/21...beginning his inside the 20 run, Gowin placed four of five punts inside the 20 against Oakland, 9/27...he also put one of his three kickoffs into the end zone and helped limit Desmond Howard to two kickoff returns for 35 yards (17.5 avg.)...by putting three of six kickoffs into the end zone at Washington, 10/4, Gowin logged one touchback and helped limit Brian Mitchell to a 17.8-yard kickoff return average...he also averaged 48 yards on four punts...with a season-long 65 yard punt at Chicago, 10/18, Gowin averaged 44.6 yards on seven punts...between kickoffs and punts, Gowin kept the Eagles in bad field position all night (avg. drive start was the Eagles 21) at Philadelphia, 11/2, averaging 46 yards on six punts, including two inside the 20...he topped that the next week by limiting the N.Y. Giants, 11/8 to 15.6 yards-per-kickoff return on five kickoffs, and giving the Giants an average starting field position following punts and kickoffs at the 18-yard line...Gowin finished the year out with an incredible run of success, downing 19 of his last 32 punts inside opponents 20-yard line...in addition, five of the remaining 13 punts were touchbacks, leaving opponents with 80 or more yards to go for a touchdown 75.0% of the time...one of Gowin's best all-around performances of the season came at New Orleans 12/6, when he averaged 45.6 yards on seven punts - including three inside the Saints 10-yard line...he also had touchbacks on both his kickoffs...four times at Kansas City 12/13, Gowin pinned the Chiefs inside their 20-yard line, and he averaged 43.8 yards on five punts...he also suffered his first career blocked punt in the second quarter, snapping a string of 152 consecutive punts without a block...for the second straight week, and the third time of the season, Gowin had four of his punts downed inside the opponents 20-yard line when he accomplished the feat against Philadelphia, 12/20...that total gave him 29 for the season, breaking Saxon's club record and posted a 38.7 net average while also holding Brian Mitchell to an 11.4 average on five kickoff returns...in his first career playoff game, Gowin broke yet another Dallas punting record when he established a single-game postseason club record with four punts downed inside the 20-yard line against Arizona, 1/2/99...he averaged 41.3 yards-per-punt (39.5 net) on six kicks for the day. **1997** — Gowin finished his first NFL campaign by establishing a Dallas

rookie record for punts in a season with 86, breaking Saxon's rookie mark of 81 set in 1985 and trying Saxon's club record for punts in a season set in 1986...at 41.8 yards-per-punt, Gowin posted the third highest average by a rookie punter in Dallas history, and he also finished second in the NFL with an opponent's average drive start at the 22.5-yard line...his 12 touchbacks on 78 kickoffs were the seventh best figure in the NFC and 11th best in the NFL...his very first NFL punt went 54 yards at Pittsburgh, 8/31, and he finished the day with a 46.3-yard average (41.3 net) on four punts...he also had three touchbacks on eight kickoffs...the next week at Arizona, 9/7, Gowin averaged 46.8 yards on a season-high eight punts, including four 50+ yarders and he added three more touchbacks on six kickoffs...the biggest day of Gowin's young career came against Chicago 9/28, when he established a club record by averaging 55.3 yards-per-punt (six punts for 332 yards), topping the mark of 53.4 set by Ron Widby against New Orleans on 11/3/68...that average included a 72-yard punt, which was the second longest punt in the NFC in 1997 and the longest by a Cowboy since Danny White hit a 73-yarder against the L.A. Rams on 10/14/79...he also posted a season-high 44.8 net average against the Bears...Gowin's record setting performances continued at Washington, 10/13...by placing five of his six punts inside the Redskins' 20-yard line, he tied the club record for punts inside the 20 in a game...Washington's starting field position following punts that night came at the 17, 20, one, seven, 18 and 12-yard lines...Gowin didn't limit his play to punting the ball, recording a key special teams tackle at Philadelphia 10/26 to bring down Mark Seay following a 33-yard punt return...in the cold wind of Lambeau Field, Gowin averaged 43.0 yards per punt on six kicks at Green Bay, 11/23...he then came back four days later and averaged 46.5 yards-per-punt (41.8 net) against Tennessee, 11/27 on Thanksgiving Day...Gowin took over the holding duties on field goals and extra points in the second quarter against Carolina, 12/8, when Eric Bjornson suffered a fractured left fibula.

COLLEGE — As a senior at North Texas, Gowin was an All-Big West first-team selection after ranking 15th in the nation with a 44.3 yard average on 89 punts...Gowin was named to the Associated Press All-America third team, becoming the first Eagle to earn major college All-America honors since NFL Hall of Famer Joe Greene in 1969...he had a career-long 92-yard punt against Vanderbilt...as a junior, he ranked 19th in the nation with a 42.1 yard average...Gowin was an Academic All-Southland Conference choice as a sophomore.

PERSONAL — Gowin was an all-state, all-east Texas and all-district kicker at Jacksonville (Texas) HS ...as a senior, he averaged 38.5 yards-per-punt while converting 30-of-32 extra point attempts and five-of-eight field goal attempts...received his degree in kinesiology from the University of North Texas...he and his wife, Nikki, had their first son, Jaeger Brooks, this off-season...born March 30, 1975 in Jacksonville, Texas.

SAINTS VETERANS



Toby Gowin

Year	Team	GP	No.	Yds.	Avg.	Net	TB	I20	LG	Blk.
1997	Dallas	16	86	3592	41.8	35.4	9	26	72	0
1998	Dallas	16	77	3342	43.4	35.6	14	31	65	1
1999	Dallas	16	81	3500	43.2	35.1	10	24	64	0
2000	New Orleans	16	74	3043	41.1	32.3	8	22	58	0
2001	New Orleans	16	76	3180	41.8	39.0	7	24	62	0
Totals		80	394	16657	42.3	35.2	48	127	72	1
Saints Totals		32	150	6223	41.5	34.1	15	46	62	0

ADDITIONAL STATISTICS: Special Teams Tackles — (1997, 4); (1998, 2); (1999, 5); (2000, 11); (2001, 7) **Total: 29.** **Field Goals** — (1997, 0-1) **Total: 0-1.** **Rushing** — (1998, 1-33); (2000, 1-5) **Total 2-38.**


CAREER HIGHS: Punts — 9 at N.Y. Giants (9/12/98); **Gross Avg.** — 55.3, vs. Chicago (9/28/97); **Net. Avg.** — 45.3, vs. Washington (10/24/99); **Most Punts Inside the 20** — 5 (2x), at Washington (10/13/97) & vs. Philadelphia (12/12/99); **Long Punt** — 72, vs. Chicago (9/28/97).

POSTSEASON STATISTICS

Year	Team	GP	No.	Yds.	Avg.	Net	TB	I20	LG	Blk.
1998	Dallas	1	6	248	41.3	39.5	0	4	50	0
1999	Dallas	1	4	182	45.5	38.3	1	1	56	0
2000	New Orleans	2	11	441	40.1	30.6	1	3	50	0
Totals		4	21	871	41.5	33.2	2	8	56	0
Saints Totals		2	11	441	40.1	28.9	1	3	50	0

ADDITIONAL STATISTICS: Special Teams Tackles — (1999, 3) **Totals: 3.** **Field Goals** — (1999, 0-1) **Total: 0-1.**

CAREER HIGHS: Punts — 6 (2x), vs. St. Louis (12/30/00) & vs. Arizona (1/2/99); **Gross Avg.** — 45.5, vs. Minnesota (1/9/00); **Net. Avg.** — 39.5, vs. Arizona (1/2/99); **Most Punts Inside the 20** — 4, vs. Arizona (1/2/99); **Long Punt** — 56, at Minnesota (1/9/00).



LAMONT HALL

Tight End

Ht: 6-4 Wt: 260

Birthdate: 11/16/74

College: Clemson

Joined Saints: TR-00 (GB)

NFL Experience: 4th Season


81

PRO — This rugged player brings solid depth to the tight end position entering his fourth campaign. An exceptional blocker, he served as the Saints' second tight end for most of last season.

CAREER TRANSACTIONS — Acquired by the Saints, 7/31/00 from Green Bay along with quarterback Aaron Brooks for linebacker K.D. Williams and the Saints' 2001 third round draft pick. Re-signed by the Packers from San Francisco's practice squad, 9/21/99. Signed to San Francisco's practice squad, 9/16/99. Terminated from Green Bay's practice squad, 9/14/99. Signed to Green Bay's practice squad, 9/7/99. Waived by Green Bay, 9/5/99. Signed by Green Bay, 7/7/99. Re-signed by Tampa Bay to practice squad, 8/21/98. Waived by Tampa Bay, 8/25/98. Signed as an undrafted free agent by Tampa Bay, 4/24/98

2001 — Saw action in all 16 games with six starts...played a significant role in an offense that achieved a second consecutive top ten NFL ranking...caught two passes for 15 yards and also had one special teams tackle...had one assisted special teams tackle at Carolina, 10/14...had one reception for six yards, which he fumbled and did not recover at Atlanta, 12/9...had one reception for nine yards vs. Washington, 12/30. **2000** — Saw action in all 16 games, starting five when the Saints opened in a two

TE formation...also saw action in both playoff games, starting both in two TE formations...played an important role in the running game for Saints with his blocking abilities...hauled in five passes for 33 yards and one TD...had two receptions for 20 yards at Atlanta, 10/22...had a one-yard TD reception at Arizona, 10/29, his first TD reception since high school...started at TE in two-TE alignment vs. San Francisco, 11/5, and had one reception for six yards...started both playoff games in two-TE alignment. **1999** — Played in 14 games overall, primarily on special teams, closing out the season with six tackles (three solo)...also caught three passes for 33 yards...was signed to the Packers' 53-man active roster on 9/21, two days after Mark Chmura's season ended with a neck injury...earlier had been waived on the final cutdown for the regular season, 9/5, joining Green Bay's practice squad two days later...subsequently terminated on 9/14, he was signed to the 49ers' practice squad on 9/16, where





SAINTS VETERANS

he remained before returning to the Packers less than a week later...had his first NFL reception vs. Seattle, 11/1, a 13-yarder from Matt Hasselbeck...was the second TE vs. Carolina, 12/12 with Thomason out...caught an 11-yard pass at Minnesota, 12/12...had signed with the Packers as a free agent, 7/7, following completion of his NFL Europe season...played in four games, starting two, for the Rhein Fire during the 1999 NFL Europe season...5 receptions for 60 yards...also returned one kickoff for 15 yards...caught a season-long, 22-yard pass in his first game for the Fire, a 37-6 victory over the Scottish Claymores in Week 5. **1998** — Spent half of his rookie season on Tampa Bay's practice squad.

COLLEGE — Was a two-year starter and four-time

letterman (1994-97) at Clemson...redshirted in 1993...had 25 career receptions for 260 yards...also registered 23 special teams tackles...earned first-team All-Atlantic Coast Conference honors as a senior, when he caught 17 passes for 159 yards...was a second-team all-conference pick his junior year...made 13 stops on special teams his freshman season to lead the Tigers...holds a degree in history.

PERSONAL — An all-conference selection as a tight end at Clover (S.C.) HS...also was a Class 3A all-state performer in basketball and finished as the school's career scoring leader...hobbies include miniature golf...James Lamont Hall...born Nov. 16, 1974 in Clover, S.C.

Lamont Hall

RECEIVING

Year	Team	GP/GS	No.	Yds.	Avg.	LG	TD	Pts.
1999	Green Bay	14/0	3	33	11.0	13	0	0
2000	New Orleans	16/5	5	33	6.6	13	1	6
2001	New Orleans	16/6	2	15	7.5	9	0	0
Totals		46/11	10	81	8.1	13	1	6
Saints Totals		32/11	7	48	6.9	13	1	6

ADDITIONAL STATS: Special Teams Tackles: (2001; 1) **Total:** 1.

CAREER HIGHS: Receptions — 2, at Atlanta (10/22/00); **Receiving Yards** — 20, at Atlanta (10/22/00); **Long Reception** — 13 (2x), vs. Seattle (11/1/99) & at Atlanta (10/22/00); **Receiving TDs** — 1, at Arizona (10/29/00).

POSTSEASON STATISTICS

RECEIVING

Year	Team	GP/GS	No.	Yds.	Avg.	LG	TD
2000	New Orleans	2/0	0	0	0.0	0	0
Totals		2/0	0	0	0.0	0	0



NORMAN HAND

Defensive Tackle

Ht: 6-3 Wt: 310 Birthdate: 9/4/72

College: Mississippi

Joined Saints: UFA-00 (SD)

NFL Experience: 8th Season

99


PRO — One of NFL's top success stories, Hand moved to New Orleans in 2000 from San Diego. Serving as the burly run-stuffer in the Saints' scheme, Hand helped the Saints run defense to upper half finishes in the NFL rankings for the past two seasons. The defense recorded an NFL-high 66 sacks in 2000 and an NFC-high 53 in 2001.

CAREER TRANSACTIONS — Was placed on reserve/injured by the Saints, 1/4/02. Signed by the Saints, 2/23/00. Signed by San Diego off waivers from Miami, 8/25/97. Waived by Miami, 8/24/97. Selected by Miami in the fifth round (158th overall) of the 1995 NFL Draft.

HONORS — **2000:** Football Digest Second Team All-Pro. **1999:** Chargers Co-Lineman of the Year (teammates). **1998:** Chargers Lineman of the Year (teammates), AFC Defensive Player of the Week, Week 7.

2001 — Played and started in 13 games at LDT...recorded 34 tackles (20 solo) and 3.5 sacks for

-17.5 yards...missed the final three games after he started the first 13 contests...inactive for games 14-15 with left foot injury suffered in game 13 and placed on reserve/injured, 1/4/02...recorded two solo tackles and two assisted tackles at Buffalo, 9/9...had one solo tackle and one assisted tackle at Carolina, 10/14, the 50th start of his career...had five tackles vs. N.Y. Jets, 11/4...recorded two tackles and one sack for -1 yard at New England, 11/25...had one solo stop and one sack for -9 yards vs. Carolina, 12/2...recorded three tackles and 1.5 sacks for -7.5 yards at Atlanta, 12/9...had one assisted tackle vs. St. Louis, 12/17...suffered right foot



sprain in second quarter and left, but returned to game in second half. **2000** — Played and started 15 games and two playoff games on the season, all at LDT...Recorded career-high 58 tackles (38 solo), three sacks for -21 yards, one pass defense, and one forced fumble...tied a career-high with eight tackles (four solo) vs. Philadelphia, 9/24...also had one forced fumble...had four solo tackles, one assisted tackle, and one sack for -8 yards at Atlanta, 10/22...had five solo tackles, one assisted tackle, and one sack for -6 yards at Carolina, 11/12...tied career high in tackles with eight (four solo) vs. Oakland, 11/19...left game temporarily in third quarter at St. Louis, 11/26 with plantar fascia injury in left foot...left game with sprained foot, 12/3, vs. Denver...was declared inactive due to foot injury, vs. San Francisco, 12/10...recorded nine tackles (five solo) and one pass defense in both playoff games. **1999** — Played and started 14 games, all at LDT...inactive for two...finished the year ranked third on the team with career-high 55 tackles (41 solo)...also posted four sacks (17.5 yards) and three pass defenses, sharing team co-lineman of the year honors...tackle total was first among the Chargers' linemen...had six tackles and two shared sacks in game 15 vs. Oakland, 12/26...six tackles vs. Green Bay, 10/24 and at Kansas City, 10/31...had a season-best and career-high seven tackles and a sack against Seattle, 10/17...got his first sack of the season, at Detroit, 10/10, to go along with five tackles...at Miami, 12/19, recorded his third sack of the season with three tackles and a pass defense. **1998** — Exploded to prominence while starting all 16 games in 1998, having what many thought was a Pro Bowl-caliber season for NFL's top-ranked defense...in addition to leading Chargers with career-high six sacks, Hand also set career highs with 49 tackles, two interceptions, one forced fumble and eight pass defenses...teammates honored Hand by naming him Lineman of the Year in 1998...named AFC Defensive Player of the Week 7 for his effort against Philadelphia when he returned his first career interception 17 yards to set up a Chargers score while adding a sack, five tackles and two pass defenses in 13-10 win...second interception came in game 14 at Seattle 12/13, which he returned 30 yards...led Chargers with career-high

three sacks for career-best 22 yards as San Diego's defense held Oakland to two first downs, 159 total yards and just 18 yards rushing at Oakland, 10/11. **1997** — Claimed by San Diego off waivers from Miami, 8/25 prior to season opener...started one game and played in 15...started at New Orleans, 9/7 and had season-high three tackles...finished season with 19 tackles and one sack...also had season-high three tackles vs. Carolina, 9/14...sack came vs. Baltimore, 9/28. **1996** — Played in nine games with Miami...finished season with six tackles, one-half sack and a fumble recovery...made NFL debut in reserve role at Indianapolis, 9/23...had one tackle and one-half sack (shared with Trace Armstrong) of Buffalo quarterback Jim Kelly at Buffalo, 10/13...recovered fumble on final play of game following Daniel Stubbs sack of Jim Kelly to preserve Miami's 16-14 victory at Buffalo, 12/16. **1995** — Inactive for all 16 regular-season games and one postseason contest with Miami as rookie in 1995.

COLLEGE — Two-year starter at Mississippi...transferred from Itawamba (Miss.) CC...started every game at left defensive tackle as senior...named second team All-SEC...recorded 61 tackles, 3.5 sacks, three tackles for loss, one interception and one fumble recovery...played in all 11 games with nine starts as junior...two-year starter at Itawamba...recorded 135 tackles, three fumble recoveries, four forced fumbles, 33 tackles for loss and 18 sacks...earned All-State honors as sophomore.

PERSONAL — Earned three letters in football and also played baseball at Walterboro High School in Walterboro, SC...honorable mention All-America by Parade and USA Today as senior...selected as South Carolina High School Defensive Lineman of the Year as senior...caught 25 passes for 526 yards while playing tight end as junior...Norman and his former Chargers teammate Terrance Shaw finished first at NFL Arm Wrestling Championships in 1999...majored in criminal justice...Norman and his wife, Tammy, have a son, Norman Derrell, Jr., and a daughter, Alexis Ariel...Norman L. Hand...born Sept. 4, 1972 in Queens, N.Y.

Norman Hand

Year	Team	GP/GS	S	A	TT	Sk.-Yds.	Int-Yds.-LG	PD	FF	FR
1995	Miami	0/0	0	0	0	0-0	0-0-0	0	0	0
1996	Miami	9/0	4	2	6	0.5-5	0-0-0	0	0	1
1997	San Diego	15/1	16	3	19	1-4	0-0-0	0	0	0
1998	San Diego	16/16	42	7	49	6-35	2-47-30	8	1	0
1999	San Diego	14/14	41	14	55	4-17.5	0-0-0	3	0	0
2000	New Orleans	15/15	43	22	65	3-21	0-0-0	1	1	0
2001	New Orleans	13/13	20	14	34	3.5-17.5	0-0-0	0	0	0
Totals		82/59	166	62	228	18-100	2-47-30	12	2	1
Saints Totals		28/28	63	36	99	6.5-38.5	0-0-0	1	1	0

CAREER HIGHS: Tackles — 8 (2x), vs. Oakland (11/19/00) & vs. Philadelphia (9/24/00); **Sacks** — 3, at Oakland (10/11/98); **Interceptions** — 1 (2x), vs. Philadelphia (10/18/98) & at Seattle (12/13/98); **Int. Ret for TD** — 0; **Forced Fumbles** — 1 (2x), last time vs. Philadelphia (9/24/00); **Fumble Recoveries** — 1, at Buffalo (12/16/96).

POSTSEASON STATISTICS

Year	Team	GP/GS	S	A	TT	Sk.-Yds.	Int-Yds.-LG	PD	FF	FR
2000	New Orleans	2/2	5	4	9	0-0	0-0-0	1	0	0
Totals		2/2	5	4	9	0-0	0-0-0	1	0	0

CAREER HIGHS: Tackles — 5, vs. St. Louis (12/30/00); **Sacks** — 0; **Interceptions** — 0; **Int. Ret for TD** — 0; **Forced Fumbles** — 0; **Fumble Recoveries** — 0.



SAINTS VETERANS



MICHAEL HAWTHORNE

Cornerback

Ht: 6-3 Wt: 200 Birthdate: 1/26/77

College: Purdue

Joined Saints: D6b-00

NFL Experience: 3rd Season

36

PRO — A big cornerback with excellent coverage ability and speed. Primarily used on special teams and in nickel and dime defensive packages during his second season. He is expected to challenge for a starting spot in 2002.


CAREER TRANSACTIONS — Selected by the Saints with their second pick in the sixth round of the 2000 NFL Draft (195th overall). Choice was acquired from Indianapolis along with the 158th pick (Austin Wheatley) in exchange for the 138th pick.

2001 — Hawthorne continued to work himself into the defensive rotation in 2001 while battling sprained right ankle and hamstring injuries, which caused him to miss five games...appeared in 11 games, starting two...was declared inactive for four games...started at LCB in games 11 and 12...for the season, recorded 21 tackles (16 solo), four pass defenses and eight special teams tackles (five solo)...had two solo tackles, one assisted tackle and one special teams tackle vs. Buffalo, 9/9...recorded one solo tackle, one pass defense, three solo special teams tackles and one assisted special teams tackle vs. Minnesota, 10/7...declared inactive due to hamstring injury vs. Atlanta, 10/21...tied a then-career high with 3 solo tackles at San Francisco, 11/11 before leaving game in second quarter with sprained right ankle...in first career start at LCB, recorded two solo tackles and two assisted tackles vs. Carolina, 12/2...started following week at Atlanta, 12/9 and recorded a career-high five solo tackles and one pass defense...suffered a sprained right foot in third quarter vs. St. Louis, 12/17 and did not return. **2000** — Participated in 11 games for the Saints, starting in dime packages at Carolina, 11/12...saw extensive action on special teams...saw action in both playoff games, and also started NFC Divisional Playoff in dime package...posted eight solo tackles, three assisted tackles and two pass defenses in postseason...excelled on special teams, with 10 tackles and one fumble recovery...declared inactive for games 2-3, and 4-7 (ankle sprain)...one assisted special teams tackle and one special teams forced fumble at Arizona, 10/29...started at CB in dime package at Carolina, 11/12, and had a season-high four tackles (three solo), and one pass defense...left game after first play with high ankle sprain vs. Oakland, 11/19...had two solo tackles, one assisted tackle, and two special teams tackles at St. Louis, 11/26...had two defensive tackles and a team-high four special teams

tackles (two solo) vs. St. Louis, 12/24.

COLLEGE — Started in 23 of 33 games at Purdue (1996-99) and compiled 104 total tackles...had four interceptions...played in eight regular season games as a senior in 1999, including seven starts...missed final three regular-season games with hamstring injury...tied for third in Big Ten with three fumbles forced...second on team with six pass breakups...recorded 21 tackles, including 12 solo and two for a loss...had a sack against Northwestern on 9/25/99...had a stellar game in Outback Bowl against Georgia, recording nine tackles (six solo), and two pass defenses...started first four games in 1998 before suffering season-ending back injury at Notre Dame, 9/26...had 22 tackles, two interceptions, three pass breakups and one forced fumble...had five tackles, one interception and two pass breakups at Southern California, 8/30...intercepted a pass in the end zone and returned it 65 yards before pitching to Billy Gustin for a touchdown against Central Florida on 9/19...started all 12 games at cornerback in 1997...ranked seventh on team with 58 tackles (31 solo)...intercepted a pair of passes and returned them for 45 yards...broke up a team-leading seven passes, forced one fumble, and blocked one kick...had career-high eight tackles against Michigan State 11/8...played in nine games and had three solo tackles as a redshirt freshman in 1996...redshirted as a freshman in 1995...earned a bachelor's degree in engineering graphic design and management.

PERSONAL — Two-year starter at Booker (Sarasota, Fla.) HS...as senior had 13 catches for 242 yards with five touchdowns and 63 tackles, six interceptions and nine pass breakups...third team all-state, first team all area and first team all-district as a defensive back, ...Sarasota Herald-Tribune all-area as a free safety...team won district championship...MVP of his basketball team...hobbies are fishing and hunting...Michael Seneca Hawthorne...born Jan. 26, 1977 in Sarasota, Fla.



SAINTS VETERANS



Michael Hawthorne

Year	Team	GP/GS	S	A	TT	Sk.-Yds.	Int-Yds.-LG	PD	FF	FR
2000	New Orleans	11/1	8	3	11	0-0	0-0-0	2	0	0
2001	New Orleans	11/2	16	5	21	0-0	0-0-0	4	0	0
Totals		22/3	24	8	32	0-0	0-0-0	6	0	0

ADDITIONAL STATS: Special Teams Tackles — (2000, 10); (2001, 8) Total: 18.

CAREER HIGHS: Tackles — 5, at Atlanta (12/9/01); **Sacks** — 0; **Interceptions** — 0; **Int. Ret for TD** — 0; **Forced Fumbles** — 0; **Fumble Recoveries** — 0.

POSTSEASON STATISTICS

Year	Team	GP/GS	S	A	TT	Sk.-Yds.	Int-Yds.-LG	PD	FF	FR
2000	New Orleans	2/1	2	0	2	0-0	0-0-0	0	0	0
Totals		2/1	2	0	2	0-0	0-0-0	0	0	0

ADDITIONAL STATS: Special Teams Tackles — (2000, 1) Total: 1.

CAREER HIGHS: Tackles — 2, at Minnesota (1/6/01); **Sacks** — 0; **Interceptions** — 0; **Int. Ret for TD** — 0; **Forced Fumbles** — 0; **Fumble Recoveries** — 0.



SEDRICK HODGE

Linebacker

Ht: 6-4 Wt: 244 Birthdate: 9/13/78

College: North Carolina

Joined Saints: D3a-01

NFL Experience: 2nd Season

52

PRO — Young linebacker served as a backup before starting the season finale. Contributed on special teams his rookie year and finished as the leading tackler for the coverage units. He is expected to play a greater role in the defense as a starter in 2002 at one of the outside linebacker positions.


CAREER TRANSACTIONS — Selected in the third round by the Saints (70th overall) in the 2001 NFL Draft.

2001 — Appeared in all 16 games, starting season finale at LCB...finished with nine solo tackles, one pass defense and a team-leading 19 special teams tackles...Saw action at LB in games 1, 10 and 13-16...had one solo tackle, one pass defense, two special teams tackles and one assisted special teams tackle in NFL debut at Buffalo, 9/9...recorded two special teams tackles at N.Y. Giants, 9/30...had two solo special teams tackles and one assisted special teams stop at St. Louis, 10/28...recorded one solo tackle and one special teams tackle vs. Washington, 12/30...in first start of career vs. San Francisco, 1/6/02, recorded a career-high five solo tackles.

COLLEGE — Emerged as a three year starter for North Carolina, starting every game in that period and finishing his career with 265 tackles (167 solo) and 10.5 sacks for minus 84 yards...ranked third on the team with 82 tackles (55 solo), seven sacks for minus 57 yards, four pass defenses and four forced fumbles his senior year, as he was named an All-America second team selection by the Sports Xchange, adding All-ACC first team honors...as a junior and senior, was the recipient of the George Barclay award, given to the

team's top linebacker...as a junior, had 79 tackles (52 solo), three forced fumbles, one interception and three pass defenses...as a sophomore had a career-high 89 tackles (50 solo), 3.5 sacks for -27 yards, two fumble recoveries, six pass defenses and one interception.

PERSONAL — First-team All-State selection at outside linebacker by the Atlanta Journal Constitution at Westminster (Atlanta, Ga.) School...First-team All-City and All-Northside Atlanta pick...received the school's award for the Best All-Around Athlete...led his team to the state semifinals, making 106 tackles, including 88 solo stops, with 10 sacks, as he recovered four fumbles, broke up two passes and had one interception as a senior...averaged ten points and ten rebounds per game in basketball...fourth in the state in the long jump as a junior...won the H.J. Stegeman Trophy at the Class 2-A state meet as a senior, given to the High Point Champion...won the 100 and 200 meters, was third in the long jump and was a member of the first place 4x100 relay at the 1997 state meet...honor roll student...communications major at UNC...hopes to become a sports broadcaster once his playing days are over...Sedrick Jamaine Hodge...born Sept. 13, 1978 in Fayetteville, Ga.





SAINTS VETERANS

Sedrick Hodge

Year	Team	GP/GS	S	A	TT	Sk.-Yds.	Int.-Yds.-LG	PD	FF	FR
2001	New Orleans	16/1	9	0	9	0-0	0-0-0	1	0	0
Totals		16/1	9	0	9	0-0	0-0-0	1	0	0

ADDITIONAL STATS: Special Teams Tackles — (2001, 19) Total: 19.

CAREER HIGHS: Tackles — 5, vs. San Francisco (1/6/02); Sacks — 0; Interceptions — 0; Int. Ret for TD — 0; Forced Fumbles — 0; Fumble Recoveries — 0.



CURTIS HOLDEN

Linebacker


Ht: 6-2 Wt: 232 Birthdate: 3/17/79

College: Washington State

Joined Saints: FA-01

NFL Experience: 2nd Season

57



PRO — A tough, fleet-footed linebacker who played 12 games as a rookie in 2001 primarily on special teams. Signed off the practice squad after spending training camp with the team.

CAREER TRANSACTIONS — Signed by the Saints off the practice squad, 10/16/01. Signed by the Saints to the practice squad, 9/3/01. Waived by the Saints, 9/2/01. Signed by the Saints as an undrafted free agent, 7/23/01.

2001 — After being signed by the Saints off the practice squad, he had one solo tackle and 12 special teams tackles in 12 games...saw first action on defense vs. San Francisco, 1/6/02 and had a solo tackle...two special teams tackles in his NFL debut vs. Atlanta, 10/21...had two solo special teams tackles and one assisted special teams tackle at Atlanta, 12/9.

COLLEGE — Played for Washington State from 1999-00...redshirted for his senior season in 2000...came to WSU in 1999 from San Francisco (Calif.) CC and started 11 of the Cougars' 12

games...had 15 tackles at Stanford and also picked off a pass...had 14 tackles at Washington...11 tackles in his first game as a Cougar at Utah...first team All-Golden Gate Conference selection as a sophomore at San Francisco CC...junior college All-American choice...had 115 tackles, five sacks and two interceptions for 11-1 squad...played mostly on special teams as a freshman.


PERSONAL — Attended J. Eugene McAteer (San Francisco, Calif.) HS...earned three letters as a running back and outside linebacker...Curtis R. Holden...born March 17, 1979 in San Francisco, Calif.

Curtis Holden

Year	Team	GP/GS	S	A	TT	Sk.-Yds.	Int.-Yds.-LG	PD	FF	FR
2001	New Orleans	12/0	1	0	1	0-0	0-0-0	0	0	0
Totals		12/0	1	0	1	0-0	0-0-0	0	0	0

ADDITIONAL STATS: Special Teams Tackles — (2001, 12) Total: 12.

CAREER HIGHS: Tackles — 1, vs. San Francisco (1/6/01); Sacks — 0; Interceptions — 0; Int. Ret for TD — 0; Forced Fumbles — 0; Fumble Recoveries — 0.



JOE HORN

Wide Receiver

Ht: 6-1 Wt: 206 Birthdate: 1/16/72

College: Itawamba (Miss.) J.C.

Joined Saints: UFA-00 (KC)

NFL Experience: 7th Season

87



PRO — Standout receiver enjoyed another excellent season, which culminated in his second consecutive Pro Bowl selection. He broke several single season team receiving records in 2000 and continued his torrid pace in 2001, as he became the second Saints receiver to accomplish back to back 1,000-yard seasons (Eric Martin 1988-89) and accomplished back to

back seasons of 80 receptions or more (Quinn Early 1994-95). Ranked 10th on Saints all-time reception list (177) after two seasons, no Saint has had more receptions in two seasons. Set club record for most catches in a season (94) and most receiving yards in a season (1,340) in 2000.

CAREER TRANSACTIONS — Signed by the Saints as an unrestricted free agent, 2/13/00. Selected by Kansas City in the fifth round (135th overall) of the 1996 NFL Draft.

HONORS — 2001: Pro Bowl, All-Madden. 2000: Pro Bowl, Saints Offensive Player of the Year (vote by teammates), All-Madden.

2001 — Started all 16 games and finished the season with a team-leading 83 receptions for 1,265 yards and nine touchdowns...the 83 receptions by Horn are the second-highest of his career to the club-record 94 he had in 2000...finished the season tied for sixth in the NFC in scoring among nonkickers (54), fifth in receptions, fifth in the NFC and ninth in the NFL in receiving yards, 11th in total yards from scrimmage (1,269), 12th in first downs (59) and tied for 4th in the NFC and 8th in the NFL in third down receptions (26)...Horn and Willie Jackson teamed to become the first 1,000-yard receiving tandem in club history...recorded four receptions for 78 yards at Carolina, 10/14...recorded five receptions for 74 yards vs. Atlanta, 10/21...enjoyed first 100-yard receiving game of season and sixth of career in come-from behind 34-31 victory at St. Louis, 10/28, when he had eight receptions for 121 yards and two TDs. That total tied a career-high in TD receptions...his 46-yard scoring grab on the second play from scrimmage in the third quarter helped spark a comeback drive where New Orleans scored 25 unanswered points...with 9:33 remaining in third quarter, Horn made a six-yard TD grab to improve New Orleans' deficit to 24-22...recorded six receptions for 99 yards and 2 TD (tying a career-high) in 28-27 loss at San Francisco, 11/11...Horn's six yard scoring grab with 3:11 remaining in third quarter gave the Saints a 24-21 lead...enjoyed second 100-yard game of season when he recorded eight receptions for 148 yards vs. Indianapolis...also played a role in one of the most controversial plays of 2001 when he ran into official Phil Luckett on a sure second quarter TD, resulting in Luckett knocking the ball down out of Horn's hands...set a career high in receptions vs. Carolina, 12/2 when he made 13 catches for 150 yards and a TD...Horn's 17-yard TD reception from Aaron Brooks with 1:35 remaining in the game helped New Orleans rally from a three-point deficit to take a 27-23 lead...fourth 100-yard receiving game following week at Atlanta, 12/9, when he grabbed seven passes for 138 yards and one TD...Horn's fourth quarter 50-yard reception in the fourth quarter helped give the Saints a 21-10 lead in the 28-10 victory over the Falcons...vs. St. Louis, 12/17, Horn's 6-yard TD reception in the second quarter helped the Saints keep pace with the Super Bowl finalists, evening the game at 14-14 near the end of the

half...Horn tied a career-high with two TD receptions on four catches for 55 yards for the third time that season with two second half scoring grabs at Tampa Bay, 12/23. 2000 — Had the finest season ever for a Saints wide receiver, finishing with 94 receptions for 1,340 yards (14.3 avg., 52 long) and eight TDs...reception total was fourth in the NFC and yardage total was fifth in the conference...eclipsed Eric Martin's prior receiving records in both categories (85 receptions - 1988, 1090 yards - 1989)...tied for second in team history in TD receptions...led or shared team lead in receiving in 13 games and led team in receiving yards in 12 games...the only offensive player, excluding linemen, to start all 16 regular season games...tied for first in the NFC with 31 third-down receptions...made 63 first downs on his 94 catches, third among NFC receivers...opened the season with a then career-high five receptions for 58 yards vs. Detroit, 9/10...broke all his receiving records the next game, hauling in 12 passes for 116 yards and TD receptions of six and eight yards...had four receptions for 78 yards with TDs for 47 and 4 yards, tying his career high in the latter area at Chicago, 10/8...had breakout game vs. San Francisco, 11/5, recording ten receptions for a career-high 180 yards and one TD...this was the third-highest receiving yard day in Saints history and the ninth-best in the NFL in 2000...led team with seven receptions for 77 yards in victory at St. Louis, 11/26...went over the 1,000 yard receiving mark with his 10-reception, 170-yard performance vs. Denver, 12/3...on 12/10 at San Francisco, had five catches for 105 yards, setting the Saints record for yards in a season (1,164) and tied Quinn Early for 2nd place in receptions (82)...shattered several records with his seven receptions, 116-yard performance vs. Atlanta, 12/17:broke Eric Martin's record for receptions in a season (89), tied Martin's record for most 100 yard games in a season, and became the first Saints player to have three consecutive 100-yard receiving games...started NFL Wild Card Playoff game vs. St. Louis, 12/30, and left game in first quarter with right ankle sprain...was declared inactive in NFC Divisional Playoff at Minnesota, 1/6/01, due to right ankle sprain. 1999 — Saw duty at WR and action on special teams in 16 games (one start), ranked third on the team, recording career highs with 35 catches for 586 yards and a career-best six TDs after producing just 18 catches for 293 yards and 1 TD in his first 3 seasons...ranked second on the club with nine catches of 20 or more yards...also produced two rushes for 15 yards...tallied eight special teams tackles (four on kickoff coverage and four on punt coverage) while downing three punts inside the 20...also returned nine kickoffs for 165 yards and one punt for 18 yards...had two catches for 35 yards, including a 25-yard TD catch vs. Detroit, 10/3...also produced one special teams tackle and downed two punts inside the 20-yard line, pinning one at Detroit's 10-yard line and another on the seven-yard line...tallied two catches for 41 yards, including a 31-yard TD at San Diego, 10/3...also recorded two tackles on special teams and downed a Daniel Pope punt on the Chargers two-yard line...set a career high with four catches for 75 yards vs. New England, 10/10, with a 32-yard reception...caught one pass for 17 yards and made two special teams tackles



SAINTS VETERANS

at Baltimore, 10/21...produced a team-high three receptions for 26 yards and a TD vs. San Diego, 10/31 and collected one special teams tackle...made his lone start of the season at WR, producing two catches for 20 yards at Indianapolis, 11/7...also returned kickoffs, replacing an injured Tamarick Vanover, posting single game career highs with 131 yards on six returns (21.8 average)...saw reserve duty at WR, recording three catches for a team-high 63 yards at Tampa Bay, 11/14, including a 50-yard TD reception...tallied two receptions for a team-high 36 yards at Denver, 12/5 and recorded one rush for six yards on a reverse...posted four receptions for a team-high 65 yards vs. Minnesota, 12/12...made one catch for 23 yards and one rush for nine yards vs. Pittsburgh, 12/18...also made two special teams tackles and returned one punt for 18 yards...posted three catches for a career-high 92 yards at Seattle, 12/26, including a career-long 76-yard reception for a TD...recorded four catches for 62 yards and a TD vs. Oakland, 1/2/00 and returned three kickoffs for 34 yards after Vanover left the game with a sprained ankle. 1998 - Saw action at wide receiver and on special teams in all 16 games with one stat...caught 14 passes for 198 yards (14.1 avg.) with one TD...finished tied for fourth on the squad with 11 special teams tackles...had 11 kickoff returns for 233 yards as well...nabbed two passes for 15 yards vs. Oakland, 9/6, and also recovered a fumble on special teams...returned the first three kickoffs of his career for 66 yards at Jacksonville, 9/13 and added a pair of receptions for 29 yards...snared two receptions for a career-high 68 yards, including a career-long 57-yard bomb from Rich Gannon at Philadelphia, 9/27...lined up at WR for his first career start vs. Pittsburgh, 10/26...had a 95-yard kickoff return for a touchdown nullified because of a penalty, but rebounded with a career-long 37 yard KO runback later in the game...had three kick returns for 60 yard vs. the N.Y. Jets, 11/1, and returned four kicks for 70 yards at Seattle, 11/8...hauled in one pass for 17 yards vs. Arizona, 11/29...caught two passes for 34 yards, including his first career TD on a 26-yard pass from Gannon at Denver, 12/6. 1997 - Active for eight games, seeing special teams duty in all those contests and taking snaps at wide receiver in seven of those games...was also listed as the club's sixth cornerback for much of the season, but did not see any game action at that position...inactive for the season's first four weeks before cracking the lineup on special teams vs. Seattle, 9/28...on the inactive list the following four games before seeing action on both offense and special teams in the season's final seven contests...had two catches for 65 yards on the year, a 47-yard catch at Jacksonville, 11/9 and an 18-yard grab vs. Denver, 11/16...tied for seventh on the club with six special teams tackles (all solo)...made one of the biggest special teams plays of the year with the Chiefs clinging to

a 17-14 lead in the fourth quarter at Seattle, 11/23...blocked a Kyle Richardson punt out of the end zone for a safety in Kansas City's 19-14 win...caught a 50-yard bomb from Elvis Grbac in the club's playoff contest vs. Denver, 1/4/98. 1996 - Saw action in nine games on special teams and took snaps on offense in six contests...finished the year with two catches for 30 yards with a long of 21...posted three tackles on special teams...saw his first action on special teams at Seattle, 9/15 and made a touchdown-saving tackle of Steve Broussard on an 86-yard kickoff return...the Chiefs defense held and did not allow the Seahawks to score on that drive...initial NFL duty at receiver came vs. Seattle, 10/17...first reception with the Chiefs was a nine-yard grab at Denver, 10/27...caught one pass for 21 yards vs. Green Bay, 11/10...had one carry for seven yards on an end around vs. Chicago, 11/17. CFL (1994-95) - Started 17 games for the CFL's Memphis Mad Dogs in '95...ranked fifth in the CFL in receiving yardage and led his club with 71 catches for 1,414 yards (19.9 avg.) and five TDs...that average of 19.9 yards per catch led all CFL receivers with 35 or more catches...his 71 receptions were the fourth-highest total for a first-year player in the history of the CFL...while his yardage total was the third-best mark ever for a CFL rookie...was nominated for CFL Rookie of the Year accolades and was a member of the CFL South Division All-Star team...also returned two kickoffs for 17 yards...posted six 100-yard receiving days in '95...in his first pro game, he caught seven passes for 131 yards with one TD at Calgary, 6/29...best outing of the season came at Shreveport, 9/3 when he hauled in five passes for 143 yards, including a 90-yard TD bomb from quarterback Rickey Foggie on the Mad Dogs first play from scrimmage...hauled in five receptions for 132 yards vs. Saskatchewan, 7/14...led all receivers in the club's outing vs. Baltimore, 8/12, grabbing seven passes for 118...quarterback at Memphis for most of the season was Damon Allen, the younger brother of former Chiefs running back Marcus Allen.

COLLEGE - Played two seasons (1991-92) as a wide receiver at Itawamba (Miss.) JC...racked up 54 catches for 878 yards (16.3 avg.) and seven TDs during his two seasons at Itawamba...also handled punt and kickoff returns.

PERSONAL - Was out of football in 1993...spent the year washing dishes and working in a furniture factory to support his family...a standout wide receiver, quarterback, running back and defensive back at Douglas Byrd (Fayetteville, N.C.) HS...ran the 100 meters in 10.39 as a member of the track team...also lettered in basketball...he and his wife, Lachreshia, have a daughter, Jhia, and a son, Joseph...Joseph Horn...born Jan. 16, 1972 in New Haven, Conn.

SAINTS VETERANS



Joe Horn

Year	Team	GP/GS	RECEIVING					RUSHING					Pts.
			No.	Yds.	Avg.	LG	TD	No.	Yds.	Avg.	LG	TD	
1996	Kansas City	9/0	2	30	15.0	21	0	1	7	7.0	7	0	0
1997	Kansas City	8/0	2	65	32.5	47	0	0	0	0.0	0	0	0
1998	Kansas City	16/1	14	198	14.1	57	1	0	0	0.0	0	0	6
1999	Kansas City	16/1	35	586	16.7	76	6	2	15	7.5	9	0	36
2000	New Orleans	16/16	94	1340	14.3	52	8	6	10	1.7	16	0	48
2001	New Orleans	16/16	83	1265	15.2	56	9	1	4	4.0	4	0	54
Totals		81/34	230	3484	15.1	76	24	10	36	3.6	16	0	138
Saints Totals		32/32	177	2605	14.7	56	17	7	14	2.0	16	0	102

KICKOFF RETURNS

Year	Team	No.	Yds.	Avg.	LG	TD
1996	Kansas City	0	0	0.0	0	0
1997	Kansas City	0	0	0.0	0	0
1998	Kansas City	11	233	21.2	37	0
1999	Kansas City	9	165	18.3	28	0
2000	New Orleans	0	0	0.0	0	0
2001	New Orleans	0	0	0.0	0	0
Totals		20	398	19.9	37	0
Saints Totals		0	0	0.0	0	0

PUNT RETURNS

Year	Team	No.	Yds.	Avg.	LG	TD
1996	Kansas City	0	0	0.0	0	0
1997	Kansas City	0	0	0.0	0	0
1998	Kansas City	1	6	6.0	6	0
1999	Kansas City	1	18	18.0	18	0
2000	New Orleans	0	0	0.0	0	0
2001	New Orleans	0	0	0.0	0	0
Totals		2	24	12.0	18	0
Saints Totals		0	0	0.0	0	0

ADDITIONAL STATS: Passing - (2001, 1 att., 0 comp., 0 int., 0 yds., 0 LG, 39.6 passer rating) **Total: 1 att., 0 comp., 0 int., 0 yds., 0 LG, 39.6 passer rating; Special Teams Tackles** - (1996, 3); (1997, 6); (1998, 10); (1999, 10) **Total: 27; Blocked Punts** - (1997, 1) **Total: 1. Fumble Recoveries** - (2000, 1) **Total: 1; Blocked Punts** - (1997, 1) **Total: 1. CAREER HIGHS: Receptions** - 13 vs. Carolina (12/2/01); **Receiving Yards** - 180, vs. San Francisco (11/5/00); **Long Reception** - 76, at Seattle (12/26/99); **Receiving TDs** - 2 (4x), last time at San Francisco (11/11/01); **Rushes** - 1 (10x), last time at N.Y. Giants (9/30/01); **Rushing Yards** - 16, at Arizona (10/29/00); **Long Rush** - 16, at Arizona (10/29/00); **Rushing TDs** - 0; **Kickoff Returns** - 6, at Indianapolis (11/7/99); **Kickoff Return Yards** - 131, at Indianapolis (11/7/99); **Long Kickoff Return** - 37, vs. Pittsburgh (10/26/98); **Kickoff Returned for TD** - 0; **Punt Returns** - 1 (2x), vs. Oakland (9/6/98) & vs. Pittsburgh (12/18/99); **Punt Return Yards** - 18, vs. Pittsburgh (12/18/99); **Long Punt Return** - 18, vs. Pittsburgh (12/18/99); **Punt Returned for TD** - 0.

POSTSEASON STATISTICS

Year	Team	GP/GS	RECEIVING					RUSHING					Pts.
			No.	Yds.	Avg.	LG	TD	No.	Yds.	Avg.	LG	TD	
1997	Kansas City	1/0	1	50	50.0	50	0	0	0	0.0	0	0	0
2000	New Orleans	1/1	0	0	0.0	0	0	0	0	0.0	0	0	0
Totals		2/1	1	50	50.0	50	0	0	0	0.0	0	0	0
Saints Totals		1/1	0	0	0.0	0	0	0	0	0.0	0	0	0

CAREER HIGHS: Receptions - 1, vs. Denver (1/4/98); **Receiving Yards** - 50, vs. Denver (1/4/98); **Long Reception** - 50, vs. Denver (1/4/98); **Receiving TDs** - 0.

CHIEF CELEBRATES 30 YEARS

This season commemorates a rare accomplishment in franchise history, as the Saints celebrate the 30th year of employment for equipment manager **Dan Simmons**. Known affectionately to all around the training facility as "Chief", Simmons is only the second employee to reach three decades with the team since its founding in 1967. He was hired by the Saints for his current position on April 1, 1973, and has been with the organization longer than any other current employee.

Dedication to an NFL team runs in his blood, as his father, Bill, was the equipment manager for the St. Louis Football Cardinals for 22 years. Dan, who in 1994 was honored as the first recipient of the Whitey Zimmerman Award recognizing the NFL's Equipment Manager of the Year, came to New Orleans after working with his father.

Longevity is a tradition in the Saints' equipment department. Simmons' trusted assistant, **Glenn "Silky" Powell**, has been with the club since September of 1974.



SAINTS VETERANS



KEVIN HOUSER

Long Snapper

Ht: 6-2 Wt: 250 Birthdate: 8/23/77
College: Ohio State
Joined Saints: D7-00
NFL Experience: 3rd Season

47

PRO — The 2000 seventh-round draft choice has become one of the top long snappers since entering the NFL.

CAREER TRANSACTIONS — Selected by the Saints in the seventh round (228th overall) of the 2000 NFL Draft.


2001 — Appeared in all 16 games and handled all long snapping duties, snapping for all punts and placements...also had three special teams tackles.

2000 — Appeared in all 16 regular season games and both playoff contests his rookie season in long snapping duties, snapping for all punts and placements...had three special teams tackles (two solo).

COLLEGE — Handled long snapping duties for the Buckeyes from 1996-99, while also seeing action at tight end and on special teams...made six receptions for 55 yards in 12 games with two touchdown catches as a senior in 1999...played in all 12 games as a long snapper on special teams and also as a blocking TE as a junior in 1998...caught his first collegiate pass, a 10-yard reception in a win over Indiana...recorded seven special teams tackles, including six solo


stops...played in all 13 games as both a long snapper for all punts and placements and also saw action as a reserve TE as a sophomore in 1997...had four special teams tackles...had a chance to redshirt as a true freshman in 1996, but rejected it, preferring to play on the same team as his brother, Bob, a senior...played in 11 games for the Rose Bowl champions as a long snapper.

PERSONAL — Played both TE and DE at Westlake (Ohio) HS...38 catches and 273 tackles during his career...lettered in track and basketball...finance major...was the third member of his family to play football at Ohio State, following his father, Tom (1969-72) and his brother Bob (1993-96)...married (Kristen)...born Aug. 23, 1977.



Kevin Houser

Games Played/Started: (2000, 16/0); (2001, 16/0) Total: 32/0.
Postseason Games Played/Started: (2000, 2/0). Total: 2/0.
ADDITIONAL STATS: Special Teams Tackles — (2000, 3); (2001, 5) Total: 8.



DARREN HOWARD

Defensive End

Ht: 6-3 Wt: 281 Birthdate: 11/19/76
College: Kansas State
Joined Saints: D2-00
NFL Experience: 3rd Season

93

PRO — Young defensive end has made a major impact on the Saints defense, as he has started every game in his first two seasons and has 17 sacks, the most by a Saint in his first two seasons. Accelerates quickly out of a cut and is an explosive tackler. Uses his hands well to jolt blockers upright. Shows superb lateral agility. Has the powerful inside charge to easily beat his man into the backfield.

CAREER TRANSACTIONS — Selected by the Saints in the second round (33rd overall) of the 2000 NFL Draft.

HONORS — 2000: *Pro Football Weekly* All-Rookie

Team, *Football News* All-Rookie Team, *Football Digest* Top 16 Rookies (No. 7).

2001 — Started all 16 games at LDE...finished with a career-high 60 tackles (41 solo), six sacks for 38.5 yards lost, one interception, three forced fumbles and four pass defenses...tackle total ranked ninth on team and second among linemen...was tied for club lead in forced fumbles and led linemen in pass defenses...put together three multiple sack games on the year...tallied three solo tackles, two sacks for -10 yards and one forced fumble vs. Minnesota, 10/7...three solo tackles and one forced fumble vs. Atlanta, 10/21...one solo tackle, one 37-yard interception return, one pass

defense and one forced fumble at St. Louis, 10/28...set a career high with seven tackles (four solo) vs. N.Y. Jets, 11/4...recorded four solo tackles, one assisted tackle and one sack for -4 yards vs. Carolina, 12/2...had two solo tackles, two assisted tackles and 1.5 sacks for -9.5 yards at Atlanta, 12/9...recorded a career-high seven tackles (five solo), 1.5 sacks for minus 15 yards and one forced fumble vs. St. Louis, 12/17. **2000** — Finished third on the team with a Saints rookie record 11 sacks for -62 yards, 53 tackles (32 solo), one interception for 46 yards, nine passes defended, two forced fumbles, and two fumble recoveries...started all 16 games at LDE and both playoff games...was named NFL Defensive Rookie of the Month for September after compiling 14 tackles (six solo), three sacks for -18 yards, one forced fumble, and two passes defended...made first forced fumble of his career at the New Orleans 39 yard line, stopping a Lion scoring drive, vs. Detroit, 9/3...got his first two NFL sacks at San Diego, 9/10...made sacks in three consecutive games: 9/24, vs. Philadelphia (Donovan McNabb); at Chicago, 10/8 (Cade McNown); vs. Carolina, 10/15 (Steve Beuerlein-2)...had first fumble recovery at Arizona, 10/29...had one solo tackle, five assisted tackles, one pass defense, and first career interception return for 46 yards, which he fumbled at the one-yard line, narrowly missing a touchdown at Carolina, 11/12...set a career high in tackles...had three solo tackles, two assisted tackles, one sack for -8 yards, and one pass defended vs. Oakland, 11/19...had three solo tackles, one assisted tackle, one sack for five yards, two pass defenses and one fumble recovery in victory at St. Louis, 11/26...had two solo tackles and one sack for nine yards vs. Denver, 12/3, tying Turnbull's rookie record for sacks in the process...broke Turnbull's record following week at San Francisco, 12/10 with one sack for nine yards...had sack in his sixth consecutive game the following week vs.



Atlanta, 10/22, when he dropped Chris Chandler for a five-yard loss...tied his career high in tackles with six (four solo) vs. St. Louis, 12/24...started both playoff games and recorded four tackles (three solo).

COLLEGE — Established a school record 29.5 sacks in his four-year career at Kansas State, while his 54 tackles behind the line of scrimmage rank second on the Wildcat record chart...All-America third team and All-Big 12 first team selection by Sportspage.com as a senior in 1999...manned the strongside defensive end position with 53 tackles (36 solo) with 5.5 sacks for -40 yards, 14 stops for -65 yards and 15 quarterback pressures...recovered a fumble and forced six others...finished third on the team with nine pass deflections...had a pair of interceptions...first team All-Big 12 Conference selection by the league's coaches, the *Associated Press* and *Kansas City Star* in 1998...team's Co-Defensive MVP...started the first ten games at strongside end before moving inside to tackle for the final two contests...recorded 51 tackles (33 solos) as he led the Big 12 with 10.5 sacks for -74 yards...consensus All-Big 12 Conference second-team choice as a sophomore in 1997...started at strongside end, with 58 tackles (29 solo)...ranked 11th in the nation with 11 sacks for -68 yards, one half sack shy of the school-season record...recovered three fumbles and forced two...named National Defensive Player of the Week by The Sports Network as he had 10 tackles, one sack, two fumble recoveries, including one which he forced, and two pass defenses against Oklahoma...in the Fiesta Bowl against Syracuse, had four tackles, sacked QB Donovan McNabb for a 17-yard loss, and had one pass defense...appeared in the final nine games of his redshirt freshman year with 29 tackles (16 solo) with 2.5 sacks for -21 yards...redshirted as a freshman in 1995.

PERSONAL — All-Suncoast, All-County and All-City selection at Boca Ciega (St. Petersburg, Fla.) HS...added *Blue Chip Illustrated* All-America and Florida Top 50 honors...had 76 tackles (42 solo) as an outside linebacker and rushed for 520 yards on 59 carries as a running back to pick up *Super Prep Florida* Top 75 accolades...also was a tight end...lettered in basketball, leading the school to the 1994 Florida state championship...social science major...born 11/19/76 in St. Petersburg, Fla.

Darren Howard

Year	Team	GP/GS	S	A	TT	Sk.-Yds.	Int-Yds.-LG	PD	FF	FR
2000	New Orleans	16/16	32	21	53	11-62	1-46-46	9	2	2
2001	New Orleans	16/16	41	19	60	6-38.5	1-37-37	4	3	0
Totals		32/32	73	40	113	17-110.5	2-83-46	13	5	2

CAREER HIGHS: Tackles — 7 (2x), vs. N.Y. Jets (11/4/01) & vs. St. Louis (12/17/01); **Sacks** — 2 (3x), last time vs. Minnesota (10/7/01); **Interceptions** — 1 (2x), at Carolina (11/12/00) & at St. Louis (10/28/01); **Int. Ret. for TD** — 0; **Forced Fumbles** — 1 (6x), last time vs. St. Louis (12/17/01); **Fumble Recoveries** — 1 (2x), at Arizona (10/29/00) & at St. Louis (11/26/00).

POSTSEASON STATISTICS

Year	Team	GP/GS	S	A	TT	Sk.-Yds.	Int-Yds.-LG	PD	FF	FR
2000	New Orleans	2/2	3	1	4	0-0	0-0-0	0	0	0
Totals		2/2	3	1	4	0-0	0-0-0	0	0	0

CAREER HIGHS: Tackles — 2 (2x), vs. St. Louis (12/30/00) & at Minnesota (1/6/01); **Sacks** — 0; **Interceptions** — 0; **Int. Ret. for TD** — 0; **Forced Fumbles** — 0; **Fumble Recoveries** — 0.



SAINTS VETERANS



SAINTS VETERANS



KEN IRVIN

Cornerback

Ht: 5-11 Wt: 186 Birthdate: 7/11/72
College: Memphis
Joined Saints: FA-02
NFL Experience: 8th Season

27


PRO — The three-year starter at cornerback for Buffalo was signed by the Saints in the offseason to provide veteran depth at the position. Is expected to compete for the third cornerback spot in training camp.

CAREER TRANSACTIONS — Signed by the Saints, 4/23/02. Released by Buffalo, 2/28/02. Placed on reserve/injured, 12/23/99. Re-signed by Buffalo, 3/17/99. Selected by Buffalo in the fourth round (109th overall) of the 1995 NFL Draft.

2001 — Appeared in 14 games, starting four for the Bills in 2001 and had 38 tackles (25 solo), one interception, three pass defenses and one special teams tackle...started the first four games for the Bills and then took on the nickel corner role for the team...had a season-high seven tackles (five solo) vs. N.Y. Jets, 10/7...recorded first interception of the season at Jacksonville, 10/18. **2000** — Entered his sixth season in Buffalo and third as a starter...helped shut down a Titans offense in opener vs. Tennessee, 9/3, allowing just 52 passing yards...picked up six tackles vs. Green Bay, 9/10...helped hold the Indianapolis offense to just 187 yards passing, 10/1...finished with four solo tackles at Miami, 10/8 and also notched his first interception of the season in the third quarter against Dolphins QB Jay Fiedler...credited with five tackles and one pass defense at Minnesota, 10/22...recorded his second pick of the season at New England, 11/5 off of Patriots QB Drew Bledsoe...helped hold the Colts at Tampa Bay, 11/26 to just 66 net yards passing...finished with three solo tackles at Indianapolis, 12/11 and four pass defenses as he helped hold Colts QB Peyton Manning to just 132 yards passing...finished with three tackles vs. New England, 12/17. **1999** — Had another solid year in his second season as the team's starting left cornerback...started first 14 games of the year before suffering a season-ending setback at Arizona, 12/19...recorded five solo tackles at Indianapolis, 9/12 in the season opener...notched three tackles and three pass defenses vs. New York Jets, 9/19...had an outstanding game on Monday Night Football as the defensive unit came out and shut down Dan Marino and the Dolphins in the 23-18 victory at Miami, 10/4; he broke up five passes and was credited with two tackles in the win against the Dolphins...had his second straight stellar game as he shut down his side of the field in the team's 24-21 win vs. Pittsburgh, 10/10; was credited with five solo tackles and two pass defenses in the win...recorded a career-high ten tackles vs. Oakland, 10/17, including nine solo...teamed with the rest of the secondary to shut down the Redskins on the road, 11/7; had four tackles and

three pass defenses during the game...had his 1st interception of the season vs. New England, 11/28, and had six tackles (five solo)...a torn ligament in his foot at Arizona, 12/19, forced him to miss the rest of the season...placed on reserve/injured, 12/23.

1998 — After starting just four games in his first three seasons, took over the starting left cornerback spot in 1998 following the departure of Jeff Burris to Indianapolis via free agency...evolved into one of the team's most consistent and dependable players; was one of just four defensive players to start all 16 games (SS Henry Jones, LB Gabe Northern and NT Ted Washington)...led the team with 25 passes defenses...recorded a career-high eight tackles in game 4 vs. San Francisco, 10/4 and helped limit WR Jerry Rice to just four catches for 54 yards...recorded three tackles at Indianapolis, 10/11 before leaving the game in the 4th quarter with an injured ankle...recorded lone interception of the year off Colts QB Peyton Manning in the first quarter of game 11 vs. Indianapolis, 11/22; returned it 43 yards to the 1 to set up a Bills TD...picked up five tackles and a forced fumble at Cincinnati, 12/6...had his second forced fumble of the year and second in as many weeks vs. Oakland, 12/13; also tied his season/career high with eight tackles vs. Raiders...made first career playoff start in Wild Card game at Miami and recorded two pass defenses and five tackles. **1997** — Saw action in all 16 games, primarily on special teams and in nickel and dime passing situations...recorded first two career interceptions and tied for the team lead in that department...saw extensive action as a nickel back at Kansas City, 9/14, vs. Indianapolis, 9/21 and at New England, 10/12 when Marlon Kerner started for the injured Jeff Burris...sealed a two-point win and recorded his first career INT on the game's final play vs. Indianapolis, 9/21 when he picked off Paul Justin...received a game ball for his special teams play the next game vs. Detroit, 10/5 when he blocked a punt and recovered it at the Lions 15-yard line...came up with second career pick, stepping in front of a Mark Brunell pass at Jacksonville, 12/14. **1996** — Primary DB in nickel and dime situations...recovered fumble on Patriots' 15-yard line on kickoff coverage in the first quarter vs. New England, 9/8; saw extensive action in second half vs.



SAINTS VETERANS



Pats playing for an injured Jeff Burris...had his only start of the season for Burris at Pittsburgh, 9/16...played the majority of the second half for a shaken up Burris vs. Cincinnati, 11/17; recorded his first career sack on a corner blitz vs. Bengals...saw action in his third career postseason game in Wild Card vs. Jacksonville (12/28). **1995** — Played in dime situations before being pressed into a starting role for final two games of the regular season...recorded the first tackle of his career at Cleveland, 10/2...started the first game of his career vs. Atlanta, 11/12 when Bills opened in a dime defense...started vs. Miami, 12/17 and vs. Houston, 12/24...saw action in nickel and dime coverages in every game...made a great play to knock third down pass away in the end zone in the fourth quarter of the playoff game vs. Miami, 12/30...had his first career interception late in the fourth quarter of the Wild Card game.

COLLEGE — Started nine games at left cornerback for Memphis in his senior season...was a two-year

teammate at Memphis with current St. Louis receiver Isaac Bruce...started every game at RCB in 1993 and led the team with 11 pass defenses...played at RCB and drew one start in '92...earned Player of the Week honors by Sports Illustrated, The Sporting News and Football News for his four blocked punts vs. Arkansas...the four blocked punts set an NCAA record...was one of four true freshmen to earn a letter.

PERSONAL — An All-State selection at Pepperell (Lindale, Ga.) HS...played QB his senior season and gained 1,500 all-purpose yards, throwing seven TD passes and rushing for eight...also returned five punts for TDs and one kickoff 95 yards for a TD...three-time all-state performer in track in the high hurdles...majored in criminal justice and earned his degree in May of 1998...active in the Fellowship of Christian Athletes and a number of local charities...he and his wife, Shurhonda, have a son, Joshua Ken, and a daughter, Ava...Ken Pernell Irvin...born July 11, 1972 in Rome, Ga.

Ken Irvin

Year	Team	GP/GS	S	A	TT	Sk.-Yds.	Int-Yds.-LG	PD	FF	FR
1995	Buffalo	16/3	17	4	21	0	0-0-0	1	0	0
1996	Buffalo	16/1	17	6	23	2	0-0-0	7	0	0
1997	Buffalo	16/0	5	1	6	0	2-28-28	6	0	0
1998	Buffalo	16/16	53	12	65	0	1-43-43	25	2	0
1999	Buffalo	14/14	50	6	56	0	1-1-1	22	0	0
2000	Buffalo	16/16	38	11	49	0	2-1-1	13	0	0
2001	Buffalo	14/4	25	13	38	0	1-0-0	3	0	0
Totals		108/54	205	53	258	2	7-73-43	77	2	0

ADDITIONAL STATS: Special Teams Tackles — (1995, 3); (1996, 11); (1997, 5); (1998, 2); (2001, 1) **Total: 22.**

CAREER HIGHS: Tackles — 10, vs. Oakland (10/17/99); **Sacks** — 2, at Seattle (12/8/96); **Interceptions** — 1 (7x), last time at Jacksonville (10/18/01); **Int. Ret for TD** — 0; **Forced Fumbles** — 1 (2x), at Cincinnati (12/6/98) & vs. Oakland (12/13/98); **Fumble Recoveries** — 0.

POSTSEASON STATISTICS

Year	Team	GP/GS	S	A	TT	Sk.-Yds.	Int-Yds.-LG	PD	FF	FR
1995	Buffalo	2/0	3	2	5	0-0	1-0-0	2	0	0
1996	Buffalo	1/0	1	0	1	0-0	0-0-0	1	0	0
1998	Buffalo	1/1	4	1	5	0-0	0-0-0	2	0	0
Totals		4/1	8	3	11	0-0	1-0-0	5	0	0

ADDITIONAL STATS: Special Teams Tackles — (1996, 1) **Total: 1.**

CAREER HIGHS: Tackles — 5 (2x), vs. Miami (12/30/95) & at Miami (1/2/99); **Sacks** — 0; **Interceptions** — 1, vs. Miami (12/30/95); **Int. Ret for TD** — 0; **Forced Fumbles** — 0; **Fumble Recoveries** — 0.

ROAD WARRIORS

The Saints are **11-5** on the road overall in regular season games under Coach **Jim Haslett** since the start of the 2000 season. The Saints set the club season record for most road victories in 2000 with a 7-1 mark.



SAINTS VETERANS



GRADY JACKSON

Defensive Tackle

Ht: 6-2 Wt: 330 Birthdate: 1/21/73
College: Knoxville
Joined Saints: UFA-02 (Oak)
NFL Experience: 6th Season

91

PRO — A powerful, quick and aggressive defensive lineman with excellent agility. Jackson was signed by the Saints to provide the size and push into the pocket which he has given the Raiders since becoming a starter in 2000. During his five-year career with the Raiders, Jackson started 32 of 67 games, posting 216 tackles, 19 sacks, four forced fumbles and 12 pass defenses.


CAREER TRANSACTIONS — Signed by the Saints, 4/11/02. Selected by Oakland in the sixth round (193rd overall) of the 1997 NFL Draft.

2001 — Started all 16 games at DT, recording a career-high 69 tackles...also had four sacks, one forced fumble and two pass defenses, while often having to battle two blockers...in season opener at Kansas City, 9/9, helped hold the Chiefs to 35 rushing yards...recorded four tackles at Miami, 9/23...had three tackles vs. Seattle, 9/30...finished second on the team in tackles with seven vs. Dallas, 10/7...recorded three tackles and one pass defense at Indianapolis, 10/14...had four tackles, one sack for nine yards and one pass defense vs. Denver, 11/5...recorded a career-high 10 tackles at Seattle, 11/11, also tying for the team high with Marquez Pope...tied for second on the team in tackles with five vs. San Diego, 11/18...finished with eight tackles for second on the team vs. Tennessee, 12/22...made four tackles and a team-high two sacks for 16 yards at Denver, 12/30...recorded a team-high seven tackles, adding a half sack for four yards vs. N.Y. Jets, 1/6/02...recorded five solo tackles in AFC Divisional Playoff at New England, 1/19/02...recorded four solo tackles and one fumble recovery in AFC Wild Card Playoff vs. N.Y. Jets, 1/12/02. **2000** — Saw action in all 16 games with 15 starts at DT...led the team in sacks with eight and sack yardage with 59.5...finished seventh on the team in tackles with 68...also had three pass defenses, two forced fumble and one fumble recovery...against Denver, 9/17, he tallied five tackles and a team-high two sacks...at New Orleans, 11/19, he made five stops, including two sacks for 21 yards in the win...had at least five tackles in nine games, including six in three games...also played on special teams...started at DT in AFC Divisional Playoff vs. Miami, 1/6/01 and made one tackle...in AFC Championship Game vs. Baltimore, 1/14/01, finished third on the team in tackles with nine. **1999** — Active for 15 games in 1999 at defensive tackle and defen-

sive end...finished the season with 34 tackles, 4.5 sacks and three pass defenses...also added one forced fumble at Kansas City, 1/2/00 and one fumble recovery vs. Kansas City, 11/28...posted four, four-plus tackle performances on the season...best performance of the year came against Kansas City in Season finale when he tallied six tackles and one forced fumble in the Raiders' overtime victory. **1998** — Active for 15 games in 1998 with one start at defensive tackle...missed contest vs. San Diego, 12/20 with injury...posted 37 tackles, three sacks, three pass defenses, one forced fumble and one fumble recovery...started first league game of pro career vs. Seattle, 11/15 and recorded career-high nine tackles, including one sack...during earlier contest against Seattle, 11/1, compiled five tackle, one sack, one forced fumble and one fumble recovery...recorded five tackles and one pass defense in season finale vs. Kansas City, 12/26. **1997** — Active for league games as a rookie at defensive tackle...suited up, but did not play, in two others...credited with six tackles...stopped a Seahawks scoring drive during 12/14 contest, blocking field goal attempt...Oakland's sixth round pick in 1997 draft (193rd player taken).

COLLEGE — Played defensive tackle for Knoxville College after he transferred from Hinds (Miss.) JC in 1996...broke school record for single game sack total with five...played defensive tackle for two seasons at Hinds and was a two-time Junior College All-American, team Most Valuable Player and National Junior College Defensive Player of the Year following 1994-95 seasons.

PERSONAL — Lettered three years as a fullback and defensive tackle at Greensboro East (Ala.) HS...team MVP...selected Super 11, All-West Alabama, All-State and All-League...lettered in basketball at power forward and center...team MVP in junior season...Grady O'Neal Jackson...born Jan. 21, 1973 in Greensboro, Ala.



SAINTS VETERANS



Grady Jackson

Year	Team	GP/GS	S	A	TT	Sk.-Yds.	Int.-Yds.-LG	PD	FF	FR
1997	Oakland	5/0	-	-	6	0	0-0-0	0	0	0
1998	Oakland	15/1	-	-	37	3	0-0-0	3	1	1
1999	Oakland	15/0	-	-	34	4.5	0-0-0	3	1	1
2000	Oakland	16/15	-	-	68	8	0-0-0	3	2	1
2001	Oakland	16/16	-	-	69	4	0-0-0	2	1	0
Totals		67/32			214	19.5	0-0-0	11	5	3

ADDITIONAL STATS: Blocked FG — (1997, 1) Total: 1.

CAREER HIGHS: Tackles — 10, at Seattle (11/11/01); Sacks — 2 (3x), last time at Denver (12/30/01); Interceptions — 0; Int. Ret. for TD — 0; Fumble Recoveries — 1 (3x), last time at San Francisco (10/8/00).

POSTSEASON STATISTICS

Year	Team	GP/GS	S	A	TT	Sk.-Yds.	Int.-Yds.-LG	PD	FF	FR
2000	Oakland	2/2	-	-	10	0-0	0-0-0	5	0	0
2001	Oakland	2/2	-	-	9	0-0	0-0-0	0	0	1
Totals		4/4			19	0-0	0-0-0	5	0	0

ADDITIONAL STATS: Special Teams Tackles — (1996, 1) Total: 1.

CAREER HIGHS: Tackles — 9, vs. Baltimore (1/14/01).



KENDYL JACOX

Center/Guard

Ht: 6-2 Wt: 330 Birthdate: 6/10/75
College: Kansas State
Joined Saints: UFA-02 (SD)
NFL Experience: 5th Season

64

PRO — This offseason acquisition adds more depth to the offensive line. Started at guard, center and half-back over his four-year career with San Diego. He also shows his versatility on special teams, lining up on kickoff returns and field goal protection.

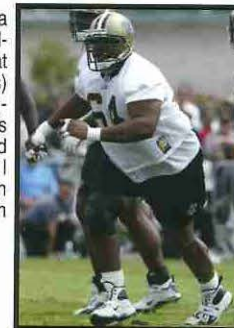
CAREER TRANSACTIONS — Signed by the Saints, 5/28/02. Placed on reserve/injured, 12/4/99. Signed by San Diego as an undrafted free agent, 4/20/98.

2001 — Started every game at center for a rushing offense that helped spring rookie running back LaDainian Tomlinson to 1,236 yards rushing, the second-highest single season total in team history and the highest ever for a rookie. **2000** — Played in all 16 games with three starts...saw action primarily special teams in the first six games...started at H-Back at Buffalo, 10/15...returned to role on special teams for games 8-14...entered starting lineup at right guard at Carolina, 12/17...switched over to start at left guard in season finale vs. Pittsburgh, 12/24. **1999** — Saw action in 11 games with five starts in second NFL season...inactive for season opener at Cincinnati, 12/19, while recovering from preseason knee injury...saw action in reserve role vs. Indianapolis, 9/26, vs. Kansas City, 10/3 and a Detroit, 10/10...started at left guard vs. Seattle, 10/17...played but did not start vs. Green Bay, 10/24...started at right guard at Kansas City, 10/31, vs. Denver, 11/7 and at Oakland, 11/14...played, but did not start vs. Chicago, 11/21...started at left guard at Minnesota, 11/28...placed on reserve/injured, 12/4 after season-ending arthroscopic knee surgery. **1998** — Started six

of 16 games played as a rookie...all six starts came at right guard...saw action mainly on special teams in first six games...moved into starting right guard position vs. Philadelphia, 10/18...also recovered one kickoff for no yards in first NFL start vs. Eagles...stayed in starting lineup vs. Seattle, 10/25, at Denver, 11/8, against Baltimore, 11/15, vs. Kansas City, 11/22 and against Denver, 11/29...reserve lineman and special teams in the final three games.

COLLEGE — Started in 1997 Fiesta Bowl for Kansas State...second on team with 24 "Dominant" blocks...Wildcats rushed for 2,422 yards during his senior campaign...anchored front line that allowed just 18 sacks during entire senior season...earned first team All-Big 12 honors in coaches poll...played in 1998 East-West Shrine Game...social sciences major.

PERSONAL — Was a two-time first team all-district center while at Carter (Dallas, Texas) HS...honorable mention All-State pick in his senior year...married (Alyssa)...Kendyl LaMar Jacox...born June 10, 1975 in Dallas, Texas.




Kendyl Jacox

Games Played/Started: San Diego - (1998, 16/6); (1999, 11/5); (2000, 16/3); (2001, 16/16). Total: 59/30.



SAINTS VETERANS



SAMMY KNIGHT

Safety

Ht: 6-0 Wt: 215 Birthdate: 9/10/75

College: Southern California

Joined Saints: FA-97

NFL Experience: 6th Season

29

PRO — Knight is a converted college linebacker who has made a smooth transition to safety in the NFL. He is a hard-working, hard-hitting player, who always seems to find the ball. Enjoyed a breakout 2001 season, which resulted in him being named a Pro Bowl starter. Entering 2002, Knight is in third place on the Saints all-time interception list with 23, ranks as the club's all-time leader with four interception returns for TDs and is second all-time in club career interception yardage with 428.

CAREER TRANSACTIONS — Re-signed by the Saints, 7/29/99. Signed by the Saints as an undrafted free agent, 4/25/97.

HONORS — 2001: Pro Bowl (starter), Associated Press First Team All-Pro, NFC Defensive Player of the Week, Weeks 1 & 7. 1998: Pro Football Weekly All-Rookie Team.


2001 — Led the team in interceptions (six) and fumble recoveries (five)...also had a career-high 120 tackles (74 solo), one sack for minus four yards, ten passes defended and two forced fumbles...finished the season tied for sixth in the NFC in interceptions...started all 16 games...Knight enjoyed a strong start to his 2001 season at Buffalo, 9/9, finishing with seven tackles (four solo), three interceptions for 40 yards and three pass defenses...with his performance, Knight set a career-high for interceptions in a game as well as tying the club record...for his efforts, Knight was selected the NFC Defensive Player of the Week...Knight recorded six tackles (four solo) and a fumble recovery vs. Minnesota, 10/7...had six tackles (four solo), one forced fumble and one fumble recovery at Carolina, 10/14...Knight's first quarter fumble recovery at the Carolina 12-yard line helped set up the first TD of the game for New Orleans...paced Saints defense vs. Atlanta, 10/21, in a game in which the Saints secondary held the Falcons to under 200 yards passing...recorded five tackles (four solo), one fumble recovery and one special teams recovery...After John Carney kicked a field goal with 30 seconds remaining to put the Saints within a touchdown (20-13) of the Falcons, Knight recovered the onside kick for the Saints...continued to show a nose for the ball in 34-31 win at St. Louis, 10/28 when he finished with seven tackles (one sack for -4 yards), two interception returns for 21 and 13 yards and two pass defenses...was named NFC Defensive Player of the Week for the second time...recorded five tackles (two solo), one interception return for 40 yards and three pass defenses vs. Indianapolis, 11/18...finished with eight tackles (six solo) at Atlanta, 12/9...set a then-career high in tackles with 12 vs. St. Louis, 12/17, also adding a forced fumble and fumble recovery...

...recorded a career-high 22 tackles (11 solo) and one pass defense at Tampa Bay, 12/23. **2000** — Led the team in tackles with career-high 116 and interceptions (5-68 yards, 2 TD)...also had two sacks (eight yards), nine passes defended and one forced fumble...recorded three special teams tackles (two solo)...finished tied for second in the NFL and first in the NFC with two defensive TDs...started all 16 regular season games and both playoff games at St. Louis, 9/3, finished with 11 tackles (seven solo), a 37-yard interception return for a TD and one pass defense...tied a career-high in total tackles...secondary held Lions to a season-low 100 passing yards...had two solo tackles, one assisted tackle, one interception return for zero yards, and one pass defense at Chicago, 10/8...recorded three solo tackles, two assisted tackles, and a season-high two pass defenses at Atlanta, 10/22...had seven solo tackles, three assisted tackles, one interception return for zero yards and one pass defense at Arizona, 10/29...with the Cardinals holding a 10-7 lead early in the third quarter, Knight intercepted a Jake Plummer pass at the New Orleans 21 yard line to stop an Arizona scoring drive...recorded eight tackles (four solo), one interception return for zero yards and one pass defense vs. San Francisco, 11/5...intercepted a Jeff Garcia pass on the opening drive of the first quarter, putting the Saints in position to score a TD on their first possession...had seven tackles (four solo), one sack and one forced fumble at Carolina, 11/12...Knight sacked Steve Beurlein at the New Orleans 10-yard line, and Keith Mitchell picked up the fumble and returned it 90 yards for a touchdown to spark a 14-3 third quarter lead...also had one assisted special teams tackle...tied a career high in total tackles (11) and solo tackles (nine) vs. Denver, 12/3...led team in tackles with nine (four solo) at San Francisco, 12/10...paced Saints defense in 23-7 victory vs. Atlanta, 12/17, in a game which the Saints secondary held the Falcons to 126 passing yards...early in the second quarter, Knight intercepted a Doug Johnson pass and returned it 31 yards for a TD, giving the Saints a 10-0 lead...also had one sack for -8 yards and one pass defense...started both playoff games and made his playmaking presence known in NFC Wild Card Playoff vs. St. Louis, 12/30, when he recorded five tackles (three solo), two interceptions for 56 yards and four pass defenses...Knight's first interception occurred in the second quarter, when he intercepted a Kurt Warner pass at the New Orleans 28 yard line, and ran to the St. Louis 20, setting up a field goal that would give the Saints a 10-7 lead...Knight's second interception occurred at the Rams eight yard line, stopping another scoring drive and helping New Orleans hold on for a 31-27 victory...recorded four tackles (one solo) in NFC Divisional Playoff at

SAINTS VETERANS



Minnesota, 1/6/01. **1999** — Started all 16 games on the year at SS...finished second on the team with a career-high 102 tackles (75 solo) in a role that saw him provide more run support, which limited his interception totals...posted one interception (zero yds.), six pass defenses and a fumble recovery (zero yds.)...led the Saints in tackles three times on the year and was tied for the team lead three other times...led the team with eight tackles (six solo) in the season-opener vs. Carolina, 9/12...led the team with ten tackles (nine solo) vs. Tennessee, 10/17...led team with six tackles (five solo) at Jacksonville, 11/21...tied for team lead with seven tackles (five solo) vs. Cleveland, 10/31, six tackles (five solo) vs. San Francisco, 11/14, and with ten tackles (six solo) vs. St. Louis, 12/12...posted interception at Baltimore, 12/19, giving him 12 interceptions in his first three years, tying him for ninth on the Saints all-time list...also had two pass defenses against the Ravens...recorded nine tackles at Chicago, 10/3 (eight solo)...posted seven tackles (five solo) vs. Dallas, 12/24, one of three times on the year he had seven stops (vs. Atlanta, 10/10 (one solo); vs. Cleveland, 10/31 (five solo))...posted two pass breakups in game 2, at San Francisco, 9/19...had six tackles five times on the year, at NY Giants, 10/24, vs. Tampa Bay, 11/7, vs. San Francisco, 11/14, at Jacksonville, 11/21 and at Atlanta, 12/5. **1998** — Saw action in 14 games with 13 starts...started games 1-2 and 5-15 at FS...did not start game 16, when Saints began in a goal-line defense...posted 75 tackles on the year (62 solo), which was good for fourth on the team...also led the Saints with career-high six interceptions for 171 yards (28.5 return average) and two TDs...28.5 average per return ranked fifth in the NFL in 1998...171 return yards was third-best total in the NFL...interception total was tied for third-most in the NFC and tied for fourth-most in the NFL, and is tied for the fourth-most in a single season in team history...posted a 91-yard interception return at Minnesota, 11/8, the longest in the NFC in 1998, and the third-longest in team history, among his two interceptions on the day, the second time in his career he has snared two interceptions in a single game...that effort at Minnesota garnered him NFC Defensive Player of the Week nomination...he also returned an interception for a touchdown at Arizona, 12/20, giving him two interception returns for scores in the same season, making him just the fourth player in team history to accomplish that feat and the first since 1984...he also recovered a fumble at Arizona, and again received NFC Defensive Player of the Week nomination...two fumble recoveries on the season was tied for third-most in the NFL...also had nine passes defended...posted ten tackles (eight solo) at Arizona...had a season-high nine solo tackles (nine total) in the season-opener at St. Louis, 9/6, along with one interception (eight yards)...had four interceptions over a three-game stretch, posting one (26 yards) vs. Tampa Bay, 10/25; one (0 yards) at Carolina, 11/1;



and two (98 yards) at Minnesota. **1997** — Saw action in all 16 games, starting the final 12 (games 5-14 at FS, and games 15-16 at SS)...led the team and all NFL rookies with five interceptions (75 yards)...was third on the Saints with 84 tackles (67 solo)...also added 12 passes defended and a fumble recovery...also posted nine tackles on special teams (all solo), which tied for third-best...proved to be a pleasant surprise, moving into starting lineup for game 5, at N.Y. Giants, 9/28, at free safety, and started the next 10 contests at that position, before moving to strong safety for the final two games...tied for team-high and registered a season-high 11 tackles (seven solo) in his first NFL start, at N.Y. Giants, 9/28, along with a 32-yard interception...followed up with team-high ten tackles (seven solo) at Chicago, 10/5...had ten tackles (nine solo) vs. San Francisco, 10/26...had a 39-yard interception return at Oakland, 11/9, to preserve the Saints' victory, to go with his six tackles, one pass defense, and fumble recovery...recorded a season-high two interceptions at Carolina, 11/30, one on the final play of the first half, on a "Hail Mary" play, to end the Panthers' scoring threat, and the other midway through the second quarter to stop another Panther scoring opportunity...had team-high nine tackles in home finale vs. Arizona, 12/14.

COLLEGE — Played four years for the Trojans...led USC as a senior linebacker with 121 total tackles, including 11 for loss...served as USC's co-captain his senior year and was named the team's MVP and most inspirational...first-team All-Pac 10 selection in 1996...switched to linebacker prior to 1996 after starting two years at strong safety...led USC his junior season with 89 tackles including nine for loss...was third on the team with 65 tackles his sophomore season...holds a bachelor's degree in communications.

PERSONAL — Was a Parade All-America at Rubidoux (Riverside, Calif.) HS...played free safety, wide receiver and quarterback his senior year, and compiled 153 total tackles, 11 interceptions, five blocked kicks, five forced fumbles and produced 483 yards and 12 touchdowns on 53 rushes for 9.1-yard average...had 30 tackles in one game...also earned letters in basketball and track...Knight and his wife, Freda, have a daughter, Shianne (1)...also has an older daughter, Aneka (13)...born Sept. 10, 1975 in Fontina, Calif.



SAINTS VETERANS

Sammy Knight

Year	Team	GP/GS	S	A	TT	Sk.-Yds.	Int-Yds.-LG	PD	FF	FR
1997	New Orleans	16/12	67	17	84	0-0	5-75-39	12	0	1
1998	New Orleans	14/13	62	13	75	0-0	6-171-91t	9	0	2
1999	New Orleans	16/16	75	27	102	0-0	1-0-0	6	0	1
2000	New Orleans	16/16	75	41	116	2-8	5-68-37t	9	1	0
2001	New Orleans	16/16	74	46	120	1-4	6-114-40	10	2	5
Totals		78/73	353	144	497	3-12	23-428-91t	46	3	9

ADDITIONAL STATS: Special Teams Tackles — (1997, 9); (1999, 3); (2000, 3) **Total: 15.**

CAREER HIGHS: Tackles — 22, at Tampa Bay (12/23/01); Sacks — 1 (3x), at Carolina (11/12/00), vs. Atlanta (12/17/00) & at St. Louis (10/28/01); Interceptions — 3, at Buffalo (9/9/01); Int. Ret for TD — 1 (4x), last time vs. Atlanta (12/17/00);

Forced Fumbles — 2, at St. Louis (11/26/00); Fumble Recoveries — 1 (8x), last time vs. N.Y. Jets (11/4/01).

POSTSEASON STATISTICS

Year	Team	GP/GS	S	A	TT	Sk.-Yds.	Int-Yds.-LG	PD	FF	FR
2000	New Orleans	2/2	4	5	9	0-0	2-56-52	4	0	0
Totals		2/2	4	5	9	0-0	2-56-52	4	0	0

CAREER HIGHS: Tackles — 5, vs. St. Louis (12/30/00); Sacks — 0; Interceptions — 2, vs. St. Louis (12/30/00); Int. Ret for TD — 0; Forced Fumbles — 0; Fumble Recoveries — 0.

GOOD KNIGHT

Saints S **Sammy Knight** was named the **NFC Defensive Player of the Week** for Week 1 after he tied a club record with 3 interceptions at Buffalo (Sept. 9). The list of Saints three-interception games ...

Player, Opponent/Date (Int. Return Yds.)

3	Tommy Myers vs. Minnesota 9/3/78 (151 yds.)
3	Dave Waymer vs. Philadelphia 10/6/85 (28 yds.)
3	Reggie Sutton at Chicago 10/18/87 (42 yds.)
3	Gene Atkins at Phoenix 12/22/91 (198 yds.)
3	Sammy Knight at Buffalo 9/9/01 (40 yds.)

Knight finished 2nd in the NFL in most total takeaways (interceptions & fumble recoveries) in 2001 on the way to his 1st Pro Bowl appearance.

Player, Team	Takeaways
Ronde Barber, TB	12
Sammy Knight, NO	11
Anthony Henry, CLE	10
Deltha O'Neal, DEN	9
Kwame Lassiter, ARZ	9



JEFF LEWIS

Quarterback

Ht: 6-2 Wt: 215 Birthdate: 4/17/73

College: Northern Arizona

Joined Saints: FA-02

NFL Experience: 5th Season

PRO — The 2002 season represents another opportunity to establish himself in the NFL. He spent two seasons with the Panthers and is a mobile athletic passer who has seen limited action while playing behind John Elway in Denver and Steve Beuerlein in Carolina.

CAREER TRANSACTIONS — Signed by the Saints, 2/19/02. Waived by Carolina, 9/2/01. Acquired by Carolina in a trade with Denver, 3/1/99 in exchange for a 1999 third-round (67th overall) draft choice and a 2000 fourth round (112th overall) draft choice.

Selected by Denver in the fourth round (100th overall) of the 1996 NFL Draft.

2001 — Did not see action with any team in 2001 after being waived by the Panthers at the conclusion of training camp. **2000** — Played in five games and did not see action in 11 contests as the Panthers reserve quarterback...he completed 16-of-32 passes for 120 yards with an interception, earning a 46.4 quarterback rating, and rushed eight times for 36 yards, including a career-long 19-yarder...made a relief appearance at San Francisco, 9/10 with the Panthers holding a 38-14

SAINTS VETERANS



advantage and rushed once for 11 yards but did not have a pass attempt...entered on the final series in a win versus Seattle, 10/8 and rushed once for -1 yard before taking a knee to end the contest...replaced an injured Steve Beuerlein on a first quarter series at New Orleans, 10/15 and re-entered the contest in the fourth quarter with Carolina trailing 24-6, registering three incomplete passes... with the Panthers out of playoff contention, he shared time with Beuerlein in the season's final two contests...played in the second quarter versus San Diego, 12/17 and completed six of 13 passes for 41 yards with one interception in addition to rushing once for five yards...he entered the contest midway through the third quarter in the season finale at Oakland, 12/24 and completed 10-of-16 passes for 79 yards along with gaining 21 yards rushing on two attempts, including a career-long 21-yarder. **1999** — Listed as the inactive third quarterback for the first nine games, he appeared briefly at Cleveland, 11/21 and vs. San Francisco, 12/18 and did not play in five contests...completed two of three passes for 11 yards, posting a 72.9 quarterback rating, and gained one yard on four carries...relieved Steve Beuerlein in the fourth quarter at Cleveland, 11/21 with the team leading 31-3 and completed two of three passes for 11 yards and rushed twice on two rushing attempts. **1998** — Did not receive a credited season towards free agency after he spent the season on reserve/physically unable to perform following off-season surgery, 2/25 on his left anterior cruciate ligament. **1997** — Served as Denver's backup quarterback for the first 13 games of the season before moving to the number-three role prior to the game at Pittsburgh, 12/7...saw time in three games, playing vs. St. Louis, 9/14, before going in vs. Carolina, 11/9 and completing his only attempt for 21 yards on fourth-and-one to keep the Broncos' game-ending drive alive in a 34-0 win and adding four rushes for three yards, including three kneel-downs...he also played vs. Oakland, 11/24, with his only attempt falling complete...in the possession, was the Broncos inactive third quarterback for all four playoff games, including Super Bowl XXXII vs. Green Bay, 1/25. **1996** — Was the Broncos inactive third quarterback for 15 of Denver's 16 regular season games and saw action in two games...received the first playing time of his career at Green Bay, 12/8 in the fourth quarter on the Broncos

final possession and completed one of three passes for five yards and rushed once for four yards...at San Diego, 12/22, played the entire fourth quarter and mounted a 15-play drive that took the Broncos from their own 19-yard line to the Chargers eight-nearly erasing a 16-10 San Diego lead-before being intercepted in the end zone...on the drive, Jeff rushed three times for 35 yards, twice converting on third and one on runs of 18 and 14 yards...in the AFC Divisional game vs. Jacksonville, 1/4/97, was active, but did not play.



COLLEGE — Finished his career at Northern Arizona ranked second on the school's all-time passing lists for passing yards (9,655), touchdowns (67), completions (785) and attempts (1,316)...his 59.7 percent completion rate is also second in school history...he additionally earned the NCAA Division I-AA record for lowest career interception percentage with a 1.82 percent mark...was a three-time selection as team captain, the first player to earn such distinction in school history...coached at NAU by Steve Axman who had previously tutored NFL quarterbacks Troy Aikman (UCLA) and Neil O'Donnell (Maryland)...earned third-team All-America and second-team All-Big Sky honors as a junior in 1994...an education major, he received his psychology degree in May, 2002, after taking classes the past several offseasons.

PERSONAL — An all-city and all-conference selection in football, basketball and baseball at Horizon (Phoenix, Ariz.) HS...he gained over 1,000 yards rushing in each of his final three seasons of football and batted .492 in his senior year of baseball...also quarterbacked a team of Arizona high school players in the Down Under Bowl, played in Australia...married (Krista)...Jeffrey Scott Lewis...born April 17, 1973 in Columbus, Ohio.

Jeff Lewis

PASSING

Year	Team	GP/GS	Att.	Comp.	Yds.	Int.	LG	TD	Rating	No.	Yds.	Avg.	LG	TD
1996	Denver	2/0	17	9	58	1	11	0	35.9	4	39	9.8	18	0
1997	Denver	3/0	2	1	21	0	21	0	87.5	5	2	0.4	5	0
1998	Denver	Reserve/Physically Unable to Perform												
1999	Carolina	2/0	3	2	11	0	12	0	72.9	4	1	0.3	1	0
2000	Carolina	5/0	32	16	120	1	16	0	46.4	8	36	4.5	19	0
Totals		12/0	54	28	210	2	21	0	46.1	21	78	3.7	19	0

CAREER HIGHS: Attempts — 14, at San Diego (12/22/96); Completions — 10, at Oakland (12/24/00); Completion Pct. — 62.5 (10-of-16), at Oakland (12/24/00); Passing Yards — 79, at Oakland (12/24/00); Long Pass — 21, vs. Carolina (11/9/97); Interceptions — 1 (2x), last time vs. San Diego (12/17/00); Passing TDs — 0; Passer Rating — 74.7 (10-of-16, 79 yds., 0 TDs, 0 INT), at Oakland (12/24/00); Rushes — 4, at San Francisco (9/10/00); Rushing Yards — 35, at San Diego (12/22/96); Long Rush — 19, at Oakland (12/24/00); Rushing TDs — 0.



SAINTS VETERANS



MICHAEL LEWIS

Wide Receiver

Ht: 5-8 Wt: 165 Birthdate: 11/14/71
College: None
Joined Saints: FA-01
NFL Experience: 2nd Season

84


PRO — A hometown hero who beat the odds to make his first NFL roster in 2001 at age 29 after working several jobs to support himself and his family. After spending the end of 2000 on the Saints practice squad roster, he proved himself in NFL Europe and training camp to earn a roster spot. He played in eight games, with his season broken up by a stint on the practice squad in the middle of the year.

CAREER TRANSACTIONS — Re-signed from the practice squad, 12/21/01. Signed to Saints' practice squad, 10/31/01. Waived by the Saints, 10/30/01. Signed by the Saints, 2/9/01. Waived by Philadelphia, 8/21/00.

2001 — Utilized primarily on special teams, Lewis played in eight games, returning eight kickoffs for 762 yards with a 23.8 yard average, returning 14 punts for 81 yards (5.8) avg. and adding six special teams tackles...kickoff return average was 8th in the NFC...in his NFL debut at Buffalo, 9/9, he had two punt returns for nine yards and two kickoff returns for 55 yards...he left the game in the second quarter with an ankle injury and did not return...at N.Y. Giants, 9/30, returned four punts for nine yards, had two kickoff returns for 82 yards...also posted an assisted special teams tackle...had four punt returns for 50 yards, three kickoff returns for 89 yards and one assisted special teams tackle vs. Minnesota, 10/7...returned six kickoffs for

126 yards at Carolina, 10/14...declared inactive at St. Louis, 10/28...waived by the Saints, 10/30 and signed to the practice squad, 10/31...re-signed from the practice squad, 12/21...six kickoff returns for 132 yards at Tampa Bay, 12/23...had seven kickoff returns for 120 yards vs. Washington, 12/30...had six kickoff returns for 158 yards vs. San Francisco, 1/6/02, which set a career high for kickoff return yards.

PERSONAL — Played for the New Jersey Red Dogs of the Arena Football League from 1999-2000 and played for the Louisiana Bayou Beast of the Indoor Professional Football League in 1998-99...finished as the league's all-time TD reception leader with 23...at one time drove a beer truck to support his family and continued his dream of playing football...attended Grace King (Metairie, La.) HS...Michael Lee Lewis...born Nov. 14, 1971 in New Orleans.



Michael Lewis

		RECEIVING						RUSHING					
Year	Team	GP/GS	No.	Yds.	Avg.	LG	TD	No.	Yds.	Avg.	LG	TD	Pts.
2001	New Orleans	8/0	0	0	0.0	0	0	0	0	0.0	0	0	0
Totals		8/0	0	0	0.0	0	0	0	0	0.0	0	0	0
		KICKOFF RETURNS						PUNT RETURNS					
Year	Team		No.	Yds.	Avg.	LG	TD	No.	Yds.	Avg.	LG	TD	
2001	New Orleans		32	762	23.8	68	0	14	81	5.8	32	0	
Totals			32	762	23.8	68	0	14	81	5.8	32	0	

ADDITIONAL STATS: Special Teams Tackles — (2001, 6) **Total: 6.**

CAREER HIGHS: Receptions — 0; Receiving Yards — 0; Long Reception — 0; Receiving TDs — 0; Rushes — 0; Rushing Yards — 0; Long Rush — 0; Rushing TDs — 0; Kickoff Returns — 7, vs. Washington (12/30/01); Kickoff Return Yards — 132, at Tampa Bay (12/23/01); Long Kickoff Return — 68, at N.Y. Giants (9/30/01); Kickoff Returned for TD — 0; Punt Returns — 4 (3x), last time at Carolina (10/14/01); Punt Return Yards — 50 vs. Minnesota (10/7/01); Long Punt Return — 32, vs. Minnesota (10/14/01); Punt Returned for TD — 0.

SAINTS VETERANS



FRED McAFEE

Running Back

Ht: 5-10 Wt: 193 Birthdate: 6/20/68
College: Mississippi College
Joined Saints: UFA-00 (TB)
NFL Experience: 11th Season


25

PRO — An accomplished special teams performer who also provides additional depth to the Saints' backfield. Plays prominent leadership role on team and was voted by teammates as special teams captain in 2001. Signed by the Saints at the beginning of the 2000 season, returning to the team that initially drafted him in 1991. Originally drafted by the Saints in the sixth round (154th overall) of the 1991 NFL Draft. Also played with Arizona, Pittsburgh and Tampa Bay during his career.

CAREER TRANSACTIONS — Re-signed by the Saints, 6/5/01. Signed by the Saints, 10/2/00. Signed by Tampa Bay, 12/28/99. Released by Kansas City, 8/31/99. Signed by Kansas City, 7/30/99. Re-signed by Pittsburgh, 4/12/96. Signed by Pittsburgh, 11/8/94. Released by Arizona, 10/31/94. Signed by Arizona, 8/2/94. Placed on reserve/injured by the Saints, 12/15/92. Signed to the Saints active roster, 10/18/91. Re-signed by Saints to the practice squad, 8/28/91. Released by the Saints, 8/26/91. Signed by the Saints, 6/14/91. Selected by the Saints in the sixth round (154th overall) of the 1991 NFL Draft.

2001 — Played in all 16 games, primarily on special teams...saw action at RB in game 16...McAfee had one rush for two yards, six kickoff returns for 144 yards, 16 special teams tackles, one special teams forced fumble and one special teams fumble recovery...had one kickoff return for 22 yards and one special teams tackle at the Giants, 9/30...in his 125th career game vs. Minnesota, 10/7, recorded one solo special teams tackle and one assisted special teams tackle...had two assisted special teams tackles and 18 kickoff return yards on a handoff from Deuce McAllister vs. Atlanta, 10/21...had one special teams tackle and one special teams fumble recovery at St. Louis, 10/28...had one kickoff return for 18 yards, one solo special teams tackle and one assisted special teams tackle at San Francisco, 11/11...had one kickoff return for 18 yards at New England, 11/25...recorded one kickoff return for 34 yards and one assisted special teams tackle vs. Carolina, 12/2...recorded one kickoff return for ten yards, three special teams tackles and one special teams fumble recovery vs. St. Louis, 12/17...in his first action at RB of season vs. San Francisco, 1/6/02, and had one rush for two yards...also had one kickoff return for 24 yards and one assisted special teams tackle. **2000** — Made an immediate impact on the Saints special teams units after being signed 10/2, prior to the team's fifth game at Chicago, 10/8...had two carries for 37 yards, ten kickoff returns for 251 yards, 11 special teams tackles (nine solo), and one forced fumble and fumble recovery...provided a standout performance in his first

Superdome game as a Saint since 1993, vs. Carolina, 10/15, recovering a Michael Bates fumble on the opening kickoff...in the fourth quarter, McAfee continued his special teams heroics with a fourth down 40-yard fake punt run, which kept a Saints drive alive and moved them to the Panther 25 yard line...McAfee's heroics eventually led to a Saints touchdown and a 17-6 lead...this was the longest rush of his career...he also added one special teams tackle in that game...made his presence known again at Arizona, 10/29 with a special teams tackle and special teams forced fumble...with the Saints leading the Cardinals 14-10 at the beginning of the fourth quarter, McAfee forced a fumble at the Arizona 13 yard line...two plays later, the Saints scored and assumed a 21-10 lead...had one kickoff return for 14 yards and one assisted special teams tackle vs. Oakland, 11/19...had one rush for -3 yards on a fake punt attempt at St. Louis, 11/26...led the Saints with two special teams tackles vs. Denver, 12/3...had two kickoff returns for 53 yards and one assisted special teams tackle at San Francisco, 12/10...had two kickoff returns for 46 yards and two special teams tackles vs. Atlanta, 12/17...had five kickoff returns for 138 yards and one special teams tackle vs. St. Louis, 12/24...saw action in both playoff games with both kickoff return and special teams duty...had three kickoff returns for 81 yards in NFC Wild Card vs. St. Louis, 12/30...had seven kickoff returns for 139 yards and two special teams tackles in NFC Divisional Playoff at Minnesota, 1/6/01. **1999** — Signed by the Buccaneers 12/28, after being signed by Kansas City, 7/31, and released by the Chiefs, 8/31...played in final regular season game vs. Chicago, 1/2/00, and recorded no stats...recorded a team-high three special teams tackles in divisional playoff win over Washington, 1/15/00...posted one special teams tackle in NFC Championship game at St. Louis, 1/25/00. **1998** — Rushed 18 times for 111 yards and caught nine passes for 27 yards...was fifth on the team with 17 special teams stops...recovered a blocked punt for a TD in a 20-13 Monday night win at Kansas City (10/26). **1997** — Posted 20 special teams tackles (13 solo)...missed first two contests with a shoulder injury, but played in the remaining 14 contests...rushed for 41 yards on 13 carries and added two receptions for 44





SAINTS VETERANS

yards. **1996** — Named Steelers' special teams captain for the second consecutive year and compiled 20 special teams tackles...saw action in 14 games after missing the first two games of the season with injuries...saw significant action for the injured Eric Pegram against Carolina (12/22), recording seven carries for 17 yards...combined for 51 yards on 10 carries (5.1 avg.) and three receptions for seven yards in postseason action against Indianapolis (12/29) and at New England (1/5/97). **1995** — Played in all 16 games for the first time in career, posting one start...was selected as the Steelers' special teams captain...finished as the club's third leading rusher with 39 carries for 156 yards and one TD...added 15 receptions for 88 yards and finished fourth on the team with 13 special teams tackles...recorded first Steelers start against Green Bay (12/24), setting season-highs in carries (17) and yards (62). **1994** — Joined Steelers as a free agent, 11/9, after being released by the Arizona Cardinals, 10/31...posted 16 carries for 56 yards and one touchdown in six games with the Steelers...played in seven games with the Cardinals, primarily on special teams, notching a team-leading 13 special teams tackles. **1993** — Played in 15 games with a career-high four starts for

Saints...rushed for 160 yards on 51 carries and returned 28 kickoffs for a 20.7-yard average. **1992** — Saw limited action in 14 games with the Saints, rushing for 114 yards on 39 carries. **1991** — Had finest season of professional career, leading the Saints as a rookie with 494 rushing yards...drafted by the Saints in the sixth round (154th overall) of the 1991 NFL Draft.

COLLEGE — Concluded career at Mississippi College as the Gulf South Conference's all-time rushing leader with 4,320 yards...was a finalist for the Harlon Hill Trophy, awarded annually to the best player in Division II football...earned a degree in mass communications.

PERSONAL — An all-district selection at Philadelphia (Miss.) HS...served as the Mississippi team captain for the Alabama-Mississippi All-Star Classic High School football game played in 2001...participated in a celebrity version of the popular television series "Fear Factor" this past spring, where he successfully climbed to the top of the roof of the Louisiana Superdome...Fred Lee McAfee...born June 20, 1968 in Philadelphia, Miss.

Fred McAfee

Year	Team	GP/GS	RUSHING					RECEIVING					Pts.
			No.	Yds.	Avg.	LG	TD	No.	Yds.	Avg.	LG	TD	
1991	New Orleans	9/0	109	494	4.5	34	2	1	8	8.0	8	0	12
1992	New Orleans	14/1	39	114	2.9	19	1	1	16	16.0	16	0	6
1993	New Orleans	15/4	51	160	3.1	27	1	1	3	3.0	3	0	6
1994	Arizona	7/0	2	-5	-2.5	2t	1	1	4	4.0	4	0	6
1994	Pittsburgh	6/0	16	56	3.5	13	1	0	0	0.0	0	0	6
1995	Pittsburgh	16/1	39	156	4.0	22t	1	15	88	5.9	18	0	6
1996	Pittsburgh	14/0	7	17	2.4	5	0	5	21	4.2	9	0	0
1997	Pittsburgh	14/0	13	41	3.2	9	0	2	44	22.0	30	0	0
1998	Pittsburgh	14/0	18	111	6.2	14	0	9	27	3.0	11	0	0
1999	Tampa Bay	1/0	0	0	0.0	0	0	0	0	0.0	0	0	0
2000	New Orleans	12/0	2	37	18.5	40	0	0	0	0.0	0	0	0
2001	New Orleans	16/0	1	2	2.0	2	0	0	0	0.0	0	0	0
Totals		138/6	297	1183	4.0	40	7	35	211	6.6	30	0	42
Saints Totals		66/5	202	807	4.0	40	4	3	27	9.0	16	0	24

KICKOFF RETURNS

Year	Team	No.	Yds.	Avg.	LG	TD
1991	New Orleans	1	14	14.0	14	0
1992	New Orleans	19	393	20.7	38	0
1993	New Orleans	28	580	20.7	55	0
1994	Arizona	7	113	16.1	29	0
1994	Pittsburgh	0	0	0.0	0	0
1995	Pittsburgh	5	56	11.2	25	0
1996	Pittsburgh	0	0	0.0	0	0
1997	Pittsburgh	0	0	0.0	0	0
1998	Pittsburgh	0	0	0.0	0	0
1999	Tampa Bay	0	0	0.0	0	0
2000	New Orleans	10	251	25.1	52	0
2001	New Orleans	6	144	24.0	34	0
Totals		77	1561	20.3	55	0
Saints Totals		64	1382	21.6	55	0

ADDITIONAL STATS: Special Teams Tackles — (1992, 1); (1993, 1); (1994, 18 - Arizona 13/Pittsburgh 5); (1995, 13); (1996, 20); (1997, 20); (1998, 17); (2000, 11); (2001, 16) **Total: 117**; **Special Teams Forced Fumbles** — (2000, 1); (2001, 1) **Total: 2**; **Special Teams Fumble Recoveries** — (1995, 1); (2000, 1); (2001, 3) **Total: 5**; **Blocked Punt Recovery** — (1998, 1 - TD) **Total: 1**.

CAREER HIGHS: Rushes — 28, vs. Atlanta (11/24/91); **Rushing Yards** — 138, vs. Atlanta (11/24/91); **Long Rush** — 40, vs. Carolina (10/15/00); **Rushing TDs** — 1 (7x), last time at Houston (9/10/95); **Receptions** — 4 (3x), last time vs. Tennessee (11/1/98); **Receiving Yards** — 22 (2x), last time at Miami (9/18/95); **Long Reception** — 18, at Houston (9/10/95); **Receiving TDs** — 0; **Kickoff Returns** — 5 vs. St. Louis (12/24/00); **Kickoff Return Yards** — 138 vs. St. Louis (12/24/00); **Long Kickoff Return** — 55, vs. Green Bay (11/14/93); **Kickoff Returned for TD** — 0.

SAINTS VETERANS



Fred McAfee (cont.)

POSTSEASON STATISTICS

Year	Team	GP/GS	No.	Yds.	Avg.	LG	TD	RECEIVING					Pts.
								No.	Yds.	Avg.	LG	TD	
1991	New Orleans	1/0	14	49	3.5	11	0	0	0	0.0	0	0	0
1994	Pittsburgh	2/0	0	0	0.0	0	0	0	0	0.0	0	0	0
1995	Pittsburgh	3/0	0	0	0.0	0	0	0	0	0.0	0	0	0
1996	Pittsburgh	2/0	10	51	5.1	10	0	3	7	2.3	9	0	0
1997	Pittsburgh	2/0	2	22	11.0	12	0	0	0	0.0	0	0	0
1999	Tampa Bay	2/0	0	0	0.0	0	0	0	0	0.0	0	0	0
2000	New Orleans	2/0	0	0	0.0	0	0	0	0	0.0	0	0	0
Totals		14/0	24	100	4.2	12	0	3	7	2.3	9	0	0
Saints Totals		3/0	14	49	3.5	11	0	0	0	0.0	0	0	0

KICKOFF RETURNS

Year	Team	No.	Yds.	Avg.	LG	TD
1991	New Orleans	4	98	24.5	39	0
1994	Pittsburgh	0	0	0.0	0	0
1995	Pittsburgh	2	37	18.5	20	0
1996	Pittsburgh	0	0	0.0	0	0
1997	Pittsburgh	0	0	0.0	0	0
1999	Tampa Bay	0	0	0.0	0	0
2000	New Orleans	10	220	22.0	31	0
Totals		14	318	22.7	39	0
Saints Totals		16	355	22.2	39	0

ADDITIONAL STATS: Special Teams Tackles — (1995, 3); (1996, 4); (1999, 4); (2000, 2) **Total: 13**.

CAREER HIGHS: Rushes — 14, vs. Atlanta (12/28/91); **Rushing Yards** — 49, vs. Atlanta (12/28/91); **Long Rush** — 12, at Tennessee (12/21/97); **Rushing TDs** — 0; **Receptions** — 2, at New England (1/5/97); **Receiving Yards** — 7, at New England (1/5/97); **Long Reception** — 9, at New England (1/5/97); **Receiving TDs** — 0; **xx-Kickoff Returns** — 7, at Minnesota (1/6/01); **Kickoff Return Yards** — 139, at Minnesota (1/6/01); **Long Kickoff Return** — 39, vs. Atlanta (12/28/91); **Kickoff Returned for TD** — 0.



DEUCE McALLISTER

Running Back

Ht: 6-1 Wt: 221 Birthdate: 12/27/78

College: Mississippi

Joined Saints: D1-01

NFL Experience: 2nd Season

26

PRO — A talented speedster with prototype size. A weapon as a runner, receiver and in the return game. Despite limited playing time in his rookie year, he has shown the ability to take over a game anytime he touches the ball. He is expected to be the featured back in the Saints' offense this season.


CAREER TRANSACTIONS — Signed by the Saints, 8/4/01. Selected by New Orleans in the first round (23rd overall) of the 2001 NFL Draft.

2001 — Started four of 16 games and served as team's primary kickoff returner his rookie season...had 16 rushes for 91 yards with one TD, 14 receptions for 166 yards with a TD and was one-of-two passing for 12 yards and a TD...on special teams had 45 kickoff returns for 1,091 yards and four punt returns for 24 yards...McAllister's 24.2 yard kickoff return average ranked fifth in the NFC...in his NFL debut at Buffalo, 9/9, had one carry for two yards, one punt return for ten yards and one kickoff return for 13 yards...had two special teams tackles vs. Minnesota, 10/7...in his first game as primary kickoff returner vs. Atlanta, 10/21, McAllister had one reception for 16 yards, one punt return for 0 yards and five kickoff

returns for 111 yards...had one punt return for four yards and six kickoff returns for 171 yards at St. Louis, 10/28...in the Rams game, McAllister set career-highs in kickoff returns (six), yardage (171) and longest return (46)...had one incomplete pass, one punt return for 10 yards, six kickoff returns for 131 yards and one special teams tackle vs. N.Y. Jets, 11/4...in his first game seeing extended action on offense, had four rushes for 15 yards, one reception for 17 yards and three kickoff returns for 59 yards at San Francisco, 11/11...enjoyed first career start alongside Ricky Williams in backfield vs. Indianapolis, 11/18 and responded with four rushes for five yards, two receptions for 15 yards, four kickoff returns for 124 yards, including a career-long 63-yarder and one special teams tackle...started in backfield alongside Williams for second straight week at New England, 11/25 and had four kickoff returns for 96 yards...had two rushes for five yards and five kickoff returns for 119 yards vs. Carolina, 12/2...enjoyed biggest impact to date in 28-10 win at Atlanta, 12/9, starting at RB...in game McAllister, had a 54-yard TD run, a 12-yard TD pass, one reception for eight yards and three kickoff returns for 69 yards...McAllister threw a 12-yard TD pass to Willie Jackson with 2:43 to go in the opening quarter



SAINTS VETERANS



to tie the score 7-7...in the fourth quarter, McAllister then put the game out of reach with his 54-yard TD run with 8:16 remaining in the game...the last time a Saints non-QB threw and ran for a TD in the same game was on 9/21/97 when RB Mario Bates threw a 21-yard TD pass and posted TD runs of 2 and 74 yards in a 35-17 victory vs. Detroit at the

Superdome...the 54-yard run was also the longest scamper by a Saint since Bates' TD run in that game...had one rush for six yards, five receptions for 44 yards and six kickoff returns for 163 yards vs. St. Louis, 12/17...started at WR vs. Washington, 12/30 and had one rush for 2 yards and four receptions for a career-high 62 yards, including a 22-yard TD reception, the longest catch of his career...the TD catch on a swing pass from Aaron Brooks put the Saints up 7-0 in the first quarter.

COLLEGE — The most decorated player in Ole Miss history since former Saints QB Archie Manning, McAllister is the only player in school history to record three seasons with at least 1,000 all-purpose yards...he holds Mississippi career records in carries (616), yards (3,060) and touchdowns rushing (37)...his 13 100-yard rushing performances is also a school record...his 4,889 all-purpose yards shattered the old school record of 3,186...his 41 total TDs set an Ole Miss all-time record, as did his 246 points scored...ranks fourth in school annals with 992 yards on kickoff returns...as a senior in 2000, McAllister was an All-SEC first team selection as an all-purpose back by the Sports Xchange and the Associated Press...he played in every game, starting eight contests and led the team with 159 carries for 767 yards (4.8 avg.) and 14 TDs...he was fourth on the squad with 18 receptions for 190 yards (10.6 avg.) and a pair of TDs...he led the team in scoring with 102 points, returned 17 punts for 191 yards (11.2 avg.) and a TD and added 340 yards on 20 kickoff returns (17.0 avg.)...as a junior in 1999, McAllister earned second-team All-America honors from the All-America Football Foundation and was also a First-team All-SEC pick by the league coaches, Associated Press and The Birmingham News...also tapped as a second team all-purpose player on the AP All-SEC team, received the 1999 Conerly Trophy as Mississippi's collegiate Player of the Year and won the Offensive MVP award from the Rebel Club of Jackson...in ten games with eight

starts, McAllister was second on the team with 151 carries for 809 yards (5.4 avg.) and 12 TDs...he was third on the squad with 20 receptions for 201 yards (10.1 avg.) and completed both pass attempts for 32 yards...on special teams, he returned 25 kickoffs for 652 yards (26.1 avg.) and a TD and added 30 yards on three punt returns...as a sophomore in 1998, McAllister was selected Ole Miss Quarterback Club Co-Player of the Year, second-team All-SEC by the SEC coaches and Associated Press and Offensive MVP by the Rebel Club of Jackson...he led the team with 1,082 yards and seven TDs on 212 carries (5.1 avg.)...also caught 18 passes for 154 yards (8.6 avg.)...as a freshman, he made an immediate impact and was selected Co-Offensive Newcomer of the Year by the Rebel Club of Jackson...played in every game (one start), he finished with 402 yards and four TDs on 94 carries (4.3 avg.) and caught seven passes for 71 yards (10.2 avg.).

PERSONAL — First Team All-State selection by the Mississippi Sports Writers Association and the Jackson Clarion-Ledger as a defensive back at Morton (Lena, Miss.) HS...named to Super Prep's All-American and All-Dixie teams...four-time All-Division 5-3A choice and was twice Division Most Valuable Player...picked up 2,643 all-purpose yards and 23 TDs during senior season in helping lead Morton to 8-4 record and Division 5-3A championship...rushed for 1,603 yards on 192 tries with 19 TDs, had 12 receptions for another 167 yards, returned 17 kickoffs for 563 yards and two TDs and returned 15 punts for 310 yards, including a TD...excelled on defense, as he had 66 tackles, four pass interceptions, 11 pass defenses, two caused fumbles, and three fumble recoveries, including one for a TD that year...played in Mississippi-Alabama All-Star Game...earned four letters in football, three in basketball and two in track...averaged 18 points per game as a junior and 14 in his senior campaign, earning All-South Tournament team honors in basketball...was Student Body President senior year...criminal justice major...active in the community...named to the 1999 American Football Coaches Association (AFCA) Good Works Team...among his contributions to the Oxford community were visiting children at the Mother Goose Day Care Center, helping build a community playground and being a mentor at Bramlett Elementary School...he also served as a referee for basketball at the Special Olympics State Games in Decatur, Miss. and has been a football camp counselor at middle and high schools in Jackson...nickname, "Deuce", was given to him by one of his high school coaches who was a fan of former University of Alabama and former NFL running back David Palmer, who was also known as Deuce...Dulymus Jenod McAllister...born Dec. 27, 1978 in Lena, Miss.

SAINTS VETERANS



Deuce McAllister

Year	Team	GP/GS	No.	Yds.	Avg.	LG	TD	RECEIVING						Pts.
								No.	Yds.	Avg.	LG	TD		
2001	New Orleans	16/4	16	91	5.7	54t	1	15	166	11.1	22t	1		12
Totals		16/4	16	91	5.7	54t	1	15	166	11.1	22t	1		12

KICKOFF RETURNS
PUNT RETURNS

ADDITIONAL STATS: Passing — (2001, 2 att., 1 comp., 0 int., 12 yds., 1 TD, 12t LG, 108.3 passer rating) **Total: 2 att., 1 comp., 0 int., 12 yds, 1 TD, 12t LG, 108.3 passer rating.** Special Teams Tackles — (2001, 5) **Total: 5.** Special Teams Fumble Recoveries — (2001, 1) **Total: 1.**

CAREER HIGHS: Rushes — 4 (2x), at San Francisco (11/11/01) & vs. Indianapolis (11/18/01); **Rushing Yards** — 54, at Atlanta (12/9/01); **Long Rush** — 54, at Atlanta (12/9/01); **Rushing TDs** — 1, at Atlanta (12/9/01); **Receptions** — 5, vs. St. Louis (12/17/01); **Receiving Yards** — 62, vs. Washington (12/30/01); **Long Reception** — 22, vs. Washington, (12/30/01); **Receiving TDs** — 1, vs. Washington (12/30/01); **Kickoff Returns** — 6 (3x), last time vs. St. Louis (12/17/01); **Kickoff Return Yards** — 171, at St. Louis (10/28/01); **Long Kickoff Return** — 63, vs. Indianapolis (11/18/01); **Kickoff Returned for TD** — 0; **Punt Returns** — 1 (4x), last time vs. N.Y. Jets (11/4/01); **Punt Return Yards** — 10 (2x), at Buffalo (9/9/01) & vs. N.Y. Jets (11/4/01); **Long Punt Return** — 10 (2x), at Buffalo (9/9/01) & vs. N.Y. Jets (11/4/01); **Punt Returned for TD** — 0.



BUBBA MILLER

Center/Guard

Ht: 6-1 **Wt:** 305 **Birthdate:** 1/24/73

College: Tennessee

Joined Saints: UFA-02 (Phi)

NFL Experience: 7th Season


67

PRO — The veteran offensive lineman looks to make a successful and healthy return to the starting lineup after missing all of the 2001 season. He is expected to compete in training camp for the center position. A proven commodity as a backup along the offensive line during his first four NFL seasons, he vaulted to the top of the depth chart at center in 2000 and emerged as a leader on the Eagles offensive line. He missed the 2001 season after suffering a fractured right ankle at the end of training camp.

CAREER TRANSACTIONS — Signed by the Saints, 5/14/02. Placed on reserve/injured, 9/1/01. Signed a contract extension with Philadelphia, 3/1/00. Signed as an undrafted free agent by Philadelphia, 4/26/96.

2001 — Miller underwent surgery, 8/31, to repair the fractured right ankle he suffered in the first quarter of the preseason finale vs. the New York Jets, 8/30...placed on reserve/injured, 9/1. **2000** — Started all 16 games and both postseason contests...was a member of an offensive line that started all 16 regular season games (and both playoff contests) in the same combination...as such, the Eagles were just one of four clubs (Indianapolis, New Orleans and N.Y. Jets) to have the unit stay intact throughout the season and, since the NFL went to a 16-game schedule in 1978, became the first Philadelphia team to accomplish that feat...at Dallas, 9/3, helped the Eagles to their first 300-yard rushing day in nearly a decade. **1999** — Saw action in 14 games, mostly on special teams...filled in at center in place of Steve Everitt in the 4th quarter at Buffalo, 9/26 and at Arizona, 12/5, when Everitt was sidelined with a concussion in the 2nd quarter...was deactivated for two games. **1998** — With Steve Everitt

sidelined from the beginning of training camp through the early portion of the regular season due to a foot injury, Miller started the first three games and relieved Everitt in the second half of game 4 vs. Kansas City...then, with several injuries at the tight end position late in the season, Miller saw part-time duty as an extra blocker in multiple-TE sets during the final four contests...actually started at TE at Dallas, 12/20 and recorded his first NFL reception (11 yards) vs. N.Y. Giants, 12/27...saw special teams duty throughout the season. **1997** — After being deactivated for 18 straight games over two seasons, Miller saw his first NFL action in a Monday Night Football matchup at Dallas, 9/15...also filled in admirably for Steve Everitt in game 5 vs. Washington and went on to play in 13 games overall...a natural center, he played primarily on special teams but made three starts at left guard (games 10-12) after Joe Panos suffered an eye injury at Arizona...filled in at center for Everitt (leg cramps) vs. Washington. **1996** — Earned a spot on the Eagles 53-man roster after being signed as a rookie free agent...was deactivated for all 16 regular season games and one postseason contest.



COLLEGE — A rock-solid anchor on the offensive line at Tennessee, Miller started 46 of 47 games in his final



SAINTS VETERANS

four seasons with the Volunteers...was an All-SEC performer as a junior and senior in 1994 and 1995...served as one of the Volunteers' four captains during his senior campaign.


PERSONAL — Attended Brentwood Academy (Franklin, Tenn.) HS, where he was a Class AA all-state pick in football...also was a two-time Tennessee high school heavyweight wrestling champion while posting records of 41-1 and 24-0 as a junior and sen-

ior, respectively...is an avid fly fisherman and aspires to one day own a fishing lodge in Wyoming...is currently looking to make a guest appearance on a fishing show...claims to make the best fried chicken in America...was first given the name "Bubba" by his football coach when he was in 5th grade...he and his wife, Gina, have two sons, Stephen II and Wesley...Stephen DeJuan Miller...born Jan. 24, 1973 in Nashville, Tenn.

Bubba Miller

Games Played/Started: Philadelphia - (1996, 0/0); (1997, 13/3); (1998, 15/4); (1999, 14/0); (2000, 16/16); (2001, reserve/injured). Total: 58/23.

Postseason Games Played/Started: Philadelphia - (1996, 0/0); (2000, 2/2) Total: 2/2.



JOHNNY MITCHELL

Tight End

Ht: 6-3 Wt: 241

Birthdate: 1/20/71

College: Nebraska

Joined Saints: FA-01

NFL Experience: 5th Season

85

PRO — The former first round pick made his return to the NFL after an aborted comeback attempt with the N.Y. Jets in 1999. After being waived at the end of training camp by the Saints, he returned to the team for the final two games of 2001. He spent 1992-95 with the Jets and played with Dallas in 1996. During his five seasons, he played in 57 games, started 43 and finishing with 159 receptions for 2,103 yards (13.2 avg.) and 16 TDs. He entered the draft after his sophomore season at Nebraska.

CAREER TRANSACTIONS — Re-signed by the Saints, 3/27/02. Re-signed by the Saints, 12/26/01. Waived by the Saints, 9/2/01. Signed by the Saints, 6/4/01. Retired from the N.Y. Jets, 7/31/99. Signed with the N.Y. Jets, 1/19/99. Signed by Dallas, 11/21/96. Placed on retired list, 7/29/96. Signed by Miami, 7/17/96. Granted unconditional free agency by the N.Y. Jets, 4/23/96. Free agency status changed by the Jets from transitional to franchise player, 2/16/96. Designated by the N.Y. Jets as transition player, 2/15/94. On reserve/injured, 9/8/92-10/11/92. Selected after sophomore season by the N.Y. Jets in first round (15th pick overall) of the 1992 NFL Draft.

HONORS — 1992: PFWA All-Rookie Team

2001 — After recording four receptions for 70 yards in two preseason appearances, Mitchell was waived by the Saints at the end of training camp. After being re-signed by the team, 12/26, Mitchell was on the active list but did not play in the final two games of the season. **1999** — Signed a two-year contract with the N.Y. Jets, 1/19, and announced his retirement at the start of training camp, 7/31. **1996** — Initially named the franchise player of the N.Y. Jets in the offseason, Mitchell was granted unconditional free agency, 4/23 and subsequently signed with Miami Dolphins, 7/17...after being placed on the retired list by Miami,

7/29, signed with Dallas, 11/21...played in four games for the Cowboys, starting one when the Cowboys opened in a two-tight end alignment, recording one reception for 17 yards...recorded reception in only start of season at Washington, 12/22...appeared in NFC Wild Card playoff vs. Minnesota, 12/28 and had no stats. **1995** — Played in 12 games, started 11 and managed to post good numbers in spite of an early season back injury...had two catches for 23 yards in game 1 at Miami...was inactive for game 2 vs. Indianapolis, game 3 vs. Jacksonville, game 4 at Atlanta and game 5 vs. Oakland...returned to action and had two grabs for 13 yards in game 6 vs. Buffalo...tallied two receptions for 18 yards and one TD in game 8 vs. Miami...seemed to regain his old form with five catches for 87 yards and one TD in game 11 vs. Buffalo...for the second straight week, had five receptions for 50 yards in game 12 at Seattle...led the team and had a season-high nine receptions for 108 yards and one TD in game 14 at New England...for the second straight week, led the team with seven catches for 72 yards and one TD in game 15 at Houston...finished the season with 44 yards on five receptions in game 16 vs. New Orleans. **1994** — Played in 16 games and started 14...recorded career highs in receptions and yards...was second on the Jets and 17th in the AFC in receptions and second on the team and 18th in the AFC in receiving yards...opened the season strong, recording just two receptions, but making them count for 74 yards in game 1 at Buffalo...for the third straight week, had four catches for 65 yards in game 4 vs. Chicago...five receptions for 79 yards in game 5 at Cleveland...posted a one-yard TD reception in game 6 vs. Indianapolis...recorded three grabs for 27 yards and one TD in game seven vs. New England...was held without a catch for the only time in the season in game 9 vs. Buffalo...rebounded with five receptions for 50 yards in game 10 vs. Green Bay...was a force and led


SAINTS VETERANS



the team and posted career high in receptions with 11-120 in game 11 at Minnesota...posted his third multiple TD of his career and finished with two TD in game 12 vs. Miami...finished the season with one catch for seven yards at Houston. **1993** — Played and started 14 games...had four catches for 64 yards in game 2 at Miami...had a monster day, with 146 yards on seven catches and 3 TDs in game 4 vs. Philadelphia...it was his high in receiving yards...he was the first Jet to score 3 TDs since Al Toon did it in 1986 vs. New Orleans...the lonely other Jet with 3 TDs in a game was Mickey Shuler (1985)...four receptions, 38 yards and two TD, his second multiple TD performance of the season, in game 8 vs. Miami...was inactive in game 10 at Cincinnati and game 11 at New England, due to a knee injury...was 1-10 in his return in game 12 vs. Indianapolis...six receptions for 78 yards in game 15 at Buffalo. **1992** — Earned all-rookie honors from Football Writers/Pro Football Weekly...played in 11 games...one catch for 23 yards in game one at Atlanta...injured his shoulder and was placed on R/I for games two through six...returned and had one catch for 18 yards in game seven vs. Buffalo...had his best game of the season, 4-78 and one TD in game eight vs. Miami...went 3-41 in game 12 vs. Indianapolis...was 2-7 in game 16 vs. New Orleans.

COLLEGE — Had 50 career catches for 1,011 yards and 13 TD in his career at Nebraska...named to UPI All-America team and was an All-Big 8 selection as a sophomore...was Big 8's Freshman of the Year and

named to first team All-Big 8...he was the first Husker to earn those honors as a freshman since 1946...his 25.6 receiving avg. as a freshman set a school record...set a school bowl record when he caught five passes for 138 yards and one TD vs. Georgia Tech in the Citrus Bowl.



PERSONAL

Majorized in human development (3.59 GPA) at Nebraska...grew up idolizing Hall of Fame San Diego Chargers TE Kellen Winslow...was raised by his grandparents on a 150-acre farm (milked cows, fed the hogs and ducks, helped with the corn, beans, wheat and sugar cane crop) in Tchula, Miss. (pop. 1,100) avoiding the tough area of Chicago where his parents lived...moved back to Chicago at 16 to pursue sports...left Nebraska early to help ease the financial burdens of his parents and grandparents...all-state selection at TE for Simeon (Chicago, Ill.) HS...member of the state championship team as a sophomore...he is ambidextrous...he and wife, Eliana, have a daughter, Gabriela (7), and sons, Nefertiti (4) and Kemet (3)...born Jan. 20, 1971 in Chicago, Ill.

Johnny Mitchell

RECEIVING

Year	Team	GP/GS	No.	Yds.	Avg.	LG	TD	Pts.
1992	N.Y. Jets	11/3	16	210	13.1	37t	1	6
1993	N.Y. Jets	14/14	39	630	16.2	65t	6	36
1994	N.Y. Jets	16/14	58	749	12.9	55	4	24
1995	N.Y. Jets	12/11	45	497	11.0	43t	5	30
1996	Dallas	4/1	1	17	17.0	17	0	0
2001	New Orleans	0/0	0	0	0.0	0	0	0
Totals		57/43	159	2103	13.2	65t	16	96

CAREER HIGHS: Receptions — 11, at Minnesota (11/20/94); Receiving Yards — 146, vs. Philadelphia (10/3/93); Long Reception — 65t, vs. Philadelphia (10/3/93); Receiving TDs — 3, vs. Philadelphia (10/3/93).

POSTSEASON STATISTICS

RECEIVING

Year	Team	GP/GS	No.	Yds.	Avg.	LG	TD	Pts.
1996	Dallas	1/0	0	0	0.0	0	0	0
Totals		1/0	0	0	0.0	0	0	0

SAINTS HAVE MOST SACKS SINCE 1981

The Saints lead the NFL in total team sacks with 978 since the start of the 1981 season... the top five team totals from 1981-2001:

Team	Sacks
New Orleans	978
Philadelphia	971
Oakland	954
Chicago	912
N.Y. Giants	885



SAINTS VETERANS



DEE MORONKOLA

Defensive Back

Ht: 5-9 Wt: 190 Birthdate: 7/1/77
College: Washington State
Joined Saints: FA-02
NFL Experience: 2nd Season

30

PRO — The former draft selection by Jacksonville was signed by the Saints in February and will compete for a job in the secondary.


CAREER TRANSACTIONS — Signed by the Saints, 2/28/02. Waived by San Francisco, 9/2/01. Signed by San Francisco, 2/9/01. Waived by Oakland, 9/19/00. Signed to Oakland's practice squad, 9/13/00. Waived by Jacksonville, 6/23/00. Placed on reserve/injured, 8/30/99. Drafted by Jacksonville in the seventh round (242nd overall) in 1999 NFL Draft.

2001 — Played for the Berlin Thunder of NFL Europe in the spring of 2001...saw action in 10 games with one start for the Thunder, posting 27 tackles, one sack, five pass defenses, three special teams tackles and also returned a punt 39 yards and had a 19.9 yard kickoff return average...waived by San Francisco prior to the season. **2000** — Spent time on Oakland's practice squad after being waived by Jacksonville. **1999** — Placed on reserve/injured by Jacksonville, 8/30.

COLLEGE — Started 24-of-38 games at cornerback in four seasons at Washington State...saw time as a kick returner...totalled 118 total tackles in career and seven interceptions...ranked fourth on school's all-time career kickoff yardage list with 1,005 yards...earned All-Pac 10 honors as a senior...ranked second in the nation as a senior with a 31.5 kickoff

return average...scored two touchdowns...had 42 tackles (33 solo), two interceptions and nine passes defended as a senior...started every game as a junior, with 34 tackles (26 solo), two interceptions and eight pass defenses...34 tackles (27 solo) as a sophomore...had two interceptions...appeared in four games as a true freshman, returning ten kickoffs for 234 yards...totalled eight tackles (four solo).

PERSONAL — Lettered three times in football and track at DeAnza (Richmond, Calif.) HS...rushed for 1,208 yards on 104 carries and had 20 touchdowns...caught five touchdown passes and returned a kickoff for a touchdown as senior...won North Coast Section title in 100-meter dash...cousin, Je'Rod Cherry, was a second round pick of the Saints in 1996 and played for the Saints from 1996-99...married (Aisha)...Adesola A. Moronkola...born July 1, 1977 in Oakland, Calif.



Year	Team	GP/GS	S	A	TT	Sk.-Yds.	Int-Yds.	LG	PD	FF	FR
1999	Jacksonville	reserve/injured									
Totals		0/0	0	0	0	0-0	0-0-0		0	0	0

Dee Moronkola



RICHARD NEWSOME

Safety

Ht: 5-11 Wt: 202 Birthdate: 12/6/77
College: Michigan State
Joined Saints: FA-01
NFL Experience: 2nd Season

31

PRO — An undrafted free agent, he made the Saints roster and contributed primarily on special teams as one of the team's most reliable players.

CAREER TRANSACTIONS — Signed by the Saints as an undrafted free agent, 4/26/01.

2001 — After making the 53-man roster as an undrafted free agent, Newsome saw action in 11 games primarily on special teams, where he recorded 14 tackles, one forced fumble and one fumble recovery...in

limited defensive action in game four at Carolina, 10/14, had one assisted tackle...was declared inactive for games 10-14 while recovering from a foot injury...had two assisted special teams tackles vs. Minnesota, 10/7...had two solo special teams tackles, one assisted special teams tackles, one special teams forced fumble and one special teams fumble recovery at St. Louis, 10/28...recorded two special teams tackles at San Francisco, 11/11...had one special teams tackle vs. Indianapolis, 11/18, before leaving game in second quarter with right foot injury...had two special

SAINTS VETERANS




teams tackles in season finale vs. San Francisco, 1/6/02.

COLLEGE — Two-year starter at Michigan State who finished career with 230 tackles...was selected as team's MVP as a senior in 2000, as he finished third on the team with 101 tackles (56 solo), three pass defenses and one interception...team's most improved player as a junior in 1999, as he started every game and recorded 92 tackles (54 solo) and nine pass defenses...was a reserve and played on special teams his first two years...recreation and tourism major.

PERSONAL — Was a two-time All-Ohio, All-Northwest Ohio and all-league pick at Fostoria (Ohio) HS...picked off four passes as a senior in 1996 and

returned one 40 yards for a TD...returned a fumble 33 yards, a punt for 74 yards and a kick-off for 89 yards (all TDs) in his final season...intercepted four passes during his junior season...started at guard for three years on the school's basketball squad...received honorable mention All-State honors as a senior...Richard Lawrence Newsome...born Dec. 6, 1977 in Lima, Ohio.



Richard Newsome

Year	Team	GP/GS	S	A	TT	Sk.-Yds.	Int-Yds.	LG	PD	FF	FR
2001	New Orleans	11/0	0	1	1	0-0	0-0-0		0	0	0
Totals		11/0	0	1	1	0-0	0-0-0		0	0	0

ADDITIONAL STATS: Special Teams Tackles — (2001, 14) **Total: 14. Special Teams Forced Fumbles** — (2001, 1) **Total: 1.**

1. Special Teams Fumble Recoveries — (2001, 1) **Total: 1.**

CAREER HIGHS: Tackles — 1 at Carolina (10/14/01); **Sacks** — 0; **Interceptions** — 0; **Int. Ret for TD** — 0; **Forced Fumbles** — 0; **Fumble Recoveries** — 0.



MORAN NORRIS

Fullback

Ht: 6-1 Wt: 250 Birthdate: 6/16/78
College: Kansas
Joined Saints: D4-01
NFL Experience: 2nd Season

33


PRO — The 2001 fourth-round pick spent his rookie season learning the offense and the fullback position. After he worked into the lineup at the end of the season, he is expected to compete for the starting fullback spot.

CAREER TRANSACTIONS — Selected by the Saints in the fourth round (115th overall) of the 2001 NFL Draft.

2001 — Norris saw action in five games, primarily on special teams...saw his first action on offense in the final two games of the season...recorded two special teams tackles...declared inactive for the first six games and games 12-14...was on active list, but did not play in game eight...recorded one special teams tackle vs. Indianapolis, 11/18...had one special teams tackle at New England, 11/25.

COLLEGE — Norris began his career as a tight end, moving to the backfield as a sophomore, where he played both fullback and halfback and took over halfback as a junior...closed out his career with 199 carries for 864 yards (4.3 avg.) and 10 TDs, adding 87 yards and a score on 17 receptions (5.1 avg.)...as a senior in 2000, was a preseason All-American selection and member of the Jayhawks Scholar List, finishing with 87 carries for 313 yards and a pair of TDs, as

well as catching three passes for 26 yards in seven games...opened the season with 10 rushes for 43 yards and a one-yard TD at SMU...a third team All-Big 12 selection as a junior in 1999...lined up at FB and started nine contests...second on the team with 537 yards and eight TDs on 107 carries...grabbed 10 passes for 64 yards and a score...led the team in scoring with 54 points...rushed nine times for 40 yards and a two-yard score, adding seven yards on a reception at Kansas State...caught three passes for 30 yards and a ten-yard TD vs. SMU...went over the top for a one-yard TD at Texas A&M...gained 106 yards on 18 attempts with TDs of 23 & six yards and also had an eight-yard catch vs. Missouri...had 17 carries for 80 yards and a seven-yard grab vs. Nebraska...finished with 13 rushes for 75 yards, including two TDs vs. Baylor...collected 120 yards on 20 attempts with a seven-yard score at Oklahoma State...closed out the season with 19 rushes for 93





SAINTS VETERANS

yards and a one-yard TD vs. Iowa State...as a junior in 1999, played in every game, starting six contests at FB (team used a single-back formation in five games)...used strictly as a blocker, catching four passes and carrying five times for 41 yards...as a red-shirt freshman in 1997, saw action in the team's final three games as a reserve tight end...redshirted as a freshman in 1996...performed at tight end on the scout team.

PERSONAL — Earned All-District and All-City honors in his senior year at James Madison (Houston, Texas)

HS...All-Greater Houston pick...second team All-HISD choice...caught 25 passes for 410 yards as a tight end...a standout at linebacker...earned three letters in football...graduated from Kansas in December of 2000 with dual degrees in communications studies and crime & delinquency...earned a spot on the Jayhawk Scholars list by posting a 3.0 or better grade point average...older brother, Gaston Norris, lettered as a running back at Iowa State (1993-96)...volunteered as an aide with a kindergarten class at a local elementary school...Torrance Moran Norris...born June 16, 1978 in Houston, Texas.

Moran Norris

RUSHING

Year	Team	GP/GS	No.	Yds.	Avg.	LG	TD	Pts.
2001	New Orleans	5/0	0	0	0.0	0	0	0
Totals		5/0	0	0	0.0	0	0	0

ADDITIONAL STATS: Special Teams Tackles — (2001, 2) Total: 2.



ONOME OJO

Wide Receiver

Ht: 6-4 Wt: 205 Birthdate: 6/3/77
College: Cal-Davis
Joined Saints: D5-01
NFL Experience: 2nd Season

89

PRO — The 2001 fifth round pick spent his rookie season learning the West Coast offense, as he had never played football at the major college level. After playing in NFL Europe in the spring of 2002 to gain experience, he aims to contribute to the Saints offense this season.


CAREER TRANSACTIONS — Selected by the Saints in the fifth round (153rd overall) of the 2001 NFL Draft.

2001 — Ojo was declared inactive for all 16 games...seeing extensive action in the preseason, Ojo had eight receptions for 120 yards and team-leading three TD catches...in extensive action for the Rhein Fire of NFL Europe in 2002, he started six of eight games and had 11 receptions for 111 yards and one touchdown as the Fire advanced to the World Bowl.

COLLEGE — Ojo played football for three years at Cal-Davis and emerged as one of Division II's best big-play receivers despite not having played the game until his college years...caught 51 passes for 1,231 yards and 13 TDs in three seasons...averaged 24.1 yards per catch...started all 13 games at wide receiver as a senior in 2000...finished third on the team with 33 catches and was second on team with 865 yards...averaged 26.2 yards per catch to establish school mark...caught 11 TD passes, tied for second on team...Ojo recorded three 100-yard receiving games in 2000: 103 vs. Southern Utah, 155 at Western Washington, 118 vs. Chadron State in playoffs...caught a TD pass in ten games, including pair at Cal Poly...caught five TD passes for 50 yards or longer...pulled down 80-yarder vs. Sacramento State, tied for eighth on school's longest passing plays

list...caught three passes for 43 yards, including 21-yard TD, in Cactus Bowl Division II All-Star game in January, 2000...as a junior in 1999, started all 12 games and ended the year with 18 catches for 366 yards (20.3 avg.)...his first reception came vs. Texas A&M-Commerce when he caught two passes for 85 yards and a TD...his best outing was in NCAA quarterfinal vs. Northeastern State when he caught two passes for 131 yards with an 86-yard TD reception, tying for fifth-longest in school history...appeared in five games as a sophomore in 1998.

PERSONAL — Attended San Francisco (Calif.) Urban School...was student body president...earned Urban All-School Athletic award...played three years of soccer and led team in scoring...also played one season each of basketball and tennis...dean's list student at Cal-Davis, majoring in psychology with a minor in English...has volunteered at children's museum in San Francisco...made church mission trips to Greece and numerous U.S. cities...father, Johnson, ran track for Nigeria and at Ohio University...enjoys tap dancing, writing, movies and acting...craziest ambition is to direct movies...worked out with future Hall of Fame receiver Jerry Rice in preparation for NFL Draft...his wife, Jessica, gave birth to a son, Onome Jesiah, on



SAINTS VETERANS



the morning of the NCAA Semifinal vs. Bloomsburg, Dec. 2, 2000...Ojo proceeded to play in the contest after assisting with the birth...she gave birth to twins (a daughter, Olanasaze Jaelle and a son, Ohon Judah)

on June 23, 2002, a day after Ojo played in the World Bowl in Dusseldorf, Germany...Onome Johnson Ojo...born June 3, 1977 in San Jose, Calif.

Onome Ojo

Year	Team	GP/GS	RECEIVING					Pts.
			No.	Yds.	Avg.	LG	TD	
2001	New Orleans	0/0	0	0	0.0	0	0	0
Totals		0/0	0	0	0.0	0	0	0



JEROME PATHON

Wide Receiver

Ht: 6-0 Wt: 182 Birthdate: 12/16/75
College: Washington
Joined Saints: UFA-02 (Ind)
NFL Experience: 5th Season

80

PRO — The veteran wide receiver is expected to give the Saints quarterbacks another speedy option. Appeared to be on the cusp of stardom after first four games last season before he suffered a foot injury. Started his career as a second round selection of Indianapolis and spent four seasons with the Colts.


CAREER TRANSACTIONS — Signed by the Saints, 4/11/02. Placed on reserve/injured, 11/19/01. Selected by Indianapolis in the second round (32nd overall) of the 1998 NFL Draft.

HONORS — 1998: *Pro Football Weekly*, *College and Pro Football Weekly*, *Football News* and *Football Digest* All-Rookie First Team.

2001 — Played in four games and started three for the Colts in 2001, recording 22 receptions for 318 yards with two TDs...in the team's opener at N.Y. Jets, 9/9, recorded a then career-high eight catches for 93 yards...enjoyed a career week vs. Buffalo, 9/23, hauling in nine passes for 168 yards and a TD...suffered right foot injury vs. New England, 9/30...placed on injured reserve list, 11/19...at the time of his injury, Pathon's reception total was ranked sixth in the AFC. **2000** — Started 10 of 16 games at WR...posted career-best numbers with 50 receptions for 646 yards, and three TDs...also returned 26 kickoffs for 583 yards and had one rush for three yards...started at wide receiver at N.Y. Jets, 12/3 and posted a season-high six catches for 73 yards...his receiving yardage total marked a career-high...he also returned four kickoffs for 95 yards...caught three balls for 55 yards at Kansas City, 9/3...recorded five receptions for 61 yards vs. Oakland, 9/10...recorded three catches for 67 yards and a 16-yard TD vs. Jacksonville, 9/25...had three receptions for 18 yards and returned four kickoffs for 54 yards at Buffalo, 10/1...recorded six receptions for 42 yards and one kickoff return for 17 yards at New England, 10/8...had two catches for 26 yards and four kickoff returns for 94 yards vs. New England, 10/22...started at wide receiver at Chicago, 11/5 and grabbed three balls for 58 yards, including a 21-yard TD, while also adding four kickoff returns for 87 yards...had three receptions for 42 yards and one

rush for three yards vs. N.Y. Jets, 11/12...totaled three receptions for 45 yards and a 11-yard TD reception at Green Bay, 11/19...tallied three catches for 31 yards and three kickoff returns for 70 yards vs. Buffalo, 12/11...recorded four receptions for 47 yards vs. Minnesota, 12/24...started at WR in Wild Card Playoff game at Miami, 12/30 and had five receptions for 69 yards, including a 17-yard strike from Peyton Manning. **1999** — Played in 10 games with two starts and had 14 receptions for 163 yards...dressed, but did not play vs. Cincinnati, 10/24, vs. Philadelphia, 11/21, vs. Washington, 12/19 and at Cleveland, 12/26...was inactive vs. N.Y. Jets, 11/28 and at Miami, 12/5...totaled one kickoff return for 23 yards at New England, 9/19...posted a season-high four receptions for 55 yards at San Diego, 9/26...had four receptions for 42 yards and two kickoff returns for 32 yards at N.Y. Jets, 10/17...had a 38-yard reception vs. Dallas, 10/31...posted two receptions for ten yards at N.Y. Giants, 11/14...recorded five receptions for 44 yards vs. Tennessee, 1/16/00 in AFC Divisional Playoff.

1998 — Started 15 of 16 games as a rookie, missing only start vs. N.Y. Jets, 11/15, when club opened in two-TE alignment...had 50 receptions for 511 yards with one TD for the second-highest rookie receptions and yardage totals in the NFL behind Randy Moss...was named to most All-Rookie teams...joined Colts RB Royce Womble (1954), WR Bill Brooks (1986), WR Andre Rison (1989) and WR Sean Dawkins (1993) as the only Colts' rookies with a reception in each game...joined WR Marvin Harrison (1996) and WR Raymond Butler (1980) to become only third Colts rookie WR with opening day start since 1980...receptions tied for fifth-best rookie club total in club history (65, Brooks, 1986; 64, Harrison, 1996; 52, Rison, 1989; 50, RB





SAINTS VETERANS

Randy McMillian, 1981)...joined RB Marshall Faulk (86) and Harrison (59) to form only sixth 50+ season reception trio in club history and joined Rison (1989), Faulk (1994) and Harrison (1996) as only rookies to form such trio...posted multiple receptions in 13 of 16 games and had more than three catches nine times...had seven catches for 56 yards vs. New England, 11/1 for his top reception outing of season...recorded six receptions for 66 yards at Seattle, 12/20...had three grabs for 66 yards vs. New Orleans, 9/27...the Seattle and New Orleans games were his top yardage outings of 1998...had a five-yard TD reception at Baltimore, 11/29 for team's lone score...had five receptions for 48 yards vs. Cincinnati, 12/13...caught five balls for 35 yards vs. Carolina, 12/27.

COLLEGE — Three-year letterman and two year starter at Washington...career totals in 33 games with 19 starts included 125 receptions for 2,063 yards with 16 TDs...ranked second in school history in yards and TDs and fourth in receptions...also posted 34 punt returns for 428 yards (11.3 avg.) and 24 kickoff returns for 620 yards (25.8 avg.)...saw action in 11 games with nine starts as a senior, posting 69 catches for 1,245 yards with eight TDs to set school season records for receptions and yards...also had 19 punt

returns for 209 yards (11.0 avg.) and 16 kickoff returns for 386 yards (24.1 avg.)...had six 100+ receiving outings...had eight receptions for 182 yards with two TDs vs. San Diego State...had seven receptions for 164 yards vs. Oregon...caught seven balls for 163 yards vs. BYU...had five grabs for 195 yards vs. Nebraska...as a junior, saw action in 11 games with ten starts...had 41 receptions for 618 yards with seven TDs...returned 18 punts for 217 yards (12.1 avg.) and brought back seven kickoffs for 204 yards (29.1 avg.), including an 86-yard TD...had six receptions for 128 yards and two TDs vs. Stanford...had five receptions for 96 yards and an 86-yard kickoff return for a TD vs. Colorado in the Holiday Bowl...saw reserve action in 11 games as a sophomore, recording 15 receptions for 200 yards with one TD...had four receptions for 62 yards and one TD vs. Iowa in Sun Bowl...was redshirted in 1994 after transferring from Acadia University in Nova Scotia, Canada...as a freshman at Acadia in 1993, recorded 44 catches for 868 yards and ten TDs...majored in psychology.

PERSONAL — Attended Carson Graham (North Vancouver, B.C.) Secondary...qualified for the Canadian national track team in long jump (23-2)...Jerome Pathon...born Dec. 16, 1975 in Capetown, South Africa.

Jerome Pathon													
RECEIVING							RUSHING						
Year	Team	GP/GS	No.	Yds.	Avg.	LG	TD	No.	Yds.	Avg.	LG	TD	Pts.
1998	Indianapolis	16/15	50	511	10.2	45	1	3	-2	0.7	4	0	6
1999	Indianapolis	10/2	14	163	11.6	38	0	0	0	0.0	0	0	0
2000	Indianapolis	16/10	50	646	12.9	38	3	1	3	3.0	3	0	18
2001	Indianapolis	4/3	24	330	13.8	60t	2	1	-8	-8.0	-8	0	12
Totals		46/30	138	1650	12.0	60t	6	5	-7	-1.4	4	0	36
KICKOFF RETURNS													
Year	Team	No.	Yds.	Avg.	LG	TD							
1998	Indianapolis	0	0	0.0	0	0							
1999	Indianapolis	6	123	20.5	31	0							
2000	Indianapolis	26	583	22.4	48	0							
2001	Indianapolis	1	13	13.0	13	0							
Totals		33	719	21.8	48	0							
CAREER HIGHS: Receptions — 9, vs. Buffalo (9/23/01); Receiving Yards — 168, vs. Buffalo (9/23/01); Long Reception — 60t, vs. Buffalo (9/23/01); Receiving TDs — 1 (6x), last vs. Buffalo (9/23/01); Rushes — 1 (5x), last time at New England (9/30/01); Rushing Yards — 4 at Miami (11/8/98); Long Rush — 4 at Miami (11/8/98); Rushing TDs — 0; Kickoff Returns — 4 (4x), last time at N.Y. Jets (12/3/00); Kickoff Return Yards — 95 at N.Y. Jets (12/3/00); Long Kickoff Return — 48, vs. Jacksonville (9/25/00); Kickoff Returned for TD — 0.													
POSTSEASON STATISTICS													
RECEIVING													
Year	Team	GP/GS	No.	Yds.	Avg.	LG	TD	Pts.					
1999	Indianapolis	1/0	5	44	8.8	13	0	0					
2000	Indianapolis	1/1	5	69	13.8	25	1	6					
Totals		2/1	10	113	11.3	25	1	6					
CAREER HIGHS: Receptions — 5 (2x), vs. Tennessee (11/16/00) & at Miami (12/30/00); Receiving Yards — 69, at Miami (12/30/00); Long Reception — 25, at Miami (12/30/00); Receiving TDs — 1, at Miami (12/30/00).													

CAREER HIGHS: Receptions — 5 (2x), vs. Tennessee (1/16/00) & at Miami (12/30/00); Receiving Yards — 69, at Miami (12/30/00); Long Reception — 25, at Miami (12/30/00); Receiving TDs — 1, at Miami (12/30/00).

SAINTS VETERANS



JAKE REED

Wide Receiver

Ht: 6-3 Wt: 213 Birthdate: 9/28/67

College: Grambling

Joined Saints: UFA-02 (Min)

NFL Experience: 12th Season

86

PRO — The veteran wide receiver returns to New Orleans after a season with Minnesota. He began his career as a 1991 third round pick by the Vikings and played for Minnesota from 1991-99 and in 2001. He will add depth to a talented group of receivers.

CAREER TRANSACTIONS — Signed by the Saints, 3/12/02. Signed by Minnesota, 4/23/01. Released by the Saints, 3/1/01. Signed by the Saints, 2/21/00. Released by Minnesota, 2/10/00. Re-signed by Minnesota, 2/28/95. Re-signed by Minnesota, 5/6/94. Placed on reserve/injured, 11/2/91. Selected by Minnesota in the third round (68th pick overall) of the 1991 NFL Draft.


HONORS — 1997: NFC Offensive Player of the Month (September).

2001 — Appeared in 16 games in 2001 for the Vikings, with 27 receptions, 309 yards and one TD...season-high four catches at Chicago, 9/23...caught two passes for 36 yards at New Orleans, 10/7...caught a 14-yard pass to keep a drive alive, and caught a two-point conversion pass from Daunte Culpepper, the first two-point conversion of his career vs. Green Bay, 10/21...had three catches for a season-high 47 yards and his first TD of the season vs. Tennessee, 12/9. 2000 — Started the first six games of the season before a broken leg sidelined him until the final regular-season game and the playoffs...appeared in both playoff games, starting NFC Divisional Playoff at Minnesota, 1/6/01...had season-best five catches for 51 yards at San Diego, 9/10...missed nine games due to broken leg and surgery on the injury...returned to action vs. St. Louis, 12/24 in the regular-season finale with two catches for 36 yards...saw time in both playoff games for the Saints, catching three passes for 27 yards in Wild Card game vs. St. Louis, 12/30, and catching two passes for 29 yards in Divisional Playoff game at Minnesota, 1/6/01...caught 16 passes for 206 yards on the season. 1999 — Had 44 catches on the season for 643 yards, both ranking third on the team...went over the 100-yard mark in back-to-back games, vs. Oakland, 9/19 and at Green Bay, 9/26...had season-highs in catches (six) and yards (108) and his long catch of the season (50) at Green Bay, 9/26...caught TD passes vs. Oakland, 9/19 and vs. San Diego, 11/28...his 50-yard catch from Randall Cunningham at Green Bay, 9/26 was the 12th catch of 50+ yards in his career...caught five passes for 81 yards in Divisional Playoff game at St. Louis, 1/16/00...went over the 6,000 career-yard mark in Sunday Night Football game at Kansas City, 12/12, only the fifth Vikings player to go over the mark. 1998 — Had 17th career 100-yard day at Tampa Bay, 11/1

with six catches for 117 yards and two touchdowns, the fourth two-touchdown game of his career...led team in catches with six and receiving yards with 117 at Tampa Bay, 11/1...had five catches for 90 yards vs. New Orleans, 11/8...opened scoring at Detroit, 10/25 on an 11-yard pass from Randall Cunningham...first touchdown of season came at Green Bay, 10/5, a 56-yarder from Randall Cunningham...left game vs. Green Bay, 11/22 with numbness in his legs that was traced to a vertebrae injury...was inactive for games at Dallas, 11/26, vs. Chicago, 12/6, at Baltimore, 12/13, vs. Jacksonville, 12/20 and at Tennessee, 12/26 following back surgery...returned for Divisional Playoff game vs. Arizona, 1/10/99 but was again sidelined for NFC Championship game vs. Atlanta, 1/17/99. 1997 — Led team and finished sixth in the NFC in receiving yards (1,138)...finished second on the club and ninth in the NFC in receptions (68)...set team record for consecutive games with 100-or-more yards receiving with four (11 at Chicago, 9/7; 131 vs. Tampa Bay, 9/14; 119 at Green Bay, 9/21; 134 vs. Philadelphia, 9/28)...tied a team record for 100-yard receiving games in a season (5)...led or tied for team lead in receiving yards nine times...finished second in the NFC in yards per catch (16.7)...named NFC Offensive Player of the Month for September (34 catches for 521 yards)...had a career-high 12 catches at Chicago, 9/7, which tied for the third most in team history...had two touchdown receptions at Green Bay, 9/21 and at NY Jets, 11/23...had the third-highest receiving yard total of career with 150 yards at NY Jets, 11/23...had seventh 100-yard receiving game in team playoff history with 114 at San Francisco, 1/3/98. 1996 — Finished second in the NFL in Receiving yards (1,320)...the 1,320 receiving yards were a career-high and the second-highest total in team history, behind Cris Carter's 1,371 in 1995...was eight in the NFC in total yards from scrimmage (1,320)...72 receptions ranked second on the club and tenth in the NFC...finished third in the NFL in yards per catch (18.3 avg.)...led the team in receiving yards in eight of the 16 games...had a career-high four games with 100-or more yards receiving; 148 at Atlanta, 9/8; 129 vs. Green Bay, 9/22; 153 vs. Chicago, 10/28; 134 at Oakland, 11/17...had a season-high 11 receptions vs. Chicago, 10/28...had first two-touchdown reception game of his career at Seattle, 11/10...had a career-long 82-yard catch for a touchdown at Oakland, 11/17...82-yard reception was the fifth-longest in team history. 1995 — Had 1,167 yards receiving to rank tenth in the NFC...72 grabs tied for tenth in a season in team history...the 1,167 yards ranked fifth in a season in team history...led the team in percentage of catches going for a first down on third down (34.7%, 25 of 72)...finished second on the club in touchdowns



SAINTS VETERANS



with a career-high nine...tied for fifth in the team record books for touchdowns receiving in a season....100-yard games came vs. Dallas, 9/17, with 107 yards, at Detroit, 11/23, with 149 yards and at Cincinnati, 12/24, with 111 yards...combined with Cris Carter for 2,538 yards receiving and 26 receiving touchdowns, both team records for tandems.

1994 — Combined with Carter (122 catches) to set an NFL record for receptions by a receiving duo in a season with 207...his 85 grabs were good for fifth in the NFC (9th in the NFL)...his 1,175 yards receiving placed him sixth in the NFC...those numbers at the time also put him fourth and third in the team's season record books, respectively...scored the first touchdown of NFL career on an 18-yard pass from Warren Moon at Chicago, 9/18...went over the 100-yard mark for the first time as a pro with nine catches for 127 yards vs. Miami, 9/25...had career-high 157 yards on eight catches vs. New Orleans, 11/6. **1993** — Slowed after fracturing his left tibia in the preseason game vs. Buffalo, 8/7 in Berlin, Germany...injury kept him out of

remaining three preseason games and the first five games of the regular season...returned at Chicago, 10/25...made first NFL start vs. New Orleans, 11/28...placed fourth on the club in special teams tackles with 12 despite playing in only ten games. **1992** — Averaged 23.7 yards per catch...led squad in special teams tackles (21). **1991** — Deactivated first seven games...did not play the following at New England, 10/20 despite being activated...first action in the NFL came at Phoenix, 10/27...put on reserve/injured for rest of the season, 11/2 with an ankle injury.

COLLEGE — Played running back and wide receiver at Grambling from 1987-90...a first team All-SWAC choice as a senior...rushed for 303 yards and four touchdowns...caught 48 passes for 954 yards and ten scores...a second team All-SWAC choice as a junior...averaged 6.5 yards per rush (550 yards on 85 attempts) and scored five touchdowns as a junior...earned his degree in criminal justice.

PERSONAL — Earned All-America honors at wide receiver and defensive end at Newton County (Ga.) HS...lettered three times in football and basketball, and once in track...he and his wife, Vinita, have two sons, Laslo Sanchez (16) and Jake Rashaan (6), and a daughter, Jaevin Octavia (4)...Jake Reed...born Sept. 28, 1967 in Covington, Ga.

Jake Reed

		RECEIVING						
Year	Team	GP/GS	No.	Yds.	Avg.	LG	TD	Pts.
1991	Minnesota	1/0	0	0	0.0	0	0	0
1992	Minnesota	16/0	6	142	23.7	51	0	0
1993	Minnesota	10/1	5	65	13.0	18	0	0
1994	Minnesota	16/16	85	1175	13.8	59	4	24
1995	Minnesota	16/16	72	1167	16.2	55t	9	54
1996	Minnesota	16/16	72	1320	18.3	82t	7	42
1997	Minnesota	16/16	68	1138	16.7	56	6	36
1998	Minnesota	11/11	34	474	13.9	56t	4	24
1999	Minnesota	16/8	44	643	14.6	50	2	12
2000	New Orleans	7/6	16	206	12.9	22	0	0
2001	Minnesota	16/0	27	309	11.4	27	1	8
Totals		141/90	429	6639	15.5	82t	33	200
Saints Totals		7/6	16	206	12.9	22	0	0

ADDITIONAL STATS: Two-Point Conversions Scored — (2001, 1) Total: 1.

CAREER HIGHS: Receptions — 12, at Chicago (9/7/97); Receiving Yards — 157, vs. New Orleans (9/7/97); Long Reception — 82t, at Oakland (11/17/96); Receiving TDs — 2 (4x), last time at Tampa Bay (11/1/98).

POSTSEASON STATISTICS

		RECEIVING						
Year	Team	GP/GS	No.	Yds.	Avg.	LG	TD	Pts.
1992	Minnesota	1/0	0	0	0.0	0	0	0
1993	Minnesota	1/0	2	16	8.0	12	0	0
1994	Minnesota	1/0	3	39	13.0	18	0	0
1996	Minnesota	1/0	1	10	10.0	10	0	0
1997	Minnesota	2/2	10	203	20.3	53	1	6
1998	Minnesota	1/0	0	0	0.0	0	0	0
1999	Minnesota	2/0	5	85	17.0	41	1	6
2000	New Orleans	2/1	5	56	11.2	16	0	0
Totals		11/3	26	409	15.7	53	2	12
Saints Totals		2/1	5	56	11.2	16	0	0

CAREER HIGHS: Receptions — 5 (3x), last time at St. Louis (1/16/00); Receiving Yards — 114, at San Francisco (1/3/98); Long Reception — 53, at San Francisco (1/3/98); Receiving TDs — 1 (2x), at N.Y. Giants (12/27/97) & at St. Louis (1/16/00).

SAINTS VETERANS



TUTAN REYES



Tackle

Ht: 6-3 Wt: 299

Birthdate: 10/28/77

College: Mississippi

Joined Saints: D5a-00

NFL Experience: 3rd Season

76

PRO — The offensive lineman saw action in one game in 2001 as he continued to learn the guard and tackle positions. He is expected to compete for the starting right guard position in training camp.


CAREER TRANSACTIONS — Selected by the Saints in the fifth round (131st player overall) of the 2000 NFL Draft.

2001 — Saw action on special teams vs. Carolina, 12/2...was declared inactive in games 1-5, 8-9 and 13-16...was on active list, but did not play games 6-7 and 11. **2000** — Was inactive for every game in his rookie season.

COLLEGE — Started 25 games in his career at the University of Mississippi, including 24 straight at LT in 1998 and 1999...played in all 12 games in 1997, including Ford Motor City Bowl...only start was in season opener against Central Florida...was on extra point and field goal teams...moved from tight end to offensive tackle...saw action in all 11 games as a red-shirt freshman and earned his first letter...redshirted as a freshman in 1995.

PERSONAL

— Selected to All-Queens honors at August Martin (Queens, N.Y.) HS...was also named to the Coaches All-City squad...had 18 receptions for 413 yards and five TDs in his senior year...helped team to 13-7 record, including an 8-3 mark in his senior year...earned two letters in football and two in basketball...an outstanding basketball player who garnered All-Queens honors...graduated with a degree in management...made Dean's Honor Roll in Fall of 1998...made SEC's 1996 Academic Honor Roll...three-time member of the University of Mississippi Athletic Association Honor Roll...has a son, Tyriq Marques Reyes...born Oct. 27, 1977, in Queens, N.Y.



Tutan Reyes

Games Played/Started: (2000, 0/0); (2001, 1/0) Total: 1/0.

VICTOR RILEY



Tackle

Ht: 6-5 Wt: 328

Birthdate: 11/4/74

College: Auburn

Joined Saints: UFA-02 (KC)

NFL Experience: 5th Season


66

PRO — The mammoth right tackle enters his first season in New Orleans after starting at right tackle since his rookie year in 1998 in Kansas City. He is a powerful performer poised on a massive frame, yet is surprisingly agile and athletic. His superb drive blocking will contribute to the Saints running game. He continues to improve as a pass protector and continually holds his own against some of the league's fiercest defensive ends. He was initially tabbed to work at left tackle when he was drafted, but instead, was thrust into the starting lineup at right tackle in just his second NFL contest. He quickly proved he could perform at a high level and proceeded to start the Chiefs' final 15 games at the right tackle post.

CAREER TRANSACTIONS — Signed by the Saints, 4/4/02. Selected by Kansas City in the first round (27th

overall) of the 1998 NFL Draft.

2001 — Played in seven games (five starts) at RT...started the season's first five games at RT before suffering a broken right fibula vs. Pittsburgh, 10/14, which kept him out of the next nine contests...inactive at Arizona 10/21, vs. Indianapolis 10/25, at San Diego 11/4, at the N.Y. Jets 11/11, vs. Seattle 11/25, vs.





SAINTS VETERANS

Philadelphia 11/29, at Oakland 12/9, vs. Denver 12/16 and vs. San Diego 12/23...returned to action on the placement protection team and in short yardage formations at Jacksonville 12/30, and at Seattle 1/6/02. **2000** — Started all 16 games for the second consecutive season...was part of an offensive line which helped the Chiefs passing game amass a franchise-record 259.3 passing yards per game...also contributed to another franchise record as the Chiefs did not permit a sack in three straight games, marking just the second time in team history (1988) that had happened...KC did not permit a sack at New England 12/4, vs. Carolina 12/10 or vs. Denver 12/17. **1999** — Started all 16 games at right tackle in his second pro campaign...was an integral part of a Chiefs offensive front which helped the club rank fourth in the NFL in rushing with a 130.1 yards per game average...also helped protect QB Elvis Grbac, who was sacked just 26 times, the fourth-lowest total in the league. **1998** — Played in 16 games with 15 starts as a rookie...worked at left tackle in his first pro game before opening the club's final 15 contests at right tackle...voted by his peers as the club's Mack Lee Hill Award winner, presented annually to the Chiefs most outstanding rookie or first-year player...appeared in several series at left tackle in his first NFL action vs. Oakland, 9/6...received first professional start at right tackle at Jacksonville 9/13, as Glenn Parker switched from right tackle to left guard to compensate for Scott's injury...helped pave the way for Bam Morris' 137-yard rushing effort vs. Dallas, 12/13...eventually left that game with an ankle injury, but did return...returned to the line-up the next week at the N.Y. Giants, 12/20...part of an offensive line that did not allow a sack of QB Elvis Grbac in the season finale at Oakland, 12/26.

Victor Riley

Games Played/Started: Kansas City - (1998, 16/15); (1999, 16/16); (2000, 16/16); (2000, 7/5) Total: 55/52.



SCOTT SANDERSON

Tackle

Ht: 6-6 Wt: 295 Birthdate: 7/25/74
College: Washington State
Joined Saints: FA-01
NFL Experience: 6th Season

74

PRO — Tackle with great combination of size, strength and speed who signed with the Saints late last season. Provides experienced depth on offensive front.

CAREER TRANSACTIONS — Signed by the Saints, 11/28/01. Released by Cleveland, 9/3/01. Signed by Cleveland, 7/30/01. Granted unconditional free agency, 3/2/01. Placed on reserve/injured, 10/9/99. Selected by Tennessee in the third round (98rd overall) of the 1997 NFL Draft.

2001 — Declared inactive for games 11-16 with the Saints...was released by Cleveland at the end of training camp. **2000** — Played in nine games, all in a

reserve role on the offensive line and on special teams...played in the final six games of the regular season, the last three at both offensive line and special teams...did not play in the team's AFC Divisional Playoff Game vs. Baltimore, 1/7. **1999** — Started three games at left guard...won position in training camp...started



COLLEGE — Saw duty in 42 regular season contests (33 starts) and opened two bowl games during his tenure at Auburn...played in all 12 games at left tackle as a senior, starting every contest but the Mississippi State outing...a first team All-America choice of the Football Writers Association...tabbed as a first team All-Southeastern Conference selection by Football News...led the team with 53 knockdowns, helping an offense that averaged 280.7 yards per game passing...played in all 11 games as a junior, starting 10 contests at right guard, all but the UAB contest...an honorable mention All-America and first team All-SEC pick by Football News...registered 79 knockdown blocks on the year...appeared in ten games at left tackle as a sophomore, with four starts...played in all 11 games as a true freshman, starting the final eight match-ups of the year at right tackle...an All-SEC freshman team pick by the Knoxville News-Sentinel...saw duty in 575 plays as a true freshman...part of an Auburn offense which averaged 410.0 yards per game...earned his first career start in a 38-0 shutout of East Tennessee State as the Tigers amassed 479 total yards...majored in liberal arts.

PERSONAL — An All-State and All-Area selection at Swansea (S.C.) HS...only played two years of prep football, starting at offensive guard and defensive end...led the team to a pair of state titles...also served as the starting center on the basketball team, averaging 20 points and five rebounds per game...lettered in wrestling and track...uncle, Marshall Riley, was a defensive tackle at Auburn from 1977-80...he and his wife, Kym, have a daughter, Victoria (1)...Victor Allan Riley...born Nov. 4, 1974 in Lexington, S.C.

SAINTS VETERANS



season opener vs. Cincinnati, 9/12, as offense gained 403 yards...part of line that did not allow a sack vs. Cleveland, 9/19...started in win at Jacksonville, 9/26...ruptured disk in lower back during warmups at San Francisco, 10/3...missed remainder of season after being placed on reserve/injured, 10/9...underwent back surgery, 10/23. **1998** — Played in all 16 games with three starts...replaced injured LT Brad Hopkins in the third quarter at Tampa Bay, 11/8...registered first NFL start vs. Pittsburgh, 11/5 at LT in place of Hopkins...also started vs. the N.Y. Jets, 11/22 and at Seattle, 11/29. **1997** — Played in 10 games, all on special teams...was declared inactive for the final six games of the regular season.

COLLEGE — Was anchor of Washington State's offensive line, as he started every game at left tackle over his final three seasons...earned first team All-America honors by The Sporting News along with first

team All-Pac 10 and WSU Offensive Lineman of the Year accolades as a senior...played in the East-West Shrine Game and the Senior Bowl...selected Inland Empire Amateur Athlete of the Year in 1996...second team All-Pac 10 and WSU Offensive Lineman of the Year as a junior...criminal justice and sociology major.

PERSONAL — Lettered three years in football at Clayton Valley (Concord, Calif.) HS...started every year as a two-way lineman...earned honorable mention All-Bay Area honors for offensive performance as a senior...also lettered in basketball and track for the Ugly Eagles...enjoys golfing...a self-proclaimed thrill seeker, he has bungee-jumped, cliff-dived, swam with sharks and is certified to skydive...would like to pursue career in broadcasting after football...married (Sarah)...Scott Michael Sanderson...born July 25, 1974 in Walnut Creek, Calif.

Scott Sanderson

Games Played/Started: Tennessee - (1997, 10/0); (1998, 16/3); (1999, 3/3); (2000, 9/0); New Orleans - (2001, 0/0) Total: 38/6 (Tennessee 38/6; New Orleans 0/0).



DAVID SLOAN

Tight End

Ht: 6-6 Wt: 260 Birthdate: 6/8/72
College: New Mexico
Joined Saints: UFA-02 (Det)
NFL Experience: 8th Season

88

PRO — A physically imposing tight end who is in the prime of his career, he is expected to give the Saints offense a boost because of his sure hands and rugged body. Led Detroit with seven touchdowns in 2001, including three contests where he hauled in two scores. His seven touchdowns ranked third-best among tight ends in the NFL and marked the most TD catches by a Lions' tight end since 1964. His size-speed ratio makes him a big-play threat in Saints' West Coast passing attack while his large frame and height make him an especially easy target in traffic.

CAREER TRANSACTIONS — Signed by the Saints, 4/3/02. Removed from reserve/physically unable to perform, 8/27/00. Re-signed by Detroit, 3/24/99. Removed from reserve/physically unable to perform, 10/23/98. Placed on reserve/physically unable to perform, 8/25/98. Re-signed by Detroit, 6/10/98. Selected by Detroit in the third round (70th overall) of the 1995 NFL Draft.


HONORS — 1999: Pro Bowl.

2001 — Led the Lions with seven TD receptions...also tied a career-best single-season mark with 15 starts on the season...caught two passes for 37 yards at Green Bay, 9/9...had two receptions for 35 yards vs. St. Louis, 10/8...reeled in four receptions for 63 yards at Minnesota, 10/14...posted three receptions for 41 yards vs. Tennessee, 10/21...caught a career-high two TDs and totaled four receptions for 34 yards vs.

Cincinnati, 10/28...tied career high again with two TDs at Arizona, 11/18 and posted his fourth TD of the season...inactive at Chicago, 12/2 with a knee injury...returned to lineup at Tampa Bay, 12/9 and made one catch for nine yards...led team in receptions (five) for 64 yards vs. Minnesota, 12/16...tied career high with two TD receptions at Pittsburgh, 12/23, his third multiple-touchdown game of 2001...had season highs with six receptions for 65 yards vs. Chicago, 12/30...caught seventh TD of the season vs. Dallas, 1/6/02. **2000** — Reclaimed role as starting tight end for the Lions, recording 32 catches (tied for fourth on team) for 379 yards and two TDs, which were the second-highest seasonal tallies of his career...voted as alternate for 2001 Pro Bowl...played in 15 games, missing contest vs. Atlanta, 11/12 due to hamstring pull suffered in practice three days earlier...made 10 starts...did not start in games where the offense opened in a three-receiver set...missed all of training camp rehabilitating a turf toe injury that slowed him late in 1999 (taken off R/PUP, 8/27) but returned to see action in season opener at New Orleans, 9/3, catching two passes for 10 yards...caught season-high four passes for 53 yards vs. Tampa Bay, 9/17...tied season and team-high with four receptions for 20 yards at Indianapolis, 10/29...collected three passes for team-high 64 yards vs. Miami, 11/5...among three receptions for a team and season-high 66 yards vs. New England, 11/23, was a one-yard score on fourth-and-one and a team season-long 59-yard grab on the opening play of the



SAINTS VETERANS



game...among three catches vs. Chicago, 12/24, was a nine-yard score for Lions' first TD of game. **1999** — Lions' starting TE who enjoyed one of the best pass-receiving seasons for a tight end of this generation...culminated the season by being named to first Pro Bowl of his career...established career-highs in all three pass-receiving categories with 47 catches for 591 yards and four TDs...his 47 receptions were the most for a Detroit tight end since 1979 and his receiving yardage total was the highest since 1978...four TD catches were the most by a Lions' tight end since 1983...with Pro Bowl trip became the first Lion tight end to be chosen since 1979...caught a TD pass in each of the season's first two games — the first coming at Seattle, 9/12...his second TD catch of the year spanned 74 yards vs. Green Bay, 9/19 and was the longest pass play by a Lions' TE since Jim Gibbons' 82-yard score vs. San Francisco, 12/13/64...one of his catches vs. Tampa Bay, 10/31, was an acrobatic lunging 23-yard grab on the Lions' first play from scrimmage...enjoyed the best game of his career at Arizona, 11/14, tying his career-high with seven catches (team-high) for career-high 88 yards and a TD...was slowed during the final month (turf toe) of the season, but did not miss any game-action, catching five balls apiece in outings at Chicago, 12/19 and vs. Denver, 12/25...lone catch in Lions' NFC Wild Card Playoff Game at Washington, 1/8/00 went for 24 yards. **1998** — Played in 10 games (two starts), catching 11 passes for 146 yards and a TD...was slowed during training camp and spent the first six weeks of the season on PUP list while rehabilitating from knee surgery performed in June 1998...practiced for the first time on 10/13...once he was on active roster, he served in a reserve role, but began to play approximately as many snaps as starter Walter Rasby as the season progressed, especially on passing downs...two starts in '98 both came when team opened the game in two-tight end formation...started contests vs. Pittsburgh, 11/26 and at Baltimore, 12/27...caught the first TD pass since his rookie year (1995) at San Francisco, 12/14...also included in his catches in '98 was a clutch 30-yard reception on final drive at Philadelphia, 11/8 and then-career-long 33-yarder vs. Minnesota, 10/25. **1997** — Re-claimed starting tight end position after bouncing

back from season-ending knee surgery in September 1996...finished '97 season fourth on team with 29 receptions for 264 yards (both then-career-highs)...missed two games with minor injuries — at New Orleans, 9/21 with an ankle sprain, and vs. N.Y. Giants, 10/19 with a sore back...set career-highs with seven catches and 49 receiving yards vs. Tampa Bay, 9/7...led team with 43 yards on three catches vs. Indianapolis, 11/23...had a then-career-long 25-yard reception at Miami, 12/7...caught one pass for nine yards in Wild Card Playoff Game at Tampa Bay, 12/28. **1996** — Slated as Lions' starting tight end, but had year cut short due to torn anterior cruciate ligament in left knee in fourth game of the season vs. Chicago, 9/22...surgery performed, 10/6...had already collected three receptions for 19 yards in game vs. Bears (first quarter) at time of injury...made two receptions in each of club's first two games of the year. **1995** — Physically imposing tight end who enjoyed very solid rookie campaign, which he capped with his best game of the season (Lions' NFC Wild Card Playoff Game at Philadelphia, 12/30, in which he caught five balls for 67 yards and two touchdowns...in game, he joined Steve Junker and Willie Green as the only players in Lions' playoff history to catch two TD passes in a playoff game...saw limited action during first six weeks of season, but played more extensively as season wore on, eventually breaking into starting lineup for eight of last nine games...came off the bench at Washington, 10/22, reeling in the first three receptions of his career for 24 yards...started first career game vs. Green Bay, 10/29, latching on to three balls for 27 yards...hauled in the first TD grab of his career, a 17-yarder, vs. Tampa Bay, 11/12.

COLLEGE — Super-Sleeper Team pick by The Poor Man's Guide to the NFL Draft following his senior year at New Mexico in 1994...first-team All-WAC choice and Lobos' team co-captain in 1994 as well...finished third on the team with 24 receptions for 320 yards (13.3 avg.) and one TD during senior campaign...had 13 receptions for 116 yards (8.9 avg.) and three TDs as a junior in 1993...played forward and center on the basketball team at Fresno (Calif.) City College in 1991-92, averaging eight rebounds per game as a sophomore...joined the football team as a tight end during his sophomore year (1992), catching 13 passes for 254 yards (19.5 avg.)...economics major.

PERSONAL — Lettered three times in both football and basketball at Sierra Joint Union (Tollhouse, Calif.) HS...added four letters in track...sister, Jennifer, played volleyball at Rice...married (Jennifer)...David Lyle Sloan...born June 8, 1972 in Fresno, Calif.

SAINTS VETERANS



David Sloan

		RECEIVING						
Year	Team	GP/GS	No.	Yds.	Avg.	LG	TD	Pts.
1995	Detroit	16/8	17	184	10.8	24	1	6
1996	Detroit	4/4	7	51	7.3	18	0	0
1997	Detroit	14/12	29	264	9.1	25	0	0
1998	Detroit	10/2	11	146	13.3	33	1	6
1999	Detroit	16/15	47	591	12.6	74t	4	24
2000	Detroit	15/10	32	379	11.8	59	2	12
2001	Detroit	15/15	37	409	11.1	27	7	42
Totals		90/66	180	2024	11.2	74t	15	90

CAREER HIGHS: Receptions — 7 (2x), vs. Tampa Bay (9/7/97) & at Arizona (11/14/99); Receiving Yards — 88, at Arizona (11/14/99); Long Reception — 74t, vs. Green Bay (9/19/99); Receiving TDs — 2 (3x), last time at Pittsburgh (12/23/01).

POSTSEASON STATISTICS

		RECEIVING						
Year	Team	GP/GS	No.	Yds.	Avg.	LG	TD	Pts.
1995	Detroit	1/1	5	67	13.4	32t	2	12
1997	Detroit	1/1	1	9	9.0	9	0	0
1999	Detroit	1/1	1	24	24.0	24	0	0
Totals		3/3	7	100	14.3	32t	2	12

CAREER HIGHS: Receptions — 5, at Philadelphia (12/30/95); Receiving Yards — 67, at Philadelphia (12/30/95); Long Reception — 32t, at Philadelphia (12/30/95); Receiving TDs — 2, at Philadelphia (12/30/95).



DARRIN SMITH

Linebacker

Ht: 6-1 Wt: 236 Birthdate: 4/15/70

College: Miami (Fla.)

Joined Saints: FA-00

NFL Experience: 10th Season

54

PRO — Veteran linebacker who returned to his natural outside linebacker position in 2001 after spending 2000 in the middle due to a season-ending injury suffered by Charlie Clemons. He is solid against the run and is considered among the NFL's best in pass coverage.

CAREER TRANSACTIONS — Re-signed by the Saints, 3/30/01. Signed by the Saints, 7/16/00. Released by Seattle, 2/10/00. Signed with Seattle, 3/5/98. Placed on reserve/injured, 11/19/97. Signed as an unrestricted free agent with Philadelphia, 3/19/97. Selected by Dallas in the second round (54th overall) of the 1993 NFL Draft.


HONORS — 1994: NFC Defensive Player of the Week, Week 16. 1993: PFWA All-Rookie Team

2001 — Started all 16 games at ROLB and finished sixth on the team with 84 tackles (65 solo) and led Saints LBs with eight pass defenses...also had 1.5 sacks for -12.5 yards, one forced fumble and six special teams tackles...had one solo tackle at Buffalo, 9/9...left game in second quarter with right foot injury and did not return...had four solo tackles, one solo special teams tackle and one assisted special teams tackle at N.Y. Giants, 9/30...five solo tackles, one assisted tackle, one sack for -12 yards, one pass defense and a forced fumble at Carolina, 10/14...one solo tackle and two assisted special teams tackles at Atlanta, 10/21...seven solo tackles at St. Louis, 10/28...had 11 tackles and one pass defense vs. N.Y.

Jets, 11/4...six tackles (five solo) and one pass defense vs. Indianapolis, 11/18...nine tackles (seven solo) and one pass defense at New England, 11/25...in his 100th career start vs. Carolina, 12/2, had three solo tackles...recorded seven tackles (two solo), three pass defenses and one special teams tackle at Tampa Bay, 12/23...had team-high and season-high 13 tackles (nine solo), 0.5 sack for -0.5 yard and one pass defense vs. Washington, 12/30. **2000** — Appeared in all 16 games and started 11 at MLB, as well as both playoff games...had 113 tackles, two sacks for -13 yards, two interception returns for 56 yards, including a 41-yard TD return...also led team with 21 pass defenses, and added three special teams tackles and one special teams forced fumble...was the Saints' second-leading tackler and also recorded the second-most tackles in his career as well as attaining a career-high in solo tackles (73)...played a reserve role in defense in games 1-5, and then started at MLB for games 11-16 and both playoff games...had one solo tackle, one assisted tackle and two pass defenses vs. Detroit, 9/3...one solo tackle and one pass defended at San Diego, 9/10...led the team in tackles with ten (four solo) at Seattle, 9/17...two pass defenses vs. Philadelphia, 9/24...two assisted tackles, one interception return for 15 yards and two pass defenses at Chicago, 10/8...intercepted Cade McNown at the New Orleans 20 in fourth quarter and returned it 14 yards...in his first start at MLB for Saints vs. Carolina, 10/15, had six solo tackles, one assisted tackle and one pass defended...ten tackles (eight solo) and two pass defenses at Atlanta,



SAINTS VETERANS



les, one sack for -5 yards and three pass defenses in win at St. Louis, 11/26...on special teams, had one assisted tackle and one forced fumble...had six tackles vs. Denver, 12/3...recorded eight tackles (four solo), one sack for -8 yards and one assisted special teams tackle at San Francisco, 12/10...five tackles (two solo) vs. Atlanta, 12/17...eight solo tackles, one assisted tackle, a 41-yard interception return for a TD and two pass defenses vs. St. Louis, 12/24...two solo tackles, one assisted tackle, one pass defense, one special teams tackle and one kickoff return for two yards in NFC Wild Card vs. St. Louis, 12/30...three solo tackles and one assisted tackle in NFC Divisional Playoff at Minnesota, 1/6/01. **1999** — Started 15 games and recorded a then-career-high 65 solo tackles...his 90 total tackles ranked third on the team...registered five solo stops and a sack vs. Detroit, 9/12...tied for lead with nine solo stops at Chicago, 9/19...led team with 11 tackles (nine solo) at Pittsburgh, 9/26...eight stops vs. Oakland, 10/3...led team with 10 tackles (nine solo) and also had one pass defense vs. Buffalo, 10/24...vs. Cincinnati, 11/7 finished with six tackles (three solo), a pass defense and an interception in the end zone...10 tackles vs. San Diego, 12/12...seven tackles (four solo) and a pass defense in playoff game vs. Miami, 1/1/00. **1998** — Started 12 games, including three at MLB...had career-high three interceptions...led the team with 12 tackles and tied a career-high with 2.0 sacks, also added a fumble recovery in season opening victory at Philadelphia, 9/6...led the team with 10 tackles vs. Arizona, 9/13...also recorded 2.0 sacks and added a forced fumble...started at MLB vs. Washington, 9/20, and had seven tackles and intercepted a pass that setup a touchdown...it was his first career start at MLB, a position he played due to the injuries to Dean Wells (knee) and DeShone Myles (knee)...he then moved back outside at Pittsburgh, 9/27...finished with five tackles, including a sack on which he forced and

recovered a fumble at Kansas City, 10/4...returned an interception 23 yards for a TD vs. Denver, 10/11, the second interception return TD of his career...tied for seventh in the AFC with 5.0 sacks, which also marked a career high...inactive vs. Oakland, 11/1 with an ankle injury...scored on a 26-yard interception return (second of season) to help Seattle to a win over Kansas City, 11/8...inactive with ankle injury at Oakland, 11/15...inactive at Denver, 12/27, with a lower back injury. **1997** — Played and started seven games...suffered a sprained ankle in training camp and missed three of the first five games...had a sack, forced fumble and fumble recovery on one play vs. Arizona, 10/19...later in the season he suffered a torn ligament in his right ankle and missed the final six games...underwent surgery, 11/11, and placed on reserve/injured, 11/19. **1996** — Finished third on the team with a career-best 117 tackles, while starting all 16 games at weak OLB...recovered a fourth quarter fumble by Cris Carter in an NFC Wild Card victory over the Vikings. **1995** — Missed the first seven games of the season before agreeing to terms and started the final nine games at OLB...first game was at Atlanta, 10/29...averaged eight tackles in final five games of the season...equalled a career high with two sacks at Arizona, 12/25...started Super Bowl XXX for the Cowboys and recorded six tackles in a 27-17 win over Pittsburgh. **1994** — Finished fourth in tackles on a defense that led the NFL...recorded two sacks, a forced fumble and a fumble recovery in a win at Washington, 10/2...had career high 15 tackles vs. Cleveland, 12/10 and intercepted two passes, with one returned for a fourth quarter TD in New Orleans, 12/19...named NFC Defensive Player of the Week. **1993** — Consensus all-rookie selection...started 13 regular season games and all three in the postseason...played OLB for the Cowboys collecting 93 tackles with two fumble recoveries...had a season-high 14 stops at Philadelphia, 10/31.

COLLEGE — Four-year letterwinner at Miami (Fla.)...was part of two national title teams (1989 and 1991)...finished his career with 401 tackles and 10 sacks...finalist for the Butkus Award as the nation's top linebacker after his senior year in 1992...shared Big East Defensive Player of the Year honors with Syracuse's George Rooks as a junior in 1991.

PERSONAL — Football and track letterman at Norland (Miami, Fla.) HS...earned his MBA from Miami in 1993 and owns a real estate business in South Florida...active member of the Fellowship of Christian Athletes...married (Kimberly)...born April 15, 1970.

SAINTS VETERANS



Darrin Smith

Year	Team	GP/GS	S	A	TT	Sk.-Yds.	Int-Yds.-LG	PD	FF	FR
1993	Dallas	16/13	49	44	93	1-7	0-0-0	4	0	2
1994	Dallas	16/16	51	52	103	4-21	2-13-13t	10	1	2
1995	Dallas	9/9	43	22	65	3-13	0-0-0	0	0	1
1996	Dallas	16/16	62	55	117	1-7	0-0-0	1	0	0
1997	Philadelphia	7/7	9	4	13	1-5	0-0-0	3	1	1
1998	Seattle	12/12	59	21	80	5-35	3-56-26t	5	2	2
1999	Seattle	15/15	65	25	90	1-2	1-0-0	3	0	0
2000	New Orleans	16/11	75	41	116	2-13	2-56-41t	21	0	0
2001	New Orleans	16/16	65	19	84	1.5-12.5	0-0-0	8	1	0
Totals		123/115	478	283	761	19.5-115.5	8-125-41t	55	5	8
Saints Totals		32/27	140	60	200	3.5-25.5	2-56-41t	29	1	0

ADDITIONAL STATS: Special Teams Tackles — (1993, 6); (1994, 6); (1995, 2); (2000, 3); (2001, 6) **Total: 23; Special Teams Forced Fumbles** — (2000, 1) **Total: 1.**

CAREER HIGHS: Tackles — 15, vs. Cleveland (12/10/94); **Sacks** — 2 (4x), last time vs. Arizona (9/13/98); **Interceptions** — 2, at New Orleans (12/18/94); **Int. Ret. for TD** — 1 (4x), last time vs. St. Louis (12/24/00); **Forced Fumbles** — 1 (5x), last time at Carolina (10/14/01); **Fumble Recoveries** — 1 (8x), last time at Kansas City (10/4/98).

POSTSEASON STATISTICS

Year	Team	GP/GS	S	A	TT	Sk.-Yds.	Int-Yds.-LG	PD	FF	FR
1993	Dallas	3/3	8	3	11	0-0	0-0-0	1	0	0
1994	Dallas	2/2	8	4	12	0-0	0-0-0	1	0	0
1995	Dallas	3/3	6	7	13	0-0	0-0-0	1	1	0
1996	Dallas	2/2	6	3	9	0-0	0-0-0	1	1	1
1999	Seattle	1/1	4	3	7	0-0	0-0-0	1	0	0
2000	New Orleans	2/2	5	2	7	0-0	0-0-0	1	0	0
Totals		13/13	37	22	59	0-0	0-0-0	6	2	1
Saints Totals		2/2	5	2	7	0-0	0-0-0	1	2	1

ADDITIONAL STATS: Special Teams Tackles — (1996, 1); (2000, 1) **Total: 2; Kickoff Returns** — (2000, 1-2) **Total 1-2.**

CAREER HIGHS-x: Tackles — 15, vs. Cleveland (12/10/94); **Sacks** — 2 (4x), last time vs. Arizona (9/13/98); **Interceptions** — 2, at New Orleans (12/18/94); **Int. Ret. for TD** — 1 (4x), last time vs. St. Louis (12/24/00); **Forced Fumbles** — 1 (4x), last time at Kansas City (10/4/98); **Fumble Recoveries** — 1 (8x), last time at Kansas City (10/4/98).



KENNY SMITH

Defensive Tackle

Ht: 6-4 Wt: 295 Birthdate: 9/8/77

College: Alabama

Joined Saints: D3b-01

NFL Experience: 2nd Season

PRO — After serving as an understudy at defensive tackle and a special teams contributor as a rookie, he will get the opportunity in training camp to earn more playing time in the Saints' defensive line rotation. A powerful player with great acceleration into the backfield, he has a disruptive burst, using his arms to escape blocks.

CAREER TRANSACTIONS — Selected by the Saints in the third round (81st overall) of the 2001 NFL Draft.


2001 — Saw action in six games as a rookie, recording 10 tackles (six solo)...was on active list, but did not play in games one and five and was declared inactive for games two, three, six and 9-13...made his NFL debut at Carolina, 10/14, seeing limited action at defensive end...established a career with three solo tackles at Tampa Bay, 12/23...also had three tackles (two solo) vs. San Francisco, 1/6/02.

COLLEGE — Was a four-year starter for Alabama, moving over to defensive tackle his junior year...fin-

ished his career with 177 tackles (103 solo), 10.5 sacks and three blocked kicks...an All-SEC selection by the Sports Xchange as a senior, with a career-high 72 tackles (40 solo), 3.5 sacks for -36 yards, a pass defense and one blocked kick...caused two fumbles and recovered one...a second team All-SEC pick as a junior in 1999, finishing with 37 tackles (21 solo), three sacks for -26 yards and a forced fumble...business management major.

PERSONAL — Mississippi Defensive Player of the Year and Parade All-American as a senior at Meridian (Miss.) HS...four-year starter...as a senior, he had 65

90






SAINTS VETERANS

solo stops, 10 sacks, two fumble recoveries and two caused fumbles...returned one fumble 25 yards for a touchdown...as a junior, he turned in 67 solo tackles, six sacks, seven fumble recoveries, nine forced fumbles and six passes defended...first player in Meridian

HS history to move up from junior high to play varsity football...also played basketball and baseball and made the All-State hoops squad...Kenny Smith...born Sept. 8, 1978 in Meridian, Miss.

Kenny Smith										
Year	Team	GP/GS	S	A	TT	Sk.-Yds.	Int.-Yds.-LG	PD	FF	FR
2001	New Orleans	6/0	6	4	10	0-0	0-0-0	0	0	0
Totals		6/0	6	4	10	0-0	0-0-0	0	0	0

CAREER HIGHS: Tackles — 3 (2x), at Tampa Bay (12/23/01) & vs. San Francisco (1/6/02); Sacks — 0; Interceptions — 0; Int. Ret. for TD — 0; Forced Fumbles — 0; Fumble Recoveries — 0.



TERRELLE SMITH

Fullback

Ht: 6-0 Wt: 246 Birthdate: 3/12/78

College: Arizona State

Joined Saints: D4-00

NFL Experience: 3rd Season


44

PRO — Has played an important role in the Saints offensive success as the starting fullback. The powerful blocker and punishing runner made a successful comeback from offseason back surgery in 2001.

CAREER TRANSACTIONS — Selected by the Saints in the fourth round (96th overall) of the 2000 NFL Draft.

2001 — Smith rebounded from offseason back surgery to continue in his role as a blocking back...Smith started nine games and appeared in 14 in 2001...more important than his five rushes for eight yards and four receptions for 31 yards and two TDs was that he helped Ricky Williams enjoy his second consecutive 1,000-yard rushing season...Smith started nine games and was inactive for the final two games of the season due to a back injury...Smith was the primary fullback in games that he did not start...in season opener at Buffalo, 9/9, Smith had two carries for four yards and one reception for 10 yards...recorded one rush for 0 yards vs. Minnesota, 10/7...recorded two carries for four yards at St. Louis, 10/28...had a career lone 12-yard reception at San Francisco, 11/11...recorded the first TD reception of career, a four-yarder, vs. Carolina, 12/2...added another four-yard TD reception vs. St. Louis, 12/17. **2000** — Assuming the starting fullback role after being drafted, Smith became one of the top blocking backs in the league in his rookie season...more important than his 29 rushes for 131 yards and 12 receptions for 65 yards was the fact that the Saints rushing offense piled up 129.3 yards rushing per game in 2000, their highest total since 1987 (136.9) and that his blocking for Ricky Williams gave the Saints their first 1,000-yard rusher since 1989...started nine games at FB, appearing in 14 overall...was inactive for final two games of the season and both playoff games due to back injury...had three receptions for 14 yards at San Diego, 9/10...had three receptions for 18 yards at Chicago, 10/8...in his first action carrying the ball, had four carries for 22 yards vs. Carolina, 10/15...had one

carry for three yards at Arizona, 10/29...had two carries for six yards vs. San Francisco, 11/5...had four carries for a season-high 42 yards vs. Oakland, 11/19...had a season-high six carries for 20 yards at St. Louis, 11/26...had one carry for -3 yards vs. Denver, 12/3...in final action before suffering back injury, had six carries for 18 yards, including one fumble, at San Francisco, 12/10.



COLLEGE — After moving over from LB position, served as blocking FB for star running back J.R. Redmond in 1999, a third round pick of New England...had 22 carries for 129 yards (5.7 avg.) with one touchdown...had 11 receptions for 95 yards...played LB in 10 games in 1998 and posted six tackles (two solo)...posted one tackle in the season opener against Washington...posted one assist at BYU...recorded one solo tackle in the Sun Devils' 34-15 win over North Texas...posted one assist in ASU's 24-3 rout of Oregon State...also had one assist against Notre Dame and one in the Sun Devils' 55-22 rout of California...also contributed on special teams.

PERSONAL — A 1996 graduate of Canyon Springs (Moreno Valley, Calif.) HS...played both running back and linebacker...named All-America by *BlueChip Illustrated*...*SuperPrep* all-state, all-CIF, California all-state, all-county and all-league selection his junior and senior years...senior year compiled 1,236 yards on 186 carries...also had 11 tackles for 136 yards for a combined 19 TDs...87 solo tackles, caused eight fumbles and had three interceptions...lettered in football, basketball and track...major at Arizona State was fam-



SAINTS VETERANS

PRO — Has played an important role in the Saints offensive success as the starting fullback. The powerful blocker and punishing runner made a successful

comeback from offseason back surgery in 2001.

CAREER TRANSACTIONS — Selected by the Saints

Terrelle Smith													
RUSHING							RECEIVING						
Year	Team	GP/GS	No.	Yds.	Avg.	LG	TD	No.	Yds.	Avg.	LG	TD	Pts.
2000	New Orleans	14/9	29	131	4.5	16	0	12	65	5.4	10	0	0
2001	New Orleans	14/9	5	8	1.6	6	0	4	30	7.5	12	2	12
Totals		28/18	34	139	4.1	16	0	16	95	5.9	12	2	12

ADDITIONAL STATS: Fumble Recoveries — (2001, 1) Total: 1.
CAREER HIGHS: Rushes — 6 (2x), at St. Louis (11/26/00) & at San Francisco (12/10/00); Rushing Yards — 42, vs. Oakland (11/19/00); Long Rush — 16, vs. Oakland (11/19/00); Rushing TDs — 0; Receptions — 3 (2x), at San Diego (9/10/00) & at Chicago (10/8/00); Receiving Yards — 18, at Chicago (10/8/00); Long Reception — 12, at San Francisco (11/11/01); Receiving TDs — 1 (2x), vs. Carolina (12/2/01) & vs. St. Louis (12/17/01).

POSTSEASON STATISTICS													
RUSHING							RECEIVING						
Year	Team	GP/GS	No.	Yds.	Avg.	LG	TD	No.	Yds.	Avg.	LG	TD	Pts.
2000	New Orleans	0/0	0	0	0.0	0	0	0	0	0.0	0	0	0
Totals		0/0	0	0	0.0	0	0	0	0	0.0	0	0	0



FRED THOMAS

Cornerback

Ht: 5-9 Wt: 184 Birthdate: 9/11/73

College: Tennessee-Martin

Joined Saints: UFA-00 (Sea)


NFL Experience: 7th Season

22

PRO — Defensive back emerged as a solid starter for the Saints as he rebounded from injuries in 1999 and 2000 to start every game in 2001.

CAREER TRANSACTIONS — Signed by the Saints, 2/14/00. Placed on reserve/injured, 9/17/00. Selected by Seattle in the second round of the 1996 NFL Draft.

2001 — Started all 16 games at RCB...finished the year with a career-high 85 tackles (62 solo), one interception, a team-high 18 pass defenses and one forced fumble...added five stops on special teams...tackle total led all Saints corners...seven tackles (six solo), two pass defenses and one special teams tackle at Buffalo, 9/9...six solo tackles and batted away two passes vs. Minnesota, 10/7...seven tackles (five solo), two pass defenses and two special teams tackles at Carolina, 10/14...four solo tackles, one assisted tackle



and two pass defenses vs. Atlanta, 10/21...had four solo tackles, three pass defenses, a forced fumble and a special teams tackle in 34-31 victory at St. Louis, 10/28...stripped the ball loose from Rams RB Trung Canidate with 4:14 to play in the game, which was recovered by Chris Oldham and returned 43 yards to stop a Ram

scoring drive...recorded six tackles (five solo), one pass defense and one special teams tackle at San Francisco, 11/11...four solo tackles and three assisted tackles vs. Indianapolis, 11/18, a game in which Colts Pro Bowl WR Marvin Harrison managed only six catches for 55 yards...had his first career interception vs. Carolina, 12/2...interception came on final play of game when he intercepted Chris Weinke to seal Saints' win. **2000** — Played in 11 regular season games, recording 19 tackles (16 solo), 11 special teams tackles (eight solo) and two special teams forced fumbles...also saw action in both playoff games, starting NFC Divisional Playoff at Minnesota, 1/6, in dime package...was inactive for games 1-4 due to knee injury suffered in third preseason game at Indianapolis, 8/12...in Saints debut at Chicago, 10/8, had one solo tackle and one special teams tackle...had one pass defense, three special teams tackles and one special teams forced fumble vs. Carolina, 10/15...had two solo tackles and one special teams tackle vs. San Francisco, 11/5...was inactive due to foot injury at Carolina, 11/12...returned to action following week vs. Oakland, 11/19 and had three special teams tackles (one solo)...had two solo tackles, one pass defense, one assisted special teams tackle and one special teams forced fumble at St. Louis, 11/26...had one solo tackle vs. Denver, 12/3...had three solo tackles at San Francisco, 12/10...had two solo tackles, two assisted tackles and one special teams tackle vs. Atlanta, 12/17...recorded five solo tackles, one assisted tackle and one special teams tackle in regular season finale vs. St. Louis, 12/24...recorded one solo tackle, two assisted tackles and one special teams tackle in NFC Wild Card



SAINTS VETERANS

Playoff vs. St. Louis, 12/30...had three solo tackles and one special teams tackle in NFC Divisional Playoff at Minnesota, 1/6/01. **1999** — saw action in team's nickel package and with the special teams unit vs. Detroit, 9/12...recorded one pass defense in the first quarter...left game with a broken ankle on second half kickoff coverage...placed on reserve/injured, 9/17. **1998** — Nickel back and special teams player...led the team with three pass defenses vs. Washington, 9/20...also led the team with two special teams tackles in that game...had a special teams tackle at Kansas City, 10/4...inactive vs. Denver, 10/11, with hamstring injury...started at CB for an injured Willie Williams at Dallas, 11/22, and finished with a career-high nine tackles...saw action as the fourth CB vs. Tennessee, 11/29, and added two special teams tackles...had five tackles vs. San Diego, 12/13...had four tackles and two pass defenses at Denver, 12/27. **1997** — Played in 14 games, starting three at LCB for an injured Shawn Springs and served as the nickel cornerback in 11 others...recorded a then career-high 26 tackles, with two for a loss...made first career start vs. Atlanta, 11/30...in his second start, he responded with a team-leading and then career-high eight tackles at Baltimore, 12/7...broke up a last second pass by the Raiders to help secure a 22-21 victory at Oakland, 12/14. **1996** — Played the last 15 games as a reserve cornerback and special teams performer...inactive at San Diego, 9/1...saw his first

action on defense vs. Buffalo, 12/8, and also played at Jacksonville, 12/15 and Oakland, 12/22...had five tackles on defense and 15 on special teams...had 2.5 tackles inside the 20 on kick and punt coverage.

COLLEGE — All-Ohio Valley Conference first team selection in 1995...recorded 69 tackles with seven for losses and four interceptions in 1995 and returned 12 kickoffs for a 22.3-yard average...picked off three passes, returning one for a touchdown, all in the first half against Tennessee State...had a 70-yard punt return touchdown versus Morehead State...transferred to Tennessee-Martin prior to the start of the season...played in seven games with three starts for the University of Mississippi in 1994...returned an interception 83 yards for a TD against the University of Florida...played two seasons at Northwest Mississippi CC in Senatobia, Miss., playing both WR and CB...caught 21 passes for a 26.8 yard average, and two scores, and returned four kicks for touchdowns...earned JC All-America honorable mention as a wide receiver in 1993...All-state selection as a defensive back in 1992...criminal justice major.

PERSONAL — Prep all-state selection in football, basketball and track at Bruce (Miss.) HS...earned three letters in each sport...has a daughter, Jasmine...born Sept. 11, 1973.

Fred Thomas

Year	Team	GP/GS	S	A	TT	Sk.-Yds.	Int-Yds.-LG	PD	FF	FR
1996	Seattle	15/0	4	1	5	0-0	0-0-0	0	0	0
1997	Seattle	14/3	22	4	26	0-0	0-0-0	3	0	0
1998	Seattle	15/0	32	7	39	0-0	0-0-0	7	0	0
1999	Pittsburgh	1/0	0	0	0	0-0	0-0-0	1	0	0
2000	New Orleans	11/0	16	3	19	0-0	0-0-0	2	0	0
2001	New Orleans	16/16	62	23	85	0-0	1-0-0	18	1	0
Totals		72/19	136	38	174	0-0	1-0-0	31	1	0
Saints Totals		27/16	78	26	104	0-0	1-0-0	20	1	0

ADDITIONAL STATS: Special Teams Tackles — (1996, 15); (1997, 10); (1998, 13); (2000, 11); (2001, 5) **Total: 54**; **Special Teams Forced Fumbles** — (2000, 1) **Total: 1**.

CAREER HIGHS: Tackles — 9, at Dallas (11/22/98); **Sacks** — 0; **Interceptions** — 1, vs. Carolina (12/2/01); **Int. Ret for TD** — 0; **Forced Fumbles** — 1, at St. Louis (10/28/01); **Fumble Recoveries** — 0.

POSTSEASON STATISTICS

Year	Team	GP/GS	S	A	TT	Sk.-Yds.	Int-Yds.-LG	PD	FF	FR
2000	New Orleans	2/1	4	2	6	0-0	0-0-0	0	0	0
Totals		2/1	4	2	6	0-0	0-0-0	0	0	0

ADDITIONAL STATS: Special Teams Tackles — (2000, 2) **Total: 2**.

CAREER HIGHS: Tackles — 3 (2x), vs. St. Louis (12/30/00) & at Minnesota (1/6/01); **Sacks** — 0; **Interceptions** — 0; **Int. Ret for TD** — 0; **Forced Fumbles** — 0; **Fumble Recoveries** — 0.



KYLE TURLEY

Tackle

Ht: 6-5 Wt: 300 Birthdate: 9/24/75
College: San Diego State
Joined Saints: D1-98
NFL Experience: 5th Season

68

PRO — The aggressive and tough offensive lineman took over at right tackle for the 1999 season and has started every game at that position since. He will move over to left tackle in 2002. He is considered equally effective in pass protection and run blocking.

CAREER TRANSACTIONS — Signed a six-year contract 7/23/98. Selected by the Saints in the first round (7th overall) of the 1998 NFL Draft.

HONORS — 2000: Associated Press All-Pro, College

SAINTS VETERANS




& Pro Football Newsweekly Second Team All-Pro, Football News All-NFC, Football Digest Second Team All-Pro. **1998**: Pro Football Weekly, Football News, Football Digest All-Rookie Teams.

2001 — Started every game at right tackle...had his 50th career start vs. Minnesota, 10/7. **2000** — Enjoyed a breakout season, starting every regular season and playoff game at RT as he was named to All-Pro honors by the Associated Press...anchored an offensive line with LT William Roaf which helped produce 129.3 yards per game rushing in 2000 (eighth in the NFL) and was their highest total since 1987 (136.9)...recovered one fumble at St. Louis, 11/26...had one reception for 16 yards vs. Denver, 12/3...had three fumble recoveries vs. St. Louis, 12/24, setting a team record. **1999** — Started all 16 games at RT...contributed to Saints averaging 105.6 yards per game rushing, which was the first time since 1993 that they averaged 100+ yards over the course of the season in that category (1993-110.4)...saw action for one play at TE vs. Tennessee, 10/17...saw action for one play as an eligible receiver at New York Giants, 10/24...left game with bruised hip in third quarter and did not return vs. Dallas, 12/24...had one tackle off a turnover at Carolina, 1/2/00. **1998** — Started all 15 games that he played in on the season...dressed, but did not play vs. St. Louis, 11/15...started at LG in games 1-2, 4-7, 9, 11-15...also saw action at RT in games 2-4, and games 15-16, starting games 3 and 16 at RT...started game 8 at LT...had one tackle off a turnover in season finale, vs. Buffalo, 12/27.

COLLEGE — Was regarded by many as one of the premier offensive linemen in college football...one of

the quickest linemen in the country, was timed at 4.95 in the 40-yard dash...received All-America first team honors by The Poor Man's Guide to the NFL Draft & Football News as a senior as he became the first Aztec lineman to earn national honors since 1979...unanimous All-WAC first team choice...semi-finalist for the Outland Trophy & Lombardi Award...started every game (12), grading 94% for blocking consistency while registering 123 knock-downs for an offense that gained 3,994 yards...allowed two sacks in his final year...majored in art at SDSU.



PERSONAL — Was an all-league first-team pick as a senior, his only season playing football at Valley View (Moreno Valley, Calif.) HS...standout wrestler, earning All-State honors...honor roll student...art, playing guitar and surfing are among his many hobbies...developed a web site called TrenchWarfareOnline.net...as part of the site, he started a line of clothing as well as a foundation to assist underprivileged children in New Orleans...served as the grand marshal of the 2002 Mardis Gras Endymion parade along with Seinfeld co-star Jason Alexander...has a daughter, Haley...Kyle John Turley...born Sept. 24, 1975.

Kyle Turley

Games Played/Started: (1998, 15/15); (1999, 16/16); (2000, 16/16); (2001, 16/16) **Total: 63/63**.

ADDITIONAL STATS: Fumbles Recovered — (2000, 4); (2001, 2) **Total: 6**; **Receiving** — (2000, 1 rec., 16 yds., 16.0 avg., 16 LG) **Total: 1 rec., 16 yds., 16.0 avg., 16 LG**.

Postseason Games Played/Started: (2000, 2/2) **Total: 2/2**.



WILLIE WHITEHEAD

Defensive End

Ht: 6-3 Wt: 285 Birthdate: 1/26/73
College: Auburn
Joined Saints: FA-99
NFL Experience: 4th Season

98

PRO — Tenacious pass rusher has had 14.5 sacks in the last three seasons. He has added important depth to the Saints defensive line after he signed with the Saints in 1999. He is expected to battle for a starting spot in training camp.

CAREER TRANSACTIONS — Former CFL player was signed by the Saints, 2/23/99. Played for the Frankfurt Galaxy of NFL Europe in 1999. Released by Detroit, 8/25/98. Signed by Detroit, 2/11/98. Signed by Hamilton of the CFL, 5/14/97. Released by San Francisco, 7/16/95. Signed by San Francisco as a


undrafted free agent, 4/26/95.

2001 — Appeared in 14 games, with 25 tackles (17 solo) and two sacks for -11 yards...declared inactive for games seven and eight due to knee sprain...had best game of season at Atlanta, 12/9, with three solo tackles and tied a career high with two sacks for -11 yards...posted season-high five tackles vs. San Francisco, 1/6/02. **2000** — Played in all 16 games (two starts), and also saw action in both playoff games...finished with 29 tackles (15 solo), 5.5 sacks for -32 yards and one forced fumble...added five tack-



SAINTS VETERANS

les (four solo), one sack for -12 yards and one forced fumble...relieved starters at both DE and DT positions...had three assisted tackles and 1.5 sacks for -9.5 yards vs. Philadelphia, 9/24...had one sack for -6 yards at Atlanta, 10/22...recorded one sack for -6 yards and one forced fumble at Carolina, 11/12...started at LDT in place of injured Norman Hand at San Francisco, 12/10, with two solo tackles and one assisted tackle...had three solo tackles, two assisted tackles and one sack for -5 yards vs. Atlanta, 12/17, a game which he started at RDE in place of Joe Johnson...had one solo tackle, two assisted tackles and one sack for -6 yards in regular season finale vs. St. Louis, 12/24...had two solo tackles, one sack for -12 yards and one forced fumble in Wild Card Playoff vs. St. Louis, 12/30...had two solo tackles and one assisted tackle in NFC Divisional Playoff at Minnesota, 1/6/01.



1999 — Saw action in all 16 games (three starts)...finished with 30 tackles (24 solo)...second on the team with seven sacks (-44.5 yards)...ad six special teams tack-

les...in NFL debut vs. Carolina, 9/12, had three tackles (two solo), and 0.5 sacks for -1.5 yards...had four tackles (three solo) and 0.5 sacks for -3 yards at N.Y. Giants, 10/24...at Jacksonville, 11/21, had four solo tackles and two sacks for -11 yards...had seven tackles (four solo), and one sack for -10 yards vs. St. Louis, 12/12...had three solo tackles, one sack for -5 yards, and one pass defense at Baltimore, 12/12...had four solo tackles and one sack for -6 yards at Carolina, 1/2/00. **1998** — Spent 1998 training camp with Detroit. **1997** — Led the Hamilton Tiger Cats in the CFL in sacks (13) in 1997 and had 44 tackles. **1996** — Spent part of the season on the Montreal Alouettes practice squad. **1995** — After being cut by the 49ers, split time between the CFL's Baltimore Stallions active roster and practice squad.

COLLEGE — Started 32 consecutive games for Auburn on the defensive line...recorded 65 total tackles and five sacks as a senior in 1994...despite suffering a broken wrist in spring practice in 1993, recorded 63 stops and three sacks...had eight sacks in 1992...was a 1990 walk-on, who was awarded a scholarship.

PERSONAL — Attended Tuskegee (Ala.) Institute HS...hopes to become a sports commentator and a successful businessman after his football career...born Jan. 26, 1973.

Willie Whitehead

Year	Team	GP/GS	S	A	TT	Sk.-Yds.	Int-Yds.-LG	PD	FF	FR
1999	New Orleans	16/3	24	6	30	7-44.5	0-0-0	1	0	0
2000	New Orleans	16/2	15	14	29	5.5-32.5	0-0-0	0	1	0
2001	New Orleans	14/0	17	8	25	2-11	0-0-0	0	0	0
Totals		46/5	56	28	84	14.5-88	0-0-0	1	1	0

ADDITIONAL STATS: Special Teams Tackles — (1999, 6) Total: 6.

CAREER HIGHS: Tackles — 7, vs. St. Louis (12/12/99); Sacks — 2 (2x), at Jacksonville (11/21/99) & at Atlanta (12/9/01); Interceptions — 0; Int. Ret. for TD — 0; Forced Fumbles — 1, at Carolina (11/12/00); Fumble Recoveries — 0.

POSTSEASON STATISTICS

Year	Team	GP/GS	S	A	TT	Sk.-Yds.	Int-Yds.-LG	PD	FF	FR
2000	New Orleans	2/0	4	1	5	1-12	0-0-0	0	1	0
Totals		2/0	4	1	5	1-12	0-0-0	0	1	0

CAREER HIGHS: Tackles — 3, at Minnesota (1/6/01); Sacks — 1, vs. St. Louis (12/30/00); Interceptions — 0; Int. Ret. for TD — 0; Forced Fumbles — 1, vs. St. Louis (12/30/00); Fumble Recoveries — 0.



BOO WILLIAMS

Tight End

Ht: 6-4 Wt: 245 Birthdate: 6/22/79

College: Arkansas

Joined Saints: FA-01

NFL Experience: 2nd Season


PRO — One of the surprises of 2001 training camp, he was signed off the practice squad during the season and appeared in 11 games, with four starts. He is expected to continue to improve as he works to increase his weight and polish his blocking abilities.

CAREER TRANSACTIONS — Signed off the practice squad, 10/27/01. Waived by the Saints, 9/2/01. Signed by the Saints as an undrafted free agent, 4/26/01.

2001 — Signed off the Saints practice squad, 10/27. Williams appeared in 11 games (four starts) and emerged as the team's top pass-catching tight end, with 20 receptions for 202 yards and three TDs...also had three special teams tackles...in his NFL debut at St. Louis, 10/28, Williams had one reception for three yards and one special teams tackle...got his first start the following week vs. N.Y. Jets in place of injured Cam Cleeland and made two receptions for 14

82

SAINTS VETERANS



yards...posted three catches for 12 yards, including two TDs vs. Indianapolis, 11/18...made second start at New England, 11/25 and had two receptions for 44 yards...had a career day vs. Carolina, 12/2, grabbing four passes for 69 yards...three receptions for 26 yards, including one TD catch at Tampa Bay, 12/23...started

final two games of season at TE vs. Washington, 12/30 and vs. San Francisco, 1/6/02.

COLLEGE — Played at Arkansas from 1999-2000 after transferring from Coffeyville (Kan.) CC, with 80 receptions for 1,123 yards (14.0 average) and 11

TDs...his 11 TDs were sixth on UA's career list...started in 2000 and led Arkansas with 52 receptions for 739 yards and seven TDs...had a 25-yard TD and seven catches for 97 yards in the Las Vegas Bowl vs. UNLV...played eight games as a junior and had 28 receptions for 384 yards (13.7 avg.) and four TDs...majored in sociology...a two-time All-American split end at Coffeyville, catching 83 passes for 1,687 yards and 21 TDs...was originally enrolled at Florida State, but transferred to Coffeyville.

PERSONAL — Lettered twice in football at Lincoln (Tallahassee, Fla.) HS...caught 35 passes for 700 yards and 15 TDs as a senior...as a free safety, he intercepted six passes and returned four for TDs...during his junior season, he made 49 catches for 1,012 yards and 12 TDs...MVP of his basketball team three consecutive seasons...cousin, Tamarick Vanover, was a standout receiver at Florida State before playing in the NFL...Boo Williams...born June 22, 1979 in Tallahassee, Fla.

Boo Williams

RECEIVING

Year	Team	GP/GS	No.	Yds.	Avg.	LG	TD	Pts.
2001	New Orleans	11/4	20	202	10.1	26	3	18
Totals		11/4	20	202	10.1	26	3	18

ADDITIONAL STATS: Special Teams Tackles — (2001, 3) Total: 3.

CAREER HIGHS: Receptions — 4, vs. Carolina (12/2/01); Receiving Yards — 69, vs. Carolina (12/2/01); Long Reception — 26, at New England (11/25/01); Receiving TDs — 2, vs. Indianapolis (11/18/01).



WALLY WILLIAMS

Guard

Ht: 6-2 Wt: 321 Birthdate: 2/20/71

College: Florida A&M

Joined Saints: UFA-99 (Bal)

NFL Experience: 10th Season

63

PRO — The versatile lineman started 15 games at left guard for the Saints in 2001.

CAREER TRANSACTIONS — Placed on reserve/injured, 11/19/99. Signed by the Saints, 2/13/99. Re-signed by Baltimore, 8/18/98. Designated by Baltimore as franchise player, 2/13/98. Signed as an undrafted free agent by Cleveland, 4/30/93 (franchise relocated to Baltimore in 1996).

HONORS — **2001:** Saints recipient of Jim Finks Good Guy Award (Presented by New Orleans Chapter of Pro Football Writers Association). **1997:** Ravens recipient of Ed Block Courage Award (voted by teammates).

2001 — Started 15 games at left guard, as the Saints offense produced over 100 yards per game rushing average for third consecutive season...left game at Carolina, 10/14, temporarily in second quarter with ankle sprain and left game in fourth quarter with hamstring injury...declared inactive vs. Atlanta due to ankle and hamstring injuries, 10/21. **2000** —

Rebounded from a serious neck injury to start every regular season and playoff game for the Saints...helped anchor left side of offensive line which helped produce 129.3 yards per game rushing, ranked eighth in the NFL and was their highest total since 1987 (136.9)...left game in second half with stinger in season opener vs. Detroit, 9/3...had one tackle off a turnover vs. Philadelphia, 9/24...had one fumble recovery vs. Carolina, 10/15...left game in fourth quarter with stinger at Atlanta, 10/22...helped provide outstanding protection that allowed Saints offense to rush for a season-high 216 yards at San Francisco, 12/10...started both postseason games. **1999** — Started first six games of season at left guard before missing remainder of season due to neck injury...was inactive for games seven through nine, and was placed on reserve/injured, 11/17...saw action on one play at FB vs. Tennessee, and at N.Y. Giants. **1998** — Started the first 13 games of the year, seven at left guard, six at center...missed the final three games due to a neck injury...made switch to C vs. Jacksonville, 11/1, after starting the first seven games at LG...made 50th NFL start vs. Tennessee, 10/11, playing at




SAINTS VETERANS

LG...left game at Tennessee, 12/6, with a cervical neck strain in the first quarter. **1997** — Came back from an offseason Achilles' injury to start 10 games (eight at center, two at left guard)...recipient of the Ravens' 1997 Ed Block Courage Award, as voted on by his teammates, for displaying courage in the face of adversity...on the inactive list for the first six games while recovering from surgery...returned to the starting lineup at center, vs. Miami, 10/19, as the Ravens did not allow a sack. **1996** — Displayed versatility along the line, starting four games at right guard and the final nine at center...did not play at Houston, 9/15, following an ankle injury the previous week at Pittsburgh, 9/8...did not start vs. New Orleans, 9/29, but did see significant playing time at RG. **1995** — Started all 16 games, 14 at left guard and two at center...offensive line allowed the 10th-fewest sacks in the NFL (32)...started at center at Minnesota, 12/9, and vs. Houston, 11/5. **1994** — Played in 12 games (seven starts)...majority of starts came at left guard...made first NFL start vs. Pittsburgh, 9/11, when he opened the game at LG. **1993** — Played in two games, both as a backup at center...first NFL action came vs. Houston, 11/21, mostly on special teams...also saw action vs. L.A. Rams, 12/26...inactive the first four weeks of the season.

COLLEGE — Started 40 consecutive games at center (1989-92)...selected Black College All-America twice (1991-92)...was a Preseason All-America by *Street and Smith* and *The Sporting News* for Division I-AA prior to his senior season (1992)...started year as the team's punter (34.4 avg.), and had a season long of 50 yards...physical education major.

PERSONAL — Attended Rickards (Tallahassee, Fla.) HS, where he lettered in two sports (football as a center, punter and linebacker, and baseball at first and third base)...set his high school's weight lifting record with a 315 lb. clean and jerk...was All-State for two years in football and a year in baseball...was a late-round pick of the Montreal Expos...he and his wife, Dewan, have two sons, Bronson and Brandon, and a daughter, Chelsee...Wally James Williams Jr...born Feb. 20, 1971 in Tallahassee, Fla.



Wally Williams

Games Played/Started: Cleveland - (1993, 2/0); (1994, 12/7); (1995, 16/16); Baltimore - (1996, 15/13); (1997, 10/10); (1998, 13/13); New Orleans - (1999, 6/6); (2000, 16/16); (2001, 15/15) Total: 105/95 (Cleveland 30/23; Baltimore 38/36; New Orleans 37/37).

ADDITIONAL STATS: Fumble Recoveries — (2000, 1) Total: 1. Kickoff Returns — (2001, 2 ret., 19 yds., 9.5 avg., 11 LG) Total: 2 ret., 19 yds., 9.5 avg., 11 LG.

Postseason Games Played/Started: New Orleans - (2000, 2/2) Total: 2/2.



JERRY WILSON

Cornerback

Ht: 5-10 Wt: 190

Birthdate: 7/17/73

College: Southern

Joined Saints: FA-01

NFL Experience: 7th Season

49

PRO — The veteran cornerback was added for the final game of season in 2001 to help aid the secondary. He was re-signed for 2002 and will compete for a cornerback spot in training camp.

CAREER TRANSACTIONS — Re-signed by the Saints, 4/30/02. Signed by the Saints, 1/2/01. Signed by Miami from their practice squad, 11/5/96. Signed by Miami to practice squad, 10/29/96. Released by Tampa Bay, 8/20/96. Placed on reserve/injured, 8/31/95. Selected by Tampa Bay in fourth round (105th overall) of 1995 NFL Draft.

2001 — Saw action at cornerback and on special teams vs. San Francisco, 1/6/02. **2000** — Played in all 16 games and both playoff games...finished with 51 tackles, one-half sack, seven pass defenses and one interception...also had six special teams tackles...in playoffs, had four solo tackles, one pass defense and

one special teams tackle...had four tackles, including a one sack at San Diego, 11/12...added one pass defense and one forced fumble in that contest...had seven tackles vs. Green Bay, 11/29...had five tackles and one pass defense at N.Y. Jets, 10/23...had one tackle and one interception, picking off a pass and returning it 19 yards vs. Buffalo, 10/8...six tackles vs. Seattle, 9/3. **1999** — Played in all 16 games, with one start...recorded 18 tackles (16 solo), three of which were sacks...his three sacks tied for the most-ever by a Dolphins defensive back in a season, with Lifford Hobbey, who had three in 1990...had season-high three tackles on three occasions: vs. Arizona, 9/19, vs. Buffalo, 10/4 and vs. Tennessee, 11/7...also came up with sacks in the Cardinals contest and Titans game, as well as in win vs. New England, 11/21...earned a defensive game ball in the Tennessee win when the Dolphins recorded a 17-0 shutout...lone interception of the season occurred in that Patriots game, when he

SAINTS VETERANS



was also awarded a defensive game ball...appeared in both playoff games in a reserve capacity...posted three tackles on defense and one on special teams. **1998** — Underwent arthroscopic surgery, 5/14, to remove a small portion of the lateral meniscus in his left knee...underwent surgery, 6/3, to remove a blood clot from the back of the left knee...played in all 16 contests in a reserve role...recorded 16 tackles, an interception and two pass defenses...also finished seventh with 16 special teams tackles...had a season-high four tackles at Oakland, 12/6...lone interception of the year and the first of his career occurred vs. Denver, 12/21, when he picked off a John Elway pass in the Dolphins' victory...two special teams tackles vs. New Orleans, 11/29, vs. N.Y. Jets, 12/13, and vs. Denver, 12/21...appeared in both playoff games in a reserve capacity...posted six tackles, a sack and a forced fumble...also had one tackle on special teams...had four tackles and a forced fumble in Wild Card Playoff game vs. Buffalo, 1/2...recorded two tackles, including an eight-yard sack in Divisional Playoff at Denver, 1/9. **1997** — Saw action in all 16 games and one playoff contest in a reserve role...finished the year with 13 tackles (10 solo), two sacks, a fumble recovery and two pass defenses...registered 15 tackles on special teams, fifth on the club...two sacks were sixth-most on the team and first among defensive backs...came up with a huge performance on special teams in season opener vs. Indianapolis, 8/31, when he downed a pair of punts inside the five...had two tackles on special teams at Baltimore, 10/19...first career sack came vs. Buffalo, 11/17...had three tackles and a sack at Oakland, 11/30...posted two special teams tackles vs. Detroit, 12/7...recorded a season-high six tackles at Indianapolis, 12/14, when he also posted a pass defense...had three tackles and

a fumble recovery in season finale vs. New England, 12/22...played in a reserve role in Wild Card Playoff Game at New England, 12/28 with one tackle on defense and another on special teams. **1996** — Played in two games, placed on inactive list for five contests and did not post any stats...went to training camp with Tampa Bay and was released 8/20...signed to Miami practice squad, 10/29...activated off practice squad, 11/5 and made NFL debut vs. N.Y. Giants, 12/8. **1995** — Missed entire rookie season with a torn ACL suffered during a practice session, 8/30...placed on reserve/injured, 8/31...underwent reconstructive surgery, 9/2.

COLLEGE — Four-year starter at Southern from 1991-94...finished with 205 tackles, 14 interceptions, 47 pass defenses, one sack and two fumble recoveries...also returned 44 punts for a 10.1-yard average...named first team Sheridan Black College All-America and first team All-SWAC choice as a senior...started 10-of-11 games and tallied 58 tackles and career-high six interceptions...fielded 36 punts for a 10.7-yard average...named second-team all-SWAC pick as a junior...registered a career-high 68 tackles and added six interceptions as a freshman. Holds B.S. in rehabilitation counseling.

PERSONAL — Lettered in football, basketball and track at LaGrange (Lake Charles, La.) HS...enjoys swimming, golfing, jogging, basketball and video games...was very active in the community while with Miami...he and the other members of the Dolphins' defensive backfield won the club's Community Service Award in 1999...Jerry Lee Wilson, Jr...born July 17, 1973 in Lake Charles, La.

Jerry Wilson

Year	Team	GP/GS	S	A	TT	Sk.-Yds.	Int-Yds.-LG	PD	FF	FR
1995	Tampa Bay	reserve/injured								
1996	Miami	2/0	0	0	0	0-0	0-0-0	0	0	0
1997	Miami	16/0	10	3	13	2-15	0-0-0	2	0	1
1998	Miami	16/0	11	5	16	0-0	1-0-0	2	0	0
1999	Miami	16/1	16	2	18	3-23	1-13-13	8	0	0
2000	Miami	16/1	36	15	51	0.5-4.5	1-19-19	7	1	0
2001	New Orleans	1/0	0	0	0	0-0	0-0-0	0	0	0
Totals		66/2	73	25	98	5.5-42.5	3-32-19	19	1	1
Saints Totals		1/0	0	0	0	0-0	0-0-0	0	0	0

ADDITIONAL STATS: Special Teams Tackles — (1997, 15); (1998, 16); (1999, 10); (2000, 6) Total: 47.

CAREER HIGHS: Tackles — 7, vs. Green Bay (10/29/00); Sacks — 1 (5x), last vs. New England (11/21/99); Interceptions — 1 (3x), last vs. New England (11/21/99); Int. Ret for TD — 0; Forced Fumbles — 1, at San Diego (11/12/00); Fumble Recoveries — 1, vs. New England (12/21/97).

POSTSEASON STATISTICS

Year	Team	GP/GS	S	A	TT	Sk.-Yds.	Int-Yds.-LG	PD	FF	FR
1997	Miami	1/0	1	0	1	0-0	0-0-0	0	0	0
1998	Miami	2/0	3	3	6	1-8	0-0-0	0	1	0
1999	Miami	2/0	2	1	3	0.5-3	0-0-0	1	0	0
2000	Miami	2/0	4	0	4	0-0	0-0-0	1	0	0
Totals		7/0	10	4	14	1.5-11	0-0-0	2	1	0

ADDITIONAL STATS: Special Teams Tackles — (1997, 1); (1998, 1); (1999, 1); (2000, 1) Total: 4.

CAREER HIGHS: Tackles — 4, vs. Buffalo (1/2/99); Sacks — 1 at Denver (1/9/99); Interceptions — 0; Int. Ret for TD — 0; Forced Fumbles — 1, vs. Buffalo (1/2/99); Fumble Recoveries — 0.



2002 DRAFT CHOICES



JAMES ALLEN

Linebacker

Ht: 6-2 Wt: 240 Birthdate: 11/11/79
College: Oregon State
Joined Saints: D3-02
NFL Experience: Rookie

50

2002 DRAFT NOTES — The selection marked the fourth time in Saints history and the second consecutive year that a player was selected from Oregon State...regarded as one of the premier defensive players in the Pac-10 Conference, the three-year starter plays with enthusiasm that quickly rubs off on teammates...very instinctive player with good vision and ball anticipation ability...quickly locates the ball and is very aggressive vs. the inside run...has a strong upper body, utilizing that power to take on and shed blockers to make the play...uses his hands well to take on and shed blocks...knows how to re-route and disengage from the tight end in the short area...plays with good leverage, showing good lateral agility in pursuit, making plays at the opposite end of the field...sifts through blockers quickly and has that sudden burst to penetrate...will face up to the larger blockers with no hesitation...comes off the edge sharply and closes fast on the ball carrier behind the line...finished his career with 197 tackles (133 solo), seven sacks for minus 53 yards and 20 stops for losses of 86 yards...caused three fumbles, deflected seven passes and intercepted two others.

2001 — Was selected All-Pac 10 conference honorable mention...started all season at weakside outside linebacker...recorded 72 tackles (41 solo) with two sacks for minus 13 yards and seven stops for losses of 22 yards...also caused two fumbles and deflected a pass...was credited with an eight yard sack and four tackles vs. Washington, 11/10. **2000** — Played in nine games, starting the final six contests at outside line-

backer...recorded 40 tackles (31 solo) with a 6-yard sack and seven stops for losses of 27 yards...also deflected two passes...recorded seven solo tackles in Fiesta Bowl vs. Notre Dame, 1/1/01. **1999** — Started every game at outside linebacker, recording 64 tackles (52 solo) with four sacks for minus 34 yards and six stops for losses of 37 yards...caused a fumble and intercepted a pass...also had three pass deflections...credited with a seven tackle performance vs. Georgia Southern, 9/18...had six hits at Stanford, 10/16...caused a fumble after sacking QB Cory Paus for a seven-yard loss vs. UCLA, 10/23...came up with ten solo tackles, two sacks for -15 yards and a pass deflection, earning Pac-10 Conference Player of the Week honors at California, 11/6...collected three tackles in Oahu Bowl vs. Hawaii, 12/25. **1998** — Reserve outside linebacker, recording 21 tackles (nine solo) with an interception and a pass deflection in 11 games...had a season-high five tackles, deflected a pass and picked off another vs. Nevada, 9/5, in college debut. **1997** — Redshirt freshman.

PERSONAL — Did not play organized football until midway through his junior year at Thomas Jefferson (Portland, Ore.) HS...All-PIL selection as a senior linebacker...led the team with 85 tackles, 11 sacks, two interceptions and four fumble recoveries in nine games...lettered twice in track and basketball...was a liberal studies major at Oregon State...James Deshaune Allen...born Nov. 11, 1979 in Portland, Ore.

James Allen

Year	School	GP/GS	S	A	TT	Sk.-Yds.	Int.-Yds.-LG	PD	FF	FR
1998	Oregon State	11/0	9	12	21	0-0	1	1	0	0
1999	Oregon State	12/12	52	12	64	4-34	1	3	1	0
2000	Oregon State	9/6	31	9	40	1-6	0	2	0	0
2001	Oregon State	11/11	41	31	72	2-13	0	1	2	0
Totals		43/29	133	64	197	7-53	2	7	3	0

2002 DRAFT CHOICES



LeCHARLES BENTLEY

Guard/Center

Ht: 6-2 Wt: 299 Birthdate: 11/7/79
College: Ohio State
Joined Saints: D2-02
NFL Experience: Rookie

65

2002 DRAFT NOTES — The selection marked the eighth time in Saints history that a player was selected from Ohio State...An All-American at OSU, the veteran lineman is a tough, hard-nosed competitor who played through a painful back injury as a junior...an intelligent, hard working player who puts it all on the line every game, LeCharles started at both guard and center during his Buckeye career...an iron man in the trenches, the Rimington award winner performed in every offensive snap as a senior...has a quick, short power step coming off the snap...gains movement off the ball with his hand explosion...works best in closed quarters, performing well with the guards to deliver the combo blocks...uses his lower strength as he drives with his legs and sinks his hips properly to anchor up and sustain his pass blocks...has the functional upper body strength to deliver the short hand jolt to the defender's chest.

2001 — Was a consensus All-American, unanimous All-Big Ten Conference first-team selection and was named as the recipient of the Rimington Award, given to the nation's top center, as well as being named the Big Ten's Offensive Lineman of the Year...was chosen as his team's Offensive Player of the Year...participated in every offensive down, leading the nation's centers in blocking consistency with a 90% grade...had 103 key blocks/knockdowns to pave the way for an offense that averaged 370.6 yards per game...earned

Player of the Game honors after posting 20 knockdowns against UCLA. **2000** — Was a second-team All-Big Ten Conference selection by the league's coaches and media...named team co-Offensive Lineman of the Year...earned Offensive Lineman of the Game honors vs. Illinois, Iowa and Penn State...started every game at center, grading 82.6% for blocking consistency as he delivered 78 key blocks/knockdowns to help the offense average 325.5 yards per game. **1999** — Began the season as the backup left guard, but moved into the starting lineup vs. Purdue in the sixth week of the season...started the next five games at that position and then moved to the starting right tackle spot for the season finale at Michigan...also played some center early in the year. **1998** — Played in all 12 games and was the only true freshman offensive lineman who was not redshirted.

PERSONAL — Human development and family science major at Ohio State...attended St. Ignatius (Cleveland, Ohio) HS...three-year starter who turned heads as a senior with his play...All-State offensive tackle, but also started at guard and center...a gourmet chef, Bentley served as a guest chef at Bella Luna restaurant following a minicamp and plans on making several appearances at area restaurants in the upcoming season...LeCharles Vernon Bentley...born Nov. 7, 1979 in Cleveland, Ohio.

LeCharles Bentley

Games Played/Started: Ohio State - (1998, 11/0); (1999, 12/7); (2000, 12/12); (2001, 12/12) Total: 47/31.



KEYUO CRAVER

Cornerback

Ht: 5-10 Wt: 195 Birthdate: 8/22/80
College: Nebraska
Joined Saints: D4-02
NFL Experience: Rookie

43

2002 DRAFT NOTES — Craver was the 13th player chosen from Nebraska in club history, tying Nebraska with Southern California for the most Saints selections with 13 all-time...played in every game since his arrival as a true freshman in 1998, and started every game the last two years...shows proper timing moves to make plays on the ball...has superb ball reaction skills, displaying exceptional timing and break on the play, with excellent hand/eye coordination...strong and physical in run support, coming up explosively to make the initial contact...loves the physical game in

the trenches and is always looking for someone to hit...special teams standout whose leaping ability resulted in four blocked kicks during his career...was named to the Big 12 Commissioner's Academic Honor Roll three times...closed out his career with the Huskers with 192 tackles (113 solo) in 47 games, including 2.5 sacks for -16 yards...his 41 pass deflections rank second on the school's career-record list behind Ralph Brown (50, 1996-99)...his 192 tackles shattered the school all-time record for defensive backs of 150 by Mike Brown (1996-99)...also had



2002 DRAFT CHOICES

seven interceptions while blocking four kicks in his four years as a Husker.

2001 — Was an All-American first team selection by Football News, The Sporting News and CNN/SI, adding second team honors from the Associated Press and ABC Sports, and third team accolades from the NFL Draft Report...All-Big 12 Conference first-team choice by the league's coaches, Associated Press, Kansas City Star and San Antonio News-Express, and second team honors from the Dallas Morning News, Waco Tribune and Fort Worth Star-Telegram...All-Big 12 Academic second team pick...served as a team co-captain...started all year at left cornerback, recording a career-high 60 tackles (35 solo) with two stops for losses of three yards...caused a fumble and deflected 13 passes...intercepted three passes for 97 yards in returns with a touchdown...added 246 yards on 21 punt returns (11.7 avg.)...delivered seven tackles (five solo), two pass defenses and a forced fumble vs. Rice, 9/15...returned an interception 57 yards for a touchdown as he made nine tackles (five solo) and had two pass defenses vs. Iowa State, 10/6...had two pass defenses and a 17-yard interception return at Baylor, 10/13...had seven tackles with two pass defenses and a 24-yard interception return vs. Oklahoma, 10/27...picked off a pass and came up with six tackles (four solo) in the Rose Bowl vs. Miami, 1/4/02. **2000** — All-Big 12 Conference first-team choice by the Houston Chronicle, adding second team honors from the Dallas Morning News and the Sporting News...started every game at left cornerback, recording 56 tackles (33 solo), 2.5 sacks for -16 yards, two blocked punts and 13 pass defenses...had seven tackles (four solo), a nine-yard sack and two pass defenses vs. Iowa, 9/23...blocked a punt and returned it 19 yards for a TD and was in on a pair of tackles, including one for a three-yard sack vs. Baylor, 10/21...returned a blocked punt 12 yards for a touchdown, had two pass defenses, an assisted sack for -4 yards and five tackles (three solo) at Kansas State,

11/11...added seven tackles, while also blocking a kick vs. Colorado, 11/24. **1999** — All-Big 12 Conference honorable mention by the league's coaches...Academic All-Big 12 second team pick...started all year at left cornerback, posting 51 tackles (34 solo), one fumble recovery, two blocked kicks, 12 pass defenses and three interceptions for 18 yards...recorded four pass defenses, including one that resulted in one of two interceptions on the day vs. Southern Mississippi, 9/18...recovered a fumble and posted seven tackles (four solo) at Colorado, 11/26. **1998** — One of three Husker freshmen to letter...recorded 25 tackles (11 solo) with three pass defenses and one interception...made a season-high six tackles (four solo) with two pass defenses and an interception at Kansas State, 11/14.

PERSONAL — Attended Harleton (Texas) HS...first team All-State running back in 1997, totaling 3024 yards on 271 carries (11.2 avg.) with 50 rushing TDs, ten 200-yard rushing games and five 300-yard outings (career-high 340)...finished his prep career second on the all-time single-season rushing and scoring charts behind national leader Kenny Hall of Sugarland, Texas...had 2329 yards and 36 TDs as a junior to earn second-team All-State honors...in 1997, he was the District MVP, the offensive player of the year and earned All-American honors from the National Recruiting Advisor...had 192 tackles as a junior and senior, five interceptions and a punt and kickoff return for 80-plus-yard TDs...a four-time state champion in the triple jump...graduated from Nebraska with a degree in communications studies and a 3.0 GPA in December, 2001...two-time member of the Unity Council (2000-01)...speed and jumping ability were utilized on the Husker track team, competing in the triple jump of 51-0.25 at the 2000 Big 12 Indoor Championships as the Huskers won the conference title...in 2001, he scored five points at the indoor conference meet with a fourth-place finish in the triple jump after a career-best 51-1 jump...Keyuou Boderek Craver...born Aug. 22, 1980 in Dallas, Texas.


Keyuou Craver

Year	School	GP/GS	S	A	TT	Sk.-Yds.	Int-Yds.-LG	PD	FF	FR
1998	Nebraska	12/0	11	14	25	0-0	1-0-0	3	0	0
1999	Nebraska	12/12	34	17	51	0-0	3-18-13	12	0	1
2000	Nebraska	11/11	33	23	56	2.5-16	0-0-0	13	0	0
2001	Nebraska	12/12	35	25	60	0-0	3-97-571	13	1	0
Totals		47/35	113	79	192	2.5-16	7-115-571	41	1	1

PUNT RETURNS

Year	School	No.	Yds.	Avg.	LG	TD
1998	Nebraska	0	0	0.0	0	0
1999	Nebraska	10	106	10.6	18	0
2000	Nebraska	0	0	0	0	0
2001	Nebraska	21	246	11.7	50	0
Totals		31	352	11.4	50	0

2002 DRAFT CHOICES



JOHN GILMORE

Tight End

Ht: 6-3 Wt: 265

Birthdate: 9/21/79

College: Penn State

Joined Saints: D6b-02

NFL Experience: Rookie

45

2002 DRAFT NOTES — The selection marked the fourth time that the Saints selected a player from Penn State in the NFL Draft...a talented athlete with good size, hands and strength, he was a valuable contributor for the past three seasons...the hard-working Gilmore has demonstrated he has the ability, desire and soft hands to be one of the primary receiving targets while supplying the critical blocking the position entails...in his career, Gilmore made 58 catches for 634 yards and three TDs.

2001 — The Nittany Lions' starting tight end, Gilmore was third on the squad in receptions with 25 catches for 284 yards...an honorable mention All-Big Ten selection, he won the Hall Foundation Award as Penn State's outstanding senior player and was selected a co-captain...he made four catches for 65 yards vs. Miami, had four grabs for 44 yards vs. Michigan and a season-high five catches for 46 yards in the 38-35 comeback win at Northwestern...he missed the Southern Miss. game with an ankle injury. **2000** — Seeing extensive action, Gilmore made 10 catches for 82 yards and a pair of scores...Gilmore made two catches at Indiana, including a touchdown reception to knot the score in the third quarter...the following week against Iowa, Gilmore had a season-best four receptions for 37 yards, including a fourth-quarter scoring grab and a season-high 16-yard catch. **1999** — Gilmore emerged as one of PSU's most reliable blockers and receivers as he appeared in every game...he caught 22 passes for 259 yards and one touchdown, tied for third on the squad in receptions and fourth in receiving yardage...in the Akron game, Gilmore hauled in a 10-yard pass from Rashard Casey for his first career score...he displayed the ability to make big

plays, with five catches of 20 yards or more in the regular-season, topped by a 35-yard grab against Minnesota...he made three receptions against Pittsburgh and caught five passes in the Indiana game for a career-high 67 yards...Gilmore finished the regular season with a career-best six catches for 34 yards at Michigan State...in the Alamo Bowl, he made another big play, breaking tackles for a 34-yard reception to set up a touchdown for a 21-0 lead in the blanking of the Aggies. **1998** — In limited action as a freshman, Gilmore had one reception for nine yards, appearing in six games. **1997** — Redshirted as a freshman.

PERSONAL — The Wilson (West Lawn, Pa.) HS standout was named Associated Press first team big school all-state and first team all-county...the 1996 Wilson Male Athlete of the Year played in the Big 33 Classic, making a 35-yard catch with just 41 seconds to go to help lead Pennsylvania to a 21-20 win over Ohio...playing only two years of football, Gilmore made 53 career catches for 992 yards and eight touchdowns...he caught 33 passes for 667 yards and eight touchdowns as a senior, while at linebacker he had 79 tackles and six sacks...was also an all-state javelin thrower for the track team...his younger brother, Pete is a tailback for the Lions...attended the same high school as former Saints and current N.Y. Giants quarterback Kerry Collins...was a college roommate of Washington Redskins Pro Bowl linebacker LaVar Arrington...enjoys weightlifting, reading and listening to music...graduated in 2001 with a degree in recreation and park management...John H. Gilmore, Jr...born Sept. 21, 1979 in Marquette, Mich.

John Gilmore

RECEIVING

Year	School	GP/GS	No.	Yds.	Avg.	LG	TD
1998	Penn State	6	1	9	9.0	9	0
1999	Penn State	11	22	259	11.8	35	1
2000	Penn State	8	10	82	8.2	16	2
2001	Penn State	10	25	284	11.4	34	0
Totals		35	58	634	10.9	35	3



2002 DRAFT CHOICES



CHARLES GRANT

Defensive End

Ht: 6-3 Wt: 282 Birthdate: 9/3/78
College: Georgia
Joined Saints: D1b-02
NFL Experience: Rookie

94

2002 DRAFT NOTES — The selection represents the sixth time overall that the Saints have selected a player from Georgia in the NFL Draft. Another in a recent line of outstanding defensive linemen to perform for the Bulldogs...Grant is the seventh defensive end taken in the first round in club history and was the fourth defensive end taken in the 2002 NFL Draft...Possesses explosive initial burst...has the quickness to follow plays wide and use his surge off the snap to easily gain leverage...neutralizes double coverage by using his hands to hold and turn the play inside...keeps his balance when combating low blocks...very effective making plays in pursuit...constantly keeps his feet moving, showing aggression as he secures and wraps the ball carrier...gets into an up-field angle sharply and knows how to use his arms to get by the left tackle to flush the quarterback out of the pocket...uses hands well to keep blockers away from his chest and gains proper leverage with his fluid hip swerve and shoulder moves...takes short paces in his burst into the backfield, twisting and turning to generate speed off the edge...as Georgia's premier pass rusher, he was in the starting lineup since midway through his freshman year, starting 23 of 31 contests...recorded 136 tackles (71 solo) with 15 sacks for minus 122 yards and 27 stops for losses of 121 yards during his career as a bulldog...his 15 sacks rank sixth on the school's all-time record list.

2001 — Started the final 10 games at defensive end for the Bulldogs and recorded 63 tackles (34 solo) as he led the team with six sacks for minus 38 yards...also had one pass defense...enjoyed finest game of his college career vs. Auburn, 11/10, when he recorded a season-high 13 tackles (seven solo) and four sacks for -20 yards...this was the second-highest single-game sack total in Georgia history...had six tackles (four solo) and an 8-yard sack at Mississippi, 11/17...recorded seven tackles and a 10-yard sack at Georgia Tech, 11/24. **2000** — Played in 10 games starting nine contests at defensive end and finishing with 40 tackles (18 solo), two sacks for -18 yard, seven pass defenses and a forced fumble...registered two sacks for -18 yards vs. Tennessee, 10/7. **1999** —

Grant was a Freshman All-America first team choice by The Sporting News and Football News...Knoxville News Sentinel All-Southeastern Conference Freshman Team and SEC Coaches' All-Freshman first team pick...appeared in 11 games, starting vs. Kentucky, Florida, Auburn and Mississippi at right defensive end...also saw action in the offensive backfield...recorded 33 tackles (19 solo), seven sacks for -66 yards, a forced fumble and a fumble recovery...rushed for 79 yards and three TDs...scored on a one-yard touchdown run vs. South Carolina, 9/11...scored on runs of one and 42 yards and posted five tackles with three sacks vs. Kentucky, 10/23...registered a four-yard sack and six tackles (four solo) vs. Vanderbilt, 10/14...credited with three sacks and four solo tackles at Auburn, 11/11.

PERSONAL — Played both offense and defense at Hargrave Military Academy in 1998...scored three times as a fullback, adding three more scores on special teams...registered 12 sacks and led the team with 84 tackles in 1998...also had two interceptions...was a Parade Magazine 1997 All-American, adding USA Today All-USA Honorable Mention, Fox Sportsouth "Countdown to Signing Day" All-South, Atlanta Journal-Constitution Super Southern 100, Top 50 in Georgia, Class A All-State, 1996 Class A Defensive Player of the Year, 1997 Class A Offensive Player of the Year, Georgia Sports Writers Association Class A Player of the Year, Georgia Sports Writers Association All-State, Macon Telegraph Sweet 16, Albany Herald Dynamic Dozen and All-Region honors three years in a row at Miller County (Colquitt, Ga.) HS...named team MVP three years in a row...tied Herschel Walker's state single-season touchdown record with 45 in 1997...finished the 1997 season with 3472 all-purpose yards, rushed for 2530 yards and recorded 102 tackles with three fumble recoveries and a pair of interceptions...totaled 101 touchdowns in his three year career at Miller County...is cousin of Denver Broncos defensive end Kavika Pittman and Chicago Bears defensive end Phillip Daniels...majored in arts and sciences at Georgia...Charles Gabriel Grant...born Sept. 3, 1978 in Colquitt, Ga.

Charles Grant

Year	School	GP/GS	S	A	TT	Sk.-Yds.	Int-Yds.-LG	PD	FF	FR
1999	Georgia	11/4	19	14	33	7-66	0-0-0	1	1	1
2000	Georgia	10/9	18	22	40	2-18	0-0-0	7	1	0
2001	Georgia	10/10	34	29	63	6-38	0-0-0	1	2	0
Totals		31/23	71	65	136	15-122	0-0-0	9	4	1

ADDITIONAL STATISTICS: Rushing — (1999, 17-79, 4.6 avg., 42t LG, 3 TD) **Total 17-79, 4.6 avg., 42t LG, 3 TD.**



2002 DRAFT CHOICES



MEL MITCHELL

Safety

Ht: 6-1 Wt: 220 Birthdate: 2/10/79
College: Western Kentucky
Joined Saints: D5-02
NFL Experience: Rookie

40

2002 DRAFT NOTES — The selection marks the third time overall that the Saints have selected a player from Western Kentucky in the NFL Draft...Mitchell, a three-year starter at Western Kentucky, began his career as a cornerback before shifting to free safety as a junior...shows explosion coming off the snap...plants and drives to the ball properly, displaying a very quick closing burst...has range needed to break on the ball and mirror the receiver on deep routes...adjusts well to the ball in flight...during his career at Western Kentucky, recorded 288 tackles (177 solo), seven interceptions for 72 yards and 21 pass defenses...also returned 20 kickoffs for 570 yards and his 28.5 yards average on kickoff returns rank second on the school's career-record list.

2001 — All-American first team selection by the NFL Draft Report, Associated Press, Walter Camp, American Football Coaches Association and The Sports Network...All-Gateway Conference first team choice...named team and defensive MVP...lined up at free safety and finished second on the team with a career-high 116 tackles (71 solo), three interceptions for 29 yards, nine pass defenses, two fumble recoveries, two blocked kicks and 10 kickoff returns for 295 yards and a touchdown...intercepted a pass, deflected another, recovered a fumble and had four tackles vs. Southwest Missouri...had 13 tackles (11 solo) and a pass defense at Wisconsin...had 11 tackles (seven solo) a fumble recovery, pass defense and blocked field goal vs. Elon...returned two kickoffs for 72 yards, and posted 13 tackles (11 solo) and three pass defenses vs. Indiana State...came up with six tackles (four solo), returned a kickoff 99 yards for a touchdown, a pair of pass defenses and an interception against Youngstown State...registered a season-high 16 tackles (nine solo) and had a 15-yard kickoff return against Northern Iowa...closed out his career in NCAA Division 1-AA Playoffs against Furman with 10 tackles (eight solo), a pass defense, a 29-yard interception return and four kickoff returns for 72 yards.

2000 — Associated Press All-American honorable mention...All-Ohio Valley Conference second team pick...moved to free safety and started every game...fourth on the team with 98 tackles (54 solo), three interceptions for 43 yards, eight pass defenses, one forced fumble, one fumble recovery, three blocked kicks and 10 kickoff returns for 275 yards (27.5 avg.) and a touchdown...opened the season with a 40-yard interception return, six tackles (three solo) and a pass deflection against Tennessee-Martin...blocked a 32-yard field goal attempt, posted 10 tackles (seven solo) and recovered a fumble against Elon...returned a kickoff for a 90-yard touchdown and posted eight hits (six solo) against Murray State...registered 16 tackles (seven solo) and returned two kickoffs for 37 yards against Indiana State...added a three-yard interception return, a pass defense and eight tackles against Southern Illinois...posted five tackles, a forced fumble, pass defense, interception and blocked punt against Florida A&M in NCAA Division 1-AA Playoff...collected a career-high 17 tackles (eight solo) and three pass defenses in Division 1-AA Quarterfinals against Appalachian State. **1999** — All-Ohio Valley second team selection...started all year at strongside cornerback...recorded 74 tackles (52 solo) with 0.5 sack for -3 yards, one interception and four pass defenses...had nine tackles, a pass defense and an interception vs. Cumberland...earned Ohio Valley Conference honors as he totaled 11 tackles (10 solos) and a pass defense against Murray State.

PERSONAL — Attended Rockledge (Fla.) HS, where he was a two-time All-State selection (first team as a senior after making the second team his junior season)...was the first athlete in conference history to be named to the all-conference team on both offense and defense...lettered four times in football and three times in both basketball and track...majored in physical education at Western Kentucky...Melvin Mitchell, III...born Feb. 10, 1979 in Rockledge, Fla.

Mel Mitchell


Year	School	GP/GS	S	A	TT	Sk.-Yds.	Int-Yds.-LG	PD	FF	FR
1999	Western Kentucky	11/11	52	22	74	0.5-3	1-0-0	4	0	0
2000	Western Kentucky	13/13	54	44	98	0-0	3-43-40	8	1	1
2001	Western Kentucky	12/12	71	45	116	0-0	3-29-29	9	0	2
Totals		36/36	177	111	288	0.5-3	7-72-40	21	1	3

KICKOFF RETURNS

Year	School	No.	Yds.	Avg.	LG	TD
1999	Western Kentucky	0	0	0	0	0
2000	Western Kentucky	10	275	27.5	1	90t
2001	Western Kentucky	10	295	29.5	1	99t
Totals		20	570	28.5	2	99t



2002 DRAFT CHOICES



DERRIUS MONROE

Defensive End

Ht: 6-4 Wt: 269 Birthdate: 7/21/78

College: Virginia Tech

Joined Saints: D7-02

NFL Experience: Rookie

97

2002 DRAFT NOTES — Monroe is the first player ever selected by the Saints in the NFL Draft from Virginia Tech...after splitting time between defensive tackle and end, he will play at end in the NFL, where he can take advantage of his tremendous speed...finished his career at Virginia Tech with 79 tackles (30 solo) and two sacks for -14 yards.


2001 — Saw action in ten games, beginning the year at weakside defensive end before shifting to defensive tackle in the fourth game...finished with a career-high 44 tackles (17 solo) and a nine-yard sack...had six tackles and a nine-yard sack vs. Central Florida...credited with a season-high seven tackles against Boston College. **1999** — Appeared in every game at defensive end, seeing action on both the right and left side, finishing with 27 tackles (seven solo)...collected five tackles vs. James Madison...delivered five tackles against Syracuse. **1998** — Played in every game, seeing most of his action with the punt coverage unit, finishing with eight

tackles (six solo) and a five-yard sack...made three tackles vs. East Carolina...posted two tackles and a five-yard sack against Clemson.

PERSONAL — Graduated with a degree in sociology at Virginia Tech...honorable mention selection on the All-USA team picked by USA Today, adding first-team All-District and All-Big Bend honors at Godby (Tallahassee, Fla.) HS...was the No. 4 overall player and the No. 2 defensive player in the Tallahassee area by The Tallahassee Democrat...played defensive end for the first four games of his senior season, then moved to outside linebacker for the last six games...also played offensive tackle...led his team in tackles with 85...also contributed 13 sacks and two fumble recoveries...was named Defensive Player of the Year in his region...finished with 68 tackles and six sacks his junior year...had 149 career tackles and 21 sacks...Derrius Reshard Monroe...born July 21, 1978 in Tallahassee, Fla.

Derrius Monroe

Year	School	GP/GS	S	A	TT	Sk.-Yds.	Int.-Yds.	LG	PD	FF	FR
1998	Virginia Tech	11/0	6	2	8	1-5	0-0-0		0	0	0
1999	Virginia Tech	11/0	7	20	27	0-0	0-0-0		0	0	0
2001	Virginia Tech	10/0	17	27	44	2-16	0-0-0		0	0	0
Totals		32/0	30	49	79	3-21	0-0-0		0	0	0



J.T. O'SULLIVAN

Quarterback

Ht: 6-2 Wt: 220 Birthdate: 8/25/79

College: Cal-Davis

Joined Saints: D6a-02

NFL Experience: Rookie

14

2002 DRAFT NOTES — The selection marked the eighth time in Saints history that a player was selected from Cal-Davis, following former teammate Onome Ojo from the 2001 draft...played four seasons at Cal-Davis, including three as a starter, and finished as the one of the most decorated small college quarterbacks by the time he finished his eligibility.

2001 — O'Sullivan enjoyed a banner senior year as the team co-captain as he was a National Finalist for the Harlon Hill Trophy for the second consecutive year, becoming the first Aggie to achieve that honor twice...completed 255 of 406 passes for school-record 3,826 yards and 32 touchdown passes...finished sixth nationally in passing efficiency (165.2), and fourth in total offense (316.7 ypg)...passed Kevin Daft as UC Davis' all-time career leader in total

offense (11,544), passing attempts (1,070), completions (669), yards (10,745) and touchdowns (96)...had season-best 393 yards passing in NCAA playoff upset win over Texas A&M Kingsville...also threw for four TDs in the win, matching season-high mark set against Western Oregon...surpassed 300-yard milestone in six games: 365 vs. New Mexico Highlands, 372 vs. Western Oregon, 335 vs. Central Washington, 332 vs. Western Washington, 393 vs. Texas A&M Kingsville and 327 in NCAA semifinal vs. North Dakota...only passer in school history to complete three seasons of 3,000 or more passing yards...rushed for 371 yards on 92 carries and two TDs...ran for career-high 82 yards on nine carries against Western Oregon to complete 454 yards of total offense. **2000** — O'Sullivan enjoyed a sensation-

2002 DRAFT CHOICES



al junior season...the team co-captain was a national finalist for the Harlon Hill Trophy and was the only Division II player to receive a vote for the Heisman Trophy...O'Sullivan was an All-America selection by D2Football.com (first team), Daktronics (second team), Don Hansen's Football Gazette (second team), Associated Press (third team), Daktronics First Team All-West as well as the co-winner of the Jerry Norris Award as the team's most valuable and inspirational player...O'Sullivan completed 204-of-318 passes for 3,679 yards, 38 TD passes and 11 interceptions...also had 70 rushes for 473 yards and four TDs...set school records for single-game TD passes (6, in NCAA Semifinal), season 300-yard passing games (7), season TD passes (38), postseason TD passes (13), game TD passes (6, in NCAA semifinal), season 300-yard passing games (7), season TD passes (38), postseason TD passes (13), season total offense (4,152), postseason total offense (1,207), career postseason passing yards (1,630), career 300-yard games (12) and career postseason offense (1,771)...tied school mark for consecutive 300-yard passing games (3,

done twice)...posted back-to-back 400-yard games (439 vs. Southern Utah, 415 vs. Cal Poly...both 400-yard games were against Division I-AA teams...only second QB in school history to crack 400 yards twice in a year and the first to do it in consecutive games. **1999** — Was 208-of-341 (61.0 pct.) resulting in 3,217 yards, 26 TDs and 16 interceptions...was named an Honorable Mention All-American by Football Gazette and voted most improved player by his teammates. **1998** — Backed up starter Kevin Daft...lone appearance of 1998 came midway through fourth quarter vs. Western Oregon...went 2-for-5 for 23 yards with one interception. **1997** — Redshirted as a freshman.

PERSONAL — Two-year All-Metro League quarterback and team captain at Jesuit (Carmichael, Calif.) HS...set five school records, including season (1,794) and career (3,500) passing yards...All-league catcher in baseball, batting .450 as a senior...received a degree in English with a minor in art history...John Thomas O'Sullivan...born Aug. 25, 1979 in Burbank, Calif.

J.T. O'Sullivan

Year	School	GP/GS	Att.	Comp.	Yds.	Int.	LG	TD	Rating	RUSHING				
										No.	Yds.	Avg.	LG	TD
1999	Cal-Davis	12/12	341	208	3217	13	-	26	-	68	-45	-0.7	-	1
2000	Cal-Davis	12/12	318	204	3679	11	-	38	-	70	473	6.8	-	4
2001	Cal-Davis	13/13	406	255	3826	16	-	32	-	92	371	4.0	-	2
Totals		37/37	1070	669	10745	41	-	96	-	230	799	3.5	-	7



DONTE' STALLWORTH

Wide Receiver

Ht: 6-0 Wt: 197 Birthdate: 11/10/80

College: Tennessee

Joined Saints: D1a-02

NFL Experience: Rookie

83

2002 DRAFT NOTES — The selection marked the eighth time in Saints history that a player was selected from Tennessee...Stallworth is the first wide receiver taken by the Saints in the first round since 1982 (Lindsay Scott) and the fifth wide receiver taken in the first round in club history...he is the first wide receiver taken by the Saints with their first overall selection since 1991, when they selected Miami's Wesley Carroll...it also marks the second straight year that the Saints have taken a player from the Southeastern Conference with their first overall selection, following Mississippi's Deuce McAllister, and it is the eighth time overall that the Saints have selected an SEC player in the first round...it also marks the first time in club history that the Saints have picked two players from SEC schools with their first two picks (Stallworth and Georgia's Charles Grant)...Stallworth is an excellent in-traffic runner with very quick feet and a blazing upfield burst after the catch...very effective blocker who is known for making the tough catch with defenders on him...gets superb separation on his cuts...has great stutter setup moves and the ability to change

directions in traffic instantly...excels at keeping his balance down the sidelines and has a knack for making leaping catches inside the red zone...exciting deep threat who became a full-time starter as a junior...caught 99 passes for 1,747 yards (17.6 avg.) and 13 touchdowns during his career...his 99 catches rank 14th and his 1,747 yards rank ninth on the school's career list.

2001 — All-Southeastern Conference second team selection by the league's coaches...played in nine games, starting seven contests...saw action at both split end and flanker...finished second on the team with 41 receptions for 821 yards (20.0 avg.) and ten touchdowns...gained 11 yards on a reverse and made a solo tackle on special teams...returned six kickoffs for 98 yards (16.3 avg.) and a score...caught three passes for 55 yards and a 37-yard TD vs. Syracuse...had five catches for 80 yards and a 21-yard TD against Alabama...had three receptions for 84 yards and a 17-yard TD vs. Notre Dame...gained 142 yards on seven catches with 33, 14 and 25 yards vs. Memphis...his three scoring catches tied a school



2002 DRAFT CHOICES

game-record held by several players...became the first player in school history to catch three touchdowns twice in a career (as well as a season) as he had eight receptions for 169 yards with scores of 59, 23 and 38 yards against Kentucky...also had a pair of punt returns for 18 yards...had his third straight 100-yard game of the season against Vanderbilt as he made four catches for 128 yards, including an 80-yard touchdown, caught a two point conversion and returned three punts for 65 yards with a 55-yard score...his 80-yarder was the eighth-longest reception in school history and the longest since Carl Pickens' 87-yarder vs. Auburn in 1991...gained 96 yards on seven catches, 11 yards on a reverse and 15 yards on a punt return vs. LSU in SEC Championship Game...closed out his career in Florida Citrus Bowl vs. Michigan with eight receptions for 119 yards, a pair of reverses for 44 yards and three punt returns for 27 yards. **2000** — Finished second on the team with 35 receptions for 519 yards (14.8 avg.) and a pair of touchdowns...gained 13 yards on a pair of reverses (6.5 avg.)...returned a punt 17 yards and made a solo tackle...had a 13-yard reverse and four catches for 62 yards, including a 55-yard score in the season opener vs. Southern Mississippi...had four catches for 81 yards against Louisiana State...set up a score with a 44-yard reception against Alabama...gained 92 yards on four receptions against Memphis...caught three passes for 78 yards and an 18-yard reception against Kentucky. **1999** — Freshman All-America third team

pick by SportsPage.com...registered 23 receptions for 407 yards (17.7 avg.) and a touchdown...ran for a 6-yard gain on a reverse and had a 5-yard punt return...had his first 100-yard game as he caught four passes for 130 yards...made three catches for 43 yards and his first career touchdown, a 21-yarder against Notre Dame...had seven receptions for 78 yards against Arkansas...added 50 yards on a pair of receptions against Kentucky...made eight catches for 108 yards with TDs of nine and 44 yards against Nebraska in Fiesta Bowl.

PERSONAL — Started two years as a wide receiver and cornerback at Grant (Sacramento, Calif.) HS...as a senior, he was league co-MVP, All-State defensive back and USA Today honorable mention All-America...voted California Player of the Year by the high school coaches...as a senior, he helped lead the team to the state semifinals with 56 receptions for 1289 yards and 23 touchdowns...also averaged 31 yards on kickoff returns and 27 yards on punt returns...on defense, he had 77 tackles, four interceptions and six passes deflected...school compiled a 24-3 two-year record, winning the sectional championship and reaching state finals his senior year...track participant in sprints and jumping events...psychology major at Tennessee...older brother, Larry, played wide receiver for the Arena Football League's San Jose Sabercats for several years and also went to training camp with the San Diego Chargers...Donte' Lamar Stallworth...born Nov. 10, 1980 in Sacramento, Calif.

Donte' Stallworth

RECEIVING								RUSHING				
Year	School	GP/GS	No.	Yds.	Avg.	LG	TD	No.	Yds.	Avg.	LG	TD
1999	Tennessee	11/0	23	407	17.7	71	1	1	6	6.0	6	0
2000	Tennessee	11/2	35	519	14.8	60	2	2	13	6.5	13	0
2001	Tennessee	9/7	41	821	20.0	80	10	1	11	11.0	11	0
Totals		31/9	99	1747	17.6	80	13	4	30	7.5	13	0

PUNT RETURNS						
Year	School	No.	Yds.	Avg.	LG	TD
1999	Tennessee	1	5	5.0	5	0
2000	Tennessee	1	17	17.0	17	0
2001	Tennessee	6	98	16.3	55	1
Totals		8	120	15.0	55	1

ADDITIONAL STATS: Special Teams Tackles — (2000, 1); (2001, 1) **Total: 2.**

ROOKIE & FIRST-YEAR PLAYERS



Hilton Alexander, WR, Morris Brown (6-2, 185)

Signed by the Saints, 1/16/02...was originally signed by San Francisco as a rookie free agent out of Morris Brown, 4/26/01...waived by the 49ers, 8/24/01...four year starter at wide receiver at Morris Brown...finished career with 82 receptions for 1,685 yards and 14 TDs...gained over 100 yards receiving in 22 games during career...played and started in four games as a senior...All-Southern Conference selection as junior...started nine games at wide receiver as a junior...registered 26 receptions for 504 yards and six TDs...caught four passes for 143 yards and two TDs vs. Clark-Atlanta...started 11 games as a sophomore...hauled in career-high 37 receptions for 739 yards and four TDs...appeared in 11 games, with six starts as a freshman...recorded 253 yards and two TDs on 11 receptions...redshirted in 1996...received his degree in 2000...prepped at Southside Comprehensive (Atlanta, Ga.) HS...Hilton DeKeith Alexander...born June 15, 1978 in Atlanta, Ga.

P.J. Alexander, T, Syracuse (6-4, 297)

Agreed to terms with the Saints, 4/23/02...played four years at Syracuse, moving to left tackle from center in 2000...started 23 games at left tackle his final two years with the Orangemen...as a senior in 2001, Alexander was a team captain and received Second Team All-Big East honors, as well as being named a Big East All-Academic team selection...in his first year as a starter in 2000, also was a Big East All-Academic team selection...attended Lincoln (Tallahassee, Fla.) HS, where he was a team captain, honorable mention All-State, second-team All-Southeast, All-District and All-Big Bend selection as a senior...received his degree in information studies from Syracuse...Patrick (P.J.) James Alexander...born Dec. 23, 1978 in Springfield, Mass.

Roylin Bradley, LB, Texas A&M (6-2, 232)

Signed by the Saints, 1/16/02...played four years at Texas A&M...had 215 tackles, 24 sacks and four pass breakups in four years at Texas A&M...as a senior, had 51 tackles and four sacks...as a junior in 1999, had 63 tackles and led his squad with 7 sacks...started all 13 games as a sophomore in 1998 and led the Aggies with nine sacks and posted a career-high 81 tackles...posted four sacks as a freshman...Prep All-America selection by *SuperPrep Magazine* and *PrepStar* at La Marque (Texas) HS...two-time Class 4A Defensive Player of the Year...a *Parade* All-American, who led the Cougars' defense with 145 tackles, 17 sacks, 11 forced fumbles and two fumble recoveries...career totals of 350 tackles, 31 sacks and 25 forced fumbles...also lettered in track...Roylin T. Bradley...born July 15, 1978 in Galveston, Texas.

Travis Carroll, LB, Florida (6-4, 240)

Agreed to terms with the Saints, 4/23/02...transferred to Florida from Alabama in August of 1999...Carroll played in 17 regular season games at Florida with six starts and started two bowl games...84 tackles (45 solo) at Florida, including three pass deflections, two forced fumbles, three interceptions and a sack...as a senior, played in all 11 regular season games with two starts, as well as starting the Orange Bowl...recorded 51 tackles and two interceptions...recorded seven tackles and one interception vs. LSU...recorded six tackles and returned one interception 24 yards for a touchdown vs. South Carolina...as a junior, played in six regular season games with four starts, as well as a start in the 2001 Sugar Bowl...named the squad's most outstanding linebacker for the season, recording 33 tackles (14 solo) with three pass deflections,

two forced fumbles and one interception...recorded seven tackles (six solo) with two pass deflections and an interception at Vanderbilt...registered a team-high ten tackles vs. Florida State...recorded eight tackles (three solo), two forced fumbles and a pass deflection in the SEC Championship against Auburn...credited with 14 tackles (eight solo) against Miami in the Sugar Bowl...started eight games for Alabama as a sophomore in 1998...76 total tackles ranked second-best on the team...registered a career-high 14 tackles in a 16-10 Alabama loss to Florida...started five of the final six games of the season at middle linebacker as a freshman and was credited with 46 tackles and named to the SEC All-Freshman Team...majored in exercise and sport sciences...regarded as one of the nation's premier prep linebackers while at the Bolles (Jacksonville, Fla.) School...a three-time first-team all-state selection (Class 4A) who was rated the nation's top prep linebacker in 1996 by *SuperPrep Magazine*...credited with 616 career tackles, including 247 his senior year in 1996...Travis C. Carroll...born Oct. 26, 1978 in Jacksonville, Fla.

Tim Carter, CB, Tulane (6-0, 183)

Re-signed by the Saints, 4/26/01...signed by the Saints from their practice squad, 12/29/01...waived by the Saints, 8/28/01...released from Buffalo's practice squad, 11/14/01...signed to Buffalo's practice squad, 9/5/01...was allocated by the Saints to play cornerback and safety for the Berlin Thunder of NFL Europe in 2002 and had 33 tackles (27 solo), two interceptions, three pass defenses and two special teams tackles...saw action in two games for the Saints in 2001 and had two solo tackles, both of which vs. San Francisco, 1/6/02...played for Tulane from 1996-2000, recording 114 tackles (84 solo), three interceptions, four forced fumbles and 18 pass defenses...started seven games and played in all 11 as a senior in 2000, making 33 tackles and six pass defenses...started 10-of-11 games in 1999, recording 35 tackles with one interception and averaging 19.0 yards on kickoff returns...played in all 12 games and started one in 1998 when the Wave enjoyed a perfect 12-0 season...was second on the team with two forced fumbles and was tied for second on the squad with two interceptions...as a sophomore in 1997, he played only one game before a shoulder injury sidelined him for the remainder of the season...received medical redshirt...as a freshman in 1996, played in all 11 games on special teams and as a reserve in the secondary with nine tackles...majored in social science with a minor in education...was a two-year starter at Rickards (Tallahassee, Fla.) HS, where he played in the secondary as a junior and played quarterback as a senior...passed for 1,135 yards as a senior...ranked in Florida's top 100 by the *Orlando Sentinel*...attended same high school as Saints G. Wally Williams and was a ballboy for Williams' team...Florida state champion in intermediate hurdles as a senior...Timothy Jerome Carter...born July 15, 1978 in Tallahassee, Fla.

Jeff Chaney, RB, Florida State (5-10, 205)

Signed by the Saints, 1/16/02...originally signed by Tampa Bay, 4/26/01...spent training camp with the Bucs...finished his college career with 1,091 yards on 234 carries (4.7 avg.) with 10 TDs...rushed for a season-high 71 yards on 10 carries against Louisville during his senior campaign...was also a valuable special teams performer during his Florida State career...led FSU in rushing during the 1999 National Championship game against Virginia Tech with 43 yards on four carries...majored in criminolo-



ROOKIE & FIRST-YEAR PLAYERS

gy...one of the top all-around players in the state while at Lake Wales (Fla.) HS...state Class 4A Player of the Year in 1995 and finished third in the voting for Florida's Mr. Football...rushed for nearly 3,000 yards and 48 TDs in his prep career, while recording 344 tackles, 15 sacks and 12 interceptions...played on two state title teams at Lake Wales...rushed for 1,874 yards and 27 TDs on 174 carries as a senior...a two-time first team all-state selection...Jeffery A. Chaney...born on Nov. 16, 1976 in Bartow, Fla.

Jeff Chase, OL, Texas A&M Kingsville (6-4, 295)

Signed by the Saints, 2/28/02...waived by Cincinnati, 8/6/01...originally signed by Cincinnati, 4/24/01...allocated by the Saints to play for NFL Europe's Frankfurt Galaxy in 2002...played at Texas A&M-Kingsville from 1998-2000 after transferring from Long Beach College...All-Lone Star Conference first team honors in 1998 and second team honors in 2000...played defensive line in junior college, at Mount San Antonio (Calif.) JC in 1994 and at Long Beach in 1997...played football only as a senior at Rowland Heights (Calif.) HS...health and kinesiology major...Jeffrey M. Chase...born March 23, 1976 in Rowland Heights, Calif.

Frank Cutolo, WR, Eastern Illinois (5-10, 181)

Agreed to terms with the Saints, 4/23/02...played four years at Eastern Illinois, with 129 receptions for 2,181 yards and 16 TDs...also returned 79 punts for 795 yards and four TDs and brought back 38 kickoffs for 808 yards and one TD...enjoyed his finest season as a senior in 2001, catching 41 passes for 792 yards with eight TDs...also brought back 26 punts for 231 yards and one TD...as a junior in 2000, had 33 receptions for 710 yards and four TDs and brought back 29 punts for 296 yards and two TDs...as a sophomore in 1999, had 32 catches for 452 yards and three TDs, 16 punt returns for 208 yards and one TD and 24 kickoff returns for 549 yards and one TD...briefly attended the University of Mississippi and Palm Beach (Fla.) CC, but had no collegiate experience there...earned Florida prep All-State and all-conference honors after setting school records for most receiving yards, most rushing yards and most all-purpose yards at Olympic Heights (Boca Raton, Fla.) HS...majored in health education...Frank J. Cutolo...born Jan. 8, 1978 in Miami, Fla.

Todd Elstrom, WR, Washington (6-2, 200)

Agreed to terms with the Saints, 4/23/02...played four years at the University of Washington and ended his career as one of UW's leading all-time receivers, grabbing 95 passes for 1,422 yards and nine TDs in 43 games, 21 of which he started...as a senior in 2001, earned All-Pac 10 honorable mention honors and was the Huskies' third-leading receiver with 35 catches for 490 yards and four TDs...earned offensive MVP honors from Husky coaches for seven-catch, 99-yard performance against Arizona...had a career-best 112 yards receiving on six catches against UCLA, and scored on a 39-yard reception...As a junior in 2000, was the Huskies' leading receiver with 47 catches for 683 yards and three TDs, as he was the only wideout to start every game...majored in psychology at UW...prepped at Pullup (Wash.) HS, the same school as former Saints quarterback Billy Joe Hobert...led Pullup to a 12-1 record in 1997...squad lost in the semis of the state championship...caught 52 passes for 978 yards and 18 TDs as a senior...career TD reception total of 31 is fifth-best in state history...also played safety and was a punter...was a two-time All-

South Puget Sound League pick...reached the state finals in the 100 meters in the 1997 high school track championships...also earned varsity letters for basketball and track...was a college roommate of Seattle Seahawks' first round pick Jeremy Stevens...Todd Frederick Elstrom...born Dec. 26, 1979 in Tacoma, Wash.

James Fenderson, RB, Hawaii (5-9, 200)

Signed by the Saints, 4/26/01...waived by the Saints, 9/7/01...signed off the Saints practice squad, 12/13/01...saw action on special teams in the final four games of the 2001 season...lettered twice at Hawaii after transferring from Long Beach City (Calif.) CC...played in 11 games with seven starts in 2000 and was named the team's MVP as well as a second team All-WAC pick...led the squad in rushing with 651 yards and seven TDs and finished fourth overall in receiving with 30 catches for 216 yards and one TD...played 10 games as a junior in 1999, primarily on special teams...recorded 12 special teams tackles and had two carries for 22 yards...was a 1995 graduate of Milliani High School in Milliani, Oahu...was a three-sport letterman in football, basketball and track...James E. Fenderson, Jr.... born Oct. 24, 1976 in Long Beach, Calif.

Jahi Henley, CB, Tennessee Tech (5-9, 192)

Re-signed by the Saints, 6/21/02...waived by the Saints, 8/28/01...signed by the Saints 4/26/01...spent the 2001 preseason with the Saints...after he transferred from Alabama, had 104 tackles (60 solo), five interceptions and 21 pass defenses in three seasons at TTU...posted 51 tackles, four interceptions and 13 pass defenses as a senior, and received Honorable Mention All-OVC honors...started 10 games in 1999 and ranked fifth on the team with 48 tackles (25 solo), one interception and five pass defenses...he saw action in seven games in his first season with the Golden Eagles in 1998, with five tackles and three pass defenses...transferred to Tennessee Tech from Alabama in 1997, where he was a walk-on in 1996 and spent a redshirt season...majored in finance at Tennessee Tech...earned three letters at Hunters Lane (Nashville, Tenn.) HS...Jahi Joseph Henley...born Dec. 15, 1978 in Boston, Mass.

Kevin House, CB, South Carolina (5-11, 175)

Agreed to terms with the Saints, 4/23/02...played four years for South Carolina, serving as a stalwart in the defensive backfield as well as assisting on special teams...had 135 tackles (69 solo), four interceptions, five sacks for -25 yards, six pass defenses, one forced fumble and three fumble recoveries in his career...started nine games at cornerback as a sophomore, with 35 tackles, one interception, and three pass defenses...came to South Carolina as a wide receiver in 1997 and was rated as the No. 9 player in Florida at Chamberlain (Tampa, Fla.) HS by the *Florida Times-Union*...had 33 receptions for 627 yards and four touchdowns...also rushed for 429 yards and nine TDs...returned three kickoffs for TDs...graduated with a degree in retailing from South Carolina...his father Kevin Sr., played 10 years in the NFL with Tampa Bay and the L.A. Rams as a wide receiver...Kevin N. House...born Jan. 9, 1979 in St. Louis, Mo.

Jonathan Jackson, LB, Oregon State (6-2, 248)

Signed by the Saints, 1/5/02...waived by the Saints, 8/28/01...signed by the Saints, 4/26/01...waived by Kansas City, 8/21/00...signed by Kansas City, 4/24/00...allocated by the Saints to NFL Europe's Berlin Thunder in 2002, where he had 28 tackles, one intercep-

ROOKIE & FIRST-YEAR PLAYERS



tion, one sack, one pass defense and five special teams tackles...appeared vs. San Francisco, 1/6/02, and saw action on special teams...in three preseason games, recorded five (four solo) tackles...spent the spring of 2001 with the XFL's Las Vegas Outlaws where he had three tackles (two solo) in limited action...saw duty in 44 games (23 starts) during a four-year tenure at Oregon State...finished his career with 279 tackles (173 solo), four sacks, three interceptions, three fumble recoveries and a pair of forced fumbles...started all 11 games as a senior at middle linebacker and recorded 86 tackles (55 solo), one sack, three interceptions, two fumble recoveries and two forced fumbles...took over the starting middle linebacker job as a junior in 1998 and opened all 11 games...registered 114 total tackles (62 solo), a pair of sacks, a fumble recovery and two pass defenses...as a sophomore in 1997, played in all 11 games with one start and recorded 51 tackles (36 solo)...as a freshman in 1996, saw action in all 11 games and had a blocked punt...a two-year starter at outside linebacker for Bonanza (Las Vegas, Nev.) HS...also saw action as a tight end as a senior and lettered in basketball...graduated from Oregon State with a degree in business administration...Jonathan Alexander Jackson...born Sept. 2, 1977 in Dayton, Ohio.

Dirk Johnson, P, Northern Colorado (6-0, 205)

Signed by the Saints, 2/18/02...waived by San Diego, 8/27/01...allocated by the Saints to play for NFL Europe's Rhein Fire in 2002...finished third in NFL Europe punting average (42.7 avg.)...was a first team All-North Central Conference honoree at safety (1997) and twice as a punter (1995, 1996)...first team Division II All-America in 1997...finished career ranked second on school's list with 40.8 punting average...career defensive stats included 178 total tackles, five interceptions and 14 tackles...received his degree in sociology...prepped at Montrose (Colo.) HS...Dirk R. Johnson...born June 1, 1975 in Hoxie, Kan.

J.J. Jones, LB, Arkansas (6-1, 230)

Signed by the Saints, 1/16/02...spent 2001 training camp with Dallas...after receiving a medical hardship and an extra year of eligibility at Arkansas in 2000, he totaled 64 tackles, three pass defenses and one interception returned for a TD...injured three games into his senior season of 1999 after recording 13 tackles and nine quarterback hurries...as a junior, started for a team that went 9-3 and earned an invitation to the Florida Citrus Bowl...had 45 tackles, one sack and a pass defense...started two games as a sophomore and finished with 27 tackles...lettered as a true freshman, with 11 tackles...recorded 77 tackles to earn all-state honors as a senior at Magnolia (Ark.) HS...was also the starting fullback...lettered three times in basketball...received his degree in kinesiology...married (Paula)...Jerry Glen "J.J." Jones...born June 7, 1978 in Little Rock, Ark.

Roger Knight, LB, Wisconsin (6-0, 245)

Placed on reserve/injured, 12/12/01...signed by the Saints off the practice squad, 12/4/01...waived by Pittsburgh, 8/31/01...chosen by Pittsburgh in the sixth round (182nd overall) of the 2001 NFL Draft...saw action on special teams in his debut at Atlanta, 12/9/01, and had one special teams tackle...suffered a knee injury in the third quarter and did not return...started 24 games for Wisconsin...had his best year as a senior as he started every game at either inside or outside linebacker...finished second on the team with 87 tackles as a senior in 2000...split time in 1999 between inside and outside line-

backer...started eight games as a junior (two at ILB and six at OLB)...registered then-career-high 63 tackles...an Academic All-Big Ten selection in 1998...started first two games of the season before injuring ankle...returned but re-injured ankle...finished season with nine tackles in six games...played on special teams as a true freshman in 1997...registered 12 tackles in 12 games...majored in mechanical engineering...was a first-team all-state selection as a senior at Brooklyn (N.Y.) Tech...was a two-time All-Brooklyn honoree...his 211 career tackles set a school record...was captain and MVP as a senior when he recorded 108 stops and an interception...caught 19 passes for 327 yards and six TDs as a tight end in his final two seasons...was a four-year honor student...Roger Oliver Knight...born Oct. 11, 1978 in St. Ann's, Jamaica.

Derrick Lewis, WR, San Diego State (6-2, 185)

Agreed to terms with the Saints, 4/23/02...New Orleans native who has played only four years of organized football and played at San Diego State...in three years at SDSU, recorded 85 receptions for 1731 yards and seven TDs...as a senior, had 28 receptions for 398 yards and ten carries for 53 yards...in 2000, as a junior, started all 11 games and had 31 receptions for 782 yards and three TDs, while also rushing for 20 yards on three attempts...25.2 yards per catch average was the best in the nation...went over the 100-yard receiving mark in four games...attended Sacramento (Calif.) JC in 1998, his first year of organized football, and caught 34 passes...attended Joseph S. Clark HS in New Orleans, where he became the first area prepster to qualify in four events at the state track meet...named all-Metro League and all-city in track and baseball his senior year...All-America and all-state in track in 1995...all-metro, all-city and all-state in basketball as a senior...holds Louisiana state high school records in the long jump (23-6) and the triple jump (49-5)...majored in public administration...sung the National Anthem at a SDSU men's basketball game...married (Demetrice) with four children (Darius, Demante, Derrick Jr. and Dominique)...Derrick Lamont Lewis...born Oct. 30, 1975 in New Orleans, La.

Jermaine Miles, DE, Georgia Tech (6-4, 275)

Signed by the Saints, 2/28/02...waived by the Saints, 9/2/01...signed by the Saints 4/26/01...allocated by the Saints to the Amsterdam Admirals of NFL Europe in 2002, where he had 13 tackles, three sacks (tied-10th in NFL) and one forced fumble...played for the San Francisco Demons of the XFL in 2001, recording 20 tackles and four sacks...played for the Calgary Stampeders of the CFL from 1997-99...had 60 tackles and 13 sacks in three seasons with the Stampeders...played two years at Georgia Tech, recording 108 tackles and 12 sacks for -99 yards in his two-year career with 22 consecutive starts...enjoyed his finest season as a senior in 1996 when he recorded 60 tackles and eight sacks...transferred to Georgia Tech from Nassau (Garden City, N.Y.) CC, where he was a two-time All-America defensive lineman...three-year letterman at Carnarsie (Brooklyn, N.Y.) HS...selected to all-borough team by *Newsday* and the *N.Y. Daily News*...married (Cassandra) with two daughters (Savannah and Madison)...Jermaine Lamont Miles...born Aug. 16, 1974 in Brooklyn, N.Y.

Jerry Montgomery, DT, Iowa (6-3, 300)

Agreed to terms with the Saints, 4/23/02...played defensive tackle for four years at Iowa...as a senior, started ten games at defensive tackle and had 27 tackles (15 solo), two sacks, one pass defense and one fumble recov-



ROOKIE & FIRST-YEAR PLAYERS

ery...started 12 games as a junior and posted 49 tackles (25 solo), two sacks, five pass defenses, two fumble recoveries and one blocked PAT...as a sophomore starter in 1999, had 49 tackles (24 solo) and one sack...saw limited action as a freshman and recorded ten tackles (five solo)...prepped at Virgin Valley (Mesquite, Nev.) HS...was named Nevada Player of the Year in 1997...Street & Smith All-American two consecutive years as he recorded 38 career sacks, including 16 as a senior...also a member of state basketball championship team as a junior...was raised in Mossville, La., prior to going to high school in Nevada...Jerry J. Montgomery...born Sept. 19, 1979 in Los Angeles, Calif.

Abdul-Salam Noah, DT, San Jose State (6-4, 280)

Agreed to terms with the Saints, 4/23/02...played for the San Francisco Demons of the XFL in 2001...spent a brief period with the Oakland Raiders in 2000...was a three-year starter at San Jose State...as a senior in 1999, recorded 44 tackles (19 solo), including ten tackles for a loss, three sacks and one fumble recovery...his tackle total was tops among all team defensive linemen...had 36 tackles and two sacks as a junior...recorded eight tackles and a sack at Stanford in the 1998 opener...credited with 16 tackles, two sacks and two pass defenses as a sophomore in 1997...appeared in nine games and had eight tackles, two sacks, and a fumble recovery as a freshman in 1996...an all-league selection at Dorsey (Los Angeles, Calif.) HS...a scholar-athlete award winner...became interested in organized football after he saw how much fun his high school band was having...then, he convinced his father he could maintain his grades while playing the sport...a practicing Muslim, his name means "peace"...received his undergraduate degree in criminal justice in August 2001...served as a student assistant in the marketing department of SJSU's athletic department...Abdul-Salam Y. Noah...born Sept. 19, 1978 in Los Angeles, Calif.

Jeff Reed, K, North Carolina (5-11, 215)

Agreed to terms with the Saints, 4/23/02...had never kicked in a college game until the 2000 season, but emerged as one of the most consistent kickers in the country over his two college seasons...entered the 2000 season as a walk-on, but earned a scholarship with his results...was an honorable mention All-ACC pick as a senior and a second team All-ACC player as a junior...connected on 28-of-36 field goal attempts and 66-of-67 extra point tries...set a UNC record with 66 consecutive extra points...established a career best as a senior with a 49-yard field goal against East Carolina with 2:48 remaining to help seal UNC's 24-21 win...connected on 12-of-16 field goal attempts as a senior...as a junior, made 16-of-20 field goal attempts and 30-of-30 extra point attempts and was one of 20 semifinalists for the Lou Groza Award, given annually to the nation's top kicker...was first team Academic All-ACC...earned all-conference and all-city honors at East Mecklenburg (Charlotte, N.C.) HS...kicked a 54-yard field goal, the longest in school history and the second-longest in state history...played four years of soccer and set school records for assists in a game, season and career...earned all-conference honors and led his team to the state finals...member of the National Honor and National Spanish Honor Societies...majored in journalism at UNC with a minor in communications...father, Morris, played basketball at Wichita State and his mother, Pam, was a cheerleader at Wichita State...his sister, Kristen, played college soccer at Charlotte and one year professionally

for the Carolina Speed of the WUSA...Jeffrey Montgomery Reed...born April 9, 1979 in Kansas City, Mo.

Jimmy Robinson, WR, Kentucky (6-1, 201)

Signed by the Saints, 1/23/02...waived by the Saints, 9/2/01...signed by the Saints, 4/26/01...played for the Rhein Fire of NFL Europe in 2002 and recorded 33 catches (7th in NFL) for 358 yards and two TDs...finished his career at Kentucky with 70 receptions for 761 yards with four TDs...as a senior, had nine receptions for 110 yards...missed the 1999 season with a broken arm...enjoyed his best season as a sophomore in 1997, when he had 35 receptions for 366 yards and two TDs...signed with Kentucky from Georgia Military College, where he was an All-American...graduated from Kentucky with a degree in social work...played his junior and senior years at Clarkston (Ga.) HS, where he was all-state and all-county at wide receiver...also played cornerback on defense...played sophomore season at Dillard (Fort Lauderdale, Fla.) HS...Jimmy Robinson...born Oct. 22, 1976 in Ft. Lauderdale, Fla.

Richard Seals, DT, Utah (6-3, 305)

Re-signed by the Saints, 4/23/02...waived by the Saints 9/2/01...signed by the Saints, 2/9/01...waived from the practice squad by Jacksonville, 11/28/00...signed to practice squad by Jacksonville, 11/15/00...started at defensive tackle for NFL Europe's Frankfurt Galaxy in 2001...was originally drafted by the N.Y. Jets in 2000 with their seventh round selection (218th overall) and spent training camp with the Jets...played in four preseason games for the Saints in 2001 and had five tackles (one solo) and one pass defense...played from 1996-99 at Utah...played in 33 games with 11 starts, and finished his career with 78 tackles (40 solo) and 14 sacks...originally came to Utah as a tight end before making the change to the defensive line...had his best year as a senior, finishing with 36 tackles (15 solo) and nine sacks in 11 games (six starts)...played in nine games as a junior, finishing with 17 tackles (10 solo) and 2.5 sacks...played one game in 1997 before enduring a season-ending ankle injury which required surgery...after making switch to defensive tackle as a redshirt freshman in 1996, played in 12 games and started six...finished with 25 tackles (15 solo) and two sacks...was redshirted as a freshman in 1995...majored in sociology...second team All-America and all-state at James Madison (Texas) HS...named MVP and best offensive lineman...all-district, all-city, all-region tight end...once scored on a 75-yard TD reception...also competed in track as a high jumper with a 6-4 career high...father played football at Prairie View A&M...Richard Anthony Seals...born March 18, 1976 in Houston, Texas.

Rick Sherrod, S, West Virginia (6-2, 195)

Agreed to terms with the Saints, 4/23/02...played at West Virginia for four seasons, starting the final two, with 285 tackles (185 solo), four interceptions, 17 pass defenses, two forced fumbles and three fumble recoveries...as a senior, led the NCAA in tackles per game (15.6) as he started in ten games and recorded 156 tackles (102 solo), one interception, two pass defenses, two forced fumbles and one fumble recovery...had career-high 22 tackles at Syracuse...in his first year as a full-time starter in 2000, finished third on the team with 106 tackles, with three interceptions, 12 pass defenses and two fumble recoveries...helped state power Capital (Charleston, W.Va.) HS to the state title as a senior in 1996...majored in physical education with a specialization in coaching at West Virginia...Rick Sherrod...born Jan. 19, 1979.

ROOKIE & FIRST-YEAR PLAYERS



Demetrius Smith, FB, Southwest Mo. State (6-2, 255)

Agreed to terms with the Saints, 4/23/02...played at Southwest Missouri State in his final two seasons after transferring from Michigan as a sophomore...was a three-year starter for the Bears at the fullback spot, where his primary duties were as a blocker...carried the ball a total of 81 times for 338 yards in three seasons, and was the Bears' primary short yardage back as a senior in 2001 when he scored 10 TDs...senior season included a three-TD game at Southern Illinois as he scored 20 of the Bears' 22 second-half points in a 25-24 comeback win...played in 10 games as a freshman at Michigan in 1997 and redshirted as a sophomore...prepped at H.L. Richards (Oaklawn, Ill.) HS where he won all-conference honors...majored in sociology...Demetrius Antwane Smith...born Aug. 6, 1979 in Chicago, Ill.

Chris Valletta, G, Texas A&M (6-2, 285)

Signed by the Saints, 1/16/02...was originally signed by Tennessee as an undrafted free agent, 4/22/01 and spent training camp with the team...four-year letterman who played in all 46 games at Texas A&M, including two bowl games, while starting in his last two seasons...earned honorable mention All-Big 12 honors after outstanding senior season...rated as one of the top offensive guard prospects by various publications...as a senior, cleared holes for an offense that averaged 381.6 yards per game...as a junior, offensive line allowed just 10 sacks and helped pave way for an average of 374.1 yards of total offense per game, including 228.5 yards passing...served as a backup in sophomore and freshman seasons...redshirted in 1996...majored in political science and speech communications...earned first-team Class 5A honors at Plano (Texas) HS...helped Plano to Class 5A state title as a junior...played first two years at Pinkerton (Derry, N.H.) Academy...helped Pinkerton advance to state title as a sophomore...married (Lacie)...Christopher David Valletta...born March 1, 1978 in Weymouth, Mass.

Mitch White, T, Oregon State (6-4, 311)

Agreed to terms with the Saints, 2/28/02...waived by the Saints, 11/25/01...signed by the Saints, 6/7/01...drafted by the Saints in the sixth round of the 2001 NFL Draft (185th overall)...after making the opening day roster, was declared inactive for the first nine games before he was waived...played two years at Oregon State as a junior college transfer...started all 23 games of his OSU career at right tackle and was one of the most consistent members of the offensive line...selected second team All-Pac 10 by the coaches for his performance as a senior in 2000, in which he started every game and helped pace a prolific offense for the Rose Bowl champions...enrolled at OSU in the spring of 1999 and was the Beavers' starting right tackle in all 12 games in 1999...at Palomar (Calif.) College, was selected first team JC Athletic Bureau All-American, second team JC Grid-Wire All-America, first team JC Athletic Bureau Region IV all-state team in 1998, after missing 1997 with a knee injury...entered the starting lineup immediately as a starting right tackle at Palomar in 1996...was a liberal studies major at Oregon State...earned two letters at Rancho Bernardo (San Diego, Calif.) HS...started his senior year, when Rancho Bernardo had a 11-3 mark...earned first team all-league honors...his brother, Mike, played football at Montana State...enjoys snowboarding and hunting...Mitch Eugene White...born March 25, 1978 in Phoenix, Ariz.

Richard Williams, WR, Arizona State (5-11, 180)

Re-signed by the Saints, 5/21/02...waived by the Saints, 9/2/01...signed by the Saints, 4/26/01...had 81 receptions for 1,352 yards with 12 TDs in two years at Arizona State after transferring from Mesa (Ariz.) CC...started all 12 games in 2000 at wide receiver and finished second on the team in receptions (44) and first in receiving yards (744) and TD receptions (7)...also returned kicks for the Sun Devils in 2000, averaging 20.9 yards per return (24 returns, 501 yards, long of 47 yards)...finished sixth in the Pac-10 in all-purpose yards in 2000 with an average of 104.2 yards per game...started 11 of ASU's 12 games in 1999 and was the Sun Devils' leading wide receiver with 37 receptions for 608 yards...was a Junior College All-American at Mesa in 1998, grabbing 41 passes for 809 yards and eight TDs...attended Hialeah-Miami Lakes (Fla.) HS...a standout track athlete...did not play football until his senior year...Richard Augustus Williams...born April 16, 1977 in Kingston, Jamaica.

Ricky Williams, RB, Texas Tech (5-7, 195)

Agreed to terms with the Saints, 4/23/02...one of the most decorated running backs in Big 12 history at Texas Tech, where he started from 1997-2001...during his career, had 789 carries for 3,661 yards and 36 TDs along with 172 receptions for 1,151 yards and six TDs...named first team All-Big 12 by the league's coaches and the Associated Press as a senior...first team honors by AP as an all-purpose player and second team as a running back...was the fourth player in school history to rush for 3,000+ yards...had 142 rushes for 726 yards and 14 TDs and 92 receptions for 617 yards and four TDs as a senior...second in the nation with 8.4 receptions per game...was the nation's top receiving running back and led the Big 12 in receiving...grabbed 12 receptions for 88 yards against Oklahoma...set a school record with 13 receptions and a personal-best 101 receiving yards against North Texas, while also rushing for two TDs and carrying the ball 19 times for 94 yards...had 127 carries for 421 yards and five TDs along with 52 receptions for 228 yards and two TDs as a junior in 2000...injured his knee in season opener in 1999, which eventually led to season-ending surgery...finished fourth in the nation in rushing with an average of 143.82 yards per game as he had 306 carries for 1,582 yards and 13 TDs as a sophomore in 1998...was a semifinalist for the Doak Walker Award, second team All-America by Football News, second team All-Big 12 selection by league coaches, Dallas Morning News, Houston Chronicle and AP...rushing total was third-best in school history...surpassed 100 yards eight times...set school freshman single season rushing record with 201 carries for 894 yards and three TDs...second team Freshman All-America by The Sporting News...out-dueled Texas junior and former New Orleans Saint Ricky Williams, 131-80, on the ground in Austin...has his bachelor's and is working towards a master's in sports management...prepped at Duncanville (Texas) HS...named to state top 100 lists by several papers...gained 1,669 yards on 200 carries as a senior...best game was 260 yards rushing...scored 20 TDs...played basketball and ran track...Ricky Antwan Williams...born Aug. 29, 1978 in Dallas, Texas.



HOW THE SAINTS ARE BUILT

Year	Draft (21)	Free Agents (63)	Trade (2)	Waivers (1)
1997		C Jerry Fontenot (UFA-Chi) S Sammy Knight		
1998	T Kyle Turley (1)			
1999		QB Jake Delhomme DE Willie Whitehead G/C Wally Williams (UFA-Bal)		
2000	CB Michael Hawthorne (6b) LS Kevin Houser (7) DE Darren Howard (2) T Tutan Reyes (5a) FB Terrelle Smith (4)	LB Charlie Clemons (RFA-Stl) P Toby Gowin (RFA-Dal) DT Norman Hand (UFA-SD) WR Joe Horn (UFA-KC) RB Fred McAfee (UFA-TB) LB Darrin Smith CB Fred Thomas (UFA-Sea)	QB Aaron Brooks (GB) TE Lamont Hall (GB)	DT Martin Chase (Bal)
2001	LB Sedrick Hodge (3a) RB Deuce McAllister (1) FB Moran Norris (4) WR Onome Ojo (5) DT Kenny Smith (3b) T Mitch White (6)	S Jay Bellamy (UFA-Sea) K John Carney CB Tim Carter FB James Fenderson S Steve Gleason LB Curtis Holden LB Jonathan Jackson LB Roger Knight WR Michael Lewis TE Johnny Mitchell S Richard Newsome T Scott Sanderson TE Boo Williams CB Jerry Wilson		
2002	LB James Allen (3) G/C LeCharles Bentley (2) CB Keyuo Craver (4) TE John Gilmore (6b) DE Charles Grant (1b) S Mel Mitchell (5) DE Derrius Monroe (7) QB J.T. O'Sullivan (6a) WR Donte' Stallworth (1a)	WR Hilton Alexander T P.J. Alexander LB Roylin Bradley LB Travis Carroll CB Dale Carter (UFA-Min) RB Jeff Chaney OL Jeff Chase LB Bryan Cox (UFA-NE) WR Frank Cutolo WR Todd Elstrom T Spencer Folau (UFA-Mia) CB Jahi Henley CB Kevin House CB Ken Irvin DT Grady Jackson (UFA-Oak) G/C Kendyl Jacox (UFA-SD) P Dirk Johnson LB J.J. Jones WR Derrick Lewis QB Jeff Lewis DE Jermaine Miles C/G Bubba Miller (UFA-Phi) DT Jerry Montgomery DB Dee Moronkola DT Abdul-Salam Noah WR Jerome Pathon (UFA-Ind) WR Jake Reed (UFA-Min) K Jeff Reed T Victor Riley (UFA-KC) WR Jimmy Robinson DT Richard Seals S Rick Sherrod TE David Sloan (UFA-Det) FB Demetrius Smith G Chris Valletta WR Richard Williams RB Ricky Williams		

2002 ALPHABETICAL ROSTER



No.	Name	Pos.	Ht.	Wt.	NFL Exp.	How Acq.	Birthdate	College
19	Alexander, Hilton	WR	6-2	185	1	FA-02	6/15/78	Morris Brown
78	Alexander, P.J.	T	6-4	297	R	FA-02	12/23/78	Syracuse
50	Allen, James	LB	6-2	240	R	D3-02	11/11/79	Oregon State
20	Bellamy, Jay	S	5-11	200	9	UFA-01 (Sea)	7/8/72	Rutgers
65	Bentley, LeCharles	G/C	6-2	299	R	D2-02	11/7/79	Ohio State
55	Bradley, Roylin	LB	6-2	232	1	FA-02	7/15/78	Texas A&M
2	Brooks, Aaron	QB	6-4	205	4	TR-00 (GB)	3/24/76	Virginia
3	Carney, John	K	5-11	180	13	FA-01	4/20/64	Notre Dame
72	Carroll, Travis	LB	6-4	240	R	FA-02	10/26/78	Florida
21	Carter, Dale	CB	6-1	194	10	UFA-02 (Min)	11/28/69	Tennessee
41	Carter, Tim	CB	6-0	183	1	FA-01	7/15/78	Tulane
24	Chaney, Jeff	RB	5-10	205	1	FA-02	11/16/76	Florida State
73	Chase, Jeff	OL	6-4	295	1	FA-02	3/23/76	Texas A&M-Kingsville
92	Chase, Martin	DT	6-2	310	5	WAI-00 (Bal)	12/19/74	Oklahoma
56	Clemons, Charlie	LB	6-2	250	6	RFA-00 (Stl)	7/4/72	Georgia
51	Cox, Bryan	LB	6-4	250	12	UFA-02 (NE)	2/17/68	Western Illinois
43	Craver, Keyuo	CB	5-10	195	R	D4-02	8/22/80	Nebraska
18	Cutolo, Frank	WR	5-10	181	R	FA-02	1/8/78	Eastern Illinois
12	Delhomme, Jake	QB	6-2	205	4	FA-99	1/10/75	Louisiana-Lafayette
17	Elstrom, Todd	WR	6-2	200	R	FA-02	12/26/79	Washington
48	Fenderson, James	RB	5-9	200	1	FA-01	10/24/76	Hawaii
71	Folau, Spencer	T	6-5	315	6	UFA-02 (Mia)	4/5/73	Idaho
62	Fontenot, Jerry	C	6-3	300	14	UFA-97 (Chi)	11/21/66	Texas A&M
45	Gilmore, John	TE	6-3	265	R	D6b-02	9/21/79	Penn State
37	Gleason, Steve	S	5-11	215	2	FA-01	3/19/77	Washington State
4	Gowin, Toby	P	5-10	167	6	RFA-00 (Dal)	3/30/75	North Texas
94	Grant, Charles	DE	6-3	282	R	D1b-02	9/3/78	Georgia
81	Hall, Lamont	TE	6-4	260	4	TR-00 (GB)	11/16/74	Clemson
99	Hand, Norman	DT	6-3	310	8	UFA-00 (SD)	9/4/72	Mississippi
36	Hawthorne, Michael	CB	6-3	200	3	D6b-00	1/26/77	Purdue
39	Henley, Jahi	CB	5-9	192	1	FA-02	12/15/78	Tennessee Tech
52	Hodge, Sedrick	LB	6-4	244	2	D3a-01	9/13/78	North Carolina
57	Holden, Curtis	LB	6-2	232	2	FA-01	3/17/79	Washington State
87	Horn, Joe	WR	6-1	206	7	UFA-00 (KC)	1/16/72	Itawamba (Miss.) JC
32	House, Kevin	CB	5-11	175	R	FA-02	1/9/79	South Carolina
47	Houser, Kevin	LS	6-2	250	3	D7-00	8/23/77	Ohio State
93	Howard, Darren	DE	6-3	281	3	D2-00	11/19/76	Kansas State
27	Irvin, Ken	CB	5-11	186	8	FA-02	7/11/72	Memphis
91	Jackson, Grady	DT	6-2	330	6	UFA-02 (Oak)	1/21/73	Knoxville
58	Jackson, Jonathan	LB	6-2	248	1	FA-01	9/2/77	Oregon State
64	Jacox, Kendyl	C/G	6-2	330	5	UFA-02 (SD)	6/10/75	Kansas State
6	Johnson, Dirk	P	6-0	205	1	FA-02	6/1/75	Northern Colorado
59	Jones, J.J.	LB	6-1	230	1	FA-02	6/7/78	Arkansas
53	Knight, Roger	LB	6-0	245	1	FA-01	10/11/78	Wisconsin
29	Knight, Sammy	S	6-0	215	6	FA-97	9/10/75	Southern California
16	Lewis, Derrick	WR	6-2	185	R	FA-02	10/30/75	San Diego State
7	Lewis, Jeff	QB	6-2	215	5	FA-02	4/17/73	Northern Arizona
84	Lewis, Michael	WR	5-8	165	2	FA-01	11/14/71	None
25	McAfee, Fred	RB	5-10	193	11	UFA-00 (TB)	6/20/68	Mississippi College
26	McAllister, Deuce	RB	6-1	221	2	D1-01	12/27/78	Mississippi
96	Miles, Jermaine	DE	6-4	275	1	FA-02	8/16/74	Georgia Tech



2002 ALPHABETICAL ROSTER

No.	Name	Pos.	Ht.	Wt.	NFL Exp.	How Acq.	Birthdate	College
67	Miller, Bubba	C/G	6-1	305	7	UFA-02 (Phi)	1/24/73	Tennessee
85	Mitchell, Johnny	TE	6-3	241	5	FA-01	1/20/71	Nebraska
40	Mitchell, Mel	S	6-1	220	R	D5-02	2/10/79	Western Kentucky
97	Monroe, Derrius	DE	6-4	269	R	D7-02	7/21/78	Virginia Tech
70	Montgomery, Jerry	DT	6-3	300	R	FA-02	9/19/79	Iowa
30	Moronkola, Dee	DB	5-9	190	2	FA-02	7/1/77	Washington State
31	Newsome, Richard	S	5-11	202	2	FA-01	12/6/77	Michigan State
77	Noah, Abdul-Salam	DT	6-4	280	1	FA-02	9/19/78	San Jose State
33	Norris, Moran	FB	6-1	250	2	D4-01	6/16/78	Kansas
89	Ojo, Onome	WR	6-4	205	2	D5-01	6/3/77	Cal-Davis
14	O'Sullivan, J.T.	QB	6-2	220	R	D6a-02	8/25/79	Cal-Davis
80	Pathon, Jerome	WR	6-0	182	5	UFA-02 (Ind)	12/16/75	Washington
86	Reed, Jake	WR	6-3	213	12	UFA-02 (Min)	9/28/67	Grambling
10	Reed, Jeff	K	5-11	215	R	FA-02	4/9/79	North Carolina
76	Reyes, Tutan	T	6-3	299	3	D5a-00	10/28/77	Mississippi
66	Riley, Victor	T	6-5	328	5	UFA-02 (KC)	11/4/74	Auburn
11	Robinson, Jimmy	WR	6-1	201	1	FA-02	10/22/76	Kentucky
74	Sanderson, Scott	T	6-6	295	6	FA-01	7/25/74	Washington State
75	Seals, Richard	DT	6-3	305	1	FA-02	3/18/76	Utah
46	Sherrod, Rick	S	6-2	195	R	FA-02	1/19/79	West Virginia
88	Sloan, David	TE	6-6	260	8	UFA-02 (Det)	6/8/72	New Mexico
54	Smith, Darrin	LB	6-1	236	10	FA-00	4/15/70	Miami (Fla.)
34	Smith, Demetrius	FB	6-2	255	R	FA-02	8/6/79	Southwest Missouri State
90	Smith, Kenny	DT	6-4	295	2	D3b-01	9/8/77	Alabama
44	Smith, Terrelle	FB	6-0	246	3	D4-00	3/12/78	Arizona State
83	Stallworth, Donte'	WR	6-0	197	R	D1a-02	11/10/80	Tennessee
22	Thomas, Fred	CB	5-9	184	7	UFA-00 (Sea)	9/11/73	Tennessee-Martin
68	Turley, Kyle	T	6-5	300	5	D1-98	9/24/75	San Diego State
60	Valletta, Chris	G	6-2	285	1	FA-02	3/1/78	Texas A&M
79	White, Mitch	T	6-4	311	1	D6-01	3/25/78	Oregon State
98	Whitehead, Willie	DE	6-3	285	4	FA-99	1/26/73	Auburn
82	Williams, Boo	TE	6-4	245	2	FA-01	6/22/79	Arkansas
13	Williams, Richard	WR	5-11	180	1	FA-02	4/16/77	Arizona State
42	Williams, Ricky	RB	5-7	195	R	FA-02	8/29/78	Texas Tech
63	Williams, Wally	G/C	6-2	321	10	UFA-99 (Bal)	2/20/71	Florida A&M
49	Wilson, Jerry	CB	5-10	190	7	FA-01	7/17/73	Southern

(roster as of July, 2002)

2002 COACHING STAFF

HEAD COACH: Jim Haslett (3rd season)

ASSISTANT COACHES: Hubbard Alexander (Wide Receivers), Dave Atkins (Running Backs), Joe Baker (Asst. Secondary), Greg Brown (Defensive Asst./Quality Control), Sam Clancy (Defensive Line), Al Everest (Special Teams), Rock Gullickson (Strength & Conditioning), Jack Henry (Offensive Line), Jim Hostler (Asst. Wide Receivers), Danny Langsdorf (Offensive Asst./Quality Control), Evan Marcus (Asst. Strength & Conditioning), Mike McCarthy (Offensive Coordinator), Winston Moss (Linebackers), Bob Palcic (Tight Ends), Mike Riley (Asst. Head Coach/Secondary), Mike Sheppard (Quarterbacks), Rick Venturi (Defensive Coordinator)



2002 NUMERICAL ROSTER

No.	Name	Pos.	Ht.	Wt.	NFL Exp.	Age	HS Hometown	'01 GP-GS-DNP-IA
2	Brooks, Aaron	QB	6-4	205	4	26	Newport News, Va.	16-16-0-0
3	Carney, John	K	5-11	180	13	38	West Palm Beach, Fla.	15-0-1-0
4	Gowin, Toby	P	5-10	167	6	27	Jacksonville, Texas	16-0-0-0
6	Johnson, Dirk	P	6-0	205	1	27	Montrose, Calif.	
7	Lewis, Jeff	QB	6-2	215	5	29	Scottsdale, Ariz.	
10	Reed, Jeff	K	5-11	215	R	23	Charlotte, N.C.	
11	Robinson, Jimmy	WR	6-1	201	1	25	Stone Mountain, Ga.	
12	Delhomme, Jake	QB	6-2	205	4	27	Lafayette, La.	0-0-0-16
13	Williams, Richard	WR	5-11	180	1	25	Miami, Fla.	
14	O'Sullivan, J.T.	QB	6-2	220	R	22	Carmichael, Calif.	
16	Lewis, Derrick	WR	6-2	185	R	26	New Orleans, La.	
17	Elstrom, Todd	WR	6-2	200	R	22	Puyallup, Wash.	
18	Cutolo, Frank	WR	5-10	181	R	24	Boca Raton, Fla.	
19	Alexander, Hilton	WR	6-2	185	1	24	Atlanta, Ga.	
20	Bellamy, Jay	S	5-11	200	9	30	Aberdeen, N.J.	16-16-0-0
21	Carter, Dale	CB	6-1	194	10	32	Covington, Ga.	9-8-0-0
22	Thomas, Fred	CB	5-9	184	7	28	Bruce, Miss.	16-16-0-0
24	Chaney, Jeff	RB	5-10	205	1	25	Lake Wales, Fla.	
25	McAfee, Fred	RB	5-10	193	11	34	Philadelphia, Miss.	16-0-0-0
26	McAllister, Deuce	RB	6-1	221	2	23	Lena, Miss.	16-4-0-0
27	Irvin, Ken	CB	5-11	186	8	30	Lindale, Ga.	14-4-2-0
29	Knight, Sammy	S	6-0	215	6	26	Riverside, Calif.	16-16-0-0
30	Moronkola, Dee	DB	5-9	190	2	25	Richmond, Calif.	
31	Newsome, Richard	S	5-11	202	2	24	Fostoria, Ohio	11-0-0-5
32	House, Kevin	CB	5-11	175	R	23	Tampa, Fla.	
33	Norris, Moran	FB	6-1	250	2	24	Houston, Texas	5-0-2-9
34	Smith, Demetrius	FB	6-2	255	R	23	Oaklawn, Ill.	
36	Hawthorne, Michael	CB	6-3	200	3	25	Sarasota, Fla.	11-2-0-5
37	Gleason, Steve	S	5-11	215	2	25	Gonzaga, Calif.	7-0-0-0
39	Henley, Jahi	CB	5-9	192	1	23	Nashville, Tenn.	
40	Mitchell, Mel	S	6-1	220	R	23	Rockledge, Fla.	
41	Carter, Tim	CB	6-0	183	1	24	Tallahassee, Fla.	2-0-0-0
42	Williams, Ricky	RB	5-7	195	R	23	Duncanville, Texas	
43	Craver, Keyuo	CB	5-10	195	R	21	Harleton, Texas	
44	Smith, Terrelle	FB	6-0	246	3	24	Moreno Valley, Calif.	14-9-0-2
45	Gilmore, John	TE	6-3	265	R	22	West Lawn, Pa.	
46	Sherrod, Rick	S	6-2	195	R	23	Charleston, W.Va.	
47	Houser, Kevin	LS	6-2	250	3	24	Westlake, Ohio	16-0-0-0
48	Fenderson, James	RB	5-9	200	1	25	Oahu, Hawaii	4-0-0-0
49	Wilson, Jerry	CB	5-10	190	7	29	Lake Charles, La.	1-0-0-0
50	Allen, James	LB	6-2	240	R	22	Portland, Ore.	
51	Cox, Bryan	LB	6-4	250	12	34	East St. Louis, Ill.	11-7-0-5
52	Hodge, Sedrick	LB	6-4	244	2	23	Atlanta, Ga.	16-0-0-0
53	Knight, Roger	LB	6-0	245	1	23	Brooklyn, N.Y.	1-0-0-0
54	Smith, Darrin	LB	6-1	236	10	32	Miami, Fla.	16-16-0-0
55	Bradley, Roylin	LB	6-2	232	1	24	LaMarque, Texas	
56	Clemons, Charlie	LB	6-2	250	6	30	Griffin, Ga.	16-15-0-0
57	Holden, Curtis	LB	6-2	232	2	23	San Francisco, Calif.	12-0-0-0
58	Jackson, Jonathan	LB	6-2	248	1	24	Las Vegas, Nev.	1-0-0-0
59	Jones, J.J.	LB	6-1	230	1	24	Manolia, Ark.	
60	Valletta, Chris	G	6-2	285	1	24	Plano, Texas	




2002 NUMERICAL ROSTER

No.	Name	Pos.	Ht.	Wt.	NFL Exp.	Age	HS Hometown	'01 GP-GS-DNP-IA
62	Fontenot, Jerry	C	6-3	300	14	35	Lafayette, La.	16-16-0-0
63	Williams, Wally	G/C	6-2	321	10	31	Tallahassee, Fla.	15-15-0-1
64	Jacox, Kendyl	C/G	6-2	330	5	26	Dallas, Texas	16-16-0-0
65	Bentley, LeCharles	G/C	6-2	299	R	22	Cleveland, Ohio	
66	Riley, Victor	T	6-5	328	5	27	Swansea, S.C.	7-5-0-9
67	Miller, Bubba	C/G	6-1	305	7	29	Franklin, Tenn.	
68	Turley, Kyle	T	6-5	300	5	26	Moreno Valley, Calif.	16-16-0-0
70	Montgomery, Jerry	DT	6-3	300	R	22	Mesquite, Nev.	
71	Folau, Spencer	T	6-5	315	6	29	Redwood City, Calif.	16-15-0-0
72	Carroll, Travis	LB	6-4	240	R	23	Jacksonville, Fla.	
73	Chase, Jeff	OL	6-4	295	1	26	Rowland Heights, Calif.	
74	Sanderson, Scott	T	6-6	295	6	28	Concord, Calif.	0-0-0-6
75	Seals, Richard	DT	6-3	305	1	26	Houston, Texas	
76	Reyes, Tutan	T	6-3	299	3	24	Queens, N.Y.	1-0-4-11
77	Noah, Abdul-Salam	DT	6-4	280	1	23	Los Angeles, Calif.	
78	Alexander, P.J.	T	6-4	297	R	23	Tallahassee, Fla.	
79	White, Mitch	T	6-4	311	1	24	San Diego, Calif.	
80	Pathon, Jerome	WR	6-0	182	5	26	North Vancouver, B.C.	4-3-0-5
81	Hall, Lamont	TE	6-4	260	4	27	Clover, S.C.	16-6-0-0
82	Williams, Boo	TE	6-4	245	2	23	Tallahassee, Fla.	11-4-0-0
83	Stallworth, Donte'	WR	6-0	197	R	21	Sacramento, Calif.	
84	Lewis, Michael	WR	5-8	165	2	30	New Orleans, La.	8-0-0-1
85	Mitchell, Johnny	TE	6-3	241	5	31	Chicago, Ill.	0-0-2-0
86	Reed, Jake	WR	6-3	213	12	34	Covington, Ga.	16-0-0-0
87	Horn, Joe	WR	6-1	206	7	30	New Haven, Conn.	16-16-0-0
88	Sloan, David	TE	6-6	260	8	30	Tollhouse, Calif.	15-15-0-1
89	Ojo, Onome	WR	6-4	205	2	25	San Francisco, Calif.	0-0-0-16
90	Smith, Kenny	DT	6-4	295	2	24	Meridian, Miss.	6-0-3-7
91	Jackson, Grady	DT	6-2	330	6	29	Greensboro, Ala.	16-16-0-0
92	Chase, Martin	DT	6-2	310	5	27	Lawton, Okla.	16-3-0-0
93	Howard, Darren	DE	6-3	281	3	25	St. Petersburg, Fla.	16-16-0-0
94	Grant, Charles	DE	6-3	282	R	23	Colquitt, Ga.	
96	Miles, Jermaine	DE	6-4	275	1	27	Brooklyn, N.Y.	
97	Monroe, Derrius	DE	6-4	269	R	24	Tallahassee, Fla.	
98	Whitehead, Willie	DE	6-3	285	4	29	Tuskegee, Ala.	14-0-0-2
99	Hand, Norman	DT	6-3	310	8	29	Walterboro, S.C.	13-13-0-2

(ages as of July 27, 2002 - start of training camp)

PRONUNCIATION GUIDE

Jake Delhomme (Del-loam), Keyuo Craver (KEY-oh), Frank Cutolo (Ka-two-low),
 Spencer Folau (fo-LOAU), Jerry Fontenot (Font-en-oh), Toby Gowin (GO-win), Jahi Henley (Jah-HE),
 Kendyl Jacox (JAY-cox), Fred McAfee (Mac-ah-fee), Dee Moronkola (More-ahn-cola),
 Moran Norris (More-ran), Onome Ojo (Ahn-uh-may O-joe), Jerome Pathon (PAY-thon),
 Donte' Stallworth (DON-tay), Terrelle Smith (Tuh-relle)



2001 IN REVIEW

Saints S Sammy Knight tied a franchise record with 3 interceptions at Buffalo in a 24-6 season-opening victory on Sept. 9. Knight, who finished with 6 interceptions for the season, was selected to the Pro Bowl for the 1st time in his career.





2001 NFL SEASON IN REVIEW

2001 NFL REGULAR SEASON STANDINGS

National Football Conference Final Standings

Western Division

	W	L	T	Pct.	Pts.	OP
St. Louis	14	2	0	.875	503	273
San Francisco	12	4	0	.750	409	282
New Orleans	7	9	0	.438	333	409
Atlanta	7	9	0	.438	291	377
Carolina	1	15	0	.063	253	410

Central Division

	W	L	T	Pct.	Pts.	OP
Chicago	13	3	0	.813	338	203
Green Bay	12	4	0	.750	390	266
Tampa Bay	9	7	0	.563	324	280
Minnesota	5	11	0	.313	290	390
Detroit	2	14	0	.125	270	424

Eastern Division

	W	L	T	Pct.	Pts.	OP
Philadelphia	11	5	0	.688	343	208
Washington	8	8	0	.500	256	303
N.Y. Giants	7	9	0	.438	294	321
Arizona	7	9	0	.438	295	343
Dallas	5	11	0	.313	246	338

American Football Conference Final Standings

Western Division

	W	L	T	Pct.	Pts.	OP
Oakland	10	6	0	.625	399	327
Seattle	9	7	0	.563	301	324
Denver	8	8	0	.500	340	339
Kansas City	6	10	0	.375	320	344
San Diego	5	11	0	.313	332	321

Central Division

	W	L	T	Pct.	Pts.	OP
Pittsburgh	13	3	0	.813	352	212
Baltimore	10	6	0	.625	303	265
Cleveland	7	9	0	.438	285	319
Tennessee	7	9	0	.438	336	388
Jacksonville	6	10	0	.375	294	286
Cincinnati	6	10	0	.375	226	309

Eastern Division

	W	L	T	Pct.	Pts.	OP
New England	11	5	0	.688	371	272
Miami	11	5	0	.688	344	290
New York Jets	10	6	0	.625	308	295
Indianapolis	6	10	0	.375	413	486
Buffalo	3	13	0	.188	265	420

2001 NFL POSTSEASON RESULTS

Wild Card Weekend

Saturday, January 12

NFC: Tampa Bay 9 at Philadelphia 31
AFC: N.Y. Jets 24 at Oakland 38

Sunday, January 13

NFC: San Francisco 15 at Green Bay 25
AFC: Baltimore 20, Miami 3

Divisional Playoffs

Saturday, January 19

NFC: Philadelphia 33 at Chicago 19
AFC: Oakland 13 at New England 16 (ot)

Sunday, January 20

NFC: Green Bay 17 at St. Louis 45
AFC: Baltimore 10 at Pittsburgh 27

Conference Championships

Sunday, January 27

NFC: Philadelphia 24 at St. Louis 29
AFC: New England 24 at Pittsburgh 17

Super Bowl XXXVI; New Orleans, La. Louisiana Superdome

Sunday, February 3

St. Louis 17 vs. New England 20

AFC-NFC Pro Bowl; Honolulu, Hawaii

Saturday, February 9

AFC 38 vs. NFC 30

2001 HONORS & STAT RANKINGS



2001 HONORS

K John Carney: Week 4 & Week 7 NFC Special Teams Player of the Week; October NFC Special Teams Player of the Month.

S Sammy Knight: NFC Pro Bowl squad (starter), Week 1 & Week 7 NFC Defensive Player of the Week.

DT La'Roi Glover: NFC Pro Bowl Squad (starter)

RB Ricky Williams: Week 4 NFC Offensive Player of the Week; October NFC Offensive Player of the Month.

WR Joe Horn: NFC Pro Bowl Squad (reserve; injured - did not play)

2001 NFC STATISTICAL RANKINGS

Category	# (NFC Rank)
Aaron Brooks	
Passer Rating	.76.4 (11th)
3rd & 1 Rushing	.85.7; 6-7 (3rd)
4th Quarter Passer Rating	.76.5 (10th)
3rd Down Passer Rating	.66.7 (9th)
John Carney	
Kicker Scoring	.113 (4th)
Charlie Clemons	
Sacks	.13.5 (T-3rd)
Toby Gowin	
Punting Average	.41.8 (9th)
Joe Horn	
Scoring	.54 (T-7th)
Receptions	.83 (T-5th)
Receiving Yards	.1265 (5th)
Total Yards From Scrimmage	.1269 (12th)
1st Downs	.59 (12th)
3rd Down Receptions	.26 (T-4th)
Willie Jackson	
Receptions	.81 (T-8th)
Receiving Yards	.1046 (11th)
1st Downs	.54 (17th)
3rd Down Receptions	.28 (T-2nd)
Joe Johnson	
Sacks	.9.0 (T-10th)
Michael Lewis	
Kickoff Return Average	.23.8 (6th)
Sammy Knight	
Interceptions	.6 (T-6th)
Deuce McAllister	
Kickoff Return Average	.24.2 (5th)
Ricky Williams	
Receptions	.60 (T-19th)
Rushing Yards	.1245 (4th)
Total Yards From Scrimmage	.1756 (3rd)
1st Downs	.77 (4th)
3rd & 1 Rushing	.70.0; 7-10 (6th)

2001 FINAL STATISTICS

Record: 7-9, Finish: 3rd-NFC West

Date	W/L	Score	Opponent	Attendance	SACKS: Clemons 13.5, Johnson 9.0, Glover 8.0, Howard 6.0, Hand 3.5, Oldham 2.5, Bellamy 2.0, K. Mitchell 2.0, Whitehead 2.0, Smith 1.5, Chase 1.0, S. Knight 1.0, Mathis 1.0, Saints 53.0, Opp. 50.0					
9/9	W	24-6	at Buffalo	71,447						
9/30	L	13-21	at N.Y. Giants	78,451						
10/7	W	28-15	Minnesota	70,020						
10/14	W	27-25	at Carolina	72,049						
10/21	L	13-20	Atlanta	70,020						
10/28	W	34-31	at St. Louis	66,189						
11/4	L	9-16	N.Y. Jets	70,020						
11/11	L	27-28	at San Francisco	68,083						
11/18	W	34-20	Indianapolis	70,020						
11/25	L	17-34	at New England	60,292						
12/2	W	27-23	Carolina	70,020						
12/9	W	28-10	at Atlanta	68,826						
12/17	L	21-34	St. Louis	70,332						
12/23	L	21-48	at Tampa Bay	65,526						
12/30	L	10-40	Washington	70,020						
1/6	L	0-38	San Francisco	70,020						

RUSHING		No	Yds	Avg	LG	TD
R. Williams	313	1245	4.0	46	6	
Brooks	80	358	4.5	26	1	
McAllister	16	91	5.7	54	1	
T. Smith	5	8	1.6	6	0	
Connell	1	6	6.0	6	0	
Horn	1	4	4.0	4	0	
McAfee	1	2	2.0	2	0	
Blake	1	-1	-1.0	-1	0	
Carney	1	-1	-1.0	-1	0	
Saints	419	1712	4.1	54	8	

TEAM STATISTICS		N.O.	OPP.	OPPONENTS		4th	1st	2nd	3rd	4th	
TOTAL FIRST DOWNS		294	284	RECEIVING		No	Yds	Avg	LG	TD	
Rushing		87	88	Horn		83	1265	15.2	56	9	
Passing		184	169	W. Jackson		81	1046	12.9	63	5	
Penalty		23	27	R. Williams		60	511	8.5	42	1	
3rd Down: Made/Att		89/227	80/201	R. Wilson		21	277	13.2	44	0	
3rd Down Pct.		39.2	39.8	Bo. Williams		20	202	10.1	26	3	
4th Down: Made/Att		6/18	3/12	McAllister		15	166	11.1	22	1	
4th Down Pct.		33.3	25.0	Cleeland		13	138	10.6	19	4	
POSSIBLE AVG.		29:24	30:36	Connell		12	191	15.9	46	2	
TOTAL NET YARDS		5226	5070	McGarity		1	-2	-2.0	-2	0	
Avg. Per Game		326.6	316.9	T. Smith		4	30	7.5	12	2	
Total Plays		1031	948	L. Hall		2	15	7.5	9	0	
Avg. Per Play		5.1	5.3	Stachelski		1	5	5.0	5	0	
NET YARDS RUSHING		1712	1715	Saints		313	3844	12.3	63	27	
Avg. Per Game		107.0	107.2	Opponents		278	3678	13.2	86	30	
Total Rushes		419	443								
NET YARDS PASSING		3514	3355	INTERCEPTIONS		No	Yds	Avg	LG	TD	
Avg. Per Game		219.6	209.7	S. Knight		6	114	19.0	40	0	
Sacked/Yards Lost		50/330	53/323	Bellamy		3	21	7.0	21	0	
Gross Yards		3844	3678	Mathis		2	34	17.0	23	0	
Att./Completions		562/313	452/278	Howard		1	37	37.0	37	0	
Completion Pct.		55.7	61.5	Clemons		1	3	3.0	3	0	
Had Intercepted		22	15	Oldham		1	0	0.0	0	0	
PUNTS/AVERAGE		76/41.8	67/43.5	Thomas		1	0	0.0	0	0	
NET PUNTING AVG.		76/35.8	67/38.3	Saints		15	209	13.9	40	0	
PENALTIES/YARDS		119/1025	100/877	Opponents		22	189	8.6	36	1	
FUMBLES/BALL LOST		35/13	28/15								
TOUCHDOWNS		36	47	PUNTING		No	Yds	Avg	Net TB120	LG B	
Rushing		8	15	Gowin		76	3180	41.8	35.8	7	24
Passing		27	30	Saints		76	3180	41.8	35.8	7	24
Returns		1	2	Opponents		67	2917	43.5	38.3	3	19

Score by Periods	1	2	3	4	OT	TOT	PUNT	RET	Ret	FC	Yds	Avg	LG	TD
Saints	53	77	108	95	0	333	McGarity	19	9	183	9.6	42	0	
Opponents	120	120	47	122	0	409	Lewis	14	0	81	5.8	32	0	

SCORING	TD	Ru	Pa	Rt	PAT	FG	S	TP	W/L/T	SAINTS	OPPONENTS	PTS	Yds	AVG	LG	TD
Carney	0	0	0	0	32/32	27/31	0	113	Saints	37	13	288	7.8	42	0	1
Horn	9	0	9	0			0	54	Opponents	36	18	316	8.8	70	1	1
R. Williams	7	6	1	0	0	0	32	KICKOFF RET	No	Yds	Avs	LG	TD			
W. Jackson	5	0	5	0	0	0	32	McAllister	45	1091	24.2	63	0			
Cleeland	4	0	4	0	0	0	24	Lewis	32	762	23.8	68	0			
Bo. Williams	3	0	3	0	0	0	18	McAfee	6	144	24.0	34	0			
Cornell	2	0	2	0	0	0	12	Ackerman	2	11	5.5	11	0			
McAllister	2	1	1	0	0	0	12	Whitehead	2	19	9.5	12	0			
T. Smith	2	0	2	0	0	0	12	Saints	87	2027	23.3	68	0			
Brooks	1	1	0	0	0	0	6	Opponents	66	1472	22.3	86	0			
Oldham	1	0	0	1	0	0	6									
Saints	36	8	27	1	32/32	27/31	1	333	FIELD GOALS	1-19	20-29	30-39	40-49	50+		
Opponents	47	15	30	2	42/42	27/31	0	409	Carney	0/0	7/7	11/11	8/12	1/1		
2-Pt. Conv.: W. Jackson, Saints 1-4, Opp. 2-5									Saints	0/0	7/7	11/11	8/12	1/1		
									Opponents	0/0	9/9	8/9	5/5	5/5		

PASSING	Att	Cmp	Yds	Cmp%	Yds/Att	TD	TD%	Int	Int%	Long	Sk/Yds	Rating
Brooks	556	312	3832	55.9	6.87	26	4.7	22	3.9	63	50/330	76.4
McAllister	2	1	12	50.0	6.00	1	50.0	0	0.0	121	0/0	108.3
Blake	1	0	0	0.0	0.00	0	0.0	0	0.0	0	0/0	39.6
Horn	1	0	0	0.0	0.00	0	0.0	0	0.0	0	0/0	39.6
Saints	562	313	3844	55.7	6.84	27	4.8	22	3.9	63	50/330	76.7
Opponents	452	278	3678	61.5	8.14	30	6.6	15	3.3	86t	53/323	95.5

2001 FINAL DEFENSIVE STATS



Regular Defensive Plays											Special Teams					
Name, Position	TKL	AST	TOT	SK/YD	INT	PD	FF	FR	BP	TKL	AST	FF	FR	BL	RBL	
Charlie Clemmons, LB	90	33	123	13.5/96	1	5	2	1	1						3	
Sammy Knight, S	74	46	120	1/4	6	10	2	5	5						40	
Jay Bellamy, S	86	25	111	2/12	3	8	1		2	3	1				8	
Keith Mitchell, LB	74	23	97	2/11		4	1									
Fred Thomas, CB	62	23	85		1	18	1		2	5						
Darrin Smith, LB	65	19	84	1.5/12.5		8	1			2	4				4	
Kevin Mathis, CB	61	18	79	1/6	2	8	3		3						4	
Joe Johnson, DE	49	16	65	9/51			2	2								
Darren Howard, DE	41	19	60	6/38.5	1	4	3		2							
La'Roi Glover, DT	36	9	45	8/48			3	2	2							
Norman Hand, DT	20	14	34	3.5/17.5												
Chris Oldham, S	16	16	32	2.5/7.5	1	4		2	3	6	3				38	
Willie Whitehead, DE	17	8	25	2/11					1						51	
Michael Hawthorne, CB	16	5	21			4				5	3				43	
Martin Chase, DT	15	6	21	1/8					1							
Fred Weary, CB	16	2	18			3				4	3				38	
Kenny Smith, DT	6	4	10													
Sedrick Hodge, LB	9		9			1			1	12	7				92	
Steve Israel, CB	2	2	4							2					2	
Tim Carter, CB	2		2													
Phil Clarke, LB	1	1	2							10	4				77	
Curtis Holden, LB	1		1							9	3				81	
Richard Newsome, S		1	1							11	3	1	1		60	
Tom Ackerman, C/G			0												51	
James Fenderson, RB			0							2	1				11	
Steve Gleason, S			0							3			1		47	
Toby Gowin, P			0							7						
Lamont Hall, TE			0								1				51	
Kevin Houser, LS			0							2	3					
Jonathan Jackson, LB			0												4	
Roger Knight, LB			0							1					4	
Michael Lewis, WR			0							2	4					
Fred McAfee, RB			0							11	5	1	3		96	
Deuce McAllister, RB			0							5			1		1	
DeShone Myles, LB			0												3	
Moran Norris, FB			0							2					10	
Marcus Price, T			0												6	
Dave Stachelski, TE			0												5	
Brian Williams, LB			0												17	
Boo Williams, TE			0							2	1				35	
Jerry Wilson, CB			0												4	
Robert Wilson, WR			0							13	4	1			36	
Totals	759	290	1049	53/323	15	77	19	12	23	119	50	3	6	0	922	

TKL: tackle, AST: assist, TOT: total, INT: interception, PD: pass defense, FF: forced fumble, FR: fumble recovery, BP: big plays (defense), BL: kicks blocked, RBL: return blocks (special teams).

Miscellaneous Statistics: QB Aaron Brooks (6 fumbles recovered), WR Albert Connell (1 tackle, 1 fumble recovery), C Jerry Fontenot (3 tackles), TE Lamont Hall (1 tackle), WR Joe Horn (6 tackles), LB Roger Knight (1 tackle), G Chris Naeole (1 tackle, 1 fumble recovered), FB Terrelle Smith (1 fumble recovered), T Daryl Terrell (1 tackle), T Kyle Turley (1 tackle, 2 fumbles recovered), TE Boo Williams (1 tackle), RB Ricky Williams (8 tackles, 1 forced fumble, 2 fumbles recovered), G Wally Williams (2 tackles), **TOTALS: 27 tackles, 1 forced fumble, 13 fumbles recovered**



2001 GAME-BY-GAME OFFENSE

134

2002 New Orleans Saints

Opp.	Pts	1st Downs				3rd D	4th D	Total		Rush		Passing				Fum #-Lst	Pen #-Yds	Punts #-Avg	TDs			FG M/Att	TOP
		Tot	R	Pa	Pe			Yds	Plays	Yds	Att	Yds	Net	Att-Cmp-Int	Sacks				Ru	Pa	Ret		
at BUF	24	17	7	9	1	6/13	0/1	301	58	109	26	209	192	30-18-0	2-17	4-0	4-35	5-43.8	0	3	0	1/1	27:33
at NYG	13	20	3	14	3	6/19	2/2	330	80	74	22	291	256	54-28-1	4-35	4-0	14-92	8-39.0	0	1	0	2/2	32:29
MIN	28	20	9	8	3	8/16	0/0	370	67	160	37	210	210	30-15-1	0-0	1-0	8-65	3-41.3	1	0	1	5/5	34:15
at CAR	27	21	11	9	1	6/19	1/1	358	81	198	39	180	160	40-14-1	2-20	5-2	6-55	8-43.5	1	2	0	2/2	31:46
ATL	13	16	4	11	1	7/17	0/1	276	68	63	24	249	213	39-23-1	5-36	1-0	3-25	6-40.3	0	1	0	2/3	30:15
at STL	34	15	4	9	2	2/13	0/1	320	61	82	26	254	238	31-20-0	4-16	5-2	7-81	4-42.5	0	3	0	5/5	29:45
NYJ	9	13	5	7	1	7/16	0/1	246	62	108	27	164	138	29-12-2	6-26	2-2	8-65	7-43.4	1	0	0	0/0	26:21
at SF	27	24	7	17	0	4/11	0/1	488	70	152	32	347	336	37-22-0	1-11	1-1	8-65	3-43.7	0	2	0	4/4	31:14
IND	34	25	8	14	3	3/9	0/1	378	63	157	37	249	221	22-19-0	4-28	0-0	6-51	2-41.0	2	2	0	2/2	32:50
at NE	17	23	6	13	4	6/14	0/1	428	62	121	22	307	307	39-16-2	1-0	1-0	5-86	3-36.7	1	1	0	1/3	24:13
CAR	27	25	8	17	0	10/19	1/1	432	77	125	34	330	307	40-26-1	3-23	2-1	10-85	5-41.6	0	3	0	2/2	37:18
at ATL	28	19	5	13	1	6/12	0/0	379	55	114	21	291	265	31-21-0	3-26	2-2	10-67	5-44.0	2	2	0	0/0	26:39
STL	21	17	2	13	2	5/13	0/2	310	64	68	19	269	242	40-23-2	5-27	0-0	16-132	5-47.2	0	3	0	0/0	28:28
at TB	21	16	1	14	1	4/12	0/0	271	54	41	13	248	230	38-21-4	3-18	0-0	3-23	5-37.8	0	3	0	0/0	23:47
WAS	10	12	5	7	0	6/13	0/2	213	55	100	23	127	113	28-14-3	4-14	3-1	8-75	2-43.5	0	1	0	1/2	27:25
SF	0	11	2	9	0	3/11	2/3	126	54	40	17	119	86	34-21-4	3-33	4-2	3-23	5-39.6	0	0	0	0/0	26:00
Totals	333	294	87	184	23	89/227	6/18	5226	1031	1712	419	3844	3514	562-313-22	50-330	35-13	119-1025	76-41.8	8	27	1	27/31	29:24

www.NewOrleansSaints.com

135

Opp.	Pts	1st Downs				3rd D	4th D	Total		Rush		Passing				Fum #-Lst	Pen #-Yds	Punts #-Avg	TDs			FG M/Att	TOP
		Tot	R	Pa	Pe			Yds	Plays	Yds	Att	Yds	Net	Att-Cmp-Int	Sacks				Ru	Pa	Ret		
at BUF	6	12	3	8	1	5/15	0/3	251	61	125	28	160	126	28-16-3	5-34	0-0	4-35	4-44.3	0	0	0	2/2	32:27
at NYG	21	13	6	6	1	4/13	0/0	253	51	153	28	135	100	18-9-0	5-35	2-1	11-100	8-46.5	2	1	0	0/0	27:31
MIN	15	16	3	12	1	1/8	0/1	340	51	34	11	332	306	34-23-1	6-26	3-2	12-116	4-47.5	0	2	0	0/0	25:45
at CAR	25	13	1	10	2	5/14	0/1	218	60	34	20	196	184	39-21-1	1-12	5-2	4-19	6-37.8	0	2	1	2/2	28:14
ATL	20	12	4	8	0	5/13	0/1	297	53	124	30	185	173	21-15-1	2-12	1-1	5-34	4-35.5	0	2	0	2/2	29:45
at STL	31	25	4	20	1	4/10	1/1	474	66	48	16	436	426	48-30-4	2-10	5-4	8-58	1-36.0	2	2	0	1/2	30:15
NYJ	16	12	3	9	0	6/13	0/1	272	58	142	34	145	130	22-13-1	2-15	2-1	6-56	2-39.5	0	1	0	3/4	33:39
at SF	28	21	8	11	2	5/12	0/0	415	61	164	26	252	251	34-21-0	1-1	0-0	5-55	6-43.3	0	4	0	0/0	28:46
IND	20	18	4	11	3	6/12	0/0	339	51	77	23	262	262	28-18-1	0-0	0-0	6-77	5-40.6	1	1	0	2/2	27:10
at NE	34	26	10	14	2	8/13	0/0	432	68	191	38	258	241	26-19-0	4-17	2-0	6-64	4-43.0	1	4	0	0/1	35:47
CAR	23	11	3	6	2	3/12	0/0	150	48	49	19	161	101	21-11-1	8-60	1-0	3-21	6-54.3	2	0	0	3/3	22:42
at ATL	10	20	4	10	6	2/11	0/1	230	62	50	21	233	180	32-18-1	9-53	3-1	10-83	5-51.4	1	0	0	1/2	33:21
STL	34	21	3	15	3	6/12	0/0	365	61	56	25	338	309	32-23-0	4-29	3-2	11-85	4-34.0	0	4	0	2/2	31:32
at TB	48	23	10	12	1	5/13	1/1	364	70	157	39	207	207	31-16-0	0-0	0-0	5-40	3-42.7	1	3	1	4/4	36:13
WAS	40	19	13	5	1	10/16	0/0	263	61	173	44	94	90	15-9-1	2-4	0-0	4-34	1-51.0	4	0	0	4/4	32:35
SF	38	22	9	12	1	5/14	1/2	407	66	138	41	284	269	23-16-0	2-15	1-1	0-0	4-40.3	1	4	0	1/1	34:00
Totals	409	284	88	169	27	80/201	3/12	5070	948	1715	443	3678	3355	452-278-15	53-323	28-15	100-877	67-43.5	15	30	2	27/31	30:36



2001 GAME-BY-GAME DEFENSE

2001 PARTICIPATION REPORT

	9/9	9/30	10/7	10/14	10/21	10/28	11/4	11/11	11/18	11/25	12/2	12/9	12/17	12/23	12/30	1/6	GP-GS-DNP40
Name	BUF	NYG	MIN	CAR	ATL	STL	NYJ	SF	IND	NE	CAR	ATL	STL	TB	WAS	SF	
Ackerman, Tom	X	X	X	X	X	X	X	X	X	X	X	X	X	X	X	X	16-10-0
Bellamy, Jay	FS	FS	FS	FS	FS	FS	FS	FS	FS	FS	FS	FS	FS	FS	FS	FS	16-10-0
Blake, Jeff	DNP	DNP	DNP	DNP	DNP	DNP	DNP	DNP	DNP	DNP	DNP	DNP	DNP	DNP	DNP	DNP	1-10-150
Brooks, Aaron	QB	QB	QB	QB	QB	QB	QB	QB	QB	QB	QB	QB	QB	QB	QB	QB	16-10-0
Carney, John	X	X	X	X	X	X	X	X	X	X	Q	X	X	X	X	DNP	15-0-10
Carter, Tim															X	X	2-0-0
Chase, Martin	X	X	X	X	X	X	X	X	X	X	X	X	X	LDT	LDT	LDT	16-3-0
Clarke, Phil	X	X	X	X	X	X	X	X	X	X	X	X	X	IR	IR	IR	13-0-0
Cleveland, Cameron	TE	TE	X	TE	TE	TE	INA	INA	INA	INA	INA	X	TE	TE	IR	IR	9-7-0
Clemons, Charlie	MLB	MLB	MLB	MLB	X	MLB	MLB	MLB	MLB	MLB	MLB	MLB	MLB	MLB	MLB	MLB	16-15-0
Connell, Albert	X	WR	X	X	X	X	X	X	X	X	X	INA	RSUS	RSUS	RSUS	RSUS	11-1-0
Delhomme, Jake	3QB	3QB	3QB	3QB	3QB	3QB	3QB	3QB	3QB	3QB	3QB	3QB	3QB	3QB	3QB	3QB	0-0-0-16
Fenderson, James	TC												X	X	X	X	4-0-0
Fontenot, Jerry	C	C	C	C	C	C	C	C	C	C	C	C	C	C	C	C	16-16-0
Gleason, Steve											X	X	X	X	X	X	7-0-0
Glover, LaRoi	ROT	ROT	ROT	ROT	ROT	ROT	ROT	ROT	ROT	ROT	ROT	ROT	ROT	ROT	ROT	ROT	16-16-0
Gowin, Toby	X	X	X	X	X	X	X	X	X	X	X	X	X	X	X	X	16-0-0
Hall, Lamont	X	X	X	X	X	X	TE	TE	TE	TE	TE	TE	TE	TE	TE	TE	16-6-0
Hand, Norman	LDT	LDT	LDT	LDT	LDT	LDT	LDT	LDT	LDT	LDT	LDT	LDT	LDT	INA	INA	IR	13-13-0
Hawthorne, Michael	X	X	X	X	INA	X	X	X	INA	X	LCB	LCB	X	INA	INA	INA	11-2-0
Hodge, Sedrick	X	X	X	X	X	X	X	X	X	X	X	X	X	X	X	LCB	16-1-0
Holden, Curtis					X	X	X	X	X	X	X	X	X	X	X	X	12-0-0
Horn, Joe	WR	WR	WR	WR	WR	WR	WR	WR	WR	WR	WR	WR	WR	WR	WR	WR	16-16-0
Houser, Kevin	X	X	X	X	X	X	X	X	X	X	X	X	X	X	X	X	16-0-0
Howard, Darren	LDE	LDE	LDE	LDE	LDE	LDE	LDE	LDE	LDE	LDE	LDE	LDE	LDE	LDE	LDE	LDE	16-16-0
Israel, Steve	INA	DNP	INA	INA	X	X	X	INA	X	INA	INA	INA	X	X	X	LCB	9-1-0
Jackson, Jonathan																X	1-0-0
Jackson, Willie	WR	WR	WR	WR	WR	WR	WR	WR	WR	WR	WR	WR	WR	WR	WR	WR	16-16-0
Johnson, Joe	RDE	RDE	RDE	RDE	RDE	RDE	RDE	RDE	RDE	RDE	RDE	RDE	RDE	RDE	RDE	RDE	16-16-0
Knight, Roger												X	IR	IR	IR	IR	1-0-0
Knight, Sammy	SS	SS	SS	SS	SS	SS	SS	SS	SS	SS	SS	SS	SS	SS	SS	SS	16-16-0
Lewis, Michael	X	X	X	X	X	INA	TC							X	X	X	8-0-0
Mathis, Kevin	LCB	LCB	LCB	LCB	LCB	LCB	LCB	LCB	LCB	LCB	INA	INA	LCB	LCB	LCB	IR	14-13-0
McAfee, Fred	X	X	X	X	X	X	X	X	X	X	X	X	X	X	X	X	16-0-0
McAllister, Deuce	X	X	X	X	X	X	X	X	RB	RB	X	RB	X	X	X	RB	16-4-0
McGartry, Wane						TC	INA	X	X	X	X	X	X	X	X	X	9-0-0
Mitchell, Johnny																DNP	0-0-26
Mitchell, Keith	LOLB	LOLB	LOLB	LOLB	X		LOLB	LOLB	LOLB	LOLB	LOLB	LOLB	LOLB	LOLB	LOLB	INA	15-14-0
Myles, DeShone	INA	INA	INA	INA	TC									X	TC	X	1-0-0
Naeole, Chris	RG	RG	RG	RG	RG	RG	RG	RG	RG	RG	RG	RG	RG	RG	RG	RG	16-16-0
Newsome, Richard	X	X	X	X	X	X	X	X	X	INA	INA	INA	INA	INA	INA	X	11-0-0
Norris, Moran	INA	INA	INA	INA	INA	INA	DNP	INA	INA	INA	DNP	INA	INA	INA	INA	X	5-0-29
Ojo, Onome	INA	INA	INA	INA	INA	INA	INA	INA	INA	INA	INA	INA	INA	INA	INA	INA	0-0-0-16
Oldham, Chris	X	X	X	X	S	X	X	X	X	X	X	X	X	X	X	X	16-1-0
Price, Marcus	INA	INA	X	INA	X	X	X	X	X	X	X	X	X	X	X	DNP	12-0-13
Reyes, Tutan	INA	INA	INA	INA	INA	DNP	DNP	INA	DNP	DNP	DNP	X	INA	INA	INA	INA	1-0-41
Roaf, William	LT	LT	LT	LT	LT	INA	INA	LT	LT	INA		IR	IR	IR	IR	IR	7-7-0
Sanderson, Scott											INA	INA	INA	INA	INA	INA	0-0-0
Smith, Darrin	ROLB	ROLB	ROLB	ROLB	ROLB	ROLB	ROLB	ROLB	ROLB	ROLB	ROLB	ROLB	ROLB	ROLB	ROLB	ROLB	16-16-0
Smith, Kenny	DNP	INA	INA	X	DNP	INA	X	X	INA	INA	INA	INA	INA	X	X	X	6-0-37
Smith, Terrelle	FB	FB	X	FB	FB	FB	FB	FB	X	X	X	FB	X	FB	X	INA	14-0-0
Stachelski, Dave	X	X	X	X	X	TC											5-0-0
Terrell, Daryl	X	X	X	X	X	LG	LT	X	X	LT	LT	LT	LT	LT	LT	LT	16-10-0
Thomas, Fred	RCB	RCB	RCB	RCB	RCB	RCB	RCB	RCB	RCB	RCB	RCB	RCB	RCB	RCB	RCB	RCB	16-16-0
Turley, Kyle	RT	RT	RT	RT	RT	RT	RT	RT	RT	RT	RT	RT	RT	RT	RT	RT	16-16-0
Weary, Fred	X	X	X	X	CB	X	X	X	X	X	X	X	X	X	X	INA	14-1-0
White, Mitch	INA	INA	INA	INA	INA	INA	INA	INA	INA	TC							0-0-0
Whitehead, Willie	X	X	X	X	X	X	INA	INA	X	X	X	X	X	X	X	X	14-0-0
Williams, Boo						X	TE	X	X	TE	X	X	X	X	X	TE	11-4-0
Williams, Brian	X	X	X	X	X	INA	INA	DNP	INA	INA	INA	TC					4-0-18
Williams, Ricky	RB	RB	RB	RB	RB	RB	RB	RB	RB	RB	RB	RB	RB	RB	RB	RB	16-16-0
Williams, Wally	LG	LG	LG	LG	INA	LG	LG	LG	LG	LG	LG	LG	LG	LG	LG	LG	15-5-0
Wilson, Jerry																X	1-0-0
Wilson, Robert	X	X	WR	X	X	X	X	INA	X	X	X	X	X	X	X	X	15-1-0

LEGEND: X - substitute, DNP - did not play, INA - inactive, 3QB - 3rd quarterback, IR - injured reserve, RPUP - reserve/physically unable to perform, RSUS - reserve/suspended, TRAD - traded prior to contest, TC - terminated contract
Home games in bold

2001 GAME-BY-GAME STARTERS



	OFFENSE	WR	LT	LG	C	RG	RT	TE	WR	QB	RB	FB
A	at BUF	Jackson	Roaf	W. Williams	Fontenot	Naeole	Turley	Cleeland	Horn	Brooks	R. Williams	Smith
	at NYG	Jackson	Roaf	W. Williams	Fontenot	Naeole	Turley	Cleeland	Horn	Brooks	R. Williams	Smith
	MIN	Jackson	Roaf	W. Williams	Fontenot	Naeole	Turley	Cleeland	Horn	Brooks	R. Williams	Smith
	at CAR	Connell	Roaf	W. Williams	Fontenot	Naeole	Turley	Cleeland	Wilson	Brooks	R. Williams	Smith
	ATL	Jackson	Roaf	Terrell	Fontenot	Naeole	Turley	Cleeland	Horn	Brooks	R. Williams	Smith
	at STL	Jackson	Terrell	W. Williams	Fontenot	Naeole	Turley	Cleeland	Horn	Brooks	R. Williams	Smith
	NYJ	Jackson	Terrell	W. Williams	Fontenot	Naeole	Turley	E. Williams	Horn	Brooks	R. Williams	Smith
	at SF	Jackson	Roaf	W. Williams	Fontenot	Naeole	Turley	Hall	Horn	Brooks	R. Williams	Smith
	IND	Jackson	Roaf	W. Williams	Fontenot	Naeole	Turley	Hall	Horn	Brooks	R. Williams	Smith
	at NE	Jackson	Terrell	W. Williams	Fontenot	Naeole	Turley	B. Williams	Horn	Brooks	D. McAllister	Smith
B	at CAR	Jackson	Terrell	W. Williams	Fontenot	Naeole	Turley	Hall	Horn	Brooks	R. Williams	Smith
	ATL	Jackson	Terrell	W. Williams	Fontenot	Naeole	Turley	Hall	Horn	Brooks	D. McAllister	Smith
	STL	Jackson	Terrell	W. Williams	Fontenot	Naeole	Turley	Cleeland	Horn	Brooks	R. Williams	Smith
	at TB	Jackson	Terrell	W. Williams	Fontenot	Naeole	Turley	Cleeland	Horn	Brooks	R. Williams	Smith
	WAS	Jackson	Terrell	W. Williams	Fontenot	Naeole	Turley	B. Williams	Horn	Brooks	R. Williams	Smith
	SF	Jackson	Terrell	W. Williams	Fontenot	Naeole	Turley	B. Williams	Horn	Brooks	R. Williams	Smith
C	DEFENSE	LDE	LDT	RDT	RDE	LOLB	MLB	ROLB	LCB	RCB	SS	FS
	at BUF	Howard	Hand	Glover	Johnson	Mitchell	Clemmons	D. Smith	Mathis	Thomas	S. Knight	Bellamy
	at NYG	Howard	Hand	Glover	Johnson	Mitchell	Clemmons	D. Smith	Mathis	Thomas	S. Knight	Bellamy
	MIN	Howard	Hand	Glover	Johnson	Mitchell	Clemmons	D. Smith	Mathis	Thomas	S. Knight	Bellamy
	at CAR	Howard	Hand	Glover	Johnson	Mitchell	Clemmons	D. Smith	Mathis	Thomas	S. Knight	Bellamy
	ATL	Howard	Hand	Glover	Johnson	Weary-CB	Oldham-S	D. Smith	Mathis	Thomas	S. Knight	Bellamy
	at STL	Howard	Hand	Glover	Johnson	Mitchell	Clemmons	D. Smith	Mathis	Thomas	S. Knight	Bellamy
	NYJ	Howard	Hand	Glover	Johnson	Mitchell	Clemmons	D. Smith	Mathis	Thomas	S. Knight	Bellamy
	at SF	Howard	Hand	Glover	Johnson	Mitchell	Clemmons	D. Smith	Mathis	Thomas	S. Knight	Bellamy
	IND	Howard	Hand	Glover	Johnson	Mitchell	Clemmons	D. Smith	Mathis	Thomas	S. Knight	Bellamy
	at NE	Howard	Hand	Glover	Johnson	Mitchell	Clemmons	D. Smith	Mathis	Thomas	S. Knight	Bellamy
	CAR	Howard	Hand	Glover	Johnson	Mitchell	Clemmons	D. Smith	Mathis	Thomas	S. Knight	Bellamy
	at ATL	Howard	Hand	Glover	Johnson	Mitchell	Clemmons	D. Smith	Mathis	Thomas	S. Knight	Bellamy
	STL	Howard	Hand	Glover	Johnson	Mitchell	Clemmons	D. Smith	Mathis	Thomas	S. Knight	Bellamy
	at TB	Howard	Chase	Glover	Johnson	Mitchell	Clemmons	D. Smith	Mathis	Thomas	S. Knight	Bellamy
	WAS	Howard	Chase	Glover	Johnson	Mitchell	Clemmons	D. Smith	Mathis	Thomas	S. Knight	Bellamy
at WAS	Howard	Chase	Glover	Johnson	Hodge	Clemmons	D. Smith	Israel	Thomas	S. Knight	Bellamy	



2001 TEAM SUPERLATIVES

Saints

High	Category	Low
34 (2x), last vs. Indianapolis (11/18)	POINTS	0 vs. San Francisco (1/6)
25 (2x), last vs. Carolina (12/2)	FIRST DOWNS	11 vs. San Francisco (1/6)
11 at Carolina (10/14)	Rushing	1 at Tampa Bay (12/23)
17 (2x), last vs. Carolina (12/2)	Passing	7 (2x), last vs. Washington (12/30)
4 at New England (11/25)	Penalty	0 (4x), last vs. San Francisco (1/6)
10 (19 att.) vs. Carolina (12/2)	3RD DOWN CONV.	2 (13 att.) at St. Louis (10/28)
2 (2x), last (3 att.) vs. San Francisco (1/6)	4TH DOWN CONV.	0 (12x), last (2 att.) vs. Washington (12/30)
488 at San Francisco (11/11)	TOTAL NET YARDS	126 vs. San Francisco (1/6)
81 at Carolina (10/14)	Total Plays	54 (2x), last vs. San Francisco (1/6)
198 at Carolina (10/14)	NET RUSHING YARDS	40 vs. San Francisco (1/6)
39 at Carolina (10/14)	Attempts	13 at Tampa Bay (12/23)
347 at San Francisco (11/11)	TOTAL PASSING YARDS	119 vs. San Francisco (1/6)
336 at San Francisco (11/11)	NET PASSING YARDS	86 vs. San Francisco (1/6)
54 at N.Y. Giants (9/30)	Attempts	28 vs. Washington (12/30)
28 at N.Y. Giants (9/30)	Completions	12 vs. N.Y. Jets (11/4)
4 (2x), last vs. San Francisco (1/6)	Interceptions	0 (5x), last at Atlanta (12/9)
6 vs. N.Y. Jets (11/4)	Times Sacked	0 vs. Minnesota (10/7)
8 (2x), last at Carolina (10/14)	PUNTS	3 (2x), last at New England (11/25)
16 vs. St. Louis (12/17)	PENALTIES	3 (3x), last vs. San Francisco (1/6)
132 vs. St. Louis (12/17)	PENALTY YARDS	23 (2x), last vs. San Francisco (1/6)
5 (2x), last at St. Louis (10/28)	FUMBLES	0 (3x), last at Tampa Bay (12/23)
2 (5x), last vs. Washington	FUMBLES LOST	0 (8x), last at Tampa Bay (12/23)
4 (2x), last at Atlanta (12/9)	TOUCHDOWNS	0 vs. San Francisco (1/6)
2 (2x), last at Atlanta (12/9)	Rushing	0 (10x), last vs. San Francisco (1/6)
3 (5x), last at Tampa Bay (12/23)	Passing	0 (3x), last vs. San Francisco (1/6)
1 vs. Minnesota (10/7)	Returns	0 (15x), last vs. San Francisco (1/6)
4 (4 att.) vs. Indianapolis (11/18)	RED ZONE CONV.	0 (0 att.) vs. San Francisco (1/6)
3 (3 att.) vs. St. Louis (12/17)	GOAL TO GO CONV.	0 (5x), last (0 att.) vs. San Francisco (1/6)
37:18 vs. Carolina (12/2)	TIME OF POSSESSION	23:47 at Tampa Bay (12/23)

Opponents

High	Category	Low
48 at Tampa Bay (12/23)	POINTS	6 at Buffalo (9/9)
26 at New England (11/25)	FIRST DOWNS	11 vs. Carolina (12/2)
13 vs. Washington (12/30)	Rushing	1 at Carolina (10/14)
20 at St. Louis (10/28)	Passing	5 vs. Washington (12/30)
5 at Atlanta (12/9)	Penalty	0 (2x), last vs. N.Y. Jets (11/4)
10 (16 att.) vs. Washington (12/30)	3RD DOWN CONV.	1 (8 att.) vs. Minnesota (10/14)
1 (3x), last (2 att.) vs. San Francisco (1/6)	4TH DOWN CONV.	0 (13x), last (0 att.) vs. Washington (12/30)
474 at St. Louis (10/28)	TOTAL NET YARDS	150 vs. Carolina (12/2)
70 at Tampa Bay (12/23)	Total Plays	48 vs. Carolina (12/2)
191 at New England (11/25)	NET RUSHING YARDS	34 (2x), last at Carolina (10/14)
44 vs. Washington (12/30)	Attempts	11 vs. Minnesota (10/7)
436 at St. Louis (10/28)	TOTAL PASSING YARDS	94 vs. Washington (12/30)
426 at St. Louis (10/28)	NET PASSING YARDS	90 vs. Washington (12/30)
48 at St. Louis (10/28)	Attempts	15 vs. Washington (12/30)
30 at St. Louis (10/28)	Completions	9 (2x), last vs. Washington (12/30)
4 at St. Louis (10/28)	Interceptions	0 (5x), last vs. San Francisco (1/6)
9 at Atlanta (12/9) - tied club record	Times Sacked	0 (2x), last at Tampa Bay (12/23)
8 at N.Y. Giants (9/30)	PUNTS	1 (2x), last vs. Washington (12/30)
12 vs. Minnesota (10/7)	PENALTIES	0 vs. San Francisco (1/6)
116 vs. Minnesota (10/7)	PENALTY YARDS	0 vs. San Francisco (1/6)
5 (2x), last at St. Louis (10/28)	FUMBLES	0 (5x), last vs. Washington (12/30)
4 at St. Louis (10/28)	FUMBLES LOST	0 (7x), last vs. Washington (12/30)
5 (3x), last vs. San Francisco (1/6)	TOUCHDOWNS	0 at Buffalo (9/9)
4 vs. Washington (12/30)	Rushing	0 (7x), last vs. St. Louis (12/17)
4 (4x), last vs. San Francisco (1/6)	Passing	0 (4x), last vs. Washington (12/30)
1 (2x), last at Tampa Bay (12/23)	Returns	0 (14x), last vs. San Francisco (1/6)
4 (2x), last (7 att.) vs. Washington (12/30)	RED ZONE CONV.	0 (2x), last (1 att.) vs. Atlanta (10/21)
3 (2x), last (4 att.) vs. Washington (12/30)	GOAL TO GO CONV.	0 (5x), last (1 att.) at San Francisco (11/11)
36:13 at Tampa Bay (12/23)	TIME OF POSSESSION	22:42 vs. Carolina (12/2)

2001 INDIVIDUAL SUPERLATIVES



SCORING

Most Points	16 (2x), John Carney vs. Minnesota (10/7), Carney at St. Louis (10/28)
Most TDs	2 (5x), Cameron Cleeland at Carolina (10/14), Joe Horn at St. Louis (10/28), Horn at San Francisco (11/11), Boo Williams vs. Indianapolis (11/18), Horn at Tampa Bay (12/23)
Most PATs	4 (2x), John Carney vs. Indianapolis (11/18), Carney at Atlanta (12/9)

RUSHING

Most Attempts	31, Ricky Williams at Carolina (10/14)
Most Yards	147, Ricky Williams at Carolina (10/14)
Most TDs	1 (8x), Ricky Williams vs. Minnesota (10/7), Williams at Carolina (10/14), Williams vs. N.Y. Jets (11/4), Williams & Aaron Brooks vs. Indianapolis (11/18), Williams at New England (11/25), Deuce McAllister & Williams at Atlanta (12/9)
Highest Avg Per Attempt (min. 4 att.)	9.3 (7-65 yds.), Aaron Brooks at New England (11/25)
Longest Scoring Rush	54, Deuce McAllister at Atlanta (12/9)
Longest Non-Scoring Rush	46, Ricky Williams at Carolina (10/14)

PASSING

Most Attempts	54, Aaron Brooks at N.Y. Giants (9/30)
Most Completed	28, Aaron Brooks at N.Y. Giants (9/30)
Highest Comp. Pct. (min. 10 att.)	86.4 (19-of-22), Aaron Brooks vs. Indianapolis (11/18)
Most Total Yards	347, Aaron Brooks at San Francisco (11/11)
Most TDs	3 (5x), Aaron Brooks at Buffalo (9/9), Brooks at St. Louis (10/28), Brooks vs. Carolina (12/2), Brooks vs. St. Louis (12/17), Brooks at Tampa Bay (12/23)
Longest Scoring Pass	50, Aaron Brooks to Joe Horn at Atlanta (12/9)
Longest Non-Scoring Pass	63, Aaron Brooks to Willie Jackson at San Francisco (11/11)
Most Interceptions	4 (2x), Aaron Brooks at Tampa Bay (12/23), Brooks vs. San Francisco (1/6)
Most Times Sacked	6, Aaron Brooks vs. N.Y. Jets (11/4)
Highest Passer Rating (min. 10 att.)	144.1, Aaron Brooks vs. Indianapolis (11/18)

RECEIVING

Most Receptions	13, Joe Horn vs. Carolina (12/2)
Most Yards Gained	167, Willie Jackson at San Francisco (11/11)
Most TDs	2 (5x), Cameron Cleeland at Carolina (10/14), Joe Horn at St. Louis (10/28), Horn at San Francisco (11/11), Boo Williams vs. Indianapolis (11/18), Horn at Tampa Bay (12/23)

INTERCEPTIONS

Most Interceptions	3, Sammy Knight at Buffalo (9/9) - tied club record
Long Interception Return	40 (2x), Sammy Knight (3 int.) at Buffalo (9/9), Knight (1 int.) vs. Indianapolis (11/18)
Most Yards on Interceptions	40, Sammy Knight vs. Indianapolis (11/18)
TDs	none

PUNTING

Most Punts	8 (2x), Toby Gowin at N.Y. Giants (9/30), Gowin at Carolina (10/14)
Most Yards	348, Toby Gowin at Carolina (10/14)
Highest Gross Average	47.2, Toby Gowin vs. St. Louis (12/17)
Most Punts Inside The 20	4, Toby Gowin vs. N.Y. Jets (11/4)
Long Punt	62, Toby Gowin vs. Washington (12/30)

PUNT RETURNS

Most Returns	4 (4x), Michael Lewis at N.Y. Giants (9/30), Lewis vs. Minnesota (10/7), Lewis at Carolina (10/14), Wane McGarity vs. Carolina (12/2)
Most Return Yards	64, Wane McGarity vs. Carolina (12/2)
Long Return	42, Wane McGarity vs. Carolina (12/2)
TDs	none

KICKOFF RETURNS

Most Returns	7, Michael Lewis vs. Washington (12/30)
Most Return Yards	171, Deuce McAllister at St. Louis (10/28)
Long Return	68, Michael Lewis at N.Y. Giants (9/30)
TDs	none

FIELD GOALS

Most Made	5 (2x), John Carney vs. Minnesota (10/7), Carney at St. Louis (10/28) - tied club record
Most Attempts	5, John Carney vs. Minnesota (10/7), Carney at St. Louis (10/28)
Longest FG Made	50, John Carney vs. Minnesota (10/7)

DEFENSE

Most Combined Tackles	22, Sammy Knight (11 solo) at Tampa Bay (12/23)
Most Solo Tackles	11, Sammy Knight at Tampa Bay (12/23)
Most Sacks	3, Joe Johnson at Buffalo (9/9), Charlie Clemons at N.Y. Giants (9/30)
Most Passes Defensed	3 (4x), Sammy Knight at Buffalo (9/9), Fred Thomas at St. Louis (10/28), Knight vs. Indianapolis (11/18), Darrin Smith at Tampa Bay (12/23)



2001 INDIVIDUAL STATISTICS

PASSING

#2 Aaron Brooks												
Date	Opp.	GP	ST	ATT	CMP	PCT	YDS	LG	TD	INT	SK/YDS	RATING
9/9	at BUF	*	*	29	18	.621	209	46t	3	0	2/17	118.3
9/30	at NYG	*	*	54	28	.519	291	41	1	1	4/35	66.2
10/7	MIN	*	*	30	15	.500	210	41	0	1	0/0	59.0
10/14	at CAR	*	*	40	14	.350	180	24	2	1	2/20	56.3
10/21	ATL	*	*	39	23	.590	249	33	1	1	5/36	75.7
10/28	at STL	*	*	31	20	.645	254	49t	3	0	4/16	122.2
11/4	NYJ	*	*	28	12	.429	164	26	0	2	6/26	32.4
11/11	at SF	*	*	37	22	.595	347	63	2	0	1/11	108.7
11/18	IND	*	*	22	19	.864	249	56	2	0	4/28	144.1
11/25	at NE	*	*	39	16	.410	307	56	1	2	1/0	56.3
12/2	CAR	*	*	40	26	.650	330	42	3	1	3/23	105.2
12/9	at ATL	*	*	30	20	.667	279	50t	1	0	3/26	107.5
12/17	STL	*	*	40	23	.575	269	34	3	2	5/27	82.2
12/23	at TB	*	*	38	21	.553	248	26	3	4	3/18	62.1
12/30	WAS	*	*	28	14	.500	127	22t	1	3	4/14	35.0
1/6	SF	*	*	33	21	.636	119	22	0	4	3/33	30.6
2001 Season		16	16	558	312	.559	3832	63	26	22	50/330	76.4
Saints Career		24	21	752	425	.565	5346	63	35	28	65/424	78.8
Career Totals		24	21	752	425	.565	5346	63	35	28	65/424	78.8

#18 Jeff Blake												
Date	Opp.	GP	ST	ATT	CMP	PCT	YDS	LG	TD	INT	SK/YDS	RATING
9/9	at BUF	DNP										
9/30	at NYG	DNP										
10/7	MIN	DNP										
10/14	at CAR	DNP										
10/21	ATL	DNP										
10/28	at STL	DNP										
11/4	NYJ	DNP										
11/11	at SF	DNP										
11/18	IND	DNP										
11/25	at NE	DNP										
12/2	CAR	DNP										
12/9	at ATL	DNP										
12/17	STL	DNP										
12/23	at TB	DNP										
12/30	WAS	DNP										
1/6	SF	*		1	0	.000	0	0	0	0	0/0	39.6
2001 Season		1	0	1	0	.000	0	0	0	0	0/0	39.6
Saints Career		12	11	303	184	.607	2025	49t	13	9	24/150	82.5
Career Totals		102	88	2533	1428	.564	17199	88t	106	72	197/1198	79.9

2001 INDIVIDUAL STATISTICS



PASSING

#16 Jake Delhomme												
Date	Opp.	GP	ST	ATT	CMP	PCT	YDS	LG	TD	INT	SK/YDS	RATING
9/9	at BUF	3rd QB										
9/30	at NYG	3rd QB										
10/7	MIN	3rd QB										
10/14	at CAR	3rd QB										
10/21	ATL	3rd QB										
10/28	at STL	3rd QB										
11/4	NYJ	3rd QB										
11/11	at SF	3rd QB										
11/18	IND	3rd QB										
11/25	at NE	3rd QB										
12/2	CAR	3rd QB										
12/9	at ATL	3rd QB										
12/17	STL	3rd QB										
12/23	at TB	3rd QB										
12/30	WAS	3rd QB										
1/6	SF	3rd QB										
2001 Season		0	0	0	0	.000	0	0	0	0	0/0	---
Saints Career		2	2	76	42	.553	521	51t	3	5	6/42	62.4
Career Totals		2	2	76	42	.553	521	51t	3	5	6/42	62.4

Others:

WR #87 Joe Horn: 1-0-0, 0 yds., 39.6 rating at Buffalo (9/9). Season/Career: 1-0-0, 0 yds., 39.6 rating.

RB #26 Deuce McAllister: 1-0-0, 0 yds., 39.6 rating vs. N.Y. Jets (11/4), 1-1-0, 12 yds., 1 TD, 156.3 rating at Atlanta (12/9). Season/Career: 2-1-0, 12 yds., 1 TD, 108.3 rating.

HOW THE NFL PASSER RATING IS DETERMINED

The NFL rates its passers for statistical purposes against a fixed performance standard based on statistical achievements of all qualified pro passers since 1960. The current system, adopted in 1973, provides a means of comparing passing statistics from one season to the next. The system is used to rate **passers**, not quarterbacks & is referred to as **passer rating (not quarterback rating)**.

The passer rating is made up of completion pct., avg. yards per att., TD pct. & interception pct.
For example, a QB who was 345-for-567 passing for 3970 yards, 26 TD & 14 INT ...

1: completed 60.8465 percent of his passes (345 comp. / 567 att. = .60846 x 100 = 60.8465 - 30 x .05 = 1.5423 pts.)

2: averaged 7.0017 yards per attempt (3970 yds. / 567 att. = 7.0017 - 3 = 4.0017 x .25 = 1.0004 pts.)

3: had a 4.5855 TD percentage (26 TD / 567 att. = .04585 x 100 = 4.5855 x .20 = .9171 pts.)

4: had a 2.4691 interception percentage (14 INT / 567 att. = .02469 x 100 = 2.4691 x .25 = .61728; 2.375 - .61728 = 1.7577 pts). The sum of the 4 steps is: (1.5423 + 1.0004 + 0.9171 + 1.7577) = 5.2175 points, divided by 6 (.86958) & multiplied by 100 (to make the rating more understandable) = 86.958 or 87.0 passer rating.

The maximum passer rating is 158.3 (2.375 x 4) = 9.500; 9.500 / 6 = 1.583333 x 100 = 158.3333.

The maximum a passer can receive in any individual category is 2.375 (stats greater than: 77.5 completion pct., 12.5 average yards gained per attempt or a 11.875 TD pct. or no greater than a 0.0 interception pct.). The minimum in a category is 0 points (stats less than 30.0 completion pct., 3.00 average yards gained per attempt or a 0.0 TD pct. or no lower than a 9.5 interception pct.).

An important point: There is no allowance for sacks - averages are based on gross yards (total passing yards, not net yards in which sack yardage is subtracted from gross yards) & pass attempts (pass attempts that did not result in a sack, not pass plays which is the sum of pass attempts plus sacks).



2001 INDIVIDUAL STATISTICS

RUSHING

		#34 Ricky Williams						#26 Deuce McAllister						#44 Terrelle Smith					
Date	Opp.	GP	ST	ATT	YDS	LG	TD	GP	ST	ATT	YDS	LG	TD	GP	ST	ATT	YDS	LG	TD
9/9	at BUF	*	*	18	93	21	0	*	*	1	2	2	0	*	*	2	4	3	0
9/30	at NYG	*	*	16	53	16	0	*	*	1	0	0	0	*	*	0	0	0	0
10/7	MIN	*	*	30	136	17	1	*	*	0	0	0	0	*	*	1	0	0	0
10/14	at CAR	*	*	31	147	46	1	*	*	1	2	2	0	*	*	0	0	0	0
10/21	ATL	*	*	21	51	12	0	*	*	0	0	0	0	*	*	0	0	0	0
10/28	at STL	*	*	17	77	19	0	*	*	0	0	0	0	*	*	2	4	6	0
11/4	NYJ	*	*	19	58	16	1	*	*	0	0	0	0	*	*	0	0	0	0
11/11	at SF	*	*	24	121	18	0	*	*	4	15	11	0	*	*	0	0	0	0
11/18	IND	*	*	28	120	16	1	*	*	4	5	3	0	*	*	0	0	0	0
11/25	at NE	*	*	15	56	14	1	*	*	0	0	0	0	*	*	0	0	0	0
12/2	CAR	*	*	27	102	15	0	*	*	2	5	3	0	*	*	0	0	0	0
12/9	at ATL	*	*	15	41	18	1	*	*	1	54	54t	1	*	*	0	0	0	0
12/17	STL	*	*	14	57	16	0	*	*	1	6	6	0	*	*	0	0	0	0
12/23	at TB	*	*	10	26	9	0	*	*	0	0	0	0	*	*	0	0	0	0
12/30	WAS	*	*	17	74	9	0	*	*	1	2	2	0	inactive inactive					
1/6	SF	*	*	11	33	14	0	*	*	0	0	0	0						
2001 Season		16	16	313	1245	46	6	16	4	16	91	54t	1	14	9	5	8	6	0
Saints Career		38	38	814	3129	46	16	16	4	16	91	54t	1	28	18	34	139	16	0
Career Totals		38	38	814	3129	46	16	16	4	16	91	54t	1	28	18	34	139	16	0

		#25 Fred McAfee						#2 Aaron Brooks						#18 Jeff Blake					
Date	Opp.	GP	ST	ATT	YDS	LG	TD	GP	ST	ATT	YDS	LG	TD	GP	ST	ATT	YDS	LG	TD
9/9	at BUF	*						*	*	5	10	5	0						dnp
9/30	at NYG	*						*	*	4	17	6	0						dnp
10/7	MIN	*						*	*	6	24	12	0						dnp
10/14	at CAR	*						*	*	7	49	18	0						dnp
10/21	ATL	*		0	0	0	0	*	*	3	12	12	0						dnp
10/28	at STL	*		0	0	0	0	*	*	7	1	9	0						dnp
11/4	NYJ	*		0	0	0	0	*	*	8	50	19	0						dnp
11/11	at SF	*		0	0	0	0	*	*	4	16	10	0						dnp
11/18	IND	*		0	0	0	0	*	*	4	26	13	1						dnp
11/25	at NE	*		0	0	0	0	*	*	7	65	26	0						dnp
12/2	CAR	*		0	0	0	0	*	*	5	18	8	0						dnp
12/9	at ATL	*		1	-3	-3	0	*	*	5	19	16	0						dnp
12/17	STL	*		0	0	0	0	*	*	3	6	3	0						dnp
12/23	at TB	*		0	0	0	0	*	*	3	15	8	0						dnp
12/30	WAS	*		0	0	0	0	*	*	5	24	11	0						dnp
1/6	SF	*		1	2	2	0	*	*	4	6	5	0	*		1	-1	-1	0
2001 Season		16	0	1	2	2	0	16	16	80	358	26	1	1	0	1	-1	-1	0
Saints Career		66	5	202	807	40	4	24	21	121	528	29	3	12	11	58	242	20	11
Career Totals		138	6	297	1183	40	7	24	21	121	528	29	3	91	77	345	1739	30	11

Others:

WR #87 Joe Horn: 1 for 4 yds. at N.Y. Giants (9/30). Season: 1 for 4 yds. (Career: 10 for 36 yds.).
 WR #83 Albert Connell: 1 for 6 yds. vs. Indianapolis (11/18). Season: 1 for 6 yds. (Career: 3 for 17 yds.).
 K #3 John Carney: 1 for -1 yds. vs. St. Louis (12/17). Season/Career: 1 for -1 yds.



2001 INDIVIDUAL STATISTICS

RECEIVING

		#87 Joe Horn							#88 Willie Jackson							#83 Albert Connell						
Date	Opp.	GP	ST	NO	YDS	LG	TD	GP	ST	NO	YDS	LG	TD	GP	ST	NO	YDS	LG	TD			
9/9	at BUF	*	*	6	45	14	0	*	*	2	12	9	0	*	*	3	89	46t	1			
9/30	at NYG	*	*	4	48	16	0	*	*	8	105	32t	1	*	*	4	25	9	0			
10/7	MIN	*	*	1	41	41	0	*	*	6	95	37	0	*	*	1	9	9	0			
10/14	at CAR	*	*	4	78	23	0	*	*	2	25	14	0	*	*	0	0	0	0			
10/21	ATL	*	*	5	74	33	0	*	*	5	46	17	0	*	*	1	5	5	0			
10/28	at STL	*	*	8	121	46t	2	*	*	2	52	49t	1	*	*	0	0	0	0			
11/4	NYJ	*	*	5	83	26	0	*	*	3	47	26	0	*	*	0	0	0	0			
11/11	at SF	*	*	6	99	44	2	*	*	11	167	63	0	*	*	0	0	0	0			
11/18	IND	*	*	8	148	56	0	*	*	2	26	17	0	*	*	0	0	0	0			
11/25	at NE	*	*	4	97	50	0	*	*	5	78	56	1	*	*	2	49	38	0			
12/2	CAR	*	*	13	150	25	1	*	*	3	21	12	0	*	*	1	14	14t	1			
12/9	at ATL	*	*	7	138	50t	1	*	*	4	46	16	1	inactive reserve/suspended, 12/17								
12/17	STL	*	*	3	31	16	1	*	*	8	156	34	1									
12/23	at TB	*	*	4	55	18	2	*	*	6	86	21	0									
12/30	WAS	*	*	2	13	9	0	*	*	4	23	9	0									
1/6	SF	*	*	3	44	22	0	*	*	10	61	14	0									
2001 Season		16	16	83	1265	56	9	16	16	81	1046	63	5	11	1	12	191	46t	2			
Saints Career		32	32	177	2605	56	17	31	23	118	1569	63	11	11	1	12	191	46t	2			
Career Totals		81	34	230	3484	76t	24	101	38	259	3384	63	23	61	34	150	2674	77t	16			

		#80 Robert Wilson						#89 Wane McGarity						#85 Cameron Cleeland					
Date	Opp.	GP	ST	NO	YDS	LG	TD	GP	ST	NO	YDS	LG	TD	GP	ST	NO	YDS	LG	TD
9/9	at BUF	*		2	15	8	0							*	*	2	14	12t	1
9/30	at NYG	*		7	61	18	0							*	*	1	3	3	0
10/7	MIN	*	*	2	23	18	0							*		0	0	0	0
10/14	at CAR	*		1	8	8	0							*	*	3	38	16t	2
10/21	ATL	*		1	24	24	0							*	*	1	19	19t	1
10/28	at STL	*		1	16	16	0							*	*	4	43	14	0
11/4	NYJ	*		1	14	14	0												
11/11	at SF																		
11/18	IND	*		0	0	0	0	*		0	0	0	0						
11/25	at NE	*		0	0	0	0	*		0	0	0	0						
12/2	CAR	*		0	0	0	0	*		0	0	0	0						
12/9	at ATL	*		1	44	44	0	*		1	-2	-2	0	*		0	0	0	0
12/17	STL	*		0	0	0	0	*		0	0	0	0	*	*	2	21	12	0
12/23	at TB	*		3	62	26	0	*		0	0	0	0	*	*	0	0	0	0
12/30	WAS	*		0	0	0	0	*		0	0	0	0						
1/6	SF	*		2	10	5	0	*		0	0	0	0						
2001 Season		15	1	21	277	44	0	12	1	7	43	11t	1	9	7	13	138	19t	4
Saints Career		30	1	32	431	44	0	9	0	1	-2	-2	0	36	31	95	1147	53	11
Career Totals		48	1	32	431	44	0	31	2	39	363	25	1	36	31	95	1147	53	11

NOTE: McGarity played in 3 games (1 start) with Dallas in 2001 (6 for 41 yds. with Dallas).



2001 INDIVIDUAL STATISTICS

RECEIVING

		#82 Boo Williams						#81 Lamont Hall						#89 Dave Stachelski					
Date	Opp.	GP	ST	NO	YDS	LG	TD	GP	ST	NO	YDS	LG	TD	GP	ST	NO	YDS	LG	TD
9/9	at BUF							*		0	0	0	0	*		1	5	5	0
9/30	at NYG							*		0	0	0	0	*		0	0	0	0
10/7	MIN							*		0	0	0	0	*		0	0	0	0
10/14	at CAR							*		0	0	0	0	*		0	0	0	0
10/21	ATL	signed from pr. squad, 10/27						*		0	0	0	0	*		0	0	0	0
10/28	at STL	*		1	3	3	0	*		0	0	0	0	waived, 10/22					
11/4	NYJ	*	*	2	14	7	0	*		0	0	0	0						
11/11	at SF	*		0	0	0	0	*	*	0	0	0	0						
11/18	IND	*		3	12	12	2	*	*	0	0	0	0						
11/25	at NE	*	*	2	44	26	0	*	*	0	0	0	0						
12/2	CAR	*		4	69	23	0	*	*	0	0	0	0						
12/9	at ATL	*		1	9	9	0	*	*	1	6	6	0						
12/17	STL	*		0	0	0	0	*		0	0	0	0						
12/23	at TB	*		3	26	16t	1	*	*	0	0	0	0						
12/30	WAS	*	*	2	13	9	0	*	*	1	9	9	0						
1/6	SF	*	*	2	12	9	0	*	*	0	0	0	0						
2001 Season		11	4	20	202	26	3	16	6	2	15	9	0	5	0	1	5	5	0
Saints Career		11	4	20	202	26	3	32	11	7	48	13	1	9	0	1	5	5	0
Career Totals		11	4	20	202	26	3	46	11	10	81	13	1	9	0	1	5	5	0

		#34 Ricky Williams							#26 Deuce McAllister							#44 Terrelle Smith						
Date	Opp.	GP	ST	NO	YDS	LG	TD	GP	ST	NO	YDS	LG	TD	GP	ST	NO	YDS	LG	TD			
9/9	at BUF	*	*	1	19	19t	1	*		0	0	0	0	*	*	1	10	10	0			
9/30	at NYG	*	*	4	49	41	0	*		0	0	0	0	*	*	0	0	0	0			
10/7	MIN	*	*	5	42	16	0	*		0	0	0	0	*	*	0	0	0	0			
10/14	at CAR	*	*	4	31	24	0	*		0	0	0	0	*	*	0	0	0	0			
10/21	ATL	*	*	9	65	20	0	*		1	16	16	0	*	*	0	0	0	0			
10/28	at STL	*	*	4	19	18	0	*		0	0	0	0	*	*	0	0	0	0			
11/4	NYJ	*	*	1	6	6	0	*		0	0	0	0	*	*	0	0	0	0			
11/11	at SF	*	*	3	52	34	0	*		1	17	17	0	*	*	1	12	12	0			
11/18	IND	*	*	4	48	21	0	*	*	2	15	15	0	*	*	0	0	0	0			
11/25	at NE	*	*	3	39	18	0	*	*	0	0	0	0	*	*	0	0	0	0			
12/2	CAR	*	*	4	72	42	0	*		0	0	0	0	*	*	1	4	4t	1			
12/9	at ATL	*	*	5	42	13	0	*	*	1	8	8	0	*	*	0	0	0	0			
12/17	STL	*	*	4	13	9	0	*		5	44	12	0	*	*	1	4	4t	1			
12/23	at TB	*	*	4	15	5	0	*		1	4	4	0	*		0	0	0	0			
12/30	WAS	*	*	1	7	7	0	*	*	4	62	22t	1	inactive								
1/6	SF	*	*	4	-8	4	0	*		0	0	0	0	inactive								
2001 Season		16	16	60	511	42	1	16	4	15	166	22t	1	14	9	4	30	12	2			
Saints Career		38	38	132	1092	42	2	16	4	15	166	22t	1	28	18	16	95	12	2			
Career Totals		38	38	132	1092	42	2	16	4	15	166	22t	1	28	18	16	95	12	2			

2001 INDIVIDUAL STATISTICS



KICKOFF RETURNS

		#26 Deuce McAllister						#25 Fred McAfee						#84 Michael Lewis					
Date	Opp.	GP	ST	NO	YDS	LG	TD	GP	ST	NO	YDS	LG	TD	GP	ST	NO	YDS	LG	TD
9/9	at BUF	*		1	13	13	0	*		0	0	0	0	*		2	55	38	0
9/30	at NYG	*		0	0	0	0	*		1	22	22	0	*		2	82	68	0
10/7	MIN	*		0	0	0	0	*		0	0	0	0	*		3	89	34	0
10/14	at CAR	*		0	0	0	0	*		0	0	0	0	*		6	126	24	0
10/21	ATL	*		5	111	30	0	*		0	18	18	0	*		0	0	0	0
10/28	at STL	*		6	171	46	0	*		0	0	0	0	inactive waived, 10/30					
11/4	NYJ	*		6	131	31	0	*		0	0	0	0						
11/11	at SF	*		3	59	23	0	*		1	18	18	0						
11/18	IND	*	*	4	124	63	0	*		0	0	0	0						
11/25	at NE	*	*	4	96	37	0	*		1	18	18	0						
12/2	CAR	*		5	119	40	0	*		1	34	34	0						
12/9	at ATL	*	*	3	69	28	0	*		0	0	0	0						
12/17	STL	*		6	163	37	0	*		1	10	10	0	re-signed from pr. sq., 12/21					
12/23	at TB	*		2	35	18	0	*		0	0	0	0						
12/30	WAS	*	*	0	0	0	0	*		0	0	0	0	*		7	120	34	0
1/6	SF	*		0	0	0	0	*		1	24	24	0	*		6	158	46	0
2001 Season		16	4	45	1091	63	0	16	0	6	144	34	0	8	0	32	762	68	0
Saints Career		16	4	45	1091	63	0	66	5	64	1382	52	0	8	0	32	762	68	0
Career Totals		16	4	45	1091	63	0	138	6	77	1561	58	0	8	0	32	762	68	0

Others:

C/G #69 Tom Ackerman: 1 for 11 yds. at N.Y. Giants (9/30), 1 for 0 yds. vs. Washington (12/30).

Season/Career: 2 for 11 yds.

DE #98 Willie Whitehead: 1 for 7 yds. at New England (11/25), 1 for 12 yds. at Tampa Bay (12/23).

Season/Career: 2 for 19 yds.

PUNT RETURNS

		#26 Deuce McAllister						#89 Wane McGarity						#84 Michael Lewis					
Date	Opp.	GP	ST	NO	YDS	LG	TD	GP	ST	NO	YDS	LG	TD	GP	ST	NO	YDS	LG	TD
9/9	at BUF	*		1	10	10	0							*		2	9	6	0
9/30	at NYG	*		0	0	0	0							*		4	9	9	0
10/7	MIN	*		0	0	0	0							*		4	50	32	0
10/14	at CAR	*		0	0	0	0							*		4	13	9	0
10/21	ATL	*		1	0	0	0							*		0	0	0	0
10/28	at STL	*		1	4	4	0		re-signed, 10/30					inactive					
11/4	NYJ	*		1	10	10	0		inactive					waived, 10/30					
11/11	at SF	*		0	0	0	0	*		2	33	32	0						
11/18	IND	*	*	0	0	0	0	*		2	29	21	0						
11/25	at NE	*	*	0	0	0	0	*		2	16	17	0						
12/2	CAR	*		0	0	0	0	*		4	64	42	0						
12/9	at ATL	*	*	0	0	0	0	*		3	20	8	0						
12/17	STL	*		0	0	0	0	*		1	7	7	0		re-signed from pr. sq., 12/21				
12/23	at TB	*		0	0	0	0	*		2	10	7	0	*		0	0	0	0
12/30	WAS	*	*	0	0	0	0	*		1	1	1	0	*		0	0	0	0
1/6	SF	*		0	0	0	0	*		2	3	3	0	*		0	0	0	0
2001 Season		16	4	4	24	10	0	12	1	25	221	42	0	8	0	14	81	32	0
Saints Career		16	4	4	24	10	0	9	0	19	183	42	0	8	0	14	81	32	0
Career Totals		16	4	4	24	10	0	31	2	58	590	64t	2	8	0	14	81	32	0

NOTE: McGarity played in 3 games (1 start) with Dallas in 2001 (6 for 38 yds. with Dallas).

KICKING

#3 John Carney												
Date	Opp.	GP	PAT M-A	1-19 M-A	20-29 M-A	30-39 M-A	40-49 M-A	50+ M-A	FG M-A	LG	BLK	PTS
9/9	at BUF	*	3-3			1-1			1-1	31		6
9/30	at NYG	*	1-1			2-2			2-2	32		7
10/7	MIN	*	1-1		2-2	1-1	1-1	1-1	5-5	50		16
10/14	at CAR	*	3-3			2-2			2-2	39		9
10/21	ATL	*	1-1		1-1	1-1	0-1		2-3	31	1	7
10/28	at STL	*	1-1		2-2	1-1	2-2		5-5	44		16
11/4	NYJ	*	1-1						0-0			1
11/11	at SF	*	1-1			2-2	2-2		4-4	43		13
11/18	IND	*	4-4				2-2		2-2	48		10
11/25	at NE	*	2-2			1-1	0-2		1-3	31	1	5
12/2	CAR	*	3-3		1-1		1-1		2-2	42		9
12/9	at ATL	*	4-4						0-0			4
12/17	STL	*	3-3						0-0			3
12/23	at TB	*	3-3						0-0			3
12/30	WAS	*	1-1		1-1		0-1		1-2	29		4
1/6	SF		0-0						0-0			0
2001 Season		15	32-32	0-0	7-7	11-11	8-12	1-1	27-31	50	2	113
Saints Career		15	32-32	0-0	7-7	11-11	8-12	1-1	27-31	50	2	113
Career Totals		181	331-336	7-7	104-109	93-107	70-106	16-27	290-356	54	13	1201

PUNTING

#4 Toby Gowin												
Date	Opp.	GP	NO	YDS	AVG	LG	IN20	TB	BLK	PR RET	PR YDS	NET AVG
9/9	at BUF	*	5	219	43.8	50	0	1	0	4	44	31.0
9/30	at NYG	*	8	312	39.0	54	2	1	0	3	30	32.8
10/7	MIN	*	3	124	41.3	46	2	1	0	0	0	34.7
10/14	at CAR	*	8	348	43.5	57	2	1	0	5	102	28.3
10/21	ATL	*	6	242	40.3	49	2	0	0	3	19	37.2
10/28	at STL	*	4	170	42.5	50	2	0	0	2	1	42.3
11/4	NYJ	*	7	304	43.4	52	4	0	0	3	36	38.3
11/11	at SF	*	3	131	43.7	50	1	0	0	2	11	40.0
11/18	IND	*	2	82	41.0	43	0	0	0	2	5	38.5
11/25	at NE	*	3	110	36.7	48	1	0	0	0	0	36.7
12/2	CAR	*	5	208	41.6	53	0	1	0	1	3	37.0
12/9	at ATL	*	5	220	44.0	54	3	1	0	3	8	38.4
12/17	STL	*	5	236	47.2	54	1	0	0	5	54	36.4
12/23	at TB	*	5	189	37.8	43	1	1	0	1	0	33.8
12/30	WAS	*	2	87	43.5	62	0	0	0	0	0	43.5
1/6	SF	*	5	198	39.6	43	3	0	0	2	3	39.0
2001 Season		16	76	3180	41.8	62	24	7	0	36	316	35.8
Saints Career		32	150	6223	41.5	62	46	15	0	73	810	34.1
Career Totals		80	394	16657	42.3	72	127	48	1	190	1844	35.2



2001 INDIVIDUAL STATISTICS

DEFENSE

#20 S Jay Bellamy							#41 CB Tim Carter							#92 DT Martin Chase						
Date	Opp.	S-A-TT	SK/YD	IN	PD	FF	S-A-TT	SK/YD	IN	PD	FF	S-A-TT	SK/YD	IN	PD	FF				
9/9	at BUF	5-2-7																		
9/30	at NYG	3-1-4																		
10/7	MIN	4-1-5			1	1														
10/14	at CAR	4-0-4				1														
10/21	ATL	6-1-7																		
10/28	at STL	10-2-12				1	1													
11/4	NYJ	4-2-6			1	2														
11/11	at SF	411-5																		
11/18	IND	5-2-7																		
11/25	at NE	5-1-6																		
12/2	CAR	7-0-7																		
12/9	at ATL	4-2-6	2/12	1	1										1/8					
12/17	STL	7-1-8																		
12/23	at TB	4-4-8				1														
12/30	WAS	8-2-10				1														
1/6	SF	6-3-9																		
2001 Season		86-25-111	2/12	3	8	1	0					15-6-21	1/8	0	0	0				
Saints Career		86-25-111	2/12	3	8	1	0					18-7-25	1/8	0	0	0				
Career Totals		376-84-460	7.5/44	18	44	6	3					19-9-28	1/8	0	0	0				

#50 LB Phil Clarke							#56 LB Charlie Clemons							#97 DT La'Roi Glover						
Date	Opp.	S-A-TT	SK/YD	IN	PD	FF	S-A-TT	SK/YD	IN	PD	FF	S-A-TT	SK/YD	IN	PD	FF				
9/9	at BUF	0-0-0					5-1-6	1/10		1		2-0-2				1/7				
9/30	at NYG	0-0-0					7-1-8	3/25				2-1-3				1/1				
10/7	MIN	0-0-0					5-1-6	1/0				3-1-4				2/9				
10/14	at CAR	0-0-0					2-1-3			1	1	2-0-2								
10/21	ATL	1-0-1					6-2-8					1-3-4								
10/28	at STL	0-0-0					5-1-6	1/6		2		1-1-2								
11/4	NYJ	0-0-0					6-2-8	2/15				2-0-2								
11/11	at SF	0-0-0					3-0-3					0-0-0								
11/18	IND	0-0-0					7-0-7					1-1-2								
11/25	at NE	0-0-0					6-5-11	1.5/8		1		3-1-4								
12/2	CAR	0-1-1					6-1-7	2/17				3-0-3			1.5/14.5	1				
12/9	at ATL	0-0-0					1-1-2					2-0-2			0.5/6.5	1				
12/17	STL	0-0-0					9-4-13			1		3-0-3				1/7				
12/23	at TB					reserve/injured, 12/19	6-5-11					3-0-3								
12/30	WAS						6-3-9					5-1-6				1/3				
1/6	SF						10-5-15	2/15		1	1	3-0-3								
2001 Season		1-1-2	0/0	0	0	0	90-33-123	13.5/96	1	5	2	36-9-45	8/48	0	0	3				
Saints Career		22-10-22	1/7	0	0	0	90-33-123	13.5/96	1	5	2	209-63-272	50/323	1	3	10				
Career Totals		40-15-55	1/7	0	0	0	127-53-180	18.5/128	2	12	2	211-63-274	50/323	1	3	10				

#99 DT Norman Hand							#36 CB Michael Hawthorne							#52 LB Sedrick Hodge						
Date	Opp.	S-A-TT	SK/YD	IN	PD	FF	S-A-TT	SK/YD	IN	PD	FF	S-A-TT	SK/YD	IN	PD	FF				
9/9	at BUF	2-2-4					2-2-4					1-0-1				1				
9/30	at NYG	0-1-1					1-0-1					0-0-0								
10/7	MIN	1-2-3					1-0-1			1		0-0-0								
10/14	at CAR	1-1-2					0-0-0			1		0-0-0								
10/21	ATL	4-0-4										0-0-0								
10/28	at STL	1-0-1					0-1-1			1		0-0-0								
11/4	NYJ	2-3-5					1-0-1					0-0-0								
11/11	at SF	3-1-4					3-0-3					0-0-0								
11/18	IND	2-1-3										0-0-0								
11/25	at NE	1-1-2	1/1				0-0-0					0-0-0								
12/2	CAR	1-0-1	1/9				2-2-4					0-0-0								
12/9	at ATL	2-1-3	1.5/7.5				5-0-5			1		0-0-0								
12/17	STL	0-1-1					1-0-1					1-0-1								
12/23	at TB					inactive						1-0-1								
12/30	WAS					inactive						1-0-1								
1/6	SF	reserve/injured, 1/4										5-0-5								
2001 Season		20-14-34	3.5/17.5	0	0	0	16-5-21	0/0	0	4	0	9-0-9	0/0	0	1	0				
Saints Career		63-36-99	6.5/38.5	0	1	1	24-8-32	0/0	0	6	0	9-0-9	0/0	0	1	0				
Career Totals		166-62-228	18/100	2	12	2	24-8-32	0/0	0	6	0	9-0-9	0/0	0	1	0				



2001 INDIVIDUAL STATISTICS

DEFENSE

#57 LB Curtis Holden								#93 DE Darren Howard								#21 CB Steve Israel							
Date	Opp.	S-A-TT	SK/YD	IN	PD	FF	FR	S-A-TT	SK/YD	IN	PD	FF	FR	S-A-TT	SK/YD	IN	PD	FF	FR				
9/9	at BUF							2-0-2															
9/30	at NYG							2-2-4				1						inactive					
10/7	MIN							3-1-4	2/10				1					dnp					
10/14	at CAR							1-0-1										inactive					
10/21	ATL	0-0-0						3-0-3					1					0-0-0					
10/28	at STL	0-0-0						1-0-1			1	1						0-0-0					
11/4	NYJ	0-0-0						4-3-7										0-0-0					
11/11	at SF	0-0-0						3-0-3											inactive				
11/18	IND	0-0-0						3-0-3										0-0-0					
11/25	at NE	0-0-0						2-4-6											inactive				
12/2	CAR	0-0-0						4-1-5	1/4									0-0-0					
12/9	at ATL	0-0-0						2-2-4	1.5/9.5										inactive				
12/17	STL	0-0-0						5-2-7	1.5/15				1					0-0-0					
12/23	at TB	0-0-0						1-1-2					1					0-0-0					
12/30	WAS	0-0-0						3-1-4										0-0-0					
1/6	SF	1-0-1						2-2-4					1					2-2-4					
2001 Season	1-0-1		0/0	0	0	0	0	41-19-60	6/38.5	1	4	3	0	2-2-4		0/0	0	0	0	0			
Saints Career	1-0-1		0/0	0	0	0	0	73-40-113	17/101	2	13	5	2	2-2-4		0/0	0	0	0	0			
Career Totals	1-0-1		0/0	0	0	0	0	73-40-113	17/101	2	13	5	2	211-31-242		5/31	5	47	2	4			

#94 DE Joe Johnson						#29 S Sammy Knight						#23 CB Kevin Mathis					
Date	Opp.	S-A-TT	SK/YD	IN	PD FF FR	S-A-TT	SK/YD	IN	PD FF FR	S-A-TT	SK/YD	IN	PD FF FR				
9/9	at BUF	4-2-6	3/17			4-2-6			3 3	4-1-5			2				
9/30	at NYG	2-2-4	1/9	1	1	4-3-7				6-0-6			1 1				
10/7	MIN	2-0-2	1/7			4-1-5				5-0-5			1 1				
10/14	at CAR	2-2-4				4-2-6			1 1 1	7-1-8							
10/21	ATL	5-0-5	1/6			4-1-5			1	3-2-5	1/6						
10/28	at STL	2-1-3		1		5-2-7	1/4	2	2	5-2-7		1	1				
11/4	NYJ	4-1-5				5-3-8			1	5-1-6			1				
11/11	at SF	4-0-4	1/1			2-1-3				3-2-5		1					
11/18	IND	3-1-4				2-3-5		1	3	5-2-7		1					
11/25	at NE	5-0-5	1/7		1	3-2-5				5-1-6							
12/2	CAR	1-4-5				2-5-7					inactive						
12/9	at ATL	4-0-4	1/4			6-2-8				2-0-2							
12/17	STL	5-0-5				8-4-12			1 1	2-3-5							
12/23	at TB	1-0-1				11-11-22		1		4-2-6							
12/30	WAS	2-2-4				3-3-6				5-1-6							
1/6	SF	3-1-4				7-1-8					reserve/injured, 1/2						
2001 Season		49-16-65	9/51	0	0 2 2	74-46-120	1/4	6	10 2 5	61-18-79	1/6	2	8 3 0				
Saints Career		310-90-400	50.5/272	0	5 16 6	353-144-497	3/12	23	46 3 9	126-40-166	1/6	3	17 5 0				
Career Totals		310-90-400	50.5/272	0	5 16 6	353-144-497	3/12	23	46 3 9	185-61-246	1/6	4	31 7 3				

#59 LB Keith Mitchell								#31 S Richard Newsome								#28 CB Chris Oldham							
Date	Opp.	S-A-TT	SK/YD	IN	PD	FF	FR	S-A-TT	SK/YD	IN	PD	FF	FR	S-A-TT	SK/YD	IN	PD	FF	FR				
9/9	at BUF	10-0-10					1	0-0-0						2-2-4									
9/30	at NYG	3-0-3					1	0-0-0						2-2-4				1					
10/7	MIN	5-1-6						0-0-0						0-0-0					1				
10/14	at CAR	7-2-9						0-1-1						0-1-1				1					
10/21	ATL	3-0-3						0-0-0						0-1-1		1	1						
10/28	at STL	3-1-4					1	0-0-0						3-0-3					1				
11/4	NYJ	4-2-6						0-0-0						1-2-3									
11/11	at SF	4-0-4						0-0-0						1-0-1									
11/18	IND	2-3-5						0-0-0						0-1-1									
11/25	at NE	7-5-12	0.5/1				1	inactive						1-1-2									
12/2	CAR	3-1-4	0.5/5.5						0-2-2						0-2-2	1/2							
12/9	at ATL	4-1-5							1-2-3						1-2-3	0.5/2.5		1					
12/17	STL	3-2-5	0.5/4						4-0-4						4-0-4	1/3							
12/23	at TB	8-3-11							0-0-0						0-0-0								
12/30	WAS	8-2-10	0.5/0.5					0-0-0						1-0-1									
1/6	SF	inactive						0-0-0						0-2-2									
2001 Season		74-23-97	2/11	0	4	1	0	0-1-1	0/0	0	0	0	0	16-16-32	2.5/7.5	1	4	0	2				
Saints Career		270-115-385	18.5/116	4	23	8	8	0-1-1	0/0	0	0	0	0	32-20-52	4.5/18.5	3	7	0	3				
Career Totals		270-115-385	18.5/116	4	23	8	8	0-1-1	0/0	0	0	0	0	171-44-215	15/70.5	10	30	7	6				

2001 INDIVIDUAL STATISTICS



DEFENSE

#54 LB Darrin Smith							#90 DT Kenny Smith							#22 CB Fred Thomas						
Date	Opp.	S-A-TT	SK/YD	IN	PD	FF	FR	S-A-TT	SK/YD	IN	PD	FF	FR	S-A-TT	SK/YD	IN	PD	FF	FR	
9/9	at BUF	1-0-1							dnp					6-1-7					2	
9/30	at NYG	4-0-4							inactive					5-2-7						
10/7	MIN	2-1-3							inactive					6-0-6				2		
10/14	at CAR	5-1-6	1/12		1	1		0-0-0						5-2-7				2		
10/21	ATL	1-0-1							dnp					4-1-5				2		
10/28	at STL	7-0-7							inactive					4-0-4			3	1		
11/4	NYJ	7-4-11				1		1-0-1						2-2-4						
11/11	at SF	3-0-3						0-2-2						5-1-6				1		
11/18	IND	5-1-6				1			inactive					4-3-7						
11/25	at NE	7-2-9				1			inactive					3-0-3						
12/2	CAR	3-0-3							inactive					5-0-5		1	1			
12/9	at ATL	4-0-4							inactive					4-2-6				2		
12/17	STL	2-1-3							inactive					1-1-2				2		
12/23	at TB	2-5-7				3		3-0-3						4-2-6						
12/30	WAS	9-4-13	0.5/0.5		1			0-1-1						3-2-5						
1/6	SF	3-0-3						2-1-3						1-4-5				1		
2001 Season		65-19-84	1.5/12.5	0	8	1	0	6-4-10	0/0	0	0	0	0	62-23-85	0/0	1	18	1	0	
Saints Career		138-59-197	3.5/25.5	2	29	1	0	6-4-10	0/0	0	0	0	0	78-26-104	0/0	1	20	1	0	
Career Totals		476-282-758	19.5/116	8	55	5	8	6-4-10	0/0	0	0	0	0	136-38-174	0/0	1	29	1	0	

#24 CB Fred Weary							#98 DE Willie Whitehead							2001 Team Totals						
Date	Opp.	S-A-TT	SK/YD	IN	PD	FF	FR	S-A-TT	SK/YD	IN	PD	FF	FR	S-A-TT	SK/YD	IN	PD	FF	FR	
9/9	at BUF	1-0-1						1-1-2						53-16-69	5/34	3	10	0	0	
9/30	at NYG	0-0-0						1-2-3						42-17-59	5/35	0	4	2	1	
10/7	MIN	0-0-0						0-0-0						41-9-50	6/26	1	5	3	2	
10/14	at CAR	0-0-0						1-2-3						42-16-58	1/12	1	8	3	3	
10/21	ATL	0-0-0						2-1-3						43-12-55	2/12	1	3	1	1	
10/28	at STL	0-0-0						0-0-0						47-11-58	2/10	4	12	2	2	
11/4	NYJ	0-0-0							inactive					50-25-75	2/15	1	3	1	1	
11/11	at SF	0-1-1							inactive					38-10-48	1/1	0	2	0	0	
11/18	IND	4-0-4						0-0-0						44-19-63	0/0	1	5	0	0	
11/25	at NE	1-0-1						1-0-1						50-23-73	4/17	0	2	2	0	
12/2	CAR	2-0-2						2-0-2						42-17-59	8/60	1	1	1	0	
12/9	at ATL	7-0-7			2			3-0-3	2/11					52-13-65	9/53	1	7	1	0	
12/17	STL	1-1-2						1-1-2						53-21-74	4/29	0	3	2	1	
12/23	at TB	0-0-0			1			0-0-0						50-33-83	0/0	0	7	0	0	
12/30	WAS		inactive					1-0-1						58-25-83	2/4	1	3	0	0	
1/6	SF		inactive					4-1-5						54-23-77	2/15	0	2	1	1	
2001 Season	49-16-65	9/51	0	0	2	2		17-8-25	2/11	0	0	0	0	759-290-1049	53/323	15	77	19	12	
Saints Career	310-90-400	50.5/272	0	5	16	6		56-28-84	14.5/88	0	1	1	0							
Career Totals	310-90-400	50.5/272	0	5	16	6		56-28-84	14.5/88	0	1	1	0							

LEGEND: S - solo tackle; A - assisted tackle; TT-total tackles (solo + assists); SK/YD - sacks/yards lost; IN - interception; PD - passes defended; FF - forced fumble; FR - fumble recovery



2001 INDIVIDUAL STATISTICS

SPECIAL TEAMS TACKLES

Name	9/9	9/30	10/7	10/14	10/21	10/28	11/4	11/11	11/18	11/25	12/2	12/9	12/17	12/23	12/30	1/6	S-A-TT
Jay Bellamy	1-0	0-1		2-0									0-1				3-14
Phil Clarke	0-1	1-0	1-0			2-0	1-0	0-2	4-0	1-0				1-0	1-1		10-4-14
James Fenderson																	2-13
Steve Gleason											1-0			2-0			3-03
Toby Gowin	1-0		1-0				1-0		1-0		1-0		2-0				7-07
Lamont Hall				0-1													0-11
Michael Hawthorne	1-0	0-1	3-1							1-0		0-1					5-38
Sedrick Hodge	2-1	2-0	1-0	0-1	0-1	3-0	0-1	0-1	2-0	0-1			1-0	0-1	1-0		12-7-19
Curtis Holden						2-0	0-1		2-0	1-0		1-0	3-0	0-1	0-1		9-3-12
Kevin Houser	1-0					0-1	0-1					1-1					2-35
Steve Israel											1-0		1-0				2-02
Roger Knight													1-0				1-01
Michael Lewis		0-1	0-1	1-1	0-1									1-0			2-46
Fred McAfee	1-0	1-0	1-1		0-2	1-0		2-0		1-0	0-1	1-0	3-0			0-1	11-5-16
Deuce McAllister				2-0			1-0		1-0							1-0	5-05
Richard Newsome	0-1		0-2		1-0	3-0	1-0	2-0	1-0						1-0	2-0	11-3-14
Morman Norris									1-0	1-0							2-02
Chris Oldham	0-1			0-1	1-0	0-1			1-0		1-0	2-0			1-0		6-39
Darrin Smith		1-1		0-1	0-2									1-0			2-46
Fred Thomas	1-0			2-0		1-0		1-0									5-05
Fred Weary			0-1	1-0	1-0	0-1			1-0		1-0	0-1					4-37
Boo Williams						1-0			0-1				1-0				2-13
Robert Wilson	1-0	1-0	2-0	3-0	2-1	0-1	1-0		0-1	1-0		2-0			0-1		13-4-17

LEGEND: S - solo tackle; A - assisted tackle; TT-total tackles (solo + assists)

Home games in bold

SACKS

Opponent	Sacks-Yards Lost	Total Sacks-Yards Lost
at Buffalo	Johnson (3-17), Clemons (1-10), Glover (1-7)	5-34
at N.Y. Giants	Clemons (3-25), Johnson (1-9), Glover (1-1)	5-35
vs. Minnesota	Howard (2-10), Glover (2-9), Johnson (1-7), Clemons (1-0)	6-26
at Carolina	D. Smith (1-12)	1-12
vs. Atlanta	Mathis (1-6), Johnson (1-6)	2-12
at St. Louis	Clemons (1-6), S. Knight (1-4)	2-10
vs. N.Y. Jets	Clemons (2-15)	2-15
at SF	Johnson (1-1)	1-1
vs. Indianapolis		None
at New England	Clemons (1.5-8), Johnson (1-7), Hand (1-1), Mitchell (0.5-1)	4-17
vs. Carolina	Clemons (2-17), Glover (1.5-14.5), Hand (1-9), Chase (1-8), Howard (1-4), Oldham (1-2), Mitchell (0.5-5.5)	8-60
at Atlanta	Bellamy (2-12), Whitehead (2-11), Howard (1.5-9.5), Hand (1.5-7.5), Johnson (1-4), Glover (0.5-6.5), Oldham (0.5-2.5)	9-53
vs. St. Louis	Howard (1.5-15), Glover (1-7), Oldham (1-3), Mitchell (0.5-4)	4-29
at Tampa Bay		None
vs. Washington	Glover (1-3), Mitchell (0.5-0.5), D. Smith (0.5-0.5)	2-4
vs. SF	Clemons (2-15)	2-15
Totals		53-323

NOTE: The Saints led the NFC in sacks for the 5th time since 1990 (1992 - 57; 1993 - 51; 1997 - 57; 2000 - 66; 2001 - 53).



2001 INDIVIDUAL STATISTICS

INTERCEPTIONS

Opponent	Interceptions-Yards	Total Interceptions-Yards
at Buffalo	S. Knight (3-40)	3-40
at N.Y. Giants		None
vs. Minnesota	Bellamy (1-0)	1-0
at Carolina	Clemons (1-3)	1-3
vs. Atlanta	Oldham (1-0)	1-0
at St. Louis	S. Knight (2-34), Howard (1-37), Mathis (1-23)	4-94
vs. N.Y. Jets	Bellamy (1-0)	1-0
at SF		None
vs. Indianapolis	S. Knight (1-40)	1-40
at New England		None
vs. Carolina	Thomas (1-0)	1-0
at Atlanta	Bellamy (1-21)	1-21
vs. St. Louis		None
at Tampa Bay		None
vs. Washington	Mathis (1-11)	1-11
vs. SF		None
Totals		15-209

WEEKLY YARDAGE RANKINGS

NFL Offense				NFL Defense			
Week	Total	Rush	Pass	Total	Rush	Pass	
1	15	14	17	6t	23	5	
2	18	15	20t	5	25	2	
3	14	23	10	6	27	1	
4	10	13	11	8	17	8	
5	8	4	16	4	5	7	
6	11	8	17	6	8	7	
7	15	9	16	13	6	23	
8	16	12	20	8t	7	18	
9	7	10	10	15	11t	22	
10	7	9	12	16	12	23	
11	7	9	10	21	15	22	
12	5	6	7	13	11	17	
13	4	6	5	13	10	17	
14	6	9	5	13	9	20	
15	6	12	4	14	11	20	
16	6	13	7	14	11	16	
17	10	18t	10	16t	14	17	

NFC Offense				NFC Defense			
Week	Total	Rush	Pass	Total	Rush	Pass	
1	7	5	9	3	10	4	
2	10	4	10t	3	12	2	
3	8	9	5	3	13	1	
4	6	6	7	3	9	3	
5	6	3	11	2	3	3	
6	7	3	11	3	3	3	
7	7	3	9	6	2	9	
8	8	5	10	4	4	6	
9	4	6	7	8	5	8	
10	4	5	8	7	5	9	
11	4	4	7	9	8	8	
12	3	3	5	7	6	7	
13	3	3	4	7	5	7	
14	3	3	4	7	4	8	
15	3	5	3	7	5	8	
16	3	5	4	8	5	7	
17	5	9	6	10	7	7	



2001 TURNOVER TABLE

SAINTS TAKEAWAYS

Opp	QTR	Turnover	Spot*	Result
at BUF	1	Johnson intercepted by Knight	NO 46	Downs
	3	Johnson intercepted by Knight	BUF 27	Field Goal
	3	Johnson intercepted by Knight	BUF 32	Touchdown
at NYG	4	Collins fumble recovered by Johnson	NO 30	End of Game
vs. MIN	1	Culpepper intercepted by Bellamy	NO 49	Punt
	2	Carter fumble recovered by Knight in end zone	NO 20	Interception
	3	Culpepper fumble recovered by Oldham for TD	MIN 38-TD	Touchdown
at CAR	1	Weinke fumble recovered by Knight	CAR 12	Touchdown
	1	Weinke fumble recovered by Glover	CAR 33	Field Goal
	2	Weinke intercepted by Clemons	CAR 28	Touchdown
vs. ATL	2	Chandler intercepted by Oldham	NO 37	Touchdown
	3	Smith fumble recovered by Knight	ATL 23	Blocked Field Goal
at STL	2	Canidate fumble recovered by Johnson	SL 48	Downs
	2	Warner intercepted by Mathis	NO 34	Punt
	3	Warner intercepted by Knight	SL 16	Field Goal
	3	Bly kickoff return fumble recovered by McAfee	SL 18	Touchdown (2 pt failed)
	3	Warner intercepted by Howard	SL 23	Field Goal
	3	Warner intercepted by Knight	NO 36	Punt
	4	Canidate fumble recovered by Oldham	SL 36	Field Goal
	4	Archuleta KO return fumble recovered by Newsome	SL 27	End of Game
vs. NYJ	2	Testaverde intercepted by Bellamy	NO 5	Punt
	3	C. Martin fumble recovered by Knight	NYJ 26	Touchdown
at SF		None		
vs. IND	4	Manning intercepted by Knight	NO 33	End of Game
at NE		None		
vs. CAR	4	Lytle pass intercepted by Thomas	NO 6	End of Game
at ATL	1	Vaughn kickoff return fumble recovered by Gleason	ATL 20	Touchdown
	2	Chandler intercepted by Bellamy	NO 39	Punt
vs. STL	2	Hakim punt return muff recovered by McAfee	SL 38	Touchdown
	3	Conwell fumble recovered by Knight	NO 6	Punt
at TB		None		
vs. WAS	1	Banks intercepted by Mathis	WAS 20	Field Goal
vs. SF	1	Garcia fumble recovered by Clemons	NO 45	Punt

Takeaway Total: 30 takeaways (15 fumbles, 15 interceptions), 80 points (9 TD, 6 FG)

* - spot of next play by team recovering/intercepting

2001 TURNOVER TABLE



SAINTS GIVEAWAYS

Opp	QTR	Turnover	Spot*	Result
at BUF		None		
at NYG	3	Brooks intercepted by S. Williams	NO 46	Punt
vs. MIN	2	Brooks intercepted by Kelly	MIN 3	End of Half
at CAR	2	Brooks intercepted by Evans	NO 13	Downs
	3	R. Williams fumble recovered by Anderson	CAR 41	Punt
	3	Lewis fumbled punt recovered by Hawkes	NO 15	Touchdown (2 pt failed)
vs. ATL	1	Brooks intercepted by Gordon	NO 39	Field Goal
at STL	1	Cleeland fumble recovered by A. Williams	NO 44	Touchdown
	4	R. Williams fumble recovered by Ahanotu	NO 40	Fumble
vs. NYJ	1	Horn fumble recovered by Robinson	NO 38	Field Goal
	2	Brooks intercepted by Glenn	NYJ 20	Interception
	2	Brooks intercepted by Lewis	NYJ 33	End of Half
	4	Brooks fumble recovered by S. Martin	NO 25	Field Goal
at SF	4	R. Williams fumble recovered by Plummer	NO 30	Touchdown
vs. IND		None		
at NE	3	Brooks intercepted by Pleasant	NE 20	Punt
	4	Brooks intercepted by Milloy in end zone	NE 20	End of Game
vs. CAR	3	Brooks fumble recovered by Jenkins	CAR 41	Field Goal
	4	Brooks intercepted by Hitchcock	NO 31	Touchdown
at ATL	2	McGarity punt return fumble recovered by Vaughn	NO 20	Field Goal
	4	Hall fumble recovered by Stewart	ATL 10	Punt
vs. STL	3	Brooks intercepted by Wistrom	NO 38	Touchdown
	4	Brooks intercepted by Bly in end zone	SL 20	Punt
at TB	1	Brooks intercepted by Barber	NO 12	Touchdown
	2	Brooks intercepted by Jackson	NO 16	Field Goal
	2	Brooks intercepted by Barber	NO 16	End of Half
	4	Brooks intercepted by Barber for TD	NO 36-TD	Touchdown (2 pt made)
vs. WAS	2	Brooks intercepted by Bailey	NO 21	Field Goal
	2	Brooks intercepted by Smoot	WAS 4	End of Half
	3	Brooks intercepted by Wilkinson	NO 18	Touchdown
	4	R. Williams fumble recovered by Shade	NO 26	Field Goal
vs. SF	1	R. Williams fumble recovered by Smith	SF 44	Touchdown
	2	Brooks intercepted by Bronson	SF 12	Punt
	2	R. Williams fumble recovered by Winborn	NO 28	Touchdown
	2	Brooks intercepted by Bronson	SF 17	Punt
	3	Brooks intercepted by Schulters	SF 25	Field Goal
	4	Brooks intercepted by Winborn	NO 44	Touchdown

Giveaway Total: 35 giveaways (13 fumbles, 22 interceptions), 104 points (11 TD, 9 FG)

* - spot of next play by team recovering/intercepting



TRANSACTIONS LOG

January 2001

- 8 signed FB Jason Nevadomsky & S Gerald Vaughn.
- 9 signed WR Michael Lewis, G Blaine Saipaia & DE Bobby Setzer.
- 16 signed FB Joey Goodspeed.
- 29 signed DT Richard Seals & QB Phil Stambaugh.

February 2001

- 6 signed G Nick O'Brien.
- 20 signed S Steve Gleason & P Bill LaFleur
- 28 signed RB Robert Arnaud.

March 2001

- 1 tendered contract offers to TE Cameron Cleeland (RFA), CB Fred Weary (RFA) & DT Martin Chase (RFA); terminated the contracts of K Doug Brien, TE Andrew Glover, G Mike Halapin & WR Jake Reed.
- 2 re-signed CB Kevin Mathis to a 5-year contract.
- 19 re-signed TE Cameron Cleeland.
- 26 signed WR Eric Chew & K Jon Hilbert.
- 30 signed free agent WR Albert Connell; re-signed CB Fred Weary; terminated the contract of LB Mark Fields.

April 2001

- 4 signed free agent S Jay Bellamy to a 4-year contract; re-signed DE Marques Douglas.
- 9 signed FB Derrick Harris; re-signed T Marcus Price.
- 10 re-signed LB Darrin Smith.
- 11 re-signed QB Jake Delhomme.
- 12 re-signed TE Dave Stachelski & DE Willie Whitehead.
- 16 re-signed DT Martin Chase; signed LB Keith Kelsey.
- 17 signed K Jeff Hall.
- 24 re-signed WR Willie Jackson to a 1-year contract.
- 27 re-signed LB Phil Clarke.

May 2001

- 2 signed T Frank Livingston.
- 3 signed S Ron Atkins.
- 8 signed T Kurth Connell; waived CB Corey Harris.

June 2001

- 4 re-signed T Daryl Terrell (ERFA) to a 1-year contract; waived WR Eric Chew, T Frank Livingston & LB Ed Reese; terminated the contract of WR Keith Poole.
- 6 signed 2001 3rd round draft pick LB Sedrick Hodge to a 3-year contract; re-signed RB Fred McAfee to a 2-year contract; signed TE Johnny Mitchell & LB Brandon Tolbert to 1-year contracts.
- 7 signed 2001 7th round draft pick DT Ennis Davis & 2001 6th round draft pick Mitch White to 3-year contracts.

July 2001

- 3 named Mike Faulkner area scout; promoted Grant Neill to pro scout & Barrett Wiley to area

scout.

- 18 signed 2001 5th round draft pick Onome Ojo to a 3-year contract; signed LB DeShone Myles to a 1-year contract.
- 20 traded RB Robert Arnaud to Washington for a future conditional draft pick; signed CB Renard Cox & T Jay Hagood to 1-year contracts; waived T Kurth Connell & FB Jason Nevadomsky.
- 24 re-signed TE Lamont Hall & WR Robert Wilson to 1-year contracts; waived S Ron Atkins & CB Milo Lewis.
- 26 signed LB Curtis Holden to a 1-year contract.
- 27 signed 2001 4th round draft pick Moran Norris to a 3-year contract; waived LB Keith Kelsey.
- 28 signed 2001 3rd round draft pick DT Kenny Smith to a 3-year contract; signed LB Brian Williams to a 1-year contract.

August 2001

- 4 signed 2001 1st round draft pick RB Deuce McAllister to a 6-year contract; waived WR Daniel Guy.
- 5 signed K John Carney to a 1-year contract; waived K Jeff Hall.
- 8 signed free agent T Damon Nivens to a 1-year contract; waived LB Brandon Tolbert.
- 22 waived WR Derek Dorris & LB Bryan Ray.
- 23 traded RB Chad Morton to the New York Jets for CB Earthwind Moreland & a 6th round selection in the 2002 NFL Draft.
- 28 waived CB Tim Carter, WR Anthony Collins, DT Ennis Davis, DE Larry Fitzpatrick, C Jeff Garner, FB Derrick Harris, CB Jahi Henley, K Jon Hilbert, LB Jonathan Jackson, T Damon Nivens, G Blaine Saipaia, G Albert Traylor & TE Austin Wheatley.

September 2001

- 2 waived LB Phil Clarke, CB Renard Cox, DE Marques Douglas, S Steve Gleason, FB Joey Goodspeed, T Jay Hagood, LB Curtis Holden, P Bill LaFleur, DE Jermaine Miles, TE Johnny Mitchell, CB Earthwind Moreland, G Nick O'Brien, WR Jimmy Robinson, DT Richard Seals, DE Bobby Setzer, QB Phil Stambaugh, S Gerald Vaughn, CB Trayvon Waller, TE Boo Williams & WR Richard Williams.
- 3 signed DE Marques Douglas, LB Curtis Holden, CB Trayvon Waller & TE Boo Williams to the practice squad.
- 7 signed LB Phil Clarke; waived RB James Fenderson.

October 2001

- 15 waived LB DeShone Myles.
- 17 signed LB Curtis Holden to the active roster from the practice squad.
- 23 waived TE Dave Stachelski.
- 24 signed WR Wane McGarity to a 1-year contract.
- 27 signed TE Boo Williams to the active roster from the practice squad; waived WR Wane McGarity.
- 30 re-signed WR Wane McGarity to a 1-year contract; waived WR Michael Lewis.

TRANSACTIONS LOG



November 2001

- 21 waived T Mitch White.
- 23 signed S Steve Gleason to the active roster from the practice squad.
- 28 placed T William Roaf on reserve/injured; signed T Scott Sanderson to a 2-year contract.

December 2001

- 4 signed LB Roger Knight to the active roster from the practice squad; waived LB Brian Williams.
- 12 placed LB Roger Knight on reserve/injured.
- 14 signed RB James Fenderson to the active roster from the practice squad.
- 17 placed WR Albert Connell on reserve/suspended.
- 19 placed LB Phil Clarke on reserve/injured; re-signed LB DeShone Myles.
- 21 re-signed WR Michael Lewis to the active roster from the practice squad.
- 25 waived LB DeShone Myles.
- 26 re-signed TE Johnny Mitchell; placed TE Cameron Cleeland on reserve/injured.
- 29 signed CB Tim Carter to the active roster from the practice squad.

January 2002

- 9 defensive coordinator Ron Zook resigned to accept the head coaching position at the University of Florida; defensive assistant Mike Woodford resigned to accept a coaching staff position at the University of Florida.
- 16 signed WR Hilton Alexander, LB Roylin Bradley, RB Jeff Chaney, LB J.J. Jones, C/G John Romero, G Chris Valetta and C Bruce Wiggins.
- 31 promoted Rick Venturi to defensive coordinator; named Mike Riley assistant head coach/secondary coach.

February 2002

- 7 allocated CB Tim Carter, RB James Fenderson, LB Jonathan Jackson, DE Jermaine Miles, WR Onome Ojo & WR Jimmy Robinson to NFL Europe for the 2002 season.
- 8 named Mike Sheppard quarterbacks coach; Danny Langsdorf offensive assistant/quality control; promoted Jim Hostler to assistant wide receivers coach.
- 19 signed QB Jeff Lewis to a 1-year contract.
- 20 named Greg Brown defensive assistant/quality control.
- 28 tendered contract offers to QB Jake Delhomme (RFA), TE Lamont Hall (RFA), LB Curtis Holden (ERFA), S Steve Gleason (ERFA), LB Roger Knight (ERFA), WR Michael Lewis (ERFA), T Daryl Terrell (RFA), DE Willie Whitehead (RFA) & TE Boo Williams (ERFA); signed OL Jeff Chase, P Dan Hadenfeldt, P Dirk Johnson, DE Jermaine Miles, DB Dee Moronkola, WR Jimmy Robinson & T Mitch White; terminated the contracts of WR Albert Connell & CB Steve Israel.

March 2002

- 1 terminated the contract of QB Jeff Blake.
- 8 traded RB Ricky Williams & the 4th round selection in the 2002 NFL Draft to Miami for a 1st round & 4th round selection in the 2002 NFL Draft & a conditional 3rd round selection in the 2003 NFL Draft.
- 12 signed free agent CB Dale Carter to a 7-year contract; signed free agent WR Jake Reed to a 1-year contract; re-signed K John Carney to a 1-year contract; terminated the contract of G Tom Ackerman; withdrew the contract tender offer to T Daryl Terrell (RFA).
- 26 traded T William Roaf to the Kansas City Chiefs for a conditional 4th round selection in the 2003 NFL Draft.
- 27 re-signed TE Johnny Mitchell to a 1-year contract.
- 28 signed free agent LB Bryan Cox to a 1-year contract.

April 2002

- 1 signed free agent T Spencer Folau to a 2-year contract.
- 3 signed free agent TE David Sloan to a 4-year contract.
- 4 signed free agent T Victor Riley to a 2-year contract; re-signed DE Willie Whitehead to a 1-year contract.
- 11 signed free agent DT Grady Jackson to a 2-year contract.
- 15 signed free agent WR Jerome Pathon to a 4-year contract.
- 23 signed RB Jonathan Adams, T P.J. Alexander, LB Travis Carroll, WR Frank Cutolo, WR Todd Elstrom, CB Kevin House, DB Chonn Lacey, LB Andrew LeClair, WR Derrick Lewis, DT Jerry Montgomery, K Jeff Reed, FB Demetrius Smith & RB Ricky Williams; signed free agents DT Abdul-Salaam Noah & DT Richard Seals.
- 24 agreed to terms with CB Ken Irvin on a 1-year contract.

May 2002

- 2 re-sign CB Jerry Wilson.
- 9 released General Manager of Football Operations Randy Mueller from his contract.
- 13 promoted Mickey Loomis to General Manager of Football Operations from Director of Football Administration.
- 15 signed TE Boo Williams (ERFA) to a 1-year contract.
- 21 signed LB Curtis Holden (ERFA), S Steve Gleason (ERFA), LB Roger Knight (ERFA) & WR Richard Williams.
- 28 signed free agent C/G Kendyl Jacox to a 5-year contract.
- 31 signed TE Lamont Hall (ERFA) to a 1-year contract.



2001 GAME-BY-GAME REVIEW

Game #1: Saints 24, Buffalo 6

Ralph Wilson Stadium; Buffalo, N.Y. (Sept. 9, 2001)

New Orleans opened their season on a winning note as the Saints erased a 6-0 halftime deficit to beat Buffalo, 24-6 at a sold out Ralph Wilson Stadium. S **Sammy Knight** intercepted Bills QB **Rob Johnson** on a 1st quarter 4th-&-4 play at the Saints 35-yard line. Knight returned the ball 21 yards and a personal foul penalty on the play pushed New Orleans 15 yards further downfield, to the Buffalo 39. The Saints offense could not capitalize, however, stalling on 4th-&-1 at the Buffalo 30. Bills K **Jake Ariens** capped a 9-play, 51-yard drive with a 37-yard FG that gave Buffalo a 3-0 lead at the 4:59 mark of the 1st quarter. Six minutes into the 2nd quarter, Ariens added another field goal -- this one from 22 yards -- to make the score 6-0. After being blanked the 1st half, New Orleans got on the board on its 1st possession of the 2nd half. WR **Albert Connell** made a juggling 46-yard TD catch of an **Aaron Brooks** pass for a 7-6 lead. Knight made his 2nd interception of the day on the ensuing Buffalo possession, setting up a 31-yard John Carney FG that made the score 10-6 with 6:48 to play in the 3rd quarter. Knight hauled in his 3rd pick of the day with 6 min-

utes to play in the 3rd quarter. That interception set up a 12-yard Brooks-to-**Cameron Cleeland** TD pass that expanded the New Orleans lead to 17-6 with just under 3 minutes to play in the 3rd. RB **Ricky Williams** added an insurance TD for the Saints on a 19-yard catch of a Brooks pass. On the 10-play, 80-yard scoring drive, Williams accounted for all but 10 of the yards in the march. The Saints defense held Buffalo in check from that point forward, pitching a shutout in the 2nd half. For the game, New Orleans recorded 5 sacks & forced 3 Buffalo turnovers in holding the Bills to just 251 total yards.

SAINTS NOTES:

* The Saints have won 3 of the last 4 season openers.

* Saints S **Sammy Knight** tied a club record with 3 interceptions. The record is held with 4 others.

* Saints QB **Aaron Brooks** set career highs in passer rating & TD passes as he had a passer rating of 118.3 (2nd in the NFC). He was 18-for-29 for 209 yards & 3 TDs.

* The Saints defense held Buffalo without a TD. It was the 1st time that the Saints did not allow a TD since a

24-6 victory vs. Carolina on 10/15/00.

* The Saints defense sacked Buffalo QB **Rob Johnson** 5 times, which marked the 10th time in 17 regular season games under head coach **Jim Haslett** that the Saints defense has posted 4 or more sacks.

* Saints TE **Cam Cleeland** caught a 12-yard TD pass from Brooks, his 1st TD catch since 12/12/99 vs. St. Louis in the Superdome (a 2-yard pass from **Billy Joe Tolliver**). Cleeland's last catch in the regular season was vs. Dallas (a 5-yard pass from **Jake Delhomme**) on 12/24/99 in the Superdome.

New Orleans Saints (1-0)	0	0	17	7	24
Buffalo Bills (0-1)	3	3	0	0	6

Team	Q	Time	Play Description (Extra Point) (Drive Info)	V-H
BB	1	0:32	Ariens 37 yd. FG (9-51, 4:59)	0-3
BB	2	8:27	Ariens 22 yd. FG (12-72, 6:10)	0-6
NOS	3	11:02	Connell 46 yd. pass from Brooks (Carney kick) (8-82, 3:58)	7-6
NOS	3	6:48	Carney 31 yd FG (7-14, 2:30)	10-6
NOS	3	2:50	Cleeland 12 yd. pass from Brooks (Carney kick) (6-32, 3:00)	17-6
NOS	4	3:02	R. Williams 19 yd. pass from Brooks (Carney kick) (10-80, 5:00)	24-6

Field Goals (made) and missed

NOS: Carney (31) BB: Ariens (37),(22)
Paid Attendance: 71,447 (sellout) Time: 2:53
Weather: Sunny, 87 degrees, Humidity: 52%, Wind: SW, 10 mph

TEAM STATISTICS	N.O.	BUF
TOTAL FIRST DOWNS	17	12
By Rushing	7	3
By Passing	9	8
By Penalty	1	1
3D: M - A - PCT.	6-13-46%	5-15-33%
4D: M - A - PCT.	0-1-0%	0-3-0%
TOTAL NET YARDS	301	251
Total Plays	58	61
Avg. Per Play	5.2	4.1
NET YARDS RUSHING	109	125
Total Rushes	26	28
Avg. Per Play	4.2	4.5
Tackles For Loss-Yds.	3-7	5-10
NET YARDS PASSING	192	126
Sacked-Yds. Lost	2-17	5-34
Gross Yards	209	160
PASSING: A-C-I	30-18-0	28-16-3
Avg. Per Play	6.0	3.8
KICKOFFS: # - EZ - TB	5-1-0	3-0-0
PUNTS: # - Avg.	5-43.8	4-44.3
Had Blocked	0	0
FGs - PATs HAD BLKD.	0-0	0-0
NET PUNTING AVG.	31.0	34.5
TOTAL RET. YARDAGE	59	44
# - Yds. Punt Ret.	3-19	4-44
# - Yds. Kickoff Ret.	3-68	5-77
# - Yds. Int. Ret.	3-40	0-0
PENALTIES: # - Yds.	4-35	4-35
FUMBLES: # - Lost	4-0	0-0
TOUCHDOWNS	3	0
Rushing	0	0
Passing	3	0
EXTRA POINTS: M-A	3-3	0-0
Kicking: M-A	3-3	0-0
FIELD GOALS: M-A	1-1	2-2
RZ: M - A - PCT.	2-3-67%	0-2-0%
G-T-G: M - A - PCT.	0-0-0%	0-1-0%
SAFETIES	0	0
FINAL SCORE	24	6
TIME OF POSSESSION	27:33	32:27

GAME 1 AT BUFFALO



New Orleans Saints								Buffalo Bills									
RUSHING		ATT	YDS	AVG	LG	TD		RUSHING		ATT	YDS	AVG	LG	TD			
R. Williams		18	93	5.2	21	0		Henry		22	58	2.6	14	0			
Brooks		5	10	2.0	5	0		Price		1	31	31.0	31	0			
Smith		2	4	2.0	3	0		Johnson		3	23	7.7	18	0			
McAllister		1	2	2.0	2	0		Centers		1	11	11.0	11	0			
Total		26	109	4.2	21	0		Morris		1	2	2.0	2	0			
								Total		28	125	4.5	31	0			
PASSING	ATT	CMP	YDS	SK/YD	TD	LG	IN	PASSING	ATT	CMP	YDS	SK/YD	TD	LG	IN		
Brooks	29	18	209	2/17	3	46t	0	Johnson	27	16	160	5/34	0	34	3		
Horn	1	0	0	0/0	0	0	0	Moorman	1	0	0	0/0	0	0	0		
Total	30	18	209	2/17	3	46t	0	Total	28	16	160	5/34	0	34	3		
RECEIVING			NO	YDS	AVG	LG	TD	RECEIVING			NO	YDS	AVG	LG	TD		
Horn			6	45	7.5	14	0	Centers			4	37	9.3	26	0		
Connell			3	89	29.7	46t	1	McDaniel			4	36	9.0	21	0		
Wilson			2	15	7.5	8	0	Morris			3	1	0.3	4	0		
Cleeland			2	14	7.0	12t	1	Riemersma			2	16	8.0	12	0		
Jackson			2	12	6.0	9	0	Moulds			1	34	34.0	34	0		
R. Williams			1	19	19.0	19t	1	Price			1	32	32.0	32	0		
Smith			1	10	10.0	10	0	Henry			1	4	4.0	4	0		
Stachelski			1	5	5.0	5	0	Total			16	160	10.0	34	0		
Total			18	209	11.6	46t	3										
INTERCEPTIONS			NO	YDS	AVG	LG	TD	INTERCEPTIONS			NO	YDS	AVG	LG	TD		
Knight			3	40	13.3	21	0	None									
Total			3	40	13.3	21	0										
PUNTING			NO	YDS	AVG	TB	I20	LG	PUNTING			NO	YDS	AVG	TB	I20	LG
Gowin			5	219	43.8	1	0	50	Moorman			4	177	44.3	1	0	51
Total			5	219	43.8	1	0	50	Total			4	177	44.3	1	0	51
PUNT RET.			NO	YDS	AVG	FC	LG	TD	PUNT RET.			NO	YDS	AVG	FC	LG	TD
Lewis			2	9	4.5	0	6	0	Price			3	10	3.3	0	9	0
McAllister			1	10	10.0	0	10	0	Black			1	34	34.0	0	34	0
[TOUCHBACK]			1	0	0.0	0	0	0	[TOUCHBACK]			1	0	0.0	0	0	0
Returns			3	19	6.3	0	10	0	Returns			4	44	11.0	0	34	0
KICKOFF RET.			NO	YDS	AVG	FC	LG	TD	KICKOFF RET.			NO	YDS	AVG	FC	LG	TD
Lewis			2	55	27.5	0	38	0	Driver			3	51	17.0	0	20	0
McAllister			1	13	13.0	0	13	0	Clements			2	26	13.0	0	18	0
Returns			3	68	22.7	0	38	0	Returns			5	77	15.4	0	20	0

	OWN				OPP				OUT					
FUMBLES	FUM	REC	YDS	TD	FCD	REC	YDS	TD	BDS	FUM	REC	YDS	TD	BDS
Lewis	2	1	0	0	0	0	0	0	0	0	0	0	0	0
B. Williams	0	1	0	0	0	0	0	0	0	0	0	0	0	0
Brooks	2	2	0	0	0	0	0	0	0	0	0	0	0	0
Total	4	4	0	0	0	0	0	0	0	0	0	0	0	0



2001 GAME-BY-GAME REVIEW

Game #2: N.Y. Giants 21, Saints 13 Giants Stadium; East Rutherford, N.J. (Sept. 30, 2001)

In an emotionally-charged game, the New York Giants held off a late rally to beat the Saints, 21-13 in a sold out Giants Stadium. In the 1st football game in New York since the terrorist attacks of 9/11, Saints WR **Michael Lewis** returned the opening kickoff 68 yards to the Giants 23-yard line. New Orleans was not able to capitalize, however, as an unnecessary roughness penalty pushed the Saints out of FG range. Giants RB **Ron Dayne** ripped off a 55-yard run to the New Orleans 26 early in the 2nd quarter. New York appeared to turn the ball over a play later on a fumble after a catch by FB **Greg Comella**, but the ruling was reversed after a Giants' challenge. Dayne followed with a 6-yard scoring run 4 plays later to make the score 7-0 with 7:58 to play in the 1st half. Giants RB **Tiki Barber** made the score 14-0 with a 14-yard TD run on New York's next possession. The 5-play, 51-yard drive took just 2:46 off the clock. On the ensuing possession, New Orleans moved the ball to the Giants' 15 and capped the drive with a 32-yard **John Carney** FG that made the score 14-3 at halftime. Utilizing a no-huddle offense, New Orleans drove 64 yards in 2:39 --

scoring on a 33-yard **Aaron Brooks**-to-**Willie Jackson** TD pass that made the score 14-10 with 7:46 to play in the game. The Saints followed with an unsuccessful onside kickoff that gave N.Y. the ball at the Saints 40. The Giants took advantage when QB **Kerry Collins** hit WR **Joe Jurevicius** for a 46-yard TD pass for a 21-10 game with 6:05 left in the game. New Orleans bounced back with a 46-yard drive that took just 1:29, culminating in a 30-yard FG from Carney that pulled the Saints to 21-13 with 4:36 left. CB **Kevin Mathis** gave the Saints one last chance, forcing a Collins fumble that was recovered by DE **Joe Johnson** at the Saints 30 with 3:22 to go. The Saints drove all the way to the Giants 9 & appeared to score on a Brooks-to-Jackson pass as time expired. Two offensive penalties nullified the TD & ended the game.

SAINTS NOTES:

* The 54 pass attempts by QB **Aaron Brooks** were the 2nd-most in Saints history ... the individual & club total record is 55, held by **Jim Everett** at San Francisco on 9/25/94 ... the 54 team attempts by the Saints tied for 2nd in club history.

New Orleans Saints (1-1)	0	3	0	10	13
New York Giants (2-1)	0	14	0	7	21

Team	Q	Time	Play Description (Extra Point) (Drive Info)	V-H
NYG	2	7:52	Dayne 6 yd. run (Andersen kick) (6-81, 2:02)	0-7
NYG	2	3:31	Barber 14 yd. run (Andersen kick) (5-51, 2:46)	0-14
NOS	2	0:01	Carney 32 yd. FG (11-50, 3:30)	3-14
NOS	4	7:48	Jackson 32 yd. pass from Brooks (Carney kick) (7-64, 2:39)	10-14
NYG	4	6:05	Jurevicius 46 yd. pass from Collins (Andersen kick) (3-40, 1:43)	10-21
NOS	4	4:36	Carney 30 yd. FG (5-46, 1:29)	13-21

Field Goals (made) and missed

NOS: Carney (32),(30) NYG: None
Paid Attendance: 78,451 (sellout) Time: 2:53
Weather: Periodic rain, 54 degrees, Humidity: 59%, Wind: NE, 10 mph

* RB **Ricky Williams** passed the career 2000-yard rushing mark with 53 yards (2030)
* DE **Joe Johnson** posted 1 sack to give him sole possession of 6th place on the Saints career list with 45.5 ... DT **La'Roi Glover** had 1 sack (44th career) to put him in 8th place on the Saints career sack list.
* LB **Charlie Clemons** set a career high with 2.5 sacks.
* The Saints defense had 5 sacks.
* WR **Willie Jackson's** 105 receiving yards on 8 catches was the 1st 100 yard-plus effort for a Saints receiver since WR **Joe Horn** had 116 yards on 7 catches vs. Atlanta on 12/17/00 & the 1st 100-plus regular season game for Jackson as a Saint.
* The 14 penalties called on the Saints tied for 2nd-most in club history ... the last time the Saints had 14 penalties was vs. Philadelphia on 10/6/85.

TEAM STATISTICS	N.O.	NYG
TOTAL FIRST DOWNS	20	13
By Rushing	3	6
By Passing	14	6
By Penalty	3	1
3D: M - A - PCT.	6-19-32%	4-13-31%
4D: M - A - PCT.	2-2-100%	0-0-0%
TOTAL NET YARDS	330	253
Total Plays	80	51
Avg. Per Play	4.1	5.0
NET YARDS RUSHING	74	153
Total Rushes	22	28
Avg. Per Play	3.4	5.5
Tackles For Loss-Yds.	1-1	2-5
NET YARDS PASSING	256	100
Sacked-Yds. Lost	4-35	5-35
Gross Yards	291	135
PASSING: A-C-I	54-28-1	18-9-0
Avg. Per Play	4.4	4.3
KICKOFFS: # - EZ - TB	4-0-0	4-0-0
PUNTS: # - Avg.	8-39.0	8-46.5
Had Blocked	0	0
FGs - PATs HAD BLKD.	0-0	0-0
NET PUNTING AVG.	32.8	45.4
TOTAL RET. YARDAGE	9	35
# - Yds. Punt Ret.	4-9	3-30
# - Yds. Kickoff Ret.	4-115	3-48
# - Yds. Int. Ret.	0-0	1-5
PENALTIES: # - Yds.	14-92	11-100
FUMBLES: # - Lost	4-0	2-1
TOUCHDOWNS	1	3
Rushing	0	2
Passing	1	1
EXTRA POINTS: M-A	1-1	3-3
Kicking: M-A	1-1	3-3
FIELD GOALS: M-A	2-2	0-0
RZ: M - A - PCT.	0-3-0%	2-2-100%
G-T-G: M - A - PCT.	0-1-0%	1-1-100%
SAFETIES	0	0
FINAL SCORE	13	21
TIME OF POSSESSION	32:29	27:31

GAME 2 AT N.Y. GIANTS



New Orleans Saints											New York Giants																				
RUSHING	ATT	YDS	AVG	LG	TD	RUSHING	ATT	YDS	AVG	LG	TD	RUSHING	ATT	YDS	AVG	LG	TD	RUSHING	ATT	YDS	AVG	LG	TD								
R. Williams	16	53	3.3	16	0	Dayne	19	111	5.8	55	1	Dayne	19	111	5.8	55	1	Barber	3	21	7.0	14t	1								
Brooks	4	17	4.3	6	0	Horn	3	10	3.3	6	0	Barber	3	21	7.0	14t	1	Collins	3	10	3.3	6	0								
Horn	1	4	4.0	4	0	McAllister	1	0	0.0	0	0	Collins	3	10	3.3	6	0	Comella	1	9	9.0	9	0								
McAllister	1	0	0.0	0	0	Total	22	74	3.4	16	0	Comella	1	9	9.0	9	0	Toomer	1	1	1.0	1	0								
Total	22	74	3.4	16	0	Washington	1	1	1.0	1	0	Toomer	1	1	1.0	1	0	Washington	1	1	1.0	1	0								
PASSING	ATT	CMP	YDS	SK/YD	TD	LG	IN	Total	28	153	5.5	55	2	PASSING	ATT	CMP	YDS	SK/YD	TD	LG	IN	PASSING	ATT	CMP	YDS	SK/YD	TD	LG	IN		
Brooks	54	28	291	4/35	1	41	1	Collins	18	9	135	5/35	1	46t	0	Collins	18	9	135	5/35	1	46t	0	Collins	18	9	135	5/35	1	46t	0
Total	54	28	291	4/35	1	41	1	Total	18	9	135	5/35	1	46t	0	Total	18	9	135	5/35	1	46t	0	Total	18	9	135	5/35	1	46t	0
RECEIVING	NO	YDS	AVG	LG	TD	RECEIVING	NO	YDS	AVG	LG	TD	RECEIVING	NO	YDS	AVG	LG	TD	RECEIVING	NO	YDS	AVG	LG	TD								
Jackson	8	105	13.1	32t	1	Jurevicius	2	60	30.0	46t	1	Jurevicius	2	60	30.0	46t	1	Hilliard	2	32	16.0	25	0								
Wilson	7	61	8.7	18	0	Hilliard	2	32	16.0	25	0	Hilliard	2	32	16.0	25	0	Toomer	1	25	25.0	25	0								
R. Williams	4	49	12.2	41	0	Toomer	1	25	25.0	25	0	Toomer	1	25	25.0	25	0	Barber	1	9	9.0	9	0								
Horn	4	48	12.0	16	0	Barber	1	9	9.0	9	0	Barber	1	9	9.0	9	0	Dayne	1	7	7.0	7	0								
Connell	4	25	6.2	9	0	Dayne	1	7	7.0	7	0	Dayne	1	7	7.0	7	0	Washington	1	2	2.0	2	0								
Cleeland	1	3	3.0	3	0	Washington	1	2	2.0	2	0	Washington	1	2	2.0	2	0	Comella	1	0	0.0	0	0								
Total	28	291	10.4	41	1	Comella	1	0	0.0	0	0	Comella	1	0	0.0	0	0	Total	9	135	15.0	46t	1								
INTERCEPTIONS	NO	YDS	AVG	LG	TD	INTERCEPTIONS	NO	YDS	AVG	LG	TD	INTERCEPTIONS	NO	YDS	AVG	LG	TD	INTERCEPTIONS	NO	YDS	AVG	LG	TD								
None	0	0	0	0	0	Williams	1	5	5.0	5	0	Williams	1	5	5.0	5	0	Williams	1	5	5.0	5	0								
PUNTING	NO	YDS	AVG	TB	I20	LG	PUNTING	NO	YDS	AVG	TB	I20	LG	PUNTING	NO	YDS	AVG	TB	I20	LG	PUNTING	NO	YDS	AVG	TB	I20	LG				
Gowin	8	312	39.0	1	2	54	Gowin	8	312	39.0	1	2	54	Gowin	8	312	39.0	1	2	54	Gowin	8	312	39.0	1	2	54				
Total	8	312	39.0	1	2	54	Total	8	312	39.0	1	2	54	Total	8	312	39.0	1	2	54	Total	8	312	39.0	1	2	54				
PUNT RET.	NO	YDS	AVG	FC	LG	TD	PUNT RET.	NO	YDS	AVG	FC	LG	TD	PUNT RET.	NO	YDS	AVG	FC	LG	TD	PUNT RET.	NO	YDS	AVG	FC	LG	TD				
Lewis	4	9	2.3	0	9	0	Lewis	4	9	2.3	0	9	0	Lewis	4	9	2.3	0	9	0	Lewis	4	9	2.3	0	9	0				
[DOWNED]	2	0	0.0	0	0	0	[DOWNED]	2	0	0.0	0	0	0	[DOWNED]	2	0	0.0	0	0	0	[DOWNED]	2	0	0.0	0	0	0				
[OUT OF BOUNDS]	2	0	0.0	0	0	0	[OUT OF BOUNDS]	2	0	0.0	0	0	0	[OUT OF BOUNDS]	2	0	0.0	0	0	0	[OUT OF BOUNDS]	2	0	0.0	0	0	0				
Returns	4	9	2.3	0	9	0	Returns	4	9	2.3	0	9	0	Returns	4	9	2.3	0	9	0	Returns	4	9	2.3	0	9	0				
KICKOFF RET.	NO	YDS	AVG	FC	LG	TD	KICKOFF RET.	NO	YDS	AVG	FC	LG	TD	KICKOFF RET.	NO	YDS	AVG	FC	LG	TD	KICKOFF RET.	NO	YDS	AVG	FC	LG	TD				
Lewis	2	82	41.0	0	68	0	Lewis	2	82	41.0	0	68	0	Lewis	2	82	41.0	0	68	0	Lewis	2	82	41.0	0	68	0				
McAfee	1	22	22.0	0	22	0	McAfee	1	22	22.0	0	22	0	McAfee	1	22	22.0	0	22	0	McAfee	1	22	22.0	0	22	0				
Ackerman	1	11	11.0	0	11	0	Ackerman	1	11	11.0	0	11	0	Ackerman	1	11	11.0	0	11	0	Ackerman	1	11	11.0	0	11	0				
Returns	4	115	28.8	0	68	0	Returns	4	115	28.8	0	68	0	Returns	4	115	28.8	0	68	0	Returns	4	115	28.8	0	68	0				
FUMBLES	OWN	OPP	OUT	FUMBLES	OWN	OPP	OUT	FUMBLES	OWN	OPP	OUT	FUMBLES	OWN	OPP	OUT	FUMBLES	OWN	OPP	OUT	FUMBLES	OWN	OPP	OUT								
Lewis	FUM	REC	YDS	TD	FCD	REC	YDS	TD	FCD	REC	YDS	TD	BDS	Lewis	FUM	REC	YDS	TD	FCD	REC	YDS	TD	BDS								
Johnson	0	0	0	0	1	1	0	0	0	0	0	0	2	Johnson	0	0	0	0	1	1	0	0	0								
Brooks	2	1	0	0	0	0	0	0	0	0	0	0	0	Brooks	2	1	0	0	0	0	0	0	0								
Naeole	0	1	0	0	0	0	0	0	0	0	0	0	0	Naeole	0	1	0	0	0	0	0	0	0								
Mathis	0	0	0	0	1	0	0	0	0	0	0	0	0	Mathis	0	0	0	0	1	0	0	0	0								
Total	4	2	0	0	2	1	0	0	2	1	0	0	2	Total	4	2	0	0	2	1	0	0	2								
KICKOFF RET.	NO	YDS	AVG	FC	LG	TD	KICKOFF RET.	NO	YDS	AVG	FC	LG	TD	KICKOFF RET.	NO	YDS	AVG	FC	LG	TD	KICKOFF RET.	NO	YDS	AVG	FC	LG	TD				
Dixon	2	48	24.0	0	43	0	Dixon	2	48	24.0	0	43	0	Dixon	2	48	24.0	0	43	0	Dixon	2	48	24.0	0	43	0				
Campbell	1	0	0.0	0	0	0	Campbell	1	0	0.0	0	0	0	Campbell	1	0	0.0	0	0	0	Campbell	1	0	0.0	0	0	0				
Returns	3	48	16.0	0	43	0	Returns	3	48	16.0	0	43	0	Returns	3	48	16.0	0	43	0	Returns	3	48	16.0	0	43	0				
OWN	OPP	OUT	OWN	OPP	OUT	OWN	OPP	OUT	OWN	OPP	OUT	OWN	OPP	OUT	OWN	OPP	OUT	OWN	OPP	OUT	OWN	OPP	OUT								
Collins	2	0	0	0	0	0	0	0	0	0	0	0	0	Collins	2	0	0	0	0	0	0	0	0	0	0	0					
Zeigler	0	1	0	0	0	0	0	0	0	0	0	0	0	Zeigler	0	1	0	0	0	0	0	0	0	0	0	0					
Strahan	0	0	0	0	2	0	0	0	0	0	0	0	0	Strahan	0	0	0	0	2	0	0	0	0	0	0	0					
Total	2	1	0	0	2	0	0	0	2	0	0	0	0	Total	2	1	0	0	2	0	0	0	0	0	0	0					



2001 GAME-BY-GAME REVIEW

Game #3: Saints 28, Minnesota 15 Louisiana Superdome; New Orleans, La. (Oct. 7, 2001)

The Saints exacted a measure of revenge for last season's elimination in the NFC Divisional Playoffs as they beat Minnesota, 28-15 in a sold out Superdome. Saints K **John Carney** gave New Orleans an early 3-0 lead with a 50-yard FG with 10:32 remaining in the 1st quarter. On the Saints' following possession, Carney hit his 2nd FG -- this one from 23 yards out for a 6-0 lead with 4:45 left in the 1st. Minnesota WR **Randy Moss** caught a 29-yard TD pass from QB **Daunte Culpepper** with :25 to go in the 1st, pushing the Vikings ahead 7-6. Seven minutes into the 2nd quarter, Saints RB **Ricky Williams** plunged in for a 1-yard TD to give New Orleans a 12-7 lead as the 2-point try failed. Carney pushed the New Orleans lead to 15-7 with a 45-yard FG that came with 4:29 to play in the half. On the ensuing Vikings' possession, Culpepper found WR **Cris Carter** on a completion that could have resulted in a 55-yard TD, but Saints CB **Kevin Mathis** stripped the ball from Carter's arms at the New Orleans 3. S **Sammy Knight** fell on the fumble in the end zone to give New Orleans possession at the 20. A 42-yard pass interference penalty set up a 29-yard

Carney FG that extended the Saints' advantage to 18-7 just 5 minutes into the 3rd quarter. S **Chris Oldham** high-stepped into the end zone -- giving the Saints a 25-7 lead with 5:54 to play in the 3rd -- after picking up a Culpepper fumble & running 38 yards for the score. The fumble was forced by DE **Darren Howard**, who was credited with a sack. Culpepper narrowed the margin to 25-15 with a 19-yard TD pass to TE **Byron Chamberlain**. Culpepper followed the TD pass by running for a 2-point conversion in the final minute of the 3rd. New Orleans answered that Vikings score with yet another Carney FG -- his club-record tying 5th of the day. This one, a 33-yarder, made the score 28-15 with 8:41 to go in the game.

SAINTS NOTES:

* The victory over the Vikings broke a 3-game regular season losing streak & a 4-game regular & post-season losing streak to Minnesota. * The victory over the Vikings was the 1st win in a home opener for the Saints since 1999 (19-10, Sept. 12, 1999 vs. Carolina) & the 12th in 35 home openers. * The Saints finished all 10 drives vs.

the Vikings in Minnesota territory ... the Saints have a streak of 13 consecutive drives that finished in opponent territory, dating back to the final 3 drives at the Giants (Sept. 30). * RB **Ricky Williams** rushed for 136 yards on 30 carries ... it was Williams' 4th-best career rushing day, his 8th career 100 plus-yard rushing effort & the 80th 100 yard-plus rushing total in club history ... he passed former Saints QB **Archie Manning** for 8th on the club career rushing list. * The Saints had 6 sacks in the game, the 3rd straight game in which the Saints had 5 or more. * K **John Carney's** 5-for-5 day tied the club record (done 5 previous times) & was the 1st 5-FG game by a Saints kicker since **Morten Andersen** was 5-for-5 at Atlanta on Dec. 11, 1994.

TEAM STATISTICS	MIN	N.O.
TOTAL FIRST DOWNS	16	20
By Rushing	3	9
By Passing	12	6
By Penalty	1	3
3D: M - A - PCT.	1-8-13%	8-16-50%
4D: M - A - PCT.	0-1-0%	0-0-0%
TOTAL NET YARDS	340	370
Total Plays	51	67
Avg. Per Play	6.7	5.5
NET YARDS RUSHING	34	160
Total Rushes	11	37
Avg. Per Play	3.1	4.3
Tackles For Loss-Yds.	1-3	2-10
NET YARDS PASSING	306	210
Sacked-Yds. Lost	6-26	0-0
Gross Yards	332	210
PASSING: A-C-I	34-23-1	30-15-1
Avg. Per Play	7.7	7.0
KICKOFFS: # - EZ - TB	3-3-0	8-4-4
PUNTS: # - Avg.	4-47.5	3-41.3
Had Blocked	0	0
FGs - PATs HAD BLKD.	0	0
NET PUNTING AVG.	35.0	34.7
TOTAL RET. YARDAGE	-9	50
# - Yds. Punt Ret.	0-0	4-50
# - Yds. Kickoff Ret.	8-178	3-88
# - Yds. Int. Ret.	1-9	1-14
PENALTIES: # - Yds.	12-116	8-65
FUMBLES: # - Lost	3-2	1-4
TOUCHDOWNS	2	2
Rushing	0	1
Passing	2	0
Fumbles	0	1
EXTRA POINTS: M-A	2-2	1-1
Kicking: M-A	1-1	1-1
Rushing: M-A	1-1	0-1
FIELD GOALS: M-A	0-0	5-5
RZ: M - A - PCT.	1-1-100%	1-4-25%
G-T-G: M - A - PCT.	0-0-0%	1-3-33%
SAFETIES	0	0
FINAL SCORE	15	28
TIME OF POSSESSION	25:45	34:15

Minnesota Vikings (1-3)	7	0	8	0	15
New Orleans Saints (2-1)	6	9	10	3	28

Team	Q	Time	Play Description (Extra Point) (Drive Info)	V-H
NOS	1	10:27	Carney 50 yd. FG (6-23, 2:36)	0-3
NOS	1	4:56	Carney 23 yd. FG (10-50, 3:55)	0-6
MV	1	0:19	Moss 29 yd. pass from Culpepper (Anderson kick) (4-80, 2:16)	7-6
NOS	2	7:50	R.Williams 1 yd. run (run failed) (15-74, 7:29)	7-12
NOS	2	4:29	Carney 45 yd. FG (5-19, 2:06)	7-15
NOS	3	10:01	Carney 29 yd. FG (9-60, 4:59)	7-18
NOS	3	5:38	Oldham 38 yd. fumble return (Carney kick)	7-25
MV	3	0:14	Chamberlain 19 yd. pass from Culpepper (Culpepper run) (11-80, 5:24)	15-25
NOS	4	8:37	Carney 33 yd. FG (10-59, 6:37)	15-28

Field Goals (made) and missed

MV: None NOS: Carney (50),(23),(45),(29),(33)
Paid Attendance: 70,020 (sellout) Time: 3:12
Weather: Indoors

GAME 3 VS. MINNESOTA



Minnesota Vikings							New Orleans Saints										
RUSHING	ATT	YDS	AVG	LG	TD		RUSHING	ATT	YDS	AVG	LG	TD					
Bennett	8	24	3.0	8	0		R. Williams	30	136	4.5	17	1					
Kleinsasser	2	5	2.5	3	0		Brooks	6	24	4.0	12	0					
Chapman	1	5	5.0	5	0		Smith	1	0	0.0	0	0					
Total	11	34	3.1	8	0		Total	37	160	4.3	17	1					
PASSING	ATT	CMP	YDS	SK/YD	TD	LG	IN	PASSING	ATT	CMP	YDS	SK/YD	TD	LG	IN		
Culpepper	34	23	332	6/26	2	52	1	Brooks	30	15	210	0/0	0	41	1		
Total	34	23	332	6/26	2	52	1	Total	30	15	210	0/0	0	41	1		
RECEIVING	NO	YDS	AVG	LG	TD			RECEIVING	NO	YDS	AVG	LG	TD				
Carter	4	84	21.0	52	0			Jackson	6	95	15.8	37	0				
Kleinsasser	4	48	12.0	16	0			R. Williams	5	42	8.4	16	0				
Moss	4	48	12.0	29t	1			Wilson	2	23	11.5	18	0				
M. Bennett	3	12	4.0	7	0			Horn	1	41	41.0	41	0				
Chamberlain	2	48	24.0	29	1			Connell	1	9	9.0	9	0				
Morrow	2	38	19.0	28	0			Total	15	210	14.0	41	0				
Reed	2	36	18.0	20	0			INTERCEPTIONS	NO	YDS	AVG	LG	TD				
Chapman	1	13	13.0	13	0			Bellamy	1	0	0.0	0	0				
Walsh	1	5	5.0	5	0			Total	1	0	0.0	0	0				
Total	23	332	14.4	52	2			PUNTING	NO	YDS	AVG	TB	I20	LG			
INTERCEPTIONS	NO	YDS	AVG	LG	TD			Kelly	3	124	41.3	1	2	46			
Kelly	1	-9	-9.0	-9	0			Total	3	124	41.3	1	2	46			
Total	1	-9	-9.0	-9	0			PUNT RET.	NO	YDS	AVG	FC	LG	TD			
PUNTING	NO	YDS	AVG	TB	I20	LG		Berger	4	50	12.5	0	32	0			
Berger	4	190	47.5	0	0	67		Lewis	4	50	12.5	0	32	0			
Total	4	190	47.5	0	0	67		Returns	4	50	12.5	0	32	0			
PUNT RET.	NO	YDS	AVG	FC	LG	TD		KICKOFF RET.	NO	YDS	AVG	FC	LG	TD			
[DOWNED]	2	0	0.0	0	0	0		Lewis	3	89	29.7	0	34	0			
[TOUCHBACK]	1	0	0.0	0	0	0		Returns	3	89	29.7	0	34	0			
Returns	0	0	0.0	0	0	0		OWN	OPP	OUT							
KICKOFF RET.	NO	YDS	AVG	FC	LG	TD		FUMBLES	FUM REC	YDS	TD	FCD REC	YDS	TD	BDS		
Walters	8	178	22.3	0	28	0		Glover	0	0	0	0	1	0	0	0	
Returns	8	178	22.3	0	28	0		R. Williams	1	0	0	0	0	0	0	0	
FUMBLES	FUM REC	YDS	TD	FCD REC	YDS	TD	BDS <td>Turley</td> <td>0</td> <td>1</td> <td>0</td> <td>0</td> <td>0</td> <td>0</td> <td>0</td> <td>0</td>	Turley	0	1	0	0	0	0	0	0	
Walters	8	178	22.3	0	28	0		Mathis	0	0	0	0	1	0	0	0	
Returns	8	178	22.3	0	28	0		Knight	0	0	0	0	0	1	0	0	
OWN	OPP	OUT					<td>Howard</td> <td>0</td> <td>0</td> <td>0</td> <td>0</td> <td>1</td> <td>0</td> <td>0</td> <td>0</td>	Howard	0	0	0	0	1	0	0	0	
Culpepper	2	1	0	0	0	0	0	Oldham	0	0	0	0	0	1	38	1	0
Hovan	0	0	0	0	1	0	0	Total	1	1	0	0	3	2	38	1	0
Carter	1	0	0	0	0	0	0										
Total	3	1	0	0	1	0	0										



2001 GAME-BY-GAME REVIEW

Game #4: Saints 27, Carolina 25

Ericsson Stadium; Charlotte, N.C. (Oct. 14, 2001)

The Saints took advantage of 3 early Carolina turnovers for a 17-0 lead in a driving rain, saw the Panthers rally for a 25-20 advantage in the 4th quarter & won on a final-play 1-yard TD run by RB **Ricky Williams**, 27-25 in a sold out Ericsson Stadium. In the 1st quarter, S **Sammy Knight** recovered a fumbled snap at the Panthers' 12 & QB **Aaron Brooks** found TE **Cam Cleeland** for a 7-0 Saints lead. On Carolina's next possession, Saints LB **Darrin Smith** forced a 2nd fumble which DT **La'Roi Glover** scooped up & rumbled 12 yards to the Carolina 33. The turnover set up a 30-yard **John Carney** FG, for a 10-0 lead with 5:39 to play in the 1st. On Carolina's first possession of the 2nd, LB **Charlie Clemons** intercepted Carolina QB **Chris Weinke** at the Panthers' 31. The pick set up a 2nd Brooks-to-Cleeland TD pass -- this one from 16 yards -- that pushed the Saints' lead to 17-0 with 12:56 left in the half. The Panthers got on the board with 3:59 remaining in the half, on a K **John Kasay** 46-yard FG to pull to 17-3. Late in the half, Carolina got a 52-yard FG by Kasay that cut New Orleans' lead to 17-6 at halftime. Halfway through the 3rd quarter,

Carolina recovered a muffed punt to set up a 9-yard TD pass from Weinke to WR **Donald Hayes**. The 2-point conversion failed & the Saints lead stood at 17-12 with 4:38 to play in the 3rd. Sparked by a 46-yard run by Williams, the Saints took the ball 58 yards in 9 plays on the ensuing possession, capped off by a 39-yard Carney FG with :06 remaining in the 3rd quarter for a 20-12 margin. With 3:42 to go, Weinke brought Carolina back with a 23-yard TD strike to TE **Wesley Walls**. Another failed 2-point conversion kept the score 20-18. After the Carolina defense held New Orleans, **Steve Smith** returned a **Toby Gowin** punt 70 yards for a TD for a 25-20 lead with 1:48 to go. New Orleans then drove 81 yards to the Panthers 1 with :01 left in the game. Williams took a pitch from Brooks around left end & found the end zone for a dramatic win as time expired.

SAINTS NOTES:

- * The victory over the Panthers extended the Saints' win streak over Carolina to 3 games & gave the Saints a 7-6 series lead.
- * The win at the Panthers was the 2nd road win of the season in 3 tries ... it was also the 11th victory under

head coach **Jim Haslett** when leading after 3 quarters (11-0).
* RB **Ricky Williams** rushed for a season-high 147 yards on 31 carries at the Panthers, including a 1-yard run to win the game with no time remaining ... it was his 3rd-best career rushing day, his 9th career 100 plus-yard rushing effort (2nd consecutive) & the 81st 100 yard-plus rushing total in club history ... he also caught 4 passes for 31 yards.
* The Saints had their streak of 16 consecutive drives to finish in opponent territory stopped in the 2nd quarter at Carolina when New Orleans' 4th drive ended with a punt from the Saint 48 with 14:38 remaining ... the streak started with the final 3 drives at the Giants (Sept. 30), continued through all 10 drives vs. Minnesota (Oct. 7) & the first 3 drives at Carolina.

TEAM STATISTICS	N.O.	CAR
TOTAL FIRST DOWNS	21	13
By Rushing	11	1
By Passing	9	10
By Penalty	1	2
3D: M - A - PCT.	6-19-32%	5-14-36%
4D: M - A - PCT.	1-1-100%	0-1-0%
TOTAL NET YARDS	358	218
Total Plays	81	60
Avg. Per Play	4.4	3.6
NET YARDS RUSHING	198	34
Total Rushes	39	20
Avg. Per Play	5.1	1.7
Tackles For Loss-Yds.	1-3	3-7
NET YARDS PASSING	160	184
Sacked-Yds. Lost	2-20	1-12
Gross Yards	180	196
PASSING: A-C-I	40-14-1	39-21-1
Avg. Per Play	3.8	4.6
KICKOFFS: # - EZ - TB	5-3-1	6-2-0
PUNTS: # - Avg.	8-43.5	6-37.8
Had Blocked	0	0
FGs - PATS HAD BLKD.	0-0	0-0
NET PUNTING AVG.	28.3	35.7
TOTAL RET. YARDAGE	16	110
# - Yds. Punt Ret.	4-13	5-102
# - Yds. Kickoff Ret.	6-126	4-104
# - Yds. Int. Ret.	1-3	1-8
PENALTIES: # - Yds.	6-55	4-19
FUMBLES: # - Lost	5-2	5-2
TOUCHDOWNS	3	3
Rushing	1	0
Passing	2	2
Punt Returns	0	1
EXTRA POINTS: M-A	3-3	1-1
Kicking: M-A	3-3	1-1
Passing: M-A	0-0	0-2
FIELD GOALS: M-A	2-2	2-2
RZ: M - A - PCT.	3-5-60%	1-2-50%
G-T-G: M - A - PCT.	1-2-50%	1-1-100%
SAFETIES	0	0
FINAL SCORE	27	25
TIME OF POSSESSION	31:46	28:14

New Orleans Saints (3-1)	10	7	3	7	27
Carolina Panthers (1-4)	0	6	6	13	25

Team	Q	Time	Play Description (Extra Point) (Drive Info)	V-H
NOS	1	8:57	Cleeland 11 yd. pass from Brooks (Carney kick) (2-12, 0:39)	7-0
NOS	1	5:39	Carney 30 yd. FG (6-21, 2:18)	10-0
NOS	2	12:49	Cleeland 16 yd. pass from Brooks (Carney kick) (4-28, 1:42)	17-0
CP	2	3:59	Kasay 46 yd. FG (7-16, 2:49)	17-3
CP	2	1:02	Kasay 52 yd. FG (5-47, 0:32)	17-6
CP	3	4:34	Hayes 9 yd. pass from Weinke (pass failed) (4-15, 2:01)	17-12
NOS	3	0:06	Carney 39 yd. FG (9-58, 4:28)	20-12
CP	4	3:42	Walls 23 yd. pass from Weinke (pass failed) (11-61, 5:01)	20-18
CP	4	1:48	Smith 70 yd. punt return (Kasay kick)	20-25
NOS	4	0:00	R. Williams 1 yd. run (Carney kick) (13-82, 1:48)	27-25

Field Goals (made) and missed

NOS: Carney (30), (39) CP: Kasay (46), (52)
Paid Attendance: 72,049 (sellout) Time: 3:16
Weather: Cloudy with rain, 71 degrees, Humidity: 96%, Wind: S, 16 mph

GAME 4 AT CAROLINA



New Orleans Saints							Carolina Panthers						
RUSHING	ATT	YDS	AVG	LG	TD		RUSHING	ATT	YDS	AVG	LG	TD	
R. Williams	31	147	4.7	46	1		Biakabutuka	13	30	2.3	15	0	
Brooks	7	49	7.0	18	0		Huntley	4	2	0.5	3	0	
McAllister	1	2	2.0	2	0		Weinke	3	2	0.7	3	0	
Total	39	198	5.1	46	1		Total	20	34	1.7	15	0	

PASSING	ATT	CMP	YDS	SK/YD	TD	LG	IN	PASSING	ATT	CMP	YDS	SK/YD	TD	LG	IN
Brooks	40	14	180	2/20	2	24	1	Weinke	39	21	196	1/12	2	47	1
Total	40	14	180	2/20	2	24	1	Total	39	21	196	1/12	2	47	1

RECEIVING	NO	YDS	AVG	LG	TD	RECEIVING	NO	YDS	AVG	LG	TD
Horn	4	78	19.5	23	0	Hayes	7	44	6.3	12	1
R. Williams	4	31	7.8	24	0	Walls	5	61	12.2	23t	1
Cleeland	3	38	12.7	16t	2	Biakabutuka	3	58	19.3	47	0
Jackson	2	25	12.5	14	0	Hoover	2	8	4.0	7	0
Wilson	1	8	8.0	8	0	Muhammad	2	8	4.0	4	0
Total	14	180	12.9	24	2	Smith	1	11	11.0	11	0
						Byrd	1	6	6.0	6	0
						Total	21	196	9.3	47	2

INTERCEPTIONS	NO	YDS	AVG	LG	TD	INTERCEPTIONS	NO	YDS	AVG	LG	TD
Clemons	1	3	3.0	3	0	Evans	1	8	8.0	8	0
Total	1	3	3.0	3	0	Total	1	8	8.0	8	0

PUNTING	NO	YDS	AVG	TB	I20	LG	PUNTING	NO	YDS	AVG	TB	I20	LG
Gowin	8	348	43.5	1	2	57	Sauerbrun	6	227	37.8	0	3	52
Total	8	348	43.5	1	2	57	Total	6	227	37.8	0	3	52

PUNT RET.	NO	YDS	AVG	FC	LG	TD	PUNT RET.	NO	YDS	AVG	FC	LG	TD
Lewis	4	13	3.3	0	9	0	Smith	5	102	20.4	1	70t	1
McAllister	0	0	0.0	1	0	0	[OUT OF BOUNDS]	1	0	0.0	0	0	0
[DOWNED]	1	0	0.0	0	0	0	[TOUCHBACK]	1	0	0.0	0	0	0
Returns	4	13	3.3	1	9	0	Returns	5	102	20.4	1	70t	1

KICKOFF RET.	NO	YDS	AVG	FC	LG	TD	KICKOFF RET.	NO	YDS	AVG	FC	LG	TD
Lewis	6	126	21.0	0	24	0	S. Smith	4	104	26.0	0	44	0
Returns	6	126	21.0	0	24	0	[TOUCHBACK]	1	0	0.0	0	0	0
							Returns	4	104	26.0	0	44	0

OWN							OPP						
FUMBLES	FUM	REC	YDS	TD	FCD	REC	YDS	TD	FCD	REC	YDS	TD	BDS
Lewis	2	1	0	0	0	0	0	0	0	0	0	0	0
Brooks	1	0	-4	0	0	0	0	0	0	0	0	0	1
Knight	0	0	0	0	1	1	0	0	0	0	0	0	0
Glover	1	1	0	0	0	1	12	0	0	0	0	0	0
Smith	0	0	0	0	1	0	0	0	0	0	0	0	0
R. Williams	1	0	0	0	0	0	0	0	0	0	0	0	0
Mitchell	0	0	0	0	1	0	0	0	0	0	0	0	0
Total	5	2	-4	0	3	2	12	0	1				

OWN							OPP						
FUMBLES	FUM	REC	YDS	TD	FCD	REC	YDS	TD	FCD	REC	YDS	TD	BDS
Weinke	2	0	0	0	0	0	0	0	0	0	0	0	0
Smith	1	0	0	0	0	0	0	0	0	0	0	0	1
Biakabutuka	1	0	0	0	1	0	0	0	0	0	0	0	0
Hayes	1	1	0	0	0	0	0	0	0	0	0	0	0
Anderson	0	0	0	0	1	1	0	0	0	0	0	0	0
Hawkes	0	0	0	0	0	1	0	0	0	0	0	0	0
Muhammad	0	1	0	0	0	0	0	0	0	0	0	0	0
Total	5	2	0	0	2	2	0	0	1				



2001 GAME-BY-GAME REVIEW

Game #5: Atlanta 20, Saints 13

Louisiana Superdome; New Orleans, La. (Oct. 21, 2001)

Atlanta broke a 10-10 tie with 10 points in the 4th quarter & held off a New Orleans rally to beat the Saints, 20-13 in a sold out Superdome. On the game's 3rd play, Atlanta QB **Chris Chandler** hit a streaking TE **Alge Crumpler** for a 57-yard TD for a 7-0 lead barely 2 minutes into the contest. Saints QB **Aaron Brooks** was intercepted by CB **Darrien Gordon** at the New Orleans 46 which set up a 31-yard FG by K **Jay Feely** that put Atlanta up 10-0. The Saints responded with an 11-play, 59-yard drive that was capped by a 23-yard FG by K **John Carney** which cut the Falcons lead to 10-3 with 13:15 to play in the half. On the Falcons' ensuing possession, S **Chris Oldham** intercepted Chandler at the New Orleans 37. Brooks found TE **Cam Cleeland** for a 19-yard TD pass that tied the score at 10-10 with 4:43 left in the half. Saints DE **Darren Howard** forced a fumble by RB **Maurice Smith** on Atlanta's opening possession of the 2nd half, with S **Sammy Knight** recovering at the Falcons' 23. The Saints could not capitalize as a 48-yard Carney FG attempt was blocked. After a scoreless 3rd quarter, Chandler hit WR **Shawn Jefferson** for a 39-yard TD

which put Atlanta back in front, 17-10, with 12:53 to go. The Falcons extended their lead to 20-10 on a 38-yard FG by Feely with 2:34 remaining. The Saints came back with a 12-play, 59-yard drive that ended in a 31-yard Carney FG kick that cut the margin to 20-13 with 26 seconds left. The Saints' Knight recovered P **Toby Gowin's** onside kick at the Saint 43. New Orleans drove to Atlanta's 33-yard line with :02 to play, but a pass attempt by Brooks to WR **Robert Wilson** fell incomplete as time expired.

SAINTS NOTES:

* The loss to the Falcons stopped an overall 2-game win streak & a 2-game series win streak over Atlanta.

* RB **Ricky Williams** was 2nd in NFC rushing yards (480) & 2nd in NFC total yards (686) after the Falcons game ... he also caught a career high 9 passes for 65 yards.

* RB **Deuce McAllister** played his 1st game as the Saints' primary kick returner & finished with 111 yards on 5 kickoff returns & 3 fair catches on punt returns.

* The Saints had converted 5 of the last 6 opponent giveaways into points dating back to the final

turnover by Minnesota (Oct. 7) through the Atlanta game.

* The Saints defense had not allowed a 4th down conversion (0-for-6) through the Falcons game.

Atlanta Falcons (3-3)	10	0	0	10	20
New Orleans Saints (3-2)	0	10	0	3	13

Team	Q	Time	Play Description (Extra Point) (Drive Info)	V-H
AF	1	13:09	Crumpler 57 yd. pass from Chandler (Feely kick) (3-76, 1:51)	7-0
AF	1	4:51	Feely 31 yd. FG (9-26, 5:34)	10-0
NOS	2	13:15	Carney 23 yd. FG (11-59, 6:36)	10-3
NOS	2	4:56	Cleeland 19 yd. pass from Brooks (Carney kick) (9-63, 4:43)	10-10
AF	4	12:53	Jefferson 39 yd. pass from Chandler (Feely kick) (4-51, 2:07)	17-10
AF	4	2:34	J. Feely 38 yd. FG (9-35, 4:31)	20-10
NOS	4	0:26	J. Carney 31 yd. FG (12-59, 2:08)	20-13

Field Goals (made) and missed

AF: Feely (31), (38) NOS: Carney (23), 48B, (31)
Paid Attendance: 70,020 (sellout) Time: 3:01
Weather: Indoors

TEAM STATISTICS	ATL	N.O.
TOTAL FIRST DOWNS	12	16
By Rushing	4	4
By Passing	8	11
By Penalty	0	1
3D: M - A - PCT.	5-13-38%	7-17-41%
4D: M - A - PCT.	0-1-0%	0-1-0%
TOTAL NET YARDS	297	278
Total Plays	53	60
Avg. Per Play	5.6	4.1
NET YARDS RUSHING	124	63
Total Rushes	30	24
Avg. Per Play	4.1	2.6
Tackles For Loss-Yds.	2-4	3-4
NET YARDS PASSING	173	213
Sacked-Yds. Lost	2-12	5-30
Gross Yards	185	249
PASSING: A-C-I	21-15-1	39-23-1
Avg. Per Play	7.5	4.8
KICKOFFS: # - EZ - TB	5-1-0	4-1-0
PUNTS: # - Avg.	4-35.5	6-40.3
Had Blocked	0	0
FGs - PATs HAD BLKD.	0-0	1-0
NET PUNTING AVG.	35.5	37.2
TOTAL RET. YARDAGE	26	0
# - Yds. Punt Ret.	3-19	1-0
# - Yds. Kickoff Ret.	3-71	5-129
# - Yds. Int. Ret.	1-7	1-13
PENALTIES: # - Yds.	5-34	3-25
FUMBLES: # - Lost	1-1	1-0
TOUCHDOWNS	2	0
Rushing	0	0
Passing	2	0
EXTRA POINTS: M-A	2-2	1-1
Kicking: M-A	2-2	1-1
FIELD GOALS: M-A	2-2	2-2
RZ: M - A - PCT.	0-1-0%	1-3-33%
G-T-G: M - A - PCT.	0-1-0%	0-0-0%
SAFETIES	0	0
FINAL SCORE	20	13
TIME OF POSSESSION	29:45	30:15

GAME 5 VS. ATLANTA



Atlanta Falcons								New Orleans Saints											
RUSHING			ATT	YDS	AVG	LG	TD	RUSHING			ATT	YDS	AVG	LG	TD				
Smith			22	83	3.8	22	0	R. Williams			21	51	2.4	12	0				
Christian			3	28	9.3	21	0	Brooks			3	12	4.0	12	0				
Chandler			3	9	3.0	6	0	Total			24	63	2.6	12	0				
Thomas			2	4	2.0	2	0												
Total			30	124	4.1	22	0	PASSING	ATT	CMP	YDS	SK/YD	TD	LG	INT				
								Brooks	39	23	249	5/36	1	33	1				
								Total	39	23	249	5/36	1	33	1				
PASSING	ATT	CMP	YDS	SK/YD	TD	LG	INT												
Chandler	20	14	187	2/12	2	57t	1	RECEIVING			NO	YDS	AVG	LG	TD				
Mohr	1	1	-2	0/0	0	-2	0	R. Williams			9	65	7.2	20	0				
Total	21	15	185	2/12	2	57t	1	Horn			5	74	14.8	33	0				
								Jackson			5	46	9.2	17	0				
RECEIVING			NO	YDS	AVG	LG	TD	Wilson			1	24	24.0	24	0				
Crumpler			5	78	15.6	57t	1	Cleeland			1	19	19.0	19t	1				
Jefferson			3	67	22.3	39t	1	McAllister			1	16	16.0	16	0				
Mathis			2	28	14.0	17	0	Connell			1	5	5.0	5	0				
Smith			2	10	5.0	6	0	Total			23	249	10.8	33	1				
Finneran			1	7	7.0	7	0												
Christian			1	-3	-3.0	-3	0	INTERCEPTIONS			NO	YDS	AVG	LG	TD				
Feely			1	-2	-2.0	-2	0	Oldham			1	0	0.0	0	0				
Total			15	185	12.3	57t	2	Total			1	0	0.0	0	0				
								PUNTING			NO	YDS	AVG	TB	I20	LG			
INTERCEPTIONS			NO	YDS	AVG	LG	TD	Gowin			6	242	40.3	0	2	49			
Gordon			1	7	7.0	7	0	Total			6	242	40.3	0	2	49			
Total			1	7	7.0	7	0												
								PUNT RET.			NO	YDS	AVG	FC	LG	TD			
PUNTING			NO	YDS	AVG	TB	I20	LG	McAllister			1	0	0.0	3	0			
Mohr			4	142	35.5	0	0	42	Returns			1	0	0.0	3	0			
Total			4	142	35.5	0	0	42											
								KICKOFF RET.			NO	YDS	AVG	FC	LG	TD			
PUNT RET.			NO	YDS	AVG	FC	LG	TD	McAllister			5	111	22.2	0	30			
Gordon			3	19	6.3	0	11	0	McAfee			0	18	0.0	0	18			
Hudson			0	0	0.0	1	0	0	Returns			5	129	25.8	0	30			
[DOWNED]			2	0	0.0	0	0	0											
Returns			3	19	6.3	1	11	0											
KICKOFF RET.			NO	YDS	AVG	FC	LG	TD											
Vaughn			3	71	23.7	0	26	0											
Returns			3	71	23.7	0	26	0											
								OWN				OPP				OUT			
FUMBLES	FUM	REC	YDS	TD	FCD	REC	YDS	TD	BDS	FUMBLES	FUM	REC	YDS	TD	FCD	REC	YDS	TD	BDS
Smith	1	0	0	0	0	0	0	0	0	Knight	0	0	0	0	0	1	0	0	0
Wiley	0	0	0	0	1	0	0	0	0	Brooks	1	0	0	0	0	0	0	0	0
Total	1	0	0	0	1	0	0	0	0	Turley	0	1	0	0	0	0	0	0	0
								Total	1	1	0	0	0	0	1	0	0	0	



2001 GAME-BY-GAME REVIEW

Game #6: Saints 34, St. Louis 31

Dome at America's Center; St. Louis, Mo. (Oct. 28, 2001)

The Saints, who fell behind by 18 points on 2 occasions, rallied with 25 points in the 3rd quarter to stop previously unbeaten St. Louis, 34-31 on a 27-yard FG by K **John Carney** with 1 second to play in a sold out Dome at America's Center. The Rams offense got on the board just 42 seconds into the game when WR **Az-Zahir Hakim** hit WR **Issac Bruce** for a 51-yard TD on a reverse, giving St. Louis a 7-0 lead. Rams TE **Ernie Conwell** ran in for a 2-yard score for a 14-0 Rams lead at the 10:59 mark of the 1st. New Orleans came back & got on the board with a 33-yard FG by Carney that cut the margin to 14-3 with 7:18 left in the 1st. The Rams had their 3rd TD of the game, a 1-yard TD run by RB **Trung Canidate** on the ensuing series, making the score 21-3. Carney hit his 2nd FG, a 44-yarder with 7:56 to play in the half to pull the Saints to 21-6. Rams K **Jeff Wilkins** answered Carney with a 54-yard FG that made the score 24-6 with 1:26 remaining in the half. Saints rookie RB **Deuce McAllister** opened the 2nd half with a 46-yard kickoff return that gave New Orleans possession on the Rams' 48. WR **Joe Horn** scored his 1st TD of the season on a

46-yard pass from QB **Aaron Brooks** which made the score 24-13 just 57 seconds into the half. Saints S **Sammy Knight** picked off QB **Kurt Warner** on the Rams' next possession & returned the ball 13 yards to the St. Louis 16. Carney made his 3rd FG, a 44-yarder that put the score at 24-16. Saints rookie S **Richard Newsome** forced a fumble by CB **Dre Bly** on the ensuing kickoff and RB **Fred McAfee** recovered at the Rams' 18. Brooks hit Horn for a 6-yard TD, & after an missed 2-point try, the Saints trailed, 24-22. New Orleans' comeback continued when WR **Willie Jackson** gave the Saints their 1st lead on a 49-yard TD grab. After a failed 2-point try, New Orleans led, 28-24 with 7:36 to play in the 3rd. DE **Darren Howard** intercepted & returned the ball 37 yards to the St. Louis 23. New Orleans expanded its lead to 31-24 on a 23-yard FG by Carney. St. Louis tied the game at 31-31 with 7:20 left on a 8-yard TD pass from Warner to WR **Torry Holt**. S **Chris Oldham** recovered a Canidate fumble & returned it to the St. Louis 36 with 4 minutes left & the Saints had an 8-play, 27-yard drive capped by Carney's game-winning kick.

SAINTS NOTES:

* The win over the previously 6-0 Rams was the 1st victory by the Saints over a 6-0 or better team since a 10-3 victory over the 7-0 L.A. Rams on Oct. 22, 1978 in the L.A. Memorial Coliseum.
* The Saints improved their NFC West road record since the start of the 2000 season to 6-0.
* The 18-point comeback (21-3 & 24-6 deficits) was the 2nd-largest in Saints history ... the club record rally is 21 points at Cincinnati on Dec. 20, 1987 ... the Saints trailed 24-3 in the 2nd quarter & rallied to win, 31-24.
* The 25-point 3rd quarter was the 3rd highest in club history ... the Saints scored 28 points in the 3rd at Seattle on Nov. 21, 1976 & 28 in the 2nd quarter vs. Oakland on Dec. 3, 1979 on Monday Night Football.

TEAM STATISTICS		N.O.	STL
TOTAL FIRST DOWNS		15	25
By Rushing		4	4
By Passing		9	20
By Penalty		2	1
3D: M - A - PCT.		2-13-15%	4-10-40%
4D: M - A - PCT.		0-1-0%	1-1-100%
TOTAL NET YARDS		320	474
Total Plays		61	66
Avg. Per Play		5.2	7.2
NET YARDS RUSHING		82	48
Total Rushes		26	16
Avg. Per Play		3.2	3.0
Tackles For Loss-Yds.		5-16	2-3
NET YARDS PASSING		238	426
Sacked-Yds. Lost		4-16	2-10
Gross Yards		254	436
PASSING: A-C-I		31-20-0	48-30-4
Avg. Per Play		6.8	8.5
KICKOFFS: # - EZ - TB		9-3-0	6-1-0
PUNTS: # - Avg.		4-42.5	1-36.0
Had Blocked		0	0
FGs - PATs HAD BLKD.		0-0	0-0
NET PUNTING AVG.		42.3	32.0
TOTAL RET. YARDAGE		98	1
# - Yds. Punt Ret.		1-4	2-1
# - Yds. Kickoff Ret.		6-171	9-172
# - Yds. Int. Ret.		4-94	0-0
PENALTIES: # - Yds.		7-81	8-58
FUMBLES: # - Lost		5-2	5-4
TOUCHDOWNS		3	4
Rushing		0	2
Passing		3	2
EXTRA POINTS: M-A		1-3	4-4
Kicking: M-A		1-1	4-4
Passing: M-A		0-1	0-0
Rushing: M-A		0-1	0-0
FIELD GOALS: M-A		5-5	1-2
RZ: M - A - PCT.		1-5-20%	3-4-75%
G-T-G: M - A - PCT.		1-3-33%	2-2-100%
SAFETIES		0	0
FINAL SCORE		34	31
TIME OF POSSESSION		29:45	30:15

New Orleans Saints (4-2)	3	3	25	3	34
St. Louis Rams (6-1)	14	10	0	7	31

Team	Q	Time	Play Description (Extra Point) (Drive Info)	V-H
SLR	1	14:08	Bruce 1 yd. pass from Hakim (Wilkins kick) (2-74, 0:52)	0-7
SLR	1	10:59	Conwell 2 yd. run (Wilkins kick) (5-44, 2:46)	0-14
NOS	1	7:10	Carney 33 yd. FG (8-56, 3:49)	3-14
SLR	2	13:34	Canidate 1 yd. run (Wilkins kick) (8-74, 3:49)	3-21
NOS	2	7:56	Carney 44 yd. FG (12-66, 5:38)	6-21
SLR	2	1:26	Wilkins 54 yd. FG (8-38, 1:57)	6-24
NOS	3	14:02	Horn 46 yd. pass from Brooks (Carney kick) (2-48, 0:58)	13-24
NOS	3	11:39	Carney 44 yd. FG (4--10, 1:18)	16-24
NOS	3	9:27	Horn 6 yd. pass from Brooks (run failed) (5-18, 2:00)	22-24
NOS	3	7:36	Jackson 49 yd. pass from Brooks (pass failed) (2-54, 0:45)	28-24
NOS	3	3:54	Carney 23 yd FG (5-17, 2:36)	31-24
SLR	4	7:20	Holt 8 yd. pass from Warner (Wilkins kick) (12-87, 6:40)	31-31
NOS	4	0:01	Carney 27 yd. FG (8-27, 3:59)	34-31

Field Goals (made) and missed

NOS: Carney (33), (44), (23), (27) SLR: Wilkins 40WL, (54)
Paid Attendance: 66,189 (sellout) Time: 3:28
Weather: Indoors

GAME 6 AT ST. LOUIS



New Orleans Saints								St. Louis Rams											
RUSHING		ATT	YDS	AVG	LG	TD		RUSHING		ATT	YDS	AVG	LG	TD					
R. Williams		17	77	4.5	19	0		Hakim		2	20	10.0	10	0					
Smith		2	4	2.0	6	0		Canidate		12	19	1.6	6	1					
Brooks		7	1	0.1	9	0		Holcombe		1	7	7.0	7	0					
Total		26	82	3.2	19	0		Conwell		1	2	2.0	2t	1					
								Total		16	48	3.0	10	2					
PASSING	ATT	CMP	YDS	SK/YD	TD	LG	IN	PASSING	ATT	CMP	YDS	SK/YD	TD	LG	IN				
Brooks	31	20	254	4/16	3	49t	0	Warner	47	29	385	2/10	1	42	4				
Total	31	20	254	4/16	3	49t	0	Hakim	1	1	51	0/0	1	51t	0				
								Total	48	30	436	2/10	2	51t	4				
RECEIVING		NO	YDS	AVG	LG	TD		RECEIVING		NO	YDS	AVG	LG	TD					
Horn		8	121	15.1	46t	2		Canidate		10	107	10.7	23	0					
Cleeland		4	43	10.8	14	0		Bruce		7	179	25.6	51t	1					
R. Williams		4	19	4.8	18	0		Conwell		6	44	7.3	13	0					
Jackson		2	52	26.0	49t	1		Holt		5	72	14.4	25	1					
Wilson		1	16	16.0	16	0		Proehl		1	20	20.0	20	0					
B. Williams		1	3	3.0	3	0		Holcombe		1	14	14.0	14	0					
Total		20	254	12.7	49t	3		Total		30	436	14.5	51t	2					
INTERCEPTIONS		NO	YDS	AVG	LG	TD		INTERCEPTIONS		NO	YDS	AVG	LG	TD					
Knight		2	34	17.0	21	0		None											
Howard		1	37	37.0	37	0													
Mathis		1	23	23.0	23	0													
Total		4	94	23.5	37	0													
PUNTING		NO	YDS	AVG	TB	I20	LG	PUNTING		NO	YDS	AVG	TB	I20	LG				
Gowin		4	170	42.5	0	2	50	Baker		1	36	36.0	0	0	36				
Total		4	170	42.5	0	2	50	Total		1	36	36.0	0	0	36				
PUNT RET.		NO	YDS	AVG	FC	LG	TD	PUNT RET.		NO	YDS	AVG	FC	LG	TD				
McAllister		1	4	4.0	0	4	0	Hakim		2	1	0.5	2	3	0				
Returns		1	4	4.0	0	4	0	Returns		2	1	0.5	2	3	0				
KICKOFF RET.		NO	YDS	AVG	FC	LG	TD	KICKOFF RET.		NO	YDS	AVG	FC	LG	TD				
McAllister		6	171	28.5	0	46	0	Bly		5	110	22.0	0	32	0				
Returns		6	171	28.5	0	46	0	Canidate		3	62	20.7	0	23	0				
								Archuleta		1	0	0.0	0	0	0				
								Returns		9	172	19.1	0	32	0				
OWN				OPP				OWN				OPP							
FUMBLES	FUM	REC	YDS	TD	FCD	REC	YDS	TD	BDS	FUMBLES	FUM	REC	YDS	TD	FCD	REC	YDS	TD	BDS
Cleeland	1	0	0	0	0	0	0	0	0	A. Williams	0	0	0	0	1	1	0	0	0
Howard	0	0	0	0	1	0	0	0	0	Davis	0	0	0	0	1	0	0	0	0
Mitchell	0	0	0	0	1	0	0	0	0	Holt	1	0	0	0	0	0	0	0	0
Johnson	0	0	0	0	0	1	0	0	0	Timmerman	0	1	0	0	0	0	0	0	0
Brooks	1	1	-5	0	0	0	0	0	0	Canidate	2	0	0	0	0	0	0	0	0
Newsome	0	0	0	0	1	1	0	0	0	Bly	1	0	0	0	0	0	0	0	0
McAfee	0	0	0	0	0	1	0	0	0	Ahanotu	0	0	0	0	0	1	0	0	0
McAllister	1	1	0	0	0	0	0	0	0	Wistrom	0	0	0	0	1	0	0	0	0
R. Williams	1	0	0	0	0	0	0	0	0	Archuleta	1	0	0	0	0	0	0	0	0
Oldham	0	0	0	0	0	1	43	0	0	Total	5	1	0	0	3	2	0	0	0
Smith	1	1	0	0	0	0	0	0	0										
Total	5	3	-5	0	3	4	43	0	0										

2001 GAME-BY-GAME REVIEW

Game #7: N.Y. Jets 16, Saints 9

Louisiana Superdome; New Orleans, La. (Nov. 4, 2001)

The New York Jets got out to a 13-0 1st half lead & held off the Saints, 16-9 in a Sunday Night Football game in a sold out Superdome. The Jets took the opening kickoff & went up 3-0 on a 39-yard FG by K **John Hall** at the 11:28 mark. The Jets turned a Saints fumble into their 2nd FG, a 47-yarder by Hall, which made the score 6-0 midway through the 1st quarter. Jets QB **Vinny Testaverde** gave New York a 13-0 lead with just over 3 minutes to play in the half, when he hit WR **Laveranues Coles** for a 7-yard TD. New Orleans had a chance to cut the Jets margin late in the half, but LB **Mo Lewis** stepped up and intercepted Saints QB **Aaron Brooks** at the New York 1. After the interception the Jets ran out the clock and took the 13-0 lead into the locker room at halftime. Just 4 minutes into the 3rd quarter, Saints CB **Kevin Mathis** forced a fumble by Jets RB **Curtis Martin** & S **Sammy Knight** recovered for New Orleans. RB **Ricky Williams** plunged into the end zone from 1 yard out 5 plays later, which cut the New York lead to 13-7 with 7:01 left in the 3rd. Later in the 3rd, Saints P **Toby Gowin** pinned New York at its own 3 in the with a high-hanging 49-yard punt.

The Jets' Testaverde was flagged for intentional grounding in the end zone, which resulted in a safety for the Saints defense, which pulled the Saints to 13-9 with 3:45 left in the period. Hall had a chance to put the Jets back up by a TD with 7:18 left in the game, but his 35-yard FG attempt drifted wide left. Hall eventually redeemed himself with a 23-yard FG for a 16-9 lead with 3:27 to play. The Saints defense held RB **Curtis Martin** and the Jets on 4th-&-1 at the New Orleans 46 and took over on downs. Behind Brooks completions to WR **Willie Jackson** & TE **Boo Williams**, the Saints moved the ball to the New York 6. On 2nd-&-3, Brooks ran around left end for a yard, then an on-field scrum broke out. After offsetting facemask penalties, an unnecessary roughness call on T **Kyle Turley** -- who was ejected -- pushed the New Orleans offense back to the Jets' 20. From there, the Jets stopped New Orleans with 2 incompletions & a sack.

SAINTS NOTES:

* The loss stopped a 3-game win streak over the Jets & was the 1st loss to New York in the series since **Nov. 21, 1983**.

* RB **Ricky Williams** passed **Wayne Wilson** for 7th on the Saints career rushing yards list with 2499.

* LB **Charlie Clemons** had 2 sacks to give him 8 on the season ... he had a sack in 5-of-7 games & a sack in each of the last 2 games (3 total during that streak).

* QB **Aaron Brooks** topped his single-season high for passing yardage with 164 yards ... he also had a season-high 50 yards rushing on 8 attempts.

New York Jets (5-3)	6	7	0	3	16
New Orleans Saints (4-3)	0	0	9	0	9

Team	Q	Time	Play Description (Extra Point) (Drive Info)	V-H
NYJ	1	11:28	Hall 39 yd. FG (7-46, 3:32)	3-0
NYJ	1	8:53	Hall 47 yd. FG (4-9, 2:13)	6-0
NYJ	2	2:31	Coles 7 yd. pass from Testaverde (J.Hall kick) (6-43, 3:05)	13-0
NOS	3	7:01	R. Williams 1 yd. run (Carney kick) (5-26, 2:27)	13-7
NOS	3	3:45	Penalty on Testaverde enforced in end zone for a safety	13-9
NYJ	4	3:27	Hall 23 yd. FG (7-20, 3:43)	16-9

Field Goals (made) and missed

NYJ: Hall (39).(47).35WL(23)

Paid Attendance: 70.020 (sellout)

Weather: Indoors

NOS: None

Time: 3:20

TEAM STATISTICS	NYJ	N.O.
TOTAL FIRST DOWNS	12	13
By Rushing	3	5
By Passing	9	7
By Penalty	0	1
3D: M - A - PCT.	6-13-46%	7-16-44%
4D: M - A - PCT.	0-1-0%	0-1-0%
TOTAL NET YARDS	272	245
Total Plays	58	62
Avg. Per Play	4.7	4.0
NET YARDS RUSHING	142	108
Total Rushes	34	27
Avg. Per Play	4.2	4.0
Tackles For Loss-Yds.	2-5	1-1
NET YARDS PASSING	130	138
Sacked-Yds. Lost	2-15	6-26
Gross Yards	145	164
PASSING: A-C-I	22-31-2	29-12-2
Avg. Per Play	5.4	3.9
KICKOFFS: # - EZ - TB	6-3-0	2-0-0
PUNTS: # - Avg.	2-39.5	7-43.4
Had Blocked	0	0
FGs - PATs HAD BLK.D.	0-0	0-0
NET PUNTING AVG.	34.5	38.3
TOTAL RET. YARDAGE	53	10
# - Yds. Punt Ret.	3-36	1-10
# - Yds. Kickoff Ret.	1-31	6-13
# - Yds. Int. Ret.	2-17	1-10
PENALTIES: # - Yds.	6-56	8-63
FUMBLES: # - Lost	2-1	2-2
TOUCHDOWNS	1	1
Rushing	0	1
Passing	1	0
EXTRA POINTS: M-A	1-1	1-1
Kicking: M-A	1-1	1-1
FIELD GOALS: M-A	3-4	0-0
RZ: M - A - PCT.	1-3-33%	1-4-25%
G-T-G: M - A - PCT.	0-1-0%	1-1-100%
SAFETIES	0	1
FINAL SCORE	16	9
TIME OF POSSESSION	33:39	28:21

GAME 7 VS. N.Y. JETS

New York Jets								New Orleans Saints							
RUSHING	ATT	YDS	AVG	LG	TD			RUSHING	ATT	YDS	AVG	LG	TD		
Jordan	7	75	10.7	27	0			R. Williams	19	58	3.1	16	1		
C. Martin	21	66	3.1	12	0			Brooks	8	50	6.3	19	0		
Sowell	2	3	1.5	3	0			Total	27	108	4.0	19	1		
Anderson	1	1	1.0	1	0										
Testaverde	3	-3	-1.0	-1	0			PASSING	ATT	CMP	YDS	SK/YD	TD	LG	INT
Total	34	142	4.2	27	0			Brooks	28	12	164	6/26	0	26	2
								McAllister	1	0	0	0/0	0	0	0
PASSING	ATT	CMP	YDS	SK/YD	TD	LG	INT	Total	29	12	164	6/26	0	26	2
Testaverde	22	13	145	2/15	1	26	1								
Total	22	13	145	2/15	1	26	1								
RECEIVING			NO	YDS	AVG	LG	TD								
Chrebet			4	55	13.8	26	0								
Coles			3	47	15.7	25	1								
Anderson			3	9	3.0	4	0								
Becht			2	34	17.0	24	0								
C. Martin			1	0	0.0	0	0								
Total			13	145	11.2	26	1								
INTERCEPTIONS			NO	YDS	AVG	LG	TD								
Lewis			1	17	17.0	17	0								
Glenn			1	0	0.0	0	0								
Total			2	17	8.5	17	0								
PUNTING			NO	YDS	AVG	TB	I20	LG							
Tupa			2	79	39.5	0	0	45							
Total			2	79	39.5	0	0	45							
PUNT RET.			NO	YDS	AVG	FC	LG	TD							
Morton			3	36	12.0	3	24	0							
[DOWNED]			1	0	0.0	0	0	0							
Returns			3	36	12.0	3	24	0							
KICKOFF RET.			NO	YDS	AVG	FC	LG	TD							
Yeast			1	31	31.0	0	31	0							
Returns			1	31	31.0	0	31	0							
								OWN		OPP				OUT	
FUMBLES	FUM	REC	YDS	TD	FCD	REC	YDS	TD	BDS						
Horn	1	0	0	0	0	0	0	0	0						
R. Williams	0	0	0	0	1	0	0	0	0						
Mathis	0	0	0	0	1	0	0	0	0						
Knight	0	0	0	0	0	1	0	0	0						
Brooks	1	0	0	0	0	0	0	0	0						
Total	2	0	0	0	2	1	0	0	0						



2001 GAME-BY-GAME REVIEW

Game #8: San Francisco 28, Saints 27

3Com Park; San Francisco, Calif. (Nov. 11, 2001)

San Francisco & the Saints hooked up in an offensive shootout, but the 49ers prevailed, 28-27 in a sold out 3Com Park. New Orleans took the opening kickoff & took a 3-0 lead on a 43-yard FG by K **John Carney** with 9:55 left in the 1st quarter. San Francisco grabbed a 7-3 lead late in the quarter when QB **Jeff Garcia** hit WR **Terrell Owens** on a 25-yard TD. Owens added a 2nd TD at the 7:32 mark of the 2nd quarter, this one from 5 yards away for a 14-3 49ers lead. The Saints responded with a 22-yard TD pass from QB **Aaron Brooks** to WR **Joe Horn** & a 2-point conversion pass from Brooks to WR **Willie Jackson** to cut the lead to 14-11 with 6:21 to play in the 1st half. San Francisco came back with a 61-yard TD pass to RB **Kevan Barlow** less than 2 minutes later that pushed the 49er margin to 21-11 with 4:46 to go in the half. Carney hit a 42-yard FG just before halftime to pull the Saints to 21-14. The Saints stopped San Francisco 3&-out on its opening possession of the 2nd half & Carney converted a 35-yard FG that tightened the 49ers advantage to just 21-17 with 9:56 left in the quarter. The Saints finally took a 24-21 lead with a 2nd Brooks-to-Horn hookup, this

time a 6-yard pass with 3:07 left in the 3rd. Following a Saints fumble, the 49ers retook the lead, 28-24, when Garcia hit TE **Eric Johnson** for a 10-yard TD with 11:11 to play in the game. Carney hit his 4th FG of the game, a 36-yarder, which cut San Francisco's lead to 28-27 with 7:56 left. The 49ers ran out the final 3:39 on a 9-play drive as RB **Garrison Hearst** picked up 58 yards on the drive to ice the victory.

SAINTS NOTES:

* The loss stopped a 3-game win streak over the 49ers & was the 1st loss to San Francisco in the series since **Sept. 19, 1999**.

* For the 1st time in the club's history, the Saints had players reach these statistical milestones in the same game: Over 300 yards passing, at least 150 yards receiving & more than 100 yards rushing. QB **Aaron Brooks** had 347 passing yards, WR **Willie Jackson** set career marks with 167 yards on 11 catches & RB **Ricky Williams** had 121 rushing yards.

* QB **Aaron Brooks** threw for 347 yards, the 9th-best passing yard day in club history ... it was Brooks' 2nd 300-yard plus effort of his career &

the 97th in club history ... he finished with 22-of-37 passing & 2 TDs & a 108.7 passer rating.

* WR **Willie Jackson** caught 11 passes for 167 yards (both career highs) ... the 167 receiving yards was the 6th-most in club history, the 2nd 100-yard plus regular season effort in Jackson's Saints career & his 4th career 100 yard-plus game.

* RB **Ricky Williams** rushed for 121 yards ... the 121-yard effort was his 3th 100 yard-plus rushing game of the season & his 10th career 100 yard-plus game ... he passed former RB **Mario Bates** on the Saints all-time rushing yard list.

* In the top offensive output by the Saints so far in 2001, the team posted season highs in 1st downs (24), passing 1st downs (17), total net yards (488), net passing yards (336) & total passing yards (347).

TEAM STATISTICS	N.O.	S.F.
TOTAL FIRST DOWNS	24	21
By Rushing	7	8
By Passing	17	11
By Penalty	0	2
3D: M - A - PCT.	4-11-36%	5-12-42%
4D: M - A - PCT.	0-1-0%	0-0-0%
TOTAL NET YARDS	488	415
Total Plays	70	61
Avg. Per Play	7.0	6.8
NET YARDS RUSHING	152	164
Total Rushes	32	28
Avg. Per Play	4.8	6.3
Tackles For Loss-Yds.	1-2	1-3
NET YARDS PASSING	336	251
Sacked-Yds. Lost	1-11	1-1
Gross Yards	347	252
PASSING: A-C-I	37-22-0	34-21-0
Avg. Per Play	8.8	7.2
KICKOFFS: # - EZ - TB	7-1-1	5-2-1
PUNTS: # - Avg.	3-43.7	6-43.3
Had Blocked	0	0
FGs - PATs HAD BLKD.	0-0	0-0
NET PUNTING AVG.	40.0	34.5
TOTAL RET. YARDAGE	33	11
# - Yds. Punt Ret.	2-33	2-11
# - Yds. Kickoff Ret.	4-77	5-89
# - Yds. Int. Ret.	0-0	0-0
PENALTIES: # - Yds.	8-65	5-55
FUMBLES: # - Lost	1-1	0-0
TOUCHDOWNS	2	4
Rushing	0	0
Passing	2	4
EXTRA POINTS: M-A	2-2	4-4
Kicking: M-A	1-1	4-4
Passing: M-A	1-1	0-0
FIELD GOALS: M-A	4-4	0-0
RZ: M - A - PCT.	1-3-33%	2-3-67%
G-T-G: M - A - PCT.	1-2-50%	0-1-0%
SAFETIES	0	1
FINAL SCORE	27	28
TIME OF POSSESSION	31:14	28:46

New Orleans Saints (4-4)	3	11	10	3	27
San Francisco 49ers (6-2)	7	14	0	7	28

Team	Q	Time	Play Description (Extra Point) (Drive Info)	V-H
NOS	1	9:55	Carney 43 yd. FG (11-42, 5:05)	3-0
SF	1	2:37	Owens 25 yd. pass from Garcia (J.Cortez kick) (8-78, 3:44)	3-7
SF	2	7:25	Owens 5 yd. pass from Garcia (J.Cortez kick) (8-68, 4:34)	3-14
NOS	2	6:13	Horn 22 yd. pass from Brooks (Brooks-Jackson pass) (3-72, 1:12)	11-14
SF	2	4:46	Barlow 61 yd. pass from Garcia (Cortez kick) (3-76, 1:27)	11-21
NOS	2	0:08	Carney 42 yd. FG (10-63, 1:27)	14-21
NOS	3	9:56	Carney 35 yd. FG (7-35, 2:27)	17-21
NOS	3	3:07	Horn 6 yd. pass from Brooks (Carney kick) (10-89, 4:59)	24-21
SF	4	11:06	Johnson 10 yd. pass from Garcia (Cortez kick) (4-30, 2:17)	24-28
SF	4	7:56	Carney 36 yd. FG (8-69, 3:10)	27-28

Field Goals (made) and missed

NOS: Carney (43),(42),(35),(36) SF: None
Paid Attendance: 68,083 (sellout) Time: 3:19
Weather: Cloudy, 68 degrees, Humidity: 70%, Wind: S, 14-18 mph

GAME 8 AT SAN FRANCISCO



New Orleans Saints							San Francisco 49ers								
RUSHING		ATT	YDS	AVG	LG	TD	RUSHING		ATT	YDS	AVG	LG	TD		
R. Williams		24	121	5.0	18	0	Hearst		17	145	8.5	23	0		
Brooks		4	16	4.0	10	0	Barlow		3	12	4.0	7	0		
McAllister		4	15	3.8	11	0	Owens		1	12	12.0	12	0		
Total		32	152	4.8	18	0	Jackson		1	1	1.0	1	0		
							Garcia		4	-6	-1.5	-1	0		
							Total		26	164	6.3	23	0		
PASSING	ATT	CMP	YDS	SK/YD	TD	LG	IN	PASSING	ATT	CMP	YDS	SK/YD	TD	LG	IN
Brooks	37	22	347	1/11	2	63	0	Garcia	34	21	252	1/1	4	61t	0
Total	37	22	347	1/11	2	63	0	Total	34	21	252	1/1	4	61t	0
RECEIVING		NO	YDS	AVG	LG	TD		RECEIVING		NO	YDS	AVG	LG	TD	
Jackson		11	167	15.2	63	0		Owens		8	100	12.5	26	2	
Horn		6	99	16.5	44	2		Barlow		3	80	26.7	61t	1	
R. Williams		3	52	17.3	34	0		Johnson		3	35	11.7	19	1	
McAllister		1	17	17.0	17	0		Hearst		3	15	5.0	6	0	
Smith		1	12	12.0	12	0		Beasley		2	11	5.5	6	0	
Total		22	347	15.8	63	2		Streets		2	11	5.5	12	0	
INTERCEPTIONS		NO	YDS	AVG	LG	TD		Total		21	252	12.0	61t	4	
None								INTERCEPTIONS		NO	YDS	AVG	LG	TD	
								None							
PUNTING		NO	YDS	AVG	TB	I20	LG								
Gowin		3	131	43.7	0	1	50	PUNTING		NO	YDS	AVG	TB <td>I20</td> <td>LG</td>	I20	LG
Total		3	131	43.7	0	1	50	Baker		6	260	43.3	1	2	64
								Total		6	260	43.3	1	2	64
PUNT RET.		NO	YDS	AVG	FC	LG	TD								
McGarity		2	33	16.5	1	32	0	PUNT RET.		NO	YDS	AVG	FC <td>LG</td> <td>TD</td>	LG	TD
[DOWNED]		1	0	0.0	0	0	0	Sutherland		2	11	5.5	1	6	0
[OUT OF BOUNDS]		1	0	0.0	0	0	0	Returns		2	11	5.5	1	6	0
[TOUCHBACK]		1	0	0.0	0	0	0								
Returns		2	33	16.5	1	32	0	KICKOFF RET.		NO	YDS	AVG	FC <td>LG</td> <td>TD</td>	LG	TD
								McAllister		3	59	19.7	0	23	0
KICKOFF RET.		NO	YDS	AVG	FC	LG	TD	McAfee		1	18	18.0	0	18	0
McAllister		3	59	19.7	0	23	0	[TOUCHBACK]		1	0	0.0	0	0	0
McAfee		1	18	18.0	0	18	0	Returns		4	77	19.3	0	23	0
[TOUCHBACK]		1	0	0.0	0	0	0								
Returns		4	77	19.3	0	23	0								
OWN							OPP								
FUMBLES	FUM	REC	YDS	TD	FCD	REC	YDS	TD	BDS						
R. Williams		1	0	0	0	0	0	0	0						
Total		1	0	0	0	0	0	0	0						
OWN							OPP								
FUMBLES	FUM	REC	YDS	TD	FCD	REC	YDS	TD	BDS						
Okefor		0	0	0	0	1	0	0	0						
Plummer		0	0	0	0	0	1	0	0						
Total		0	0	0	0	1	1	0	0						



2001 GAME-BY-GAME REVIEW

Game #9: Saints 34, Indianapolis 20 Louisiana Superdome; New Orleans, La. (Nov. 18, 2001)

The Saints put together their best offensive game of the season to date as they beat Indianapolis, 34-20 in a sold out Superdome. On the game's 1st play, Colts TE **Marcus Pollard** made a one-handed grab of a pass from QB **Peyton Manning** & went 86 yards for a TD just 20 seconds into the game. The Colts extended their lead to 14-0 late in the 1st quarter on a 1-yard TD plunge by RB **Dominic Rhodes**. On the 1st play of the 2nd quarter, Saints TE **Boo Williams** grabbed a 8-yard TD pass from QB **Aaron Brooks** to cut the Colts lead in half with 14:56 left in the 1st half. K **John Carney** helped the Saints slice the Indianapolis lead further on a 46-yard FG with 10:15 left in the 2nd quarter. Brooks gave the Saints a 17-14 lead with 43 seconds left in the half on a 7-yard TD run. Colts K **Mike Vanderjagt** tied the game at 17-17 with a 52-yard FG at the end of the half after a disputed play gave them the scoring opportunity. The Saints retook the lead for good at 24-17 on **Boo Williams'** 2nd TD catch, a 12-yarder from Brooks with 11:35 to go in the 3rd quarter. Carney's 2nd FG of the game, a 40-yarder, extended the Saints lead to 27-17 with 12:08 to play in the game.

Vanderjagt kicked a 41-yard FG with 8:37 remaining to pull the Colts to 27-20. On the Saints next possession, RB **Ricky Williams** scored on a 14-yard TD run to push the New Orleans advantage to 34-20 with 4:35 to go. Indianapolis tried to rally but Saints S **Sammy Knight** picked off Manning with just under 2 minutes remaining to seal the victory.

SAINTS NOTES:

* The victory stretched the Saints win streak over Indianapolis to 5 games, the longest current win streak over any opponent ... the victory also snapped the Saints 2-game overall & home losing streak & evened the club's home record at 2-2.

* QB **Aaron Brooks** had the best passer rating game of his career & 4th-best in Saints history (144.1) with 19-of-22 passing (86.4 percent; 3rd-best in Saints history) for 247 yards, 2 TDs and 0 interceptions.

* RB **Ricky Williams** rushed for 120 yards ... the 121-yard effort was his 4th 100 yard-plus rushing game of the season (2nd consecutive), his 11th career 100 yard-plus game (tied for 2nd on the Saints all-time list with **Rueben Mayes**; 1986-88 & 90).

* WR **Joe Horn** caught 8 passes for

a season-high 148 yards (3rd-highest in his career), including a Saints career-long 56-yard catch that led to the go-ahead TD in the 3rd quarter ... the 148 receiving yards was tied for 16th-most in club history & was his 7th career 100 yard-plus game.

* Rookie TE **Boo Williams** caught the 1st 2 TDs passes of his career ... the last time a Saints rookie had 2 TD catches in a game was former WR **Keith Poole**, who had 2 in the final game of the 1997 season at Kansas City (**Dec. 21, 1997**).

* K **John Carney** was 2-for-2 on FG attempts (46 & 48 yards) which pushed his season total to 23-for-24. S **Sammy Knight** picked off his 6th pass of the season late in the 4th quarter ... the 6 interceptions tied his career high set in 1998 ... the interception was the 23rd of his career (3rd in Saints history).

Indianapolis Colts (4-5)	14	3	0	3	20
New Orleans Saints (5-4)	0	17	7	10	34

Team	Q	Time	Play Description (Extra Point) (Drive Info)	V-H
IC	1	14:40	Pollard 86 yd. pass from Manning (Vanderjagt kick) (1-86, 0:20)	7-0
IC	1	1:14	Rhodes 1 yd. run (Vanderjagt kick) (15-68, 10:08)	14-0
NOS	2	14:56	B. Williams 8 yd. pass from Brooks (Carney kick) (3-28, 1:18)	14-7
NOS	2	10:15	Carney 46 yd. FG (7-31, 2:52)	14-10
NOS	2	0:35	Brooks 7 yd. run (Carney kick) (8-78, 3:16)	14-17
IC	2	0:00	Vanderjagt 52 yd. FG (5-36, 0:35)	17-17
NOS	3	11:35	B. Williams 12 yd. pass from Brooks (Carney kick) (6-72, 3:25)	17-24
NOS	4	12:08	Carney 48 yd. FG (12-54, 6:15)	17-27
IC	4	8:37	Vanderjagt 41 yd. FG (7-55, 3:31)	20-27
NOS	4	4:35	R. Williams 14 yd. run (Carney kick) (7-66, 4:02)	20-34

Field Goals (made) and missed

IC: Vanderjagt (52),(41) NOS: Carney (46),(48)

Paid Attendance: 70,020 (sellout)

Time: 3:07

Weather: Indoors

TEAM STATISTICS		IND	N.O.
TOTAL FIRST DOWNS		18	25
By Rushing		4	8
By Passing		11	14
By Penalty		3	3
3D: M - A - PCT.		6-12-50%	3-9-33%
4D: M - A - PCT.		0-0-0%	0-1-0%
TOTAL NET YARDS		339	378
Total Plays		51	63
Avg. Per Play		6.6	6.0
NET YARDS RUSHING		77	157
Total Rushes		23	37
Avg. Per Play		3.3	4.2
Tackles For Loss-Yds.		2-5	2-3
NET YARDS PASSING		262	221
Sacked-Yds. Lost		0-0	4-28
Gross Yards		262	249
PASSING: A-C-I		28-18-1	22-19-0
Avg. Per Play		9.4	8.5
KICKOFFS: # - EZ - TB		4-0-0	7-2-1
PUNTS: # - Avg.		5-40.6	2-41.0
Had Blocked		0	0
FGs - PATs HAD BLKD.		0-0	0-0
NET PUNTING AVG.		34.8	38.5
TOTAL RET. YARDAGE		5	69
# - Yds. Punt Ret.		2-5	2-29
# - Yds. Kickoff Ret.		6-115	4-124
# - Yds. Int. Ret.		0-0	1-40
PENALTIES: # - Yds.		6-77	6-51
FUMBLES: # - Lost		0-0	0-0
TOUCHDOWNS		2	4
Rushing		1	2
Passing		1	2
EXTRA POINTS: M-A		2-2	4-4
Kicking: M-A		2-2	4-4
FIELD GOALS: M-A		2-2	2-2
RZ: M - A - PCT.		1-2-50%	4-4-100%
G-T-G: M - A - PCT.		1-1-100%	2-2-100%
SAFETIES		0	0
FINAL SCORE		20	34
TIME OF POSSESSION		27:10	32:50

GAME 9 VS. INDIANAPOLIS



Indianapolis Colts							New Orleans Saints								
RUSHING			ATT	YDS	AVG	LG	TD	RUSHING			ATT	YDS	AVG	LG	TD
Rhodes			18	67	3.7	14	1	R. Williams			28	120	4.3	16	1
Manning			4	7	1.8	2	0	Brooks			4	26	6.5	13	1
Harrison			1	3	3.0	3	0	Connell			1	6	6.0	6	0
Total			23	77	3.3	14	1	McAllister			4	5	1.3	3	0
PASSING	ATT	CMP	YDS	SK/YD	TD	LG	IN	PASSING	ATT	CMP	YDS	SK/YD	TD	LG	IN
Manning	28	18	262	0/0	1	86t	1	Brooks	22	19	249	4/28	2	56	0
Total	28	18	262	0/0	1	86t	1	Total	22	19	249	4/28	2	56	0
RECEIVING			NO	YDS	AVG	LG	TD	RECEIVING			NO	YDS	AVG	LG	TD
Harrison			6	55	9.2	17	0	Horn			8	148	18.5	56	0
Pollard			3	126	42.0	86t	1	R. Williams			4	48	12.0	21	0
Rhodes			3	8	2.7	7	0	B. Williams			3	12	4.0	12t	2
Wayne			2	31	15.5	16	0	Jackson			2	26	13.0	17	0
Dilger			2	15	7.5	11	0	McAllister			2	15	7.5	15	0
Insley			1	14	14.0	14	0	Total			19	249	13.1	56	2
Wilkins			1	13	13.0	13	0								
Total			18	262	14.6	86t	1								
INTERCEPTIONS			NO	YDS	AVG	LG	TD	INTERCEPTIONS			NO	YDS	AVG	LG	TD
None								Knight			1	40	40.0	40	0



2001 GAME-BY-GAME REVIEW

Game #10: New England 34, Saints 17 Foxboro Stadium; Foxboro, Mass. (Nov. 25, 2001)

New England took a 20-0 lead in the 1st half, withstood a Saints 3rd quarter rally & beat the Saints, 34-17 in a sold out Foxboro Stadium. New England scored on the game's opening possession when RB **Antowain Smith** took a swing pass from QB **Tom Brady** 41 yards for a TD just 3:25 into the game. Aided by a 42-yard pass interference penalty, the Pats went up 13-0 in the 2nd quarter on a Brady to WR **Troy Brown** TD pass. With 10 seconds left in the 1st half, New England expanded its lead to 20-0 with a 24-yard Brady to WR **Charles Johnson** scoring pass. Saints K **John Carney** put New Orleans on the board midway through the 3rd quarter on a 31-yard FG as the Saints trailed, 20-3. Spurred by a 56-yard catch-and-run by WR **Willie Jackson**, the Saints put their 1st TD on the board with a 3-yard TD run by RB **Ricky Williams** to pull to 20-10. Brady brought New England back on their next possession with his 4th TD pass of the day, a 2-yard strike to FB **Marc Edwards** with 13:28 to play in the game. The Saints answered with a 7-yard TD pass from QB **Aaron Brooks** to Jackson that pulled the Saints to 27-17 with 8:19 left. Smith helped ice

the game for New England with a 3-yard TD run that pushed the Patriots margin to 34-17 with 2:30 to go. The Saints made a last-ditch effort to come back, but S **Lawyer Milloy** intercepted Brooks in the end zone with just under a minute to play. The Patriots took over possession and ran out the clock for the win.

SAINTS NOTES:

* The loss to the Patriots snapped a 3-game road win streak over New England, which was the longest current road win streak over any opponent.

* QB **Aaron Brooks** threw for 307 yards & 1 TD ... the 307 yards marked the 100th time in club history that a QB has thrown for 250 or more yards ... in the last 3 games, Brooks combined for 57-of-98 passing (58.2 percent) for 903 yards, 5 TDs & 2 interceptions.

* WR **Joe Horn** caught 4 passes for 97 yards ... in his last 5 games, he had 548 yards on 31 receptions & averaged 109.6 yards per game over that period.

* The Saints offense had 428 yards of total offense (2nd-highest total of the season) ... the Saints scored on 6-of-10 possessions (4-of-4 on TD

conversions in the red zone & 2-of-2 on TD conversions in goal-to-go situations).

New Orleans Saints (5-5)	0	0	10	7	17
New England Patriots (6-5)	7	13	0	14	34

Team	Q	Time	Play Description (Extra Point) (Drive Info)	V-H
NEP	1	11:35	Smith 41 yd. pass from Brady (Vinatieri kick) (6-85, 3:25)	0-7
NEP	2	7:23	Brown 8 yd. pass from Brady (pass failed) (8-93, 4:06)	0-13
NEP	2	0:10	Johnson 24 yd. pass from Brady (Vinatieri kick) (6-78, 1:40)	0-20
NOS	3	6:59	Carney 31 yd. FG (7-49, 1:19)	3-20
NOS	3	2:11	R. Williams 3 yd. run (Carney kick) (6-83, 2:35)	10-20
NEP	4	13:24	Edwards 2 yd. pass from Brady (Vinatieri kick) (8-80, 3:47)	10-27
NOS	4	8:15	Jackson 7 yd. pass from Brooks (Carney kick) (13-83, 5:09)	17-27
NEP	4	2:25	Smith 3 yd. run (Vinatieri kick) (10-68, 5:50)	17-34

Field Goals (made) and missed

NOS: Carney 48WR, 43B, (31) NEP: Vinatieri 46WL
Paid Attendance: 60,292 (sellout) Time: 3:00
Weather: Cloudy & mild with showers, 62 degrees, Humidity: 100%, Wind: S, 20 mph

TEAM STATISTICS	N.O.	N.E.
TOTAL FIRST DOWNS	23	26
By Rushing	6	10
By Passing	13	14
By Penalty	4	2
3D: M - A - PCT.	6-14-43%	8-13-62%
4D: M - A - PCT.	0-1-0%	0-0-0%
TOTAL NET YARDS	428	432
Total Plays	62	66
Avg. Per Play	6.9	6.4
NET YARDS RUSHING	121	191
Total Rushes	22	38
Avg. Per Play	5.5	5.0
Tackles For Loss-Yds.	1-1	2-6
NET YARDS PASSING	307	241
Sacked-Yds. Lost	1-0	4-17
Gross Yards	307	258
PASSING: A-C-I	39-16-2	26-19-0
Avg. Per Play	7.7	8.0
KICKOFFS: # - EZ - TB	4-1-1	6-0-0
PUNTS: # - Avg.	3-36.7	4-43.0
Had Blocked	0	0
FGs - PATs HAD BLKD.	1-0	0-0
NET PUNTING AVG.	36.7	43.0
TOTAL RET. YARDAGE	16	0
# - Yds. Punt Ret.	2-16	0-0
# - Yds. Kickoff Ret.	6-121	3-57
# - Yds. Int. Ret.	0-0	2-0
PENALTIES: # - Yds.	5-86	6-64
FUMBLES: # - Lost	1-0	2-0
TOUCHDOWNS	2	5
Rushing	1	1
Passing	1	4
EXTRA POINTS: M-A	2-2	4-5
Kicking: M-A	2-2	4-4
Passing: M-A	0-0	0-1
FIELD GOALS: M-A	1-3	0-1
RZ: M - A - PCT.	2-3-67%	3-3-100%
G-T-G: M - A - PCT.	1-1-100%	3-3-100%
SAFETIES	0	0
FINAL SCORE	17	34
TIME OF POSSESSION	24:13	35:47

GAME 10 AT NEW ENGLAND



New Orleans Saints								New England Patriots											
RUSHING		ATT	YDS	AVG	LG	TD		RUSHING		ATT	YDS	AVG	LG	TD					
Brooks		7	65	9.3	26	0		Smith		24	111	4.6	15	1					
R. Williams		15	56	3.7	14	1		Faulk		3	36	12.0	24	0					
Total		22	121	5.5	26	1		Redmond		4	20	5.0	12	0					
								Brady		4	14	3.5	11	0					
PASSING		ATT	CMP	YDS	SK/YD	TD	LG	IN	Edwards		3	10	3.3	4	0				
Brooks		39	16	307	1/0	1	56	2	Total		38	191	5.0	24	1				
Total		39	16	307	1/0	1	56	2											
									PASSING		ATT	CMP	YDS	SK/YD	TD	LG	IN		
RECEIVING			NO	YDS	AVG	LG	TD		Brady		26	19	258	4/17	4	41t	0		
Jackson			5	78	15.6	56	1		Total		26	19	258	4/17	4	41t	0		
Horn			4	97	24.2	50	0												
R. Williams			3	39	13.0	18	0		RECEIVING				NO	YDS	AVG	LG	TD		
Connell			2	49	24.5	38	0		Brown			7	91	13.0	19	1			
B. Williams			2	44	22.0	26	0		Patten			3	47	15.7	27	0			
Total			16	307	19.2	56	1		Smith			3	42	14.0	41t	1			
									Edwards			3	30	10.0	16	1			
INTERCEPTIONS			NO	YDS	AVG	LG	TD		Johnson			2	44	22.0	24t	1			
None									Wiggins			1	4	4.0	4	0			
									Total			19	258	13.6	41t	4			
PUNTING			NO	YDS	AVG	TB	I20	LG	INTERCEPTIONS				NO	YDS	AVG	LG	TD		
Gowin			3	110	36.7	0	1	48	Pleasant			1	0	0.0	0	0			
Total			3	110	36.7	0	1	48	Milloy			1	0	0.0	0	0			
									Total			2	0	0.0	0	0			
PUNT RET.			NO	YDS	AVG	FC	LG	TD											
McGarity			2	16	8.0	0	17	0	PUNTING				NO	YDS	AVG	TB	I20	LG	
[DOWNED]			2	0	0.0	0	0	0	Walter			4	172	43.0	0	3	45		
Returns			2	16	8.0	0	17	0	Total			4	172	43.0	0	3	45		
KICKOFF RET.			NO	YDS	AVG	FC	LG	TD	PUNT RET.				NO	YDS	AVG	FC	LG	TD	
McAllister			4	96	24.0	0	37	0	Brown			0	0	0.0	2	0	0		
McAfee			1	18	18.0	0	18	0	[DOWNED]			1	0	0.0	0	0	0		
Whitehead			1	7	7.0	0	7	0	Returns			0	0	0.0	2	0	0		
Returns			6	121	20.2	0	37	0											
									KICKOFF RET.				NO	YDS	AVG	FC	LG	TD	
FUMBLES			OWN	FUM	REC	YDS	TD	FCD	REC	YDS	TD	BDS							
Brooks			1	0	0	0	0	0	0	0	0	0		2	33	16.5	0	28	0
R. Williams			0	1	4	0	0	0	0	0	0	0		1	24	24.0	0	24	0
Clemmons			0	0	0	0	1	0	0	0	0	0		1	0	0.0	0	0	0
Johnson			0	0	0	0	1	0	0	0	0	0		3	57	19.0	0	28	0
Total			1	1	4	0	2	0	0	0	0	0							



2001 GAME-BY-GAME REVIEW

Game #11: Saints 27, Carolina Panthers 23 Louisiana Superdome, New Orleans, La. (Dec. 2, 2001)

The Saints used a TD pass from QB **Aaron Brooks** to WR **Joe Horn** with 1:31 left to hold off Carolina, 27-23 in a sold out Superdome. Carolina QB **Chris Weinke** put the Panthers up 7-0 with 4:05 left in the 1st quarter on a 6-yard TD run. Saints K **John Carney** put New Orleans on the board with a 42-yard FG midway through the 2nd quarter as Carolina led, 7-3. New Orleans FB **Terrelle Smith** hauled in a deflected (by Carolina LB **Darren Hambrick**) pass from Brooks for a 4-yard TD with 57 seconds left in the 1st half as the Saints led, 10-7 at halftime. Carney hit his 2nd FG of the game, a 24-yarder that expanded the New Orleans lead to 13-7 with 9:01 left in the 3rd. Capitalizing on a fumble recovery & a 30-yard pass interference penalty against New Orleans, the Panthers cut the Saints' lead to 13-10 with a 47-yard FG by K **Jon Kasay** with 2:40 left in the 3rd quarter. New Orleans came right back with a 14-yard Brooks TD pass to WR **Albert Connell** for a 20-10 lead with 14:56 to play in the game. Spurred by an 82-yard kickoff return by WR **Steve Smith** after the Saints TD, the Panthers cut the Saints lead back to 20-13 on a 32-yard FG by

Kasay with 13:09 left. The Panthers tied the game at 20-20 with 5:49 left on a Weinke 1-yard TD plunge. Carolina regained the lead at 23-20 when Kasay hit a 51-yard FG with 2:40 to go. Aided by a 42-yard catch & run by RB **Ricky Williams** on the 1st play of the ensuing series, the Saints drove the ball 74 yards in 4 plays to win on a 17-yard TD catch by Horn with 1:31 remaining. Carolina had a last chance to win after controlling the onside kick, but CB **Fred Thomas** intercepted Weinke on the game's final play to seal the Saints' win.

SAINTS NOTES:

* The win over the Panthers extended the Saints win streak over Carolina to 4 games & gave the Saints their 2nd consecutive season sweep over their NFC West rivals. * RB **Ricky Williams** posted his 5th 100 yard-plus rushing game (10th career) as he became the 1st Saint in club history to rush for 1000 or more yards in consecutive seasons ... he had a career season-high 1014 yards which moved him into 5th place on the club career rushing yard list with 2898 ... he also caught 4 passes for 72 yards (42 catches for a

career season-high 442 receiving yards in 2001), including a career long 42-yard reception in the 4th quarter that helped set up the game-winning TD.

* QB **Aaron Brooks** threw for 330 yards & 3 TD ... the 330 yards marked the 3rd time this season (3 times in the last 4 games) he had 300 or more passing yards (4th career 300 yard-plus effort).

* WR **Joe Horn** caught a career-high 13 passes (2nd-most in club history) for a season-high 150 yards (tied for 15th in Saints history) & the game-winning TD with 1:31 to play.

* FB **Terrelle Smith** caught his 1st TD pass, a 4-yard catch from QB **Aaron Brooks** in the 2nd quarter.

* The Saints defense had a season-high 8 sacks ... 3 of the 4 8-sack games in club history have come vs. Carolina (all in the last 2 seasons).

TEAM STATISTICS	CAR	N.O.
TOTAL FIRST DOWNS	11	25
By Rushing	3	8
By Passing	6	17
By Penalty	2	0
3D: M - A - PCT.	3-12-25%	10-19-53%
4D: M - A - PCT.	0-0-0%	1-1-100%
TOTAL NET YARDS	150	432
Total Plays	48	77
Avg. Per Play	3.1	5.6
NET YARDS RUSHING	49	125
Total Rushes	19	34
Avg. Per Play	2.6	3.7
Tackles For Loss-Yds.	4-7	2-7
NET YARDS PASSING	101	307
Sacked-Yds. Lost	8-60	3-23
Gross Yards	161	330
PASSING: A-C-I	21-11-1	40-26-1
Avg. Per Play	3.5	7.1
KICKOFFS: # - EZ - TB	6-0-0	6-1-0
PUNTS: # - Avg.	6-54.3	5-41.6
Had Blocked	0	0
FGS - PATS HAD BLKD.	0-0	0-0
NET PUNTING AVG.	43.7	37.0
TOTAL RET. YARDAGE	38	64
# - Yds. Punt Ret.	1-3	4-64
# - Yds. Kickoff Ret.	6-185	6-153
# - Yds. Int. Ret.	1-35	1-0
PENALTIES: # - Yds.	3-21	10-85
FUMBLES: # - Lost	1-0	2-1
TOUCHDOWNS	2	3
Rushing	2	0
Passing	0	3
EXTRA POINTS: M-A	2-2	3-3
Kicking: M-A	2-2	3-3
FIELD GOALS: M-A	3-3	2-2
RZ: M - A - PCT.	2-3-67%	3-5-60%
G-T-G: M - A - PCT.	1-1-100%	1-1-100%
SAFETIES	0	0
FINAL SCORE	23	27
TIME OF POSSESSION	22:42	37:18

Carolina Panthers (1-11)	7	0	3	13	23
New Orleans Saints (6-5)	0	10	3	14	27

Team	Q	Time	Play Description (Extra Point) (Drive Info)	V-H
CP	1	4:05	Weinke 6 yd. run (Kasay kick) (7-80, 3:56)	7-0
NOS	2	7:31	Carney 42 yd. FG (8-26, 2:39)	7-3
NOS	2	0:49	Smith 4 yd. pass from Brooks (Carney kick) (8-51, 3:00)	7-10
NOS	3	9:01	Carney 24 yd. FG (11-48, 5:59)	7-13
CP	3	2:40	Kasay 47 yd. FG (4-29, 1:06)	10-13
NOS	4	14:56	Connell 14 yd. pass from Brooks (Carney kick) (6-53, 2:44)	10-20
CP	4	13:09	Kasay 23 yd. FG (4-6, 1:47)	13-20
CP	4	5:49	Weinke 1 yd. run (Kasay kick) (5-31, 2:24)	20-20
CP	4	2:40	Kasay 51 yd. FG (5-19, 0:30)	23-20
NOS	4	1:31	Horn 17 yd. pass from Brooks (Carney kick) (4-74, 1:09)	23-27

Field Goals (made) and missed

CP: Kasay (47),(23),(51) NOS: Carney (42),(24)
Paid Attendance: 70,020 (sellout) Time: 3:12
Weather: Indoors

GAME 11 VS. CAROLINA



Carolina Panthers							New Orleans Saints												
RUSHING	ATT	YDS	AVG	LG	TD		RUSHING	ATT	YDS	AVG	LG	TD							
Huntley	15	41	2.7	12	0		R. Williams	27	102	3.8	15	0							
Weinke	2	7	3.5	6t	2		Brooks	5	18	3.6	8	0							
Goings	2	1	0.5	1	0		McAllister	2	5	2.5	3	0							
Total	19	49	2.6	12	2		Total	34	125	3.7	15	0							
PASSING	ATT	CMP	YDS	SK/YD	TD	LG	IN	PASSING	ATT	CMP	YDS	SK/YD	TD	LG	IN				
Weinke	19	11	161	8/60	0	28	0	Brooks	40	26	330	3/23	3	42	1				
Huntley	1	0	0	0/0	0	0	0	Total	40	26	330	3/23	3	42	1				
Lytle	1	0	0	0/0	0	0	1												
Total	21	11	161	8/60	0	28	1												
RECEIVING		NO	YDS	AVG	LG	TD		RECEIVING		NO	YDS	AVG	LG	TD					
Walls		3	49	16.3	22	0		Horn		13	150	11.5	25	1					
Hayes		2	42	21.0	21	0		R. Williams		4	72	18.0	42	0					
Jeffers		2	32	16.0	21	0		B. Williams		4	69	17.3	23	0					
Byrd		1	28	28.0	28	0		Jackson		3	21	7.0	12	0					
Hetherington		1	5	5.0	5	0		Connell		1	14	14.0	14t	1					
Huntley		1	3	3.0	3	0		Smith		1	4	4.0	4t	1					
Goings		1	2	2.0	2	0		Total		26	330	12.7	42	3					
Total		11	161	14.6	28	0													
INTERCEPTIONS		NO	YDS	AVG	LG	TD		INTERCEPTIONS		NO	YDS	AVG	LG	TD					
Hitchcock		1	35	35.0	35	0		Thomas		1	0	0.0	0	0					
Total		1	35	35.0	35	0		Total		1	0	0.0	0	0					
PUNTING		NO	YDS	AVG	TB	I20	LG	PUNTING		NO	YDS	AVG	TB	I20	LG				
Sauerbrun		6	326	54.3	0	2	70	Gowin		5	208	41.6	1	0	53				
Total		6	326	54.3	0	2	70	Total		5	208	41.6	1	0	53				
PUNT RET.		NO	YDS	AVG	FC	LG	TD	PUNT RET.		NO	YDS	AVG	FC	LG	TD				
Smith		1	3	3.0	2	3	0	McGarity		4	64	16.0	1	42	0				
[DOWNED]		1	0	0.0	0	0	0	[DOWNED]		1	0	0.0	0	0	0				
[TOUCHBACK]		1	0	0.0	0	0	0	Returns		4	64	16.0	1	42	0				
Returns		1	3	3.0	2	3	0												
KICKOFF RET.		NO	YDS	AVG	FC	LG	TD	KICKOFF RET.		NO	YDS	AVG	FC	LG	TD				
Smith		4	171	42.8	0	82	0	McAllister		5	119	23.8	0	40	0				
Broughton		1	11	11.0	0	11	0	McAfee		1	34	34.0	0	34	0				
Hetherington		1	3	3.0	0	3	0	Returns		6	153	25.5	0	40	0				
Returns		6	185	30.8	0	82	0												
OWN							OPP							OUT					
FUMBLES	FUM	REC	YDS	TD	FCD	REC	YDS	TD	BDS	FUMBLES	FUM	REC	YDS	TD	FCD	REC	YDS	TD	BDS
Weinke	1	0	0	0	0	0	0	0	0	Glover	0	0	0	0	1	0	0	0	0
Mitchell	0	1	0	0	0	0	0	0	0	Brooks	2	0	-35	0	0	0	0	0	0
Jenkins	0	0	0	0	0	0	1	0	0	Connell	0	1	0	0	0	0	0	0	0
Total	1	1	0	0	0	1	0	0	0	Total	2	1	-35	0	1	0	0	0	0



2001 GAME-BY-GAME REVIEW

Game #12: Saints 28, Atlanta Falcons 10 Georgia Dome; Atlanta, Ga. (Dec. 9, 2001)

The Saints broke open a tight game with 2 4th quarter TDs to beat Atlanta, 28-10 in the Georgia Dome. The Falcons went up 7-0 with 8:44 left in the 1st quarter on a 1-yard TD run by RB **Maurice Smith**. The Saints evened the score when RB **Deuce McAllister** threw a 12-yard TD pass to WR **Willie Jackson** on a halfback option play with 2:43 to go in the opening quarter. Atlanta CB **Darrick Vaughn** fumbled on the ensuing kickoff return & S **Steve Gleason** recovered the ball for the Saints at the Falcons 20. RB **Ricky Williams** gave the Saints a 14-7 advantage 2 plays later on a 1-yard scoring plunge. The Saints were denied a 21-7 lead when an apparent 60-yard fumble return for a TD by CB **Fred Thomas** was overturned by replay after Atlanta challenged the call on the field. On the review, officials ruled the play an incomplete pass to WR **Shawn Jefferson**. In the 2nd quarter, RB **Travis Jervey** forced & recovered a fumble from Saints WR **Wane McGarity** on a punt return, which gave the Falcons the ball at the Saints' 20. Atlanta capitalized with a 22-yard FG by K **Jay Feely** to cut the Saints lead to 14-10. Atlanta took the 2nd half kick-

off and drove to the Saints 17, but came away with no points after a sack by S **Chris Oldham** and a missed 40-yard FG attempt by Feely. The Saints finally got some breathing room after a 50-yard TD pass from QB **Aaron Brooks** to WR **Joe Horn** with 12:20 left pushed the New Orleans lead to 21-10. McAllister put the game out of reach with a 54-yard TD run with 8:16 remaining in the game.

SAINTS NOTES:

* The victory gave the Saints 3 wins in the last 4 games over the Falcons ... it was the 14th road victory in the series, which tied for the most vs. any opponent (14 road wins at the Rams, L.A. & St. Louis) ... the 27 all-time regular season victories over Atlanta is 2nd-most in Saints history behind 28 over the Rams.

* The Saints defense tied a club record with 9 sacks at the Falcons ... the Saints also had 9 sacks vs. the L.A. Rams on Dec. 1, 1985 in a 29-3 victory ... the Saints have 17 sacks in the last 2 games (the most 2-game total in club history) & 6 games with 4 or more sacks this season.

* WR **Joe Horn** caught 7 passes for 138 yards, including a 50-yard TD

catch in the 4th quarter as he became the 2nd player in club history to reach the 1000-yard mark in reception yards in consecutive seasons (**Eric Martin** - 1988-89) ... it marked the 5th time in his career that he had 138 or more yards receiving in a game as a Saint, the most in club history (**Martin & Danny Abramowicz** - 4 each).

* Rookie RB **Deuce McAllister** threw for a TD & ran for a TD ... the last time a Saints non-QB threw & ran for a TD in the same game was on Sept. 21, 1997 when RB **Mario Bates** threw a 21-yard TD pass & posted TD runs of 2 & 74 yards in a 35-17 victory at the Superdome.

* K **John Carney** had 4 points (4 PAT) for 103 points on the season ... he reached the 100-point mark for the 6th time in his career (his 1st since 1999).

New Orleans Saints (7-5)	14	0	0	14	28
Atlanta Falcons (6-6)	7	3	0	0	10

Team	Q	Time	Play Description (Extra Point) (Drive Info)	V-H
AF	1	8:44	Smith 1 yd. run (Feely kick) (9-71, 6:16)	0-7
NOS	1	2:43	Jackson 12 yd. pass from McAllister (Carney kick) (11-68, 6:01)	7-7
NOS	1	1:45	R. Williams 1 yd. run (Carney kick) (2-20, 0:47)	14-7
AF	2	7:28	Feely 22 yd. FG (5-16, 2:39)	14-10
NOS	4	12:20	Horn 50 yd. pass from Brooks (Carney kick) (1-50, 0:08)	21-10
NOS	4	8:16	McAllister 54 yd. run (Carney kick) (4-65, 2:04)	28-10

Field Goals (made) and missed

NOS: None
Paid Attendance: 68,826
Weather: Indoors

AF: Feely (22), 40WR
Time: 3:04

TEAM STATISTICS	N.O.	ATL
TOTAL FIRST DOWNS	19	20
By Rushing	5	4
By Passing	13	10
By Penalty	1	6
3D: M - A - PCT.	6-12-50%	2-11-18%
4D: M - A - PCT.	0-0-0%	0-1-0%
TOTAL NET YARDS	379	230
Total Plays	55	62
Avg. Per Play	6.9	3.7
NET YARDS RUSHING	114	50
Total Rushes	21	21
Avg. Per Play	5.4	2.4
Tackles For Loss-Yds.	5-16	4-14
NET YARDS PASSING	265	180
Sacked-Yds. Lost	3-26	9-53
Gross Yards	291	233
PASSING: A-C-I	31-21-0	32-18-1
Avg. Per Play	7.8	4.4
KICKOFFS: # - EZ - TB	5-3-1	3-1-0
PUNTS: # - Avg.	5-44.0	5-51.4
Had Blocked	0	0
FGS - PATS HAD BLKD.	0-0	0-0
NET PUNTING AVG.	38.4	47.4
TOTAL RET. YARDAGE	41	8
# - Yds. Punt Ret.	3-20	3-8
# - Yds. Kickoff Ret.	3-69	4-66
# - Yds. Int. Ret.	1-21	0-0
PENALTIES: # - Yds.	10-67	10-83
FUMBLES: # - Lost	2-2	3-1
TOUCHDOWNS	4	1
Rushing	2	1
Passing	2	0
EXTRA POINTS: M-A	4-4	1-1
Kicking: M-A	4-4	1-1
FIELD GOALS: M-A	0-0	1-0
RZ: M - A - PCT.	2-4-50%	1-3-33%
G-T-G: M - A - PCT.	1-2-50%	1-2-50%
SAFETIES	0	0
FINAL SCORE	28	10
TIME OF POSSESSION	26:39	33:21

GAME 12 AT ATLANTA



New Orleans Saints								Atlanta Falcons									
RUSHING								RUSHING									
McAllister	ATT	YDS	AVG	LG	TD			Christian	ATT	YDS	AVG	LG	TD				
R. Williams	15	41	2.7	18	1			Smith	12	7	0.6	7	1				
Brooks	5	19	3.8	16	0			Chandler	3	3	1.0	4	0				
Total	21	114	5.4	54t	2			Total	21	50	2.4	13	1				
PASSING								PASSING									
Brooks	ATT	CMP	YDS	SK/YD	TD	LG	IN	Chandler	ATT	CMP	YDS	SK/YD	TD	LG	IN		
McAllister	1	1	12	0/0	1	12t	0	Total	32	18	233	9/53	0	35	1		
Total	31	21	291	3/26	2	50t	0		32	18	233	9/53	0	35	1		
RECEIVING								RECEIVING									
Horn	NO	YDS	AVG	LG	TD			Finneran	NO	YDS	AVG	LG	TD				
R. Williams	7	138	19.7	50t	1			Christian	6	92	15.3	35	0				
Jackson	5	42	8.4	13	0			Martin	5	50	10.0	22	0				
Wilson	4	46	11.5	16	1			Mathis	2	23	11.5	13	0				
B. Williams	1	44	44.0	44	0			Jefferson	2	18	9.0	10	0				
McAllister	1	9	9.0	9	0			Smith	1	20	20.0	20	0				
Hall	1	8	8.0	8	0			Kelly	1	17	17.0	17	0				
McGarity	1	6	6.0	6	0			Total	1	13	13.0	13	0				
Total	21	291	13.9	50t	2				18	233	12.9	35	0				
INTERCEPTIONS								INTERCEPTIONS									
Bellamy	NO	YDS	AVG	LG	TD			None	NO	YDS	AVG	LG	TD				
Total	1	21	21.0	21	0												
PUNTING								PUNTING									
Gowin	NO	YDS	AVG	TB	I20	LG		Mohr	NO	YDS	AVG	TB	I20	LG			
Total	5	220	44.0	1	3	54		Total	5	257	51.4	0	1	55			
PUNT RET.								PUNT RET.									
McGarity	NO	YDS	AVG	FC	LG	TD		Gordon	NO	YDS	AVG	FC	LG	TD			
[DOWNED]	3	20	6.7	1	8	0		[DOWNED]	3	8	2.7	0	8	0			
Returns	1	0	0.0	0	0	0		[TOUCHBACK]	1	0	0.0	0	0	0			
KICKOFF RET.								KICKOFF RET.									
McAllister	NO	YDS	AVG	FC	LG	TD		Returns	NO	YDS	AVG	FC	LG	TD			
Returns	3	69	23.0	0	28	0		Vaughn	3	72	24.0	0	26	0			
FUMBLES								FUMBLES									
Gleason	OWN	FUM	REC	YDS	TD	FCD	REC	YDS	TD	FCD	REC	YDS	TD	FCD	REC	YDS	TD
McGarity	0	0	0	0	0	1	0	0	0	0	1	0	0	0	0	0	0
Hall	1	0	0	0	0	0	0	0	0	0	0	0	0	0	0	0	0
Glover	0	0	0	0	0	1	0	0	0	0	0	0	0	0	0	0	0
Total	2	0	0	0	0	1	1	0	0	0	2	0	0	0	0	0	0
Vaughn	1	0	0	0	0	0	1	0	0	0	0	0	0	0	0	0	0
Chandler	2	1	-3	0	0	0	0	0	0	0	0	0	0	0	0	0	0
Smith	0	1	0	0	0	0	0	0	0	0	0	0	0	0	0	0	0
Jervey	0	0	0	0	0	1	0	0	0	0	0	0	0	0	0	0	0
Simoneau	0	0	0	0	0	1	0	0	0	0	0	0	0	0	0	0	0
Stewart	0	0	0	0	0	0	1	0	0	0	0	0	0	0	0	0	0
Total	3	2	-3	0	0	2	2	0	0	0	2	0	0	0	0	0	0



2001 GAME-BY-GAME REVIEW

Game #13: St. Louis Rams 34, Saints 21 Louisiana Superdome; New Orleans, La. (Dec. 17, 2001)

In New Orleans' 1st Monday Night Football appearance since 1994, the Saints were beaten by St. Louis, 34-21 in front of a standing room only crowd at the Superdome. FB **Terrelle Smith** gave the Saints an early 7-0 lead when he caught a 4-yard TD pass from QB **Aaron Brooks** at the 5:51 mark of the opening quarter. St. Louis QB **Kurt Warner** tied the game when he connected with WR **Isaac Bruce** on a 6-yard TD pass with 24 seconds to play in the 1st quarter. Bruce caught 11-yard TD pass from Warner to put the Rams ahead 14-7 with 9:31 to play in the 1st half. Saints special teams ace **Fred McAfee** recovered St. Louis WR **Az-Zahir Hakim's** muffed punt return at the New Orleans 38. WR **Joe Horn** tied the score 4 plays later when he caught a 6-yard TD pass from Brooks. The Rams regained the lead just before halftime when Warner hit RB **Marshall Faulk** for a 4-yard touchdown that put St. Louis up 21-14 with 28 seconds to play. Warner threw a 3rd TD pass to Bruce with 10:05 left in the 3rd quarter, a 40-yarder that extended the Rams lead to 28-14. On the ensuing series, the Saints moved the ball all the way to the St.

Louis 5, then overcame 4 straight penalties with a 28-yard TD pass from Brooks to WR **Willie Jackson** that cut the Rams margin to 28-21 with 3:45 to play in the 3rd. Rams K **Jeff Wilkins** put St. Louis up by 31-21 when his 42-yard FG try banked off the left upright & went through with 14:18 to play. Wilkins added his 2nd FG, a 27-yarder, on the Rams next series, which pushed their lead to 34-21. With just over 6 minutes left in the game, the Saints seemed close to mounting a comeback as they moved the ball to the St. Louis 14. But CB **Dre Bly** ended the Saints comeback effort when he intercepted Brooks in the end zone.

SAINTS NOTES:

* Despite the loss to the Rams, the Saints have won 3 of the last 4 regular season meetings between the clubs ... the Rams have won the last 3 meetings in the Superdome ... it was the 64th & final regular season game between the NFC West rivals ... the Saints move into the NFC South for the 2002 season.

* The Saints defense held the Rams to 56 yards rushing, the 3rd straight game that an opponent had under 100 yards rushing & the 7th time in

2001 ... it was the 1st time this season that the Saints lost when holding an opponent under 100 yards (6-1).

* WR **Willie Jackson** caught 8 passes for 156 yards & 1 TD ... it was his 3rd 100 yard-plus receiving effort ... he has a TD catch in each of the last 2 games.

* WR **Joe Horn** caught a TD pass for the 3rd straight game, one shy of tying the club mark of 4 held by several, last by **Quinn Early** (Nov. 12 through Dec. 3, 1995).

* The paid crowd of 70,332 was the 2nd-largest crowd to see a Saints game in the history of the Louisiana Superdome ... the Dome record is 70,940 set vs. Atlanta on Sept. 2, 1979.

St. Louis Rams (11-2)	7	14	7	6	34
New Orleans Saints (7-6)	7	7	7	0	21

Team	Q	Time	Play Description (Extra Point) (Drive Info)	V-H
NOS	1	5:46	Smith 4 yd. pass from Brooks (Carney kick) (9-44, 4:54)	0-7
SLR	1	0:24	Bruce 6 yd. pass from Warner (Wilkins kick) (8-41, 5:22)	7-7
SLR	2	9:31	Bruce 11 yd. pass from Warner (Wilkins kick) (8-75, 3:46)	14-7
NOS	2	1:56	Horn 6 yd. pass from Brooks (Carney kick) (4-38, 0:59)	14-14
SLR	2	0:28	Faulk 4 yd. pass from Warner (Wilkins kick) (7-79, 1:28)	21-14
SLR	3	10:07	Bruce 40 yd. pass from Warner (Wilkins kick) (2-38, 1:02)	28-14
NOS	3	3:45	Jackson 28 yd. pass from Brooks (Carney kick) (9-77, 6:22)	28-21
SLR	4	14:18	Wilkins 43 yd. FG (4--5, 1:22)	31-21
SLR	4	7:55	J. Wilkins 27 yd. FG (9-42, 5:07)	34-21

Field Goals (made) and missed

SLR: Wilkins (43),(27)

Paid Attendance: 70,332 (SRO)

Weather: Indoors

NOS: None

Time: 3:39

TEAM STATISTICS	STL	N.O.
TOTAL FIRST DOWNS	21	17
By Rushing	3	2
By Passing	15	13
By Penalty	3	2
3D: M - A - PCT.	6-12-50%	5-13-38%
4D: M - A - PCT.	0-0-0%	0-2-0%
TOTAL NET YARDS	365	310
Total Plays	61	64
Avg. Per Play	6.0	4.8
NET YARDS RUSHING	56	68
Total Rushes	25	19
Avg. Per Play	2.2	3.6
Tackles For Loss-Yds.	3-11	3-4
NET YARDS PASSING	309	242
Sacked-Yds. Lost	4-29	5-27
Gross Yards	338	269
PASSING: A-C-I	32-23-0	40-23-2
Avg. Per Play	8.6	5.4
KICKOFFS: # - EZ - TB	7-2-0	4-2-0
PUNTS: # - Avg.	4-34.0	5-47.2
Had Blocked	0	0
FGs - PATs HAD BLKD.	0-0	0-0
NET PUNTING AVG.	32.3	36.4
TOTAL RET. YARDAGE	54	7
# - Yds. Punt Ret.	5-54	1-7
# - Yds. Kickoff Ret.	3-84	7-173
# - Yds. Int. Ret.	2-0	0-0
PENALTIES: # - Yds.	11-85	16-132
FUMBLES: # - Lost	3-2	0-0
TOUCHDOWNS	4	3
Rushing	0	0
Passing	4	3
EXTRA POINTS: M-A	4-4	3-3
Kicking: M-A	4-4	3-3
FIELD GOALS: M-A	2-2	0-0
RZ: M - A - PCT.	2-3-67%	3-3-100%
G-T-G: M - A - PCT.	3-5-60%	3-4-75%
SAFETIES	0	0
FINAL SCORE	34	21
TIME OF POSSESSION	31:32	28:28

GAME 13 VS. ST. LOUIS



St. Louis Rams							New Orleans Saints												
RUSHING		ATT	YDS	AVG	LG	TD	RUSHING		ATT	YDS	AVG	LG	TD						
Faulk		22	54	2.5	15	0	R. Williams		14	57	4.1	16	0						
Warner		3	2	0.7	2	0	Brooks		3	6	2.0	3	0						
Total		25	56	2.2	15	0	McAllister		1	6	6.0	6	0						
							Carney		1	-1	-1.0	-1	0						
							Total		19	68	3.6	16	0						
PASSING	ATT	CMP	YDS	SK/YD	TD	LG	IN	PASSING	ATT	CMP	YDS	SK/YD	TD	LG	IN				
Warner	32	23	338	4/29	4	40t	0	Brooks	40	23	269	5/27	3	34	2				
Total	32	23	338	4/29	4	40t	0	Total	40	23	269	5/27	3	34	2				
RECEIVING		NO	YDS	AVG	LG	TD	RECEIVING		NO	YDS	AVG	LG	TD						
Faulk		8	51	6.4	15	1	Jackson		8	156	19.5	34	1						
Bruce		5	86	17.2	40t	3	McAllister		5	44	8.8	12	0						
Holt		4	55	13.8	22	0	R. Williams		4	13	3.3	9	0						
Conwell		3	63	21.0	33	0	Horn		3	31	10.3	16	1						
Proehl		2	50	25.0	26	0	Cleeland		2	21	10.5	12	0						
Hakim		1	33	33.0	33	0	Smith		1	4	4.0	4t	1						
Total		23	338	14.7	40t	4	Total		23	269	11.7	34	3						
INTERCEPTIONS		NO	YDS	AVG	LG	TD	INTERCEPTIONS		NO	YDS	AVG	LG	TD						
Bly		1	0	0.0	0	0	None												
Wistrom		1	0	0.0	0	0													
Total		2	0	0.0	0	0													
PUNTING		NO	YDS	AVG	TB	I20	LG	PUNTING	NO	YDS	AVG	TB	I20	LG					
Baker		4	136	34.0	0	2	39	Gowin	5	236	47.2	0	1	54					
Total		4	136	34.0	0	2	39	Total	5	236	47.2	0	1	54					
PUNT RET.		NO	YDS	AVG	FC	LG	TD	PUNT RET.	NO	YDS	AVG	FC	LG	TD					
Hakim		5	54	10.8	0	21	0	McGarity	1	7	7.0	3	7	0					
Returns		5	54	10.8	0	21	0	Returns	1	7	7.0	3	7	0					
KICKOFF RET.		NO	YDS	AVG	FC	LG	TD	KICKOFF RET.	NO	YDS	AVG	FC	LG	TD					
Canidate		3	84	28.0	0	40	0	McAllister	6	163	27.2	0	37	0					
Returns		3	84	28.0	0	40	0	McAfee	1	10	10.0	0	10	0					
								Returns	7	173	24.7	0	37	0					
OWN		OPP					OUT		OWN		OPP					OUT			
FUMBLES	FUM	REC	YDS	TD	FCD	REC	YDS	TD	BDS	FUMBLES	FUM	REC	YDS	TD	FCD	REC	YDS	TD	BDS
Hakim	1	0	0	0	0	0	0	0	0	McAfee	0	0	0	0	0	1	0	0	0
Conwell	1	1	0	0	0	0	0	0	0	Howard	0	0	0	0	1	0	0	0	0
Warner	1	0	0	0	0	0	0	0	0	Knight	0	0	0	0	1	1	0	0	0
Total	3	1	0	0	0	0	0	0	0	Total	0	0	0	0	2	2	0	0	0

OWN										OPP										OUT		
FUMBLES	FUM	REC	YDS	TD	FCD	REC	YDS	TD	BDS	FUMBLES	FUM	REC	YDS	TD	FCD	REC	YDS	TD	BDS			
Hakim	1	0	0	0	0	0	0	0	0	McAfee	0	0	0	0	0	1	0	0	0			
Conwell	1	1	0	0	0	0	0	0	0	Howard	0	0	0	0	1	0	0	0	0			
Warner	1	0	0	0	0	0	0	0	0	Knight	0	0	0	0	1	1	0	0	0			
Total	3	1	0	0	0	0	0	0	0	Total	0	0	0	0	2	2	0	0	0			

2001 GAME-BY-GAME REVIEW

Game #14: Tampa Bay Buccaneers 48, Saints 21
Raymond James Stadium: Tampa, Fla. (Dec. 23, 2001)

Tampa Bay got out to a fast start as the Buccaneers rolled up a 30-0 half-time lead on the way to a 48-21 victory over the Saints in a sold out Raymond James Stadium. Tampa Bay's **Aaron Stecker** returned the opening kickoff 86 yards which set up a 14-yard TD pass from QB **Brad Johnson** to WR **Karl Williams** that gave the Bucs a quick 7-0 lead just 1:06 into the game. CB **Ronde Barber** intercepted Saints QB **Aaron Brooks** on New Orleans' first possession. RB **Mike Alstott** scored from 1 yard out 4 plays later to put the Bucs up 14-0. **Martin Gramatica** hit a 20-yard FG with 3:38 left in the 1st quarter to push the Tampa Bay lead to 17-0. Gramatica's 2nd FG, a 24-yarder, gave the Bucs a 20-0 advantage. Johnson hit RB **Warrick Dunn** for a 17-yard TD pass with 1:07 to go in the 1st half for a 27-0 lead. After an interception, the Bucs' Gramatica connected on a 32-yard FG for a 30-0 margin with 14 seconds to play in the half. The Saints scored with 8:09 left in the 3rd quarter, when Brooks connected with WR **Joe Horn** for an 11-yard TD pass. Gramatica added his 4th FG of the day, a 27-yarder, to make the score 33-7 late in the 3rd. New Orleans

scored again when TE **Boo Williams** hauled in a 16-yard TD pass from Brooks with 14:54 left in the 4th quarter to pull the Saints to 33-14. Johnson threw a 4-yard TD pass to TE **Dave Moore** midway through the 4th quarter for a 40-14 lead. The Saints came back on the ensuing series with a 10-yard TD catch by Horn, his 2nd of the game, which made the score 40-21 with 5:16 left. On the next New Orleans series, Barber had his 3rd interception of the day, which he returned 36 yards for a TD. Former Tulane QB **Shaun King** ran in the 2-point conversion for the final margin.

SAINTS NOTES:

* Despite the loss to the Buccaneers, the Saints have won 4 of the last 7 regular season meetings between the clubs ...the teams will begin playing twice a season as members of the NFC South in 2002.

* WR **Joe Horn** tied the club season record with 9 TD catches (**Henry Childs** - 9, 1977) ... he also caught a TD pass for the 4th straight game, which tied the club mark, held by several players, last by **Quinn Early** (Nov. 12 through Dec. 3, 1995).

* S Sammy Knight had the biggest

tackle day of his career as he posted 22 total tackles (11 solo) ... he also had 1 pass defense.

New Orleans Saints (7-7)	0	0	7	14	21
Tampa Bay Buccaneers (8-6)	17	13	3	15	48

Team	Q	Time	Play Description (Extra Point) (Drive Info)	V-H
TBB	1	13:54	Williams 14 yd. pass from B. Johnson (Gramatica kick) (2-14, 1:06)	0-7
TBB	1	10:10	Alstott 1 yd. run (Gramatica kick) (4-12, 2:07)	0-14
TBB	1	3:38	Gramatica 20 yd. FG (12-85, 4:54)	0-17
TBB	2	7:05	Gramatica 24 yd. FG (12-62, 6:03)	0-20
TBB	2	1:07	Dunn 17 yd. pass from B. Johnson (Gramatica kick) (8-80, 3:31)	0-27
TBB	2	0:14	Gramatica 32 yd. FG (4-2, 0:32)	0-30
NOS	3	8:09	Horn 11 yd. pass from Brooks (Carney kick) (9-77, 3:55)	7-30
TBB	3	2:08	Gramatica 27 yd. FG (11-62, 6:01)	7-33
NOS	4	14:54	B. Williams 16 yd. pass from Brooks (Carney kick) (6-72, 2:14)	14-33
TBB	4	9:03	Moore 4 yd. pass from B. Johnson (Gramatica kick) (10-39, 5:51)	14-40
NOS	4	5:16	Horn 10 yd. pass from Brooks (Carney kick) (10-58, 3:47)	21-40
TBB	4	2:00	Barber 36 yd. interception return (King run)	21-48

Field Goals (made) and missed

NOS: None **TBB:** Gramatica (20),(24),(32),(27)
Paid Attendance: 65,526 (sellout) **Time:** 3:05
Weather: Partly cloudy & mild, 74 degrees, Humidity: 64%, Wind: SE, 9 mph

TEAM STATISTICS	N.O.	T.B.
TOTAL FIRST DOWNS	16	23
By Rushing	1	10
By Passing	14	12
By Penalty	1	1
3D: M - A - PCT.	4-12-33%	5-13-38%
4D: M - A - PCT.	0-0-0%	1-1-100%
TOTAL NET YARDS	271	3
Total Plays	54	70
Avg. Per Play	5.0	5.2
NET YARDS RUSHING	41	157
Total Rushes	13	39
Avg. Per Play	3.2	4.0
Tackles For Loss-Yds.	2-4	1-5
NET YARDS PASSING	230	207
Sacked-Yds. Lost	3-18	0-0
Gross Yards	248	207
PASSING: A-C-I	38-21-4	31-16-0
Avg. Per Play	5.6	6.7
KICKOFFS: # - EZ - TB	4-1-0	10-2-0
PUNTS: # - Avg. - 5B	3-42.7	3-42.7
Had Blocked	0-0	0-0
FGs - PATs Had BKLD.	0-0	0-0
NET PUNTING AVG.	33.8	32.7
TOTAL RET. YARDAGE	10	85
# - Yds. Punt Ret.	2-10	1-0
# - Yds. Kickoff Ret.	9-179	2-107
# - Yds. Int. Ret.	0-0	4-65
PENALTIES: # - Yds.	3-23	5-40
FUMBLES: # - Lost	0-0	0-0
TOUCHDOWNS	3	5
Rushing	0	1
Passing	3	3
Interceptions	0	1
EXTRA POINTS: M-A	3-3	5-5
Kicking: M-A	3-3	4-4
Rushing: M-A	0-0	1-1
FIELD GOALS: M-A	0-0	4-4
RZ: M - A - PCT.	3-3-100%	4-8-50%
G-T-G: M - A - PCT.	1-1-100%	2-3-67%
SAFETIES	0	0
FINAL SCORE	21	48
TIME OF POSSESSION	23:47	36:13

GAME 14 AT TAMPA BAY

New Orleans Saints								Tampa Bay Buccaneers											
RUSHING				ATT	YDS	AVG	LG	TD	RUSHING				ATT	YDS	AVG	LG	TD		
R. Williams				10	26	26	9	0	Alstott				24	101	4.2	15	1		
Brooks				3	15	5.0	8	0	Dunn				10	32	3.2	6	0		
Total				13	41	3.2	9	0	Anthony B. Johnson				1	9	9.0	9	0		
Abdullah				3	6	2.0	3	0	Total				39	157	4.0	15	1		
PASSING		ATT	CMP	YDS	SK/YD	TD	LG	IN	PASSING		ATT	CMP	YDS	SK/YD	TD	LG	IN		
Brooks		38	21	248	3/18	3	26	4	B. Johnson		31	16	207	0/0	3	29	0		
Total		38	21	248	3/18	3	26	4	Total		31	16	207	0/0	3	29	0		
RECEIVING				NO	YDS	AVG	LG	TD	RECEIVING				NO	YDS	AVG	LG	TD		
Jackson				6	86	14.3	21	0	Dunn				5	46	9.2	18	1		
Horn				4	55	13.8	18	2	Moore				3	55	18.3	29	1		
R. Williams				4	15	3.8	5	0	K. Johnson				2	41	20.5	25	0		
Wilson				3	62	20.7	26	0	Cook				2	23	11.5	16	0		
B. Williams				3	26	8.7	16t	1	Williams				2	21	10.5	14t	1		
McAllister				1	4	4.0	4	0	Green				1	14	14.0	14	0		
Total				21	248	11.8	26	3	Alstott				1	7	7.0	7	0		
INTERCEPTIONS				NO	YDS	AVG	LG	TD	Total				16	207	12.9	29	3		
None									INTERCEPTIONS				NO	YDS	AVG	LG	TD		
PUNTING				NO	YDS	AVG	TB	I20	LG	Barber				3	56	18.7	36t	1	
Gowin				5	189	37.8	1	1	43	Jackson				1	29	29.0	29	0	
Total				5	189	37.8	1	1	43	Total				4	85	21.3	36t	1	
PUNT RET.				NO	YDS	AVG	FC	LG	TD	PUNTING				NO	YDS	AVG	TB	I20	LG
McGarity				2	10	5.0	0	7	0	Royals				3	128	42.7	1	1	50
[TOUCHBACK]				1	0	0.0	0	0	0	Total				3	128	42.7	1	1	50
Returns				2	10	5.0	0	7	0	PUNT RET.				NO	YDS	AVG	FC	LG	TD
KICKOFF RET.				NO	YDS	AVG	FC	LG	TD	Williams				1	0	0.0	2	0	0
Lewis				6	132	22.0	0	27	0	[DOWNED]				1	0	0.0	0	0	0
McAllister				2	35	17.5	0	18	0	[TOUCHBACK]				1	0	0.0	0	0	0
Whitehead				1	12	12.0	0	12	0	Returns				1	0	0.0	2	0	0
[OUT OF BOUNDS]				1	0	0.0	0	0	0										
Returns				9	179	19.9	0	27	0										
OWN				OPP		OUT		KICKOFF RET.				NO	YDS	AVG	FC	LG	TD		
FUMBLE		FUM	REC	YDS	TD	FCD	REC	YDS	TD	BDS	Stecker		2	107	53.5	0	86	0	
None												Returns		2	107	53.5	0	86	0

	OWN	OPP	OUT
FUMBLES	FUM REC YDS TD	FCD REC YDS TD	BDS
None			

None



2001 GAME-BY-GAME REVIEW

Game #15: Washington Redskins 40, Saints 10 Louisiana Superdome; New Orleans, La. (Dec. 30, 2001)

The Saints got off to a 10-0 start in the 1st quarter, but Washington capitalized on turnovers to beat the Saints, 40-10 in a sold out Superdome. In the 1st quarter, Saints rookie RB **Deuce McAllister** posted his 1st career TD catch, a 22-yarder off a swing pass from QB **Aaron Brooks** for a 7-0 lead with 8:36 to play. The Saints made it 10-0 with 6:11 left in the opening period when K **John Carney** hit a 29-yard FG after a interception by CB **Kevin Mathis**. In the 2nd quarter, Washington RB **Stephen Davis** scored on a 6-yard run to cut the Saints' lead to 10-7 with 14:12 remaining in the 1st half. Redskins K **Brett Conway** got some help from the crossbar as the ball bounced through on a 53-yard FG attempt with 2:54 left in the half to tie the score at 10-10. Conway's 2nd FG, a 22-yarder, gave the Redskins a 13-10 lead with 10 seconds to go in the half. Conway struck again in the 3rd quarter, this time from 34 yards out, for a 16-10 margin with 11:40 left. On the Saints' next possession, Redskins DT **Dan Wilkinson** intercepted a Brooks pass & Washington scored 6 plays later on a 2-yard bootleg by QB **Tony Banks** for a 23-

10 lead. RB **Ki-Jana Carter** had a 2-yard TD run late in the 3rd to extend Washington's lead to 30-10. After a fumble recovery at the Saints' 26, Conway hit his 4th FG of the game from 37 yards out for a 33-10 advantage with 12:47 left. Carter scored his 2nd TD of the game on a 1-yard run with 2:33 to play for the game's final points.

SAINTS NOTES:

* The Saints lost for the 2nd straight time to the Redskins, both in the Louisiana Superdome.

* QB **Aaron Brooks** (3713 passing), RB **Ricky Williams** (1212 rushing) & WR **Joe Horn** (1221 receiving) became the most productive trio in Saints history as they had 6146 yards between them through the Washington game ... they were already the 2nd trio in club history who reached the 3000-yard passing, 1000-yard rushing & 1000-yard receiving marks in the same season. * DT **La'Roi Glover** posted 1 sack to move into 6th place on the Saints all-time list with 50 sacks ... his 8th sack of the season gave him 4 straight seasons with 8 or more.

* K **John Carney** passed the career 1200-point mark with 4 points (29

yard FG & 1 PAT) ... his 113 points was 2nd among kickers in the NFC & tied for 5th in his career (113 points with San Diego in 1992).

* WR **Joe Horn** had his 4-game TD reception streak snapped ... he tied the club mark held by several players, last by **Quinn Early** (Nov. 12 through Dec. 3, 1995) at Tampa Bay (Dec. 23).

* CB **Kevin Mathis** suffered a cervical spine injury in the 3rd quarter ... he had movement in both his arms and legs, but was taken to a hospital for evaluation & released a day later.

Washington Redskins (7-8)	0	13	17	10	40
New Orleans Saints (7-8)	10	0	0	0	10

Team	Q	Time	Play Description (Extra Point) (Drive Info)	V-H
NOS	1	8:36	McAllister 22 yd. pass from Brooks (Carney kick) (10-66, 6:24)	0-7
NOS	1	6:11	Carney 29 yd. FG (4-0, 0:46)	0-10
WR	2	14:12	Davis 6 yd. run (Conway kick) (12-76, 6:59)	7-10
WR	2	2:47	Conway 53 yd. FG (4-5, 2:15)	10-10
WR	2	0:10	Conway 22 yd. FG (7-17, 2:02)	13-10
WR	3	11:35	Conway 34 yd. FG (7-35, 3:25)	16-10
WR	3	6:48	Banks 2 yd. run (Conway kick) (6-18, 3:30)	23-10
WR	3	0:24	Carter 2 yd. run (Conway kick) (6-51, 2:29)	30-10
WR	4	12:47	Conway 37 yd. FG (4-7, 2:06)	33-10
WR	4	2:33	Carter 1 yd. run (Conway kick) (11-61, 5:28)	40-10

Field Goals (made) and missed

WR: Conway (53),(22),(34),(37) NOS: Carney (29),42WL

Paid Attendance: 70,020 (sellout) Time: 3:07

Weather: Indoors

TEAM STATISTICS	WAS	N.O.
TOTAL FIRST DOWNS	19	12
By Rushing	13	5
By Passing	5	7
By Penalty	1	0
3D: M - A - PCT.	10-16-63%	6-13-46%
4D: M - A - PCT.	0-0-0%	0-2-0%
TOTAL NET YARDS	263	213
Total Plays	61	55
Avg. Per Play	4.3	3.9
NET YARDS RUSHING	173	100
Total Rushes	44	23
Avg. Per Play	3.9	4.3
Tackles For Loss-Yds.	4-11	1-1
NET YARDS PASSING	90	113
Sacked-Yds. Lost	2-4	4-14
Gross Yards	94	127
PASSING: A-C-I	15-9-1	28-14-3
Avg. Per Play	5.3	3.5
KICKOFFS: # - EZ - TB	9-3-1	3-1-0
PUNTS: # - Avg.	1-51.0	2-43.5
Had Blocked	0	0
FGs - PATs HAD BLKD.	0-0	0-0
NET PUNTING AVG.	50.0	43.5
TOTAL RET. YARDAGE	12	12
# - Yds. Punt Ret.	0-0	1-1
# - Yds. Kickoff Ret.	3-49	8-120
# - Yds. Int. Ret.	3-12	1-11
PENALTIES: # - Yds.	4-34	8-75
FUMBLES: # - Lost	0-0	3-1
TOUCHDOWNS	3	5
Rushing	4	1
Passing	4	0
Interceptions	0	1
EXTRA POINTS: M-A	4-4	1-1
Kicking: M-A	4-4	1-1
FIELD GOALS: M-A	4-4	1-2
RZ: M - A - PCT.	4-7-57%	1-2-50%
G-T-G: M - A - PCT.	3-4-75%	0-0-0%
SAFETIES	0	0
FINAL SCORE	40	10
TIME OF POSSESSION	32:35	27:25

GAME 15 VS. WASHINGTON



Washington Redskins						New Orleans Saints					
RUSHING	ATT	YDS	AVG	LG	TD	RUSHING	ATT	YDS	AVG	LG	TD
Davis	21	111	5.3	25	1	R. Williams	17	74	4.4	9	0
Carter	15	51	3.4	17	2	Brooks	5	24	4.8	11	0
Banks	5	9	1.8	7	1	McAllister	1	2	2.0	2	0
Bennett	2	2	1.0	3	0	Total	23	100	4.3	11	0
Westbrook	1	0	0.0	0	0	PASSING					
Total	44	173	3.9	25	4	Brooks	28	14	127	4/14	1
PASSING						ATT	CMP	YDS	SK/YD	TD	LG
Banks	15	9	94	2/4	0	17	1	22t	3		
Total	15	9	94	2/4	0	Total	28	14	127	4/14	1
RECEIVING						RECEIVING					
Flemister	3	32	10.7	14	0	McAllister	4	62	15.5	22t	1
Davis	2	11	5.5	7	0	Jackson	4	23	5.7	9	0
Lockett	1	17	17.0	17	0	Horn	2	13	6.5	9	0
Gardner	1	15	15.0	15	0	B. Williams	2	13	6.5	9	0
Rasby	1	15	15.0	15	0	Hall	1	9	9.0	9	0
Bennett	1	4	4.0	4	0	R. Williams	1	7	7.0	7	0
Total	9	94	10.4	17	0	Total	14	127	9.1	22t	1
INTERCEPTIONS						INTERCEPTIONS					
Bailey	1	12	12.0	12	0	Mathis	1	11	11.0	11	0
Wilkinson	1	0	0.0	0	0	Total	1	11	11.0	11	0
Smoot	1	0	0.0	0	0	PUNTING					
Total	3	12	4.0	12	0	NO	YDS	AVG	TB	I20	LG
PUNTING						Gowin	2	87	43.5	0	0
Barker	1	51	51.0	0	1	Total	2	87	43.5	0	0
Total	1	51	51.0	0	1	PUNT RET.					
PUNT RET.						NO	YDS	AVG	FC	LG	TD
[DOWNED]	2	0	0.0	0	0	McGarity	1	1	1.0	0	1
Returns	0	0	0.0	0	0	Returns	1	1	1.0	0	1
KICKOFF RET.						KICKOFF RET.					
Bates	2	37	18.5	0	23	NO	YDS	AVG	FC	LG	TD
Johnson	1	12	12.0	0	12	Lewis	7	120	17.1	0	34
Returns	3	49	16.3	0	23	Ackerman	1	0	0.0	0	0
OWN						[TOUCHBACK]	1	0	0.0	0	0
FUMBLES	FUM	REC	YDS	TD	FCD	Returns	8	120	15.0	0	34
Coleman	0	0	0	0	1	OWN					
Shade	0	0	0	0	1	FUMBLES	FUM	REC	YDS	TD	BDS
Total	0	0	0	0	1	Ackerman	1	0	0	0	0
OPP						McAfee	0	1	0	0	0
FUMBLES	FUM	REC	YDS	TD	FCD	Brooks	1	1	-6	0	0
Coleman	0	0	0	0	1	R. Williams	1	0	0	0	0
Shade	0	0	0	0	1	Total	3	2	-6	0	0
Total	0	0	0	0	1	OPP					



2001 GAME-BY-GAME REVIEW

Game #16: San Francisco 49ers 38, Saints 0 Louisiana Superdome; New Orleans, La. (Jan. 6, 2002)

49ers WR **Terrell Owens** scored on a pair of long TD passes in the 1st quarter as San Francisco shutout the Saints, 38-0 in a sold out Superdome in New Orleans' season finale.

Owens opened the scoring for the 49ers when he caught a 56-yard TD pass from QB **Jeff Garcia** with 6:21 left in the 1st quarter. Owens & Garcia made it 14-0 with 2:50 to play in the period when they hooked up on a 60-yard TD reception. With 8:20 to go in the 1st half, Garcia threw his 3rd TD pass, a 6-yard strike to FB **Terry Jackson**, for a 21-0 lead.

49ers K **Jose Cortez** hit a 39-yard FG in the 3rd quarter to extend San Francisco's margin to 24-0. Garcia's 4th TD pass, a 6-yarder to WR **J.J. Stokes**, made it 31-0 with 14:56 to go in the game. The 49ers finished the scoring with a 9-yard run by Jackson with 7:45 to play.

SAINTS NOTES:

* The game vs. the 49ers was the last for the Saints as a member of the NFC West. After 32 seasons, New Orleans moves to the NFC South for 2002 with Atlanta, Carolina & Tampa Bay.

* The Saints posted 2 sacks to finish the season with a NFC-leading 53 ...

it was the 4th time that New Orleans led the NFC in that category since 1990 ... the Saints have a club-record 119 sacks over the last 2 seasons ... the total also leads the NFL over that time.

* The shutout of the Saints was the 1st by an opponent since the 49ers won, 31-0 on Oct. 11, 1998 in the Superdome, a span of 58 games between shutouts.

* The Saints played without opening-day starters T **William Roaf**, TE **Cameron Cleeland**, CB **Kevin Mathis**, FB **Terrelle Smith**, LB **Keith Mitchell** & DT **Norman Hand** - all of whom were out with injuries. Regular contributors CB **Michael Hawthorne** & CB **Fred Weary** also did not play.

* LB **Charlie Clemons** had a pair of sacks to finish the season with 13.5, which was tied for 4th in the NFL & the most by a Saints LB since **Pat Swilling** had 17 in 1991.

* WR **Willie Jackson** reached the 1000-yard receiving mark for the 1st time in his 8-year career ... he finished the season with 81 receptions for 1046 yards ... the 81 catches tied for 5th in Saints history while the 1046 yards was 8th in club history.

* WR **Joe Horn** finished with 83 receptions (3rd in Saints history &

1265 yards (2nd in franchise history) ... his 2-year totals of 177 receptions & 2605 receiving yards are the best in Saints history.

* RB **Ricky Williams** finished the season with 1245 rushing yards, the 4th-best figure in franchise history ... he is the only player to rush for back-to-back 1000-yard seasons in Saints history.

* QB **Aaron Brooks** placed in the top 3 of several Saints season passing records ... he had 26 TD passes (tied for 1st with **Jim Everett** in 1995), 558 attempts (2nd), 312 completions (3rd) & 3832 yards (3rd).

San Francisco 49ers (12-4)	14	7	3	14	38
New Orleans Saints (7-9)	0	0	0	0	0

Team	Q	Time	Play Description (Extra Point) (Drive Info)	V-H
SF	1	6:21	Owens 56 yd. pass from Garcia (Cortez kick) (1-56, 0:08)	7-0
SF	1	2:50	Owens 60 yd. pass from Garcia (Cortez kick) (5-81, 1:51)	14-0
SF	2	8:20	Jackson 6 yd. pass from Garcia (Cortez kick) (5-28, 2:34)	21-0
SF	3	7:28	Cortez 39 yd. FG (8-54, 4:10)	24-0
SF	4	14:56	Stokes 6 yd. pass from Garcia (Cortez kick) (8-57, 3:45)	31-0
SF	4	7:45	Jackson 9 yd. run (Cortez kick) (8-44, 4:43)	38-0

Field Goals (made) and missed

SF: Cortez (39)

Paid Attendance: 70,020 (sellout)

Weather: Indoors

NOS: None

Time: 2:46

TEAM STATISTICS	S.F.	N.O.
TOTAL FIRST DOWNS	22	11
By Rushing	9	2
By Passing	12	9
By Penalty	1	0
3D: M - A - PCT.	5-14-36%	3-11-27%
4D: M - A - PCT.	1-2-50%	2-3-67%
TOTAL NET YARDS	407	126
Total Plays	66	54
Avg. Per Play	6.2	2.3
NET YARDS RUSHING	138	40
Total Rushes	41	17
Avg. Per Play	3.4	2.4
Tackles For Loss-Yds.	1-4	3-24
NET YARDS PASSING	269	86
Sacked-Yds. Lost	2-15	3-33
Gross Yards	284	119
PASSING: A-C-I	23-16-0	34-21-4
Avg. Per Play	10.8	2.3
KICKOFFS: # - EZ - TB	7-0-0	1-0-0
PUNTS: # - Avg.	4-40.3	5-39.6
Had Blocked	0	0
FGS - PATS HAD BLKD.	0-0	0-0
NET PUNTING AVG.	39.5	39.0
TOTAL RET. YARDAGE	32	3
# - Yds. Punt Ret.	2-3	2
# - Yds. Kickoff Ret.	1-19	7-182
# - Yds. Int. Ret.	4-29	0-0
PENALTIES: # - Yds.	0-0	3-23
FUMBLES: # - Lost	1-1	4-2
TOUCHDOWNS	5	0
Rushing	1	0
Passing	4	0
EXTRA POINTS: M-A	5-5	0-0
Kicking: M-A	5-5	0-0
FIELD GOALS: M-A	1-1	0-0
RZ: M - A - PCT.	3-5-60%	0-0-0%
G-T-G: M - A - PCT.	2-3-67%	0-0-0%
SAFETIES	0	0
FINAL SCORE	38	0
TIME OF POSSESSION	34:00	26:00

GAME 16 VS. SAN FRANCISCO



San Francisco 49ers								New Orleans Saints										
RUSHING		ATT	YDS	AVG	LG	TD		RUSHING		ATT	YDS	AVG	LG	TD				
Barlow		16	63	3.9	16	0		R. Williams		11	33	3.0	14	0				
Hearst		15	57	3.8	10	0		Brooks		4	6	1.5	5	0				
Jackson		4	18	4.5	12	1		McAfee		1	2	2.0	2	0				
Garcia		3	3	1.0	3	0		Blake		1	-1	-1.0	-1	0				
Rattay		3	-3	-1.0	-1	0		Total		17	40	2.4	14	0				
Total		41	138	3.4	16	1												
PASSING		ATT	CMP	YDS	SK/YD	TD	LG	IN	PASSING		ATT	CMP	YDS	SK/YD	TD	LG	IN	
Garcia		21	14	263	2/15	4	60t	0	Brooks		33	21	119	3/33	0	22	4	
Rattay		2	2	21	0/0	0	20	0	Blake		1	0	0	0/0	0	0	0	
Total		23	16	284	2/15	4	60t	0	Total		34	21	119	3/33	0	22	4	
RECEIVING		NO	YDS	AVG	LG	TD			RECEIVING		NO	YDS	AVG	LG	TD			
Stokes		6	79	13.2	23	1			Jackson		10	61	6.1	14	0			
Jackson		3	16	5.3	6t	1			R. Williams		4	-8	-2.0	4	0			
Owens		2	116	58.0	60t	2			Horn		3	44	14.7	22	0			
Streets		2	12	6.0	11	0			B. Williams		2	12	6.0	9	0			
Johnson		1	24	24.0	24	0			Wilson		2	10	5.0	5	0			
Barlow		1	20	20.0	20	0			Total		21	119	5.7	22	0			
Hearst		1	17	17.0	17	0			INTERCEPTIONS		NO	YDS	AVG	LG	TD			
Total		16	284	17.8	60t	4			None									
INTERCEPTIONS		NO	YDS	AVG	LG	TD			PUNTING		NO	YDS	AVG	TB	I20	LG		
Bronson		2	0	0.0	0	0			Gowin		5	198	39.6	0	3	43		
Winborn		1	29	29.0	29	0			Total		5	198	39.6	0	3	43		
Schulters		1	0	0.0	0	0			PUNT RET.		NO	YDS	AVG	FC	LG	TD		
Total		4	29	7.3	29	0			McGarity		2	3	1.5	1	3	0		
PUNTING		NO	YDS	AVG	TB	I20	LG	[DOWNED]		1	0	0.0	0	0	0			
Baker		4	161	40.3	0	1	48	Returns		2	3	1.5	1	3	0			
Total		4	161	40.3	0	1	43	KICKOFF RET.		NO	YDS	AVG	FC	LG	TD			
PUNT RET.		NO	YDS	AVG	FC	LG	TD	Lewis		6	158	26.3	0	46	0			
Sutherland		2	3	1.5	3	2	0	McAfee		1	24	24.0	0	24	0			
Returns		2	3	1.5	3	2	0	Returns		7	182	26.0	0	46	0			
KICKOFF RET.		NO	YDS	AVG	FC	LG	TD	OWN		OPP		OUT						
Sutherland		1	19	19.0	0	19	0	FUMBLES		FUM	REC	YDS	TD	FCD	REC	YDS	TD	BDS
Returns		1	19	19.0	0	19	0	Clemons		0	0	0	0	1	1	0	0	0
								R. Williams		3	1	-19	0	0	0	0	0	0
								Brooks		1	1	0	0	0	0	0	0	0
								Total		4	2	-19	0	1	1	0	0	0
OWN		FUM	REC	YDS	TD	FCD	REC	YDS	TD	BDS								
Garcia		1	0	0	0	0	0	0	0	0								
Engelberger		0	0	0	0	1	0	0	0	0								
Smith		0	0	0	0	0	1	3	0	0								
McCullough		0	0	0	0	1	0	0	0	0								
Winborn		0	0	0	0	0	1	17	0	0								
Carter		0	0	0	0	1	0	0	0	0								
Total		1	0	0	0	3	2	20	0	0								



2001 PRESEASON STATISTICS

Record: 1-3

Date	W/L	Score	Opponent	Attendance	RUSHING	No	Yds	Avg	LG	TD	KICKOFF RET	No	Yds	Avg	LG	TD
8/11	L	21-28	vs. Minnesota	46,752	McAllister	35	151	4.3	25	0	McAllister	11	203	18.5	34	0
8/18	W	16-10	Dallas	53,249	Rick. Williams	31	76	2.5	7	1	Lewis	6	171	28.5	56	0
8/25	L	24-31	at Denver	74,063	Fenderson	21	67	3.2	11	0	Saints	17	374	22.0	56	0
9/1	L	14-28	at Seattle	68,655	Brooks	8	23	2.9	7	1	Opponents	14	285	20.4	47	0

TEAM STATISTICS	N.O.	OPP.	RUSHING	No	Yds	Avg	LG	TD	KICKOFF RET	No	Yds	Avg	LG	TD
TOTAL FIRST DOWNS	80	74	McAllister	35	151	4.3	25	0	McAllister	11	203	18.5	34	0
Rushing	18	32	Rick. Williams	31	76	2.5	7	1	Lewis	6	171	28.5	56	0
Passing	56	32	Fenderson	21	67	3.2	11	0	Saints	17	374	22.0	56	0
Penalty	6	10	Brooks	8	23	2.9	7	1	Opponents	14	285	20.4	47	0
3rd Down: Made/Att	22/60	19/50	Blake	4	19	4.8	8	0	FIELD GOALS	1-19	20-29	30-39	40-49	50+
3rd Down Pct.	36.7	38.0	Delhomme	2	11	5.5	11	0	Carney	0/0	1/1	1/1	1/2	0/2
4th Down: Made/Att	6/9	0/0	Morton	2	7	3.5	4	0	Hilbert	0/0	1/1	0/0	0/0	0/0
4th Down Pct.	66.7	0.0	Lewis	1	5	5.0	5	0	Saints	0/0	2/2	1/1	1/2	0/2
POSSESSION AVG.	32:38	27:22	Harris	1	4	4.0	4	0	Opponents	0/0	0/0	1/2	0/0	1/1
TOTAL NET YARDS	1367	1292	T. Smith	2	3	1.5	4	0	Carney: () (55N, 35G; 27G) (44N, 57N, 49G)					
Avg. Per Game	341.8	323.0	Norris	1	0	0.0	0	0	()					
Total Plays	277	237	Saints	108	366	3.4	25	2	Hilbert: () (28G) () ()					
Avg. Per Play	4.9	5.5	Opponents	131	576	4.4	33	6	Opponents: (39N) (37G) (50G) ()					

POSSESSION AVG.	32:38	27:22	RECEIVING	No	Yds	Avg	LG	TD	Hilbert: () (28G) () ()
TOTAL NET YARDS	1367	1292	W. Jackson	14	179	12.8	25	1	
Avg. Per Game	341.8	373.0	Wilson	10	135	13.5	22	0	Opponents: (39N) (37G) (50G) ()
Total Plays	277	237	McAllister	9	86	9.6	23	1	
Avg. Per Play	4.9	5.5	Ojo	8	120	15.0	30	3	
NET YARDS RUSHING	366	576	Rick. Williams	8	53	6.6	21	0	
Avg. Per Game	91.5	144.0	Bo. Williams	7	151	21.6	59	0	
Total Rushes	108	131	J. Mitchell	4	70	17.5	30	0	
NET YARDS PASSING	1001	716	Robinson	4	51	12.8	23	0	
Avg. Per Game	250.3	179.0	Fenderson	4	49	12.3	22	0	
Sacked/Yards Lost	16/97	7/48	Collins	4	32	8.0	12	0	
Gross Yards	1098	764	Goodspeed	3	29	9.7	13	0	
Att./Completions	153/91	99/49	Norris	3	22	7.3	12	0	
Completion Pct.	59.5	49.5	L. Hall	3	21	7.0	11	0	
Had Intercepted	4	2	Stachelski	2	22	11.0	15	0	
PUNTS/AVERAGE	20/44.3	25/41.8	T. Smith	2	13	6.5	8	0	
NET PUNTING AVG.	20/37.1	25/28.3	Horn	1	25	25.0	25	0	
PENALTIES/YARDS	34/333	27/215	Connell	1	13	13.0	13	0	
FUMBLES/BALL LOST	9/3	9/3	Rich. Williams	1	12	12.0	12	0	
TOUCHDOWNS	9	13	Lewis	1	11	11.0	11	0	
Rushing	2	6	McAfee	1	4	4.0	4	0	
Passing	5	6	Morton TM	1	0	0.0	0	0	
Returns	2	1	Saints	91	1098	12.1	59	5	
			Opponents	49	764	15.6	60	6	

Score by Periods	1	2	3	4	OT	TOT
Saints	21	10	24	20	0	75
Opponents	28	27	14	28	0	97

SCORING	TD	Ru	Pa	Rt	PAT	FG	S	TP
Ojo	3	0	3	0			0	18
Carney	0	0	0	0	7/7	3/6	0	16
Brooks	1	1	0	0			0	6
Hawthorne	1	0	0	1			0	6
W. Jackson	1	0	1	0			0	6
Lewis	1	0	0	1			0	6
McAllister	1	0	1	0			0	6
Rick. Williams	1	0	0	0			0	6
Hilbert	0	0	0	0	2/2	1/1	0	5
Saints	9	2	5	2	9/9	4/7	0	75
Opponents	13	6	6	1	13/13	2/3	0	97
2-Pl. Conv.: Saints 0-0, Opp. 0-0								

SACKS: Douglas 2.0, Hodge 1.0, Johnson 1.0, Knight 1.0, Oldham 1.0, Setzer 1.0, Saints 7.0, Opp. 16.0

PASSING	Att	Cmp	Yds	Cmp%	Yds/Att	TD	TD%	Int	Int%	Long	Sk/Yds	Rating
Brooks	53	37	409	69.8	7.72	1	1.9	0	0.0	25	7/46	98.7
Delhomme	52	36	437	69.2	8.40	4	7.7	1	1.9	59	3/20	112.4
Blake	41	16	238	39.0	5.80	0	0.0	2	4.9	30	6/31	38.5
Stambaugh	7	2	14	28.6	2.00	0	0.0	1	14.3	10	0/0	0.0
Saints	153	91	1098	59.5	7.18	5	3.3	4	2.6	59	16/97	81.5
Opponents	99	49	764	49.5	7.72	6	6.1	2	2.0	60	7/48	87.3

2001 PRESEASON DEFENSE



Name, Position	TKL	AST	TOT	SK/YD	INT	PD	FF	FR	Special Teams	TKL	AST	FF	FR	BL
Richard Newsome, S	11	3	14			1								
Marques Douglas, DE	12	1	13	2/6			1	1						
Charlie Clemons, LB	9	2	11											
Michael Hawthorne, CB	8	3	11		1	3								
Sedrick Hodge, LB	9		9	1/11		1				1				
Jay Bellamy, S	8	1	9			1								
Joe Johnson, DE	8	1	9	1/6										
Tim Carter, CB	6	2	8							1				
DeShone Myles, LB	6	2	8											
Brian Williams, LB	6	1	7			1								
Darren Howard, DE	5	2	7											
Sammy Knight, S	6		6	1/11		1	1							
Fred Weary, CB	6		6			1						1		
Martin Chase, DT	4	2	6											
Gerald Vaughn, S	4	2	6			2								
Keith Mitchell, LB	3	3	6											
Darrin Smith, LB	2	4	6											
Jonathan Jackson, LB	4	1	5											
Jermaine Miles, DE	4	1	5					1						
Richard Seals, DT	4	1	5			1								
Phil Clarke, LB	3	2	5			1				2			1	
Bobby Setzer, DE	3	2	5	1/5				1						
Curtis Holden, LB	3	1	4											
Steve Gleason, S	3		3				1							
Jahi Henley, CB	3		3							1				
Fred Thomas, CB	3		3											
Chris Oldham, S	2	1	3	1/9						1				
Kenny Smith, LB	2	1	3											
Trayvon Waller, CB	2	1	3		1	1				2				
La'Roi Glover, DT	1	2	3											
Larry Fitzpatrick, DE	2		2											
Ennis Davis, DT	1	1	2											
Norman Hand, DT	1	1	2											
Steve Israel, CB	1	1	2											
Earthwind Moreland, CB	1	1	2											
Renard Cox, CB		1	1							3				
James Fenderson, FB			0							1				
Kevin Houser, LS			0							2				
Michael Lewis, WR			0							5				
Fred McAfee, RB			0							4	1		1	
Johnny Mitchell, TE			0											
Chad Morton, RB			0							1				
Moran Norris, FB			0							1				
Marcus Price, T			0											
Wally Williams, G			0											
Totals	156	47	203	7/48	2	15	3	2		25	1	0	3	0

TKL: tackle, AST: assist, TOT: total, INT: interception, PD: pass defense, FF: forced fumble, FR: fumble recovery, BL: kicks blocked.

Miscellaneous Statistics: QB Jeff Blake (1 fumble recovered), QB Aaron Brooks (1 fumble recovered), WR Michael Lewis (1 tackle), TE Johnny Mitchell (1 fumble recovered), RB Chad Morton (1 tackle), FB Moran Norris (1 tackle), T Marcus Price (1 tackle), G Wally Williams (1 tackle), TOTALS: 6 tackles, 3 fumbles recovered




2001 TELEVISION RATINGS

Regular Season

Date	Opponent	Rating	Share
Sept. 9	at Buffalo	32.4	50
Sept. 30	at N.Y. Giants	32.2	55
Oct. 7	MINNESOTA	30.6	48
Oct. 14	at Carolina	32.0	53
Oct. 21	ATLANTA	35.3	60
Oct. 28	at St. Louis	34.2	53
Nov. 4	N.Y. JETS	35.1	45
Nov. 11	at San Francisco	38.6	57
Nov. 18	INDIANAPOLIS	32.4	54
Nov. 25	at New England	32.3	49
Dec. 2	CAROLINA	35.3	56
Dec. 9	at Atlanta	38.2	60
Dec. 17	ST. LOUIS	40.7	55
Dec. 23	at Tampa Bay	25.8	47
Dec. 30	WASHINGTON	28.6	39
Jan. 6	SAN FRANCISCO	25.9	42

Home games in **BOLD CAPS**



RECORDS

Saints QB Aaron Brooks tied a franchise record with 26 touchdown passes in 2001. He also set a club season record for total yards with 4,190 (3832 pass & 358 rush). His 3,832 passing yards & 312 completions were both 3rd on the season charts.





CAREER LEADERS

SCORING

	TD	PAT	FG	Total
1. Morten Andersen (1982-94)	-	412	302	1318
2. Doug Brien (1995-2000)	-	144	123	513
3. Dalton Hilliard (1986-93)	53	-	-	318
4. Eric Martin (1985-93)	48	-	-	288
5. Charlie Durkee (1967-68,71-72)	-	87	52	243
6. Danny Abramowicz (1967-73)	37	-	-	222
7. Tony Galbreath (1976-80)	33	1	2	205
8. Rich Szaro (1975-78)	-	79	37	190
9. Wayne Wilson (1979-86)	30	-	-	180
10. Chuck Muncie (1976-80)	29	-	-	174

RUSHING YARDS

	Att.	Yds.	Avg.	Long	TD
1. George Rogers (1981-84)	995	4267	4.3	79t	23
2. Dalton Hilliard (1986-93)	1126	4164	3.7	65t	39
3. Rueben Mayes (1986-88,90)	837	3408	4.1	50	23
4. Chuck Muncie (1976-80)	787	3386	4.3	69t	28
5. Ricky Williams (1999-2001)	814	3129	3.8	46	16
6. Tony Galbreath (1976-80)	760	2865	3.8	74t	27
7. Mario Bates (1994-97)	678	2554	3.8	74t	21
8. Wayne Wilson (1979-86)	658	2462	3.7	41t	16
9. Archie Manning (1971-75,77-82)	358	2058	5.7	27	18
10. Mike Strachan (1975-80)	471	1899	4.0	31	14

PASSING YARDS

	Att.	Comp.	Yds.	Pct.	TD	Int.
1. Archie Manning (1971-75,77-82)	3335	1849	21734	55.4	115	156
2. Bobby Hebert (1985-89,91-92)	2055	1202	14630	58.5	85	75
3. Jim Everett (1994-96)	1571	958	10622	61.0	60	48
4. Billy Kilmer (1967-70)	1116	592	7490	53.0	47	62
5. Dave Wilson (1981,83-88)	1038	551	6987	53.1	36	55
6. Aaron Brooks (2000-)	752	425	5346	56.5	35	28
7. Steve Walsh (1990-93)	620	336	3879	54.2	25	22
8. Ken Stabler (1982-84)	570	326	3670	57.2	17	33
9. Billy Joe Tolliver (1998-2000)	467	249	3343	53.3	15	20
10. Bobby Scott (1973-82)	500	237	2781	47.4	15	29

RECEIVING YARDS

	No.	Yds.	Avg.	Long	TD
1. Eric Martin (1985-93)	532	7854	14.8	84	48
2. Danny Abramowicz (1967-73)	309	4875	15.7	80t	37
3. Hoby Brenner (1981-93)	267	3849	14.4	57	21
4. Quinn Early (1991-95)	270	3758	13.9	70t	25
5. Henry Childs (1974-80)	207	3224	15.6	59t	27
6. Wes Chandler (1978-81)	182	2801	15.4	85t	15
7. Joe Horn (2000-)	177	2605	14.7	56	17
8. Michael Haynes (1994-96)	162	2368	14.6	78t	13
9. Dave Parks (1968-72)	149	2254	15.1	66t	16
10. Dalton Hilliard (1986-93)	249	2233	9.0	54t	14

RECEPTIONS

	No.	Yds.	Avg.	Long	TD
1. Eric Martin (1985-93)	532	7854	14.8	84	48
2. Danny Abramowicz (1967-73)	309	4875	15.7	80t	37
3. Tony Galbreath (1976-80)	284	2221	7.8	38	6
4. Quinn Early (1991-95)	270	3758	13.9	70t	25
5. Hoby Brenner (1981-93)	267	3849	14.4	57	21
6. Dalton Hilliard (1986-93)	249	2233	9.0	54t	14
7. Henry Childs (1974-80)	207	3224	15.6	59t	27
8. Wes Chandler (1978-81)	182	2801	15.4	85t	15
9. Wayne Wilson (1979-86)	179	1517	8.5	55	14
10. Joe Horn (2000-)	177	2605	14.7	56	17

CAREER LEADERS



PUNTING AVERAGE (minimum 50 attempts)

	No.	Avg.	Long
1. Mark Royals (1997-98)	176	45.8	66
2. Tommy Barnhardt (1987,89-94,99)	515	42.5	65
3. Tom McNeill (1967-69)	130	42.3	81
4. Brian Hansen (1984-88)	363	42.0	66
5. Steve O'Neal (1973)	81	41.7	71
6. Julian Fagan (1970-72)	225	41.6	71
7. Toby Gowin (2000-)	150	41.5	62
8. Tom Blanchard (1974-78)	447	41.3	71
9. Russell Erxleben (1979-83)	275	41.2	60
10. Rick Partridge (1979)	57	40.9	61

PUNT RETURN AVERAGE (minimum 20 returns)

	No.	Yds.	Avg.	Long	TD
1. Mel Gray (1986-88)	49	657	13.4	80	1
2. Andre Hastings (1997-99)	23	305	13.3	76	0
3. Eric Guliford (1997-98)	57	599	10.5	40	0
4. Howard Stevens (1973-74)	54	547	10.1	40	0
5. Pete Athas (1976)	35	332	9.5	67	0
6. Chad Morton (2000)	30	278	9.3	51	0
7. Tyrone Hughes (1993-96)	116	1060	9.1	83t	2
8. Jitter Fields (1984)	27	236	8.7	61	0
9. Jeff Groth (1981-85)	104	887	8.5	36	0
10. Eric Martin (1985-93)	38	315	8.3	39	0

KICKOFF RETURN AVERAGE (minimum 25 returns)

	No.	Yds.	Avg.	Long	TD
1. Walt Roberts (1967)	28	737	26.3	91t	1
2. John Gilliam (1967-68,77)	31	809	26.1	94t	1
3. Eric Guliford (1997-98)	61	1559	25.5	102t	1
4. Tyrone Hughes (1993-96)	229	5717	25.0	99t	3
5. Deuce McAllister (2001-)	45	1091	24.2	63	0
6. Gene Howard (1968-69)	32	760	23.8	86	0
Michael Lewis (2001-)	32	762	23.8	68	0
8. Margene Adkins (1972)	43	1020	23.7	61	0
9. Chad Morton (2000)	44	1029	23.4	68	0
10. Wes Chandler (1978-81)	39	896	23.0	38	0

INTERCEPTIONS

	No.	Yds.	Avg.	Long	TD
1. Dave Waymer (1980-89)	37	395	10.7	44	0
2. Tommy Myers (1972-81)	36	621	17.3	97t	2
3. Sammy Knight (1997-)	23	428	18.6	91t	4
4. Gene Atkins (1987-93)	21	324	15.4	79	0
5. Dave Whitsell (1967-69)	19	242	12.7	41	2
6. Johnnie Poe (1981-87)	17	269	15.8	40t	2
7. Toi Cook (1987-93)	16	280	17.5	63t	2
Brett Maxie (1985-93)	16	232	14.5	50t	3
9. Ernie Jackson (1972-77)	15	187	12.5	46	0
10. Frank Wattelet (1981-87)	12	135	11.3	35t	1

QUARTERBACK SACKS (since 1982)

	No.
1. Rickey Jackson (1981-93)	115.0
2. Wayne Martin (1989-99)	82.5
3. Pat Swilling (1986-92)	76.5
4. Frank Warren (1981-89,91-94)	52.5
5. Joe Johnson (1994-98,2000-01)	50.5
6. La'Roi Glover (1997-2001)	50.0
7. Jim Wilks (1981-93)	45.5
8. Renaldo Turnbull (1990-96)	44.5
9. Bruce Clark (1982-88)	39.5
10. James Geathers (1984-89)	26.0



CAREER LEADERS

FIELD GOALS MADE

	Att.	Made	Pct.	Long
1. Morten Andersen (1982-94)	389	302	.776	60
2. Doug Brien (1995-2000)	149	123	.826	56
3. Charlie Durkee (1967-68,71-72)	101	52	.515	47
4. Tom Dempsey (1969-70)	75	40	.533	63
5. Rich Szaro (1975-78)	58	37	.638	50
6. John Carney (2001-)	31	27	.871	50
7. Benny Ricardo (1980-81)	42	23	.548	47
8. Bill McClard (1973-75)	45	23	.511	47
9. Garo Yepremian (1979)	16	12	.750	44
10. Happy Feller (1972-73)	23	10	.435	46

GAMES PLAYED WITH SAINTS (minimum 100)

	No.
1. Morten Andersen (1982-94)	196
2. Rickey Jackson (1981-93)	195
3. Frank Warren (1981-89,91-94)	189
4. Stan Brock (1980-92)	186
5. Jim Wilks (1981-93)	183
6. Hoby Brenner (1981-93)	175
7. Wayne Martin (1989-99)	171
8. Derland Moore (1973-85)	169
9. Jim Dombrowski (1986-96)	151
10. Dave Waymer (1980-89)	149
11. Eric Martin (1985-93)	143
12. Joel Hilgenberg (1984-93)	142
13. John Hill (1975-84)	137
Archie Manning (1971-75,77-82)	137
15. John Tice (1983-92)	134
16. Sam Mills (1986-94)	133
17. William Roaf (1993-2001)	131
18. Joe Federspiel (1972-80)	130
19. Vaughan Johnson (1986-93)	120
20. Tommy Myers (1972-81)	119
21. Brett Maxie (1985-93)	118
22. Dave Lafary (1977-85)	109
23. Dalton Hilliard (1986-93)	108
24. Pat Swilling (1986-92)	107
Gene Atkins (1987-93)	107
26. Renaldo Turnbull (1990-96)	104
27. Bruce Clark (1982-88)	102
28. Larry Hardy (1978-85)	101
Toi Cook (1987-93)	101



YEARLY LEADERS

SCORING

	TD	PAT	FG	Points
1967 — Charlie Durkee	-	27-27	14-32	69
1968 — Charlie Durkee	-	27-27	19-37	84
1969 — Tom Dempsey	-	33-35	22-41	99
1970 — Tom Dempsey	-	16-17	18-34	70
1971 — Charlie Durkee	-	24-25	16-23	72
1972 — Danny Abramowicz	7	-	-	42
1973 — Bill McClard	-	9-9	13-24	48
1974 — Bill McClard	-	19-20	9-16	46
1975 — Rich Szaro	-	17-17	10-16	47
1976 — Rich Szaro	-	18-23	25-29	79
1977 — Henry Childs	9	-	-	54
1978 — Tony Galbreath	7	0-1	-	42
Chuck Muncie	7	-	-	42
1979 — Garo Yepremian	-	39-40	12-16	75
1980 — Benny Ricardo	-	31-34	10-17	61
1981 — George Rogers	13	-	-	78
1982 — Wayne Wilson	5	-	-	30
1983 — Morten Andersen	-	37-38	18-24	91
1984 — Morten Andersen	-	34-34	20-27	94
1985 — Morten Andersen	-	27-29	31-35	120
1986 — Morten Andersen	-	30-30	26-30	108
1987 — Morten Andersen	-	37-37	28-36	121
1988 — Morten Andersen	-	32-33	26-36	110
1989 — Dalton Hilliard	18	-	-	108
1990 — Morten Andersen	-	29-29	21-27	92
1991 — Morten Andersen	-	38-38	25-32	113
1992 — Morten Andersen	-	33-34	29-34	120
1993 — Morten Andersen	-	33-33	28-35	117
1994 — Morten Andersen	-	32-32	28-39	116
1995 — Doug Brien	-	16-16	12-17	52
1996 — Doug Brien	-	18-18	21-25	81
1997 — Doug Brien	-	22-22	23-27	91
1998 — Doug Brien	-	31-31	20-22	91
1999 — Doug Brien	-	20-21	24-29	92
2000 — Doug Brien	-	37-37	23-29	106
2001 — John Carney	-	32-32	27-31	113

RUSHING YARDS

	Att.	Yds.	Avg.	Long	TD
1967 — Jim Taylor	130	390	3.0	16	2
1968 — Don McCall	155	637	4.1	48	4
1969 — Andy Livingston	181	761	4.2	18	5
1970 — Tony Baker	82	337	4.1	29	1
1971 — Jim Strong	95	404	4.3	39	3
1972 — Bob Gresham	121	381	3.1	23	3
1973 — Jess Phillips	198	663	3.3	20	0
1974 — Alvin Maxson	165	714	4.3	66t	2
1975 — Mike Strachan	161	668	4.1	21	2
1976 — Chuck Muncie	149	659	4.4	51	2
1977 — Chuck Muncie	201	811	4.0	36	6
1978 — Tony Galbreath	186	635	3.4	20t	5
1979 — Chuck Muncie	238	1198	5.0	69t	11
1980 — Jimmy Rogers	80	366	4.6	24	1
1981 — George Rogers	378	1674	4.4	79t	13
1982 — George Rogers	122	535	4.4	38	3
1983 — George Rogers	256	1144	4.5	76t	5
1984 — George Rogers	239	914	3.8	28	2
1985 — Wayne Wilson	168	645	3.8	41t	1
1986 — Rueben Mayes	286	1353	4.7	50	8
1987 — Rueben Mayes	243	917	3.8	38	5
1988 — Dalton Hilliard	204	823	4.0	36	5
1989 — Dalton Hilliard	344	1262	3.7	40	13
1990 — Craig Heyward	129	599	4.6	47t	4



YEARLY LEADERS

1991 — Fred McAfee	109	494	4.5	34	2
1992 — Vaughn Dunbar	154	565	3.7	25	3
1993 — Derek Brown	180	705	3.9	60	2
1994 — Mario Bates	151	579	3.8	40	6
1995 — Mario Bates	244	951	3.9	66t	7
1996 — Mario Bates	164	584	3.6	33	4
1997 — Ray Zellers	156	552	3.5	27	4
1998 — Lamar Smith	138	457	3.3	33	1
1999 — Ricky Williams	253	884	3.5	25	2
2000 — Ricky Williams	248	1000	4.0	26t	8
2001 — Ricky Williams	313	1245	4.0	46	6

LONGEST RUSH

1967 — Don McCall, 48t at Washington 12/17
1968 — Don McCall, 48 vs. Washington 9/22
1969 — Tony Baker, 54 at St. Louis 11/2
1970 — Tony Baker, 27 at St. Louis 10/11
1971 — Jim Strong, 39 at San Francisco 11/14
1972 — Bill Butler, 27 at Atlanta 11/12
1973 — Archie Manning, 23 at L.A. Rams 11/11
1974 — Alvin Maxson, 66t vs. St. Louis 12/8
1975 — Steve Rogers, 22 vs. Chicago 12/21
1976 — Tony Galbreath, 74t at Kansas City 9/26
1977 — Chuck Muncie, 36 vs. L.A. Rams 10/30
1978 — Chuck Muncie, 28 at Atlanta 11/26
1979 — Chuck Muncie, 69t vs. Atlanta 9/2
1980 — Tony Galbreath, 26 at L.A. Rams 9/2
1981 — George Rogers, 79t at Cleveland 10/18
1982 — George Rogers, 38 at San Francisco 11/28
1983 — George Rogers, 76t vs. St. Louis 9/4
1984 — Hokie Gajan, 62t at Dallas 10/21
1985 — Earl Campbell, 45 at Atlanta 12/22
1986 — Rueben Mayes, 50 vs. New England 11/30
1987 — Rueben Mayes, 38 vs. San Francisco 10/25
1988 — Craig Heyward, 73t vs. L.A. Raiders 10/23
1989 — Dalton Hilliard, 40 vs. L.A. Rams 11/26
1990 — Gill Fenerty, 60t at L.A. Rams 12/9
1991 — Dalton Hilliard, 65t at Atlanta 9/29
1992 — Vaughn Dunbar, 25 at Atlanta 9/20
1993 — Lorenzo Neal, 74t at Atlanta 9/12
1994 — Mario Bates, 40 vs. Dallas 12/19
1995 — Mario Bates, 66t at New England 12/3
1996 — Ray Zellers, 63 vs. Chicago 10/13
1997 — Mario Bates, 74t vs. Detroit 9/21
1998 — Lamar Smith, 33 at Indianapolis 9/27
1999 — Billy Joe Tolliver, 33 at Chicago 10/3
2000 — Fred McAfee, 40 vs. Carolina 10/15; Jerald Moore, 40 vs. St. Louis 12/24
2001 — Deuce McAllister, 54t at Atlanta, 12/9

PASSING YARDS

	Att.	Comp.	Yards	Pct.	Long	Int	TD
1967 — Gary Cuozzo	260	134	1562	51.5	49	12	7
1968 — Billy Kilmer	315	167	2060	53.0	51	17	15
1969 — Billy Kilmer	360	193	2532	53.6	52	17	20
1970 — Billy Kilmer	237	135	1557	56.9	46	17	6
1971 — Edd Hargett	210	96	1191	45.7	49	5	6
1972 — Archie Manning	448	230	2781	51.3	66t	21	18
1973 — Archie Manning	267	140	1642	52.4	65t	12	10
1974 — Archie Manning	261	134	1429	51.3	79t	16	6
1975 — Archie Manning	338	159	1685	47.0	71t	17	7
1976 — Bobby Douglass	212	103	1288	48.6	74	8	4
1977 — Archie Manning	205	113	1284	55.1	59t	9	8
1978 — Archie Manning	471	291	3416	61.8	71t	16	17
1979 — Archie Manning	420	252	3169	60.0	85	20	15
1980 — Archie Manning	509	309	3716	60.7	56	20	23



YEARLY LEADERS

1981 — Archie Manning	232	134	1447	57.8	55	11	5
1982 — Ken Stabler	189	117	1343	61.9	48	10	6
1983 — Ken Stabler	311	176	1988	56.6	48	18	9
1984 — Richard Todd	312	161	2178	51.6	74	19	11
1985 — Dave Wilson	293	145	1843	49.5	50	15	11
1986 — Dave Wilson	342	189	2353	55.3	63t	12	7
1987 — Bobby Hebert	294	164	2119	55.8	67	9	15
1988 — Bobby Hebert	478	280	3156	58.6	40t	15	20
1989 — Bobby Hebert	353	222	2686	62.9	54t	15	15
1990 — Steve Walsh	327	175	1970	53.5	58	13	12
1991 — Bobby Hebert	248	149	1676	60.1	65t	8	9
1992 — Bobby Hebert	422	249	3287	59.0	72t	16	19
1993 — Wade Wilson	388	221	2457	57.0	42t	15	12
1994 — Jim Everett	540	346	3855	64.1	78t	18	22
1995 — Jim Everett	567	345	3970	60.8	70t	14	26
1996 — Jim Everett	464	267	3117	57.5	51	16	12
1997 — Heath Shuler	203	106	1288	52.2	89t	14	2
1998 — Billy Joe Tolliver	199	110	1427	55.3	82t	4	8
1999 — Billy Joe Tolliver	268	139	1916	51.9	57	16	7
2000 — Jeff Blake	302	184	2025	60.9	49t	9	13
2001 — Aaron Brooks	558	312	3832	55.9	63	22	26

LONGEST PASS COMPLETION

1967 — 96, Billy Kilmer to Walter Roberts at Philadelphia 11/19
1968 — 51, Billy Kilmer to Jim Hester vs. Pittsburgh 12/15
1969 — 70, Jim Ninowski to Don Shy at L.A. Rams 10/5
1970 — 49, Edd Hargett to Bob Shaw at Cincinnati 11/29
1971 — 63, Archie Manning to Danny Abramowicz at Houston 10/3
1972 — 66t, Archie Manning to Dave Parks at N.Y. Giants 10/8
1973 — 65t, Archie Manning to Jubilee Dunbar at Los Angeles 11/11
1974 — 79t, Archie Manning to Bob Newland vs. Los Angeles 11/17
1975 — 71t, Archie Manning to Larry Burton vs. Atlanta 11/2
1976 — 74, Bobby Douglass to Tinker Owens vs. San Francisco 12/12
1977 — 59t, Archie Manning to Henry Childs vs. Green Bay 9/18
1978 — 71t, Archie Manning to Larry Hardy at Atlanta 11/26
1979 — 85, Archie Manning to Wes Chandler at San Francisco 9/23
1980 — 56, Archie Manning to Brooks Williams vs. Atlanta 10/19
1981 — 55, Archie Manning to Wayne Wilson at Cleveland 10/18
1982 — 48, Ken Stabler to Aundra Thompson at Chicago 9/19
1983 — 48, Ken Stabler to Kenny Duckett at L.A. Rams 9/11
1984 — 74, Richard Todd to Tyrone Young at Chicago 10/7
1985 — 76t, Bobby Hebert to Eugene Goodlow vs. San Francisco 12/15
1986 — 84, Bobby Hebert to Eric Martin vs. Green Bay 9/14
1987 — 82t, John Fourcade to Mike Waters vs. L.A. Rams 10/4
1988 — 40, Bobby Hebert to John Tice vs. Dallas 10/3
40t, Bobby Hebert to Eric Martin vs. Denver 11/20
1989 — 54t, Bobby Hebert to Floyd Turner at Rams 10/22
54t, John Fourcade to Dalton Hilliard at Buffalo 12/10
1990 — 68t, John Fourcade to Floyd Turner at Atlanta, 10/7
1991 — 65t, Bobby Hebert to Floyd Turner vs. Chicago, 10/27
1992 — 72t, Bobby Hebert to Wesley Carroll vs. Chicago, 9/13
1993 — 63t, Mike Buck to Quinn Early at Pittsburgh, 10/17
1994 — 78t, Jim Everett to Michael Haynes at Atlanta, 12/11
1995 — 70t, Jim Everett to Quinn Early vs. Atlanta, 9/17
1996 — 57t, Doug Nussmeier to Terry Guess vs. Atlanta, 12/8
1997 — 89t, Heath Shuler to Randal Hill at Chicago, 10/5
1998 — 89t, Kerry Collins to Andre Hastings vs. Dallas, 12/6
1999 — 90t, Billy Joe Hobert to Eddie Kennison vs. Atlanta, 10/10
2000 — 53t, Aaron Brooks to Willie Jackson vs. Oakland 11/19
2001 — 63, Aaron Brooks to Willie Jackson at San Francisco, 11/11

RECEIVING YARDS

	No.	Yds.	Avg.	Long	TD
1967 — Danny Abramowicz	50	721	14.4	80t	6
1968 — Danny Abramowicz	54	890	16.4	47t	7



YEARLY LEADERS

1969 — Danny Abramowicz	73	1015	13.9	49t	7
1970 — Danny Abramowicz	55	906	16.5	48	5
1971 — Danny Abramowicz	37	657	17.8	63	5
1972 — Bob Newland	47	579	12.3	42	2
1973 — John Beasley	31	280	9.0	22	1
1974 — Alvin Maxson	42	294	7.0	22	1
1975 — Alvin Maxson	41	234	5.7	33	0
1976 — Tony Galbreath	54	420	7.8	35	1
1977 — Tony Galbreath	41	265	6.5	30	0
1978 — Tony Galbreath	74	582	7.9	35	2
1979 — Wes Chandler	65	1069	16.4	85	6
1980 — Wes Chandler	65	975	15.0	50	6
1981 — Jack Holmes	38	206	5.4	19	0
1982 — Jeff Groth	30	383	12.8	39	1
1983 — Jeff Groth	49	585	11.9	42	1
1984 — Hokie Gajan	35	288	8.2	51	2
1985 — Hoby Brenner	42	652	15.5	30	3
1986 — Mike Jones	48	625	13.0	45	3
1987 — Eric Martin	44	778	17.7	67	7
1988 — Eric Martin	85	1083	12.7	40t	7
1989 — Eric Martin	68	1090	16.0	53t	8
1990 — Eric Martin	63	912	14.5	58	5
1991 — Eric Martin	66	803	12.2	30	4
1992 — Eric Martin	68	1041	15.3	52t	5
1993 — Eric Martin	66	950	14.4	54t	3
1994 — Quinn Early	82	894	10.9	33	4
1995 — Quinn Early	81	1087	13.4	70t	8
1996 — Torrance Small	50	558	11.2	41	2
1997 — Randal Hill	55	761	13.8	89t	2
1998 — Sean Dawkins	53	823	15.5	64t	1
1999 — Eddie Kennison	61	835	13.7	90t	4
2000 — Joe Horn	94	1340	14.3	52	8
2001 — Joe Horn	83	1265	15.2	56	9

RECEIVING AVERAGE (minimum 20 receptions)

	No.	Yds.	Avg.	Long	TD
1967 — Ray Poage	24	380	15.8	65	0
1968 — Danny Abramowicz	54	800	16.5	47t	7
1969 — Al Dodd	37	600	16.2	52	1
1970 — Al Dodd	28	484	17.3	45t	1
1971 — Danny Abramowicz	37	657	17.8	63t	5
1972 — Danny Abramowicz	38	668	17.6	51	7
1973 — Jubilee Dunbar	23	447	19.4	65t	4
1974 — Bob Newland	27	490	18.1	79t	2
1975 — Paul Seal	28	414	14.8	38	1
1976 — Don Herrmann	34	535	15.7	57	0
1977 — Henry Childs	33	518	15.7	59t	9
1978 — Henry Childs	53	869	16.4	52	4
1979 — Henry Childs	51	846	16.6	51	5
1980 — Ike Harris	37	692	18.7	44t	6
1981 — Jeff Groth	20	380	19.0	54	1
1982 — Jeff Groth	30	383	12.8	39	1
1983 — Hoby Brenner	41	574	14.0	38t	3
1984 — Tyrone Young	29	597	20.6	74	3
1985 — Eugene Goodlow	32	603	18.8	76t	3
1986 — Eric Martin	37	675	18.2	84	5
1987 — Eric Martin	44	778	17.7	67	7
1988 — Eric Martin	85	1083	12.7	40t	7
1989 — Brett Perriman	20	356	17.8	47	0
1990 — Floyd Turner	21	396	18.9	68t	4
1991 — Quinn Early	32	541	16.9	52	2
1992 — Quinn Early	30	556	18.9	59t	5
1993 — Quinn Early	45	670	14.9	63t	6
1994 — Torrance Small	49	719	14.7	75t	5
1995 — Michael Haynes	41	597	14.6	48	4
1996 — Michael Haynes	44	786	17.9	51	4



YEARLY LEADERS

1997 — Andre Hastings	48	722	15.0	39	5
1998 — Keith Poole	24	509	21.2	82t	2
1999 — Keith Poole	42	796	19.0	67t	6
2000 — Joe Horn	94	1340	14.3	52	8
2001 — Joe Horn	83	1265	15.2	56	9

PUNTS

	No.	Yds.	Avg.	Long
1967 — Tom McNeill	74	3174	42.9	66
1968 — Tom McNeill	49	2009	41.0	58
1969 — Olie Cordill	42	1719	40.9	58
1970 — Julian Fagan	77	3269	42.5	64
1971 — Julian Fagan	77	3188	41.4	64
1972 — Julian Fagan	71	2899	40.8	71
1973 — Steve O'Neal	81	3375	41.7	71
1974 — Tom Blanchard	88	3704	42.1	71
1975 — Tom Blanchard	92	3776	41.0	61
1976 — Tom Blanchard	101	3974	39.3	63
1977 — Tom Blanchard	82	3474	42.4	66
1978 — Tom Blanchard	84	3532	42.0	61
1979 — Rick Partridge	57	2330	40.9	61
1980 — Russell Erxleben	89	3499	39.3	57
1981 — Russell Erxleben	66	2672	40.5	60
1982 — Russell Erxleben	46	1976	43.0	60
1983 — Russell Erxleben	74	3034	41.0	60
1984 — Brian Hansen	69	3020	43.8	66
1985 — Brian Hansen	89	3763	42.3	58
1986 — Brian Hansen	81	3456	42.7	66
1987 — Brian Hansen	52	2104	40.5	60
1988 — Brian Hansen	72	2913	40.5	64
1989 — Tommy Barnhardt	55	2179	39.6	56
1990 — Tommy Barnhardt	70	2990	42.7	65
1991 — Tommy Barnhardt	86	3743	43.5	61
1992 — Tommy Barnhardt	67	2947	44.0	62
1993 — Tommy Barnhardt	77	3356	43.6	58
1994 — Tommy Barnhardt	67	2920	43.6	57
1995 — Klaus Wilmsmeyer	73	2965	40.6	53
1996 — Klaus Wilmsmeyer	87	3551	40.8	63
1997 — Mark Royals	88	4038	45.9	66
1998 — Mark Royals	88	4017	45.6	64
1999 — Tommy Barnhardt	82	3262	39.8	52
2000 — Toby Gowin	74	3043	41.1	58
2001 — Toby Gowin	76	3180	41.8	62

PUNT RETURNS

	No.	Yds.	Avg.	Long	TD
1967 — Walter Roberts	11	50	4.5	11	0
1968 — John Gilliam	15	60	4.0	21	0
1969 — Al Dodd	15	106	7.1	21	0
1970 — Al Dodd	14	129	9.2	41	0
1971 — Al Dodd	13	88	6.8	14	0
1972 — Tommy Myers	9	43	4.8	10	0
1973 — Howard Stevens	17	171	10.1	37	0
1974 — Howard Stevens	37	376	10.2	40	0
1975 — Gil Chapman	17	207	12.2	42	0
1976 — Pete Athas	35	332	9.5	67	0
1977 — Rich Mauti	37	281	7.6	33	0
1978 — Wes Chandler	34	233	6.9	32	0
1979 — Rich Mauti	27	218	8.1	33	0
1980 — Rich Mauti	11	111	10.1	18	0
1981 — Jeff Groth	37	436	11.8	36	0
1982 — Jeff Groth	21	144	6.9	18	0
1983 — Jeff Groth	39	275	7.1	30	0
1984 — Jitter Fields	27	236	8.7	61	0
1985 — Willie Tullis	17	141	8.3	17	0



YEARLY LEADERS

1986	Eric Martin	24	227	9.5	39	0
1987	Mel Gray	24	352	14.7	80	0
1988	Mel Gray	25	305	12.2	66t	1
1989	Rod Harris	27	196	7.3	20	0
1990	Vince Buck	37	305	8.2	33	0
1991	Vince Buck	31	260	8.4	52	0
1992	Patrick Newman	23	158	6.9	18	0
1993	Tyrone Hughes	37	503	13.6	83t	2
1994	Tyrone Hughes	21	143	6.8	35	0
1995	Tyrone Hughes	28	262	9.4	74	0
1996	Tyrone Hughes	30	152	5.1	16	0
1997	Eric Guliford	47	498	10.6	32	0
1998	Andre Hastings	22	307	14.0	76	0
1999	Eddie Kennison	35	258	7.4	18	0
2000	Chad Morton	30	278	9.3	51	0
2001	Wane McGarity	19	183	9.6	42	0

KICKOFF RETURNS

	No.	Yds.	Avg.	Long	TD
1967 — Walter Roberts	28	737	26.3	91t	1
1968 — Gene Howard	23	533	23.2	36	0
1969 — Tom Barrington	17	394	23.2	54	0
1970 — Ken Burrough	15	298	19.9	38	0
	15	319	21.3	32	0
1971 — Virgil Robinson	19	443	23.3	51	0
1972 — Margene Adkins	43	1020	23.7	61	0
1973 — Howard Stevens	26	590	22.7	48	0
1974 — Howard Stevens	33	749	22.7	41	0
1975 — Gil Chapman	28	614	21.9	36	0
1976 — Tony Galbreath	20	399	19.9	32	0
1977 — Rich Mauti	27	609	22.6	38	0
1978 — Wes Chandler	32	760	23.8	38	0
1979 — Rich Mauti	36	801	22.2	39	0
1980 — Jimmy Rogers	41	930	22.7	88	0
1981 — Wayne Wilson	31	722	23.3	57	0
1982 — Aundra Thompson	10	211	21.1	35	0
1983 — Kenny Duckett	33	719	21.8	61	0
1984 — Kenny Duckett	29	580	20.0	39	0
1985 — Edward Anthony	23	476	20.7	52	0
	23	480	20.9	62	0
1986 — Mel Gray	31	866	27.9	101t	1
1987 — Mel Gray	30	636	21.2	43	0
1988 — Mel Gray	32	670	20.9	39	0
1989 — Rod Harris	19	378	19.9	39	0
1990 — Gill Fenerty	28	572	20.4	58	0
1991 — Gene Atkins	20	368	18.4	27	0
1992 — Fred McAfee	19	393	20.7	38	0
1993 — Tyrone Hughes	30	753	25.1	99t	1
1994 — Tyrone Hughes	63	1556	24.7	98t	2
1995 — Tyrone Hughes	66	1617	24.5	83	0
1996 — Tyrone Hughes	70	1791	25.6	58	0
1997 — Eric Guliford	43	1128	26.2	102t	1
1998 — Qadry Ismail	28	590	21.1	39	0
1999 — Dino Philyaw	53	1165	22.0	55	0
2000 — Chad Morton	44	1029	23.4	68	0
2001 — Deuce McAllister	45	1091	24.2	63	0

INTERCEPTIONS

	No.	Yds.	Avg.	Long	TD
1967 — Dave Whitsell	10	178	17.8	41t	2
1968 — Dave Whitsell	6	44	7.3	32	0
1969 — Elijah Nevett	3	20	6.7	20	0
1970 — Hugo Hollas	5	79	15.8	29	0
1971 — Deiles Howell	5	120	24.0	60	0
..... Hugo Hollas	5	56	11.2	25	0



YEARLY LEADERS

1972	Bivian Lee	4	65	16.3	32	0
1973	Ernie Jackson	3	40	13.3	23	0
	Tommy Myers	3	33	11.0	20	0
	Jim Merlo	3	25	8.3	16	0
	Bivian Lee	3	23	7.7	12	0
1974	Ernie Jackson	4	53	13.3	28	0
	Terry Schmidt	4	27	6.8	24t	1
1975	Tommy Myers	5	83	16.6	29	0
1976	Jim Merlo	4	142	35.5	83t	2
1977	Chuck Crist	4	6	1.5	6	0
1978	Tommy Myers	6	167	27.8	97t	1
1979	Tommy Myers	7	127	18.1	52t	1
1980	Tommy Myers	5	96	19.2	48	0
1981	Dave Waymer	4	54	13.5	31	0
1982	Russell Gary	2	25	12.5	19	0
	Dennis Winston	2	-2	-1.0	0	0
1983	Johnnie Poe	7	146	20.9	31t	1
1984	Dave Waymer	4	9	2.3	9	0
1985	Dave Waymer	6	49	8.2	28	0
1986	Dave Waymer	9	48	5.3	17	0
1987	Dave Waymer	5	78	15.6	35	0
	Reggie Sutton	5	68	13.6	26	0
1988	Gene Atkins	4	42	10.5	40	0
1989	Dave Waymer	6	66	11.0	42	0
1990	Brett Maxie	2	88	44.0	50t	1
	Toi Cook	2	55	27.5	50	0
	Gene Atkins	2	15	7.5	15	0
	Bennie Thompson	2	0	0.0	0	0
1991	Gene Atkins	5	198	39.6	79	0
	Vince Buck	5	12	2.4	12	0
1992	Toi Cook	6	90	15.0	48t	1
1993	Gene Atkins	3	59	19.7	37	0
1994	Jimmy Spencer	5	24	4.8	11	0
1995	Jimmy Spencer	4	11	2.8	9	0
1996	Anthony Newman	3	40	13.3	21	0
	Greg Jackson	3	24	8.0	10	0
1997	Sammy Knight	5	75	15.0	39	0
1998	Sammy Knight	6	171	28.5	91t	2
1999	Ashley Ambrose	6	27	4.5	16	0
2000	Sammy Knight	5	68	13.6	37t	2
2001	Sammy Knight	6	114	19.0	40	0

QUARTERBACK SACKS

	No.	Yds.
1982 — Bruce Clark, DE	5.5	51
1983 — Rickey Jackson, LB	12	81.5
1984 — Rickey Jackson, LB	12	95
1985 — Rickey Jackson, LB	11	89
1986 — James Geathers, DE	9	73
Rickey Jackson, LB	9	71
1987 — Pat Swilling, LB	10.5	87
1988 — Rickey Jackson, LB	7	66
Pat Swilling, LB	7	65
1989 — Pat Swilling, LB	16.5	164
1990 — Pat Swilling, LB	11	68
1991 — Pat Swilling, LB	17	139
1992 — Wayne Martin, DE	15	102
1993 — Renaldo Turnbull, LB	13	73
1994 — Darion Conner, LB	10	66
1995 — Wayne Martin, DT	13	89
1996 — Wayne Martin, DT	11	84.5
1997 — Wayne Martin, DT	10.5	60
1998 — La'Roi Glover, DT	10	83
1999 — La'Roi Glover, DT	8.5	47
2000 — La'Roi Glover, DT	17	112
2001 — Charlie Clemons, LB	13.5	96



INDIVIDUAL RECORDS

SERVICE

MOST SEASONS

13	Morten Andersen, 1982-94
	Hoby Brenner, 1981-93
	Stan Brock, 1980-92
	Rickey Jackson, 1981-93
	Derland Moore, 1973-85
	Frank Warren, 1981-89, 91-94
	Jim Wilks, 1981-93

MOST GAMES

196	Morten Andersen, 1982-94
195	Rickey Jackson, 1981-93
189	Frank Warren, 1981-89, 91-94
186	Stan Brock, 1980-92
183	Jim Wilks 1981-93

SCORING

TOTAL POINTS

Career	
1318	Morten Andersen, 1982-94 (302 FG, 412 PAT)
513	Doug Brien, 1995-2000 (123 FG, 144 PAT)
318	Dalton Hilliard, 1986-93 (53 TD)
288	Eric Martin, 1985-93 (48 TD)
243	Charlie Durkee, 1967-68, 71-72 (87 PAT, 52 FG)

Season

121	Morten Andersen, 1987 (28 FG, 37 PAT)
120	Morten Andersen, 1985 (31 FG, 27 PAT)
	Morten Andersen, 1992 (29 FG, 33 PAT)
117	Morten Andersen, 1993 (28 FG, 33 PAT)
116	Morten Andersen, 1994 (28 FG, 32 PAT)

Game

18	Walt Roberts vs. Philadelphia 11/5/67 (3 TD)
	Danny Abramowicz vs. S.F. 9/26/71 (3 TD)
	Archie Manning vs. Chicago 10/27/77 (3 TD)
	Chuck Muncie vs. S.F. 11/11/79 (3 TD)
	George Rogers at L.A. Rams 11/8/81 (3 TD)
	Wayne Wilson vs. Atlanta 1/2/83 (3 TD)
	Dalton Hilliard at L.A. Rams 10/22/89 (3 TD)
	Rueben Mayes vs. Phoenix 9/23/90 (3 TD)
	Mario Bates at L.A. Rams 12/4/94 (3 TD)
	Ricky Williams at Atlanta 10/22/00 (3 TD)

Opponent

24	Dave Williams at St. Louis 11/2/69 (4 TD)
	Wayne Morris at St. Louis 10/23/77 (4 TD)
	Rodney Hampton at N.Y. Giants 9/24/95 (4 TD)
	Mike Anderson vs. Denver 12/3/00 (4 TD)

TOUCHDOWNS

Career	
53	Dalton Hilliard, 1986-93
48	Eric Martin, 1985-93
37	Danny Abramowicz, 1967-73
33	Tony Galbreath, 1976-80
29	Chuck Muncie, 1976-80

Season

18	Dalton Hilliard, 1989
13	George Rogers, 1981
11	Chuck Muncie, 1979
	Wayne Wilson, 1983
10	Tony Galbreath, 1979

Game

3	Walt Roberts vs. Philadelphia 11/5/67
	Danny Abramowicz vs. S.F. 9/26/71

	Archie Manning vs. Chicago 10/2/77
	Chuck Muncie vs. S.F. 11/11/79
	George Rogers at L.A. Rams 11/8/81
	Wayne Wilson vs. Atlanta 1/2/83
	Dalton Hilliard at L.A. Rams 10/22/89
	Rueben Mayes vs. Phoenix 9/23/90
	Mario Bates at L.A. Rams 12/4/94
	Ricky Williams at Atlanta 10/22/00

Opponent

4	Dave Williams at St. Louis 11/2/69
	Wayne Morris at St. Louis 10/23/77
	Rodney Hampton at N.Y. Giants 9/24/95
	Mike Anderson vs. Denver 12/3/00

FIELD GOALS MADE

Career	
302	Morten Andersen, 1982-94 (389 att.)
123	Doug Brien, 1995-2000 (149 att.)
52	Charlie Durkee, 1967-68, 71-72 (101 att.)
40	Tom Dempsey, 1969-70 (74 att.)
37	Rich Szaro, 1975-78 (57 att.)

Season

31	Morten Andersen, 1985 (35 att.)
29	Morten Andersen, 1992 (34 att.)
28	Morten Andersen, 1987 (36 att.)
	Morten Andersen, 1993 (35 att.)
	Morten Andersen, 1994 (39 att.)

Game

5	Charlie Durkee at Green Bay 11/28/71 (6 att.)
	Morten Andersen vs. L.A. Rams 12/1/85 (5 att.)
	Morten Andersen vs. S.F. 10/25/87 (7 att.)
	Morten Andersen vs. Atlanta 12/3/92 (5 att.)
	Morten Andersen at Atlanta 12/11/94 (5 att.)
	John Carney vs. Minnesota 10/7/01 (5 att.)
	John Carney at St. Louis 10/28/01 (5 att.)

Opponent

6	Bobby Howfield at N.Y. Jets 12/3/72 (7 att.)
	Ray Werschling, S.F. 10/16/83 (6 att.)
	Norm Johnson, Atlanta 11/13/94 (6 att.)

LONGEST FIELD GOAL

63	Tom Dempsey vs. Detroit 11/8/70 - NFL Record
60	Morten Andersen vs. Chicago 10/27/91
56	Morten Andersen at Philadelphia 12/26/93
	Doug Brien vs. Carolina 9/13/98

Opponent

55	Joe Danelo at N.Y. Giants 9/20/81
	Morten Andersen at Atlanta 12/10/95 (2x)
	Morten Andersen vs. Atlanta 10/12/97

FIELD GOALS ATTEMPTED

Career	
389	Morten Andersen, 1982-94 (302 made)
149	Doug Brien, 1995-2000 (123 made)
101	Charlie Durkee, 1967-68, 71-72 (52 made)
74	Tom Dempsey, 1969-70 (40 made)
57	Rich Szaro, 1975-78 (37 made)

Season

41	Tom Dempsey, 1969 (22 made)
39	Morten Andersen, 1994 (28 made)
37	Charlie Durkee, 1968 (19 made)
36	Morten Andersen, 1987 (28 made)
	Morten Andersen, 1988 (26 made)

Game

7	Tom Dempsey vs. Philadelphia 11/30/69 (4 made)
	Morten Andersen vs. S.F. 10/25/87 (5 made)

INDIVIDUAL RECORDS



Opponent

7	Bobby Howfield at N.Y. Jets 12/3/72 (6 made)
---	--

POINTS AFTER TOUCHDOWN

Career	
412	Morten Andersen, 1982-94 (418 att.)
144	Doug Brien, 1995-2000 (145 att.)
87	Charlie Durkee, 1967-68, 71-72 (88 att.)
79	Rich Szaro, 1975-78 (86 att.)
55	Benny Ricardo, 1980-81 (58 att.)

Season

44	Morten Andersen, 1989 (45 att.)
39	Garro Yepremian, 1979 (40 att.)
38	Morten Andersen, 1991 (38 att.)
37	Morten Andersen, 1983 (37 att.)
37	Doug Brien, 2000 (37 att.)

Game

6	Tom Dempsey at St. Louis 11/2/69 (7 att.)
	Rich Szaro at Seattle 11/21/76 (6 att.)
	Rich Szaro at Chicago 10/2/77 (6 att.)
	Garro Yepremian at Tampa Bay 10/14/79 (6 att.)
	Morten Andersen vs. Denver 11/20/88 (6 att.)

Opponent

8	Nick Mike-Mayer vs. Atlanta 9/16/73 (8 att.)
---	--

RUSHING

TOTAL YARDS

Career	
4267	George Rogers, 1981-84 (995 att.)
4164	Dalton Hilliard, 1986-93 (1126 att.)
3408	Rueben Mayes, 1986-88, 90 (837 att.)
3386	Chuck Muncie, 1976-80 (787 att.)
3129	Ricky Williams, 1999-2001 (814 att.)

Season

1674	George Rogers, 1981 (378 att.)
1353	Rueben Mayes, 1986 (286 att.)
1262	Dalton Hilliard, 1989 (344 att.)
1245	Ricky Williams, 2001 (313 att.)
1198	Chuck Muncie, 1979 (238 att.)

Game

206	George Rogers vs. St. Louis 9/4/83 (24 att.)
203	Rueben Mayes vs. Miami 12/7/86 (28 att.)
179	Ricky Williams vs. Cleveland 10/31/99 (40 att.)
174	Ricky Zellers vs. Chicago 10/13/96 (20 att.)
172	Rueben Mayes vs. Tampa Bay 10/19/86 (24 att.)

Opponent

251	Mike Anderson vs. Denver 12/3/00 (37 att.)
247	Willie Ellison at L.A. Rams 12/5/71 (26 att.)
220	Marshall Faulk vs. St. Louis 12/24/00 (32 att.)
214	LeShon Johnson vs. Arizona 9/22/96 (21 att.)
212	Jerome Bettis vs. L.A. Rams 12/12/93 (28 att.)

MOST 100-YARD RUSHING GAMES

Career	
16	George Rogers, 1981-84
12	Ricky Williams 1999-2001
11	Rueben Mayes, 1986-88, 90
6	Chuck Muncie, 1976-80
	Mario Bates, 1994-97

Season

9	George Rogers, 1981
6	Rueben Mayes, 1986
5	Ricky Williams, 2000
5	Ricky Williams, 2001

4	George Rogers, 1983
---	---------------------

DUAL 100-YARD RUSHING GAMES

at Kansas City 9/26/76	
Tony Galbreath, 14-146, 2 TD; Chuck Muncie, 25-126	
at Cincinnati 11/4/90	
Craig Heyward, 19-122, 1 TD; Rueben Mayes, 30-115, 1 TD	

Opponent

vs. San Francisco 11/13/77	
Wilbur Jackson, 22-123; Del Williams, 25-110, 1 TD	
vs. St. Louis 10/5/80	
Otis Anderson, 22-126; Wayne Morris, 22-102, 3 TDs	

ATTEMPTS

Career	
1126	Dalton Hilliard, 1986-93 (4164 yds.)
995	George Rogers, 1981-84 (4267 yds.)
837	Rueben Mayes, 1986-88, 90 (3408 yds.)
814	Ricky Williams, 1999-2001 (3129 yds.)
787	Chuck Muncie, 1976-80 (3386 yds.)

Season

378	George Rogers, 1981 (1674 yds.)
344	Dalton Hilliard, 1989 (1262 yds.)
313	Ricky Williams, 2001 (1245 yds.)
286	Rueben Mayes, 1986 (1353 yds.)
256	George Rogers, 1983 (1144 yds.)

Game

40	Ricky Williams vs. Cleveland 10/31/99 (179 yds.)
38	Ricky Williams vs. Carolina 10/15/00 (144 yds.)
35	Earl Campbell at Minnesota 11/24/85 (160 yds.)
	Dwight Beverly at St. Louis 10/11/87 (139 yds.)
34	Wayne Wilson vs. Miami 10/2/83 (160 yds.)

Opponent

39	Gerald Riggs vs. Atlanta 12/22/85 (158 yds.)
----	--

TOUCHDOWNS RUSHING

Career	
39	Dalton Hilliard, 1986-93
28	Chuck Muncie, 1976-80
27	Tony Galbreath, 1976-80
23	Rueben Mayes, 1986-88, 90
21	Mario Bates, 1994-97

Season

13	George Rogers, 1981
	Dalton Hilliard, 1989
11	Chuck Muncie, 1979
9	Tony Galbreath, 1979
	Wayne Wilson, 1983

Game

3	Archie Manning vs. Chicago 10/2/77
	Chuck Muncie vs. San Francisco 11/11/79
	George Rogers at L.A. Rams 11/8/81
	Wayne Wilson vs. Atlanta 1/2/83
	Rueben Mayes vs. Phoenix 9/23/90
	Mario Bates at L.A. Rams 12/4/94
	Ricky Williams at Atlanta 10/22/00

Opponent

4	Wayne Morris at St. Louis 10/23/77
	Rodney Hampton at N.Y. Giants 9/24/95
	Mike Anderson vs. Denver 12/3/00

HIGHEST RUSHING AVERAGE

Career (minimum 250 attempts)	
5.7	Archie Manning, 1971-75, 77-82 (358 att.-2058 yds.)
5.4	Hokie Gajan, 1982-85 (252 att.-1358 yds.)



INDIVIDUAL RECORDS

- 4.31 Chuck Muncie, 1976-80 (787 att-3386 yds.)
4.29 George Rogers, 1981-84 (995 att.-4267 yds.)
4.2 Craig Heyward, 1988-92 (432 att.-1813 yds.)

Season (minimum 75 attempts)

- 6.0 Hokie Gajan, 1984 (102 att-615 yds.)
5.1 Hokie Gajan, 1983 (81 att.-415 yds.)
5.0 Chuck Muncie, 1979 (238 att.-1198 yds.)
4.8 Tony Baker, 1968 (134 att.-642 yds.)
4.7 Rueben Mayes, 1986 (286 att-1383 yds.)

Game (minimum 8 attempts)

- 10.8 Lorenzo Neal at Atlanta 9/12/93 (8-86)
10.43 Tony Galbreath vs. Kansas City 9/26/76 (14-146)
10.4 Gill Fenerty at L.A. Rams 12/9/90 (10-104)
10.3 Hokie Gajan vs. N.Y. Jets 11/21/83 (11-113)

Opponent (minimum 8 attempts)

- 12.8 Steve Young at San Francisco 12/23/90 (8-102)

LONGEST SCORING RUN

- 79 George Rogers at Cleveland 10/18/81
76 George Rogers vs. St. Louis 9/4/83
74 Tony Galbreath at Kansas City 9/26/76
Lorenzo Neal at Atlanta 9/12/93
Mario Bates vs. Detroit 9/21/97

Opponent

- 80 Willie Ellison at L.A. Rams 12/5/71
77 Dick Hoak at Pittsburgh, 10/20/68
74 MacArthur Lane at St. Louis, 10/11/70
71 Jerome Bettis vs. L.A. Rams, 12/12/93
70 LeShon Johnson vs. Arizona 9/22/96

LONGEST NON-SCORING RUN

- 73 George Rogers vs. Philadelphia 10/11/81

Opponent

- 66 Eric Dickerson vs. L.A. Rams 10/14/84
62 John Settle at Atlanta 9/11/88

RECEIVING

TOTAL RECEIVING YARDS

Career

- 7854 Eric Martin, 1985-93 (532 rec.)
4875 Danny Abramowicz, 1967-72 (308 rec.)
3849 Hoby Brenner, 1981-93 (267 rec.)
3758 Quinn Early, 1991-95 (270 rec.)
3224 Henry Childs, 1974-80 (207 rec.)

Season

- 1340 Joe Horn, 2000 (94 rec.)
1265 Joe Horn, 2001 (83 rec.)
1090 Eric Martin, 1989 (68 rec.)
1087 Quinn Early, 1995 (81 rec.)
1083 Eric Martin, 1988 (85 rec.)

Game

- 205 Wes Chandler vs. Atlanta 9/2/79 (6 rec.)
200 Torrance Small at Denver 12/24/94 (6 rec.)
180 Joe Horn vs. San Francisco 11/5/00 (10 rec.)
179 Floyd Turner vs. Chicago 10/27/91 (9 rec.)
170 Joe Horn vs. Denver 12/3/00 (10 rec.)

Opponent

- 336 Willie Anderson vs. L.A. Rams 11/26/89 (15 rec.)
248 Richard Johnson at Detroit 12/3/89 (8 rec.)
220 Jimmy Smith, at Jacksonville 11/21/99 (9 rec.)
212 Mark Carrier, Tampa Bay 12/6/87 (8 rec.)

MOST 100-YARD RECEIVING GAMES

Career

- 18 Eric Martin, 1985-93

- 10 Danny Abramowicz, 1967-73
9 Wes Chandler, 1978-81
Joe Horn 2000-
5 Henry Childs, 1974-80

Season

- 5 Eric Martin, 1989
Joe Horn, 2000
4 Danny Abramowicz, 1969
Joe Horn, 2001
3 7 times (last: Sean Dawkins, 1998)

DUAL 100-YARD RECEIVING GAMES

at Atlanta 11/25/79

- Henry Childs, 3-117, 1 TD; Wes Chandler, 6-103
vs. Philadelphia 11/9/80

Wes Chandler, 9-139, 1 TD; Ike Harris, 4-119

vs. Buffalo 12/27/98

Brett Bech, 4-113, 2 TD; Cam Cleeland, 10-112, 1 TD

vs. Denver 12/3/00

- Joe Horn, 10-170; Robert Wilson, 8-122

Opponent

at Cleveland 11/10/68

- Paul Warfield, 5-107, 1 TD; Leroy Kelly, 3-104, 2 TD

at St. Louis 11/2/69

- Dave Williams, 8-164, 4 TD; John Gilliam, 5-106, 1 TD

at Minnesota 12/1/74

- Jim Lash, 3-112; John Gilliam, 5-109, 2 TD

at N.Y. Giants 9/20/81

- Johnny Perkins, 8-118; Gary Shirk, 11-101, 1 TD

at L.A. Rams 12/9/90

- Willie Anderson, 5-123; Henry Ellard, 5-107, 1 TD

at Minnesota 11/6/94

- Jake Reed, 8-157, 1 TD; Cris Carter, 12-151

vs. Atlanta 11/13/94

- Terance Mathis, 10-125; Andre Rison, 8-118, 1 TD

vs. Atlanta 9/17/95

- Eric Metcalfe, 11-155; Bert Emanuel, 6-104

at Minnesota 11/19/95

- Qadry Ismail, 5-142, 1 TD; Cris Carter, 12-137, 2 TD

vs. Carolina 11/26/95

- Mark Carrier, 6-132, 2 TD; Willie Green, 4-105, 1 TD

vs. Atlanta 12/13/98

- Tony Martin, 8-109; Terance Mathis, 6-198

vs. St. Louis 12/12/99

- Torry Holt, 6-113; Isaac Bruce, 4-119

at St. Louis 10/28/01

- Trung Canidate 10-107; Issac Bruce 7-179, 1 TD

TOTAL RECEPTIONS

Career

- 532 Eric Martin, 1985-93 (7854 yds.)
309 Danny Abramowicz, 1967-73 (4875 yds.)
284 Tony Galbreath, 1976-80 (2221 yds.)
270 Quinn Early, 1991-95 (3758 yds.)
267 Hoby Brenner, 1981-93 (3849 yds.)

Season

- 94 Joe Horn, 2000 (1340 yds.)
85 Eric Martin, 1988 (1083 yds.)
83 Joe Horn, 2001 (1265 yds.)
82 Quinn Early, 1994 (894 yds.)
81 Quinn Early, 1995 (1087 yds.)
Willie Jackson, 2001 (1046 yds.)

Game

- 14 Tony Galbreath at Green Bay 9/10/78 (122 yds.)
13 Joe Horn vs. Carolina 12/2/01 (150 yds.)
12 Danny Abramowicz vs. Pittsburgh 10/29/67 (156 yds.)

INDIVIDUAL RECORDS



- John Beasley vs. San Diego 11/18/73 (127 yds.)
Joe Horn at San Diego 9/10/00 (116 yds.)

Opponent

- 15 Willie Anderson vs. L.A. Rams 11/26/89 (336 yds.)
12 Rickey Young vs. Minnesota 9/3/78 (134 yds.)
John Spagnola vs. Philadelphia 10/6/85 (124 yds.)
Cris Carter at Minnesota 11/6/94 (151 yds.)
Cris Carter at Minnesota 10/19/95 (137 yds.)

TOUCHDOWNS RECEIVING

Career

- 48 Eric Martin, 1985-93
37 Danny Abramowicz, 1967-73
27 Henry Childs, 1974-80
25 Quinn Early, 1991-95
22 Hoby Brenner, 1981-93

Season

- 9 Henry Childs, 1977
Joe Horn, 2001
8 Eric Martin, 1989
Floyd Turner, 1991
Quinn Early, 1995
Joe Horn, 2000

Game

- 3 Danny Abramowicz vs. San Francisco 8/26/71

Opponent

- 4 Dave Williams at St. Louis 11/2/69

HIGHEST RECEIVING AVERAGE

Career (minimum 100 receptions)

- 16.4 Ike Harris, 1978-81 (104 rec.-1710 yds.)
15.8 Danny Abramowicz, 1967-73 (309 rec.-4875 yds.)
15.6 Henry Childs, 1974-80 (207 rec.-3224 yds.)
15.4 Wes Chandler, 1978-81 (182 rec.-2801 yds.)
15.1 Bob Newland, 1971-74 (124 rec.-1877 yds.)

Season (minimum 20 receptions)

- 21.2 Keith Poole, 1998 (24 rec.-509 yds.)
20.6 Tyrone Young, 1984 (29 rec.-597 yds.)
19.8 Hoby Brenner, 1984 (28 rec.-554 yds.)
19.4 Vaughn Dunbar, 1973 (23 rec.-447 yds.)
19.0 Jeff Groth, 1981 (20 rec.-380 yds.)

Game (minimum 3 receptions)

- 54.7 Eric Martin vs. Green Bay 9/14/86 (3-164)
51.3 Keith Poole at Atlanta 10/18/98 (3-154)
39.8 Larry Burton vs. Atlanta 11/2/75 (4-159)

Opponent (minimum 3 receptions)

- 44.7 Stephen Baker vs. N.Y. Giants 11/27/88 (3-134)

LONGEST SCORING RECEPTIONS

- 90 Eddie Kennison from Billy Joe Hobert
vs. Atlanta 10/10/99

- 89 Andre Hastings from Kerry Collins
vs. Dallas 12/6/98

- 89 Randal Hill from Heath Shuler
at Chicago 10/5/97

- 82 Mike Waters from John Fourcade
vs. L.A. Rams 10/4/87

- 80 Danny Abramowicz from Billy Kilmer
at Washington 12/17/67

Opponent

- 98 Michael Haynes from Bobby Hebert
at Atlanta 9/12/93
88 Harmon Wages from Bob Berry
at Atlanta 12/7/69

LONGEST NON-SCORING RECEPTIONS

- 96 Walt Roberts from Billy Kilmer
at Philadelphia 11/19/67
85 Wes Chandler from Archie Manning
at San Francisco 9/23/79
84 Eric Martin from Bobby Hebert
vs. Green Bay 9/14/86

Opponent

- 84 Ken Burroughs from Bob Berry
vs. Atlanta 12/19/71

TOTAL YARDS FROM SCRIMMAGE

TOTAL YARDS (RUSHING & RECEIVING)

Career

- 7865 Eric Martin, 1985-93 (7854 rec)
6397 Dalton Hilliard, 1986-93 (4164 rush)
5086 Tony Galbreath, 1976-80 (2865 rush)
4970 Danny Abramowicz, 1967-73 (487 rec)
4559 George Rogers, 1981-84 (4267 rush)

Season

- 1800 George Rogers, 1981 (1674 rush)
1776 Dalton Hilliard, 1989 (1262 rush)
1756 Ricky Williams, 2001 (1245 rush)
1506 Chuck Muncie, 1979 (1198 rush)
1449 Rueben Mayes, 1986 (1353 rush)

Game

- 225 Rueben Mayes vs. Miami 12/7/86 (203 rush)
206 George Rogers vs. St. Louis 9/4/83 (all rush)
205 Wes Chandler vs. Atlanta 9/2/79 (all rec)
200 Torrance Small at Denver 12/24/94 (all rec)

Opponent

- 336 Willie Anderson vs. L.A. Rams 11/26/89 (all rec)

PASSING

TOTAL NET YARDS

(includes sack yards lost)

Career

- 21734 Archie Manning, 1971-75,77-82
(3328 att.-1848 comp.)
14630 Bobby Hebert, 1985-89,91-92
(2055 att.-1202 comp.)

- 10622 Jim Everett, 1994-96
(1571 att.-958 comp.)

- 7490 Billy Kilmer, 1967-70
(1116 att.-592 comp.)

- 6987 Dave Wilson, 1981,83-88
(1038 att.-551 comp.)

Season

- 3970 Jim Everett, 1995 (567 att.-345 comp.)
3855 Jim Everett, 1994 (540 att.-346 comp.)

- 3832 Aaron Brooks, 2001 (558 att.-312 comp.)

- 3716 Archie Manning, 1980 (509 att.-309 comp.)

- 3416 Archie Manning, 1978 (471 att.-291 comp.)

Game

- 441 Aaron Brooks vs. Denver 12/3/00 (30-48)

- 377 Archie Manning at S.F. 12/7/80 (24-38)

- 376 Jim Everett vs. Washington 9/11/94 (31-46)

- 370 Jim Everett vs. Atlanta 9/17/95 (29-43)

- 364 Jim Everett vs. Green Bay 12/16/95 (29-45)

Opponent

- 454 Jim Everett vs. L.A. Rams 11/26/89 (29-51)

- 420 Warren Moon at Minnesota 11/6/94 (33-57)

- 397 Bill Kenney vs. Kansas City 9/8/85 (22-34)

- 394 Jake Plummer at Arizona 12/20/98 (32-44)



INDIVIDUAL RECORDS

386 Jeff George vs. Atlanta 9/17/95 (27-39)

MOST 250-YARD PASSING GAMES

Career

- 20 Archie Manning, 1971-75, 77-82
- 18 Bobby Hebert, 1985-89, 91-92
- Jim Everett, 1994-96
- 9 Aaron Brooks, 2000-
- 5 Billy Kilmer, 1967-70
- Dave Wilson, 1981, 83-88

Season

- 8 Archie Manning, 1980
- Jim Everett, 1994
- 7 Jim Everett, 1995
- Aaron Brooks, 2001
- 6 Bobby Hebert, 1989

PASS ATTEMPTS

Career

- 3335 Archie Manning, 1971-75, 77-82 (1849 comp.)
- 2055 Bobby Hebert, 1985-89, 91-92 (1202 comp.)
- 1571 Jim Everett, 1994-96 (958 comp.)
- 1116 Billy Kilmer, 1967-70 (592 comp.)
- 1038 Dave Wilson, 1981, 83-88 (551 comp.)

Season

- 567 Jim Everett, 1995 (345 comp.)
- 558 Aaron Brooks, 2001 (312 comp.)
- 540 Jim Everett, 1994 (346 comp.)
- 509 Archie Manning, 1980 (309 comp.)
- 478 Bobby Hebert, 1988 (280 comp.)

Game

- 55 Jim Everett at S.F. 9/25/94 (31 comp.)
- 54 Aaron Brooks at N.Y. Giants 9/30/01 (28 comp.)
- 53 Archie Manning at Green Bay 9/10/78 (33 comp.)
- 52 Archie Manning vs. N.E. 12/10/72 (24 comp.)
- Archie Manning vs. S.F. 11/23/75 (25 comp.)

Opponent

- 59 Steve Grogan at New England 11/12/89 (27 comp.)
- 57 Warren Moon at Minnesota 11/6/94 (33 comp.)

PASS COMPLETIONS

Career

- 1849 Archie Manning, 1971-75, 77-82 (3335 att.)
- 1202 Bobby Hebert, 1985-89, 91-92 (2055 att.)
- 958 Jim Everett, 1994-96 (1571 att.)
- 592 Billy Kilmer, 1967-70 (1116 att.)
- 551 Dave Wilson, 1981, 83-88 (1038 att.)

Season

- 346 Jim Everett, 1994 (540 att.)
- 345 Jim Everett, 1995 (567 att.)
- 312 Aaron Brooks, 2001 (558 att.)
- 309 Archie Manning, 1980 (509 att.)
- 291 Archie Manning, 1978 (471 att.)

Game

- 33 Archie Manning at Green Bay 9/10/78 (53 att.)
- Jeff Blake at San Diego 9/10/00 (46 att.)
- 31 Bobby Hebert vs. San Francisco 10/8/89 (49 att.)
- Jim Everett vs. Washington 9/11/94 (46 att.)
- Jim Everett at San Francisco 9/25/94 (55 att.)
- Jim Everett at Atlanta 12/10/95 (47 att.)

Opponent

- 33 Warren Moon at Minnesota 11/6/94 (57 att.)
- 32 Jake Plummer at Arizona 12/20/98 (44 att.)
- 31 Jim Everett at L.A. Rams 12/9/90 (50 att.)
- 29 Jeff Kemp at San Francisco 9/21/86 (44 att.)

Jim Everett vs. L.A. Rams 11/26/89 (51 att.)
 Jeff George vs. Atlanta 11/13/94 (49 att.)
 Bernie Kosar vs. Miami 10/15/95 (42 att.)
 Elvis Grbac at San Francisco 10/29/95 (42 att.)
 Kurt Warner at St. Louis 10/28/01 (47 att.)

MOST CONSECUTIVE COMPLETIONS

- 15 Archie Manning, 10/14 & 10/21/79

Opponent

- 18 Don Majkowski at Green Bay 9/17/89

COMPLETION PERCENTAGE

Career (minimum 500 attempts)

- 61.0 Jim Everett, 1994-96 (1571 att.-958 comp.)
- 58.5 Bobby Hebert, 1985-89, 91-92 (2055 att.-1202 comp.)
- 57.2 Ken Stabler, 1982-84 (500 att.-326 comp.)
- 55.4 Archie Manning, 1971-75, 77-82 (3335 att.-1849 comp.)
- 54.2 Steve Walsh, 1990-93 (620 att.-336 comp.)

Season (minimum 100 attempts)

- 64.1 Jim Everett, 1994 (540 att.-346 comp.)
- 62.9 Bobby Hebert, 1989 (353 att.-222 comp.)
- 61.9 Ken Stabler, 1982 (189 att.-117 comp.)
- 61.8 Archie Manning, 1978 (471 att.-291 comp.)
- 60.9 Jeff Blake, 2000 (302 att.-184 comp.)

Game

- 90.9 Mike Buck at Pittsburgh 10/17/93 (11-10)
- 87.0 Bobby Hebert vs. Denver 11/20/88 (23-20)
- 86.4 Aaron Brooks vs. Indianapolis 11/18/01 (22-19)
- 85.2 Jim Everett at Denver 12/24/94 (27-23)
- 84.2 Bobby Hebert vs. Dallas 9/10/89 (19-16)

Opponent

- 90.9 Scott Hunter at Atlanta 10/31/76 (11-10)
- 90.5 Lynn Dickey vs. Green Bay 12/13/81 (21-19)

TOUCHDOWN PASSES

Career

- 115 Archie Manning, 1971-75, 77-82
- 85 Bobby Hebert, 1985-89, 91-92
- 60 Jim Everett, 1994-95
- 47 Billy Kilmer, 1967-70
- 36 Dave Wilson, 1981, 83-88

Season

- 26 Jim Everett, 1995
- Aaron Brooks, 2001
- 23 Archie Manning, 1980
- 22 Jim Everett, 1994
- 20 Billy Kilmer, 1969
- Bobby Hebert, 1988

Game

- 6 Billy Kilmer at St. Louis 11/2/69
- Bobby Hebert vs. San Francisco 9/4/88
- Jim Everett vs. Miami 10/15/95

Opponent

- 6 Charley Johnson at St. Louis 11/2/69

PASSER RATING

Career (minimum 500 attempts)

- 81.1 Jim Everett, 1994-96 (958-1571, 10622 yds., 60 TD, 48 INT)
- 79.1 Bobby Hebert, 1985-89, 91-92 (1202-2055, 14630 yds., 85 TD, 75 INT)
- 78.8 Aaron Brooks, 2000- (425-752, 5346 yds., 35 TD, 28 INT)
- 72.0 Steve Walsh, 1990-93 (336-620, 3879 yds., 25 TD, 22 INT)
- 68.6 Archie Manning, 1971-75, 77-82

INDIVIDUAL RECORDS



(1849-3335, 21734 yds., 115 TD, 147 INT)

Season (minimum 100 attempts)

- 92.0 John Fourcade, 1989 (61-107, 930 yds., 7 TD, 4 INT)
- 87.0 Jim Everett, 1995 (345-567, 3970 yds., 26 TD, 14 INT)
- 85.7 Aaron Brooks, 2000 (113-194, 1514 yds., 9 TD, 6 INT)
- 84.9 Jim Everett, 1994 (346-540, 3855 yds., 22 TD, 18 INT)
- 83.1 Billy Joe Tolliver, 1998 (110-199, 1427 yds., 8 TD, 4 INT)

Game (minimum 10 attempts)

- 158.3 Mike Buck at Pittsburgh 10/17/93 (10-11, 164 yds., 2 TD, 0 INT)
- 155.8 Jim Everett at Denver 12/24/94 (23-27, 343 yds., 3 TD, 0 INT)
- 148.2 Jeff Blake vs. San Francisco 11/5/00 (21-27, 288 yds., 3 TD, 0 INT)
- 144.1 Aaron Brooks vs. Indianapolis 11/18/01 (19-22, 249 yds., 2 TD, 0 INT)
- 142.4 John Fourcade at Atlanta 10/7/90 (10-17, 235 yds., 2 TD, 0 INT)

PASSES INTERCEPTED

Career

- 156 Archie Manning, 1971-75, 77-82
- 75 Bobby Hebert, 1985-89, 91-92
- 62 Billy Kilmer, 1967-70
- 55 Dave Wilson, 1981, 83-88
- 48 Jim Everett, 1994-96

Season

- 22 Aaron Brooks, 2001
- 21 Archie Manning, 1972
- 20 Archie Manning, 1975
- Archie Manning, 1979
- Archie Manning, 1980

Game

- 5 Archie Manning vs. Atlanta 9/16/73
- Archie Manning vs. L.A. Rams 10/7/79

Opponent

- 5 Randy Wright vs. Green Bay 9/14/86
- Scott Campbell at Atlanta 11/1/87

MOST TIMES SACKED

Career

- 337 Archie Manning, 1971-75, 77-82
- 119 Bobby Hebert, 1985-89, 91-92
- 98 Dave Wilson, 1981, 83-88
- 85 Billy Kilmer, 1967-70
- 67 Jim Everett, 1994-96

Season

- 50 Aaron Brooks, 2001
- 49 Archie Manning, 1975
- 43 Archie Manning, 1972
- 41 Archie Manning, 1980
- 40 Archie Manning, 1971

Game

- 9 Dave Wilson at San Francisco 11/13/83
- Dave Wilson at L.A. Rams 11/3/85
- Wade Wilson at Cleveland 12/5/93

Opponent

- 8 Steve Beuerlein at Carolina, 11/12/00
- Chris Weinke vs. Carolina 12/2/01

7 Wade Wilson at Minnesota 12/21/86
 Steve Beuerlein vs. Carolina 9/12/99

PUNTING

MOST PUNTS

Career

- 515 Tommy Barnhardt, 1987, 89-94, 99 (42.5 avg.)
- 447 Tom Blanchard, 1974-78 (41.3 avg.)
- 363 Brian Hansen, 1984-88 (42.0 avg.)
- 279 Russell Erxleben, 1979-83 (41.2 avg.)
- 236 Julian Fagan, 1970-72 (41.6 avg.)

Season

- 101 Tom Blanchard, 1976 (39.3 avg.)
- 92 Tom Blanchard, 1975 (41.0 avg.)
- 89 Russell Erxleben, 1980 (39.2 avg.)
- 88 Tom Blanchard, 1974 (42.1 avg.)
- Mark Royals, 1997 (45.9 avg.)
- Mark Royals, 1998 (45.6 avg.)

Game

- 12 Tom Blanchard vs. Minnesota 11/16/75 (42.9 avg.)
- Steve O'Neal at San Francisco 10/21/73 (41.6 avg.)
- Russell Erxleben vs. Washington 12/26/82 (44.7 avg.)
- Tommy Barnhardt at Baltimore 12/19/99 (37.2 avg.)

Opponent

- 12 Todd Sauerbrun at Chicago 10/5/97 (43.7 avg.)
- 11 Shawn McCarthy at N.E. 11/8/92 (42.1 avg.)

HIGHEST PUNTING AVERAGE

Career (minimum 50 attempts)

- 45.8 Mark Royals, 1997-98 (176 punts)
- 42.5 Tommy Barnhardt, 1987, 89-94, 99 (515 punts)
- 42.2 Tom McNeill, 1967-69 (131 punts)
- 42.0 Brian Hansen, 1984-88 (363 punts)
- 41.7 Steve O'Neal, 1973 (81 punts)

Season (minimum 40 attempts)

- 45.9 Mark Royals, 1997 (88 punts)
- 45.6 Mark Royals, 1998 (88 punts)
- 44.0 Tommy Barnhardt, 1992 (67 punts)
- 43.8 Brian Hansen, 1984 (69 punts)
- 43.6 Tommy Barnhardt, 1993 (77 punts)
- Tommy Barnhardt, 1994 (67 punts)

LONGEST PUNT

- 81 Tom McNeill vs. Dallas 9/28/69

Opponent

- 87 Dave Finzer at Chicago 10/7/84

PUNT RETURNS

MOST RETURNS

Career

- 116 Tyrone Hughes, 1993-96 (9.1 avg.)
- 104 Jeff Groth, 1981-84 (8.5 avg.)
- 75 Rich Mauti, 1977-80, 82-83 (8.1 avg.)
- 70 Vince Buck, 1990-95 (8.1 avg.)
- 57 Eric Guliford, 1997-98 (10.5 avg.)

Season

- 47 Eric Guliford, 1997 (10.6 avg.)
- 39 Jeff Groth, 1983 (7.1 avg.)
- 37 Howard Stevens, 1974 (10.2 avg.)
- Rich Mauti, 1977 (7.4 avg.)
- Jeff Groth, 1981 (11.8 avg.)
- Vince Buck, 1990 (8.2 avg.)
- Tyrone Hughes, 1993 (13.6 avg.)



INDIVIDUAL RECORDS

Game	
7	Eric Guliford at Oakland 11/9/97 (90 yds.)
6	Pete Athas vs. Houston 10/3/76 (161 yds.)
	Rod Harris at Detroit 12/3/89 (38 yds.)
	Bobby Morse vs. Indianapolis 12/24/89 (28 yds.)
	Vince Buck vs. Minnesota 9/22/91 (37 yds.)
	Tyrone Hughes at Carolina 10/22/95 (36 yds.)
	Eric Guliford at Chicago 10/5/97 (77 yds.)
	Chad Morton vs. Detroit 9/3/00 (36 yds.)

Opponent	
10	Mike Nelms vs. Washington 12/26/82 (106 yds.)

MOST YARDS

Career	
1060	Tyrone Hughes, 1993-96 (116 ret.)
887	Jeff Groth, 1981-84 (104 ret.)
657	Mel Gray, 1986-88 (49 ret.)
610	Rich Mauti, 1977-80, 82-83 (75 ret.)
599	Eric Guliford, 1997-98 (57 ret.)

Season

503	Tyrone Hughes, 1993 (37 ret.)
498	Eric Guliford, 1997 (47 ret.)
436	Jeff Groth, 1981 (37 ret.)
376	Howard Stevens, 1974 (37 ret.)
352	Mel Gray, 1987 (24 ret.)

Game

161	Pete Athas vs. Houston 10/3/76 (6 ret.)
130	Mel Gray vs. Tampa Bay 12/6/87 (2 ret.)
128	Tyrone Hughes at Rams 10/3/93 (4 ret.)

Opponent	
143	Chuck Latourette vs. St. Louis 9/29/68 (3 ret.)

HIGHEST RETURN AVERAGE

Career (minimum 20 returns)	
13.4	Mel Gray, 1986-88 (49 ret.)
13.3	Andre Hastings, 1997-99 (23 ret.)
10.5	Eric Guliford, 1997-98 (57 ret.)
10.1	Howard Stevens, 1973-74 (54 ret.)
9.5	Pete Athas, 1976 (35 ret.)

Season (minimum 10 returns)

14.7	Mel Gray, 1987 (24 ret.)
14.0	Andre Hastings, 1998 (22 ret.)
13.6	Tyrone Hughes, 1993 (37 ret.)
12.2	Mel Gray, 1988 (25 ret.)
12.18	Gil Chapman, 1975 (17 ret.)

LONGEST RETURNS

83t	Tyrone Hughes at Philadelphia 12/26/93
80	Mel Gray vs. Tampa Bay 12/6/87

Opponent

103t	Robert Bailey vs. L.A. Rams, 10/23/94
------	---------------------------------------

PUNTS RETURNED FOR TOUCHDOWNS (5)

83	Tyrone Hughes at Philadelphia 12/26/93
74	Tyrone Hughes at L.A. Rams 10/3/93
66	Mel Gray vs. Denver 11/20/88
56	Derrick Shepard vs. Dallas 9/10/89
53	Charlie Brown vs. Pittsburgh 12/15/68

Opponent (22)

103	Robert Bailey vs. L.A. Rams 10/23/94
95	Desmond Howard vs. Detroit 9/3/00
88	Mike Fuller vs. San Diego 10/9/77
86	Chuck Latourette vs. St. Louis 9/29/68
84	Ron Smith at San Diego 11/18/73
	Winslow Oliver vs. Carolina 9/8/96

KICKOFF RETURNS

MOST RETURNS

Career	
229	Tyrone Hughes, 1993-96 (25.0 avg.)
124	Rich Mauti, 1977-80, 82-83 (22.9 avg.)
93	Mel Gray, 1986-88 (23.4 avg.)
77	Jimmy Rogers, 1980-84 (21.8 avg.)
71	Gene Atkins, 1967-69 (21.2 avg.)

Season

70	Tyrone Hughes, 1996 (25.6 avg.)
66	Tyrone Hughes, 1995 (24.5 avg.)
63	Tyrone Hughes, 1994 (24.7 avg.)
53	Dino Philyaw, 1999 (22.0 avg.)
45	Deuce McAllister, 2001 (24.2 avg.)

Game

8	Tyrone Hughes vs. San Diego 10/16/94 (196 yds.)
	Tyrone Hughes at Minnesota 11/19/95 (156 yds.)
7	Tyrone Hughes vs. L.A. Rams 10/23/94 (304 yds.)
	Tyrone Hughes vs. Atlanta 9/17/95 (199 yds.)
	Tyrone Hughes vs. Green Bay 12/16/95 (194 yds.)
	Tyrone Hughes at Cincinnati 9/15/96 (205 yds.)
	Dino Philyaw at St. Louis 11/28/99 (171 yds.)
	Dino Philyaw vs. St. Louis 12/12/99 (215 yds.)
	Michael Lewis vs. Washington 12/30/01 (120 yds.)

Opponent

8	Troy Walters vs. Minnesota 10/7/01 (178 yds.)
7	Dennis Pearson vs. Atlanta 9/2/79 (122 yds.)
	Butler By'not'e vs. Carolina 11/26/95 (110 yds.)

MOST YARDS

Career	
5717	Tyrone Hughes, 1993-96 (229 ret.)
2836	Rich Mauti, 1977-80, 82-83 (124 ret.)
2172	Mel Gray, 1986-88 (93 ret.)
1678	Jimmy Rogers, 1980-84 (77 ret.)
1565	Wayne Wilson, 1979-86 (68 ret.)

Season

1791	Tyrone Hughes, 1996 (70 ret.)
1617	Tyrone Hughes, 1995 (66 ret.)
1556	Tyrone Hughes, 1994 (63 ret.)
1165	Dino Philyaw, 1999 (53 ret.)
1128	Eric Guliford, 1997 (43 ret.)

Game

304	Tyrone Hughes vs. L.A. Rams 10/23/94 (7 ret.)
215	Dino Philyaw vs. St. Louis 12/12/99 (7 ret.)
205	Tyrone Hughes at Cincinnati 9/15/96 (7 ret.)
199	Tyrone Hughes vs. Atlanta 9/17/95 (7 ret.)
196	Tyrone Hughes vs. San Diego 10/16/94 (8 ret.)

Opponent

203	Jason Tucker vs. Dallas 12/24/99 (6 ret.)
198	Clarence Verdin at Atlanta 12/11/94 (7 ret.)
190	Deion Sanders vs. Atlanta 12/3/92 (6 ret.)
189	Dave Hampton at Green Bay 11/28/71 (5 ret.)

HIGHEST RETURN AVERAGE

Career (minimum 25 returns)	
26.3	Walt Roberts, 1967 (28 ret.)
26.1	John Gilliam, 1967-68, 77 (31 ret.)
25.5	Eric Guliford, 1997-98 (61 ret.)
25.0	Tyrone Hughes, 1993-96 (229 ret.)
24.2	Deuce McAllister, 2001- (45 ret.)

Season (minimum 10 returns)

30.1	John Gilliam, 1967 (16 ret.)
27.9	Don Shy, 1969 (16 ret.)

INDIVIDUAL RECORDS



27.9	Mel Gray, 1986 (31 ret.)
27.8	Bobby Morse, 1989 (10 ret.)
27.6	Rod McNeill, 1975 (10 ret.)

KICKOFFS RETURNED FOR TOUCHDOWNS (10)

102	Eric Guliford at St. Louis 8/31/97
101	Mel Gray at San Francisco 9/21/86
100	Aaron Craver at Minnesota 11/8/98
99	Bobby Morse at Detroit 12/3/89
	Tyrone Hughes at Minnesota 11/28/93
98	Tyrone Hughes vs. L.A. Rams 10/23/94
94	John Gilliam vs. L.A. Rams 9/17/67
92	Clarence Chapman at San Francisco 11/27/77
92	Tyrone Hughes vs. L.A. Rams 10/23/94
91	Walt Roberts vs. Philadelphia 11/5/67

Opponent (9)

105	Travis Williams at L.A. Rams 12/5/71
98	Dexter Carter at San Francisco 12/1/91
95	Nate Lewis at San Diego 11/17/91
	Michael Bates at Carolina 1/2/00
94	Cliff Austin at Atlanta 10/20/85
93	Steve Odom vs. Green Bay 10/12/75
	Ronney Jenkins vs. Detroit 9/10/00
90	Dave Hampton at Green Bay 11/28/71
88	Darrick Vaughn vs. Atlanta 12/17/00

COMBINED KICKOFF AND PUNT RETURNS

MOST RETURNS

Career	
345	Tyrone Hughes, 1993-96
199	Rich Mauti, 1977-80, 82-83
142	Mel Gray, 1986-88
118	Eric Guliford, 1997-98
113	Howard Stevens, 1973-74

Season

100	Tyrone Hughes, 1996
94	Tyrone Hughes, 1995
90	Eric Guliford, 1997
84	Tyrone Hughes, 1994

Game

11	Tyrone Hughes at Carolina 10/22/95
	Tyrone Hughes vs. Arizona 9/22/96
10	Tyrone Hughes vs. L.A. Rams 10/23/94
	Chad Morton vs. Detroit 9/3/00
	Chad Morton at San Diego 9/10/00
	Michael Lewis at Carolina 10/14/01

MOST YARDS

Career	
6777	Tyrone Hughes, 1993-96
3446	Rich Mauti, 1977-80, 82-83
2829	Mel Gray, 1986-88
2158	Eric Guliford, 1997-98
1886	Howard Stevens, 1973-74

Season

1943	Tyrone Hughes, 1996
1879	Tyrone Hughes, 1995
1699	Tyrone Hughes, 1994
1626	Eric Guliford, 1997
1307	Chad Morton, 2000

Game

347	Tyrone Hughes vs. L.A. Rams 10/23/94
232	Eric Guliford at St. Louis 8/31/97
231	Chad Morton at San Diego 9/10/00
221	Tyrone Hughes vs. Philadelphia 12/26/93

Opponent

233	Chuck Latourette vs. St. Louis 9/29/68
225	Brian Mitchell vs. Washington 9/11/94

MOST RETURNS FOR TOUCHDOWNS

Career	
5	Tyrone Hughes, 1993-95
2	Mel Gray, 1986-88

Season

3	Tyrone Hughes, 1993
2	Tyrone Hughes, 1994

Game

2	Tyrone Hughes vs. L.A. Rams 10/23/94
---	--------------------------------------

Opponent

1	29 times
---	----------

INTERCEPTIONS

MOST INTERCEPTIONS

Career	
37	Dave Waymer, 1980-89 (395 yds.)
36	Tommy Myers, 1972-81 (621 yds.)
23	Sammy Knight, 1997- (428 yds.)
21	Gene Atkins, 1987-93 (324 yds.)
19	Dave Whitsell, 1967-69 (242 yds.)

Season

10	Dave Whitsell, 1967 (178 yds.)
9	Dave Waymer, 1986 (48 yds.)
7	Tommy Myers, 1979 (127 yds.)
6	8 times (last: Sammy Knight, 2001; 114 yds.)

Game

3	Tommy Myers vs. Minnesota 9/3/78 (151 yds.)
	Dave Waymer vs. Philadelphia 10/6/85 (28 yds.)
	Reggie Sutton at Chicago 10/18/87 (42 yds.)
	Gene Atkins at Phoenix 12/22/91 (198 yds.)
	Sammy Knight at Buffalo 9/9/01 (40 yds.)
Opponent	
3	Pat Thomas vs. L.A. Rams 10/7/79 (5 yds.)
	Leonard Coleman at Indianapolis 10/12/86 (31 yds.)
	Rod Woodson at San Francisco 9/14/97 (81 yds.)
	Ronde Barber at Tampa Bay 12/23/01 (56 yds.)

MOST YARDS RETURNED

Career	
621	Tommy Myers, 1972-81 (36 ret.)
428	Sammy Knight, 1997- (23 ret.)
395	Dave Waymer, 1980-89 (37 ret.)
324	Gene Atkins, 1987-93 (21 ret.)
280	Toi Cook, 1987-93 (16 ret.)

Season

198	Gene Atkins, 1991 (5 ret.)
178	Dave Whitsell, 1967 (10 ret.)
171	Sammy Knight, 1998 (6 ret.)
167	Tommy Myers, 1978 (6 ret.)
146	Johnnie Poe, 1983 (7 ret.)

Game

151	Tommy Myers vs. Minnesota 9-3/78 (3 ret.)
99	Gene Atkins at Phoenix 12/22/91 (3 ret.)
98	Sammy Knight at Minnesota 11/8/98 (2 ret.)
94	Bo Burris vs. Minnesota 10/13/68 (1 ret.)

Opponent

93	Ross Fichtner vs. Cleveland 10/1/67 (2 ret.)
----	--



INDIVIDUAL RECORDS

MOST RETURNS FOR TOUCHDOWNS

Career

- 4 Sammy Knight, 1997-
- 3 Brett Maxie, 1985-93
- 3 Jim Merlo, 1973-79
- 2 Toi Cook, 1987-93
- Tommy Myers, 1972-81
- Johnnie Poe, 1981-87
- Dave Whitsell, 1967-69
- Dennis Winston, 1982-85

Season

- 2 Dave Whitsell, 1967
- Jim Merlo, 1976
- Dennis Winston, 1984
- Sammy Knight, 1998
- Sammy Knight, 2000

Game

- 1 26 times (last: Darrin Smith vs. St. Louis 12/24/00)

Opponent

- 2 Eric Allen, at Philadelphia 12/26/93

LONGEST RETURNS

- 97t Tommy Myers vs. Minnesota 9/3/78
- 94t Bo Burris vs. Minnesota 10/13/68
- 91t Sammy Knight at Minnesota 11/8/98
- 88 Ross Fichtner vs. Cleveland 10/1/67 (lateral from Erich Barnes)
- 78t Jesse Solomon at Minnesota 12/4/88

QUARTERBACK SACKS (SINCE 1982)

MOST SACKS

Career

- 115 Rickey Jackson, 1981-93
- 82.5 Wayne Martin, 1989-99
- 76.5 Pat Swilling, 1986-92
- 52.5 Frank Warren 1981-89, 91-94
- 50.5 Joe Johnson, 1994-98, 2000-01

Season

- 17 La'Roi Glover, 2000
- 17 Pat Swilling, 1991
- 16.5 Pat Swilling, 1989
- 15.5 Wayne Martin, 1992
- 13.5 Rickey Jackson, 1992
- Charlie Clemons, 2001

Season-Rookie

- 11 Darren Howard, 2000
- 9 Renaldo Turnbull, 1990

Game

- 4 Rickey Jackson at Atlanta 12/14/86
- Rickey Jackson at Detroit 9/18/88
- Pat Swilling vs. Tampa Bay 11/11/90
- Wayne Martin vs. Atlanta 12/3/92
- Wayne Martin vs. Detroit 9/21/97
- 3.5 Jim Wilks at Philadelphia 12/11/83
- Pat Swilling at Atlanta 11/19/89

Opponent

- 6 Fred Dean at San Francisco 11/13/83

FUMBLES

MOST OPPONENT FUMBLES RECOVERED

Career

- 26 Rickey Jackson, 1981-93
- 17 Sam Mills, 1986-94

- 14 Dave Waymer, 1980-89
- 13 Gene Atkins, 1987-93
- 13 Wayne Martin, 1989-99

Season

- 7 Rickey Jackson, 1990
- 5 Joe Federspiel, 1975
- Maurice Spencer, 1976
- Jack Del Rio, 1985
- James Geathers, 1989
- Sammy Knight, 2001

Game

- 3 Maurice Spencer vs. Atlanta 10/10/76

LONGEST FUMBLE RETURN

- 90t Keith Mitchell at Carolina 11/12/00
- 86t Tyrone Hughes vs. San Francisco 11/28/94
- 85t Ernie Jackson vs. Atlanta 10/15/72
- 76t Sam Mills at N.Y. Jets 12/26/92

Opponent

- 98t Toby Wright vs. L.A. Rams 10/23/94
- 96t C.L. Whittington vs. Houston 10/3/76

MOST OWN FUMBLES RECOVERED

Game

- 3 Kyle Turley vs. St. Louis 12/24/00

MOST FUMBLES RETURNED FOR TOUCHDOWNS

Career

- 2 Robert "Pig" Goff, 1990-95
- Tyrone Hughes, 1993-95
- Sam Mills, 1986-94
- Tommy Myers, 1972-81
- Frank Warren, 1981-89, 91-93
- Keith Mitchell, 1997-2001

Season

- 2 Robert "Pig" Goff, 1992
- Tyrone Hughes, 1994

MOST TIMES FUMBLED

Career

- 62 Archie Manning, 1971-75, 77-82
- 30 Dalton Hilliard, 1986-93
- 27 George Rogers, 1981-84
- Bobby Hebert, 1985-89, 91-92
- 25 Chuck Muncie, 1976-80
- Dave Wilson, 1981, 83-89

Season

- 11 George Rogers, 1981 (6 lost)

Game

- 3 Billy Kilmer at St. Louis 12/3/67
- Billy Kilmer vs. Cleveland 10/12/69
- Howard Stevens at Dallas 9/24/73
- Hokie Gajan vs. Tampa Bay 9/22/85 (2 lost)
- Rueben Mayes vs. S.F. 10/25/87 (2 lost)
- Rueben Mayes at Pittsburgh 11/29/87 (2 lost)
- Heath Shuler vs. Atlanta 10/12/97 (1 lost)
- Ricky Williams vs. S.F. 1/6/02 (2 lost)

TEAM RECORDS



* - Records as a result of the 1982 9-game season

SCORING

MOST POINTS

Season

- 422 1987
- 386 1989
- Opponent
- 487 1980

Game

- 51 Saints 51 at St. Louis 42, 11/2/69, Saints 51 at Seattle 27, 11/21/76

Opponent

- 62 Atlanta 62 at Saints 7, 9/16/73

Half

- 42 at Tampa Bay 10/14/79 (2nd)

Opponent

- 38 Atlanta 9/16/73 (2nd)

Quarter

- 28 at Seattle 11/21/76 (3rd), vs. Oakland 12/3/79 (2nd)

Opponent

- 25 at St. Louis 10/28/01 (3rd)
- 28 at Philadelphia 11/19/67 (2nd), at Chicago 10/10/71 (2nd), vs. L.A. Rams 10/7/79 (2nd)

FEWEST POINTS

Season

- 129 1982*
- 163 1973
- Opponent
- 160 1982*
- 202 1992

Game

- 0 14 times (last vs. San Francisco 1/6/02)

Opponent

- 0 12 times (last at N.Y. Jets 12/24/95)

MOST TOUCHDOWNS

Season

- 46 1979, 1987, 1989
- 41 2000
- Opponent
- 60 1980

Game

- 7 at St. Louis 11/2/69
- 6 at Seattle 11/21/76, at Chicago 10/2/77, at Tampa Bay 10/14/79, vs. Denver 11/20/88

Opponent

- 8 vs. Atlanta 9/16/73

FEWEST TOUCHDOWNS

Season

- 16 1973, 1982*
- 17 1970
- Opponent
- 19 1982*
- 23 1991

MOST GAMES WITHOUT YIELDING A TOUCHDOWN

- 5 1991 (2 shutouts)

MOST TOUCHDOWNS RUSHING

Season

- 28 1979
- 20 1987
- Opponent
- 28 1980

Game

- 5 at Tampa Bay 10/14/79

Opponent

- 5 at St. Louis 10/23/77, at N.Y. Giants 9/24/95

FEWEST TOUCHDOWNS RUSHING

Season

- 4 1970, 1985
- 5 1972, 1973
- Opponent
- 6 1987, 1991

MOST TOUCHDOWNS PASSING

Season

- 27 2001
- 26 1980, 1995
- Opponent
- 34 1999

Game

- 6 at St. Louis 11-2-69

Opponent

- 6 at St. Louis 11-2-69

FEWEST TOUCHDOWNS PASSING

Season

- 8 1975, 1976, 1981, 1982*
- Opponent
- 11 1982*
- 12 1991

MOST FIELD GOALS

Season

- 33 1987 (42 attempts)
- 31 1985 (35 attempts)
- Opponent
- 33 1996 (42 attempts)

Game

- 5 at Green Bay (Milw.) 11/28/71 (6 att.), vs. L.A. Rams 12/1/85, vs. San Francisco 10/25/87 (7 att.), vs. Atlanta 12/3/92 (5 att.), at Atlanta 12/11/94 (5 att.), vs. Minnesota 10/7/01 (5 att.), at St. Louis 10/28/01 (5 att.)

Opponent

- 6 at N.Y. Jets 12/3/72 (7 att.), vs. San Francisco 10/16/83 (6 att.), vs. Atlanta 11/13/94 (6 att.)

MOST DEFENSIVE TOUCHDOWNS

Season

- 9 1998
- 6 1992
- Opponent
- 9 1993

MOST POINTS AFTER TOUCHDOWN

Season

- 44 1979 (46 att.), 1989 (46 att.)
- 43 1987 (46 att.)
- Opponent
- 56 1980 (60 att.)

Game

- 6 at St. Louis 11/2/69 (7 att.), at Seattle 11/21/76 (6 att.), at Chicago 10/2/77 (6 att.), at Tampa Bay 10/14/79 (6 att.), vs. Denver 11/20/88 (6 att.)

Opponent

- 8 vs. Atlanta 9/16/73 (8 att.)

FEWEST POINTS AFTER TOUCHDOWN

Season

- 15 1982* (16 att.)
- 16 1970 (17 att.), 1973 (16 att.)
- Opponent
- 19 1982* (19 att.)
- 22 1991 (23 att.), 1992 (24 att.)

MOST TWO-POINT CONVERSIONS

Season

- 3 1999 (6 att.)
- 2 1994 (6 att.), 1995 (9 att.), 1996 (6 att.)

Opponent

- 3 1994 (4 att.), 1995 (5 att.)

Game

- 1 12 times (last at San Francisco, 11/11/01)

Opponent

- 2 vs. Carolina, 11/26/95

GREATEST MARGIN OF VICTORY

- 42 Denver 0 at Saints 42, 11/20/88

GREATEST MARGIN OF DEFEAT

- 55 Atlanta 62 at Saints 7, 9/16/73

MOST CONSECUTIVE GAMES SCORING

- 216 12/11/83 through 10/12/97 (was held scoreless vs. Carolina 10/19/97)

LONGEST WINNING STREAK

- 9 11/1 through 12/27/87, 12/23/90 through 10/20/91
- 7 9/11 through 10/23/88

LONGEST LOSING STREAK

- 14 9/7 through 12/7/80

FIRST DOWNS

MOST FIRST DOWNS

Season

- 315 1979
- 312 2000
- Opponent
- 360 1980

Game

- 32 vs. Atlanta 1/2/83
- 30 at St. Louis 10/11/87, vs. Atlanta 11/13/94

Opponent

- 35 vs. Atlanta 9/2/79

FEWEST FIRST DOWNS

Season

- 173 1982*
- 183 1970



TEAM RECORDS

Opponent
151 1982*
214 1991

Game
2 at San Francisco 10/21/73
3 vs. St. Louis 10/5/80
Opponent
6 vs. L.A. Rams 9/15/91, vs. Minnesota 9/22/91, vs. L.A. Raiders 12/16/91, at New England 11/8/92

MOST FIRST DOWNS RUSHING
Season
160 1979
135 1983
Opponent
178 1980

Game
19 at Seattle 11/21/76
Opponent
23 vs. St. Louis 10/4/80

FEWEST FIRST DOWNS RUSHING
Season
55 1970
67 1967, 1998
Opponent
58 1982*
63 1991

Game
0 at Philadelphia 10/26/69, vs. St. Louis 10/5/80, vs. San Francisco 9/3/95, at Baltimore 12/19/99
Opponent
0 vs. New England 11/30/86, at Detroit 9/18/88, vs. Carolina 10/15/00

MOST FIRST DOWNS PASSING
Season
203 1994
202 1995
Opponent
206 1994, 1998

Game
24 vs. Washington 9/11/94
19 at San Diego 9/10/00
Opponent
23 at Minnesota 11/6/94

FEWEST FIRST DOWNS PASSING
Season
76 1982*
82 1975
Opponent
81 1982*
103 1977

Game
0 at San Francisco 10/21/73
Opponent
0 at St. Louis 10/11/87

MOST FIRST DOWNS BY PENALTY
Season
32 1999
31 1969, 1971

Opponent
34 1987

Game
7 at N.Y. Jets 10/26/86, at Tampa Bay 9/24/89, at Atlanta 12/5/99
Opponent
6 vs. San Francisco 10/25/87, at New England 11/12/89, at St. Louis 11/26/00, at Atlanta 12/9/01

NET YARDS

MOST YARDS
Season
5627 1979 (2476 rush, 3151 pass)
5397 2000 (2068 rush, 3329 pass)
Opponent
6218 1980 (3106 rush, 3112 pass)

Game
557 at Atlanta 9/12/93 (227 rush, 330 pass)
526 vs. Miami 12/7/86 (257 rush, 269 pass)
Opponent
552 vs. Atlanta 9/2/79 (257 rush, 295 pass)

FEWEST YARDS
Season
2655 1982* (1257 rush, 1398 pass)
3187 1975 (1642 rush, 1545 pass)
Opponent
2607 1982* (974 rush, 1633 pass)
3797 1974 (1758 rush, 2039 pass)

Game
60 vs. Minnesota 11/16/75 (67 rush, -7 pass)
80 vs. St. Louis 10/5/80 (15 rush, 65 pass)
Opponent
117 vs. L.A. Raiders 12/16/91 (71 rush, 46 pass)
120 vs. L.A. Rams 9/15/91 (77 rush, 43 pass)

HIGHEST AVERAGE PER OFFENSIVE PLAY
Season
5.6 1979 (995 plays-5627 yds.)
5.4 1992 (895 plays-4806 yds.)
Opponent
6.1 1969 (822 plays-5018 yds.)

Game
9.0 at New England 12/3/95 (432 yds.)
8.3 at Atlanta 9-12-93 (557 yds.)
Opponent
8.1 at St. Louis 11/2/69 (473 yds.)

LOWEST AVERAGE PER OFFENSIVE PLAY
Season
3.5 1975 (908 plays-3189 yds.)
4.0 1973 (929 plays-3744 yds.)
1974 (872 plays-3501 yds.)
Opponent
4.3 1992 (949 plays-4075 yds.)
1997 (1073 plays-4645 yds.)

RUSHING

MOST YARDS
Season
2476 1979 (551 attempts)
2461 1983 (595 attempts)
Opponent
3106 1980 (630 attempts)

Game
307 at Los Angeles 11/8/81 (52 att.)
299 at Kansas City 9/26/76 (44 att.)
Opponent
340 vs. L.A. Rams 11/25/73 (55 att.)

FEWEST YARDS
Season
1192 1967 (334 att.)
1215 1970 (371 att.)
Opponent
974 1982* (255 att.)
1213 1991 (334 att.)

Game
7 vs. San Francisco 10/1/72 (16 att.)
11 vs. N.Y. Giants 12/20/93 (12 att.), at Baltimore 12/19/99 (16 att.)
Opponent
2 vs. New England 11/30/86 (18 att.)

MOST ATTEMPTS
Season
595 1983 (2461 yds.)
569 1987 (2190 yds.)
Opponent
630 1980 (3106 yds.)

Game
55 at Atlanta 10/20/74 (232 yds.), at San Francisco 10/15/78 (175 yds.)
Opponent
62 vs. St. Louis 10/5/80 (330 yds.)

FEWEST ATTEMPTS
Season
331 1982* (1257 yds.)
334 1967 (1193 yds.)
Opponent
255 1982* (974 yds.)
334 1991 (1213 yds.)

Game
9 vs. St. Louis 10/5/80 (15 yds.), vs. Denver 12/3/00 (21 yds.)
Opponent
10 vs. Dallas 9/10/89 (20 yds.), at St. Louis 11/26/00 (28 yds.)

HIGHEST AVERAGE PER RUSH
Season
4.5 1979 (551 att.-2476 yds.)
4.3 1969 (399 att.-1705 yds.), 1993 (414 att.-1766 yds.)
Opponent
4.9 1980 (630 att.-3106 yds.)

Game
7.4 vs. Philadelphia 10/1/95 (16 att.-119 yds.)

TEAM RECORDS



7.3 at Atlanta 9/12/93 (31 att.-227 yds.)
Opponent
8.1 at Carolina 11/30/97 (23 att.-186 yds.)

LOWEST AVERAGE PER RUSH
Season
3.3 1970 (371 att.-1215 yds.)
3.4 1996 (386 att.-1308 yds.)
Opponent
3.2 1986 (486 att.-1559 yds.)

Game
0.4 vs. San Francisco 10/1/72 (16 att.-7 yds.)
Opponent
0.1 New England 11/30/86 (18 att.-2 yds.)

PASSING

MOST NET YARDS
Season
3846 1994
3788 1995
Opponent
3968 1998

Game
425 vs. Denver 12/3/00
380 vs. Washington 9/11/94
Opponent
426 at St. Louis 10/28/01

FEWEST NET YARDS
Season
1398 1982*
1545 1975
Opponent
1633 1982*
1893 1977

Game
-15 at San Francisco 10/21/73
-7 vs. Minnesota 11/16/75
Opponent
4 at St. Louis 10/11/87

MOST ATTEMPTS
Season
573 1995 (349 comp.)
569 1994 (366 comp.)
Opponent
577 1989 (320 comp.)

Game
55 at San Francisco 9/25/94 (31 comp.)
54 vs. Buffalo 12/27/98 (26 comp.), at N.Y. Giants 9/30/01 (28 comp.)
Opponent
59 at New England 11/12/89 (27 comp.)

FEWEST ATTEMPTS
Season
248 1982* (137 comp.)
321 1977 (166 comp.)
Opponent
290 1977 (154 comp.)

Game
4 at San Francisco 10/15/78 (2 comp.)
Opponent
10 at New England 12/4/83 (3 comp.), at St. Louis 10/1/87 (3 comp.)

MOST COMPLETIONS
Season
366 1994 (569 att.)
349 1995 (573 att.)
Opponent
353 1994 (559 att.)

Game
33 vs. Green Bay 9/10/78 (53 att.), vs. Washington 9/11/94 (49 att.), at San Diego 9/10/00 (46 att.)
Opponent
33 at Minnesota 11/6/94 (57 att.)

FEWEST COMPLETIONS
Season
137 1982* (248 att.)
163 1973 (338 att.)
Opponent
149 1982* (245 att.)
153 1968 (366 att.)

Game
2 at San Francisco 10/15/78 (4 att.)
Opponent
3 at New England 12/4/83 (10 att.), at St. Louis 10/11/87 (10 att.)

HIGHEST COMPLETION PERCENTAGE
Season
64.3 1994 (366 comp.-569 att.)
61.6 1989 (284 comp.-461 att.)
Opponent
63.1 1994 (353 comp.-559 att.)

Game
87.0 vs. Denver 11/20/88 (20 comp.-23 att.)
84.2 vs. Dallas 9/10/89 (16 comp.-19 att.)
Opponent
90.5 vs. Green Bay 12/13/81 (19 comp.-21 att.)

LOWEST COMPLETION PERCENTAGE
Season
46.2 1975 (181 comp.-392 att.)
47.0 1971 (182 comp.-387 att.)
Opponent
41.8 1968 (153 comp.-366 att.)

Game
23.5 vs. L.A. Rams 9/3/81 (4 comp.-17 att.)
26.9 at Chicago 10/7/84 (7 comp.-26 att.)
Opponent
22.7 vs. Chicago 10/27/91 (5 comp.-22 att.)

MOST PASSES INTERCEPTED
Season
33 1997
30 1999
Opponent
30 1987

Game
6 vs. Atlanta 9/16/83, at San Francisco 9/14/97
5 vs. L.A. Rams 10/7/79
Opponent
7 vs. Green Bay 9/14/86

FEWEST PASSES INTERCEPTED
Season
12 1987
14 1971, 1976, 1982*, 1995
Opponent
8 1990

INTERCEPTIONS

MOST INTERCEPTIONS
Season
30 1987
29 1991
Opponent
33 1997

Game
7 vs. Green Bay 9/14/86
5 at Atlanta 11/1/87, vs. N.Y. Giants 11/22/87, at Philadelphia 10/13/91, at Phoenix 12/22/91
Opponent
6 vs. Atlanta 9/16/73, vs. San Francisco 9/14/97

FEWEST INTERCEPTIONS
Season
8 1990
9 1982*
Opponent
12 1987

MOST RETURN YARDAGE
Season
482 1991 (29 int.)
466 1998 (21 int.)
Opponent
483 1999 (30 int.)

Game
176 vs. Minnesota 9/3/78 (4 int.)
126 vs. Minnesota 10/13/68 (2 int.)
Opponent
136 at Minnesota 12/4/88 (2 int.)

FEWEST RETURN YARDAGE
Season
73 1969 (12 int.)
83 1977 (10 int.)
Opponent
79 1982* (14 int.)
93 1996 (17 int.)

MOST RETURNS FOR TOUCHDOWNS
Season
5 1998
4 2000
Opponent
6 1993



TEAM RECORDS

Game
1 40 times (last vs. St. Louis 12/24/00)

Opponent
3 vs. Tampa Bay 12/11/77

FUMBLES

MOST Season
40 1981 (20 lost)
37 1983 (22 lost)
Opponent
43 1975 (23 lost)

Game
7 at L.A. Rams 11/8/81 (2 lost), vs. New England 11/30/86 (5 lost)

Opponent
7 vs. Cleveland 12/12/71 (5 lost), at L.A. Rams 12/16/79 (4 lost), at N.Y. Jets 10/26/86 (2 lost)

FEWEST Season
17 1982* (10 lost)
19 1968 (11 lost), 1995 (11 lost)
Opponent
20 1969 (10 lost)

MOST LOST Season
22 1983 (37 fumbles)
22 1997 (34 fumbles)
Opponent
27 1976 (38 fumbles)

Game
5 vs. New England 11/30/86 (7 fumbles)

Opponent
5 vs. Dallas 11/3/68 (5 fumbles), vs. Cleveland 12/12/71 (7 fumbles), at Atlanta 11/25/79 (6 fumbles)

FEWEST LOST Season
9 1999 (26 fumbles)
10 1982* (17 fumbles)

Opponent
10 1967 (21 fumbles), 1969 (20 fumbles), 1984 (28 fumbles), 1996 (25 fumbles)

MOST RETURNED FOR TOUCHDOWNS Season

5 1998
3 1992
Opponent
4 1975

Game
2 at San Francisco 10/19/75
Opponent
2 at St. Louis 10/11/87

TURNOVERS

MOST Season
55 1997
47 1981, 1983

Opponent
49 1987, 1981

Game
8 vs. Atlanta 9/16/73, vs. Detroit 10/28/90, at San Francisco 9/14/97

Opponent
8 at St. Louis 10/28/01

FEWEST Season
24 1982*
25 1971, 1995
Opponent
22 1969, 1982*

QUARTERBACK SACKS

MOST Season
66 2000 (378 yds.) - led NFL
59 1997 (408 yds.) - led NFL
Opponent
58 1985 (461 yds.)

Game
9 vs. L.A. Rams 12/1/85 (69 yds.), at Atlanta 12/9/01 (53 yds.)
8 vs. Chicago 9/18/83 (73 yds.), vs. Carolina 10/15/00 (41 yds.), at Carolina 11/12/00 (37 yds.), vs. Carolina 12/2/01 (60 yds.)

Opponent
10 vs. Atlanta 10/12/97 (76 yds.)

FEWEST Season
17 1970 (136 yds.)
21 1969 (199 yds.)
Opponent
15 1992 (119 yards)

MOST YARDS LOST Season
437 1983 (56 sacks)
420 1984 (55 sacks)
Opponent
461 1985 (58 sacks)

Game
73 vs. Chicago 9/18/83 (8 sacks)
Opponent
81 vs. San Diego 10/9/77 (8 sacks)

PUNTING

MOST Season
101 1976 (39.3 avg.)
92 1975 (41.0 avg.)
Opponent
92 1997 (39.9 avg.)

Game
12 vs. Minnesota 11/16/75
11 at San Francisco 10/21/73, vs. Washington 12/26/82, at Baltimore 12/19/99

Opponent
12 at Chicago 10/5/97

FEWEST Season
46 1982* (43.0 avg.)
49 1969 (41.4 avg.)
Opponent
50 1971 (41.2 avg.)

Game
0 vs. Atlanta 1/2/83
1 10 times (last vs. Chicago 10/13/96)

Opponent
0 at N.Y. Giants 10/8/67, at San Francisco 11/14/71, vs. Cleveland 9/13/87, at Minnesota 11/19/95, vs. St. Louis 12/12/99

HIGHEST AVERAGE Season
45.9 1997 (88 punts)
45.4 1998 (90 punts)
Opponent
44.5 1973 (63 punts)

LOWEST AVERAGE Season
37.6 1968 (75 punts)
39.0 1989 (71 punts)
Opponent
37.5 1987 (73 punts)

PUNT RETURNS

MOST RETURNS Season
53 1989 (428 yds.)
48 1997 (496 yds.)
Opponent
64 1976 (742 yds.)

Game
7 vs. New England 11/30/86 (66 yds.), at Detroit 12/3/89 (48 yds.), at Oakland 11/9/97 (90 yds.)
Opponent
10 vs. Washington 12/26/82 (106 yds.)

FEWEST RETURNS Season
16 1971 (100 yds.), 1972 (43 yds.)
21 1982* (144 yds.)
Opponent
27 1969 (176 yds.)

MOST YARDS Season
517 1993 (38 ret.)
496 1997 (48 ret.)
Opponent
906 1974 (59 ret.)

Game
161 vs. Houston 10/3/76 (6 ret.)
Opponent
144 vs. L.A. Rams 10/23/94 (4 ret.)

HIGHEST AVERAGE Season
13.6 1993 (38 ret.)
12.8 1998 (32 ret.)
Opponent
15.4 1974 (59 ret.)

TEAM RECORDS



LOWEST AVERAGE Season
2.7 1972 (16 ret.)
3.4 1967 (23 ret.)
Opponent
5.8 1971 (43 ret.)

MOST RETURNS FOR TOUCHDOWNS Season
2 1993
1 1968, 1988, 1989

Opponent
2 1974, 1977, 1983, 1994, 2000

Game
1 5 times (last at Philadelphia 12/26/93)
Opponent
1 22 times (last at Carolina 10/14/01)

KICKOFF RETURNS

MOST RETURNS Season
88 1980 (22.4 avg.)
87 2001 (23.3 avg.)
Opponent
76 1979 (20.0 avg.)

Game
9 at Philadelphia 11/19/67 (231 yds.)
9 vs. San Francisco 10/1/72 (201 yds.)
Opponent
8 vs. Washington 9/22/68 (140 yds.), vs. Atlanta 9/2/79 (127 yds.), at Atlanta 12/11/94 (206 yds.)

FEWEST RETURNS Season
26 1982* (22.2 avg.)
42 1992 (19.4 avg.)
Opponent
20 1982* (19.4 avg.)
33 1973 (21.9 avg.)

MOST YARDS Season
2027 2001 (87 ret.)
1973 1980 (88 ret.)
Opponent
1743 2000 (71 ret.)

Game
304 vs. L.A. Rams 10/23/94 (7 ret.)
233 at San Francisco 9/21/86 (5 ret.)
Opponent
221 at San Diego 9/10/00 (6 ret.)
206 at Atlanta 12/11/94 (8 ret.)

HIGHEST AVERAGE Season
24.3 1996 (78 ret.)
24.2 1967 (72 ret.)
Opponent
25.5 1975 (42 ret.)

LOWEST AVERAGE Season
17.6 1991 (50 ret.)

18.9 1976 (62 ret.)
Opponent
16.2 1990 (36 ret.)

MOST RETURNS FOR TOUCHDOWNS Season
2 1967, 1994
Opponent
2 1971, 1991, 2000

Game
2 vs. L.A. Rams 10/23/94
Opponent
1 9 times (vs. Atlanta 12/17/00)

COMBINED KICKOFF AND PUNT RET.

MOST YARDS RETURNED Season
2315 2001 (288 punt, 2027 kickoff)
2149 1980 (176 punt, 1973 kickoff)
Opponent
2237 2000 (494 punt, 1743 kickoff)

Game
347 vs. L.A. Rams 10/23/94 (43 punt, 304 kickoff)
Opponent
341 vs. L.A. Rams 10/23/94 (144 punt, 197 kickoff)

MOST RETURNED FOR TOUCHDOWNS Season
3 1993 (2 punt, 1 kickoff)
2 1967 (0 punt, 2 kickoff), 1989 (1 punt, 1 kickoff), 1994 (0 punt, 2 kickoff)
Opponent
4 2000 (2 punt, 2 kickoff)

Game
2 vs. L.A. Rams 10/23/94 (2 kickoff)
Opponent
1 31 times (last at Carolina 10/14/01)

PENALTIES

MOST Season
124 2000 (1024 yds.)
121 1998 (928 yds.)
Opponent
132 1998 (1164 yds.)

Game
17 at St. Louis 11/26/00 (116 yds.)
14 vs. Minnesota 9/3/78 (132 yds.), vs. St. Louis 9/4/83 (101 yds.), vs. Philadelphia 10/6/85 (107 yds.), at N.Y. Giants 9/30/01 (92 yds.)

Opponent
14 at L.A. Rams 12/5/71 (119 yds.), vs. Atlanta 9/2/84 (143 yds.), vs. San Francisco 10/11/98 (115 yds.), vs. San Francisco 11/5/00 (97 yds.), at St. Louis 11/26/00 (132 yds.)

FEWEST Season
58 1973 (516 yds.)
60 1992 (567 yds.)
Opponent
52 1982* (459 yds.)
69 1973 (751 yds.)

Game
0 vs. Seattle 11/10/85
Opponent
0 at Washington 9/21/75, at San Francisco 12/11/88, at San Francisco 12/23/90, vs. San Francisco 1/6/02

MOST PENALTY YARDS Season
1044 1978 (104 pen.)
1029 1970 (91 pen.)
Opponent
1164 1998 (132 pen.)

Game
149 at Chicago 10/8/00 (10 pen.)
142 at N.Y. Giants 10/6/68 (12 pen.)
Opponent
143 vs. Atlanta 9/2/84 (14 pen.)

FEWEST PENALTY YARDS Season
514 1982* (63 pen.)
516 1973 (58 pen.)
Opponent
459 1982* (52 pen.)
590 1993 (86 pen.)

SAFETIES

MOST Season
3 1989
2 1987, 1988, 1998
Opponent
3 1983
2 1969, 1973, 1976

Game
2 vs. Cleveland 9/13/87
1 16 times (last: vs. N.Y. Jets 11/4/01)
Opponent
1 20 times (last: at Philadelphia 12/26/03)

3RD DOWN CONVERSIONS

MOST Season
104 1988 (227 att.)
99 1987 (221 att.)
Opponent
105 1979 (239 att.)

FEWEST Season
48 1982* (128 att.)
54 1997 (207 att.)
Opponent
36 1982* (103 att.)
49 1991 (188 att.)



TWO-TEAM RECORDS

SCORING

MOST POINTS

93 New Orleans 51 at St. Louis 42; 11/2/69

FEWEST POINTS

6 L.A. Rams 0 at New Orleans 6; 11/9/86

MOST TOUCHDOWNS

13 New Orleans 7 at St. Louis 6; 11/2/69

FEWEST TOUCHDOWNS (Final Score)

0 Rams 0 at New Orleans 6; 11/9/86
Pittsburgh 9 at New Orleans 6; 12/1/90
New Orleans 9 vs. Tampa Bay 3; 10/25/98

FIRST DOWNS

MOST FIRST DOWNS

58 Atlanta 35 at New Orleans 23; 9/2/79

FEWEST FIRST DOWNS

20 Minnesota 8 at New Orleans 12; 9/12/70

NET YARDS

MOST YARDS GAINED

1064 Atlanta 552 at New Orleans 512; 9/2/79

FEWEST YARDS GAINED

345 New Orleans 179 vs. Atlanta 166; 10/12/97

RUSHING

MOST RUSHES

86 New Orleans 39 at Atlanta 47; 12/16/73

MOST YARDS

490 L.A. Rams 340 at New Orleans 150; 11/25/73

FEWEST YARDS

72 New Orleans 11 at Baltimore 61; 12/19/99

MOST TOUCHDOWNS

7 New Orleans 4, at Seattle 3; 11/21/76

PASSING

MOST YARDS

719 New Orleans 374 at St. Louis 345; 11/2/69

FEWEST YARDS

77 San Francisco 44 at New Orleans 33; 11/13/77

MOST PASSES ATTEMPTED

94 New Orleans 55 at San Francisco 39; 9/25/94

MOST PASSES COMPLETED

57 New Orleans 24 at Minnesota 33; 11/6/94
Atlanta 29 at New Orleans 28; 11/13/94
Atlanta 27 at New Orleans 30; 9/17/95

MOST TOUCHDOWNS

12 New Orleans 6 at St. Louis 6; 11/2/69

MOST PASSES INTERCEPTED

9 Green Bay 7 at New Orleans 2; 9/14/86

PUNTS

MOST

21 New Orleans 9 at Chicago 12; 10/5/97

FEWEST

2 New Orleans 1 at Washington 1; 11/18/90

PENALTIES

MOST

31 New Orleans 17 at St. Louis 14; 11/26/00

FEWEST

2 New Orleans 2 at San Francisco 0; 12/11/88
Atlanta 1 at New Orleans 1; 12/3/92

MOST YARDS PENALIZED

248 New Orleans 116 at St. Louis 132; 11/26/00

FEWEST YARDS PENALIZED

11 New Orleans 11 at San Francisco 0; 12/11/88

FUMBLES

MOST

10 Cleveland 7 at New Orleans 3; 12/12/71
New Orleans 5 at Carolina 5; 10/14/01
New Orleans 5 at St. Louis 5; 10/28/01

MOST LOST

8 Cleveland 5 at New Orleans 3; 12/12/71

TURNOVERS

MOST

11 Dallas 7 at New Orleans 4; 11/3/68
Chicago 5 at New Orleans 6; 9/18/83

QUARTERBACK SACKS

MOST

15 Atlanta 10 at New Orleans 5; 10/12/97

CONSECUTIVE RECORDS



INDIVIDUAL

Games Played:

147 Jim Dombrowski (10/25/87 through 11/3/96)
144 Wayne Martin (9/1/91 through 1/2/99)
143 Eric Martin (9/8/85 through 1/2/93)
122 Morten Andersen (10/25/87 through 12/24/94)
103 Joe Federspiel (9/16/73 through 12/21/80)

Games Started:

144 Wayne Martin (9/1/91 through 1/2/99)
91 Rickey Jackson (9/6/81 through 9/20/87)
90 Jim Dombrowski (10/25/87 through 12/26/92)

Games, Scoring Points:

174 Morten Andersen (12/11/83 through 12/24/94)

Games, Scoring Touchdown:

6 Dalton Hilliard (12/18/88 through 10/8/89)
Dalton Hilliard (10/18 through 11/29/92)

Games, Scoring Field Goal:

20 Morten Andersen (10/25/87 through 11/6/88)
19 Morten Andersen (11/24/85 through 12/7/86)
17 Morten Andersen (11/18/90 through 11/10/91)
16 Morten Andersen (9/20/92 through 9/12/93)

Field Goals Made:

25 Morten Andersen (11/1/92 through 9/12/93)
20 Morten Andersen (11/24/85 through 10/5/86)

Games, Rushing Touchdown:

5 Dalton Hilliard (1/22 through 11/19/89)
Ricky Williams (9/24 through 10/29/00)

Games, Receiving Touchdown:

4 Lonzell Hill (9/18 through 10/9/88)
Dalton Hilliard (10/18 through 11/15/92)
Quinn Early (10/17 through 11/14/93)
Quinn Early (11/12 through 12/3/95)
Joe Horn (12/2 through 12/23/01)

Games, Rushing for 100 or More Yards:

5 Ricky Williams (9/17 through 10/22/00)
3 George Rogers (10/11 through 10/25/81)
Wayne Wilson (9/25 through 10/9/93)
Dalton Hilliard (11/12 through 11/26/89)

Games, Passing Touchdown:

13 Archie Manning (11/26/78 through 10/28/79)

Games, None Intercepted:

3 Billy Kilmer, 1969
Archie Manning 1971, 1973, 1978, 1979
Bobby Hebert, 1987, 1992
Wade Wilson, 1993

Passes Completed:

15 Archie Manning (10/21 through 10/28/79)

Games, Pass Reception:

105 Eric Martin (11/1/87 through 1/2/94)
79 Danny Abramowicz (9/17/67 through 12/16/73)

Points After Touchdown

119 Morten Andersen (10/22/89 through 12/3/92)
88 Doug Brien (11/5/95 through 9/12/99)

TEAM

Wins, Regular Season:

9 11/1 through 12/27/87
12/23/90 through 10/20/91
7 9/11 through 10/23/88
6 10/8 through 11/12/00

Wins, Preseason:

5 1967

Losses, Regular Season:

14 9/7 through 12/7/80

Wins Against One Team:

7 vs. L.A. Rams; 12/9/90 through 10/3/93

Losses Against One Team:

10 vs. Atlanta; 9/17/95 through 12/5/99

Wins at Home:

5 12/31/90 through 10/20/91
5 10/11 through 12/3/92

Wins on the Road:

10 10/18/87 through 10/6/88

Losses at Home:

10 12/3/79 through 12/21/80

Losses on the Road:

14 11/5/72 through 10/13/74
14 10/18/98 through 1/2/00

Games Scoring:

216 12/11/83 through 10/12/97
(5th in NFL history)

Games with a Sack:

60 12/24/94 through 11/22/98
(tied-3rd in NFL history)



BIG GAMES

100 YARD RUSHING GAMES (84)

Yds	Att	Player	Opponent	Date
206	24	George Rogers	vs. St. Louis	9/4/83
203	28	Rueben Mayes	vs. Miami	12/7/86
179	40	Ricky Williams	vs. Cleveland	10/31/99
174	20	Ray Zellers	vs. Chicago	10/13/96
172	24	Rueben Mayes	vs. Tampa Bay	10/19/86
166	33	George Rogers	vs. Dallas	12/19/82
162	29	George Rogers	vs. L.A. Rams	9/13/81
162	29	Mario Bates	vs. Detroit	9/21/97
161	22	Chuck Muncie	vs. Atlanta	9/2/79
161	24	George Rogers	at L.A. Rams	11/8/81
160	34	Wayne Wilson	vs. Miami	10/2/83
160	35	Earl Campbell	at Minnesota	11/24/85
158	29	Dalton Hilliard	at Atlanta	11/19/89
157	33	Rueben Mayes	vs. New England	11/30/86
157	24	Lamar Smith	at Indianapolis	9/27/98
156	29	Ricky Williams	at Atlanta	10/22/00
155	20	Craig Heyward	vs. Tampa Bay	11/11/90
148	22	Alvin Maxson	vs. St. Louis	12/8/74
147	24	Rueben Mayes	vs. Cleveland	9/13/87
147	31	Ricky Williams	at Carolina	10/14/01
146*	14	Tony Galbreath	at Kansas City	9/26/76
144	29	Rueben Mayes	vs. San Francisco	10/25/87
144	38	Ricky Williams	vs. Carolina	10/15/00
142	27	Andy Livingston	vs. Washington	9/21/69
142	28	George Rogers	at Houston	11/22/81
141	22	Mario Bates	vs. Atlanta	11/13/94
138	33	Wayne Wilson	at Chicago	9/19/82
138	28	Fred McAfee	vs. Atlanta	11/24/91
137	20	George Rogers	vs. Atlanta	11/6/83
136	30	Ricky Williams	vs. Minnesota	10/7/01
134	17	George Rogers	vs. Philadelphia	10/11/81
131	25	Rueben Mayes	at St. Louis	11/16/86
129	32	Mario Bates	at N.Y. Giants	12/15/96
128	28	Rueben Mayes	vs. San Francisco	11/2/86
128	21	Chuck Muncie	vs. Oakland	12/3/79
128	30	Ricky Williams	at Chicago	10/8/00
127	16	Don McCall	vs. Washington	9/22/68
127	25	Dalton Hilliard	vs. Atlanta	12/18/88
126*	25	Chuck Muncie	at Kansas City	9/26/76
125	25	Derek Brown	vs. Detroit	9/19/93
124	32	George Rogers	vs. L.A. Rams	12/18/83
123	33	George Rogers	vs. Kansas City	11/21/82
123	15	Mario Bates	at New England	12/3/95
122	18	George Rogers	at Cleveland	10/18/81
122*	19	Craig Heyward	at Cincinnati	11/4/90
121	24	Ricky Williams	at San Francisco	11/11/01
120	23	George Rogers	vs. Tampa Bay	11/29/81
120	28	Ricky Williams	vs. Indianapolis	11/18/01
117	18	Chuck Muncie	vs. San Francisco	11/11/79
115	25	George Rogers	at San Francisco	9/27/81
115	25	Rueben Mayes	vs. Denver	11/20/88
115*	30	Rueben Mayes	at Cincinnati	11/4/90
114	21	George Rogers	at Buffalo	10/30/83
114	15	Jimmy Rogers	at Washington	10/26/80
113	26	Bob Gresham	at Green Bay	11/28/71
113	31	George Rogers	vs. Cincinnati	10/25/81
113	11	Hokie Gajan	vs. N.Y. Jets	11/21/83
112	19	Rueben Mayes	at Atlanta	11/1/87
112	24	Dalton Hilliard	vs. L.A. Rams	11/26/89
111	24	Ricky Williams	at N.Y. Giants	10/24/99
110	14	Tony Baker	at St. Louis	11/2/69

Yds	Att	Player	Opponent	Date
109	15	Chuck Muncie	vs. L.A. Rams	11/28/76
109	27	Mike Strachan	vs. Atlanta	11/2/75
109	11	Craig Heyward	vs. L.A. Raiders	10/23/88
108	22	Rueben Mayes	at Indianapolis	10/12/86
108	24	Wayne Wilson	at San Francisco	9/29/85
108	31	Wayne Wilson	at Dallas	9/25/83
108	11	Aaron Brooks	at San Francisco	12/10/00
107	20	Chuck Muncie	vs. N.Y. Jets	12/4/77
107	30	George Rogers	vs. San Francisco	12/20/81
107	23	Ricky Williams	at Seattle	9/17/00
106	28	Dalton Hilliard	at New England	11/12/89
106	20	Gill Fenerty	vs. Minnesota	9/22/91
106	21	Derek Brown	vs. Green Bay	11/14/93
106	26	Mario Bates	at San Francisco	10/29/95
106	22	Mario Bates	vs. St. Louis	11/5/95
105	24	Mike Strachan	vs. Green Bay	10/12/75
104	10	Gill Fenerty	at L.A. Rams	12/9/90
103	18	Wayne Wilson	at Atlanta	10/9/83
103	20	Ricky Williams	vs. Philadelphia	9/24/00
102	13	Chuck Muncie	at St. Louis	10/23/77
102	20	George Rogers	vs. Atlanta	9/2/84
102	27	Ricky Williams	vs. Carolina	12/2/01
100	20	Tony Galbreath	vs. L.A. Rams	10/30/77

* - part of a dual 100-yard game

MOST BY PLAYER: George Rogers (16), Ricky Williams (12), Rueben Mayes (11), Chuck Muncie (7), Mario Bates (6), Wayne Wilson (5), Dalton Hilliard (4), Craig Heyward (3), Derek Brown (2), Gill Fenerty (2), Tony Galbreath (2), Mike Strachan (2), Tony Baker (1), Aaron Brooks (1), Earl Campbell (1), Hokie Gajan (1), Bob Gresham (1), Andy Livingston (1), Alvin Maxson (1), Fred McAfee (1), Don McCall (1), Jimmy Rogers (1), Lamar Smith (1), Ray Zellers (1).

250 YARD PASSING GAMES (103)

Yds	Player	A	C	Opponent	Date
441	Aaron Brooks	48	30	vs. Denver	12/3/00
377	Archie Manning	38	24	at San Francisco	12/7/80
376	Jim Everett	46	31	vs. Washington	9/11/94
370	Jim Everett	43	29	vs. Atlanta	9/17/95
364	Jim Everett	45	29	vs. Green Bay	12/16/95
355	Archie Manning	28	20	at San Francisco	9/23/79
355	Bobby Hebert	26	19	at Phoenix	10/18/92
354	Billy Joe Tolliver	45	28	vs. Tennessee	10/17/99
347	Aaron Brooks	37	22	at San Francisco	11/11/01
345	Billy Kilmer	32	22	at St. Louis	11/2/69
344	Archie Manning	32	22	at Pittsburgh	11/5/78
343	Jim Everett	27	23	at Denver	12/24/94
341	Wade Wilson	34	22	at Atlanta	9/12/93
335	Jim Everett	37	25	at Minnesota	11/19/95
333	Ken Stabler	43	29	vs. Tampa Bay	12/5/82
330	Aaron Brooks	40	26	vs. Carolina	12/2/01
328	Kerry Collins	44	22	at San Francisco	11/22/98
326	Jim Everett	37	26	vs. Kansas City	9/4/94
325	Dave Wilson	32	20	vs. Cincinnati	12/9/84
325	Billy Joe Tolliver	48	24	at Carolina	11/1/98
323	Archie Manning	32	23	vs. Atlanta	10/19/80
320	Bobby Hebert	39	28	vs. L.A. Raiders	12/16/91
317	Steve Walsh	42	25	at San Francisco	12/1/91
314	Archie Manning	40	25	vs. San Francisco	9/7/80
314	Archie Manning	36	25	at Detroit	10/12/80

BIG GAMES



Yds	Player	A	C	Opponent	Date
308	Bobby Hebert	49	31	vs. San Francisco	10/8/89
307	Aaron Brooks	39	16	at New England	11/25/01
306	Archie Manning	40	25	vs. Philadelphia	11/9/80
303	Archie Manning	53	33	at Green Bay	9/10/78
302	John Fourcade	27	15	at Buffalo	12/10/89
301	Archie Manning	39	24	vs. New England	12/21/80
300	Bobby Hebert	35	22	at San Francisco	11/15/92
300	Dave Wilson	45	19	at Atlanta	10/20/85
296	Jim Everett	39	21	at Cincinnati	9/15/96
296	Billy Joe Tolliver	42	23	vs. Buffalo	12/27/98
295	Archie Manning	35	20	vs. Philadelphia	10/29/72
294	Richard Todd	27	21	at Cleveland	10/28/84
293	Jim Everett	26	17	at New England	12/3/95
292	Billy Kilmer	36	17	vs. Pittsburgh	12/15/68
292	Steve Walsh	39	22	at Houston	10/21/90
291	Archie Manning	45	28	at Green Bay	9/9/79
291	John Fourcade	28	21	vs. Indianapolis	12/24/89
291	Jim Everett	55	31	at San Francisco	9/25/94
291	Bobby Hebert	39	27	vs. Chicago	10/27/91
291	Aaron Brooks	54	28	at N.Y. Giants	9/30/01
288	Jeff Blake	26	20	vs. San Francisco	11/5/00
287	Archie Manning	27	17	at San Francisco	10/22/72
287	Jim Everett	47	31	at Atlanta	12/10/95
285	Bobby Scott	35	16	at St. Louis	10/23/77
285	Archie Manning	34	24	vs. Buffalo	9/21/80
285	Aaron Brooks	35	24	vs. Atlanta	12/17/00
284	Archie Manning	29	14	vs. Atlanta	9/2/79
282	Bobby Hebert	32	23	at Detroit	9/18/88
282	Bobby Hebert	32	23	at Green Bay	9/17/89
281	Bobby Hebert	28	18	vs. N.Y. Jets	10/15/89
280	Dave Wilson	30	18	at Denver	9/15/85
279	Ken Stabler	39	25	vs. Chicago	9/18/83
279	Bobby Hebert	32	19	at Washington	11/6/88
279	Aaron Brooks	30	20	at Atlanta	12/9/01
278	Danny Wuerffel	47	25	vs. New England	10/4/98
278	Jake Delhomme	27	16	vs. Dallas	12/24/99
277	Wade Wilson	45	27	vs. Atlanta	10/24/93
276	Billy Kilmer	37	22	vs. Dallas	9/28/69
276	Archie Manning	31	18	at N.Y. Giants	10/8/72
276	Dave Wilson	34	19	vs. Miami	12/7/86
276	Bobby Hebert	22	15	at L.A. Rams	10/22/89
276	Jim Everett	36	28	vs. Atlanta	11/13/94
274	Steve Walsh	38	23	at Washington	11/18/90
273	Bobby Hebert	37	17	vs. Dallas	10/3/88
271	Jim Everett	31	18	at Atlanta	12/11/94
272	Dave Wilson	33	20	vs. New England	11/30/86
272	Bobby Hebert	30	18	vs. Atlanta	10/29/89
271	Ken Stabler	35	24	vs. Atlanta	1/2/83
269	Steve Walsh	33	17	at L.A. Rams	11/3/91
269	Aaron Brooks	40	23	vs. St. Louis	12/17/01
268	Archie Manning	27	20	at Seattle	11/18/79
267	Bobby Hebert	40	25	vs. San Francisco	9/27/92
267	Wade Wilson	43	25	L.A. Rams	12/12/93
266	Jim Everett	38	23	vs. San Francisco	9/3/95
265	Kerry Collins	43	25	at Arizona	12/20/98
264	Archie Manning	31	14	at Atlanta	11/25/79
264	Richard Todd	29	14	vs. St. Louis	9/23/84
264	Bobby Hebert	25	13	vs. Chicago	9/13/92
263	Archie Manning	48	24	at L.A. Rams	11/2/80
262	Billy Kilmer	24	14	at Washington	12/17/67
262	Jim Everett	44	28	at L.A. Raiders	11/20/94
261	Billy Kilmer	22	15	vs. San Francisco	12/13/70
261	Billy Joe Tolliver	29	14	at Atlanta	10/18/98

Yds	Player	A	C	Opponent	Date
260	Jim Everett	40	20	vs. San Francisco	11/3/96
259	Bobby Hebert	25	16	vs. Washington	10/1/89
259	Billy Joe Hobert	42	18	vs. St. Louis	12/7/97
259	Jeff Blake	46	33	at San Diego	9/10/00
256	Jim Everett	36	24	at Minnesota	11/6/94
256	Jim Everett	32	19	at N.Y. Giants	9/24/95
255	Bobby Hebert	24	16	vs. Tampa Bay	12/6/87
255	Jim Everett	32	22	vs. Carolina	9/8/96
254	Bobby Hebert	34	20	vs. San Francisco	12/15/85
254	Bobby Hebert	27	15	vs. Houston	12/13/87
254	Billy Joe Hobert	41	23	at St. Louis	11/28/99
254	Aaron Brooks	31	20	at St. Louis	10/28/01
252	Billy Joe Hobert	24	14	vs. Arizona	12/14/97
251	Archie Manning	37	25	vs. Houston	12/10/78
250	Archie Manning	36	25	at Tampa Bay	12/17/78

MOST BY PLAYER: Archie Manning (20), Jim Everett (18), Bobby Hebert (18), Aaron Brooks (9), Billy Joe Tolliver (7), Billy Kilmer (5), Dave Wilson (5), Steve Walsh (4), Ken Stabler (3), Wade Wilson (3), Jeff Blake (2), Kerry Collins (2), John Fourcade (2), Richard Todd (2), Jake Delhomme (1), Bobby Scott (1), Danny Wuerffel (1)

100 YARD RECEIVING GAMES (100)

Yds	No	Player	Opponent	Date
205	6	Wes Chandler	vs. Atlanta	9/2/79
200	6	Torrance Small	at Denver	12/24/94
180	10	Joe Horn	vs. San Francisco	11/5/00
179	9	Floyd Turner	vs. Chicago	10/27/91
170*	10	Joe Horn	vs. Denver	12/3/00
167	11	Willie Jackson	at San Francisco	11/11/01
165	8	Danny Abramowicz	at Cincinnati	11/29/70
164	3	Eric Martin	vs. Green Bay	9/14/86
159	4	Larry Burton	at Atlanta	11/2/75
156	12	Danny Abramowicz	vs. Pittsburgh	10/29/67
156	5	Michael Haynes	at Cincinnati	9/15/96
156	8	Willie Jackson	vs. St. Louis	12/17/01
154	3	Keith Poole	at Atlanta	10/18/98
153	8	Eric Martin	vs. Cleveland	10/14/90
151	8	Eric Martin	at Phoenix	10/18/92
150	9	Quinn Early	at Minnesota	11/19/95
150	13	Joe Horn	vs. Carolina	12/2/01
148	8	Sean Dawkins	at San Francisco	11/22/98
148	8	Joe Horn	vs. Indianapolis	11/18/01
146	10	Eric Martin	at Washington	11/6/88
145	7	Al Dodd	at St. Louis	11/2/69
144	7	Danny Abramowicz	at Washington	12/17/67
144	8	Henry Childs	at San Francisco	12/7/80
140	7	Danny Abramowicz	vs. San Francisco	12/13/70
140	8	Wes Chandler	vs. Atlanta	10/19/80
139*	9	Wes Chandler	vs. Philadelphia	11/9/80
138	4	Eddie Kennison	vs. Atlanta	10/10/99
138	7	Joe Horn	at Atlanta	12/9/01
135	5	Eugene Goodlow	vs. San Francisco	12/15/85
132	6	Eric Martin	vs. L.A. Rams	10/30/88
132	10	Floyd Turner	at San Francisco	12/1/91
131	6	Hoby Brenner	vs. St. Louis	9/23/84
131	5	Eric Martin	vs. N.Y. Jets	10/15/89
131	10	Eric Martin	at Washington	11/18/90
130	6	Eric Martin	vs. Houston	12/13/87
129	8	Danny Abramowicz	vs. Pittsburgh	12/21/69
127	12	John Beasley	at San Diego	11/18/73



BIG GAMES

Yds	No	Player	Opponent	Date
127	4	Wes Chandler	at San Francisco	9/23/79
127	4	Quinn Early	vs. L.A. Raiders	12/16/91
124	5	Randal Hill	vs. Arizona	12/14/97
122	14	Tony Galbreath	at Green Bay	9/10/78
122	4	Andre Hastings	vs. Dallas	12/6/98
122*	8	Robert Wilson	vs. Denver	12/3/00
121	6	Henry Childs	at Seattle	11/18/79
121	5	Michael Haynes	vs. San Francisco	11/3/96
121	5	Randal Hill	at Chicago	10/5/97
121	8	Joe Horn	at St. Louis	10/28/01
120	4	Dave Parks	at N.Y. Giants	10/8/72
120	9	Eric Martin	vs. Philadelphia	12/18/89
120	5	Eric Martin	vs. Cincinnati	1/2/94
120	6	Andre Hastings	vs. St. Louis	12/7/97
119*	4	Ike Harris	vs. Philadelphia	11/9/80
119	6	Mike Jones	vs. Miami	12/7/86
117	7	Wes Chandler	vs. Atlanta	11/12/78
117*	3	Henry Childs	at Atlanta	11/25/79
117	8	Wes Chandler	at Atlanta	9/6/81
117	8	Quinn Early	vs. Green Bay	12/16/95
116	5	Eric Martin	at L.A. Rams	10/22/89
116	12	Joe Horn	at San Diego	9/10/00
116	7	Joe Horn	vs. Atlanta	12/17/00
115	4	Paul Seal	vs. Philadelphia	10/27/74
115	9	Danny Abramowicz	vs. Baltimore	10/19/69
115	5	Floyd Turner	vs. Atlanta	11/24/91
114	7	Dave Parks	at St. Louis	10/11/70
113	5	Danny Abramowicz	vs. San Francisco	11/23/69
113*	4	Brett Bech	vs. Buffalo	12/27/98
113	9	Andre Hastings	at St. Louis	11/28/99
112	7	Henry Childs	at Green Bay	9/9/79
112*	10	Cameron Cleeland	vs. Buffalo	12/27/98
111	6	Hoby Brenner	at Atlanta	10/20/85
111	8	Eric Martin	vs. Denver	11/20/88
111	7	Eric Martin	vs. Houston	9/5/93
110	5	Danny Abramowicz	vs. San Francisco	9/26/71
110	5	Dave Parks	at San Francisco	10/22/72
110	5	Sean Dawkins	vs. Carolina	9/13/98
109	2	Walt Roberts	at Philadelphia	11/19/67
107	5	Eric Martin	vs. L.A. Rams	11/26/89
106	7	Tony Galbreath	vs. Oakland	12/3/79
106	6	Wes Chandler	at Detroit	10/12/80
105	6	Hoby Brenner	vs. Chicago	9/18/83
105	9	Danny Abramowicz	at Atlanta	12/7/69
105	5	Joe Horn	at San Francisco	12/10/00
105	8	Willie Jackson	at N.Y. Giants	9/30/01
104	6	Keith Poole	at Carolina	1/2/00
103	6	Dave Parks	vs. Pittsburgh	12/15/68
103	6	Wes Chandler	vs. San Francisco	12/3/78
103*	6	Wes Chandler	at Atlanta	11/25/79
103	6	Larry Hardy	vs. San Francisco	9/7/80
103	6	Lindsay Scott	vs. St. Louis	9/12/82
103	6	Eric Martin	vs. L.A. Rams	10/11/92
103	5	Michael Haynes	at Atlanta	12/11/94
102	6	Sean Dawkins	at Carolina	11/1/98
101	8	Danny Abramowicz	at N.Y. Giants	10/6/68
101	4	Tyrone Young	at Cleveland	10/28/84
101	3	Hoby Brenner	vs. Cincinnati	12/9/84
101	7	Eric Martin	at St. Louis	10/11/87
101	8	Quinn Early	vs. Kansas City	9/4/94
101	2	Eric Martin	vs. Tampa Bay	12/6/87
100	3	Henry Childs	at Atlanta	11/26/78
100	4	Eric Martin	at Buffalo	12/10/89

* - part of a dual 100-yard game

MOST BY PLAYER: Eric Martin (18), Danny Abramowicz (10), Wes Chandler (9), Joe Horn (9), Henry Childs (5), Hoby Brenner (4), Quinn Early (4), Dave Parks (4), Sean Dawkins (3), Andre Hastings (3), Michael Haynes (3), Willie Jackson (3), Floyd Turner (3), Tony Galbreath (2), Randal Hill (2), Keith Poole (2), John Beasley (1), Brett Bech (1), Larry Burton (1), Cameron Cleeland (1), Al Dodd (1), Eugene Goodlow (1), Larry Hardy (1), Ike Harris (1), Mike Jones (1), Eddie Kennison (1), Walt Roberts (1), Lindsay Scott (1), Paul Seal (1), Torrance Small (1), Robert Wilson (1), Tyrone Young (1)

2.5 SACK GAMES (35)

Sacks	Player	Opponent	Date
3.5	Jim Wilks	at Philadelphia	12/11/83
3	Bruce Clark	vs. Tampa Bay	9/9/84
2.5	Jim Wilks	at Atlanta	11/11/84
3	Bruce Clark	at L.A. Raiders	10/13/85
4	Rickey Jackson	at Atlanta	12/14/86
2.5	Jim Wilks	vs. N.Y. Giants	11/22/87
3	Rickey Jackson	at Cincinnati	12/20/87
4	Rickey Jackson	at Detroit	9/18/88
3	Pat Swilling	vs. N.Y. Giants	11/27/88
3	Pat Swilling	at L.A. Rams	10/22/89
3	Pat Swilling	vs. Atlanta	10/29/89
3.5	Pat Swilling	at Atlanta	11/19/89
3	Frank Warren	vs. Philadelphia	12/18/89
4	Pat Swilling	vs. Tampa Bay	11/11/90
3	Rickey Jackson	at Atlanta	9/29/91
2.5	Pat Swilling	at Philadelphia	10/13/91
2.5	Frank Warren	vs. Tampa Bay	10/20/91
3	Pat Swilling	at L.A. Rams	11/3/91
3	Rickey Jackson	vs. L.A. Rams	10/11/92
4	Wayne Martin	vs. Atlanta	12/3/92
3	Renaldo Turnbull	vs. Detroit	9/19/93
3	Renaldo Turnbull	at Phoenix	10/31/93
3	Rickey Jackson	vs. Green Bay	11/14/93
3	Darion Conner	at Tampa Bay	9/18/94
2.5	Wayne Martin	at N.Y. Giants	12/15/96
4	Wayne Martin	vs. Detroit	9/21/97
3	La'Roi Glover	vs. St. Louis	11/15/98
2.5	Brady Smith	vs. Carolina	9/12/99
3	La'Roi Glover	at Baltimore	12/19/99
3	La'Roi Glover	at Chicago	10/8/00
3	La'Roi Glover	vs. Carolina	10/15/00
3	Joe Johnson	at Carolina	11/12/00
3	La'Roi Glover	at St. Louis	11/26/00
3	Joe Johnson	at Buffalo	9/9/01
3	Charlie Clemons	at N.Y. Giants	9/30/01

MOST BY PLAYER: Pat Swilling (7), Rickey Jackson (6), La'Roi Glover (5), Wayne Martin (3), Jim Wilks (3), Bruce Clark (2), Joe Johnson (2), Renaldo Turnbull (2), Frank Warren (2), Darion Conner (1), Charlie Clemons (1), Bruce Smith (1)

THE LAST TIME ...



REGULAR SEASON ONLY

400-499 yards total offense

Saints - **432, vs. Carolina, 12/2/01 (125 rushing, 307 passing)**

Opponent - **407, vs. San Francisco, 1/6/02 (138 rushing, 269 passing)**

500+ yards total offense

Saints - **557, at Atlanta, 9/12/93 (227 rushing, 330 passing)**

Opponent - **513, at Arizona, 12/20/98 (119 rushing, 394 passing)**

300-399 yards passing

Saints - **330, Aaron Brooks, vs. Carolina, 12/2/00 (40-26-1)**
Opponent - **338, Kurt Warner, vs. St. Louis, 12/17/01 (32-23-0)**

400+ yards passing

Saints - **441, Aaron Brooks, vs. St. Louis, 12/17/01 (8 rec.)**
Opponent - **420, Warren Moon, at Minnesota, 11/6/94 (33-57)**

6 TD passes

Saints - **Billy Kilmer, at St. Louis Cardinals, 11/2/69**
Opponent - **Charley Johnson, at St. Louis Cardinals, 11/2/69**

5 TD passes

Saints - **has never happened**
Saints - **Steve Beuerlein, at Carolina, 1/2/00**

4 TD passes

Saints - **Jim Everett, vs. Miami, 10/15/95**
Opponent - **Jeff Garcia, vs. San Francisco, 1/6/02**

100-199 yards rushing

Saints - **102, Ricky Williams, vs. Carolina, 12/2/01 (27 att.)**
Opponent - **111, Stephen Davis, vs. Washington, 12/30/01 (21 att.)**

2 100-yard rushers in same game

Saints - **122, Craig Heyward (19 att.) & 115, Rueben Mayes (30 att.), at Cincinnati, 11/4/90**

Opponent - **126, Otis Anderson (22 att.) & 102, Wayne Morris (22 att.), vs. St. Louis, 10/5/80**

200-299 yards rushing

Saints - **203, Rueben Mayes, vs. Miami, 12/7/86 (28 att.)**
Opponent - **220, Marshall Faulk, vs. St. Louis, 12/24/00 (32 att.)**

3 TDs rushing

Saints - **Ricky Williams, at Atlanta, 10/22/00**
Opponent - **Lawrence Phillips, at St. Louis, 8/31/97**

4 TDs rushing

Saints - **has never happened**
Opponent - **Mike Anderson, vs. Denver, 12/3/00**

100 yards receiving

Saints - **156, Willie Jackson, vs. St. Louis, 12/17/01 (8 rec.)**
Opponent - **116, Terrell Owens vs. San Francisco, 1/6/02 (2 rec.)**

2 100-yard receivers in same game

Saints - **170, Joe Horn (10 rec.) & 122, Robert Wilson (8 rec.), vs. Denver, 12/3/00**
Opponent - **179, Isaac Bruce (7 rec.) & 107, Trung Canidate (10 rec.) at St. Louis, 10/28/01**

200-299 yards receiving

Saints - **200, Torrance Small, at Denver, 12/24/94 (6 rec.)**
Opponent - **220, Jimmy Smith, at Jacksonville, 11/21/99 (9 rec.)**

300+ yards receiving

Saints - **has never happened**
Opponent - **336, Willie Anderson, vs. L.A. Rams, 11/26/89 (15 rec.) - NFL record**

3 TD catches

Saints - **Danny Abramowicz, vs. San Francisco, 8/6/71**
Opponent - **Issac Bruce, vs. St. Louis, 12/17/01**

4 TD catches

Saints - **has never happened**
Opponent - **Dave Williams, at St.**

Louis Cardinals, 11/2/69

3 TDs (rushing, receiving, return)

Saints - **Ricky Williams, at Atlanta, 10/22/00 (all rushing)**
Opponent - **Issac Bruce, vs. St. Louis, 12/17/01 (all receiving)**

4 TDs (rushing, receiving, return)

Saints - **has never happened**
Opponent - **Mike Anderson, vs. Denver, 12/3/00 (all rushing)**

7 FG attempted (made)

Saints - **Morten Andersen, vs. San Francisco, 10/25/87 (5 made)**
Opponent - **Bobby Howfield, at N.Y. Jets, 12/3/72 (6 made)**

6 FG attempted (made)

Saints - **has never happened**
Opponent - **Norm Johnson, vs. Atlanta, 11/13/94 (6 made)**

5 FG attempted (made)

Saints - **John Carney, at St. Louis, 10/28/01 (5 made)**
Opponent - **Jeff Wilkins, vs. St. Louis, 12/12/99 (3 made)**

4 FG attempted (made)

Saints - **John Carney, at San Francisco, 11/11/01 (4 made)**
Opponent - **Brett Conway, vs. Washington, 12/30/01 (4 made)**

6 FG made (attempts)

Saints - **has never happened**
Opponent - **Norm Johnson, vs. Atlanta, 11/13/94 (6 att.)**

5 FG made (attempts)

Saints - **John Carney, at St. Louis, 10/28/01 (5 att.) - tied club record**

Opponent - **John Kasay, vs. Carolina, 9/8/96 (5 att.)**

4 FG made (attempts)

Saints - **John Carney, at San Francisco, 11/11/01 (4 att.)**
Opponent - **Brett Conway, vs. Washington, 12/30/01 (4 att.)**



THE LAST TIME ...

3 interceptions

Saints - **Sammy Knight, at Buffalo, 9/9/01 (40 yds.) - tied club record**
Opponent - **Ronde Barber, at Tampa Bay, 12/23/01 (56 yds., 1 TD)**

Punt returned for TD

Saints - **Tyrone Hughes, at Philadelphia, 12/26/93 (83 yds.)**
Opponent - **Steve Smith, at Carolina, 10/14/01 (70 yds.)**

Kickoff returned for TD

Saints - **Aaron Craver, at Minnesota, 11/8/98 (100 yds.)**
Opponent - **Darrick Vaughn, vs. Atlanta, 12/17/00 (88 yds.)**

Interception returned for TD

Saints - **Darrin Smith, vs. St. Louis, 12/24/00 (41 yds.)**
Opponent - **Ronde Barber, at Tampa Bay, 12/23/01 (36 yds.)**

Fumble returned for TD

Saints - **Chris Oldham, vs. Minnesota, 10/7/01 (38 yds.)**
Opponent - **Eric Jack, vs. Atlanta, 11/13/94 (27 yds.)**

Fumble recovered in end zone for TD

Saints - **Austin Robbins, vs. St. Louis, 11/15/98**
Opponent - **Jerald Moore, at St. Louis, 9/6/98 (recovered own fumble in end zone)**

Punt blocked

Saints - **Chris Hewitt, vs. Seattle, 11/16/97**
Opponent - **Robert Jones, vs. St. Louis, 12/1/96**

Punt blocked & returned for TD

Saints - **Frank Warren, at San Diego, 11/17/91 (37 yds.)**
Opponent - **Mosi Tatupu, vs. New England, 11/30/86 (17 yds.)**

Punt blocked & recovered in end zone for TD

Saints - **Tommy Myers, at Detroit, 9/25/77**

Opponent - **Roy Bennett, at San Diego, 10/9/88**

Punt blocked for a safety

Saints - **Robert Massey, vs. Cleveland, 10/14/90**
Opponent - has never happened

Safety scored

Saints - **Darren Howard pressured Vinnie Testaverde into intentional grounding, vs. N.Y. Jets, 11/4/01**
Opponent - **William Thomas tackled Mike Buck in end zone, at Philadelphia, 12/26/93**

FG blocked

Saints - **Darren Mickell, at Carolina, 11/30/97 (26 yds.)**
Opponent - **Richard Seymour, at New England, 11/25/01 (43 yds.)**

FG blocked & returned for TD

Saints - **Dave Waymer, at Seattle, 10/16/88 (58 yds.)**
Opponent - **Ron Fellows, at Dallas, 9/25/83 (62 yds.)**

PAT kick missed

Saints - **Doug Brien, vs. Carolina, 9/12/99**
Opponent - **Roger Ruzek, at Philadelphia, 12/26/93**

PAT kick blocked

Saints - **Jimmy Spencer and Gene Atkins, at Philadelphia, 12/26/93**
Opponent - **Jackie Wallace, vs. L.A. Rams, 10/1/78**

2-point attempt made

Saints - **Aaron Brooks pass to Willie Jackson, at San Francisco, 11/11/01**
Opponent - **Shawn King run, at Tampa Bay, 12/23/01**

2-point attempt failed

Saints - **Aaron Brooks pass attempt, at St. Louis, 10/28/01**
Opponent - **Tom Brady pass attempt, at New England, 11/25/01**

60+ points

Saints - has never happened

Opponent - 62, vs. Atlanta, 9/16/73

50-59 points

Saints - 51, at Seattle, 11/21/76
Opponent - has never happened

40-49 points

Saints - 41, vs. Indianapolis, 12/24/89
Opponent - 40, vs. Washington, 12/30/01

Shutout

Saints - 12-0, at N.Y. Jets, 12/24/95
Opponent - 0-38, vs. San Francisco, 1/6/02

2001 events in bold

INDIVIDUAL PLAYOFF RECORDS



SCORING

Most Points

Saints - 18, **Willie Jackson vs. St. Louis (12/30/00)**
Opponent - 12 (4x), **Anthony Carter vs. Minnesota (1/3/88), Michael Haynes vs. Atlanta (12/28/91), Fred Barnett vs. Philadelphia (1/3/93), Randy Moss at Minnesota (1/6/01)**

Most Touchdowns

Saints - 3, **Willie Jackson vs. St. Louis (12/30/00)**
Opponent - 2 (4x), **Anthony Carter vs. Minnesota (1/3/88), Michael Haynes vs. Atlanta (12/28/91), Fred Barnett vs. Philadelphia (1/3/93), Randy Moss at Minnesota (1/6/01)**

Most PATs

Saints - 4, **Doug Brien vs. St. Louis (12/30/00)**
Opponent - 5, **Chuck Nelson vs. Minnesota (1/3/88)**

RUSHING

Most Yards Gained

Saints - 49, **Fred McAfee vs. Atlanta (12/28/91)**
Opponent - 105, **Heath Sherman vs. Philadelphia (1/3/93)**

Most Attempts

Saints - 16, **Terry Allen vs. St. Louis (12/30/00)**
Opponent - 25, **Robert Smith vs. Minnesota (1/6/01)**

Most Touchdowns

Saints - 1 (2x), **Dalton Hilliard vs. Atlanta (12/28/91), Craig Heyward vs. Philadelphia (1/3/93)**
Opponent - 1 (4x), **D.J. Dozier, Minnesota (1/3/88), Heath Sherman vs. Philadelphia (1/3/93), Kurt Warner vs. St. Louis (12/30/00), Robert Smith vs. Minnesota (1/6/01)**

Highest Average Per Attempt (min. 4 rushes)

Saints - 7.0 (4-28 yds.), **Vaughn Dunbar vs. Philadelphia (1/3/93)**
Opponent - 12.8 (4-51 yds.), **Daunte Culpepper at Minnesota (1/6/01)**

Longest Scoring Rush

Saints - 1 (2x), **Dalton Hilliard vs. Atlanta (12/28/91), Craig Heyward vs. Philadelphia (1/3/93)**
Opponent - 8, **D.J. Dozier vs. Minnesota (1/3/88)**

Longest Non-Scoring Rush

Saints - 24, **Vaughn Dunbar vs. Philadelphia (1/3/93)**
Opponent - 30, **Daunte Culpepper at Minnesota (1/6/01)**

PASSING

Most Total Yards Gained

Saints - 295, **Aaron Brooks at Minnesota (1/6/01)**
Opponent - 365, **Kurt Warner vs. St. Louis (12/30/00)**

Most Attempts

Saints - 48, **Aaron Brooks at Minnesota (1/6/01)**
Opponent - 40, **Kurt Warner vs. St. Louis (12/30/00)**

Most Completed

Saints - 30, **Aaron Brooks at Minnesota (1/6/01)**
Opponent - 24, **Kurt Warner vs. St. Louis (12/30/00)**

Most Touchdowns

Saints - 4, **Aaron Brooks vs. St. Louis (12/30/00)**
Opponent - 3 (2x), **Kurt Warner vs. St. Louis (12/30/00), Daunte Culpepper at Minnesota (1/6/01)**

Highest Completion Percentage (min. 10 att.)

Saints - 62.5 (30-of-48), **Aaron Brooks at Minnesota (1/6/01)**
Opponent - 60.0 (18-of-30), **Chris Miller vs. Atlanta (12/28/91)**

Longest Scoring Pass

Saints - 49, **Aaron Brooks to Willie Jackson vs. St. Louis (12/30/00)**
Opponent - 68, **Daunte Culpepper to Randy Moss at Minnesota (1/6/01)**

Longest Non-Scoring Pass

Saints - 50, **Aaron Brooks to Willie Jackson vs. St. Louis (12/30/00)**
Opponent - 38, **Mike Tomczak to Dennis Gentry at Chicago (1/6/91)**

Most Interceptions

Saints - 3, **Bobby Hebert vs. Philadelphia (1/3/93)**
Opponent - 3, **Kurt Warner vs. St. Louis (12/30/00)**

RECEIVING

Most Receptions

Saints - 13, **Chad Morton at Minnesota (1/6/01) - tied NFL playoff record**
Opponent - 8, **Cris Carter at Minnesota (1/6/01)**

Most Yards Gained

Saints - 144, **Quinn Early vs. Philadelphia (1/3/93)**
Opponent - 144, **Michael Haynes vs. Atlanta (12/28/91)**

Most Touchdowns

Saints - 3, **Willie Jackson vs. St. Louis (12/30/00) - tied NFL playoff record**
Opponent - 2 (3x), **Michael Haynes vs. Atlanta (12/28/91), Fred Barnett vs. Philadelphia (1/3/93), Randy Moss at Minnesota (1/6/01)**

INTERCEPTIONS

Most Interceptions

Saints - 2, **Sammy Knight vs. St. Louis (12/30/00)**
Opponent - 2, **Eric Allen vs. Philadelphia (1/3/93)**

Long Interception Return

Saints - 52, **Sammy Knight vs. St. Louis (12/30/00)**
Opponent - 31, **Deion Sanders vs. Atlanta (12/28/91)**

Most Yards on Interceptions

Saints - 56 (2 int.), **Sammy Knight vs. St. Louis (12/30/00)**
Opponent - 31 (1 int.), **Deion Sanders vs. Atlanta (12/28/91)**

Touchdowns

Saints - none
Opponent - 1, **Eric Allen (18) vs. Philadelphia (1/3/93)**

KICKOFF RETURNS

Most Return Yards

Saints - 139, **Fred McAfee at Minnesota (1/6/01)**
Opponent - 69, **Tony Horne vs. St. Louis (12/30/00)**

Most Returns

Saints - 7, **Fred McAfee at Minnesota (1/6/01)**
Opponent - 5, **Tony Horne vs. St. Louis (12/30/00)**

Long Return

Saints - 39, **Fred McAfee vs. Atlanta (12/28/91)**



INDIVIDUAL PLAYOFF RECORDS

Opponent - 39, Dennis Gentry at Chicago (1/6/91)

Touchdowns

Saints - none
Opponent - none

PUNT RETURNS

Most Return Yards

Saints - 33, Chad Morton at Minnesota (1/6/01)
Opponent - 143, Anthony Carter vs. Minnesota (1/3/88)

Most Returns

Saints - 3 (3x), Patrick Newman vs. Philadelphia (1/3/93), Chad Morton vs. St. Louis (12/30/00), Morton at Minnesota (1/6/01)
Opponent - 6, Anthony Carter vs. Minnesota (1/3/88)

Long Return

Saints - 17, Chad Morton vs. St. Louis (12/30/00)
Opponent - 84t, Anthony Carter vs. Minnesota (1/3/88)

Touchdowns

Saints - none
Opponent - 1, Anthony Carter (84) vs. Minnesota (1/3/88)

PUNTING

Most Punts

Saints - 6 (2x), Brian Hansen vs. Minnesota (1/3/88), Toby Gowin vs. St. Louis (12/30/00)
Opponent - 5 (3x), Jeff Feagles vs. Philadelphia (1/3/93), John Baker vs. St. Louis (12/30/00), Mitch Berger at Minnesota (1/6/01)

Most Yards

Saints - 265, Brian Hansen vs. Minnesota (1/3/88)
Opponent - 256, Jeff Feagles vs. Philadelphia (1/3/93)

Highest Gross Average

Saints - 54.0, Tommy Barnhardt vs. Atlanta (12/28/91)
Opponent - 51.2, Jeff Feagles vs. Philadelphia (1/3/93)

Long Punt

Saints - 56, Tommy Barnhart vs. Atlanta (12/28/91)
Opponent - 60, Jeff Feagles vs. Philadelphia (1/3/93)

Most Punts Inside The 20

Saints - 2, Toby Gowin at Minnesota (1/6/01)
Opponent - 2, Jeff Feagles vs. Philadelphia (1/3/93)

FIELD GOALS

Most Made

Saints - 2 (3x), Morten Andersen at Chicago (1/6/91), Andersen vs. Atlanta (12/28/91), Andersen vs. Philadelphia (1/3/93)
Opponent - 3 (2x), Chuck Nelson vs. Minnesota (1/3/88), Kevin Butler at Chicago (1/6/91)

Most Attempts

Saints - 4, Morten Andersen at Chicago (1/6/91)
Opponent - 4, Kevin Butler at Chicago (1/6/91)

Longest Field Goal Made

Saints - 47, Morten Andersen at Chicago (1/6/91)
Opponent - 44, Gary Anderson at Minnesota (1/6/01)

DEFENSE (from press box totals)

Most Combined Tackles

Saints - 12, Sam Mills at Chicago (1/6/91)
Opponent - 13, Dwayne Rudd at Minnesota (1/6/01)

Most Solo Tackles

Saints - 12, Sam Mills at Chicago (1/6/91)
Opponent - 10, Dwayne Rudd at Minnesota (1/6/01)

Most Sacks

Saints - 2, Renaldo Turnbull at Chicago (1/6/91), Frank Warren vs. Atlanta (12/28/91)
Opponent - 1 (10x), Keith Millard & Chris Doleman vs. Minnesota (1/3/88), Steve McMichael & Trace Armstrong at Chicago (1/6/91), Tim Green vs. Atlanta (12/28/91), Reggie White vs. Philadelphia (1/3/93), Grant Wistrom & Leonard Little vs. St. Louis (12/30/00), John Randle & John Burrough at Minnesota (1/6/01)

Most Passes Defensed

Saints - 4, Sammy Knight vs. St. Louis (12/30/00)
Opponent - 3 (3x), Issiac Holt vs. Minnesota (1/3/88), John Mangum at Chicago (1/6/91), Wasswa Serwanga at Minnesota (1/6/01)

MISCELLANEOUS

Longest Scoring Drive - Plays

Saints - 19, vs. Atlanta (12/28/91)
Opponent - 16, at Chicago (1/6/91)

Longest Scoring Drive - Yards

Saints - 83, at Minnesota (1/6/01)
Opponent - 84, vs. Atlanta (12/28/91)

Longest Scoring Drive - Time Elapsed

Saints - 10:49, vs. Atlanta (12/28/91)
Opponent - 8:31, at Chicago (1/6/91)

Saints 100-Yard Rushing Games

none

Opponent 100-Yard Rushing Games

105, Heath Sherman vs. Philadelphia (1/3/93)
102, Neal Anderson at Chicago (1/6/91)

Saints 250-Yard Passing Games

295, Aaron Brooks at Minnesota (1/6/01)
291, Bobby Hebert vs. Philadelphia (1/3/93)
273, Hebert vs. Atlanta (12/28/91)
266, Brooks vs. St. Louis (12/30/00)

Opponent 250-Yard Passing Games

365, Kurt Warner vs. St. Louis (12/30/00)
302, Daunte Culpepper at Minnesota (1/6/01)
291, Chris Miller vs. Atlanta (12/28/91)
219, Randall Cunningham vs. Philadelphia (1/3/93)

Saints 100-Yard Receiving Games

142, Willie Jackson vs. St. Louis (12/30/00)
125, Jackson at Minnesota (1/6/01)
106, Chad Morton at Minnesota (1/6/01)

Opponent 100-Yard Receiving Games

144, Michael Haynes vs. Atlanta (12/28/91)
127, Issac Bruce vs. St. Louis (12/30/00)
121, Randy Moss at Minnesota (1/6/01)
120, Cris Carter at Minnesota (1/6/01)
102, Fred Barnett vs. Philadelphia (1/3/93)

TEAM PLAYOFF RECORDS



Saints	Category	Opponents
28, vs. St. Louis (12/30/00)	Points	36, vs. Philadelphia (1/3/93)
23, vs. Atlanta (12/28/91)	FIRST DOWNS	28, vs. Minnesota (1/3/88)
4, at Minnesota (1/6/01)	Rushing	14, vs. Minnesota (1/3/88)
16 (2x), last vs. Philadelphia (1/3/93)	Passing	16, vs. St. Louis (12/30/00)
4, vs. Atlanta (12/28/91)	Penalty	1 (3x), last vs. Philadelphia (1/3/93)
8 (15 att.), vs. Atlanta (12/28/91)	3rd Down Conversions	10 (17 att.), at Minnesota (1/6/01)
2 (3 att.), at Minnesota (1/6/01)	4th Down Conversions	1 (4 att.), at Chicago (1/6/91)
360, Philadelphia (1/3/93)	TOTAL NET YARDS	429, at Minnesota (1/6/01)
67 (2x), last at Minnesota (1/6/01)	Total Offensive Plays	86, vs. Minnesota (1/3/88)
6.0, vs. Philadelphia (1/3/93)	Average Gain	6.8, at Minnesota (1/6/01)
76, vs. Philadelphia (1/3/93)	NET RUSHING YARDS	210, vs. Minnesota (1/3/88)
32, vs. St. Louis (12/30/00)	Attempts	50, vs. Minnesota (1/3/88)
4.1, at Minnesota (1/6/01)	Average Gain	4.9, vs. Philadelphia (1/3/93)
286, at Minnesota (1/6/01)	NET PASSING YARDS	350, vs. St. Louis (12/30/00)
2 (3x), last (9 yds.) at Minnesota (1/6/01)	Sacked (Yards)	6 (42 yds.), vs. Minnesota (1/3/88)
295, at Minnesota (1/6/01)	TOTAL PASSING YARDS	365, vs. St. Louis (12/30/00)
48, at Minnesota (1/6/01)	Attempts	40, vs. St. Louis (12/30/00)
30, at Minnesota (1/6/01)	Completions	24, vs. St. Louis (12/30/00)
4, vs. Minnesota (1/3/88)	Interceptions	3, vs. St. Louis (12/30/00)
8.1, vs. St. Louis (12/30/00)	Average Gain	9.7, at Minnesota (1/6/01)
6 (2x), last vs. St. Louis (12/30/00)	Punts	5 (3x), last at Minnesota (1/6/01)
54.0, vs. Atlanta (12/28/91)	Average	51.2, vs. Philadelphia (1/3/93)
101, vs. Minnesota (1/3/88)	TOTAL RETURN YARDAGE	188, vs. Minnesota (1/3/88)
31, vs. Philadelphia (1/3/93)	Punt Returns	143, vs. Minnesota (1/3/88)
139, at Minnesota (1/6/01)	Kickoff Returns	72, at Minnesota (1/6/01)
64, vs. St. Louis (12/30/00)	Interception Returns	36 (2x), last vs. Philadelphia (1/3/93)
7, at Minnesota (1/6/01)	Penalties	9, vs. St. Louis (12/30/00)
49, vs. Atlanta (12/28/91)	Penalty Yards	60 (2x), last at Minnesota (1/6/01)
4, vs. St. Louis (12/30/00)	Fumbles	4, vs. Minnesota (1/3/88)
2, vs. Minnesota (1/3/88)	Fumbles Lost	2 (2x), last vs. St. Louis (12/30/00)
4, vs. St. Louis (12/30/00)	TOUCHDOWNS	5, vs. Minnesota (1/3/88)
1 (2x), last vs. Philadelphia (1/3/93)	Rushing	1 (3x), last vs. St. Louis (12/30/00)
4, vs. St. Louis (12/30/00)	Passing	3 (4x), last at Minnesota (1/6/01)
0 (5x), last vs. St. Louis (12/30/00)	Returns	1 (2x), last vs. Philadelphia (1/3/93)
33:08, vs. Atlanta (12/28/91)	TIME OF POSSESSION	41:18, vs. Minnesota (1/3/88)




SUPER BOWL/PRO BOWL RESULTS

SUPER BOWL

Season (SB)	Result	Site	Stadium
1966 (I)	Green Bay 35, Kansas City 10	Los Angeles, Calif.	L.A. Memorial Coliseum
1967 (II)	Green Bay 33, Oakland 14	Miami, Fla.	Orange Bowl
1968 (III)	N.Y. Jets 16, Baltimore 7	Miami, Fla.	Orange Bowl
1969 (IV)	Kansas City 23, Minnesota 7	New Orleans, La.	Tulane Stadium
1970 (V)	Baltimore 16, Dallas 13	Miami, Fla.	Orange Bowl
1971 (VI)	Dallas 24, Miami 3	New Orleans, La.	Tulane Stadium
1972 (VII)	Miami 14, Washington 7	Los Angeles, Calif.	L.A. Memorial Stadium
1973 (VIII)	Miami 24, Minnesota 7	Houston, Texas	Rice Stadium
1974 (IX)	Pittsburgh 16, Minnesota 6	New Orleans, La.	Tulane Stadium
1975 (X)	Pittsburgh 21, Dallas 17	Miami, Fla.	Orange Bowl
1976 (XI)	Oakland 32, Minnesota 14	Pasadena, Calif.	Rose Bowl
1977 (XII)	Dallas 27, Denver 10	New Orleans, La.	Louisiana Superdome
1978 (XIII)	Pittsburgh 35, Dallas 31	Miami, Fla.	Orange Bowl
1979 (XIV)	Pittsburgh 31, L.A. Rams 19	Pasadena, Calif.	Rose Bowl
1980 (XV)	Oakland 27, Philadelphia 10	New Orleans, La.	Louisiana Superdome
1981 (XVI)	San Francisco 26, Cincinnati 21	Pontiac, Mich.	Silverdome
1982 (XVII)	Washington 27, Miami 17	Pasadena, Calif.	Rose Bowl
1983 (XVIII)	L.A. Raiders 38, Washington 9	Tampa, Fla.	Tampa Stadium
1984 (XIX)	San Francisco 38, Miami 16	Palo Alto, Calif.	Stanford Stadium
1985 (XX)	Chicago 46, New England 10	New Orleans, La.	Louisiana Superdome
1986 (XXI)	N.Y. Giants 39, Denver 20	Pasadena, Calif.	Rose Bowl
1987 (XXII)	Washington 42, Denver 10	San Diego, Calif.	Jack Murphy Stadium
1988 (XXIII)	San Francisco 20, Cincinnati 16	Miami, Fla.	Joe Robbie Stadium
1989 (XXIV)	San Francisco 55, Denver 10	New Orleans, La.	Louisiana Superdome
1990 (XXV)	N.Y. Giants 20, Buffalo 19	Tampa, Fla.	Tampa Stadium
1991 (XXVI)	Washington 37, Buffalo 24	Minneapolis, Minn.	Metrodome
1992 (XXVII)	Dallas 52, Buffalo 17	Pasadena, Calif.	Rose Bowl
1993 (XXVIII)	Dallas 30, Buffalo 13	Atlanta, Ga.	Georgia Dome
1994 (XXIX)	San Francisco 49, San Diego 26	Miami, Fla.	Joe Robbie Stadium
1995 (XXX)	Dallas 27, Pittsburgh 17	Tempe, Ariz.	Sun Devil Stadium
1996 (XXXI)	Green Bay 35, New England 21	New Orleans, La.	Louisiana Superdome
1997 (XXXII)	Denver 31, Green Bay 24	San Diego, Calif.	Qualcomm Stadium
1998 (XXXIII)	Denver 34, Atlanta 19	Miami, Fla.	Pro Player Stadium
1999 (XXXIV)	St. Louis 23, Tennessee 17	Atlanta, Ga.	Georgia Dome
2000 (XXXV)	Baltimore 34, N.Y. Giants 7	Tampa, Fla.	Raymond James Stadium
2001 (XXXVI)	New England 20, St. Louis 17	New Orleans, La.	Louisiana Superdome
2002 (XXXVII)	Sunday, January 26, 2003	San Diego, Calif.	Qualcomm Stadium

PRO BOWL

Season	Result	Season	Result	Season	Result
1971	NFC 27, AFC 6	1982	AFC 16, NFC 13	1993	AFC 23, NFC 20 ot
1972	AFC 26, NFC 13	1983	NFC 20, AFC 19	1994	NFC 17, AFC 3
1973	AFC 33, NFC 28	1984	NFC 45, AFC 3	1995	AFC 41, NFC 13
1974	AFC 15, NFC 13	1985	AFC 22, NFC 14	1996	NFC 20, AFC 13
1975	NFC 17, AFC 10	1986	NFC 28, AFC 24	1997	AFC 26, NFC 23
1976	NFC 23, AFC 20	1987	AFC 10, NFC 6	1998	AFC 23, NFC 10
1977	AFC 24, NFC 14	1988	AFC 15, NFC 6	1999	NFC 51, AFC 31
1978	NFC 14, AFC 13	1989	NFC 34, AFC 3	2000	AFC 38, NFC 17
1979	NFC 13, AFC 7	1990	NFC 27, AFC 21	2001	AFC 38, NFC 30
1980	NFC 37, AFC 27	1991	AFC 23, NFC 21		
1981	NFC 21, AFC 7	1992	NFC 21, AFC 15		



HISTORY

Saints WR Joe Horn set a club record with his 2nd consecutive 1000 receiving yard campaign in 2001 as he caught 83 passes for 1265 yards. Horn's combined total of 2605 receiving yards is the most by a Saint in back-to-back seasons.





SAINTS YEAR-BY-YEAR

Regular Season								
Year	Overall	Pct.	Division	Coach	Home	Pct.	Road	Pct.
1967	3-11	.214	4th-Capitol	Tom Fears	2-5	.286	1-6	.167
1968	4-9-1	.321	3rd-Century	Tom Fears	3-4	.333	1-5-1	.143
1969	5-9	.357	3rd-Capitol	Tom Fears	3-4	.333	2-5	.286
1970	2-11-1	.179	4th-NFC West	Tom Fears (1-5-1)* J.D. Roberts (1-6)	2-5	.286	0-6-1	.071
1971	4-8-2	.357	4th-NFC West	J.D. Roberts	2-4-1	.357	2-4-1	.357
1972	2-11-1	.179	4th-NFC West	J.D. Roberts	2-5	.286	0-6-1	.071
1973	5-9	.357	3rd-NFC West	J.D. Roberts	5-2	.714	0-7	.000
1974	5-9	.357	3rd-NFC West	John North	4-3	.571	1-6	.167
1975	2-12	.143	4th-NFC West	John North (1-5)# Ernie Hefferle (1-7)	2-5	.286	0-7	.000
1976	4-10	.286	4th-NFC West	Hank Stram	2-5	.286	2-5	.286
1977	3-11	.214	4th-NFC West	Hank Stram	2-5	.286	1-6	.167
1978	7-9	.438	3rd-NFC West	Dick Nolan	3-5	.375	4-4	.500
1979	8-8	.500	2nd-NFC West	Dick Nolan	3-5	.375	5-3	.625
1980	1-15	.063	4th-NFC West	Dick Nolan (0-12)+ Dick Stanfel (1-3)	0-8	.000	1-7	.125
1981	4-12	.250	4th-NFC West	Bum Phillips	2-6	.250	2-6	.250
1982	4-5	.444	2nd-NFC West&	Bum Phillips	2-3	.400	2-2	.500
1983	8-8	.500	3rd-NFC West	Bum Phillips	5-3	.625	3-5	.375
1984	7-9	.438	3rd-NFC West	Bum Phillips	3-5	.375	4-4	.500
1985	5-11	.313	3rd-NFC West	Bum Phillips (4-8)\$ Wade Phillips (1-3)	3-5	.375	2-6	.250
1986	7-9	.438	4th-NFC West	Jim Mora	4-4	.500	3-5	.375
1987	12-3	.800	2nd-NFC West	Jim Mora	6-1	.857	6-2	.750
NFC Wild Card Playoffs: vs. Minnesota, L 10-44								
1988	10-6	.625	3rd-NFC West	Jim Mora	5-3	.625	5-3	.625
1989	9-7	.563	3rd-NFC West	Jim Mora	5-3	.625	4-4	.500
1990	8-8	.500	2nd-NFC West	Jim Mora	5-3	.625	3-5	.375
NFC Wild Card Playoffs: at Chicago, L 6-16								
1991	11-5	.688	1st-NFC West	Jim Mora	6-2	.750	5-3	.625
NFC Wild Card Playoffs: vs. Atlanta, L 20-27								
1992	12-4	.750	2nd-NFC West	Jim Mora	6-2	.750	6-2	.750
NFC Wild Card Playoffs: vs. Philadelphia, L 20-36								
1993	8-8	.500	2nd-NFC West	Jim Mora	4-4	.500	4-4	.500
1994	7-9	.438	2nd-NFC West	Jim Mora	3-5	.375	4-4	.500
1995	7-9	.438	5th-NFC West	Jim Mora	4-4	.500	3-5	.375
1996	3-13	.188	5th-NFC West	Jim Mora (2-6)^ Rick Venturi (1-7)	2-6	.250	1-7	.125
1997	6-10	.375	4th-NFC West	Mike Ditka	3-5	.375	3-5	.375
1998	6-10	.375	3rd-NFC West	Mike Ditka	4-4	.500	2-6	.250
1999	3-13	.188	5th-NFC West	Mike Ditka	3-5	.375	0-8	.000
2000	10-6	.625	1st-NFC West	Jim Haslett	3-5	.375	7-1	.875
NFC Wild Card Playoffs: vs. St. Louis, W 31-28; NFC Divisional Playoff: at Minnesota, L 16-34								
2001	7-9	.438	3rd-NFC West	Jim Haslett	3-5	.375	4-4	.500
Totals 209-316-5 .399					116-148-1	.440	93-168-4	.358
Tulane Stadium (1967-74):					23-32-1	.420		
Louisiana Superdome (1975-present):					93-116	.445		
Postseason								
Totals 1-5 .167					1-3	.250	0-2	.000
Louisiana Superdome (1975-present)					1-3	.250		

* - replaced by **J.D. Roberts** on 11/3/70; # - replaced by **Ernie Hefferle** on 10/27/75; + - replaced by **Dick Stanfel** on 11/24/80; \$ - replaced by **Wade Phillips** on 11/25/85; ^ - replaced by **Rick Venturi** on 10/21/96; & - division finish unofficial due to strike.

SAINTS TIMELINE



1966

Nov. 1 - National Football League awarded 16th franchise to New Orleans as NFL Commissioner **Pete Rozelle** made the announcement at New Orleans' Ponchartrain Hotel ... the *New Orleans States-Item* headline that afternoon was "N.O. Goes Pro!"; **Dec. 15 - John W. Mecom, Jr.** becomes majority stockholder-president of franchise; **Dec. 22 - Victor E. Schwenk** appointed director of player personnel; **Dec. 27 - Tom Fears** named franchise's 1st head coach.

1967

Jan. 9 - New Orleans' NFL franchise nicknamed Saints; **Jan. 27** - Saints signed 1st player, former Ole Miss & L.A. Rams kicker **Paige Cothren**; **Feb. 9** - Saints select 42 players in expansion draft; **March 8** - 1st season-ticket drive launched ... Saints sell 20,000 on 1st day & 33,400 before 1st game; **March 14** - Saints make Alabama FB **Leslie Kelley** top choice in NFL draft; **July 1** - Rookies report for 1st training camp at San Diego's Cal Western; **July 6** - FB great **Jim Taylor** signs with Saints; **July 10** - Veterans join rookies at training camp; **July 16** - DE **Doug Atkins** joined Saints in trade with the Chicago Bears; **July 20** - **Bert Rose** named general manager; **Aug. 2** - Saints lost to Los Angeles Rams, 16-7 in 1st preseason game at Anaheim, Calif.; **Aug. 12** - Saints score 1st preseason victory by beating the St. Louis Cardinals, 23-14, at Shreveport, La.; **Sept. 9** - Saints record 1st preseason win in New Orleans, downing the Atlanta Falcons, 27-14 ... the victory gave New Orleans a 5-1 preseason record, best ever for a 1st-year expansion team; **Sept. 17** - Saints open 1st regular season schedule in style as rookie RB **John Gilliam** returned the opening kickoff 94 yards for a TD, but lost to the Los Angeles Rams, 27-13 in front of 80,879 at Tulane Stadium; **Nov. 5** - Saints record first regular season win, beating the Philadelphia Eagles, 31-24 as **Walt Roberts** scores 3 TDs; **Dec. 17** - Saints defeat the Washington Redskins, 30-14 to wind up with a 3-11 record, which tied the record for most wins by a 1st-year expansion franchise.

1968

Jan. 30 - Saints select DT **Kevin Hardy** as 1st choice in NFL draft; **March 29** - **Victor E. Schwenk** named general manager; **Sept. 10** - FB **Jim Taylor** announces retirement.; **Dec. 15** - Saints beat the Pittsburgh Steelers, in season's final game to emerge with 4-9-1 record and 3rd place finish in Century Division ... Saints' 2-year record of 7-20-1, was best ever for an expansion club.

1969

Jan. 28 - Saints select G **John Shinnners** in 1st round of NFL draft; **Feb. 9** - NFL 16-year veteran **Doug Atkins** receives Vince Lombardi Award as NFL's most dedicated player; **Aug. 6** - K **Tom Dempsey** signed by the Saints; **Oct. 5** - In Los Angeles vs. the Rams, rookie **Tom Dempsey** kicks a 55-yard FG, the Saints longest field goal to date ... the kick was the NFL's longest that season and 1 yard shy of tying the NFL mark; **Nov. 2** - Saints snap 6-game losing streak at St. Louis, 51-42 ... the game set NFL record of most total passing TDs in a game as the Saints' **Billy Kilmer** and the Cardinals' **Charlie Johnson** connected on 6 each; **Nov. 16** - **Tom Dempsey** sets Saints record with 4 FGs against the N.Y. Giants, hitting his 4th with :11 left in the game to pull out a 25-24 victory; **Dec. 21** - Saints close 3rd season with 27-24 win over Pittsburgh to bring record to 5-9 ... **Danny Abramowicz** wins NFL receiving honors with 73 catches for 1,015 yards and 7 TDs ... DE **Doug Atkins** retired after 17 NFL seasons.

1970

Jan. 16 - In realignment of NFC, Saints form Western Division with the Los Angeles Rams, San Francisco 49ers & the Atlanta Falcons; **Jan. 27** - Saints selected Texas Southern WR **Ken Burrough** with the club's 1st choice in the NFL draft; **Aug. 8** - Saints head coach **Tom Fears**, a 9-year star WR with the L.A. Rams, inducted into the Pro Football Hall of Fame in Canton, Ohio ... on the same day, the Saints beat the Minnesota Vikings in the Hall of Fame Game, the franchise's 1st appearance in the contest; **Nov. 3** - **J.D. Roberts** replaces **Tom Fears** to become the 2nd head coach in Saints' history; **Nov. 8** - Saints' **Tom Dempsey** kicked a NFL-record 63-yard field goal on the game's final play to defeat Detroit, 19-17 in Roberts' 1st game as head coach ... the holder was **Joe Scarpati** & **Jackie Burkett** was the snapper ... Dempsey, born without toes on his right foot, wore a heavy square-toed kicking shoe. **Dec. 21** - Saints finish year with 2-11-1 record.



SAINTS TIMELINE

1971

Jan. 28 - Saints drafted Ole Miss QB **Archie Manning** with the 2nd overall selection in the NFL draft after club traded QB **Billy Kilmer** to Washington for LB **Tom Rousel** plus 4th & 8th round picks in 1972 draft; **Aug. 11** - Construction began on the Louisiana Superdome; **Sept. 19** - Saints upset L.A. Rams in season opener in New Orleans, 24-20 ... rookie QB **Archie Manning** made 1st regular-season start & ran for 1-yard TD on the final play after he completed 16-of-29 passes for 218 yards & 1 TD; **Oct. 17** - **Archie Manning** rushed for 2 TDs as Saints defeated the eventual Super Bowl champion Dallas Cowboys, 24-20 before 83,088 at Tulane Stadium; **Dec. 10** - General manager **Victor E. Schwenk** relieved of his duties; **Dec. 19** - Saints finish season with 4-8-2 record.

1972

Jan. 7 - **Richard F. Gordon** retired from U.S. Navy aerospace program & was appointed executive VP of the Saints; **Feb. 1** - Saints selected Georgia G **Royce Smith** in 1st round of NFL draft; **Sept. 25** - Saints made 1st appearance on ABC's Monday Night Football, losing to the Kansas City Chiefs, 20-17; **Dec. 17** - Saints finished season 2-11-1.

1973

Jan. 29 - Saints traded 1st round draft choice to the Baltimore Colts for DE **Billy Newsome** ... Saints selected Oklahoma DE **Derland Moore** as the club's 1st selection in the 2nd round; **Aug. 26** - **John North** replaced **J.D. Roberts** & became the 3rd head coach in Saints' history; **Sept. 25** - Saints traded WR **Danny Abramowicz** to the San Francisco 49ers for their 4th & 5th round selections in the 1974 draft; **Nov. 4** - Saints scored 1st-ever shutout as they blanked Buffalo, 13-0 in Tulane Stadium ... Saints held Buffalo RB **O.J. Simpson** to his lowest rushing total of the season - 79 yards on 20 carries - as Simpson finished the year with then-NFL record 2,003 yards. **Dec. 16** - Saints finished season with a 5-9 mark, which tied the best record to date for the franchise.

1974

Jan. 29 - Saints picked Ohio State LB **Rick Middleton** with their 1st selection in the NFL draft; **Dec. 8** - Saints shut out the St. Louis Cardinals, 14-0 in the franchise's final game in Tulane Stadium ... Saints ended their 8-season stay in Tulane Stadium with a 23-32-1 home record; **Dec. 15** - Saints finished the season with a 5-9 record, which again tied the best mark in club history.

1975

Jan. 28 - Saints selected Purdue WR **Larry Burton** as the club's 1st pick in the 1st round of the NFL draft ... the Saints then traded DE **Billy Newsome** to the Jets for their 1st round pick & selected Ohio State T **Kurt Schumacher**; **Aug. 3** - Louisiana Superdome is dedicated; **Aug. 9** - The 1st football game is played in the Louisiana Superdome as the Houston Oilers beat the Saints, 13-7 in a preseason contest before 72,434; **Sept. 28** - In the 1st regular season NFL game in the Superdome, the Saints lost to the Cincinnati Bengals, 21-0, before 52,531 spectators. **Oct. 27** - **Ernie Hefferle**, Saints' director of pro personnel, named as interim head coach after **John North** was relieved of his duties ... Hefferle became the 4th head coach in Saints history; **Dec. 21** - Saints finished season with 2-12 record.

1976

Jan. 20 - Saints hired **Hank Stram** as the club's 5th head coach; **Jan. 26** - New Orleans hosted the NFC-AFC Pro Bowl game; **March 30** - Saints lost T **Dave Thompson** and RB **Morris LaGrand** to the Tampa Bay Buccaneers & DE **Joe Owens** to the Seattle Seahawks in the NFL expansion draft; **April 2** - Saints trade LB **Rick Middleton** to the San Diego Chargers for QB **Bobby Douglas** & a 3rd-round draft choice; **April 8** - Saints selected California RB **Chuck Muncie** in the 1st round of the NFL draft; **July 24** - Former FB **Jim Taylor**, who played the final season of his career with the Saints in 1967, was inducted into the Pro Football Hall of Fame in Canton, Ohio; **Sept. 26** - Head coach **Hank Stram** gained his 1st victory with the Saints, 27-17 on the road over his old team, the Kansas City Chiefs; **Nov. 21** - Saints beat Seattle Seahawks on the road, 51-27 to tie the club record for most points scored in a game; **Dec. 12** - Saints end season with 4-10 overall record.

SAINTS TIMELINE



1977

May 3 - Saints selected Maryland DE **Joe Campell** as the club's 1st selection in the NFL draft; **Dec. 18** - Saints ended season with 5-11 record ... RB **Chuck Muncie** set club season rushing mark with 811 yards and TE **Henry Childs** set the Saints season TD record with 9.

1978

Jan. 28 - **Hank Stram** is relieved of his duties as Saints head coach; **Feb. 6** - **Dick Nolan** is selected as the Saints' 6th head coach; **May 2** - Florida WR **Wes Chandler** was the Saints' 1st selection in the NFL draft; **June 11** - QB **Archie Manning** won the NFL's Byron (Whizzer) White Award for his contributions to team, community & country; **Aug. 5** - Saints beat the Philadelphia Eagles, 14-7 in an exhibition game in Mexico City, the 1st NFL game played south of the U.S. border; **Dec. 17** - Saints ended season with a club-record 7-9 record. QB **Archie Manning** named NFC MVP by both *The Sporting News* & UPI & was selected to the Pro Bowl.

1979

May 3 - Saints selected Texas K **Russell Erxleben** with their 1st pick in the NFL draft; **June 5** - Saints moved administrative offices from Lee Circle to Louisiana Superdome; **Oct. 14** - Saints set club record for points in one half with 42 in the 2nd half (on 6 straight possessions) in 42-14 win at the Tampa Bay Buccaneers; **Oct. 28** - Saints moved into undisputed 1st place lead in NFC West with 14-10 win at the Washington Redskins ... the Saints stopped Washington a total of 18 times with goal to go and 7 times within the 2 yard line in defensive masterpiece; **Dec. 3** - RB **Chuck Muncie** rushed for 128 yards vs. the Oakland Raiders in a Monday Night Football matchup at the Superdome to become first Saint to surpass 1,000-yard milestone on the way to a 1,198-yard season ... Saints saw 35-14 lead disappear in 42-35 loss to the Raiders; **Dec. 16** - Saints ended the season with a club-record 8-8 record after beating eventual NFC champion Rams, 29-14; **Dec. 20** - **Steve Rosenbloom** was selected as executive VP & general manager of the Saints.

1980

Jan. 27 - RB **Chuck Muncie** is selected as Pro Bowl MVP as NFC won, 37-27 ... Saints had a club-record 5 Pro Bowl players as QB **Archie Manning**, S **Tommy Myers**, WR **Wes Chandler** & TE **Henry Childs** joined Muncie in Hawaii; **April 29** - Saints selected Colorado T **Stan Brock** with their 1st selection in the NFL draft; **Oct. 7** - Saints traded RB **Chuck Muncie** to the Oakland Raiders for the Raiders' 6th round selection in 1981 which the Saints later used to select Pittsburgh LB **Rickey Jackson**; **Nov. 24** - After 27-7 loss to the L.A. Rams in a Monday Night Football game at the Superdome, head coach **Dick Nolan** was relieved of his duties; **Nov. 25** - **Dick Stanfel** replaced **Dick Nolan** & became the Saints' 7th head coach; **Dec. 21** - Saints ended the season 1-15.

1981

Jan. 20 - General manager **Steve Rosenbloom** & VP of player personnel **Dick Steinberg** resigned; **Jan. 22** - **O.A. (Bum) Phillips** is announced as the Saints' 8th head coach; **April 28** - Saints select South Carolina RB & 1980 Heisman Trophy winner **George Rogers** with the 1st overall choice in NFL draft ... Rogers is 1 of 17 selections by Saints; **Nov. 8** - Saints defeated NFC West rival L.A. Rams, 21-13 at Anaheim Stadium to complete series sweep for 1st time in Saints history; **Dec. 20** - RB **George Rogers** gained 107 yards in 21-17 loss to San Francisco & became the NFL's rushing champion (& all-time rookie rusher) with 1,674 yards on the season ... Saints finished with a 4-12 mark.

1982

Jan. 31 - RB **George Rogers** played for the NFC in the Pro Bowl in Honolulu; **Feb. 17** - Head Coach **O.A. (Bum) Phillips** is named general manager in addition to his coaching title; **April 27** - Saints took Georgia WR **Lindsay Scott** with their 1st selection in the NFL draft; **Aug. 7** - Former DE **Doug Atkins**, who played the final 3 seasons of his career with the Saints from 1967-69, was inducted into the Pro Football Hall of Fame in Canton, Ohio; **Aug. 25** - Veteran QB **Ken Stabler** signed with Saints as a free agent. **Sept. 17** - Veteran QB **Archie Manning** was traded to the Houston Oilers for T **Leon Gray**; **Sept. 20** - NFL players went on strike ... 7 games were cancelled due to the strike; **Nov. 21** - NFL games resumed as the Saints defeated Kansas City,



SAINTS TIMELINE

27-17 at the Superdome; **Dec. 19** - RB **George Rogers** ran for 166 yards on the road at the Dallas Cowboys, which set the Saints single-game rushing record.

1983

Jan. 2 - Saints defeat Atlanta, 35-6 in the Superdome in a rescheduled game that concluded the 9-game season with a 4-5 record ... Saints narrowly missed the playoffs in a complicated labyrinth of tie-breakers; **July 30** - Saints play in Hall of Fame Game for 2nd time in franchise history as the Pittsburgh Steelers won, 27-14 at Canton, Ohio; **Sept. 4** - RB **George Rogers** set team single game rushing record with 206 yards on 24 carries in 38-17 opening day win over the St. Louis Cardinals at the Superdome; **Sept. 18** - Saints defeated the Chicago Bears, 34-31 at the Superdome in OT for the 1st sudden death victory in franchise history; **Dec. 18** - Saints narrowly miss the NFC playoffs when the L.A. Rams' **Mike Lansford** kicked a 42-yard FG with :06 left for a 26-24 victory at the Superdome ... the Saints finished the season 8-8 (tied franchise record) with the NFC's top-ranked overall defense & the NFL's top defense against the pass, both franchise firsts.

1984

Feb. 18 - Saints acquired veteran QB **Richard Todd** from the New York Jets in exchange for the Saints top choice in the 1984 NFL draft; **May 1** - Saints selected Wichita State DT **James Geathers** in the 2nd round as their 1st selection in the NFL draft; **Oct. 9** - Saints acquired RB **Earl Campbell** from Houston for Saints 1st round draft choice in 1985; **Oct. 22** - QB **Ken Stabler** announced his retirement; **Nov. 19** - Saints record 1st-ever win on prime time with a 27-24 Monday Night Football victory over the Pittsburgh Steelers in the Superdome; **Nov. 26** - Saints owner **John W. Mecom Jr.** announced that the Saints were for sale for the non-negotiable price of \$75 million; **Dec. 15** - Saints finished the season 7-9.

1985

Jan. 27 - LB **Rickey Jackson**, DE **Bruce Clark** & P **Brian Hansen** represented the Saints at the Pro Bowl at Honolulu; **Feb. 14** - Negotiations for the sale of the Saints between **John Mecom, Jr.** & Chicago's **A.N. Pritzker** broke off, thrusting **Tom Benson**, negotiating in a secondary position for several weeks, to the forefront; **March 12** - New Orleansian **Tom Benson** reached agreement with **John Mecom, Jr.** for the sale of the Saints; **April 26** - Saints traded RB **George Rogers** and their 5th, 10th, & 11th round selections in the 1985 draft to the Washington Redskins for their top draft pick; **April 30** - Saints took Tennessee LB **Alvin Toles** as their 1st selection in the NFL draft; **May 31** - Ownership was transferred from **John W. Mecom, Jr.** to **Tom Benson** for the sale price of \$70.204 million ... Benson became managing general partner of the Saints; **Nov. 25** - Saints head coach **O.A. (Bum) Phillips** resigned as his son, defensive coordinator **Wade Phillips**, was named interim head coach, the 9th head coach in the Saints' history.

1986

Jan. 14 - **Jim Finks** is named president/general manager of the Saints & joined in franchise ownership; **Jan. 22** - Interim head coach **Wade Phillips** & assistant coaches were released from their duties; **Jan 28** - **Jim Mora** is named the Saints' 10th head coach; **April 29** - Saints selected Virginia T **Jim Dombrowski** with their 1st pick in the NFL draft; **July 19** - RB **Earl Campbell** announced his retirement; **Sept. 21** - **Mel Gray** broke team record with 101-yard kickoff return for a TD at San Francisco ... the return was the Saints' 1st for a score since 1977; **Nov. 9** - Saints record 5th shutout in team history, holding L.A. Rams' **Eric Dickerson** to 57 yards, 9 in the 2nd half, in a 6-0 win ... the victory evened the Saints' mark at 5-5 after a 1-4 start; **Dec. 7** - RB **Rueben Mayes** broke the team's single-game record with 207 yards vs. the Miami Dolphins, but his final gain was called back along with the winning TD ... the Saints lost 31-27 thriller as Mayes finished with 203 rushing yards. **Dec. 21** - Saints finished the season with a 7-9 mark ... RB **Rueben Mayes** finished the year with 1,353 yards rushing (4th in the NFL) & is named consensus Rookie of the Year ... he was named to the Pro Bowl along with LB **Rickey Jackson** & K **Morten Andersen**.

1987

April 28 - Saints selected Brigham Young DE **Shawn Knight** as their 1st pick in the NFL draft; **Aug. 17** - FB **Hokie Gajan**, who attempted to come back from a 1985 knee injury, retired following an injury to his other knee; **Sept. 21** - NFL Players Association announced that players would be on strike following the weekend's

SAINTS TIMELINE



games; **Oct. 4** - Saints defeated the L.A. Rams 37-10 in Superdome before 29,745 fans in club's 1st replacement game ... Saints QB **John Fourcade**, a New Orleans native, led team to the win with 2 TD passes; **Oct 15** - NFL Players Association announced that the strike is over, but not in time to play the coming weekend's games; **Oct. 18** - Saints beat Chicago, 19-17 on 4 **Florian Kempf** FGs in the final replacement game played by the Saints ... the replacements posted a 2-1 record; **Oct. 25** - Saints fall to San Francisco, 24-22 in a Superdome thriller ... following the game, head coach **Jim Mora** made his highly-publicized "coulda, woulda, shoulda" proclamation to the media; **Nov. 1** - On the franchise's 22nd birthday, Saints posted the largest margin of victory in team history, shutting out Atlanta 38-0 ... the win was the 1st in team-record 9 consecutive triumphs to close out the season; **Nov. 29** - Saints held on with 2 magnificent goal-line stands in the 4th quarter to defeat the Pittsburgh Steelers, 20-16 ... the victory ensured Saints' 1st-ever winning record ever; **Dec. 6** - Saints beat the Tampa Bay Buccaneers, 44-34 to lock up team's 1st-ever playoff appearance; **Dec. 13** - Saints won 7th straight, 24-10 over the Houston Oilers which gave the Saints home field in the NFC Wild Card game; **Dec. 20** - Down 24-3 in the 2nd quarter, the Saints rallied behind backup QB **Dave Wilson** for a 31-24 win at Cincinnati, the biggest come-from-behind effort in Saints' history; **Dec. 27** - Saints beat Green Bay, 33-24 to finish the season with 12-3 record ... later that night, the San Francisco 49ers won their final game which kept the Saints from winning their 1st-ever division title & gaining home-field advantage in the NFC playoffs... the Saints were set to host the Minnesota Vikings in the NFC Wild Card game.

1988

Jan. 3 - Saints jump out to a 7-0 lead, but the Minnesota Vikings took a 31-10 halftime advantage on the way to a 44-10 win over New Orleans in the NFC Wild Card game at the Superdome ... RB **Rueben Mayes** sustained torn ligaments in his knee, requiring surgery; **Feb. 7** - A club-record 6 Saints: K **Morten Andersen**, TE **Hoby Brenner**, G **Brad Edelman**, RB **Rueben Mayes**, LB **Sam Mills**, CB **Dave Waymer** were tabbed for the Pro Bowl in Honolulu ... president/general manager **Jim Finks** was honored as the NFL Executive of the Year & head coach **Jim Mora** was named NFL Coach of the Year; **April 24** - The Saints took FB **Craig Heyward** with their 1st selection in the NFL draft; **Nov. 20** - Saints score biggest win in team history in 42-0 win over the Denver Broncos ... the win clinched the Saints' 2nd consecutive winning season; **Dec. 11** - Saints finish the season with a 10-6 record.

1989

March 22 - NFL commissioner **Pete Rozelle**, who presided over the league for 29 years, announced his retirement at the NFL meetings in Palm Springs, Calif.; **April 23** - The Saints selected Arkansas DE **Wayne Martin** with their 1st selection in the NFL draft; **July 6** - NFL owners meet in Chicago for a 1st vote for a successor to retiring commissioner **Pete Rozelle** ... Saints president/general manager **Jim Finks**, the only candidate, falls just short of the votes needed for election; **Sept. 10** - Saints score only opening-day shutout in team history with 28-0 win over Dallas in the Superdome; **Oct. 26** - Meeting in Cleveland, NFL owners select lawyer **Paul Tagliabue** to succeed **Pete Rozelle** as league commissioner; **Nov. 20** - Commissioner **Paul Tagliabue** appoints Saints president/general manager **Jim Finks** as chairman of the NFL Competition Committee; **Dec. 24** - A 41-6 win over Indianapolis gave the Saints a 9-7 record, the Saints' 3rd consecutive winning season ... RB **Dalton Hilliard**, along with LBs **Vaughan Johnson** & **Pat Swilling** were selected to represent the Saints in the Pro Bowl ... T **Kevin Haverdink** & CB **Robert Massey** were named to several all-rookie teams.

1990

Feb. 23 - Saints announce preseason schedule, which includes participation in American Bowl 1990 with the Oakland Raiders, played in Wembley Stadium in London, England; **April 22** - Saints selected DE **Renaldo Turnbull** with their 1st pick in the NFL draft; **Aug. 5** - Saints beat the Oakland Raiders, 17-10 in American Bowl in London's Wembley Stadium; **Dec. 31** - On New Year's Eve, a national TV audience saw the Saints' **Morten Andersen** kick a 24-yard FG with :02 left to beat the L.A. Rams, 20-17 which evened the Saints' final record at 8-8 & gave them a berth in the NFC playoffs.

1991

Jan. 6 - The Chicago Bears defeat the Saints, 16-6 in the NFC Wild Card game in Chicago's Soldier Field;



SAINTS TIMELINE

Feb. 3 - LBs **Vaughan Johnson** & **Pat Swilling** represented the Saints in the Pro Bowl, along with **K Morten Andersen** ... **DE Renaldo Turnbull** led NFC rookies with 9 sacks as he was selected to several all-rookie teams; **April 21** - The Saints took Miami (Fla.) WR **Wesley Carroll** with their 1st pick in the 2nd round of the NFL draft; **July 27** - Former RB **Earl Campbell**, who played the final 2 seasons of his career with the Saints from 1984-85, was inducted into the Pro Football Hall of Fame in Canton, Ohio; **Sept. 8** - The Saints defeated the Kansas City Chiefs, 17-0 for 1st 2-0 start in team history ... the Saints won 7 straight games; **Dec. 16** - A 27-0 win over the L.A. Raiders broke a 4-game losing streak, clinched a playoff spot and kept the Saints in the hunt for the NFC West title; **Dec. 22** - In Phoenix, the Saints beat the Cardinals 27-3 & won their 1st-ever NFC West title with an 11-5 record ... the Saints defense allowed the fewest points in the league & were 2nd in yards allowed; **Dec. 29** - Vying for the Saints' 1st-ever playoff victory, the Falcons came from behind to defeat New Orleans, 27-20 in the Superdome.

1992

Feb. 2 - A total of 4 Saints were chosen for the NFC squad in the Pro Bowl ... LBs **Vaughan Johnson**, **Sam Mills** & **Pat Swilling** were named starters for the NFC, the most LBs from 1 team in history ... special teams player **Bennie Thompson** also made the trip to Honolulu; **Dec. 3** - A close 22-14 win over the Atlanta Falcons finished a 3-game, 11-day stretch which put the Saints in the playoffs for the 3rd consecutive year; **Dec. 26** - The Saints clinched the home-field advantage in the NFC Wild Card game with a 20-0 win over the N.Y. Jets on the road ... the Saints finished with a team-record 12-4 mark ... the club led the NFL in least points allowed with a club-record 202 ... New Orleans also led the NFL in most sacks (57) & least sacks allowed (15), the 1st time since 1977 that a club led in both categories.

1993

Jan. 3 - With the Saints holding a 20-7 lead in the 3rd quarter, the Philadelphia Eagles roared back with 26 4th-quarter points to win the NFC Wild Card game, 36-20 over the Saints at the Superdome; **Feb. 7** - A club-record tying 6 Saints: LBs **Rickey Jackson**, **Vaughan Johnson**, **Sam Mills** & **Pat Swilling**, K **Morten Andersen** & C **Joel Hilgenberg** participated in the Pro Bowl in Honolulu; **April 25** - LB **Pat Swilling** was traded by the Saints to the Detroit Lions for the their 1st & 4th round picks in the 1993 draft ... the Saints picked T **William Roaf** with the 8th overall selection; **April 29** - At a press conference, Saints owner **Tom Benson** announces that president/general manager **Jim Finks** has been diagnosed with cancer. Finks entered the hospital on April 26, after the NFL draft ... Benson takes over temporarily in Finks' position during his absence; **April 30** - The disease that afflicted Saints president/general manager **Jim Finks** was confirmed as lung cancer; **May 19** - A sports bill calling in part for renovations to the Louisiana Superdome and a new practice facility for the Saints passes state lawmakers in a vote in Baton Rouge; **July 14** - Saints president/general manager **Jim Finks** resigned; **July 31** - The Saints beat the Philadelphia Eagles, 28-16 in Tokyo, Japan in the 3rd international exhibition game the Saints have played; **Sept. 12** - Saints establish a club record with 557 yards of total offense in a 34-31 road victory over the Atlanta Falcons; **Oct. 3** - The Saints defeated the L.A. Rams 37-6 in Anaheim, which improved their record to 5-0 & tied best-ever start in team history; **Dec. 28** - A total of 3 Saints, LBs **Renaldo Turnbull** & **Rickey Jackson** & PR/KR **Tyrone Hughes** were chosen to represent the NFC in the Pro Bowl ... Hughes was the 4th rookie in club history to receive the honor.

1994

Jan. 2 - The Saints close out the 1993 season with a 20-13 victory over the Cincinnati Bengals for an 8-8 record; **Jan. 4** - **Bill Kuharich** is promoted to VP of football operations; **April 24** - The Saints chose Louisville DE **Joe Johnson** with their 1st pick in the NFL draft; **May 8** - After battling lung cancer for more than a year, former Saints president/general manager **Jim Finks** passed away at his Metairie home at the age of 66; **Oct. 23** - The Saints beat the L.A. Rams, 37-34 at the Superdome as **Tyrone Hughes** returned 2 kickoffs for TDs on his way to setting or tying 7 team & 4 NFL records; **Dec. 24** - The Saints finish the season with a 7-9 record.

1995

Jan. 26 - An early morning fire caused severe damage at the club's Saints Drive practice facility ... the 2-



SAINTS TIMELINE

alarm fire forced the team to move its operation out of the main building that was constructed in 1967; **Jan. 31** - Former Buffalo Bills LB **Jim Haslett** is hired as LBs coach for the Saints; **Feb. 5** - DE **Wayne Martin** & T **William Roaf** participated in Pro Bowl; **March 13** - The Superdome Commission approves the sale of \$14.5 million in bonds that will go toward the construction of a new practice facility for the Saints in Metairie; **April 22** - The Saints selected Washington State LB **Mark Fields** with their 1st pick in the NFL draft; **June 8** - Groundbreaking ceremonies are held for the Saints' new practice facility on Airline Drive in Metairie; **July 29** - The late **Jim Finks**, who served as the Saints' president/general manager from 1986-93, was inducted into the Pro Football Hall of Fame in Canton, Ohio; **Dec. 24** - The Saints close the season with a 7-9 mark for the 2nd straight season.

1996

Jan. 12 - **Bill Kuharich**, VP of football operations was promoted to VP/general manager; **Jan. 30** - **Jim Haslett** was promoted to defensive coordinator; **Feb. 4** - T **William Roaf** & CB **Eric Allen** participated in the Pro Bowl in Honolulu; **April 15** - For the 1st time in club history, the entire Saints organization is housed under one roof with the move to the club's new facility at 5800 Airline Drive in Metairie; **April 20** - The Saints selected Oregon CB **Alex Molden** with their 1st pick in the NFL draft; **July 26** - Saints played in Hall of Fame Game for 3rd time in franchise history as the Indianapolis Colts won, 10-3 at Canton, Ohio; **Oct. 21** - After a 19-7 defeat to the Carolina Panthers a day earlier, Saints head coach **Jim Mora**, the longest-tenured coach in all of professional sports, resigned after 10 1/2 years with the club ... Mora, who led the Saints to their 1st winning seasons & 1st-ever playoff appearances, ended his stay with a short statement thanking owner **Tom Benson** and the Saints fans for their support; **Oct. 23** - **Rick Venturi**, the Saints' LB coach, was named interim head coach, the 11th head coach in team history; **Dec. 12** - T **William Roaf** was selected as a starter for the NFC in the Pro Bowl, his 3rd consecutive selection ... DT **Wayne Martin** was chosen to the NFC team as an alternate; **Dec. 21** - The Saints finished the season with a 3-13 record.

1997

Jan. 28 - **Bill Kuharich** was promoted to president/general manager/chief operating officer of the Saints ... **Mike Ditka**, who won Super Bowl XX as a head coach, SB XIII as an assistant coach & SB VI as a player, was named the Saints' 12th head coach in the club's history; **April 19** - The Saints selected Colorado G **Chris Naeole** with their 1st pick in the NFL draft; **Oct. 19** - The Saints were shut out by the Carolina Panthers, 13-0, which snapped the club's 216 consecutive game scoring streak, the 5th-longest in NFL history & the 2nd-longest active streak; **Nov. 16** - In the shortest OT game in NFL history, the Saints beat the Seattle Seahawks, 20-17 on a **Doug Brien** 38-yard FG just 17 seconds into extra time; **Dec. 21** - The Saints finished the season with a 6-10 mark.

1998

April 18 - The Saints selected San Diego State T **Kyle Turley** as their 1st pick in the NFL draft; **Dec. 27** - The Saints finish the season with a 6-10 record.

1999

Jan. 21 - **Dick Stanfel**, who served as OL coach for the Saints from 1997-98 & 1976-80 & was head coach for the final 4 games of 1980, announced his retirement; **April 17** - The Saints acquired the 5th overall selection from the Washington Redskins in exchange for the Saints' 1st & 3rd through 7th round draft choices in 1999 & New Orleans' 1st & 3rd round picks in 2000 ... with the 5th overall pick, the Saints selected 1998 Heisman Trophy winner & Texas RB **Ricky Williams** ... it is the 1st time in NFL history that 1 player was a team's entire draft class; **May 19** - **Charles Bailey** is named assistant general manager; **Dec. 7** - Saints owner **Tom Benson** released a statement that said, "I will take whatever steps necessary at the end of the regular season to make the New Orleans Saints a winning franchise."

2000

Jan. 2 - The Saints finish the 1999 season with a 3-13 overall record; **Jan. 5** - Saints owner **Tom Benson** fired 22 employees, including president/general manager **Bill Kuharich** & head coach **Mike Ditka**; **Jan. 27** - Following through on his promise to "take whatever steps are necessary ...", Saints owner **Tom Benson** hired



SAINTS TIMELINE

Randy Mueller as General Manager of Football Operations & **Arnold D. Fielkow** as Director of Administration; **Feb. 3** - Former Saints assistant coach & defensive coordinator **Jim Haslett** was named as the Saints' 13th head coach in the club's history; **Feb. 23** - Saints signed former San Diego Chargers DT **Norman Hand** to a 5-year deal ... it was the 8th free agent acquisition of 2000, marking the busiest offseason in club history & placing them at the top of the league in free agent activity; **March 9** - Saints named Nicholls State University in Thibodaux, La. as their new summer training camp home; **April 15** - Saints picked Kansas State DE **Darren Howard** in the 2nd round with their 1st selection in the NFL draft; **July 31** - The club traded LB **K.D. Williams** & the 3rd round selection in the 2001 NFL draft to the Green Bay Packers for QB **Aaron Brooks** & TE **Lamont Hall**; **Oct. 8** - After a 1-3 start, the Saints began a 6-game win streak, 31-10 at the Chicago Bears, the 4th-longest win streak in club history; **Nov. 26** - Saints beat the defending Super Bowl champion St. Louis Rams on the road, 31-24 for franchise's 200th all-time victory; **Dec. 3** - Saints QB **Aaron Brooks** set the club passing yards mark (441) vs. the Denver Broncos in the Superdome in a 38-23 loss; **Dec. 10** - Saints set club record for road victories with a 7-1 mark after a 31-27 comeback win at the San Francisco 49ers ... Saints also set NFL record for best road record turnaround after an 0-8 record in 1999; **Dec. 17** - Saints all but wrapped up NFC playoff berth after 23-7 victory over Atlanta in the Superdome; **Dec. 18** - Saints clinched 2nd NFC West title after St. Louis lost, 38-35 at Tampa Bay ... the Saints were the 7th team since 1990 to go from last place to a division title the next season; **Dec. 24** - Saints wrapped up the regular season with a 10-6 mark after they overcame injuries to 8 starters ... Saints head coach **Jim Haslett** was selected Coach of the Year by several organizations while GM of Football Operations **Randy Mueller** was selected as NFL Executive of the Year ... the Saints defense set a club mark with 66 sacks, tied for the 6th-most in NFL history ... DT **La'Roi Glover** captured the NFL sack title with a club record-tying 17.0 while DE **Darren Howard** had a club rookie record 11.0 sacks ... WR **Joe Horn** set club marks for receptions (94) & reception yards (1,340) ... RB **Ricky Williams** had the 6th 1,000-yard rushing season in club annals; **Dec. 28** - DE **Joe Johnson** selected as the NFL Comeback Player of the Year by the *Associated Press* after he missed 1999 with a ruptured patellar tendon in his right knee suffered during training camp; **Dec. 30** - Saints won in postseason for the 1st time ever, 31-28 over the St. Louis Rams in a NFC Wild Card Playoff game in the Superdome ... WR **Willie Jackson** tied a NFL postseason mark with 3 TD catches & QB **Aaron Brooks** threw 4 TD passes ... the win was clinched after the Saints' **Brian Milne** recovered a fumbled fair catch by the Rams' **Az-Zahir Hakim** with 1:51 remaining after a New Orleans punt.

2001

Jan. 6 - Saints lost in the NFC Divisional Playoff at the Minnesota Vikings, 34-16 to end the club's storybook 2000 season ... Saints RB **Chad Morton** tied a NFL postseason mark with 13 catches ... Saints head coach **Jim Haslett** was selected as the NFL Coach of the Year by the *Associated Press*; **Feb. 4** - A club record-tying 6 Saints participated in the Pro Bowl in Honolulu: DT **La'Roi Glover**, DE **Joe Johnson** & T **William Roaf** started while WR **Joe Horn**, LB **Mark Fields** & LB **Keith Mitchell** were selected as reserves; **March 29** - Saints' GM of Football Operations **Randy Mueller** was selected as NFL Executive of the Year by *The Sporting News*; **April 21** - Saints picked Ole Miss RB **Deuce McAllister** with their 1st selection in the NFL draft; **May 7** - Saints & Nicholls State University reached a 4-year deal to keep the Saints' training camp at the Thibodaux, La. school; **Sept. 13** - The NFL postpones the entire league schedule for the weekend of Sept. 16-17 after the terrorist attacks of Sept. 11; **Sept. 30** - Saints played the 1st NFL game in New York after the attacks in a 21-13 loss at the N.Y. Giants; **Oct. 28** - Saints pulled off 2nd-biggest comeback in club history (18 points down twice) to win at the St. Louis Rams, 34-31.

2002

Jan. 6 - Saints concluded 2001 season with 7-9 mark; **Feb. 9** - S **Sammy Knight** & DT **La'Roi Glover** started in the Pro Bowl in Honolulu; **March 7** - Saints Owner **Tom Benson** announced that he will start an Arena Football League team, the New Orleans Voodoo; **March 8** - Saints traded RB **Ricky Williams** to the Miami Dolphins for a 1st round selection in the 2002 draft & a conditional 3rd round selection in 2003; **March 26** - Saints traded T **William Roaf** to the Kansas City Chiefs for a conditional 4th round pick in the 2003 draft; **April 20** - Saints picked Tennessee WR **Donte Stallworth** with their 1st selection in the NFL draft; **May 9** - Saints released General Manager of Football Operations **Randy Mueller** from his contract; **May 13** - Saints promoted **Mickey Loomis** to General Manager of Football Operations from Director of Football Administration.

SAINTS UNIFORM HISTORY



1967: Helmets - Gold helmet, black Fleur-de-Lis emblem with white outline on both sides with black/white/black center stripes & grey facemasks. **Jerseys** - Black, gold numerals (white trim) with white & gold sleeve stripes & TV numerals on shoulder; White, gold numerals (black trim) with black & gold sleeve stripes & TV numerals on shoulder. **Pants** - Gold with black/white/black stripes. **Socks** - White with black & gold stripes.

1968: Helmets - Gold helmet, black Fleur-de-Lis emblem with white outline on both sides with black/white/black center stripes (first 2 games) & grey facemasks. Center stripes were changed to white/black/white for the final 12 games.

1969: Helmets (Preseason only) - Black helmet, gold Fleur-de-Lis emblem with white outline on both sides with white/gold/white center stripes & grey facemasks. Saints' helmets have been exclusively gold in color since with black/white/black center stripes. **Jerseys** - Black, solid white numerals with white & gold sleeve stripes & TV numerals on shoulder; White, solid black numerals with black & gold sleeve stripes & TV numerals on shoulder; Both black & white jerseys were changed to 1967-68 style for the final 9 games. NFL 50th Anniversary patch worn on right sleeve.

1970: Jerseys - Black, solid white numerals with white & gold sleeve stripes & TV numerals on shoulder; White, solid black numerals with white & gold sleeve stripes & TV numerals on shoulder.

1975: Jerseys - TV numerals moved to sleeves. **Pants** - White with black/gold/black stripes.

1976: Helmets - Facemask color changed to black. **Pants** - Black with gold/white/gold stripes worn with white jerseys only.

1983: Jerseys - Numerals changed to "San Diego" screen-on style (Thin border around the numeral with no contact between the numeral & border). **Socks** - White with solid black.

1986: Jerseys - Sleeve stripes eliminated & TV numerals moved to shoulder; Fleur-de-Lis & Louisiana emblem on both sleeves. **Pants** - Gold with wide solid black stripe, Fleur-de-Lis & Louisiana emblem inside the stripe at the hip worn with both jerseys. **Socks** - White with wide gold stripe on black background.

1991: Jerseys - Saints' 25th anniversary patch worn on right front shoulder.

1994: Jerseys - As part of the NFL's 75th Anniversary celebration, team wore 1967-style "throwback" uniforms for the 3rd through 5th games of the season; NFL 75th anniversary patch worn on right front shoulder.

1996: Jerseys - White, gold numerals with black trim, Fleur-de-Lis emblem on sleeve & TV numerals on shoulder; Black, gold numerals with white trim, Fleur-de-Lis emblem on sleeve & TV numerals on shoulder; Saints' 30th anniversary patch worn on right front shoulder. **Pants** - Gold with wide solid black stripe & gold Fleur-de-Lis emblem inside stripe at the hip. **Socks** - White with solid black.

1999: Jerseys - White, black numerals with gold trim; no changes to black jerseys. **Pants** - Black with wide solid gold stripe & black Fleur-de-Lis emblem inside stripe at the hip worn with white jersey only.

2000: Helmets - Fleur-de-Lis emblem updated with white/gold/black outline. **Jerseys** - Only change was updated Fleur-de-Lis emblem on sleeve. Team wore white jersey in NFC Wild Card game vs. St. Louis Rams, instead of usual home black. **Pants** - Gold with wide solid black stripe & gold Fleur-de-Lis emblem inside stripe at the hip worn with both jerseys.

2001: Jerseys - Wore white as primary jersey for all games except road games when opponent wore white (black jerseys worn). **Pants** - Solid black with gold Fleur-de-Lis emblem at the hip with both jerseys. Saints wore all-black combo for first time at Carolina (10/14) & for the final 2 games of the season.

2002: Jerseys - Gold alternate jersey with black numerals and white trim added. **Pants** - Solid gold with black Fleur-de-Lis emblem at the hip with black jersey. Black with wide solid gold stripe & black Fleur-de-Lis emblem inside stripe at the hip worn with white & gold jerseys.



ALL-TIME RESULTS (1967-69)

HOME GAMES IN BOLD CAPS

All attendance figures from 1990-present are based on tickets distributed
MN - Monday Night; SN - Sunday Night; TN - Thursday Night; FR - Friday; SAT - Saturday

1967: 3-11 (4th-Capitol)

Head Coach: Tom Fears

Date	Opponent	Site	W/L	Score	Attendance
9/17	L.A. RAMS	TULANE STADIUM	L	13-27	80,879
9/24	WASHINGTON REDSKINS	TULANE STADIUM	L	10-30	74,937
10/1	CLEVELAND BROWNS	TULANE STADIUM	L	7-42	77,045
10/8	at N.Y. Giants	Yankee Stadium	L	21-27	62,670
10/15	at Dallas Cowboys	Cotton Bowl	L	10-14	64,128
10/22	at San Francisco 49ers	Kezar Stadium	L	13-27	34,285
10/29	PITTSBURGH STEELERS	TULANE STADIUM	L	10-14	68,911
11/5	PHILADELPHIA EAGLES	TULANE STADIUM	W	31-24	59,596
11/12	DALLAS COWBOYS	TULANE STADIUM	L	10-27	83,437
11/19	at Philadelphia Eagles	Franklin Field	L	21-48	60,751
11/26	ATLANTA FALCONS	TULANE STADIUM	W	27-24	83,437
12/3	at St. Louis Cardinals	Busch Stadium	L	20-31	41,171
12/10	at Baltimore Colts	Memorial Stadium	L	10-30	60,238
12/17	at Washington Redskins	D.C. Stadium	W	30-14	50,486
				233-379	901,971

1968: 4-9-1 (3rd-Century)

Head Coach: Tom Fears

9/15	CLEVELAND BROWNS	TULANE STADIUM	L	10-24	74,215
9/22	WASHINGTON REDSKINS	TULANE STADIUM	W	31-17	65,941
9/29	ST. LOUIS CARDINALS	TULANE STADIUM	L	20-21	79,021
10/6	at N.Y. Giants	Yankee Stadium	L	21-38	60,967
10/13	MINNESOTA VIKINGS	TULANE STADIUM	W	20-17	71,105
10/20	at Pittsburgh Steelers	Pitt Stadium	W	16-12	32,303
10/27	at St. Louis Cardinals	Busch Stadium	L	17-31	45,476
11/3	DALLAS COWBOYS	TULANE STADIUM	L	3-17	84,728
11/10	at Cleveland Browns	Municipal Stadium	L	17-35	71,025
11/17	at Green Bay Packers (Milw.)	Milwaukee County Stadium	L	7-29	49,644
11/24	at Detroit Lions	Tiger Stadium	T	20-20	46,152
12/1	CHICAGO BEARS	TULANE STADIUM	L	17-23	78,285
12/8	at Philadelphia Eagles	Franklin Field	L	17-29	57,128
12/15	PITTSBURGH STEELERS	TULANE STADIUM	W	24-14	66,131
				246-327	882,121

1969: 5-9 (3rd-Capitol)

Head Coach: Tom Fears

9/21	WASHINGTON REDSKINS	TULANE STADIUM	L	20-26	73,147
9/28	DALLAS COWBOYS	TULANE STADIUM	L	17-21	79,567
10/5	at L.A. Rams	L.A. Memorial Coliseum	L	17-36	54,879
10/12	CLEVELAND BROWNS	TULANE STADIUM	L	17-27	71,274
10/19	BALTIMORE COLTS	TULANE STADIUM	L	10-30	80,636
10/26	at Philadelphia Eagles	Franklin Field	L	10-13	60,658
11/2	at St. Louis Cardinals	Busch Stadium	W	51-42	46,718
11/9	at Dallas Cowboys	Cotton Bowl	L	17-33	62,282
11/16	at N.Y. Giants	Yankee Stadium	W	25-24	68,927
11/23	SAN FRANCISCO 49ERS	TULANE STADIUM	W	43-38	71,448
11/30	PHILADELPHIA EAGLES	TULANE STADIUM	W	26-17	72,805
12/7	at Atlanta Falcons	Atlanta-Fulton County Stadium	L	17-45	57,021
12/14	at Washington Redskins	R.F.K. Stadium	L	14-17	50,354
12/21	PITTSBURGH STEELERS	TULANE STADIUM	W	27-24	72,256
				311-393	921,972

ALL-TIME RESULTS (1970-72)



1970: 2-11-1 (4th-NFC West)

Head Coaches: Tom Fears (7 games, 1-5-1) & J.D. Roberts (7 games, 1-6)

9/20	ATLANTA FALCONS	TULANE STADIUM	L	3-14	77,042
9/27	at Minnesota Vikings	Metropolitan Stadium	L	0-26	47,900
10/4	N.Y. GIANTS	TULANE STADIUM	W	14-10	69,126
10/11	at St. Louis Cardinals	Busch Stadium	L	17-24	45,294
10/18	at San Francisco 49ers	Kezar Stadium	T	20-20	39,446
10/25	at Atlanta Falcons	Atlanta-Fulton County Stadium	L	14-32	58,850
11/1	L.A. RAMS	TULANE STADIUM	L	17-30	77,861
11/8	DETROIT LIONS	TULANE STADIUM	W	19-17	66,910
11/15	at Miami Dolphins	Orange Bowl	L	10-21	42,866
11/22	DENVER BRONCOS	TULANE STADIUM	L	6-31	66,837
11/29	at Cincinnati Bengals	Riverfront Stadium	L	6-26	59,342
12/6	at L.A. Rams	L.A. Memorial Coliseum	L	16-34	66,410
12/13	SAN FRANCISCO 49ERS	TULANE STADIUM	L	27-38	61,940
12/20	CHICAGO BEARS	TULANE STADIUM	L	3-24	63,518
				172-347	843,342

1971: 4-8-2 (4th-NFC West)

Head Coach: J.D. Roberts

9/19	L.A. RAMS	TULANE STADIUM	W	24-20	70,915
9/26	SAN FRANCISCO 49ERS	TULANE STADIUM	L	20-38	81,595
10/3	at Houston Oilers	Astrodome	T	13-13	47,966
10/10	at Chicago Bears	Soldier Field	L	14-35	55,049
10/17	DALLAS COWBOYS	TULANE STADIUM	W	24-14	83,088
10/24	at Atlanta Falcons	Atlanta-Fulton County Stadium	L	6-28	58,850
10/31	at Washington Redskins	R.F.K. Stadium	L	14-24	53,041
11/7	OAKLAND RAIDERS	TULANE STADIUM	T	21-21	83,102
11/14	at San Francisco 49ers	Candlestick Park	W	26-20	45,138
11/21	MINNESOTA VIKINGS	TULANE STADIUM	L	10-23	83,130
11/28	at Green Bay Packers (Milw.)	Milwaukee County Stadium	W	29-21	48,035
12/5	at L.A. Rams	L.A. Memorial Coliseum	L	28-45	73,610
12/12	CLEVELAND BROWNS	TULANE STADIUM	L	17-21	72,794
12/19	ATLANTA FALCONS	TULANE STADIUM	L	20-24	75,954
				266-347	932,267

1972: 2-11-1 (4th-NFC West)

Head Coach: J.D. Roberts

9/17	at L.A. Rams	L.A. Memorial Coliseum	L	14-34	66,303
9/25	KANSAS CITY CHIEFS - MN	TULANE STADIUM	L	17-20	70,793
10/1	SAN FRANCISCO 49ERS	TULANE STADIUM	L	2-37	69,840
10/8	at N.Y. Giants	Yankee Stadium	L	21-45	62,507
10/15	ATLANTA FALCONS	TULANE STADIUM	L	14-21	66,294
10/22	at San Francisco 49ers	Candlestick Park	T	20-20	59,167
10/29	PHILADELPHIA EAGLES	TULANE STADIUM	W	21-3	65,664
11/5	at Minnesota Vikings	Metropolitan Stadium	L	6-37	49,784
11/12	at Atlanta Falcons	Atlanta-Fulton County Stadium	L	20-36	58,850
11/19	at Detroit Lions	Tiger Stadium	L	14-27	53,752
11/26	L.A. RAMS	TULANE STADIUM	W	19-16	64,325
12/3	at N.Y. Jets	Shea Stadium	L	17-18	62,496
12/10	NEW ENGLAND PATRIOTS	TULANE STADIUM	L	10-17	64,889
12/17	GREEN BAY PACKERS	TULANE STADIUM	L	20-30	65,881
				215-361	880,545



ALL-TIME RESULTS (1973-75)

1973: 5-9 (3rd-NFC West)					
Head Coach: John North					
9/16	ATLANTA FALCONS	TULANE STADIUM	L	7-62	66,428
9/24	at Dallas Cowboys - MN	Texas Stadium	L	3-40	52,715
9/30	at Baltimore Colts	Memorial Stadium	L	10-14	52,293
10/7	CHICAGO BEARS	TULANE STADIUM	W	21-16	56,561
10/14	DETROIT LIONS	TULANE STADIUM	W	20-13	57,810
10/21	at San Francisco 49ers	Candlestick Park	L	0-40	52,881
10/28	WASHINGTON REDSKINS	TULANE STADIUM	W	19-3	66,315
11/4	BUFFALO BILLS	TULANE STADIUM	W	13-0	74,770
11/11	at L.A. Rams	L.A. Memorial Coliseum	L	7-29	70,358
11/18	at San Diego Chargers	San Diego Stadium	L	14-17	38,848
11/25	L.A. RAMS	TULANE STADIUM	L	13-24	67,192
12/2	at Green Bay Packers (Milw.)	Milwaukee County Stadium	L	10-30	46,092
12/9	SAN FRANCISCO 49ERS	TULANE STADIUM	W	16-10	62,490
12/16	at Atlanta Falcons	Atlanta-Fulton County Stadium	L	10-14	34,147
				163-312	794,900

1974: 5-9 (3rd-NFC West)					
Head Coach: John North					
9/15	SAN FRANCISCO 49ERS	TULANE STADIUM	L	13-17	65,071
9/22	at L.A. Rams	L.A. Memorial Coliseum	L	0-24	64,178
9/29	ATLANTA FALCONS	TULANE STADIUM	W	14-13	62,273
10/6	at Chicago Bears	Soldier Field	L	10-24	45,818
10/13	at Denver Broncos	Mile High Stadium	L	17-33	51,881
10/20	at Atlanta Falcons	Atlanta-Fulton County Stadium	W	13-3	47,217
10/27	PHILADELPHIA EAGLES	TULANE STADIUM	W	14-10	64,257
11/3	at Detroit Lions	Tiger Stadium	L	14-19	43,256
11/10	MIAMI DOLPHINS	TULANE STADIUM	L	0-21	74,289
11/17	L.A. RAMS	TULANE STADIUM	W	20-7	57,287
11/25	PITTSBURGH STEELERS - MN	TULANE STADIUM	L	7-28	71,907
12/1	at Minnesota Vikings	Metropolitan Stadium	L	9-29	44,202
12/8	ST. LOUIS CARDINALS	TULANE STADIUM	W	14-0	57,152
12/15	at San Francisco 49ers	Candlestick Park	L	21-35	40,418
				166-263	789,156

1975: 2-12 (4th-NFC West)					
Head Coaches: John North (6 games, 1-5) & Ernie Hefferle (8 games, 1-7)					
9/21	at Washington Redskins	R.F.K. Stadium	L	3-41	54,414
9/28	CINCINNATI BENGALS	LOUISIANA SUPERDOME	L	0-21	52,531
10/5	at Atlanta Falcons	Atlanta-Fulton County Stadium	L	7-14	29,444
10/12	GREEN BAY PACKERS	LOUISIANA SUPERDOME	W	20-19	51,371
10/19	at San Francisco 49ers	Candlestick Park	L	21-35	39,990
10/26	at L.A. Rams	L.A. Memorial Coliseum	L	14-38	54,723
11/2	ATLANTA FALCONS	LOUISIANA SUPERDOME	W	23-7	49,342
11/9	at Oakland Raiders	Oakland Coliseum	L	10-48	51,267
11/16	MINNESOTA VIKINGS	LOUISIANA SUPERDOME	L	7-20	52,765
11/23	SAN FRANCISCO 49ERS	LOUISIANA SUPERDOME	L	6-16	40,328
11/30	at Cleveland Browns	Municipal Stadium	L	16-17	44,753
12/7	L.A. RAMS	LOUISIANA SUPERDOME	L	7-14	39,358
12/14	at N.Y. Giants	Shea Stadium	L	14-28	40,150
12/21	CHICAGO BEARS	LOUISIANA SUPERDOME	L	17-42	33,371
				165-360	633,807



ALL-TIME RESULTS (1976-78)

1976: 4-10 (3rd-NFC West)					
Head Coach: Hank Stram					
9/12	MINNESOTA VIKINGS	LOUISIANA SUPERDOME	L	9-40	58,156
9/19	DALLAS COWBOYS	LOUISIANA SUPERDOME	L	6-24	61,413
9/26	at Kansas City Chiefs	Arrowhead Stadium	W	27-17	53,918
10/3	HOUSTON OILERS	LOUISIANA SUPERDOME	L	26-31	51,973
10/10	ATLANTA FALCONS	LOUISIANA SUPERDOME	W	30-0	51,521
10/17	at San Francisco 49ers	Candlestick Park	L	3-33	43,160
10/24	L.A. RAMS	LOUISIANA SUPERDOME	L	10-16	51,984
10/31	at Atlanta Falcons	Atlanta-Fulton County Stadium	L	20-23	34,127
11/7	at Green Bay Packers (Milw.)	Milwaukee County Stadium	L	27-32	52,936
11/14	DETROIT LIONS	LOUISIANA SUPERDOME	W	17-16	42,048
11/21	at Seattle Seahawks	Kingdome	W	51-27	61,865
11/28	at L.A. Rams	L.A. Memorial Coliseum	L	14-33	54,906
12/5	at New England Patriots	Schaefer Stadium	L	6-27	53,592
12/12	SAN FRANCISCO 49ERS	LOUISIANA SUPERDOME	L	7-27	42,536
				253-346	714,135

1977: 3-11 (4th-NFC West)					
Head Coach: Hank Stram					
9/18	GREEN BAY PACKERS	LOUISIANA SUPERDOME	L	20-24	56,250
9/25	at Detroit Lions	Silverdome	L	19-23	51,548
10/2	at Chicago Bears	Soldier Field	W	42-24	51,488
10/9	SAN DIEGO CHARGERS	LOUISIANA SUPERDOME	L	0-14	53,942
10/16	at L.A. Rams	L.A. Memorial Coliseum	L	7-14	46,045
10/23	at St. Louis Cardinals	Busch Stadium	L	31-49	48,417
10/30	L.A. RAMS	LOUISIANA SUPERDOME	W	27-26	59,023
11/6	at Philadelphia Eagles	Veterans Stadium	L	7-28	53,482
11/13	SAN FRANCISCO 49ERS	LOUISIANA SUPERDOME	L	7-10	OT 41,564
11/20	ATLANTA FALCONS	LOUISIANA SUPERDOME	W	21-20	43,135
11/27	at San Francisco 49ers	Candlestick Park	L	17-20	33,702
12/4	NEW YORK JETS	LOUISIANA SUPERDOME	L	13-16	40,464
12/11	TAMPA BAY BUCCANEERS	LOUISIANA SUPERDOME	L	14-33	40,124
12/18	at Atlanta Falcons	Atlanta-Fulton County Stadium	L	7-35	36,895
				232-336	656,079

1978: 7-9 (3rd-NFC West)					
Head Coach: Dick Nolan					
9/3	MINNESOTA VIKINGS	LOUISIANA SUPERDOME	W	31-24	54,187
9/10	at Green Bay Packers (Milw.)	Milwaukee County Stadium	L	17-28	54,336
9/17	PHILADELPHIA EAGLES	LOUISIANA SUPERDOME	L	17-24	49,242
9/24	at Cincinnati Bengals	Riverfront Stadium	W	20-18	40,455
10/1	L.A. RAMS	LOUISIANA SUPERDOME	L	20-26	61,659
10/8	CLEVELAND BROWNS	LOUISIANA SUPERDOME	L	16-24	50,158
10/15	at San Francisco 49ers	Candlestick Park	W	14-7	37,671
10/22	at L.A. Rams	L.A. Memorial Coliseum	W	10-3	47,574
10/29	N.Y. GIANTS	LOUISIANA SUPERDOME	W	28-17	58,807
11/5	at Pittsburgh Steelers	Three Rivers Stadium	L	14-20	48,526
11/12	ATLANTA FALCONS	LOUISIANA SUPERDOME	L	17-20	70,323
11/19	at Dallas Cowboys	Texas Stadium	L	7-27	57,920
11/26	at Atlanta Falcons	Atlanta-Fulton County Stadium	L	17-20	55,521
12/3	SAN FRANCISCO 49ERS	LOUISIANA SUPERDOME	W	24-13	50,068
12/10	HOUSTON OILERS	LOUISIANA SUPERDOME	L	12-17	63,169
12/17	at Tampa Bay Buccaneers	Tampa Stadium	W	17-10	51,207
				281-298	850,823



ALL-TIME RESULTS (1979-81)

1979: 8-8 (2nd-NFC West)					
Head Coach: Dick Nolan					
9/2	ATLANTA FALCONS	LOUISIANA SUPERDOME	L	34-40	OT 70,940
9/9	at Green Bay Packers (Milw.)	Milwaukee County Stadium	L	19-28	53,184
9/16	PHILADELPHIA EAGLES	LOUISIANA SUPERDOME	L	14-26	54,212
9/23	at San Francisco 49ers	Candlestick Park	W	30-21	39,727
9/30	N.Y. GIANTS	LOUISIANA SUPERDOME	W	24-14	51,543
10/7	L.A. RAMS	LOUISIANA SUPERDOME	L	17-35	68,986
10/14	at Tampa Bay Buccaneers	Tampa Stadium	W	42-14	67,640
10/21	DETROIT LIONS	LOUISIANA SUPERDOME	W	17-7	57,428
10/28	at Washington Redskins	R.F.K. Stadium	W	14-10	52,133
11/4	at Denver Broncos	Mile High Stadium	L	3-10	74,482
11/11	SAN FRANCISCO 49ERS	LOUISIANA SUPERDOME	W	31-20	65,551
11/18	at Seattle Seahawks	Kingdome	L	24-38	60,055
11/25	at Atlanta Falcons	Atlanta-Fulton County Stadium	W	37-6	42,815
12/3	OAKLAND RAIDERS - MN	LOUISIANA SUPERDOME	L	35-42	65,541
12/9	SAN DIEGO CHARGERS	LOUISIANA SUPERDOME	L	0-35	61,059
12/16	at L.A. Rams	L.A. Memorial Coliseum	W	29-14	53,879
				370-360	939,175

1980: 1-15 (4th-NFC West)					
Head Coaches: Dick Nolan (12 games, 0-12) & Dick Stanfel (4 games, 1-3)					
9/7	SAN FRANCISCO 49ERS	LOUISIANA SUPERDOME	L	23-26	58,621
9/14	at Chicago Bears	Soldier Field	L	3-22	62,523
9/21	BUFFALO BILLS	LOUISIANA SUPERDOME	L	26-35	51,154
9/28	at Miami Dolphins	Orange Bowl	L	16-21	40,946
10/5	ST. LOUIS CARDINALS	LOUISIANA SUPERDOME	L	7-40	45,388
10/12	at Detroit Lions	Silverdome	L	13-24	78,147
10/19	ATLANTA FALCONS	LOUISIANA SUPERDOME	L	14-41	62,651
10/26	at Washington Redskins	R.F.K. Stadium	L	14-22	51,375
11/2	at L.A. Rams	Anaheim Stadium	L	31-45	59,909
11/9	PHILADELPHIA EAGLES	LOUISIANA SUPERDOME	L	21-34	44,340
11/16	at Atlanta Falcons	Atlanta-Fulton County Stadium	L	13-31	53,871
11/24	L.A. RAMS - MN	LOUISIANA SUPERDOME	L	7-27	53,488
11/30	MINNESOTA VIKINGS	LOUISIANA SUPERDOME	L	20-23	30,936
12/7	at San Francisco 49ers	Candlestick Park	L	35-38	OT 37,949
12/14	at N.Y. Jets	Shea Stadium	W	21-20	38,077
12/21	NEW ENGLAND PATRIOTS	LOUISIANA SUPERDOME	L	27-38	38,277
				291-487	807,652

1981: 4-12 (4th-NFC West)					
Head Coach: Bum Phillips					
9/6	at Atlanta Falcons	Atlanta-Fulton County Stadium	L	0-27	57,406
9/13	L.A. RAMS	LOUISIANA SUPERDOME	W	23-17	62,063
9/20	at N.Y. Giants	Giants Stadium	L	7-20	69,814
9/27	at San Francisco 49ers	Candlestick Park	L	14-21	44,433
10/4	PITTSBURGH STEELERS	LOUISIANA SUPERDOME	L	6-20	64,578
10/11	PHILADELPHIA EAGLES	LOUISIANA SUPERDOME	L	14-31	52,728
10/18	at Cleveland Browns	Municipal Stadium	L	17-20	76,059
10/25	CINCINNATI BENGALS	LOUISIANA SUPERDOME	W	17-7	46,336
11/1	ATLANTA FALCONS	LOUISIANA SUPERDOME	L	10-41	63,637
11/8	at L.A. Rams	Anaheim Stadium	W	21-13	61,068
11/15	at Minnesota Vikings	Metropolitan Stadium	L	10-20	45,215
11/22	at Houston Oilers	Astrodome	W	27-24	49,581
11/29	TAMPA BAY BUCCANEERS	LOUISIANA SUPERDOME	L	14-31	62,209
12/6	at St. Louis Cardinals	Busch Stadium	L	3-30	46,923
12/13	GREEN BAY PACKERS	LOUISIANA SUPERDOME	L	7-35	45,518
12/20	SAN FRANCISCO 49ERS	LOUISIANA SUPERDOME	L	17-21	43,639
				207-378	891,207



ALL-TIME RESULTS (1982-84)

1982: 4-5 (2nd-NFC West; unofficial due to strike)					
Head Coach: Bum Phillips					
9/12	ST. LOUIS CARDINALS	LOUISIANA SUPERDOME	L	7-21	58,673
9/19	at Chicago Bears	Soldier Field	W	10-0	56,600
11/21	KANSAS CITY CHIEFS	LOUISIANA SUPERDOME	W	27-17	39,341
11/28	at San Francisco 49ers	Candlestick Park	W	23-20	51,611
12/5	TAMPA BAY BUCCANEERS	LOUISIANA SUPERDOME	L	10-13	61,709
12/12	at Atlanta Falcons	Atlanta-Fulton County Stadium	L	0-35	39,535
12/19	at Dallas Cowboys	Texas Stadium	L	7-21	64,506
12/26	WASHINGTON REDSKINS	LOUISIANA SUPERDOME	L	10-27	48,667
1/2	ATLANTA FALCONS	LOUISIANA SUPERDOME	W	35-6	47,336
				129-160	467,978

1983: 8-8 (3rd-NFC West)					
Head Coach: Bum Phillips					
9/4	ST. LOUIS CARDINALS	LOUISIANA SUPERDOME	W	28-17	60,430
9/11	at L.A. Rams	Anaheim Stadium	L	27-30	45,572
9/18	CHICAGO BEARS	LOUISIANA SUPERDOME	W	34-31	OT 64,692
9/25	at Dallas Cowboys	Texas Stadium	L	20-21	62,136
10/2	MIAMI DOLPHINS	LOUISIANA SUPERDOME	W	17-7	66,489
10/9	at Atlanta Falcons	Atlanta-Fulton County Stadium	W	19-17	51,654
10/16	SAN FRANCISCO 49ERS	LOUISIANA SUPERDOME	L	13-32	68,154
10/23	at Tampa Bay Buccaneers	Tampa Stadium	W	24-21	48,242
10/30	at Buffalo Bills	Rich Stadium	L	21-27	49,413
11/6	ATLANTA FALCONS	LOUISIANA SUPERDOME	W	27-10	67,062
11/13	at San Francisco 49ers	Candlestick Park	L	0-27	40,022
11/21	N.Y. JETS - MN	LOUISIANA SUPERDOME	L	28-31	68,606
11/27	MINNESOTA VIKINGS	LOUISIANA SUPERDOME	W	17-16	59,502
12/4	at New England Patriots	Sullivan Stadium	L	0-7	24,579
12/11	at Philadelphia Eagles	Veterans Stadium	W	20-17	OT 45,182
12/18	L.A. RAMS	LOUISIANA SUPERDOME	L	24-26	70,148
				319-337	891,883

1984: 7-9 (3rd-NFC West)					
Head Coach: Bum Phillips					
9/2	ATLANTA FALCONS	LOUISIANA SUPERDOME	L	28-36	66,652
9/9	TAMPA BAY BUCCANEERS	LOUISIANA SUPERDOME	W	17-13	54,686
9/16	at San Francisco 49ers	Candlestick Park	L	20-30	57,611
9/23	ST. LOUIS CARDINALS	LOUISIANA SUPERDOME	W	34-24	58,723
9/30	at Houston Oilers	Astrodome	W	27-10	43,108
10/7	at Chicago Bears	Soldier Field	L	7-20	53,752
10/14	L.A. RAMS	LOUISIANA SUPERDOME	L	10-28	63,161
10/21	at Dallas Cowboys - SN	Texas Stadium	L	27-30	OT 50,966
10/28	at Cleveland Browns	Municipal Stadium	W	16-14	52,849
11/4	GREEN BAY PACKERS	LOUISIANA SUPERDOME	L	13-23	57,426
11/11	at Atlanta Falcons	Atlanta-Fulton County Stadium	W	17-13	40,590
11/19	PITTSBURGH STEELERS - MN	LOUISIANA SUPERDOME	W	27-24	66,005
11/25	SAN FRANCISCO 49ERS	LOUISIANA SUPERDOME	L	3-35	65,117
12/2	at L.A. Rams	Anaheim Stadium	L	21-34	49,348
12/9	CINCINNATI BENGALS	LOUISIANA SUPERDOME	L	21-24	40,855
12/15	at N.Y. Giants	Giants Stadium	W	10-3	63,739
				298-361	884,588



ALL-TIME RESULTS (1985-87)

1985: 5-11 (3rd-NFC West)					
Head Coaches: Bum Phillips (12 games, 4-8) & Wade Phillips (4 games, 1-3)					
9/8	KANSAS CITY CHIEFS	LOUISIANA SUPERDOME	L	27-47	57,760
9/15	at Denver Broncos	Mile High Stadium	L	23-34	74,488
9/22	TAMPA BAY BUCCANEERS	LOUISIANA SUPERDOME	W	20-13	45,320
9/29	at San Francisco 49ers	Candlestick Park	W	20-17	58,053
10/6	PHILADELPHIA EAGLES	LOUISIANA SUPERDOME	W	23-21	56,364
10/13	at L.A. Raiders	L.A. Memorial Coliseum	L	13-23	48,152
10/20	at Atlanta Falcons	Atlanta-Fulton County Stadium	L	24-31	44,784
10/27	N.Y. GIANTS	LOUISIANA SUPERDOME	L	13-21	54,082
11/3	at L.A. Rams	Anaheim Stadium	L	10-28	49,030
11/10	SEATTLE SEAHAWKS	LOUISIANA SUPERDOME	L	3-27	47,365
11/17	at Green Bay Packers (Milw.)	Milwaukee County Stadium	L	14-38	52,104
11/24	at Minnesota Vikings	Metrodome	W	30-23	54,117
12/1	L.A. RAMS	LOUISIANA SUPERDOME	W	29-3	44,122
12/8	at St. Louis Cardinals	Busch Stadium	L	16-28	29,527
12/15	SAN FRANCISCO 49ERS	LOUISIANA SUPERDOME	L	19-31	46,065
12/22	ATLANTA FALCONS	LOUISIANA SUPERDOME	L	10-16	37,717
				294-401	799,410

1986: 7-9 (4th-NFC West)					
Head Coach: Jim Mora					
9/7	ATLANTA FALCONS	LOUISIANA SUPERDOME	L	10-31	67,950
9/14	GREEN BAY PACKERS	LOUISIANA SUPERDOME	W	24-10	46,383
9/21	at San Francisco 49ers	Candlestick Park	L	17-26	58,297
9/28	at N.Y. Giants	Giants Stadium	L	17-20	72,769
10/5	WASHINGTON REDSKINS	LOUISIANA SUPERDOME	L	6-14	57,378
10/12	at Indianapolis Colts	Hoosier Dome	W	17-14	53,512
10/19	TAMPA BAY BUCCANEERS	LOUISIANA SUPERDOME	W	38-7	43,355
10/26	at N.Y. Jets	Giants Stadium	L	23-28	44,246
11/2	SAN FRANCISCO 49ERS	LOUISIANA SUPERDOME	W	23-10	53,234
11/9	L.A. RAMS	LOUISIANA SUPERDOME	W	6-0	62,352
11/16	at St. Louis Cardinals	Busch Stadium	W	16-7	32,069
11/23	at L.A. Rams	Anaheim Stadium	L	13-26	58,600
11/30	NEW ENGLAND PATRIOTS	LOUISIANA SUPERDOME	L	20-21	58,259
12/7	MIAMI DOLPHINS	LOUISIANA SUPERDOME	L	27-31	64,761
12/14	at Atlanta Falcons	Atlanta-Fulton County Stadium	W	14-9	39,994
12/21	at Minnesota Vikings	Metrodome	L	17-33	51,209
				288-287	864,368

1987: 12-3 (2nd-NFC West)					
Head Coach: Jim Mora					
9/13	CLEVELAND BROWNS	LOUISIANA SUPERDOME	W	28-21	59,900
9/20	at Philadelphia Eagles	Veterans Stadium	L	17-27	57,485
10/4	L.A. RAMS	LOUISIANA SUPERDOME	W	37-10	29,745
10/11	at St. Louis Cardinals	Busch Stadium	L	19-24	11,795
10/18	at Chicago Bears	Soldier Field	W	19-17	46,813
10/25	SAN FRANCISCO 49ERS	LOUISIANA SUPERDOME	L	22-24	60,497
11/1	at Atlanta Falcons	Atlanta-Fulton County Stadium	W	38-0	42,196
11/8	at L.A. Rams	Anaheim Stadium	W	31-14	43,379
11/15	at San Francisco 49ers	Candlestick Park	W	26-24	60,436
11/22	N.Y. GIANTS	LOUISIANA SUPERDOME	W	23-14	67,639
11/29	at Pittsburgh Steelers	Three Rivers Stadium	W	20-16	47,896
12/6	TAMPA BAY BUCCANEERS	LOUISIANA SUPERDOME	W	44-34	66,471
12/13	HOUSTON OILERS	LOUISIANA SUPERDOME	W	24-10	68,257
12/20	at Cincinnati Bengals	Riverfront Stadium	W	41-24	43,424
12/27	GREEN BAY PACKERS	LOUISIANA SUPERDOME	W	33-24	68,364
				422-283	774,297

NFC Wild Card Playoff					
1/3	MINNESOTA VIKINGS	LOUISIANA SUPERDOME	L	10-44	68,127



ALL-TIME RESULTS (1988-90)

1988: 10-6 (3rd-NFC West)					
Head Coach: Jim Mora					
9/4	SAN FRANCISCO 49ERS	LOUISIANA SUPERDOME	L	33-34	66,357
9/11	at Atlanta Falcons	Atlanta-Fulton County Stadium	W	29-21	48,901
9/18	at Detroit Lions	Silverdome	W	22-14	32,943
9/25	TAMPA BAY BUCCANEERS	LOUISIANA SUPERDOME	W	13-9	66,671
10/3	DALLAS COWBOYS - MN	LOUISIANA SUPERDOME	W	20-17	68,474
10/9	at San Diego Chargers	Jack Murphy Stadium	W	23-17	42,693
10/16	at Seattle Seahawks	Kingdome	W	20-19	63,569
10/23	L.A. RAIDERS	LOUISIANA SUPERDOME	W	20-6	66,249
10/30	L.A. RAMS	LOUISIANA SUPERDOME	L	10-12	68,238
11/6	at Washington Redskins	R.F.K. Stadium	L	24-27	54,183
11/13	at L.A. Rams	Anaheim Stadium	W	14-10	63,305
11/20	DENVER BRONCOS	LOUISIANA SUPERDOME	W	42-0	68,075
11/27	N.Y. GIANTS - SN	LOUISIANA SUPERDOME	L	12-13	66,526
12/4	at Minnesota Vikings	Metrodome	L	3-45	61,215
12/11	at San Francisco 49ers	Candlestick Park	L	17-30	62,977
12/18	ATLANTA FALCONS	LOUISIANA SUPERDOME	W	10-9	60,566
				312-283	960,942

1989: 9-7 (3rd-NFC West)					
Head Coach: Jim Mora					
9/10	DALLAS COWBOYS	LOUISIANA SUPERDOME	W	28-0	66,977
9/17	at Green Bay Packers	Lambeau Field	L	34-35	55,809
9/24	at Tampa Bay Buccaneers	Tampa Stadium	L	10-20	44,053
10/1	WASHINGTON REDSKINS	LOUISIANA SUPERDOME	L	14-16	64,358
10/8	SAN FRANCISCO 49ERS	LOUISIANA SUPERDOME	L	20-24	60,488
10/15	N.Y. JETS	LOUISIANA SUPERDOME	W	29-14	59,521
10/22	at L.A. Rams	Anaheim Stadium	W	40-21	57,567
10/29	ATLANTA FALCONS	LOUISIANA SUPERDOME	W	20-13	65,153
11/6	at San Francisco 49ers - MN	Candlestick Park	L	13-31	60,667
11/12	at New England Patriots	Sullivan Stadium	W	28-24	47,680
11/19	at Atlanta Falcons	Atlanta-Fulton County Stadium	W	26-17	53,173
11/26	L.A. RAMS - SN	LOUISIANA SUPERDOME	L	17-20	64,274
12/3	at Detroit Lions	Silverdome	L	14-21	38,550
12/10	at Buffalo Bills	Rich Stadium	W	22-19	70,037
12/18	PHILADELPHIA EAGLES - MN	LOUISIANA SUPERDOME	W	30-20	59,218
12/24	INDIANAPOLIS COLTS	LOUISIANA SUPERDOME	W	41-6	49,009
				386-301	916,534

1990: 8-8 (2nd-NFC West)					
Head Coach: Jim Mora					
9/10	SAN FRANCISCO 49ERS - MN	LOUISIANA SUPERDOME	L	12-13	68,629
9/16	at Minnesota Vikings	Metrodome	L	3-32	56,272
9/23	PHOENIX CARDINALS	LOUISIANA SUPERDOME	W	28-7	61,110
10/7	at Atlanta Falcons	Atlanta-Fulton County Stadium	L	27-28	57,401
10/14	CLEVELAND BROWNS	LOUISIANA SUPERDOME	W	25-20	68,608
10/21	at Houston Oilers	Astrodome	L	10-23	57,908
10/28	DETROIT LIONS	LOUISIANA SUPERDOME	L	10-27	64,368
11/4	at Cincinnati Bengals	Riverfront Stadium	W	21-7	60,067
11/11	TAMPA BAY BUCCANEERS	LOUISIANA SUPERDOME	W	35-7	67,865
11/18	at Washington Redskins	R.F.K. Stadium	L	17-31	52,573
11/25	ATLANTA FALCONS	LOUISIANA SUPERDOME	W	10-7	68,629
12/2	at Dallas Cowboys	Texas Stadium	L	13-17	60,087
12/9	at L.A. Rams	Anaheim Stadium	W	24-20	56,864
12/16	PITTSBURGH STEELERS	LOUISIANA SUPERDOME	L	6-9	68,582
12/23	at San Francisco 49ers	Candlestick Park	W	13-10	60,112
12/31	L.A. RAMS - MN	LOUISIANA SUPERDOME	W	20-17	68,647
				274-275	997,722

NFC Wild Card Playoff					
1/6	at Chicago Bears	Soldier Field	L	6-16	60,767



ALL-TIME RESULTS (1991-93)

1991: 11-5 (1st-NFC West)					
Head Coach: Jim Mora					
9/1	SEATTLE SEAHAWKS	LOUISIANA SUPERDOME	W	27-24	68,492
9/8	at Kansas City Chiefs	Arrowhead Stadium	W	17-10	74,816
9/15	L.A. RAMS - SN	LOUISIANA SUPERDOME	W	24-7	68,583
9/22	MINNESOTA VIKINGS	LOUISIANA SUPERDOME	W	26-0	68,591
9/29	at Atlanta Falcons	Atlanta-Fulton County Stadium	W	27-6	56,556
10/13	at Philadelphia Eagles	Veterans Stadium	W	13-6	64,224
10/20	TAMPA BAY BUCCANEERS	LOUISIANA SUPERDOME	W	23-7	68,591
10/27	CHICAGO BEARS	LOUISIANA SUPERDOME	L	17-20	68,591
11/3	at L.A. Rams	Anaheim Stadium	W	24-17	58,713
11/10	SAN FRANCISCO 49ERS	LOUISIANA SUPERDOME	W	10-3	68,591
11/17	at San Diego Chargers	Jack Murphy Stadium	L	21-24	48,420
11/24	ATLANTA FALCONS - SN	LOUISIANA SUPERDOME	L	20-23 OT	68,591
12/1	at San Francisco 49ers	Candlestick Park	L	24-38	62,092
12/8	at Dallas Cowboys	Texas Stadium	L	14-23	64,530
12/16	L.A. RAIDERS - MN	LOUISIANA SUPERDOME	W	27-0	68,625
12/22	at Phoenix Cardinals	Sun Devil Stadium	W	27-3	30,928
				341-211	1,008,934
NFC Wild Card Playoff					
12/28	ATLANTA FALCONS	LOUISIANA SUPERDOME	L	20-27	68,794
1992: 12-4 (2nd-NFC West)					
Head Coach: Jim Mora					
9/6	at Philadelphia Eagles	Veterans Stadium	L	13-15	63,513
9/13	CHICAGO BEARS	LOUISIANA SUPERDOME	W	28-6	68,591
9/20	at Atlanta Falcons	Georgia Dome	W	10-7	67,328
9/27	SAN FRANCISCO 49ERS - SN	LOUISIANA SUPERDOME	L	10-16	68,591
10/4	at Detroit Lions	Silverdome	W	13-7	66,971
10/11	L.A. RAMS - SN	LOUISIANA SUPERDOME	W	13-10	68,591
10/18	at Phoenix Cardinals	Sun Devil Stadium	W	30-21	27,735
11/1	TAMPA BAY BUCCANEERS	LOUISIANA SUPERDOME	W	23-21	68,591
11/8	at New England Patriots	Foxboro Stadium	W	31-14	45,413
11/15	at San Francisco 49ers	Candlestick Park	L	20-21	64,895
11/23	WASHINGTON REDSKINS - MN	LOUISIANA SUPERDOME	W	20-3	68,591
11/29	MIAMI DOLPHINS	LOUISIANA SUPERDOME	W	24-13	68,591
12/3	ATLANTA FALCONS - TN	LOUISIANA SUPERDOME	W	22-14	68,591
12/13	at L.A. Rams	Anaheim Stadium	W	37-14	47,355
12/20	BUFFALO BILLS	LOUISIANA SUPERDOME	L	16-20	68,591
12/26	at N.Y. Jets - SAT	Giants Stadium	W	20-0	45,614
				330-202	977,552
NFC Wild Card Playoff					
1/3	PHILADELPHIA EAGLES	LOUISIANA SUPERDOME	L	20-36	68,893
1993: 8-8 (2nd-NFC West)					
Head Coach: Jim Mora					
9/5	HOUSTON OILERS - SN	LOUISIANA SUPERDOME	W	33-21	69,029
9/12	at Atlanta Falcons	Georgia Dome	W	34-31	64,287
9/19	DETROIT LIONS	LOUISIANA SUPERDOME	W	14-3	69,039
9/26	SAN FRANCISCO 49ERS	LOUISIANA SUPERDOME	W	16-13	69,041
10/3	at L.A. Rams	Anaheim Stadium	W	37-6	50,709
10/17	at Pittsburgh Steelers	Three Rivers Stadium	L	14-37	56,056
10/24	ATLANTA FALCONS	LOUISIANA SUPERDOME	L	15-26	69,043
10/31	at Phoenix Cardinals	Sun Devil Stadium	W	20-17	36,778
11/14	GREEN BAY PACKERS	LOUISIANA SUPERDOME	L	17-19	69,043
11/22	at San Francisco 49ers - MN	Candlestick Park	L	7-42	66,500
11/28	at Minnesota Vikings	Metrodome	W	17-14	53,030
12/5	at Cleveland Browns	Municipal Stadium	L	13-17	60,388
12/12	L.A. RAMS	LOUISIANA SUPERDOME	L	20-23	69,033
12/20	N.Y. GIANTS - MN	LOUISIANA SUPERDOME	L	14-24	69,036
12/26	at Philadelphia Eagles	Veterans Stadium	L	26-37	50,085
1/2	CINCINNATI BENGALS	LOUISIANA SUPERDOME	W	20-13	58,036
				317-343	979,133

ALL-TIME RESULTS (1994-96)



1994: 7-9 (2nd-NFC West)					
Head Coach: Jim Mora					
9/4	KANSAS CITY CHIEFS	LOUISIANA SUPERDOME	L	17-30	69,362
9/11	WASHINGTON REDSKINS	LOUISIANA SUPERDOME	L	24-38	58,049
9/18	at Tampa Bay Buccaneers	Tampa Stadium	W	9-7	45,522
9/25	at San Francisco 49ers	Candlestick Park	L	13-24	63,971
10/2	N.Y. GIANTS	LOUISIANA SUPERDOME	W	27-22	55,076
10/9	at Chicago Bears	Soldier Field	L	7-17	63,822
10/16	SAN DIEGO CHARGERS	LOUISIANA SUPERDOME	L	22-36	50,565
10/23	L.A. RAMS	LOUISIANA SUPERDOME	W	37-34	47,908
11/6	at Minnesota Vikings	Metrodome	L	20-21	57,564
11/13	ATLANTA FALCONS	LOUISIANA SUPERDOME	W	33-32	60,313
11/20	at L.A. Raiders	L.A. Memorial Coliseum	L	19-24	41,722
11/28	SAN FRANCISCO 49ERS - MN	LOUISIANA SUPERDOME	L	14-35	61,304
12/4	at L.A. Rams	Anaheim Stadium	W	31-15	34,960
12/11	at Atlanta Falcons - SN	Georgia Dome	W	29-20	61,307
12/19	DALLAS COWBOYS - MN	LOUISIANA SUPERDOME	L	16-24	67,323
12/24	at Denver Broncos - SAT	Mile High Stadium	W	30-28	64,445
				348-407	903,213
1995: 7-9 (5th-NFC West)					
Head Coach: Jim Mora					
9/3	SAN FRANCISCO 49ERS	LOUISIANA SUPERDOME	L	22-24	66,627
9/10	at St. Louis Rams	Busch Stadium	L	13-17	59,335
9/17	ATLANTA FALCONS	LOUISIANA SUPERDOME	L	24-27 OT	57,442
9/24	at N.Y. Giants	Giants Stadium	L	29-45	72,619
10/1	PHILADELPHIA EAGLES	LOUISIANA SUPERDOME	L	10-15	43,938
10/15	MIAMI DOLPHINS	LOUISIANA SUPERDOME	W	33-30	55,628
10/22	at Carolina Panthers	Clemson Memorial Stadium	L	3-20	55,484
10/29	at San Francisco 49ers	3Com Park	W	11-7	65,272
11/5	ST. LOUIS RAMS	LOUISIANA SUPERDOME	W	19-10	43,120
11/12	INDIANAPOLIS COLTS	LOUISIANA SUPERDOME	W	17-14	44,122
11/19	at Minnesota Vikings	Metrodome	L	24-43	58,108
11/26	CAROLINA PANTHERS - SN	LOUISIANA SUPERDOME	W	34-26	39,580
12/3	at New England Patriots	Foxboro Stadium	W	31-17	59,876
12/10	at Atlanta Falcons	Georgia Dome	L	14-19	54,603
12/16	GREEN BAY PACKERS - SAT	LOUISIANA SUPERDOME	L	23-34	50,132
12/24	at N.Y. Jets	Giants Stadium	W	12-0	28,885
				319-348	854,771
1996: 3-13 (5th-NFC West)					
Head Coaches: Jim Mora (8 games, 2-6) & Rick Venturi (8 games, 1-7)					
9/1	at San Francisco 49ers	3Com Park	L	11-27	63,970
9/8	CAROLINA PANTHERS	LOUISIANA SUPERDOME	L	20-22	43,288
9/15	at Cincinnati Bengals	Riverfront Stadium	L	15-30	45,412
9/22	ARIZONA CARDINALS	LOUISIANA SUPERDOME	L	14-28	34,316
9/29	at Baltimore Ravens	Memorial Stadium	L	10-17	61,063
10/6	JACKSONVILLE JAGUARS	LOUISIANA SUPERDOME	W	17-13	34,231
10/13	CHICAGO BEARS	LOUISIANA SUPERDOME	W	27-24	43,512
10/20	at Carolina Panthers	Ericsson Stadium	L	7-19	70,888
11/3	SAN FRANCISCO 49ERS - SN	LOUISIANA SUPERDOME	L	17-24	53,297
11/10	HOUSTON OILERS	LOUISIANA SUPERDOME	L	14-31	34,121
11/17	at Atlanta Falcons	Georgia Dome	L	15-17	43,119
11/24	at Tampa Bay Buccaneers	Houlihan's Stadium	L	7-13	40,203
12/1	ST. LOUIS RAMS	LOUISIANA SUPERDOME	L	10-26	26,310
12/8	ATLANTA FALCONS	LOUISIANA SUPERDOME	L	15-31	32,923
12/15	at N.Y. Giants	Giants Stadium	W	17-3	52,530
12/21	at St. Louis Rams	Trans World Dome	L	13-14	57,681
				229-339	736,864



ALL-TIME RESULTS (1997-99)

1997: 6-10 (4th-NFC West)					
Head Coach: Mike Ditka					
8/31	at St. Louis Rams	Trans World Dome	L	24-38	64,575
9/7	SAN DIEGO CHARGERS	LOUISIANA SUPERDOME	L	6-20	65,760
9/14	at San Francisco 49ers	3Com Park	L	7-33	61,838
9/21	DETROIT LIONS	LOUISIANA SUPERDOME	W	35-17	50,016
9/28	at N.Y. Giants	Giants Stadium	L	9-14	68,891
10/5	at Chicago Bears - SN	Soldier Field	W	20-17	58,865
10/12	ATLANTA FALCONS	LOUISIANA SUPERDOME	L	17-23	65,619
10/19	CAROLINA PANTHERS	LOUISIANA SUPERDOME	L	0-13	50,963
10/26	SAN FRANCISCO 49ERS	LOUISIANA SUPERDOME	L	0-23	60,443
11/9	at Oakland Raiders	Oakland Coliseum	W	13-10	40,091
11/16	SEATTLE SEAHAWKS	LOUISIANA SUPERDOME	W	20-17	OT 50,493
11/23	at Atlanta Falcons	Georgia Dome	L	3-20	48,620
11/30	at Carolina Panthers	Ericsson Stadium	W	16-13	57,957
12/7	ST. LOUIS RAMS	LOUISIANA SUPERDOME	L	27-34	54,803
12/14	ARIZONA CARDINALS	LOUISIANA SUPERDOME	W	27-10	45,517
12/21	at Kansas City Chiefs	Arrowhead Stadium	L	13-25	66,772
				237-327	911,223

1998: 6-10 (3rd-NFC West)					
Head Coach: Mike Ditka					
9/6	at St. Louis Rams	Trans World Dome	W	24-17	56,943
9/13	CAROLINA PANTHERS	LOUISIANA SUPERDOME	W	19-14	51,915
9/27	at Indianapolis Colts	RCA Dome	W	19-13	OT 48,480
10/4	NEW ENGLAND PATRIOTS	LOUISIANA SUPERDOME	L	27-30	56,172
10/11	SAN FRANCISCO 49ERS	LOUISIANA SUPERDOME	L	0-31	62,811
10/18	at Atlanta Falcons	Georgia Dome	L	23-31	60,774
10/25	TAMPA BAY BUCCANEERS	LOUISIANA SUPERDOME	W	9-3	52,695
11/1	at Carolina Panthers	Ericsson Stadium	L	17-31	62,514
11/8	at Minnesota Vikings	Metrodome	L	24-31	63,779
11/15	ST. LOUIS RAMS	LOUISIANA SUPERDOME	W	24-3	46,430
11/22	at San Francisco 49ers - SN	3Com Park	L	20-31	68,429
11/29	at Miami Dolphins	Pro Player Stadium	L	10-30	73,216
12/6	DALLAS COWBOYS	LOUISIANA SUPERDOME	W	22-3	65,065
12/13	ATLANTA FALCONS	LOUISIANA SUPERDOME	L	17-27	61,678
12/20	at Arizona Cardinals	Sun Devil Stadium	L	17-19	51,617
12/27	BUFFALO BILLS	LOUISIANA SUPERDOME	L	33-45	39,707
				305-359	922,225

1999: 3-13 (5th-NFC West)					
Head Coach: Mike Ditka					
9/12	CAROLINA PANTHERS	LOUISIANA SUPERDOME	W	19-10	58,166
9/19	at San Francisco 49ers	3Com Park	L	21-28	67,685
10/3	at Chicago Bears	Soldier Field	L	10-14	66,944
10/10	ATLANTA FALCONS	LOUISIANA SUPERDOME	L	17-20	57,289
10/17	TENNESSEE TITANS	LOUISIANA SUPERDOME	L	21-24	51,875
10/24	at N.Y. Giants	Giants Stadium	L	3-31	77,982
10/31	CLEVELAND BROWNS	LOUISIANA SUPERDOME	L	16-21	48,817
11/7	TAMPA BAY BUCCANEERS	LOUISIANA SUPERDOME	L	16-31	47,129
11/14	SAN FRANCISCO 49ERS	LOUISIANA SUPERDOME	W	24-6	52,198
11/21	at Jacksonville Jaguars - SN	ALLTEL Stadium	L	23-41	69,772
11/28	at St. Louis Rams	Trans World Dome	L	12-43	65,864
12/5	at Atlanta Falcons	Georgia Dome	L	12-35	62,568
12/12	ST. LOUIS RAMS	LOUISIANA SUPERDOME	L	14-30	46,838
12/19	at Baltimore Ravens	PSINet Stadium	L	8-31	67,597
12/24	DALLAS COWBOYS - FR	LOUISIANA SUPERDOME	W	31-24	47,835
1/2	at Carolina Panthers	Ericsson Stadium	L	13-45	56,929
				260-434	945,488



ALL-TIME RESULTS (2000-01)

2000: 10-6 (1st-NFC West)					
Head Coach: Jim Haslett					
9/3	DETROIT LIONS	LOUISIANA SUPERDOME	L	10-14	64,900
9/10	at San Diego Chargers	Qualcomm Stadium	W	28-27	51,300
9/17	at Seattle Seahawks	Husky Stadium	L	10-20	59,513
9/24	PHILADELPHIA EAGLES	LOUISIANA SUPERDOME	L	7-21	64,900
10/8	at Chicago Bears	Soldier Field	W	31-10	66,944
10/15	CAROLINA PANTHERS	LOUISIANA SUPERDOME	W	24-6	50,015
10/22	at Atlanta Falcons	Georgia Dome	W	21-19	56,508
10/29	at Arizona Cardinals	Sun Devil Stadium	W	21-10	35,016
11/5	SAN FRANCISCO 49ERS	LOUISIANA SUPERDOME	W	31-15	64,900
11/12	at Carolina Panthers	Ericsson Stadium	W	20-10	72,981
11/19	OAKLAND RAIDERS	LOUISIANA SUPERDOME	L	22-31	64,900
11/26	at St. Louis Rams	Trans World Dome	W	31-24	66,064
12/3	DENVER BRONCOS	LOUISIANA SUPERDOME	L	23-38	64,900
12/10	at San Francisco 49ers	3Com Park	W	31-27	67,892
12/17	ATLANTA FALCONS	LOUISIANA SUPERDOME	W	23-7	64,900
12/24	ST. LOUIS RAMS	LOUISIANA SUPERDOME	L	21-26	64,900
				354-305	980,533
<i>NFC Wild Card Playoff</i>					
12/30	ST. LOUIS RAMS	LOUISIANA SUPERDOME	W	31-28	64,900
<i>NFC Divisional Playoff</i>					
1/6	at Minnesota Vikings	Metrodome	L	16-34	63,881

2001: 7-9 (3rd-NFC West)					
Head Coach: Jim Haslett					
9/9	at Buffalo Bills	Ralph Wilson Stadium	W	24-6	71,447
9/30	at N.Y. Giants	Giants Stadium	L	13-21	78,451
10/7	MINNESOTA VIKINGS	LOUISIANA SUPERDOME	W	28-15	70,020
10/14	at Carolina Panthers	Ericsson Stadium	W	27-25	72,049
10/21	ATLANTA FALCONS	LOUISIANA SUPERDOME	L	13-20	70,020
10/28	at St. Louis Rams	Dome at America's Center	W	34-31	66,189
11/4	N.Y. JETS - SN	LOUISIANA SUPERDOME	L	9-16	70,020
11/11	at San Francisco 49ers	3Com Park	L	27-28	68,083
11/18	INDIANAPOLIS COLTS	LOUISIANA SUPERDOME	W	34-20	70,020
11/25	at New England Patriots	Foxboro Stadium	L	17-34	60,292
12/2	CAROLINA PANTHERS	LOUISIANA SUPERDOME	W	27-23	70,020
12/9	at Atlanta Falcons	Georgia Dome	W	28-10	68,826
12/17	ST. LOUIS RAMS - MN	LOUISIANA SUPERDOME	L	21-34	70,332
12/23	at Tampa Bay Buccaneers	Raymond James Stadium	L	21-48	65,526
12/30	WASHINGTON REDSKINS - SN	LOUISIANA SUPERDOME	L	10-40	70,020
1/6	SAN FRANCISCO 49ERS	LOUISIANA SUPERDOME	L	0-38	70,020
				294-284	1,111,335

SAINTS IN OVERTIME GAMES (4-7)

Date	Score	Time*	Scoring Play
11/13/77	San Francisco 10, at New Orleans 7	6:33	Ray Wersching 33 FG
9/2/79	Atlanta 40, at New Orleans 34	8:22	James Mayberry 6 interception return
12/7/80	at San Francisco 38, New Orleans 35	7:40	Ray Wersching 36 FG
9/18/83	at New Orleans 34, Chicago 31	10:57	Morten Andersen 41 FG
12/11/83	New Orleans 20, at Philadelphia 17	5:30	Morten Andersen 50 FG
10/21/84	at Dallas 30, New Orleans 27	3:42	Rafael Septien 41 FG
11/26/89	L.A. Rams 20, at New Orleans 17	6:38	Mike Lansford 31 FG
11/24/91	Atlanta 23, at New Orleans 20	13:03	Norm Johnson 50 FG
9/17/95	Atlanta 27, at New Orleans 24	7:58	Morten Andersen 21 FG
11/16/97	at New Orleans 20, Seattle 17	0:17	Doug Brien 38 FG
9/27/98	New Orleans 19, at Indianapolis 13	6:10	Danny Wuerffel to Cameron Cleeland 33 TD pass

* - elapsed time



SAINTS VS. OPPONENTS

REGULAR SEASON

Opponent	W	L	T	Pct.	PF	PA	Home	Road	Longest Streaks		Current
									W	L	
Arizona*	11	12	0	.478	484	504	5-4	6-8	4	4	W1
Atlanta	27	38	0	.415	1191	1405	13-19	14-19	6	10	W1
Baltimore	0	2	0	.000	18	48	0-0	0-2	-	2	L2
Buffalo	3	4	0	.429	155	152	1-3	2-1	1	2	W1
Carolina	8	6	0	.571	246	277	5-2	3-4	4	3	W4
Chicago	9	10	0	.474	337	386	4-4	5-6	2	3	W1
Cincinnati	5	4	0	.556	161	170	2-2	3-2	3	2	L1
Cleveland%	3	10	0	.231	215	303	2-6	1-4	3	8	L2
Dallas	5	14	0	.263	295	397	5-5	0-9	2	6	W2
Denver	2	5	0	.286	144	174	1-2	1-3	2	4	L1
Detroit	8	7	1	.531	271	269	6-2	2-5-1	3	2	L1
Green Bay	4	13	0	.235	334	459	3-6	1-7	2	7	L3
Indianapolis&	5	3	0	.625	158	141	3-1	2-2	5	3	W5
Jacksonville	1	1	0	.500	40	54	1-0	0-1	1	1	L1
Kansas City	3	4	0	.429	145	166	1-3	2-1	2	2	L2
Miami	3	5	0	.375	137	174	3-2	0-3	2	3	L1
Minnesota	7	14	0	.333	331	532	5-4	2-10	2	6	W1
New England	3	7	0	.300	197	229	0-4	3-3	3	5	L2
N.Y. Giants	8	13	0	.381	362	454	5-3	3-10	2	3	L3
N.Y. Jets	4	5	0	.444	172	143	1-3	3-2	3	2	L1
Oakland#	3	5	1	.389	180	205	2-2-1	1-3	2	3	L1
Philadelphia	8	13	0	.381	372	466	6-6	2-7	3	5	L4
Pittsburgh	5	6	0	.455	171	218	3-4	2-2	3	3	L2
St. Louis+	28	36	0	.438	1268	1419	14-18	14-18	7	5	L1
San Diego	2	6	0	.250	114	190	0-4	2-2	1	3	W1
San Francisco	18	45	2	.285	1100	1600	9-23	9-22-2	4	8	L2
Seattle	4	3	0	.571	155	172	2-1	2-2	3	2	L1
Tampa Bay	13	7	0	.650	406	355	9-4	4-3	6	2	L2
Tennessee^	4	5	1	.450	207	204	2-4	2-1-1	3	2	L2
Washington	5	13	0	.278	300	400	3-7	2-6	2	6	L2
TOTALS	209	316	5	.399	9666	11666	116-148-1	93-168-4	7	10	

2002 opponents in bold

Current streak does not include postseason games

Ties computed as one-half win, one-half loss for percentage

Franchise histories since Saints entered NFL in 1967 ...

* - St. Louis Cardinals through 1987, Phoenix Cardinals 1988-93; % - franchise dormant 1996-98; & - Baltimore Colts through 1984; # - Oakland Raiders through 1981, Los Angeles Raiders 1982-94; + - Los Angeles Rams through 1994; ^ - Houston Oilers through 1996, Tennessee Oilers 1997-98

POSTSEASON

Opponent	W	L	T	Pct.	PF	PA	Home	Road	Longest Streaks		Current
									W	L	
Atlanta	0	1	0	.000	20	27	0-1	0-0	-	1	L1
Chicago	0	1	0	.000	6	16	0-0	0-1	-	1	L1
Minnesota	0	2	0	.000	26	78	0-1	0-1	-	2	L2
Philadelphia	0	1	0	.000	20	36	0-1	0-0	-	1	L1
St. Louis+	1	0	0	1.000	31	28	1-0	0-0	1	-	W1
TOTALS	1	5	0	.167	103	185	1-3	0-2	1	2	

SERIES RECORDS



REGULAR SEASON (Home games in bold)

Date	W/L	Score	Site	Attendance
Arizona Cardinals (11-12-0)				
12/3/67	L	20-31	Busch Stadium	41,171
9/29/68	L	20-21	Tulane Stadium	79,021
10/27/68	L	17-31	Busch Stadium	45,476
11/2/69	W	51-42	Busch Stadium	46,718
10/11/70	L	17-24	Busch Stadium	45,294
12/8/74	W	14-0	Tulane Stadium	57,152
10/23/77	L	31-49	Busch Stadium	48,417
10/5/80	L	7-40	Louisiana Superdome	45,388
12/6/81	L	3-30	Busch Stadium	46,923
9/12/82	L	7-21	Louisiana Superdome	58,673
9/4/83	W	28-17	Louisiana Superdome	60,430
9/23/84	W	34-24	Louisiana Superdome	58,723
12/8/85	L	16-28	Busch Stadium	29,527
11/16/86	W	16-7	Busch Stadium	32,069
10/11/87	L	19-24	Busch Stadium	11,795
9/23/90	W	28-7	Louisiana Superdome	61,110
12/22/91	W	27-3	Sun Devil Stadium	30,928
10/18/92	W	30-21	Sun Devil Stadium	27,735
10/31/93	W	20-17	Sun Devil Stadium	36,778
9/22/96	L	14-28	Louisiana Superdome	34,316
12/14/97	W	27-10	Louisiana Superdome	45,517
12/29/98	L	17-19	Sun Devil Stadium	51,617
10/29/00	W	21-10	Sun Devil Stadium	35,016

Atlanta Falcons (27-38-0)				
11/26/67	W	27-24	Tulane Stadium	83,437
12/7/69	L	17-45	Atlanta-Fulton Co. Std.	51,021
9/20/70	L	3-14	Tulane Stadium	77,042
10/25/70	L	14-32	Atlanta-Fulton Co. Std.	58,850
10/24/71	L	6-28	Atlanta-Fulton Co. Std.	58,850
12/19/71	L	20-24	Tulane Stadium	75,954
10-15/72	L	14-21	Tulane Stadium	66,294
11/12/72	L	20-36	Atlanta-Fulton Co. Std.	58,850
9/16/73	L	7-62	Tulane Stadium	66,428
12/16/73	L	10-14	Atlanta-Fulton Co. Std.	34,147
9/29/74	W	14-13	Tulane Stadium	62,273
10/20/74	W	13-3	Atlanta-Fulton Co. Std.	47,217
10/5/75	L	7-14	Atlanta-Fulton Co. Std.	29,444
11/2/75	W	23-7	Louisiana Superdome	49,342
10/10/76	W	30-0	Louisiana Superdome	51,521
10/31/76	L	20-23	Atlanta-Fulton Co. Std.	34,127
11/20/77	W	21-20	Louisiana Superdome	43,135
12/18/77	L	7-35	Atlanta-Fulton Co. Std.	36,895
11/12/78	L	17-20	Louisiana Superdome	70,323
11/26/78	L	17-20	Atlanta-Fulton Co. Std.	55,121
9/27/79	L	34-40	ot Louisiana Superdome	70,940
11/25/79	W	37-6	Atlanta-Fulton Co. Std.	42,815
10/19/80	L	14-41	Louisiana Superdome	62,651
11/16/80	L	13-31	Atlanta-Fulton Co. Std.	53,871
9/8/81	L	0-27	Atlanta-Fulton Co. Std.	57,406
11/1/81	L	10-41	Louisiana Superdome	63,637
12/12/82	L	0-35	Atlanta-Fulton Co. Std.	39,535
12/6/83	W	35-6	Louisiana Superdome	47,336
10/9/83	W	19-17	Atlanta-Fulton Co. Std.	51,654
11/6/83	W	27-10	Louisiana Superdome	67,062
9/2/84	L	28-36	Louisiana Superdome	66,652
11/11/84	W	17-13	Atlanta-Fulton Co. Std.	40,590
10/20/85	L	24-31	Atlanta-Fulton Co. Std.	44,784
12/22/85	L	10-16	Louisiana Superdome	37,717
9/7/86	L	10-31	Louisiana Superdome	67,950
12/14/86	W	14-9	Atlanta-Fulton Co. Std.	39,994
11/1/87	W	38-0	Atlanta-Fulton Co. Std.	42,196
9/11/88	W	29-21	Atlanta-Fulton Co. Std.	48,901
12/18/88	W	10-9	Louisiana Superdome	60,566
10/29/89	W	20-13	Louisiana Superdome	65,153
11/19/89	W	26-17	Atlanta-Fulton Co. Std.	53,173
10/7/90	L	27-28	Atlanta-Fulton Co. Std.	57,401
11/25/90	W	10-7	Louisiana Superdome	68,629
9/29/91	W	27-6	Atlanta-Fulton Co. Std.	56,556
11/24/91	L	20-23	ot Louisiana Superdome	68,591
10/29/92	W	10-7	Georgia Dome	67,328
12/3/92	W	22-14	Louisiana Superdome	68,591
9/12/93	W	34-31	Georgia Dome	64,287
10/24/93	L	15-26	Louisiana Superdome	69,043
11/13/94	W	33-32	Louisiana Superdome	60,313

Date	W/L	Score	Site	Attendance
12/11/94	W	29-20	Georgia Dome	61,307
9/17/95	L	24-27	ot Louisiana Superdome	57,442
12/10/95	L	14-19	Georgia Dome	54,603
11/17/96	L	15-17	Georgia Dome	43,119
12/8/96	L	15-31	Louisiana Superdome	32,923
10/12/97	L	17-23	Louisiana Superdome	65,619
11/23/97	L	3-20	Georgia Dome	48,620
10/18/98	L	23-31	Georgia Dome	60,774
12/13/98	L	17-27	Louisiana Superdome	61,678
10/10/99	L	17-20	Louisiana Superdome	57,289
12/5/99	L	12-35	Georgia Dome	62,568
10/22/00	W	21-19	Georgia Dome	56,508
12/17/00	W	23-7	Louisiana Superdome	64,900
10/21/01	L	13-20	Louisiana Superdome	70,020
12/9/01	W	28-10	Georgia Dome	68,826

Baltimore Ravens (0-2-0)				
9/29/96	L	10-17	Memorial Stadium	61,063
12/19/99	L	8-31	PSINet Stadium	67,597

Buffalo Bills (3-4-0)				
11/4/73	W	13-0	Tulane Stadium	74,770
9/21/80	L	26-35	Louisiana Superdome	51,154
10/30/83	L	21-27	Rich Stadium	49,413
12/10/89	W	22-19	Rich Stadium	70,037
12/20/92	L	16-20	Louisiana Superdome	68,591
12/27/98	L	33-45	Louisiana Superdome	39,707
9/9/01	W	24-6	Ralph Wilson Stadium	71,447

Carolina Panthers (8-6-0)				
10/22/95	L	3-20	Clemson Memorial Std.	55,484
11/26/95	W	34-26	Louisiana Superdome	39,580
9/8/96	L	20-22	Louisiana Superdome	43,288
10/20/96	L	7-19	Ericsson Stadium	70,888
10/19/97	L	0-13	Louisiana Superdome	50,963
11/30/97	W	16-13	Ericsson Stadium	57,957
9/13/98	W	19-14	Louisiana Superdome	51,915
11/1/98	L	17-31	Ericsson Stadium	62,514
9/12/99	W	19-10	Louisiana Superdome	58,166
12/0/00	L	13-45	Ericsson Stadium	56,929
10/15/00	W	24-6	Louisiana Superdome	50,015
11/12/00	W	20-10	Ericsson Stadium	72,981
10/14/01	W	27-25	Ericsson Stadium	72,049
12/2/01	W	27-23	Louisiana Superdome	70,020

Chicago Bears (9-10-0)				
12/1/68	L	17-23	Tulane Stadium	78,285
12/20/70	L	3-24	Tulane Stadium	63,518
10/10/71	L	14-35	Soldier Field	55,049
10/7/73	W	21-16	Tulane Stadium	56,561
10/6/74	L	10-24	Soldier Field	45,818
12/21/75	L	17-42	Louisiana Superdome	33,371
10/2/77	W	42-24	Soldier Field	51,488
9/14/80	L	3-22	Soldier Field	62,523
9/19/82	W	10-0	Soldier Field	56,600
9/18/83	W	34-31	ot Louisiana Superdome	64,692
10/7/84	L	7-20	Soldier Field	53,752
10/18/87	W	19-17	Soldier Field	46,813
10/27/91	L	17-20	Louisiana Superdome	68,591
9/13/92	W	28-6	Louisiana Superdome	68,591
10/9/94	L	7-17	Soldier Field	63,822
10/13/96	W	27-24	Louisiana Superdome	43,512
10/5/97	W	20-17	Soldier Field	58,865
10/3/99	L	10-14	Soldier Field	66,944
10/8/00	W	31-10	Soldier Field	66,944



SERIES RECORDS

Date	W/L	Score	Site	Attendance
12/29/94	W	20-13	Louisiana Superdome	58,036
9/15/96	L	15-30	Riverfront Stadium	45,412

Cleveland Browns (3-10-0)

10/1/67	L	7-42	Tulane Stadium	77,045
9/15/68	L	10-24	Tulane Stadium	74,215
11/10/68	L	17-35	Municipal Stadium	71,025
10/12/69	L	17-27	Tulane Stadium	71,274
12/12/71	L	17-21	Tulane Stadium	72,794
11/30/75	L	16-17	Municipal Stadium	44,753
10/8/78	L	16-24	Louisiana Superdome	50,158
10/18/81	L	17-20	Municipal Stadium	76,059
10/28/84	W	16-14	Municipal Stadium	52,489
9/13/87	W	28-21	Louisiana Superdome	59,900
10/14/90	W	25-20	Louisiana Superdome	68,608
12/5/93	L	13-17	Municipal Stadium	60,388
10/31/99	L	16-21	Louisiana Superdome	48,817

Dallas Cowboys (5-14-0)

10/15/67	L	10-14	Cotton Bowl	64,128
11/12/67	L	10-27	Tulane Stadium	83,437
11/3/68	L	3-17	Tulane Stadium	84,728
9/28/69	L	17-21	Tulane Stadium	79,567
11/9/69	L	17-33	Cotton Bowl	68,282
10/17/71	W	24-14	Tulane Stadium	83,088
9/24/73	L	3-40	Texas Stadium	52,715
9/19/76	L	6-24	Louisiana Superdome	61,413
11/19/78	L	7-27	Texas Stadium	57,920
12/19/82	L	7-21	Texas Stadium	64,506
9/25/83	L	20-21	Texas Stadium	62,136
10/21/84	L	27-30 ot	Texas Stadium	50,966
10/3/88	W	20-17	Louisiana Superdome	68,474
9/10/89	W	28-0	Louisiana Superdome	66,977
12/2/90	L	13-17	Texas Stadium	60,087
12/8/91	L	14-23	Texas Stadium	64,530
12/19/94	L	16-24	Louisiana Superdome	67,323
12/6/98	W	22-3	Louisiana Superdome	65,065
12/24/99	W	31-24	Louisiana Superdome	47,835

Denver Broncos (2-5-0)

11/22/70	L	6-31	Tulane Stadium	66,837
10/13/74	L	17-33	Mile High Stadium	51,881
11/4/79	L	3-10	Mile High Stadium	74,482
9/15/85	L	23-34	Mile High Stadium	74,488
11/20/88	W	42-0	Louisiana Superdome	68,075
12/24/94	W	30-28	Mile High Stadium	64,445
12/3/00	L	23-38	Louisiana Superdome	64,900

Detroit Lions (8-7-1)

11/24/68	T	20-20	Tiger Stadium	46,152
11/8/70	W	19-17	Tulane Stadium	66,910
11/19/72	L	14-27	Tiger Stadium	53,752
10/14/73	W	20-13	Tulane Stadium	57,810
11/3/74	L	14-19	Tiger Stadium	43,256
11/14/76	W	17-16	Louisiana Superdome	42,048
9/25/77	L	19-23	Silverdome	51,458
10/21/79	W	17-7	Louisiana Superdome	57,428
10/12/80	L	13-24	Silverdome	78,147
9/18/88	W	22-14	Silverdome	32,943
12/3/89	L	14-21	Silverdome	38,550
10/28/90	L	10-27	Louisiana Superdome	64,368
10/4/92	W	13-7	Silverdome	66,971
9/19/93	W	14-3	Louisiana Superdome	69,039
9/21/97	W	35-17	Louisiana Superdome	50,016
9/3/00	L	10-14	Louisiana Superdome	64,900

Green Bay Packers (4-13-0)

11/17/68	L	7-29	Milwaukee County Std.	49,644
11/28/71	W	29-21	Milwaukee County Std.	48,035
12/17/72	L	20-30	Tulane Stadium	65,881
12/2/73	L	10-30	Milwaukee County Std.	46,092
10/12/75	W	20-19	Louisiana Superdome	51,371
11/7/76	L	27-32	Milwaukee County Std.	52,936
9/18/77	L	20-24	Louisiana Superdome	56,250
9/10/78	L	17-28	Milwaukee County Std.	54,336

Date	W/L	Score	Site	Attendance
9/9/79	L	19-28	Milwaukee County Std.	53,184
12/13/81	L	7-35	Louisiana Superdome	45,518
11/4/84	L	13-23	Louisiana Superdome	57,426
11/17/85	L	14-38	Milwaukee County Std.	52,104
9/14/86	W	24-10	Louisiana Superdome	46,383
12/27/87	W	33-24	Louisiana Superdome	68,364
9/17/89	L	34-35	Lambeau Field	55,809
11/14/93	L	17-19	Louisiana Superdome	69,043
12/16/95	L	23-34	Louisiana Superdome	50,132

Indianapolis Colts (5-3-0)

12/10/67	L	10-30	Memorial Stadium	60,238
10/19/69	L	10-30	Tulane Stadium	80,636
9/30/73	L	10-14	Memorial Stadium	52,293
10/12/86	W	17-14	Hoosier Dome	53,512
12/24/89	W	41-6	Louisiana Superdome	49,009
11/12/95	W	17-14	Louisiana Superdome	44,122
9/27/98	W	19-13 ot	RCA Dome	48,480
11/18/01	W	34-20	Louisiana Superdome	70,020

Jacksonville Jaguars (1-1-0)

10/6/96	W	17-13	Louisiana Superdome	34,231
11/21/99	L	23-41	ALLTEL Stadium	69,772

Kansas City Chiefs (3-4-0)

9/25/72	L	17-20	Tulane Stadium	70,793
9/26/76	W	27-17	Arrowhead Stadium	53,918
11/21/82	W	27-17	Louisiana Superdome	39,341
9/8/85	L	27-47	Louisiana Superdome	57,760
9/8/91	W	17-10	Arrowhead Stadium	74,816
9/4/94	L	17-30	Louisiana Superdome	69,382
12/21/97	L	13-25	Arrowhead Stadium	66,772

Miami Dolphins (3-5-0)

11/15/70	L	10-21	Orange Bowl	42,866
11/10/74	L	0-21	Tulane Stadium	74,289
9/28/80	L	16-21	Orange Bowl	40,945
10/2/83	W	17-7	Louisiana Superdome	66,489
12/7/86	L	27-31	Louisiana Superdome	64,761
11/29/92	W	24-13	Louisiana Superdome	68,591
10/15/95	W	33-30	Louisiana Superdome	55,628
11/29/98	L	10-30	Pro Player Stadium	73,216

Minnesota Vikings (7-14-0)

10/13/68	W	20-17	Tulane Stadium	71,105
9/27/70	L	0-26	Metropolitan Stadium	47,900
11/21/71	L	10-23	Tulane Stadium	83,130
11/5/72	L	6-37	Metropolitan Stadium	49,784
12/1/74	L	9-29	Metropolitan Stadium	44,202
11/16/75	L	7-20	Louisiana Superdome	52,765
9/12/76	L	9-40	Louisiana Superdome	58,156
9/3/78	W	31-24	Louisiana Superdome	54,187
11/30/80	L	20-23	Louisiana Superdome	30,936
11/15/81	L	10-20	Metropolitan Stadium	45,215
11/27/83	W	17-16	Louisiana Superdome	59,502
11/24/85	W	30-23	Metrodome	54,117
12/21/86	L	17-33	Metrodome	51,209
12/4/88	L	3-45	Metrodome	61,215
9/16/90	L	3-32	Metrodome	56,272
9/22/91	W	26-0	Louisiana Superdome	68,591
11/28/93	W	17-14	Metrodome	53,030
11/6/94	L	20-21	Metrodome	57,564
11/19/95	L	24-43	Metrodome	58,108
11/8/98	L	24-31	Metrodome	63,779
10/7/01	W	28-15	Louisiana Superdome	70,020

New England Patriots (3-7-0)

12/10/72	L	10-17	Tulane Stadium	64,889
12/5/76	L	6-27	Schaefer Stadium	53,592
12/21/80	L	27-38	Louisiana Superdome	38,277
12/4/83	L	0-7	Sullivan Stadium	24,579
11/30/86	L	20-21	Louisiana Superdome	58,559
11/12/89	W	28-24	Sullivan Stadium	47,680
11/8/92	W	31-14	Foxboro Stadium	45,413

SERIES RECORDS



Date	W/L	Score	Site	Attendance
12/3/95	W	31-17	Foxboro Stadium	59,876
10/4/98	L	27-30	Louisiana Superdome	56,172
11/25/01	L	17-34	Foxboro Stadium	60,292

New York Giants (8-13-0)

10/8/67	L	21-27	Yankee Stadium	62,670
10/6/68	L	21-38	Yankee Stadium	60,967
11/16/69	W	25-24	Yankee Stadium	62,927
10/4/70	W	14-10	Tulane Stadium	69,126
10/8/72	L	21-45	Yankee Stadium	62,507
12/14/75	L	14-28	Shea Stadium	40,150
10/29/78	W	28-17	Louisiana Superdome	58,807
9/30/79	W	24-14	Louisiana Superdome	51,543
9/20/81	L	7-20	Giants Stadium	69,814
12/15/84	W	10-3	Giants Stadium	63,739
10/27/85	L	13-21	Louisiana Superdome	54,082
9/28/86	L	17-20	Giants Stadium	72,769
11/22/87	W	23-14	Louisiana Superdome	67,639
11/27/88	L	12-13	Louisiana Superdome	66,526
12/20/93	L	14-24	Louisiana Superdome	69,036
10/2/94	W	27-22	Louisiana Superdome	55,076
9/24/95	L	29-45	Giants Stadium	72,619
12/15/96	W	17-3	Giants Stadium	52,530
9/28/97	L	9-14	Giants Stadium	68,891
10/24/99	L	3-31	Giants Stadium	77,982
9/30/01	L	13-21	Giants Stadium	78,451

New York Jets (4-5-0)

12/3/72	L	17-18	Shea Stadium	62,496
12/4/77	L	13-16	Louisiana Superdome	40,464
12/14/80	W	21-20	Shea Stadium	38,077
11/21/83	L	28-31	Louisiana Superdome	68,606
10/26/86	L	23-28	Giants Stadium	44,246
10/15/89	W	29-14	Louisiana Superdome	59,521
12/26/92	W	20-0	Giants Stadium	45,614
12/24/95	W	12-0	Giants Stadium	28,885
11/4/01	L	9-16	Louisiana Superdome	70,020

Oakland Raiders (3-5-1)

11/7/71	T	21-21	Tulane Stadium	83,102
11/9/75	L	10-48	Oakland Coliseum	51,267
12/3/79	L	35-42	Louisiana Superdome	65,541
10/13/85	L	13-23	L.A. Memorial Coliseum	48,152
10/23/88	W	20-6	Louisiana Superdome	66,249
12/16/91	W	27-0	Louisiana Superdome	68,625
11/20/94	L	19-24	L.A. Memorial Coliseum	41,722
11/9/97	W	13-10	Oakland Coliseum	40,091
11/19/00	L	22-31	Louisiana Superdome	64,900

Philadelphia Eagles (8-13-0)

11/5/67	W	31-24	Tulane Stadium	59,596
11/19/67	L	21-48	Franklin Field	60,751
12/8/68	L	17-29	Franklin Field	57,128
10/26/69	L	10-13	Franklin Field	60,568
11/30/69	W	26-17	Tulane Stadium	72,805
10/29/72	W	21-3	Tulane Stadium	65,664
10/27/74	W	14-10	Tulane Stadium	64,257
11/6/77	L	7-28	Veterans Stadium	53,482
9/17/78	L	17-24	Louisiana Superdome	49,242
9/16/79	L	14-26	Louisiana Superdome	54,212
11/8/80	L	21-34	Louisiana Superdome	44,340
12/11/83	L	14-31	Louisiana Superdome	52,728
12/11/83	W	20-17 ot	Veterans Stadium	45,182
10/6/85	W	23-21	Louisiana Superdome	56,364
9/20/87	L	17-27	Veterans Stadium	57,485
12/18/89	W	30-20	Louisiana Superdome	59,218
10/13/91	W	13-6	Veterans Stadium	64,224
9/6/92	L	13-15	Veterans Stadium	63,513
12/26/93	L	26-37	Veterans Stadium	50,085
10/1/95	L	10-15	Louisiana Superdome	43,938
9/24/00	L	7-21	Louisiana Superdome	64,900

Pittsburgh Steelers (5-6-0)

10/29/67	L	10-14	Tulane Stadium	68,911
10/20/68	W	16-12	Pitt Stadium	32,303

Date	W/L	Score	Site	Attendance
12/15/68	W	24-14	Tulane Stadium	66,131
12/21/69	W	27-24	Tulane Stadium	72,256
11/25/74	L	7-28	Tulane Stadium	71,907
11/5/78	L	14-20	Three Rivers Stadium	48,526
10/4/81	L	6-20	Louisiana Superdome	64,578
11/19/84	W	27-24	Louisiana Superdome	66,005
11/29/87	W	20-16	Three Rivers Stadium	47,896
12/16/90	L	6-9	Louisiana Superdome	68,582
10/17/93	L	14-37	Three Rivers Stadium	56,056



SERIES RECORDS

Date	W/L	Score	Site	Attendance
10/9/77	L	0-14	Louisiana Superdome	53,942
12/9/79	L	0-35	Louisiana Superdome	61,059
10/9/88	W	23-17	Jack Murphy Stadium	42,693
11/7/91	L	21-24	Jack Murphy Stadium	48,420
10/16/94	L	22-36	Louisiana Superdome	50,565
9/7/97	L	6-20	Louisiana Superdome	65,760
9/10/00	W	28-27	Qualcomm Stadium	51,300

San Francisco 49ers (18-45-2)

10/22/67	L	13-27	Kezar Stadium	34,285
11/23/69	W	43-38	Tulane Stadium	71,448
10/18/70	T	20-20	Kezar Stadium	39,446
12/13/70	L	27-38	Tulane Stadium	61,940
9/26/71	L	20-38	Tulane Stadium	81,595
11/14/71	W	26-20	Candlestick Park	45,138
10/17/72	L	2-37	Tulane Stadium	69,840
10/22/72	T	20-20	Candlestick Park	59,167
10/21/73	L	0-40	Candlestick Park	52,881
12/9/73	W	16-10	Tulane Stadium	62,490
9/15/74	L	13-17	Tulane Stadium	65,071
12/15/74	L	21-35	Candlestick Park	40,418
10/19/75	L	21-35	Candlestick Park	39,990
11/23/75	L	6-16	Louisiana Superdome	40,328
10/17/76	L	3-33	Candlestick Park	43,160
12/12/76	L	7-27	Louisiana Superdome	42,536
11/13/77	L	7-10 ot	Louisiana Superdome	41,564
11/27/77	L	17-20	Candlestick Park	33,702
10/15/78	W	14-7	Candlestick Park	37,671
12/3/78	W	24-13	Louisiana Superdome	50,068
9/23/79	W	30-21	Candlestick Park	39,727
11/11/79	W	31-20	Louisiana Superdome	65,551
9/7/80	L	23-26	Louisiana Superdome	58,621
12/7/80	L	35-38 ot	Candlestick Park	37,949
9/27/81	L	14-21	Candlestick Park	44,433
12/20/81	L	17-21	Louisiana Superdome	43,639
11/28/82	W	23-20	Candlestick Park	51,611
10/16/83	L	13-32	Louisiana Superdome	68,154
11/13/83	L	0-27	Candlestick Park	40,022
11/25/84	L	20-30	Candlestick Park	57,611
9/15/84	L	3-35	Louisiana Superdome	65,117
9/29/85	W	20-17	Candlestick Park	58,053
12/15/85	L	19-31	Louisiana Superdome	46,065
9/21/86	L	17-26	Candlestick Park	58,297
11/2/86	W	23-10	Louisiana Superdome	53,234
10/25/87	L	22-24	Louisiana Superdome	60,497
11/15/87	W	26-24	Candlestick Park	60,436
9/4/88	L	33-34	Louisiana Superdome	66,357
12/11/88	L	17-30	Candlestick Park	62,977
10/8/89	L	20-24	Louisiana Superdome	60,488
11/6/89	L	13-31	Candlestick Park	60,667
9/10/90	L	12-13	Louisiana Superdome	68,629
12/23/90	W	13-10	Candlestick Park	60,112
11/10/91	W	10-3	Louisiana Superdome	68,591
12/1/91	L	24-38	Candlestick Park	62,092
9/27/92	L	10-16	Louisiana Superdome	68,591
11/15/92	L	20-21	Candlestick Park	64,895
9/26/93	W	16-13	Louisiana Superdome	69,041
11/22/93	L	7-42	Candlestick Park	66,500
9/25/94	L	13-24	Candlestick Park	63,971
11/28/94	L	14-35	Louisiana Superdome	61,304
9/3/95	L	22-24	Louisiana Superdome	66,627
10/29/95	W	11-7	3Com Park	65,272
9/1/96	L	11-27	3Com Park	63,970
11/3/96	L	17-24	Louisiana Superdome	53,297
9/14/97	L	7-33	3Com Park	61,838
10/26/97	L	0-23	Louisiana Superdome	60,443
10/11/98	L	0-31	Louisiana Superdome	62,811
11/22/98	L	20-31	3Com Park	66,429
9/19/99	L	21-28	3Com Park	67,685
11/14/99	W	24-6	Louisiana Superdome	52,198
11/5/00	W	31-15	Louisiana Superdome	64,900
12/10/00	W	31-27	3Com Park	67,892
11/11/01	L	27-28	3Com Park	68,083
1/6/02	L	0-38	Louisiana Superdome	70,020

Seattle Seahawks (4-3-0)

11/21/76	W	51-27	Kingdome	61,865
11/18/79	L	24-38	Kingdome	60,055

Date	W/L	Score	Site	Attendance
11/10/85	L	3-27	Louisiana Superdome	47,365
10/16/88	W	20-19	Kingdome	63,569
9/1/91	W	27-24	Louisiana Superdome	68,492
11/16/97	W	20-17 ot	Louisiana Superdome	50,493
9/17/00	L	10-20	Husky Stadium	59,513

Tampa Bay Buccaneers (13-7-0)

12/11/77	L	14-33	Louisiana Superdome	40,124
12/17/78	W	17-10	Tampa Stadium	51,207
10/14/79	W	42-14	Tampa Stadium	67,640
11/29/81	L	14-31	Louisiana Superdome	62,209
12/5/82	L	10-13	Louisiana Superdome	61,709
10/23/83	W	24-21	Tampa Stadium	48,242
9/9/84	W	17-13	Louisiana Superdome	54,686
9/22/85	W	20-13	Louisiana Superdome	45,320
10/19/86	W	38-7	Louisiana Superdome	43,355
12/6/87	W	44-34	Louisiana Superdome	66,471
9/25/88	W	13-9	Louisiana Superdome	66,671
9/24/89	L	10-20	Tampa Stadium	44,053
11/11/90	W	35-7	Louisiana Superdome	67,865
10/20/91	W	23-7	Louisiana Superdome	68,591
11/1/92	W	23-21	Louisiana Superdome	68,591
9/18/94	W	9-7	Tampa Stadium	45,522
11/24/96	L	7-13	Houlihan's Stadium	40,203
10/25/98	W	9-3	Louisiana Superdome	52,695
11/7/99	L	16-31	Louisiana Superdome	47,129
12/23/01	L	21-48	Raymond James Stid.	65,228

Tennessee Titans (4-5-1)

10/3/71	T	13-13	Astrodome	47,966
10/3/76	L	26-31	Louisiana Superdome	51,973
12/10/78	L	12-17	Louisiana Superdome	63,169
11/22/81	W	27-24	Astrodome	49,581
9/30/84	W	27-10	Astrodome	43,108
12/13/87	W	24-10	Louisiana Superdome	68,257
10/21/90	L	10-23	Astrodome	57,908
9/5/93	W	33-21	Louisiana Superdome	69,029
11/10/96	L	14-31	Louisiana Superdome	34,121
10/17/99	L	21-24	Louisiana Superdome	51,875

Washington Redskins (5-13-0)

9/24/67	L	10-30	Tulane Stadium	74,937
12/17/67	W	30-14	D.C. Stadium	50,486
9/22/68	W	37-17	Tulane Stadium	65,941
9/21/69	L	20-26	Tulane Stadium	73,147
12/14/69	L	14-17	R.F.K. Stadium	50,354
10/31/71	L	14-24	R.F.K. Stadium	53,041
10/28/73	W	19-3	Tulane Stadium	66,315
9/21/75	L	3-41	R.F.K. Stadium	54,414
10/28/79	W	14-10	R.F.K. Stadium	52,133
10/26/80	L	14-22	R.F.K. Stadium	51,375
12/26/82	L	10-27	Louisiana Superdome	48,667
10/5/86	L	6-14	Louisiana Superdome	57,378
11/6/88	L	24-27	R.F.K. Stadium	54,183
10/1/89	L	14-16	Louisiana Superdome	64,358
11/18/90	L	17-31	R.F.K. Stadium	52,573
11/23/92	W	20-3	Louisiana Superdome	68,591
9/11/94	L	24-38	Louisiana Superdome	58,049
12/30/01	L	10-40	Louisiana Superdome	70,020

POSTSEASON

12/28/91	L	20-27	Louisiana Superdome*	68,794
1/6/91	L	6-16	Soldier Field*	60,767
1/3/87	L	10-44	Minnesota Vikings (0-2)	68,127
1/6/01	L	16-34	Metrodome#	63,881
1/3/93	L	20-36	Philadelphia Eagles (0-1)	68,893
12/30/00	W	31-28	Louisiana Superdome*	64,900

* - NFC Wild Card Playoff; # - NFC Divisional Playoff

ATTENDANCE FIGURES



Year	COMBINED			HOME			ROAD		
	Total	Games	Avg.	Total	Games	Avg.	Total	Games	Avg.
1967	901,971	14	64,427	528,242	7	75,463	373,729	7	53,390
1968	882,121	14	63,009	519,426	7	74,203	362,695	7	51,814
1969	921,972	14	65,855	521,133	7	74,447	400,839	7	57,262
1970	843,342	14	60,238	483,234	7	69,033	360,108	7	51,444
1971	932,267	14	66,590	550,578	7	78,654	381,689	7	54,527
1972	880,545	14	62,896	467,686	7	66,812	412,859	7	58,980
1973	794,900	14	56,779	451,566	7	64,509	343,334	7	49,048
1974	789,156	14	56,366	452,236	7	64,605	336,920	7	48,131
1975	633,807	14	45,272	319,066	7	45,581	314,741	7	44,963
1976	714,135	14	51,010	359,631	7	51,376	354,504	7	50,643
1977	655,079	14	46,791	334,502	7	47,786	321,577	7	45,940
1978	850,823	16	53,176	457,613	8	57,202	393,210	8	49,151
1979	939,175	16	58,698	495,260	8	61,907	443,915	8	55,489
1980	807,652	16	50,478	384,855	8	48,109	422,797	8	52,850
1981	891,207	16	55,700	440,708	8	55,089	450,499	8	55,700
1982	467,978	9	51,988	255,726	5	51,145	212,252	4	53,063
1983	891,883	16	55,743	525,083	8	65,635	366,800	8	45,850
1984	884,588	16	55,287	472,625	8	59,078	411,963	8	51,495
1985	799,410	16	49,963	388,795	8	48,599	410,615	8	51,327
1986	864,368	16	54,023	453,672	8	56,709	410,696	8	51,337
1987	774,297	15	51,620	420,873	7	60,125	353,424	8	44,178
1988	960,942	16	60,059	531,156	8	66,395	429,786	8	53,723
1989	916,534	16	57,283	488,998	8	61,124	427,536	8	53,442
1990	997,722	16	62,358	536,438	8	67,055	461,284	8	57,661
1991	1,008,934	16	63,058	548,655	8	68,582	460,279	8	57,535
1992	977,552	16	61,097	548,728	8	68,591	428,824	8	53,603
1993	979,133	16	61,196	541,300	8	67,663	437,833	8	54,730
1994	903,213	16	56,451	469,900	8	58,738	433,313	8	54,164
1995	854,771	16	53,423	400,589	8	50,074	454,182	8	56,772
1996	736,864	16	46,054	301,998	8	37,750	434,866	8	54,358
1997	911,223	16	56,951	443,614	8	55,452	467,609	8	58,451
1998	922,225	16	57,639	436,473	8	54,559	485,752	8	60,719
1999	945,488	16	59,093	410,147	8	51,268	535,341	8	66,918
2000	980,533	16	61,283	504,315	8	63,039	476,218	8	59,527
2001	1,111,335	16	69,458	560,472	8	70,059	550,863	8	68,858
Totals	30,327,145	530	57,221	16,005,293	265	60,397	14,322,852	265	54,048

LARGEST HOME CROWDS

Tulane Stadium (1967-74)		
Date	Att.	Opponent
11/3/68	84,728	Dallas
11/12/67	83,437	Dallas
11/26/67	83,437	Atlanta
11/21/71	83,130	Minnesota
11/7/71	83,102	Oakland
10/17/71	83,088	Dallas
9/26/71	81,595	San Francisco
9/17/67	80,879	L.A. Rams
10/19/69	80,636	Baltimore Colts
9/28/69	79,567	Dallas



PRESEASON RESULTS

1967 (5-1)			
8/2	L.A. Rams (Anaheim, Calif.)	L, 7-16	26,364
8/12	St.L. Cards (Shreveport, La.)	W, 23-14	25,500
8/19	Pittsburgh (Baton Rouge, La.)	W, 20-17	35,000
8/26	San Francisco (Portland, Ore.)	W, 24-10	23,348
9/2	Miami (Charleston, S.C.)	W, 20-17	11,214
9/9	Atlanta	W, 27-14	67,486

1968 (2-4)			
8/1	L.A. Rams (Anaheim, Calif.)	L, 7-21	29,505
8/10	Boston Patriots	W, 19-0	57,152
8/18	at Houston Oilers	L, 23-24	42,734
8/24	Cleveland	W, 40-27	70,045
8/31	at Atlanta	L, 10-16	49,832
9/6	Minnesota (Shreveport, La.)	L, 17-20	23,000

1969 (2-4)			
8/9	at San Diego	L, 7-10	31,683
8/16	at Denver	W, 28-22	28,356
8/23	Pittsburgh (Baton Rouge, La.)	L, 24-34	40,000
8/30	Atlanta	W, 21-17	69,898
9/6	Houston Oilers	L, 14-30	79,937
9/12	at Detroit	L, 7-42	30,312

1970 (4-2)			
8/8	Minnesota (Canton, Ohio)*	W, 14-13	17,932
8/15	at Houston Oilers	W, 19-10	46,223
8/22	Detroit	L, 17-31	76,778
8/29	Boston Patriots (Jackson, Miss.)	W, 26-20	32,000
9/5	N.Y. Jets	L, 14-27	78,581
9/12	San Diego	W, 20-14	63,904

1971 (0-6)			
8/6	at Buffalo	L, 10-14	35,758
8/14	at Dallas	L, 21-36	73,560
8/21	Kansas City	L, 7-27	70,459
8/28	at San Diego	L, 7-22	35,405
9/4	Philadelphia	L, 0-34	60,487
9/12	Houston Oilers	L, 17-24	60,971

1972 (1-4-1)			
8/7	at Philadelphia	W, 13-10	53,372
8/12	Buffalo	L, 21-24	66,762
8/19	Dallas	L, 7-30	81,070
8/26	San Diego	L, 14-16	64,506
9/2	Pittsburgh (Memphis, Tenn.)	L, 7-56	43,302
9/10	at Houston Oilers	T, 14-14	44,571

1973 (1-5)			
8/4	at Kansas City	L, 6-12	67,216
8/11	at Miami	L, 13-14	80,050
8/18	at Dallas	L, 14-24	61,022
8/25	New England	L, 6-31	64,131
9/1	N.Y. Jets	L, 17-28	67,434
9/8	Houston Oilers	W, 16-10	62,339

1974 (3-3)			
8/3	Pittsburgh	L, 7-26	45,339
8/10	at Miami	L, 20-45	41,524
8/18	at New England	L, 3-7	20,456
8/24	Dallas	W, 16-7	56,563
8/31	N.Y. Jets	W, 24-7	59,829
9/7	at Houston Oilers	W, 24-16	35,103

1975 (2-4)			
8/6	Houston Oilers	L, 7-13	72,434
8/16	Denver	W, 24-21	40,089
8/23	Miami	L, 10-20	61,253
8/30	Baltimore Colts	W, 27-3	60,643
9/6	at Pittsburgh	L, 13-24	47,341
9/13	at Cincinnati	L, 0-20	48,453

1976 (4-2)			
7/31	Pittsburgh	L, 14-24	56,039
8/7	at Houston Oilers	W, 13-10	38,675
8/13	at Buffalo	W, 21-14	36,110
8/20	at Baltimore Colts	W, 26-20	38,879
8/28	Cincinnati	W, 13-10	60,044
9/4	Miami	L, 7-20	63,383

1977 (5-1)			
8/6	at Chicago	W, 20-14	55,163
8/13	N.Y. Giants	W, 23-7	49,900
8/20	Buffalo	W, 20-17	66,282
8/27	N.Y. Jets	L, 14-20	49,455
9/3	at Miami	W, 17-10	39,970
9/10	Houston Oilers	W, 20-16	49,964

1978 (2-2)			
8/5	Philadelphia (Mexico City, Mexico)	W, 14-7	30,000
8/12	Miami	L, 17-31	54,105
8/19	Tampa Bay	L, 3-14	49,042
8/26	at Houston Oilers	W, 17-3	49,554

1979 (1-3)			
8/3	at Miami	L, 7-14	44,704
8/11	Chicago	L, 6-13	45,085
8/18	at Tampa Bay	L, 7-14	49,042
8/24	Houston Oilers	W, 10-7	54,469

1980 (1-3)			
8/9	St. Louis Cardinals	W, 17-13	57,923
8/17	at Houston Oilers	L, 17-20	43,376
8/23	at Detroit	L, 17-40	49,631
8/29	Miami	L, 0-20	50,635

1981 (3-1)			
8/8	Baltimore Colts	W, 24-23	46,792
8/15	Houston Oilers	W, 27-7	67,562
8/23	Philadelphia (Syracuse, N.Y.)	L, 6-37	28,001
8/29	Detroit	W, 20-17	52,090

1982 (1-3)			
8/12	at Houston Oilers	L, 20-22	44,599
8/21	Kansas City	W, 6-3	46,585
8/28	Cleveland	L, 17-20	55,689
9/3	at Minnesota	L, 21-24	59,810

1983 (3-2)			
7/30	Pittsburgh (Canton, Ohio)*	L, 14-27	23,909
8/6	at Tampa Bay	L, 17-20	53,111
8/13	at Miami	W, 19-17	38,735
8/20	Houston Oilers	W, 20-13	60,430
8/27	N.Y. Jets	W, 17-10	58,176

1984 (3-1)			
8/4	at Kansas City	W, 34-20	34,230
8/11	Atlanta	W, 31-21	58,502
8/18	at Houston Oilers	W, 31-19	45,522
8/25	Washington	L, 9-14	52,040

1985 (1-3)			
8/10	at New England	W, 32-20	27,014
8/17	Houston Oilers	L, 20-23	53,491
8/24	Tampa Bay	L, 10-14	49,337
8/30	at San Diego	L, 20-21	40,462

1986 (2-2)			
8/9	at Denver	W, 10-7	47,408
9/16	New England	L, 34-38	54,364
9/23	at Houston Oilers	L, 13-24	38,617
8/30	Kansas City	W, 13-10	47,945

PRESEASON RESULTS



1987 (3-1)			
8/15	Minnesota	W, 23-17	52,884
8/22	Houston Oilers	L, 13-16	51,562
8/29	Pittsburgh	W, 31-28	46,770
9/4	at Cincinnati	W, 26-14	46,289

1988 (2-2)			
8/7	at Minnesota	W, 23-20	47,624
8/12	at Phoenix Cardinals	W, 33-28	51,987
8/20	at Indianapolis	L, 6-18	54,117
8/27	Pittsburgh	L, 28-31	56,174

1989 (1-3)			
8/12	Indianapolis	L, 7-31	57,771
8/19	at Buffalo	L, 7-10	48,512
8/28	Cincinnati	W, 27-10	51,150
9/1	Washington	L, 21-26	56,181

1990 (4-1)			
8/5	L.A. Raiders (London, England)	W, 17-10	63,106
8/11	at Minnesota	W, 13-10	48,154
8/18	Green Bay (Madison, Wis.)	L, 13-27	47,848
8/25	Buffalo	W, 28-23	51,959
8/31	Indianapolis	W, 17-14	54,796

1991 (2-2)			
8/3	Minnesota	W, 18-3	58,953
8/10	Green Bay	W, 31-20	55,730
8/17	at Indianapolis	L, 28-34	50,896
8/24	at Miami	L, 24-28	44,099

1992 (3-1)			
8/10	at Chicago	W, 34-31	53,846
8/17	Pittsburgh	W, 26-0	61,671
8/22	Houston Oilers	L, 3-33	61,194
8/27	Miami (Baltimore, Md.)	W, 17-3	60,021

1993 (4-1)			
7/31	Philadelphia (Tokyo, Japan)	W, 28-16	49,363
8/7	Houston Oilers (San Antonio, TX)	W, 37-28	40,308
8/14	Green Bay (Madison, Wis.)	W, 26-17	59,523
8/23	Chicago	W, 20-14	61,149
8/27	Detroit	L, 16-17	60,700

1994 (1/3)			
8/5	at New England	L, 6-24	37,800
8/13	at Minnesota	L, 17-21	46,067
8/19	Green Bay	L, 10-13	54,714
8/25	Dallas	W, 28-10	57,281

PRESEASON SERIES RECORDS				
Team	W	L	T	Pct.
Arizona	3	0	0	1.000
Atlanta	3	1	0	.750
Baltimore	0	0	0	.000
Buffalo	3	3	0	.500
Carolina	0	0	0	.000
Chicago	5	1	0	.833
Cincinnati	3	1	0	.750
Cleveland	1	1	0	.500
Dallas	3	3	0	.500
Denver	3	2	0	.600
Detroit	3	4	0	.429
Green Bay	2	5	0	.286
Indianapolis	4	6	0	.400
Jacksonville	0	0	0	.000
Kansas City	4	3	0	.571
Miami	5	9	0	.357
Team	W	L	T	Pct.
Minnesota	7	4	0	.636
New England	3	4	0	.429
N.Y. Giants	1	1	0	.500
N.Y. Jets	2	4	0	.250
Oakland	1	1	0	.500
Philadelphia	3	2	0	.600
Pittsburgh	3	7	0	.300
St. Louis	0	2	0	.000
San Diego	1	4	0	.200
San Francisco	1	0	0	1.000
Seattle	0	2	0	.000
Tampa Bay	1	4	0	.200
Tennessee	13	11	1	.540
Washington	0	2	0	.000
Totals	78	87	1	.473

Home games in bold

* - Hall of Fame Game

all home preseason games held at Tulane Stadium (1967-74) & Louisiana Superdome (1975-present)



1967 SAINTS STATISTICS

Record: 3-11, Finish: 4th-Capitol

Date	W/L	Score	Opponent	Attendance	SACKS: Saints 23.0, Opp. 52.0	KICKOFF RET	No	Yds	Avg	LG	TD
9/17	L	13-27	Los Angeles	80,879		Robert's	28	737	26.3	91	1
9/24	L	10-30	Washington	74,937		Gilliam	16	481	30.1	94	1
10/1	L	7-42	Cleveland	77,045		Barrington	7	113	16.1	27	0
10/8	L	21-27	at N.Y. Giants	62,670		McCall	7	198	28.3	68	0
10/15	L	10-14	at Dallas	64,128		Brown	5	103	20.6	26	0
10/22	L	13-27	at San Francisco	34,285		Jordan	3	56	18.7	27	0
10/29	L	10-14	Pittsburgh	68,911		Douglas	1	17	17.0	17	0
11/5	W	31-24	Philadelphia	59,596		Logan	1	0	0.0	0	0
11/12	L	10-27	Dallas	83,437		Nevett	1	0	0.0	0	0
11/19	L	21-48	at Philadelphia	60,751		Rose	1	21	21.0	21	0
11/26	W	27-24	Atlanta	83,437		Sturm	1	0	0.0	0	0
12/3	L	20-31	at St. Louis	41,171		Vandersea	1	13	13.0	13	0
12/10	L	10-30	at Baltimore	60,238		Saints	334	1192	3.6	49	9
12/17	W	30-14	at Washington	50,486		Opponents	469	2092	4.5	56	22

TEAM STATISTICS	N.O.	OPP.	RECEIVING	No	Yds	Avg	LG	TD
TOTAL FIRST DOWNS	219	276	Abramowicz	50	721	14.4	80	6
Rushing	67	114	Taylor	38	251	6.6	27	0
Passing	135	138	Poage	24	380	15.8	65	0
Penalty	17	24	Gilliam	22	264	12.0	35	1
3rd Down: Made/Att.			Kramer	20	207	10.4	17	2
3rd Down: Pct.			Hall	19	249	13.1	21	0
4th Down: Made/Att.			Roberts	17	384	22.6	96	3
4th Down: Pct.			Schultz	14	186	13.3	25	0

POSSESSION AVG.	3790	4928	INTERCEPTIONS	No	Yds	Avg	LG	TD
TOTAL NET YARDS	3790	4928	Whitell	10	178	17.8	41	2
Avg. Per Game	270.7	352.0	Burkett	3	57	19.0	23	0
Total Plays	864	902	Logan	3	21	7.0	18	0
Avg. Per Play	4.4	5.5	Hart	1	21	21.0	21	0
NET YARDS RUSHING	1192	2092	Douglas	1	19	19.0	19	0
Avg. Per Game	85.1	149.4	Rose	1	15	15.0	15	0
Total Rushes	334	469	D. Simmons	1	12	12.0	12	0
NET YARDS PASSING	2598	2836	Whittingham	1	8	8.0	8	0
Avg. Per Game	185.6	202.6	Heidel	22	333	15.1	41	2
Sacked/Yards Lost	52/391	23/199	Opponents	23	303	13.2	88	0

Sacked/Yards Lost	52/391	23/199																																																																																																																																																																																																																																																																																																																																																																																																																																																																																																																																																																																																																																																																																																																																																																																																																																																																																																																																																																																																																																																																																																																																																																																																																																																																																																																																																																																																																																																																																	</
-------------------	--------	--------	--	--	--	--	--	--	--	--	--	--	--	--	--	--	--	--	--	--	--	--	--	--	--	--	--	--	--	--	--	--	--	--	--	--	--	--	--	--	--	--	--	--	--	--	--	--	--	--	--	--	--	--	--	--	--	--	--	--	--	--	--	--	--	--	--	--	--	--	--	--	--	--	--	--	--	--	--	--	--	--	--	--	--	--	--	--	--	--	--	--	--	--	--	--	--	--	--	--	--	--	--	--	--	--	--	--	--	--	--	--	--	--	--	--	--	--	--	--	--	--	--	--	--	--	--	--	--	--	--	--	--	--	--	--	--	--	--	--	--	--	--	--	--	--	--	--	--	--	--	--	--	--	--	--	--	--	--	--	--	--	--	--	--	--	--	--	--	--	--	--	--	--	--	--	--	--	--	--	--	--	--	--	--	--	--	--	--	--	--	--	--	--	--	--	--	--	--	--	--	--	--	--	--	--	--	--	--	--	--	--	--	--	--	--	--	--	--	--	--	--	--	--	--	--	--	--	--	--	--	--	--	--	--	--	--	--	--	--	--	--	--	--	--	--	--	--	--	--	--	--	--	--	--	--	--	--	--	--	--	--	--	--	--	--	--	--	--	--	--	--	--	--	--	--	--	--	--	--	--	--	--	--	--	--	--	--	--	--	--	--	--	--	--	--	--	--	--	--	--	--	--	--	--	--	--	--	--	--	--	--	--	--	--	--	--	--	--	--	--	--	--	--	--	--	--	--	--	--	--	--	--	--	--	--	--	--	--	--	--	--	--	--	--	--	--	--	--	--	--	--	--	--	--	--	--	--	--	--	--	--	--	--	--	--	--	--	--	--	--	--	--	--	--	--	--	--	--	--	--	--	--	--	--	--	--	--	--	--	--	--	--	--	--	--	--	--	--	--	--	--	--	--	--	--	--	--	--	--	--	--	--	--	--	--	--	--	--	--	--	--	--	--	--	--	--	--	--	--	--	--	--	--	--	--	--	--	--	--	--	--	--	--	--	--	--	--	--	--	--	--	--	--	--	--	--	--	--	--	--	--	--	--	--	--	--	--	--	--	--	--	--	--	--	--	--	--	--	--	--	--	--	--	--	--	--	--	--	--	--	--	--	--	--	--	--	--	--	--	--	--	--	--	--	--	--	--	--	--	--	--	--	--	--	--	--	--	--	--	--	--	--	--	--	--	--	--	--	--	--	--	--	--	--	--	--	--	--	--	--	--	--	--	--	--	--	--	--	--	--	--	--	--	--	--	--	--	--	--	--	--	--	--	--	--	--	--	--	--	--	--	--	--	--	--	--	--	--	--	--	--	--	--	--	--	--	--	--	--	--	--	--	--	--	--	--	--	--	--	--	--	--	--	--	--	--	--	--	--	--	--	--	--	--	--	--	--	--	--	--	--	--	--	--	--	--	--	--	--	--	--	--	--	--	--	--	--	--	--	--	--	--	--	--	--	--	--	--	--	--	--	--	--	--	--	--	--	--	--	--	--	--	--	--	--	--	--	--	--	--	--	--	--	--	--	--	--	--	--	--	--	--	--	--	--	--	--	--	--	--	--	--	--	--	--	--	--	--	--	--	--	--	--	--	--	--	--	--	--	--	--	--	--	--	--	--	--	--	--	--	--	--	--	--	--	--	--	--	--	--	--	--	--	--	--	--	--	--	--	--	--	--	--	--	--	--	--	--	--	--	--	--	--	--	--	--	--	--	--	--	--	--	--	--	--	--	--	--	--	--	--	--	--	--	--	--	--	--	--	--	--	--	--	--	--	--	--	--	--	--	--	--	--	--	--	--	--	--	--	--	--	--	--	--	--	--	--	--	--	--	--	--	--	--	--	--	--	--	--	--	--	--	--	--	--	--	--	--	--	--	--	--	--	--	--	--	--	--	--	--	--	--	--	--	--	--	--	--	--	--	--	--	--	--	--	--	--	--	--	--	--	--	--	--	--	--	--	--	--	--	--	--	--	--	--	--	--	--	--	--	--	--	--	--	--	--	--	--	--	--	--	--	--	--	--	--	--	--	--	--	--	--	--	--	--	--	--	--	--	--	--	--	--	--	--	--	--	--	--	--	--	--	--	--	--	--	--	--	--	--	--	--	--	--	--	--	--	--	--	--	--	--	--	--	--	--	--	--	--	--	--	--	--	--	--	--	--	--	--	--	--	--	--	--	--	--	--	--	--	--	--	--	--	--	--	--	--	--	--	--	--	--	--	--	--	--	--	--	--	--	--	--	--	--	--	--	--	--	--	--	--	--	--	--	--	--	--	--	--	--	--	--	--	--	--	--	--	--	--	--	--	--	--	--	--	--	--	--	--	--	--	--	--	--	--	--	--	--	--	--	--	--	--	--	--	--	--	--	--	--	--	--	--	--	--	--	--	--	--	--	--	--	--	--	--	--	--	--	--	--	--	--	--	--	--	--	--	--	--	--	--	--	--	--	--	--	--	--	--	--	--	--	--	--	--	--	--	--	--	--	--	--	--	--	--	--	--	--	--	--	--	--	--	--	--	--	--	--	--	--	--	--	--	--	--	--	--	--	--	--	--	--	--	--	--	--	--	--	--	--	--	--	--	--	--	--	--	--	--	--	--	--	--	--	--	--	--	--	--	--	--	--	--	--	--	--	--	--	--	--	--	--	--	--	--	--	--	--	--	--	--	--	--	--	--	--	--	--	--	--	--	--	--	--	--	--	--	--	--	--	--	--	--	--	--	--	--	--	--	--	--	--	--	--	--	--	--	--	--	--	--	--	--	--	--	--	--	--	--	--	--	--	--	--	--	--	--	--	--	--	--	--	--	--	--	--	--	--	--	--	--	--	--	--	--	--	--	--	--	--	--	--	--	--	--	--	--	--	--	--	--	--	--	--	--	--	--	--	--	--	--	--	--	--	--	--	--	--	--	--	--	--	--	--	--	--	--	--	--	--	--	--	--	--	--	--	--	--	--	--	--	--	--	--	--	--	--	--	--	--	--	--	--	--	--	--	--	--	--	--	--	--	--	--	--	--	--	--	--	--	--	--	--	--	--	--	--	--	--	--	--	--	--	--	--	--	--	--	--	--	--	--	--	--	--	--	--	--	--	--	--	--	--	--	--	--	--	--	--	--	--	--	--	--	--	--	--	--	--	--	--	--	--	--	--	--	--	--	--	--	--	--	--	--	--	--	--	--	--	--	--	--	--	--	--	--	--	--	--	--	--	--	--	--	--	----

Score by Periods	1	2	3	4	OT	TOT	PUNTING	No	Yds	Avg	Net	TD	LG	B
Saints	40	75	66	52	0	233	McNeill	74	3174	42.9	37.5	7	66	0
Opponents	57	128	74	120	0	379	Saints	74	3174	42.9	37.5	7	66	0

Score by Periods	1	2	3	4	OT	TOT
Saints	40	75	66	52	0	233
Opponents	57	128	74	120	0	379

SCORING	TD	Ru	Pa	Rt	PAT	FG	S	TP
Durkee	0	0	0	0	27/27	14/32	0	69
Abramowicz	6	0	6	0	0	0	0	36
Roberts	5	0	3	2	0	0	0	30
Brown	2	2	0	0	0	0	0	12
Gilliam	2	0	1	1	0	0	0	12
Kramer	2	0	2	0	0	0	0	12
McCall	2	1	1	0	0	0	0	12
Schultz	2	2	0	0	0	0	0	12
Taylor	2	2	0	0	0	0	0	12
Whitell	2	0	0	2	0	0	0	12
Cuzzo	1	1	0	0	0	0	0	6
Kilmer	1	1	0	0	0	0	0	6
Anderson	0	0	0	0	0	0	0	2
Saints	27	9	13	5	27/27	14/32	1	233
Opponents	48	22	25	1	46/48	15/29	0	379

PASSING	Att	Cmp	Yds	Cmp%	Yds/Att	TD	TD%	Int	Int%	Long	Sk/Yds	Rating
Cuzzo	280	134	1562	51.5	6.01	7	2.7	12	4.6	49	33/236	59.8
Kilmer	204	97	1341	47.5	6.57	6	2.9	11	5.4	96	18/147	56.4
Wilmer	11	5	62	45.5	5.64	0	0.0	0	0.0	27	1/8	63.4
Barrington	2	0	0	0.0	0.00	0	0.0	0	0.0	0	0/0	39.6
McNeill	1	1	24	100.0	24.00	0	0.0	0	0.0	24	0/0	118.8
Saints	478	237	2989	49.6	6.25	13	2.7	23	4.8	96	52/391	58.5
Opponents	410	207	3035	50.5	7.40	25	6.1	22	5.4	76	23/199	73.0



1968 SAINTS STATISTICS

Record: 4-9-1, Finish: 3rd-Century

Date	W/L	Score	Opponent	Attendance	SACKS: Saints 34.0, Opp. 33.0	KICKOFF RET	No	Yds	Avg	LG	TD
9/15	L	10-24	Cleveland	74,215		Gene Howard	23	533	23.2	36	0
9/22	W	31-17	Washington	65,941		Gilliam	15	328	21.9	48	0
9/29	L	20-21	St. Louis	79,021		Brown	8	137	17.1	28	0
10/6	L	21-38	at N.Y. Giants	60,967		Nevett	2	94	47.0	31	0
10/13	W	20-17	Minnesota	71,105		Douglas	1	10	10.0	10	0
10/20	W	16-12	at Pittsburgh	32,303		Jones	1	5	5.0	5	0
10/27	L	17-31	at St. Louis	45,476		Kelley	1	20	20.0	20	0
11/3	L	3-17	Dallas	84,728		Stonebreaker	1	22	22.0	22	0
11/10	L	17-35	at Cleveland	71,025		Whitell	1	0	0.0	0	0
11/17	L	7-29	at Green Bay (Mil.)	49,644		Saints	53	1149	21.7	48	0
11/24	T	20-20	at Detroit	46,152		Opponents	57	1134	19.9	56	0
12/1	L	17-23	Chicago	78,285							
12/8	L	17-29	Philadelphia	57,128							
12/15	W	24-14	Pittsburgh	66,131							

TEAM STATISTICS	N.O.	OPP.	RECEIVING	No	Yds	Avg	LG	TD
TOTAL FIRST DOWNS	224	228	Abramowicz	54	890	16.5	47	7
Rushing	80	97	Lorick	26	272	10.5	29	3
Passing	122	109	McCall	26	270	10.4	25	2
Penalty	22	22	Parks	25	258	10.3	41	0
3rd Down: Made/Att.			Gilliam	24	284	11.8	39	0
3rd Down: Pct.			Hester	17	300	17.6	51	2
4th Down: Made/Att.			Stickles	15	206	13.7	35	2
4th Down: Pct.			Schultz	12	34	2.8	14	0

POSSESSION AVG.	3863	4291	INTERCEPTIONS	No	Yds	Avg	LG	TD
TOTAL NET YARDS	3863	4291	Whitell	6	44	7.3	32	0
Avg. Per Game	275.9	306.5	Burris	3	129	43.0	94	1
Total Plays	881	839	Gene Howard	3	51	17.0	35	0
Avg. Per Play	4.4	5.1	Whittingham	1	16	16.0	16	0
NET YARDS RUSHING	1527	2105	Kimbrough	1	15	15.0	15	0
Avg. Per Game	109.1	150.4	Cordileone	1	7	7.0	7	0
Total Rushes	409	439	Kelley	1	0	0.0	0	0
NET YARDS PASSING	2336	2186	Saints	16	262	16.4	94	1
Avg. Per Game	166.9	156.1	Opponents	29	294	10.1	51	2
Sacked/Yards Lost	33/213	34/297						

NET YARDS PASSING	2336	2186	INTERCEPTIONS	No	Yds	Avg	LG	TD
Avg. Per Game	166.9	156.1	Whitell	6	44	7.3	32	0
Sacked/Yards Lost	33/213	34/297	Burris	3	129	43.0	94	1
Gross Yards	2549	2483	Gene Howard	3	51	17.0	35	0
Att./Completions	439/210	368/153	Whittingham	1	16	16.0	16	0
Completion Pct.	47.8	41.8	Kimbrough	1	15	15.0	15	0
Had Intercepted	29	16	Cordileone	1	7	7.0	7	0
PUNTS/AVERAGE	75/37.6	69/40.8	Kelley	1	0	0.0	0	0
NET PUNTING AVG.	75/37.6	69/40.8	Saints	16	262	16.4	94	1
PENALTIES/YARDS	82/843	74/757	Opponents	29	294	10.1	51	2
FUMBLES/BALL LOST	19/11	33/26						

TOUCHDOWNS	27	42	PUNTING	No	Yds	Avg	Net	TD	LG	B
Rushing	7	13	McNeill	49	2009	41.0	32.8	4	58	1
Passing	17	25	South	14	387	27.6	27.6	0	44	0
Returns	3	4	Fraser	11	391	35.5	35.5	0	56	0

Score by Periods	1	2	3	4	OT	TOT
Saints	71	79	51	45	0	246
Opponents	44	95	67	121	0	327

SCORING	TD	Ru	Pa	Rt	PAT	FG	S	TP
Durkee	0	0	0	0	27/27	19/37	0	84
Abramowicz	7	0	7	0	0	0	0	42
McCall	6	4	2	0	0	0	0	36
Brown	3	0	3	0	0	0	0	18
Hester	2	0	2	0	0	0	0	12
Kilmer	2	2	0	0	0	0	0	12
Stickles	2	0	2	0	0	0	0	6
Barrington	1	0	1	0	0	0	0	6
Brown	1	0	0	1	0	0	0	6
Burris	1	0	0	1	0	0	0	6
Wheelwright	1	1	0	0	0	0	0	6
Whitell	1	0	0	1	0	0	0	6
Saints	27	7	17	3	27/27	19/37	0	246
Opponents	42	13	25	4	37/42	12/27	1	327

PASSING	Att	Cmp	Yds	Cmp%	Yds/Att	TD	TD%	Int	Int%	Long	Sk/Yds	Rating
Kilmer	315	167	2060	53.0	6.54	15	4.8	17	5.4	51	26/170	66.9
Sweetan	78	27	318	34.6	4.08	1	1.3	9	11.5	42	5/29	12.6
South	38	14	129	36.8	3.39	1	2.6	3	7.9	19	2/14	22.8
Barrington	6	2	42	33.3	7.00	0	0.0	0	0.0	23	0/0	59.0
McCall	1	0	0	0.0	0.00	0	0.0	0	0.0	0	0/0	39.6
Parks	1	0	0	0.0	0.00	0	0.0	0	0.0	0	0/0	39.6
Saints	439	210	2549	47.8	5.81	17	3.9	29	6.6	51	33/213	51.5
Opponents	366	153	2483	41.8	6.78	25	6.8	16	4.4	68t	34/297	69.7



1969 SAINTS STATISTICS

Record: 5-9, Finish: 3rd-Capitol

Date	W/L	Score	Opponent	Attendance	SACKS: Saints 21.0, Opp. 27.0
9/21	L	20-26	Washington	73,147	
9/28	L	17-21	Dallas	79,567	
10/5	L	17-36	at Los Angeles	54,879	
10/12	L	17-27	Cleveland	71,274	
10/19	L	10-30	Baltimore	80,636	
10/26	L	10-13	at Philadelphia	60,658	
11/2	W	51-42	at St. Louis	46,718	
11/9	L	17-33	at Dallas	68,282	
11/16	W	25-24	at N.Y. Giants	62,927	
11/23	W	43-38	San Francisco	71,448	
11/30	W	26-17	Philadelphia	72,805	
12/7	L	17-45	at Atlanta	57,021	
12/14	L	14-17	at Washington	50,354	
12/21	W	27-24	Pittsburgh	72,256	

TEAM STATISTICS	N.O.	OPP.
TOTAL FIRST DOWNS	282	242
Rushing	93	88
Passing	158	131
Penalty	31	23

3rd Down: Made/Att.	
3rd Down: Pct.	
4th Down: Made/Att.	
4th Down: Pct.	

POSSESSION AVG.	N.O.	OPP.
TOTAL NET YARDS	4679	5018
Avg. Per Game	334.2	358.4
Total Plays	879	822
Avg. Per Play	5.3	6.1

NET YARDS RUSHING	N.O.	OPP.
Avg. Per Game	121.8	131.1
Total Rushes	399	419

NET YARDS PASSING	N.O.	OPP.
Avg. Per Game	212.4	227.4
Sacked/Yards Lost	27/24	21/199
Gross Yards	3215	3382
Att./Completions	453/245	382/200
Completion Pct.	54.1	52.4
Had Intercepted	20	12

PUNTS/AVERAGE	N.O.	OPP.
NET PUNTING AVG.	49/41.4	58/41.6
PENALTIES/YARDS	49/36.6	58/36.1
FUMBLES/BALL LOST	83/943	81/773
TOUCHDOWNS	20/12	20/10
Rushing	35	49
Passing	12	32
Returns	1	2

Score by Periods	1	2	3	4	OT	TOT
Saints	37	109	96	69	0	311
Opponents	87	143	70	93	0	393

SCORING	TD	Ru	Pa	Rt	PAT	FG	S	TP
Dempsey	0	0	0	0	33/35	22/41	0	99
Livingston	8	5	3	0	0	0	0	48
Abramowicz	7	0	7	0	0	0	0	42
Wheelwright	5	4	1	0	0	0	0	30
Poage	4	0	4	0	0	0	0	24
Parks	3	0	3	0	0	0	0	18
Baker	2	1	1	0	0	0	0	12
Shy	2	1	1	0	0	0	0	12
Barrington	1	1	0	0	0	0	0	6
Dodd	1	0	1	0	0	0	0	6
Hester	1	0	1	0	0	0	0	6
Preece	1	0	0	1	0	0	0	6
Saints	35	12	22	1	33/35	22/41	1	311
Opponents	49	15	32	2	47/49	16/29	2	393

Score by Periods	1	2	3	4	OT	TOT
Saints	37	109	96	69	0	311
Opponents	87	143	70	93	0	393

SCORING	TD	Ru	Pa	Rt	PAT	FG	S	TP
Dempsey	0	0	0	0	33/35	22/41	0	99
Livingston	8	5	3	0	0	0	0	48
Abramowicz	7	0	7	0	0	0	0	42
Wheelwright	5	4	1	0	0	0	0	30
Poage	4	0	4	0	0	0	0	24
Parks	3	0	3	0	0	0	0	18
Baker	2	1	1	0	0	0	0	12
Shy	2	1	1	0	0	0	0	12
Barrington	1	1	0	0	0	0	0	6
Dodd	1	0	1	0	0	0	0	6
Hester	1	0	1	0	0	0	0	6
Preece	1	0	0	1	0	0	0	6
Saints	35	12	22	1	33/35	22/41	1	311
Opponents	49	15	32	2	47/49	16/29	2	393

SCORING	TD	Ru	Pa	Rt	PAT	FG	S	TP
Dempsey	0	0	0	0	33/35	22/41	0	99
Livingston	8	5	3	0	0	0	0	48
Abramowicz	7	0	7	0	0	0	0	42
Wheelwright	5	4	1	0	0	0	0	30
Poage	4	0	4	0	0	0	0	24
Parks	3	0	3	0	0	0	0	18
Baker	2	1	1	0	0	0	0	12
Shy	2	1	1	0	0	0	0	12
Barrington	1	1	0	0	0	0	0	6
Dodd	1	0	1	0	0	0	0	6
Hester	1	0	1	0	0	0	0	6
Preece	1	0	0	1	0	0	0	6
Saints	35	12	22	1	33/35	22/41	1	311
Opponents	49	15	32	2	47/49	16/29	2	393

SCORING	TD	Ru	Pa	Rt	PAT	FG	S	TP
Dempsey	0	0	0	0	33/35	22/41	0	99
Livingston	8	5	3	0	0	0	0	48
Abramowicz	7	0	7	0	0	0	0	42
Wheelwright	5	4	1	0	0	0	0	30
Poage	4	0	4	0	0	0	0	24
Parks	3	0	3	0	0	0	0	18
Baker	2	1	1	0	0	0	0	12
Shy	2	1	1	0	0	0	0	12
Barrington	1	1	0	0	0	0	0	6
Dodd	1	0	1	0	0	0	0	6
Hester	1	0	1	0	0	0	0	6
Preece	1	0	0	1	0	0	0	6
Saints	35	12	22	1	33/35	22/41	1	311
Opponents	49	15	32	2	47/49	16/29	2	393

SCORING	TD	Ru	Pa	Rt	PAT	FG	S	TP
Dempsey	0	0	0	0	33/35	22/41	0	99
Livingston	8	5	3	0	0	0	0	48
Abramowicz	7	0	7	0	0	0	0	42
Wheelwright	5	4	1	0	0	0	0	30
Poage	4	0	4	0	0	0	0	24
Parks	3	0	3	0	0	0	0	18
Baker	2	1	1	0	0	0	0	12
Shy	2	1	1	0	0	0	0	12
Barrington	1	1	0	0	0	0	0	6
Dodd	1	0	1	0	0	0	0	6
Hester	1	0	1	0	0	0	0	6
Preece	1	0	0	1	0	0	0	6
Saints	35	12	22	1	33/35	22/41	1	311
Opponents	49	15	32	2	47/49	16/29	2	393

SCORING	TD	Ru	Pa	Rt	PAT	FG	S	TP
Dempsey	0	0	0	0	33/35	22/41	0	99
Livingston	8	5	3	0	0	0	0	48
Abramowicz	7	0	7	0	0	0	0	42
Wheelwright	5	4	1	0	0	0	0	30
Poage	4	0	4	0	0	0	0	24
Parks	3	0	3	0	0	0	0	18
Baker	2	1	1	0	0	0	0	12
Shy	2	1	1	0	0	0	0	12
Barrington	1	1	0	0	0	0	0	6
Dodd	1	0	1	0	0	0	0	6
Hester	1	0	1	0	0	0	0	6
Preece	1	0	0	1	0	0	0	6
Saints	35	12	22	1	33/35	22/41	1	311
Opponents	49	15	32	2	47/49	16/29	2	393

SCORING	TD	Ru	Pa	Rt	PAT	FG	S	TP
Dempsey	0	0	0	0	33/35	22/41	0	99
Livingston	8	5	3	0	0	0	0	48
Abramowicz	7	0	7	0	0	0	0	42
Wheelwright	5	4	1	0	0	0	0	30
Poage	4	0	4	0	0	0	0	24
Parks	3	0	3	0	0	0	0	18
Baker	2	1	1	0	0	0	0	12
Shy	2	1	1	0	0	0	0	12
Barrington	1	1	0	0	0	0	0	6
Dodd	1	0	1	0	0	0	0	6
Hester	1	0	1	0	0	0	0	6
Preece	1	0	0	1	0	0	0	6
Saints	35	12	22	1	33/35	22/41	1	311
Opponents	49	15	32	2	47/49	16/29	2	393

SCORING	TD	Ru	Pa	Rt	PAT	FG	S	TP
Dempsey	0	0	0	0	33/35	22/41	0	99
Livingston	8	5	3	0	0	0	0	48
Abramowicz	7	0	7	0	0	0	0	42
Wheelwright	5	4	1	0	0	0	0	30
Poage	4	0	4	0	0	0	0	24
Parks	3	0	3	0	0	0	0	18
Baker	2	1	1	0	0	0	0	12
Shy	2	1	1	0	0	0	0	12
Barrington	1	1	0	0	0	0	0	6
Dodd	1	0	1	0	0	0	0	6
Hester	1	0	1	0	0	0	0	6
Preece	1	0	0	1	0	0	0	6
Saints	35	12	22	1	33/35	22/41	1	311
Opponents	49	15	32	2	47/49	16/29	2	393

SCORING	TD	Ru	Pa	Rt	PAT	FG	S	TP
Dempsey	0	0	0	0	33/35	22/41	0	99
Livingston	8	5	3	0	0	0	0	48
Abramowicz	7	0	7	0	0	0	0	42
Wheelwright	5	4	1	0	0	0	0	30
Poage	4	0	4	0	0	0	0	24
Parks	3	0	3	0	0	0	0	18
Baker	2	1	1	0	0	0	0	12
Shy	2	1	1	0	0	0	0	12
Barrington	1	1	0	0	0	0	0	6
Dodd	1	0	1	0	0	0	0	6
Hester	1	0	1	0	0	0	0	6
Preece	1	0	0	1	0	0	0	6
Saints	35	12	22	1	33/35	22/41	1	311
Opponents	49	15	32	2	47/49	16/29	2	393

Looney	1	0	0
Saints	453	245	3215
Opponents	382	200	3382



1973 SAINTS STATISTICS

Record: 5-9, Finish: 3rd-NFC West

Date	W/L	Score	Opponent	Attendance	SACKS: Saints 24.0, Opp. 37.0	KICKOFF RET	No	Yds	Avg	LG	TD
9/16	L	7-62	Atlanta	66,428		Stevens	26	590	22.7	48	0
9/24	L	3-40	at Dallas	52,715		Profit	7	144	20.6	26	0
9/30	L	10-14	at Baltimore	52,293		Lawson	7	118	16.9	27	0
10/7	W	21-16	Chicago	56,561		Fink	5	81	16.2	24	0
10/14	W	20-13	Detroit	57,810		Jackson	1	0	0.0	0	0
10/21	L	0-40	at San Francisco	52,881		D. Moore	1	14	14.0	14	0
10/28	W	19-3	Washington	66,315		Saints	47	947	20.1	48	0
11/4	W	13-0	Buffalo	74,770		Opponents	33	724	21.9	37	0
11/11	L	7-29	at Los Angeles	70,358							
11/18	L	14-17	at San Diego	34,848							
11/25	L	13-24	Los Angeles	67,192							
12/2	L	10-30	at Green Bay (Mil.)	46,092							
12/9	W	16-10	San Francisco	62,490							
12/16	L	10-14	at Atlanta	34,147							

TEAM STATISTICS	N.O.	OPP.
TOTAL FIRST DOWNS	207	271
Rushing	100	131
Passing	88	119
Penalty	19	21
3rd Down: Made/Att.	61/204	70/194
3rd Down: Pct.	29.9	36.1
4th Down: Made/Att.	0/0	0/1
4th Down: Pct.	0.0	0.0

POSSESSION AVG.	N.O.	OPP.
TOTAL NET YARDS	3501	4580
Avg. Per Game	250.1	327.1
Total Plays	872	917
Avg. Per Play	4.0	5.0
NET YARDS RUSHING	1842	2402
Avg. Per Game	131.6	171.6
Total Rushes	497	556
NET YARDS PASSING	1659	2178
Avg. Per Game	118.5	155.6
Sacked/Yards Lost	37/242	24/155
Gross Yards	1901	2333
Att./Completions	338/163	337/176
Completion Pct.	48.2	52.2
Had Intercepted	17	16

INTERCEPTIONS	No	Yds	Avg	LG	TD
Jackson	3	280	9.3	23	0
Myers	3	33	11.0	20	0
Merlo	3	25	8.3	16	0
Lee	3	23	7.7	12	0
Owens	1	3	3.0	3	0
Federspiel	1	1	1.0	1	0
Newsome	1	1	1.0	1	0
D. Moore	1	0	0.0	0	0
Saints	16	126	7.9	23	0
Opponents	17	280	16.5	65	3

PUNTS/AVERAGE	81/41.7	63/44.5
NET PUNTING AVG.	81/33.2	63/40.1
PENALTIES/YARDS	58/516	69/751
FUMBLES/BALL LOST	34/17	32/14
TOUCHDOWNS	16	36
Rushing	5	17
Passing	11	15
Returns	0	4

Score by Periods	1	2	3	4	OT	TOT
Saints	27	55	47	34	0	163
Opponents	39	90	100	83	0	312

SCORING	TD	Ru	Pa	Rt	PAT	FG	S	TP
McClard	0	0	0	0	9/9	13/24	0	48
Dunbar	4	0	4	0	0	0	0	24
Newland	4	0	4	0	0	0	0	24
Feller	0	0	0	0	7/7	4/12	0	19
Butler	3	1	2	0	0	0	0	18
Beasley	1	0	1	0	0	0	0	6
Manning	2	2	0	0	0	0	0	12
Stevens	2	2	0	0	0	0	0	12
Saints	16	5	11	0	16/16	17/36	0	163
Opponents	36	17	15	4	35/36	19/34	2	312

PASSING	Att	Cmp	Yds	Cmp%	Yds/Att	TD	TD%	Int	Int%	Long	Sk/Yds	Rating
Manning	267	140	1642	52.4	6.15	10	3.7	12	4.5	65	28/177	65.2
Scott	54	18	245	33.3	4.54	1	1.9	3	5.6	42	4/29	31.8
Davis	17	5	14	29.4	0.82	0	0.0	2	11.8	14	0/0	0.0
Saints	338	163	1901	48.2	5.62	11	3.3	17	5.0	65	37/242	55.6
Opponents	337	176	2333	52.2	6.92	15	4.5	16	4.7	54	24/155	69.5



1974 SAINTS STATISTICS

Record: 5-9, Finish: 3rd-NFC West

Date	W/L	Score	Opponent	Attendance	SACKS: Saints 37.0, Opp. 37.0	KICKOFF RET	No	Yds	Avg	LG	TD
9/15	L	13-17	San Francisco	65,071		Stevens	33	749	22.7	41	0
9/22	L	0-24	at Los Angeles	64,178		Phillips	7	124	17.7	27	0
9/29	W	14-13	Atlanta	62,273		Coleman	2	13	6.5	9	0
10/6	L	10-24	at Chicago	45,818		Federspiel	2	20	10.0	12	0
10/13	L	17-33	at Denver	51,831		Middleton	2	18	9.0	11	0
10/20	W	13-3	at Atlanta	47,217		Butler	1	12	12.0	12	0
10/27	W	14-10	Philadelphia	64,257		Davis	1	14	14.0	14	0
11/3	L	14-19	at Detroit	43,256		Jackson	1	27	27.0	27	0
11/10	L	0-21	Miami	74,289		Kingree	1	22	22.0	22	0
11/17	W	20-7	Los Angeles	57,287		Lawson	1	20	20.0	20	0
11/25	L	7-28	Pittsburgh	71,907		Schmidt	1	23	23.0	23	0
12/1	L	9-29	at Minnesota	44,202		Spencer	1	-2	-2.0	-2	0
12/8	W	14-0	St. Louis	57,152		Saints	53	1040	19.6	41	0
12/15	L	21-35	at San Francisco	40,418		Opponents	40	894	22.4	52	0

TEAM STATISTICS	N.O.	OPP.
TOTAL FIRST DOWNS	233	226
Rushing	117	104
Passing	91	105
Penalty	25	17
3rd Down: Made/Att.	66/191	56/165
3rd Down: Pct.	34.6	33.9
4th Down: Made/Att.	5/9	5/8
4th Down: Pct.	55.6	62.5

POSSESSION AVG.	N.O.	OPP.
TOTAL NET YARDS	3744	3797
Avg. Per Game	267.4	271.2
Total Plays	929	853
Avg. Per Play	4.0	4.5
NET YARDS RUSHING	1983	1758
Avg. Per Game	141.6	125.6
Total Rushes	503	447
NET YARDS PASSING	1761	2039
Avg. Per Game	125.3	145.6
Sacked/Yards Lost	37/276	37/291
Gross Yards	2037	2330
Att./Completions	389/185	369/193
Completion Pct.	47.6	52.3
Had Intercepted	21	16

INTERCEPTIONS	No	Yds	Avg	LG	TD
Jackson	4	53	13.3	28	0
Schmidt	4	27	6.8	24	1
Myers	3	43	14.3	21	0
Colman	1	17	17.0	17	0
Fuller	1	16	16.0	16	0
Farasopoulos	1	14	14.0	14	0
Federspiel	1	9	9.0	9	0
J. Moore	1	0	0.0	0	0
Saints	16	179	11.2	28	1
Opponents	21	258	12.3	39	2

PUNTING	No	Yds	Avg	Net TB120	LG	B
Blanchard	88	3704	42.1	30.4	7	71
Gibbs	3	99	33.0	28.3	0	35
Saints	91	3803	41.8	30.3	7	71
Opponents	77	3274	42.5	35.3	7	67

Score by Periods	1	2	3	4	OT	TOT
Saints	30	64	34	38	0	166
Opponents	72	89	33	69	0	263

SCORING	TD	Ru	Pa	Rt	PAT	FG	S	TP
McClard	0	0	0	0	19/20	9/16	0	46
Parker	4	0	4	0	0	0	0	24
Seal	4	1	3	0	0	0	0	24
Maxson	3	2	1	0	0	0	0	18
Newland	2	2	0	0	0	0	0	12
Phillips	2	2	0	0	0	0	0	12
Cipa	1	1	0	0	0	0	0	6
Manning	1	1	0	0	0	0	0	6
McNeill	1	1	0	0	0	0	0	6
Schmidt	1	0	0	1	0	0	0	6
Stevens	1	1	0	0	0	0	0	6
Saints	20	9	10	1	19/20	9/16	0	166
Opponents	34	11	17	6	29/31	10/17	0	263

PUNT RET	Ret	FC	Yds	Avg	LG	TD
Stevens	37	7	376	10.2	40	0
Farasopoulos	3	0	36	12.0	18	0
Jackson	2	0	3	1.5	3	0
McNeill	1	0	0	0.0	0	0
Saints	43	7	415	9.7	40	0
Opponents	59	1	906	15.4	72	2

PASSING	Att	Cmp	Yds	Cmp%	Yds/Att	TD	TD%	Int	Int%	Long	Sk/Yds	Rating
Manning	261	134	1429	51.3	5.48	6	2.3	16	6.1	79	26/172	49.8
Scott	71	31	366	43.7	5.15	4	5.6	4	5.6	36	6/62	55.3
Cipa	55	20	242	36.4	4.40	0	0.0	0	0.0	30	4/36	50.7
McClard	1	0	0	0.0	0.00	0	0.0	1	100.0	0	0/0	0.0
Parker	1	0	0	0.0	0.00	0	0.0	0	0.0	0	1/6	39.6
Saints	389	185	2037	47.6	5.24	10	2.6	21	5.4	79	37/276	49.6
Opponents	369	193	2330	52.3	6.31	17	4.6	16	4.3	57	37/291	69.3



1975 SAINTS STATISTICS

Record: 2-12, Finish: 4th-NFC West

Date	W/L	Score	Opponent	Attendance
9/21	L	3-41	at Washington	54,414
9/28	L	0-21	Cincinnati	52,531
10/5	L	7-14	at Atlanta	29,444
10/12	W	20-19	Green Bay	51,371
10/19	L	21-35	at San Francisco	39,990
10/26	L	14-38	at Los Angeles	54,723
11/2	W	23-7	Atlanta	49,342
11/9	L	10-48	at Oakland	51,267
11/16	L	7-20	Minnesota	52,765
11/23	L	6-16	San Francisco	40,328
11/30	L	16-17	at Cleveland	44,753
12/7	L	7-14	Los Angeles	39,358
12/14	L	14-28	at N.Y. Giants	40,150
12/21	L	17-42	Chicago	33,371

TEAM STATISTICS	N.O.	OPP.
TOTAL FIRST DOWNS	215	251
Rushing	109	105
Passing	82	125
Penalty	24	21
3rd Down: Made/Att.	74/215	92/207
3rd Down: Pct.	34.4	44.4
4th Down: Made/Att.	0/0	0/0
4th Down: Pct.	0.0	0.0

POSSESSION AVG.	TOTAL NET YARDS
Avg. Per Game	227.6
Total Plays	908
Avg. Per Play	3.5
NET YARDS RUSHING	1642
Avg. Per Game	117.3
Total Rushes	463

NET YARDS PASSING	NET YARDS RUSHING
Avg. Per Game	110.4
Sacked/Yards Lost	53/416
Gross Yards	1961
Att./Completions	392/181
Completion Pct.	46.2
Had Intercepted	24

PUNTS/AVERAGE	NET PUNTING AVG.
92/41.0	75/42.7
92/32.3	75/34.9
PENALTIES/YARDS	71/527
FUMBLES/BALL LOST	33/16
TOUCHDOWNS	19
Rushing	9
Passing	8
Returns	2

Score by Periods	1	2	3	4	OT	TOT
Saints	16	48	40	61	0	165
Opponents	97	97	60	106	0	360

SCORING	TD	Ru	Pa	Rt	PAT	FG	S	TP
Szaro	0	0	0	0	17/17	10/16	0	47
McNeill	4	2	2	0	0	0	24	0
Maxson	3	3	0	0	0	0	18	0
Burton	2	0	2	0	0	0	12	0
Parker	2	0	2	0	0	0	12	0
Strachan	2	2	0	0	0	0	12	0
Chambers	1	0	0	1	0	0	6	0
Herrmann	1	0	1	0	0	0	6	0
Jones	1	1	0	0	0	0	6	0
Manning	1	1	0	0	0	0	6	0
Myers	1	0	0	1	0	0	6	0
Seal	1	0	1	0	0	0	6	0
McClard	0	0	0	0	1/1	1/5	0	4
Saints	19	9	8	2	18/18	11/21	0	165
Opponents	48	15	25	8	44/48	8/12	2	360

SCORING	TD	Ru	Pa	Rt	PAT	FG	S	TP
Szaro	0	0	0	0	25/29	18/23	0	79
Galbreath	8	7	1	0	0	0	48	0
Childs	4	1	3	0	0	0	24	0
Burton	2	0	2	0	0	0	12	0
Douglass	2	0	2	0	0	0	12	0
Merlo	2	0	2	0	0	0	12	0
Muncie	2	2	0	0	0	0	12	0
Strachan	2	2	0	0	0	0	12	0
Capone	1	0	0	1	0	0	6	0
Maxson	1	0	0	1	0	0	6	0
Myers	1	0	0	1	0	0	6	0
Owens	1	0	0	1	0	0	6	0
Price	1	0	0	1	0	0	6	0
Scott	1	1	0	0	0	0	6	0
Thaxton	1	0	1	0	0	0	6	0
Saints	29	16	8	5	25/29	18/23	0	253
Opponents	44	22	18	4	36/44	14/17	2	346

SCORING	TD	Ru	Pa	Rt	PAT	FG	S	TP
Szaro	0	0	0	0	25/29	18/23	0	79
Galbreath	8	7	1	0	0	0	48	0
Childs	4	1	3	0	0	0	24	0
Burton	2	0	2	0	0	0	12	0
Douglass	2	0	2	0	0	0	12	0
Merlo	2	0	2	0	0	0	12	0
Muncie	2	2	0	0	0	0	12	0
Strachan	2	2	0	0	0	0	12	0
Capone	1	0	0	1	0	0	6	0
Maxson	1	0	0	1	0	0	6	0
Myers	1	0	0	1	0	0	6	0
Owens	1	0	0	1	0	0	6	0
Price	1	0	0	1	0	0	6	0
Scott	1	1	0	0	0	0	6	0
Thaxton	1	0	1	0	0	0	6	0
Saints	29	16	8	5	25/29	18/23	0	253
Opponents	44	22	18	4	36/44	14/17	2	346

SCORING	TD	Ru	Pa	Rt	PAT	FG	S	TP
Szaro	0	0	0	0	25/29	18/23	0	79
Galbreath	8	7	1	0	0	0	48	0
Childs	4	1	3	0	0	0	24	0
Burton	2	0	2	0	0	0	12	0
Douglass	2	0	2	0	0	0	12	0
Merlo	2	0	2	0	0	0	12	0
Muncie	2	2	0	0	0	0	12	0
Strachan	2	2	0	0	0	0	12	0
Capone	1	0	0	1	0	0	6	0
Maxson	1	0	0	1	0	0	6	0
Myers	1	0	0	1	0	0	6	0
Owens	1	0	0	1	0	0	6	0
Price	1	0	0	1	0	0	6	0
Scott	1	1	0	0	0	0	6	0
Thaxton	1	0	1	0	0	0	6	0
Saints	29	16	8	5	25/29	18/23	0	253
Opponents	44	22	18	4	36/44	14/17	2	346

SCORING	TD	Ru	Pa	Rt	PAT	FG	S	TP
Szaro	0	0	0	0	25/29	18/23	0	79
Galbreath	8	7	1	0	0	0	48	0
Childs	4	1	3	0	0	0	24	0
Burton	2	0	2	0	0	0	12	0
Douglass	2	0	2	0	0	0	12	0
Merlo	2	0	2	0	0	0	12	0
Muncie	2	2	0	0	0	0	12	0
Strachan	2	2	0	0	0	0	12	0
Capone	1	0	0	1	0	0	6	0
Maxson	1	0	0	1	0	0	6	0
Myers	1	0	0	1	0	0	6	0
Owens	1	0	0	1	0	0	6	0
Price	1	0	0	1	0	0	6	0
Scott	1	1	0	0	0	0	6	0
Thaxton	1	0	1	0	0	0	6	0
Saints	29	16	8	5	25/29	18/23	0	253
Opponents	44	22	18	4	36/44	14/17	2	346

SCORING	TD	Ru	Pa	Rt	PAT	FG	S	TP
Szaro	0	0	0	0	25/29	18/23	0	79
Galbreath	8	7	1	0	0	0	48	0
Childs	4	1	3	0	0	0	24	0
Burton	2	0	2	0	0	0	12	0
Douglass	2	0	2	0	0	0	12	0
Merlo	2	0	2	0	0	0	12	0
Muncie	2	2	0	0	0	0	12	0
Strachan	2	2	0	0	0	0	12	0
Capone	1	0	0	1	0	0	6	0
Maxson	1	0	0	1	0	0	6	0
Myers	1	0	0	1	0	0	6	0
Owens	1	0	0	1	0	0	6	0
Price	1	0	0	1	0	0	6	0
Scott	1	1	0	0	0	0	6	0
Thaxton	1	0	1	0	0	0	6	0
Saints	29	16	8	5	25/29	18/23	0	253
Opponents	44	22	18	4	36/44	14/17	2	346

SCORING	TD	Ru	Pa	Rt	PAT	FG	S	TP
Szaro	0	0	0	0	25/29	18/23	0	79
Galbreath	8	7	1	0	0	0	48	0
Childs	4	1	3	0	0	0	24	0
Burton	2	0	2	0	0	0	12	0
Douglass	2	0	2	0	0	0	12	0
Merlo	2	0	2	0	0	0	12	0
Muncie	2	2	0	0	0	0	12	0
Strachan	2	2	0	0	0	0	12	0
Capone	1	0	0	1	0	0	6	0
Maxson	1	0	0	1	0	0	6	0
Myers	1	0	0	1	0	0	6	0
Owens	1	0	0	1	0	0	6	0
Price	1	0	0	1	0	0	6	0
Scott	1	1	0	0	0	0	6	0
Thaxton	1	0	1	0	0	0	6	0
Saints	29	16	8	5	25/29	18/23	0	253
Opponents	44	22	18	4	36/44	14/17	2	346

SCORING	TD	Ru	Pa	Rt	PAT	FG	S	TP
Szaro	0	0	0	0	25/29	18/23	0	79
Galbreath	8	7	1	0	0	0	48	0
Childs	4	1	3	0	0	0	24	0
Burton	2	0	2	0	0	0	12	0
Douglass	2	0	2	0	0	0	12	0
Merlo	2	0	2	0	0	0	12	0
Muncie	2	2	0	0	0	0	12	0
Strachan	2	2	0	0	0	0	12	0
Capone	1	0	0	1	0	0	6	0
Maxson	1	0	0	1	0	0	6	0
Myers	1	0	0	1	0	0	6	0
Owens	1	0	0	1	0	0	6	0
Price	1	0	0	1	0	0	6	0
Scott	1	1	0	0	0	0	6	0
Thaxton	1	0	1	0	0	0	6	0
Saints	29	16	8	5	25/29	18/23	0	253
Opponents	44	22	18	4	36/44	14/17	2	346

SCORING	TD	Ru	Pa	Rt	PAT	FG	S	TP
Szaro	0	0	0	0	25/29	18/23	0	79
Galbreath	8	7	1	0	0	0	48	0
Childs	4	1	3	0	0	0	24	0
Burton	2	0	2	0	0	0	12	0
Douglass	2	0	2	0	0	0	12	0
Merlo	2	0	2	0	0	0	12	0
Muncie	2	2	0	0	0	0	12	0
Strachan	2	2	0	0	0	0	12	0
Capone	1	0	0	1	0	0	6	0
Maxson	1	0	0	1	0	0	6	0
Myers	1	0	0	1	0	0	6	0
Owens	1	0	0	1	0	0	6	0
Price	1	0	0	1	0	0	6	0
Scott	1	1	0	0	0	0	6	0
Thaxton	1	0	1	0	0	0	6	0



1977 SAINTS STATISTICS

Record: 3-11, Finish: 4th-NFC West

Date	W/L	Score	Opponent	Attendance	SACKS: Saints 27.0, Opp. 46.0
9/18	L	20-24	Green Bay	56,250	
9/25	L	19-23	at Detroit	51,548	
10/2	W	42-24	at Chicago	51,488	
10/9	L	0-14	San Diego	53,942	
10/16	L	7-14	at Los Angeles	46,045	
10/23	L	31-49	at St. Louis	48,417	
10/30	W	27-26	Los Angeles	59,023	
11/6	L	7-28	at Philadelphia	53,482	
11/13	L	7-10	San Francisco	41,564	
11/20	W	21-20	Atlanta	43,135	
11/27	L	17-20	at San Francisco	33,702	
12/4	L	13-16	N.Y. Jets	40,464	
12/11	L	14-33	Tampa Bay	40,124	
12/18	L	7-35	at Atlanta	36,895	

TEAM STATISTICS	N.O.	OPP.	RECEIVING	No	Yds	Avg	LG	TD
TOTAL FIRST DOWNS	223	272						
Rushing	115	153						
Passing	96	103						
Penalty	12	16						
3rd Down: Made/Att.	71/201	89/215						
3rd Down: Pct.	35.3	41.4						
4th Down: Made/Att.	0/0	0/0						
4th Down: Pct.	0.0	0.0						
POSSESSION AVG.	27:33	32:27						
TOTAL NET YARDS	3597	4622						
Avg. Per Game	256.9	330.1						
Total Plays	851	940						
Avg. Per Play	4.2	4.9						
NET YARDS RUSHING	2024	2729						
Avg. Per Game	144.6	194.9						
Total Rushes	484	623						
NET YARDS PASSING	1573	1893						
Avg. Per Game	112.4	135.2						
Sacked/Yards Lost	46/360	27/234						
Gross Yards	1933	2127						
Att./Completions	321/166	290/154						
Completion Pct.	51.7	53.1						
Had Intercepted	21	10						
PUNTS/AVERAGE	87/41.0	75/38.8						
NET PUNTING AVG.	87/31.6	75/32.9						
PENALTIES/YARDS	86/794	104/972						
FUMBLES/BALL LOST	20/11	29/15						
TOUCHDOWNS	31	42						
Rushing	14	21						
Passing	13	15						
Returns	4	6						

Score by Periods	1	2	3	4	OT	TOT
Saints	20	105	38	69	0	232
Opponents	69	111	62	91	3	336

SCORING	TD	Ru	Pa	Ret	PAT	FG	S	TP
Childs	9	0	0	0	0	0	0	54
Szaro	0	0	0	0	0	29/31	5/12	0
Muncie	7	6	1	0	0	0	0	42
Manning	5	5	0	0	0	0	0	30
Galbreath	3	3	0	0	0	0	0	18
Chapman	1	0	0	1	0	0	0	6
Gilliam	1	0	1	0	0	0	0	6
Grooms	1	0	1	0	0	0	0	6
Merlo	1	0	0	1	0	0	0	6
Myers	1	0	0	1	0	0	0	6
Pollard	1	0	0	1	0	0	0	6
Thaxton	1	0	1	0	0	0	0	6
Saints	31	14	13	4	29/31	5/12	1	232
Opponents	42	21	15	6	39/41	15/24	0	336

PASSING	Att	Cmp	Yds	Cmp%	Yds/Att	TD	TD%	Int	Int%	Long	Sk/Yds	Rating
Manning	205	113	1284	55.1	6.26	8	3.9	9	4.4	59t	36/288	68.8
Scott	82	36	516	43.9	6.29	3	3.7	8	9.8	53t	5/43	37.5
Douglass	31	16	130	51.6	4.19	1	3.2	3	9.7	31	5/29	33.7
Blanchard	3	1	3	33.3	1.00	1	33.3	1	33.3	3t	0/0	42.4
Saints	321	166	1933	51.7	6.02	13	4.0	21	6.5	59t	46/360	56.5
Opponents	290	154	2127	53.1	7.33	15	5.2	10	3.4	58	27/234	79.8

1978 SAINTS STATISTICS

Record: 7-9, Finish: 3rd-NFC West

Date	W/L	Score	Opponent	Attendance	SACKS: Saints 33.0, Opp. 37.0
9/3	W	31-24	Minnesota	54,187	
9/10	L	17-28	at Green Bay (Mil.)	54,336	
9/17	L	17-24	Philadelphia	49,242	
9/24	W	20-18	at Cincinnati	40,455	
10/1	L	20-26	Los Angeles	61,559	
10/8	L	16-24	Cleveland	50,158	
10/15	W	14-7	at San Francisco	37,671	
10/22	W	10-3	at Los Angeles	47,574	
10/29	W	28-17	N.Y. Giants	58,807	
11/5	L	14-20	at Pittsburgh	48,526	
11/12	L	17-20	Atlanta	70,323	
11/19	L	7-27	at Dallas	57,920	
11/26	L	17-20	at Atlanta	55,521	
12/3	W	24-13	San Francisco	50,068	
12/10	L	12-17	Houston	63,169	
12/17	W	17-10	at Tampa Bay	51,207	

TEAM STATISTICS	N.O.	OPP.	RECEIVING	No	Yds	Avg	LG	TD
TOTAL FIRST DOWNS	295	286						
Rushing	119	129						
Passing	154	130						
Penalty	22	27						
3rd Down: Made/Att.	88/232	94/238						
3rd Down Pct.	37.9	39.5						
4th Down: Made/Att.	0/0	0/0						
4th Down Pct.	0.0	0.0						
POSSESSION AVG.	30:28	29:32						
TOTAL NET YARDS	4996	4884						
Avg. Per Game	312.3	305.3						
Total Plays	1028	1025						
Avg. Per Play	4.9	4.8						
NET YARDS RUSHING	1845	2420						
Avg. Per Game	115.3	151.3						
Total Rushes	512	574						
NET YARDS PASSING	3151	2464						
Avg. Per Game	196.9	154.0						
Sacked/Yards Lost	37/301	33/236						
Gross Yards	3452	2700						
Att./Completions	479/294	418/215						
Completion Pct.	61.4	51.4						
Had Intercepted	16	21						
PUNTS/AVERAGE	86/41.1	71/40.2						
NET PUNTING AVG.	86/32.5	71/35.3						
PENALTIES/YARDS	104/1044	103/929						
FUMBLES/BALL LOST	32/15	37/20						
TOUCHDOWNS	35	33						
Rushing	17	9						
Passing	17	21						
Returns	1	3						

Score by Periods	1	2	3	4	OT	TOT
Saints	54	102	37	88	0	281
Opponents	60	98	47	93	0	298

SCORING	TD	Ru	Pa	Ret	PAT	FG	S	TP	Saints	36	14	242	6.7	32					
Galbreath	7 <td>5<td>2<td>0<td>0/1</td><td>0/0</td><td>0</td><td>42</td><td>Opponents</td><td>59</td><td>4</td><td>539</td><td>9.1</td><td>55</td></td></td></td>	5 <td>2<td>0<td>0/1</td><td>0/0</td><td>0</td><td>42</td><td>Opponents</td><td>59</td><td>4</td><td>539</td><td>9.1</td><td>55</td></td></td>	2 <td>0<td>0/1</td><td>0/0</td><td>0</td><td>42</td><td>Opponents</td><td>59</td><td>4</td><td>539</td><td>9.1</td><td>55</td></td>	0 <td>0/1</td> <td>0/0</td> <td>0</td> <td>42</td> <td>Opponents</td> <td>59</td> <td>4</td> <td>539</td> <td>9.1</td> <td>55</td>	0/1	0/0	0	42	Opponents	59	4	539	9.1	55					
Muncie	7	7	0	0	0	0	0	42	KICKOFF RET						No	Yds	Avg	LG	TD
Mike-Mayer	0	0	0	0	18/18	6/13	0	36	Chandler	32	760	23.8		38	0				
Childs	4	0	4	0	0	0	0	24	Mauli	17	398	22.8		39	0				
Ik. Harris	4	4	0	0	0	0	0	24	Chapman	9	149	16.6		28	0				
Strachan	4	0	4	0	0	0	0	24	Schwartz	3	51	17.0		19	0				
Szaro	0	0	0	0	9/9	4/6	0	21	Hardy	2	3	1.5		3	0				
Chandler	2	0	2	0	0	0	0	12	Holmes	1	18	18.0		18	0				
Mauli	2	0	2	0	0	0	0	12	Rice	1	15	15.0		15	0				
Owens	2	0	2	0	0	0	0	12	Saints	65	1384	21.3		39	0				
Leyboldt	0	0	0	0	4/5	2/3	0	10	Opponents	53	1035	19.5		56	0				
Hardy	1	0	1	0	0	0	0	6											
Manning	1	1	0	0	0	0	0	6											
Myers	1	0	0	1	0	0	0	6											
Jurich	0	0	0	0	2/2	0/3	0	2											
Saints	35	17	1	33/35	12/25	1	281												
Opponents	33	9	21	3	32/33	22/33	1	298											

PASSING	Att	Cmp	Yds	Cmp%	Yds/Att	TD	TD%	Int	Int%	Long	Sk/Yds	Rating
Manning	471	291	3416	61.8	7.25	17	3.6	16	3.4	71t	37/301	81.7
Scott	5	3	36	60.0	7.20	0	0.0	0	0.0	23	0/0	82.1
Ik. Harris	1	0	0	0.0	0.00	0	0.0	0	0.0	0	0/0	39.6
Muncie	1	0	0	0.0	0.00	0	0.0	0	0.0	0	0/0	39.6
Strachan	1	0	0	0.0	0.00	0	0.0	0	0.0	0	0/0	39.6
Saints	479	294	3452	61.4	7.21	17	3.5	16	3.3	71t	37/301	81.2
Opponents	418	215	2700	51.4	6.46	21	5.0	21	5.0	80t	33/236	67.7

1981 SAINTS STATISTICS

Record: 4-12, Finish: 4th-NFC West

Date	W/L	Score	Opponent	Attendance	SACKS: Saints 27.0, Opp. 41.0						KICKOFF RET				No	Yds	Avg	LG	TD
9/6	L	0-27	at Atlanta	57,406							W. Wilson	31	722	23.3	57	0			
9/13	W	23-17	Los Angeles	62,063	RUSHING	No	Yds	Avg	LG	TD	J. Rogers	28	621	22.2	44				
9/20	L	7-20	at N.Y. Giants	69,814	G. Rogers	378	1674	4.4	79t	13	Groth	3	50	16.7	21	0			
9/27	L	14-21	at San Francisco	44,433	Holmes	58	194	3.3	11	2	Stauch	3	65	21.7	29	0			
10/4	L	6-20	Pittsburgh	54,578	Tyler	36	183	5.1	42	0	Brock	2	18	9.0	12	0			
10/11	L	14-31	Philadelphia	52,728	W. Wilson	44	137	3.1	13	1	Merkens	2	38	19.0	20	0			
10/18	L	17-20	at Cleveland	76,059	J. Rogers	9	37	4.1	15	0	Banks	1	9	9.0	9	0			
10/25	W	17-7	Cincinnati	46,336	Manning	2	28	14.0	15	0	Saints	70	1523	21.8	57	0			
11/1	L	10-41	Atlanta	63,637	Groth	2	27	13.5	28	0	Opponents	50	966	19.3	40	0			
11/8	W	21-13	at Los Angeles	61,068	Exleben	2	10	5.0	26	0									
11/15	L	10-20	at Minnesota	45,215	Stauch	2	6	3.0	5	0	FIELD GOALS	1-19	20-29	30-39	40-49	50+			
11/22	W	27-24	at Houston	49,581	D. Wilson	5	1	0.2	9	0	Ricardo	0/0	5/5	3/9	5/10	0/1			
11/29	L	14-31	Tampa Bay	62,209	Merkens	2	-1	-5.2	2	0	Saints	0/0	5/5	3/9	5/10	0/1			
12/6	L	3-30	at St. Louis	46,923	Caster	1	-3	-3.0	-3	0	Opponents	2/2	7/7	3/5	5/7	2/4			
12/13	L	7-35	Green Bay	45,518	Myers	2	-3	-1.5	6	0									
12/20	L	17-21	San Francisco	43,639	Scott	3	-4	-1.3	-1	0	Ricardo: (36B) (45G, 46G, 34G) () () (26G)								

TEAM STATISTICS	N.O.	OPP.	Opponents	504	1916	3.8	441	17	(28G, 51N) (32N, 35N) (24G) (41B, 46G, 42G) (44N) (44G, 37N, 48N) () (27G)
TOTAL FIRST DOWNS	280	303							
Rushing	126	127	RECEIVING	No	Yds	Avg	LG	TD	
Passing	124	161	Holmes	38	206	5.4	19	0	Opponents: (37N) (40G) (52N, 20G, 55G, 46N, 56N) () (25G, 43G) (22G, 38N, 49N)
Penalty	30	15	W. Wilson	31	384	12.4	55	4	(34G, 19G) () (25G, 22G) (44G, 24G) (35G, 19G) (44G, 51G) (41G, 31G, 44G) () ()
3rd Down: Made/Att.	91/225	94/209	Merkens	29	458	15.8	50	1	
3rd Down Pct.	40.45	45.0	Hardy	23	275	12.0	27	1	

4th Down Made/Att.	0/0	0/0	Tyler	23	135	5.9	18	0
4th Down Pct.	0.0	0.0	Groth	20	380	19.0	54	1
POSSESSION AVG.	31:19	28:41	Chandler	17	285	16.8	39	1
TOTAL NET YARDS	4705	5253	G. Rogers	16	126	7.9	25	0
Avg. Per Play	294.1	328.3	Thompson	6	81	13.5	25	0
Total Plays	1028	1002	Martini	8	72	9.0	15	0
Avg. Per Play	4.6	5.2	Brenner	7	143	20.4	34	0
NET YARDS RUSHING	2286	1916	Caster	7	108	15.4	31	0

1981 NFC WEST STANDINGS				
Saints Finish: 4th place				
	W	L	T	Pct.
San Francisco	13	3	0	.813
Atlanta	7	9	0	.438
Los Angeles	6	10	0	.375
New Orleans	4	12	0	.250

Avg. Per Game	142.9	119.8	B. Williams	5	30	10.0	13	0
Total Rushes	546	504	Ik. Harris	2	33	16.5	20	0
NET YARDS PASSING	2419	3337	Banks	2	18	9.0	12	0
Avg. Per Game	151.2	208.6	J. Rogers	2	12	6.0	9	0
Sacked/Yards Lost	41/359	27/241	Stauch	1	7	7.0	7	0
Gross Yards	2778	3578	Lafary	1	5	5.0	5	0
Att./Completions	441/238	471/287	Saints	238	2778	11.7	55	8
Completion Pct.	54.0	60.9	Opponents	287	3578	12.5	60	26

Had Intercepted	27	17							
PUNT/AVERAGE	66/40.5	69/44.1	INTERCEPTIONS	No	Yds	Avg	LG	TD	
NET PUNTING AVG.	66/34.4	69/35.6	Waymer	3	54	13.5	31	0	
PENALTIES/YARDS	109/909	118/1089	Wattelet	4	16	5.3	16	0	
FUMBLES/BALL LOST	40/20	31/17	Myers	2	70	35.0	54	0	
TOUCHDOWNS	24	46	Ray	1	33	33.0	0		
Rushing	16	17	Na'irne	1	18	18.0	18	0	
Passing	8	26	Kovach	1	13	13.0	13	0	
Returns	0	3	Redd	1	7	7.0	7	0	

Score by Periods	1	2	3	4	OT	TOT	Bordelon	1	3	3.0	3	0
Saints	51	57	44	55	0	207	Gary	1	0	0.0	0	0
Opponents	79	117	72	110	0	378	Poe	1	0	0.0	0	0
							Spivey	1	0	0.0	0	0

SCORING	TD	Ru	Pa	Rt	PAT	FG	S	TP	Saints	Opponents
G. Rogers	13	13	0	0			0	78	17	214
Ricardo	0	0	0	0	24/24	13/25	0	63	12.6	54
W. Wilson	5	1	4	0			0	30	17.7	53
Holmes	2	2	0	0			0	12		0
Chandler	1	0	1	0			0	6		1

PUNTING	No	Yds	Avg	Net	TB	LG	B
Exlebeen	66	2672	40.5	34.4	6	11	60
Saints	66	2672	40.5	34.4	6	11	60
Opponents	69	3045	44.1	35.6	8	11	61

Groth	1	0	1	0		0	6	PUNT RET	Ret	FC	Yds	Avg	LG	TD
Hardy	1	0	1	0		0	6	Groth	37	6	436	11.8	36	0
Merkens	1	0	1	0		0	6	Banks	2	0	0	0.0	0	0
Saints	24	16	8	0	24/24	13/25	0 207	Merkens	1	1	-12	-12.0	-12	0
Opponents	46	17	26	3	44/44	19/25	0 378	Poe	1	0	2	2.0	2	0
								Saints	41	7	426	10.4	36	0
								Opponents	36	13	282	7.8	52	0

PASSING	Att	Cmp	Yds	Cmp%	Yds/Att	TD	TD%	Int	Int%	Long	Sk/Yds	Rating
Manning	232	134	1447	57.8	6.24	5	2.2	11	4.7	55	21/164	63.6
D. Wilson	159	82	1058	6.66	6.66	1	0.6	11	6.9	50	46/151	46.1
Scott	46	20	245	43.5	5.33	1	2.2	5	10.9	31	7/72	28.2
Merikens	2	1	20	50.0	10.00	0	0.0	0	0.0	20	1/2	85.4
Myers	2	1	8	50.0	4.00	1	50.0	0	0.0	8t	0/0	100.0
Saints	441	238	2778	54.0	6.30	8	1.8	27	6.1	55	41/359	53.8
Opponents	471	287	3578	60.9	7.60	26	5.5	17	3.6	60t	27/241	87.9



1982 SAINTS STATISTICS

Record: 4-5, Finish: 2nd-NFC West

Date	W/L	Score	Opponent	Attendance	RUSHING	No	Yds	Avg	LG	TD	FIELD GOALS	1-19	20-29	30-39	40-49	50+
9/12	W	7-21	St. Louis	58,673	G. Rogers	122	535	4.4	38	3	Fritsch	1/1	1/2	0/1	2/3	0/0
9/19	W	10-0	at Chicago	56,600	Wilson	103	413	4.0	20	3	Andersen	0/0	0/0	1/1	1/3	0/1
11/21	W	27-17	Kansas City	39,341	J. Rogers	60	178	3.0	32	2	Erleben	0/0	0/1	0/0	0/0	0/0
11/28	W	23-20	at San Francisco	51,611	Gajan	19	77	4.1	12	0	Saints	1/1	1/3	1/2	3/6	0/1
12/5	L	10-13	Tampa Bay	61,709	Merkens	9	30	3.3	19	0	Opponents	0/0	2/2	2/3	4/4	1/3
12/12	L	0-35	at Atlanta	39,535	Tyler	10	21	2.1	11	0						
12/19	L	7-21	at Dallas	64,506	Holmes	2	8	4.0	5	0	Fritsch: () (40G) (19G, 42G) (27G) (33N) ()					
12/26	L	10-27	Washington	48,667	Thompson	1	2	2.0	2	0	(29B, 40N) () ()					
1/2	W	35-6	Atlanta	47,336	Groth	1	1	1.0	1	0						
					L. Scott	1	-4	-4.0	-4	0	Andersen: () () () () (45G, 60N) () (43N)					
					Stabler	3	-4	-1.3	0	0	(36G) (42N)					
TEAM STATISTICS				N.O.	OPP.											
TOTAL FIRST DOWNS				173	151											
Rushing				79	58											
Passing				76	81											
						Saints	331	1257	3.8	38	8					
						Opponents	255	974	3.8	40	8					
												Erleben: (25N) () () () () () () ()				

Penalty	18	12	RECEIVING			No	Yds	LG	TD	Team: (25N) (40G) (19G, 42G) (27G) (33N, 45G, 60N) () (29B, 40N, 43G) (36G) (42N)
3rd Down: Made/Att.	48/128	36/103	Groth	383	12.8	39	1			
3rd Down Pct.	37.5	35.0	Wilson	25	17.5	7.0	34	2		
4th Down: Made/Att.	6/11	3/3	L. Scott	17	25.1	14.8	36	0		
4th Down Pct.	54.5	100.0	Brenner	16	17.1	10.7	25	0		
POSSESSION AVG.	32:07	27:53	Duckett	12	196	16.3	31	2		
										Opponents: () (52N) (58N, 35G) (40G, 45G) (29G, 50G) (34N) () (36G, 45G) (40G, 29G)

[illegible]

Completion Pct.	55.2	60.8	INTERCEPTIONS	No	Yds	Avg	LG	TD
Had Intercepted	14	9	Gary	2	25	12.5	19	0
PUNTS/AVERAGE	46/43.0	51/41.1	Winston	2	-2	-1.0	0	0
NET PUNTING AVG.	46/35.2	51/36.7	Jackson	1	32	32.0	32	0
PENALTIES/YARDS	63/514	52/459	Hurley	1	26	26.0	26	0
FUMBLES/BALL LOST	17/10	23/13	Paul	1	14	14.0	14	0
TOUCHDOWNS	16	19	Ro. Lewis	1	12	12.0	12	0
Rushing	8	8	Nairne	1	1	1.0	1	0
Passing	8	11	Saints	9	108	12.0	32	0
Returns	0	0	Opponents	14	79	5.6	35	0

Score by Periods	1	2	3	4	OT	TOT	PUNTING	No	Yds	Avg	Net	TD	LG	B	
Saints	31	27	26	45	0	129	Exleiben	46	1976	43.0	35.2	6	6	60	0
Opponents	14	64	34	48	0	160	Saints	46	1976	43.0	35.2	6	6	60	0
							Opponents	51	2094	41.1	36.7	4	11	59	0

	TD	Ru	Pt	PA	PAT	FG	S	TP								
Wilson	5	3	2	0			0	30								
Fritsch	0	0	0	0	8/9	4/7	0	20		Groth	21	13	144	6.9	18	0
G. Rogers	3	3	0	0			0	18		Saints	21	13	144	6.9	18	0
Andersen	0	0	0	0	6/6	2/5	0	12		Opponents	29	4	239	8.2	19	0
Duckett	2	0	2	0			0	12								

Rogers	2	2	0	0	0	12	KICKOFF RET	No	Yds	Avg	LG	TD
Groth	1	0	1	0	0	6	Thompson	10	211	21.1	35	0
Hardy	1	0	1	0	0	6	Wilson	7	192	27.4	75	0
Hurley	1	0	0	0	0	6	Mault	5	93	18.6	22	0
Thompson	1	0	1	0	0	6	Duckett	2	39	19.5	25	0
Endebren	0	0	0	0	1/1	0/1	Gajan	1	18	18.0	18	0
Saints	16	8	8	0	15/16	6/13	J. Rogers	1	24	24.0	24	0
Opponents	19	8	11	0	19/19	9/12	Saints	26	577	22.2	75	0
							Opponents	20	388	19.4	30	0

SACKS: B. Clark 5.5, Jackson 4.5, Moore 4.0, Gary 3.0, Re. Lewis 3.0, Paul 3.0, Kovach 2.5, Wilks 2.0, Bordelon 1.0, Nairne 1.0, Warren 1.0, Winston 0.5, **Saints 31.0, Opp. 23.0**

PASSING	Att	Cmp	Yds	Cmp%	Yds/Att	TD	TD%	Int	Int%	Long	Sk/Yds	Rating
Stabler	189	117	1343	61.9	7.11	6	3.2	10	5.3	48	13/106	71.8
Merkens	49	18	186	36.7	3.80	1	2.0	2	4.1	37	8/49	38.3
Manning	7	3	14	43.0	0.43	0	0.0	2	28.6	3	2/18	0.0
Exelbreen	2	1	39	50.0	19.50	1	50.0	0	0.0	39	0/0	135.4
Holmes	1	0	0	0.0	0.00	0	0.0	0	0.0	0	0/0	39.6
Saints	248	137	1571	55.2	6.33	8	3.2	14	5.6	48	23/173	61.7
Opponents	245	149	1864	60.8	7.61	11	4.5	9	3.7	58	17/145	60.0

1982 NFC WEST STANDINGS				
Saints Finish: 2nd place				
	W	L	T	Pct.
Atlanta	5	4	0	.556
New Orleans	4	5	0	.444
San Francisco	3	6	0	.333
L.A. Rams	2	7	0	.222



1983 SAINTS STATISTICS

Record: 8-8, Finish: 3rd-NFC West

Date	W/L	Score	Opponent	Attendance
9/4	W	28-17	St. Louis	60,430
9/11	L	27-30	at L.A. Rams	45,572
9/18	W	34-31	Chicago	64,692
9/25	W	20-21	at Dallas	62,136
10/2	W	17-7	Miami	66,489
10/9	W	19-17	at Atlanta	51,654
10/16	L	13-32	San Francisco	68,154
10/23	W	24-21	at Tampa Bay	48,242
10/30	L	21-27	at Buffalo	49,413
11/6	W	27-10	Atlanta	67,062
11/13	L	0-27	at San Francisco	40,022
11/21	L	28-31	N.Y. Jets	68,606
11/27	W	17-16	Minnesota	59,502
12/4	L	0-7	at New England	24,579
12/11	W	20-17	at Philadelphia	45,182
12/18	L	24-26	L.A. Rams	70,148

TEAM STATISTICS

N.O. OPP.

TOTAL FIRST DOWNS 286 289

Rushing 135 108

Passing 136 159

Penalty 15 22

3rd Down: Made/Att. 89/226 87/225

3rd Down Pct. 39.4 38.7

4th Down: Made/Att. 13/17 2/6

4th Down Pct. 76.5 33.3

POSSESSION AVG. 30:24 29:36

TOTAL NET YARDS 4938 4691

Avg. Per Game 308.6 293.2

Total Plays 1055 1024

Avg. Per Play 4.7 4.6

NET YARDS RUSHING 2461 2000

Avg. Per Game 153.8 125.0

Total Rushes 595 472

NET YARDS PASSING 2477 2691

Avg. Per Game 154.8 168.2

Sacked/Yards Lost 35/305 56/437

Gross Yards 2782 3128

Att./Completions 425/243 496/271

Completion Pct. 57.2 54.6

Had Intercepted 25 23

PUNTS/AVERAGE 78/40.7 83/41.8

NET PUNTING AVG. 78/30.8 83/37.1

PENALTIES/YARDS 91/802 96/814

FUMBLES/BALL LOST 37/22 33/16

TOUCHDOWNS 38 39

Rushing 19 11

Passing 14 20

Returns 5 8

Score by Periods 1 2 3 4 OT TOT

Saints 41 81 103 88 6 319

Opponents 74 86 61 116 0 337

SCORING TD Ru Pa Rt PAT FG S TP

Andersen 0 0 0 0 0 37/38 18/24 0 91

W. Wilson 11 9 2 0 0 0 0 66

G. Rogers 5 5 0 0 0 0 0 30

Gajan 4 4 0 0 0 0 0 24

Brenner 3 0 3 0 0 0 0 18

Young 3 0 3 0 0 0 0 18

Duckett 2 0 2 0 0 0 0 12

Goodlow 2 0 2 0 0 0 0 12

K. Clark 1 0 0 1 0 0 0 6

Groth 1 0 1 0 0 0 0 6

Johnson 1 0 0 1 0 0 0 6

Korte 1 0 0 1 0 0 0 6

Re. Lewis 1 0 0 1 0 0 0 6

Poe 1 0 0 1 0 0 0 6

Tice 1 0 0 1 0 0 0 6

D. Wilson 1 0 0 0 0 0 0 6

Saints 38 19 14 5 37/38 18/24 0 319

Opponents 39 11 20 8 37/39 20/34 3 337

SACKS: Jackson 12.0, Wilks 8.0, Re. Lewis 6.5, Moore 6.0, Elliott 5.5, Paul 5.5, B. Clark 4.5, Kovach 3.0, Nairne 2.0, Warren 2.0, Winston 1.0, Saints 56.0, Opp. 35.0

RUSHING

No Yds Avg LG TD

G. Rogers 256 1144 4.5 761 5

W. Wilson 199 787 4.0 29 9

Gajan 81 415 5.1 58 4

J. Rogers 26 80 3.1 13 0

T. Wilson 8 21 2.6 7 0

Austin 4 16 4.0 5 0

Merkens 1 16 16.0 16 0

Groth 1 15 15.0 15 0

Goodlow 1 3 3.0 3 0

D. Wilson 5 3 0.6 5 1

Erleben 2 -9 -4.5 1 0

Stabler 9 -14 -1.6 0 0

Duckett 2 -16 -8.0 2 0

Saints 595 2461 4.1 761 19

Opponents 472 2000 4.2 71 11

RECEIVING

No Yds Avg LG TD

Groth 49 585 11.9 42 1

Brenner 41 574 14.0 381 3

Goodlow 41 487 11.9 26 2

Scott 24 274 11.4 35 0

W. Wilson 20 178 8.9 24 2

Duckett 19 283 14.9 48 2

Gajan 17 130 7.6 26 0

G. Rogers 12 69 5.8 22 0

Young 7 85 12.1 32 3

Tice 7 33 4.7 121 1

Mauti 2 30 15.0 23 0

Hardy 2 29 14.5 22 0

Austin 2 25 12.5 18 0

Saints 243 2782 11.4 48 14

Opponents 271 3128 11.5 60 20

INTERCEPTIONS

No Yds Avg LG TD

Poe 7 146 20.9 311 1

Gary 3 70 23.3 26 0

Winston 3 21 7.0 15 0

Johnson 2 80 40.0 701 1

Wattelet 2 33 16.5 24 0

Paul 2 3 1.5 3 0

Re. Lewis 1 27 27.0 271 1

Sternrick 1 26 26.0 26 0

Warren 1 6 6.0 6 0

Jackson 1 0 0.0 0 0

Saints 23 412 17.9 701 3

Opponents 25 424 17.0 691 5

PUNTING

No Yds Avg Net TB120 LG B

Erleben 74 3034 41.0 30.9 9 10 60 0

Merkens 4 144 36.0 30.5 1 0 45 0

Saints 78 3178 40.7 30.8 10 10 60 0

Opponents 83 3473 41.8 37.1 6 22 70 0

PUNT RET

Ret FC Yds Avg LG TD

Groth 39 15 275 7.1 30 0

Saints 39 15 275 7.1 30 0

Opponents 51 10 573 11.2 761 2

KICKOFF RET

No Yds Avg LG TD

Duckett 33 719 21.8 61 0

W. Wilson 9 239 26.6 52 0

Mauti 8 147 18.4 35 0

Austin 7 112 16.0 27 0

J. Rogers 7 103 14.7 25 0

Brock 1 15 15.0 15 0

Wattelet 1 4 4.0 4 0

Saints 66 1339 20.3 61 0

Opponents 44 938 21.3 53 0

FIELD GOALS 1-19 20-29 30-39 40-49 50+
Andersen 2/2 8/8 3/4 2/6 3/4
Saints 2/2 8/8 3/4 2/6 3/4
Opponents 0/0 7/9 6/9 6/14 1/2

Andersen: () (27G, 46N, 30G) (21G, 41G) (46N, 19G, 42G, 44B) (32G, 27G, 19G, 35G) (28G, 26G) (50G) () (41N) () (51N) (25G) (35N) (52G, 50G) (20G)

Opponents: (24N, 47G, 38N) () (27G) (41G, 34G) (45N) (44N, 49G) (23G, 32G, 47G, 52G, 24G, 23G) (43N, 39N) () (49N, 43G) (50N, 33G, 25G) (37G) (31G, 27G, 32G, 47N) (37N, 48N, 24N) (23G, 48B, 42N) (42G)

1983 NFC WEST STANDINGS

Saints Finish: 3rd place

W L T Pct.

San Francisco 10 6 0 .625

L.A. Rams 9 7 0 .563

New Orleans 8 8 0 .500

Atlanta 7 9 0 .438

1984 SAINTS STATISTICS



Record: 7-9, Finish: 3rd-NFC West

Date	W/L	Score	Opponent	Attendance
9/2	L	28-36	Atlanta	66,652
9/9	W	17-13	Tampa Bay	54,686
9/16	L	20-30	at San Francisco	57,611
9/23	W	34-24	St. Louis	58,723
9/30	W	27-10	at Houston	43,108
10/7	L	7-20	at Chicago	53,752
10/14	L	10-28	L.A. Rams	63,161
10/21	W	27-30	at Dallas	50,966
10/28	W	16-14	at Cleveland	52,849
11/4	L	13-23	Green Bay	57,426
11/11	W	17-10	at Atlanta	40,590
11/19	W	27-24	Pittsburgh	66,005
11/25	L	3-35	San Francisco	65,117
12/2	L	21-34	at L.A. Rams	49,348
12/9	L	21-24	Cincinnati	40,855
12/15	W	20-3	at N.Y. Giants	63,739

TEAM STATISTICS

N.O. OPP.

TOTAL FIRST DOWNS 298 298

Rushing 131 134

Passing 137 142

Penalty 30 22

3rd Down: Made/Att. 89/224 83/220

3rd Down Pct. 39.7 37.7

4th Down: Made/Att. 8/22 8/11

4th Down Pct. 36.4 72.7

POSSESSION AVG. 30:13 29:47

TOTAL NET YARDS 5008 4914

Avg. Per Game 313.0 307.1

Total Plays 1044 1026

Avg. Per Play 4.8 4.8

NET YARDS RUSHING 2171 2461

Avg. Per Game 135.7 153.8

Total Rushes 523 549

NET YARDS PASSING 2837 2453

Avg. Per Game 177.3 153.3

Sacked/Yards Lost 45/361 55/420

Gross Yards 3198 2873

Att./Completions 476/246 422/239

Completion Pct. 51.7 56.6

Had Intercepted 28 13

PUNTS/AVERAGE 70/43.1 84/41.6

NET PUNTING AVG. 70/33.3 84/36.0

PENALTIES/YARDS 101/849 119/1025

FUMBLES/BALL LOST 22/13 28/10

TOUCHDOWNS 34 41

Rushing 9 13

Passing 21 23

Returns 4 5

Score by Periods 1 2 3 4 OT TOT

Saints 61 101 37 99 0 298

Opponents 42 129 78 109 3 361

SCORING

TD Ru Pa Rt PAT FG S TP

Andersen 0 0 0 0 0 34/34 20/27 0 94

Gajan 7 5 2 0 0 0 0 42

Brenner 6 0 6 0 0 0 0 36

W. Wilson 4 1 3 0 0 0 0 24

Goodlow 3 0 3 0 0 0 0 18

Young 3 0 3 0 0 0 0 18

G. Rogers 2 2 0 0 0 0 0 12

Wattelet 2 0 0 2 0 0 0 12

Winston 2 0 0 2 0 0 0 12

Edward Anthony 1 1 0 0 0 0 0 6

Hardy 1 0 1 0 0 0 0 6

Miller 1 0 1 0 0 0 0 6

Scott 1 0 1 0 0 0 0 6

Tice 1 0 1 0 0 0 0 6

Saints 34 9 21 4 34/34 20/27 0 298

Opponents 41 13 23 5 41/41



1985 SAINTS STATISTICS

Record: 5-11, Finish: 3rd-NFC West

Date	W/L	Score	Opponent	Attendance	SACKS: Jackson 11.0, B. Clark 8.5, Geathers 6.5, Warren 5.5, Paul 5.0, Wilks 2.5, Haynes 2.0, Elliott 1.0, Hoage 1.0, Kovach 1.0, Redd 1.0, Wattelet 1.0, Saints 46.0, Opp. 58.0
9/8	L	27-47	Kansas City	57,760	
9/15	L	23-24	at Denver	74,488	
9/22	W	20-13	Tampa Bay	45,320	
9/29	W	20-17	at San Francisco	58,053	
10/6	W	23-21	Philadelphia	56,364	
10/13	L	13-23	at L.A. Raiders	48,512	
10/20	L	24-31	at Atlanta	44,784	
10/27	L	13-21	N.Y. Giants	54,082	
11/3	L	10-28	at L.A. Rams	49,300	
11/10	L	3-27	Seattle	47,365	
11/17	L	14-38	at Green Bay	52,104	
11/24	W	30-23	at Minnesota	54,117	
12/1	W	29-3	L.A. Rams	44,122	
12/8	L	16-28	at St. Louis	29,527	
12/15	L	19-31	San Francisco	46,065	
12/22	L	10-16	Atlanta	37,717	

TEAM STATISTICS	N.O.	OPP.
TOTAL FIRST DOWNS	250	335
Rushing	83	125
Passing	148	188
Penalty	19	22
3rd Down: Made/Att.	66/221	96/228
3rd Down Pct.	29.9	42.1
4th Down: Made/Att.	8/16	7/13
4th Down Pct.	50.0	53.8
POSSESSION AVG.	28:33	31:27
TOTAL NET YARDS	4479	5815
Avg. Per Game	279.9	363.4
Total Plays	997	1083
Avg. Per Play	4.5	5.4
NET YARDS RUSHING	1683	2162
Avg. Per Game	105.2	135.1
Total Rushes	431	508
NET YARDS PASSING	2796	3653
Avg. Per Game	174.8	228.3
Sacked/Yards Lost	58/461	46/322
Gross Yards	3257	3975
Att./Completions	508/260	529/306
Completion Pct.	51.2	57.8
Had Intercepted	23	21
Punts/Average	89/42.3	81/42.2
Net Punting Avg.	89/36.5	81/37.8
Penalties/Yards	96/805	108/837
Fumbles/Ball Lost	23/13	24/16
Touchdowns	29	48
Rushing	4	19
Passing	20	26
Returns	5	3

Score by Periods	1	2	3	4	OT	TOT
Saints	46	77	43	128	0	294
Opponents	55	142	51	153	0	401

SCORING	TD	Ru	Pa	Rt	PAT	FG	S	TP
Andersen	0	0	0	0	27/29	31/35	0	120
Martin	4	0	4	0			0	24
Brenner	3	0	3	0			0	18
Goodlow	3	0	3	0			0	18
W. Wilson	3	1	2	0			0	18
Gajan	2	2	0	0			0	12
Groth	2	0	2	0			0	12
Hardy	2	0	2	0			0	12
Tice	2	0	2	0			0	12
Warren	2	0	2	0			0	12
Campbell	1	1	0	0			0	6
Del Rio	1	0	0	1			0	6
Hebert	1	0	1	0			0	6
Hoage	1	0	0	1			0	6
Merkens	1	0	1	0			0	6
Poe	1	0	0	1			0	6
Saints	29	4	20	5	27/29	31/35	0	294
Opponents	48	19	26	3	48/48	21/28	1	401

PASSING	Att	Cmp	Yds	Cmp%	Yds/Att	TD	TD%	Int	Int%	Long	Sk/Yds	Rating
D. Wilson	293	145	1843	49.5	6.29	11	3.8	15	5.1	50	39/291	60.7
Hebert	181	97	1208	53.6	6.67	5	2.8	4	2.2	76t	17/150	74.6
Todd	32	16	191	50.0	5.97	3	9.4	4	12.5	56t	1/10	60.3
Hansen	1	1	8	100.0	8.00	0	0.0	0	0.0	8	0/0	100.0
Merkens	1	1	7	100.0	7.00	1	100.0	0	0.0	7t	1/10	135.4
Saints	508	260	3257	51.2	6.41	20	3.9	23	4.5	76t	58/461	65.7
Opponents	529	306	3975	57.8	7.51	26	4.9	21	4.0	65t	46/322	81.4

RECEIVING	No	Yds	Avg	LG	TD
Brenner	42	652	15.5	30	3
W. Wilson	38	228	6.0	21	2
Martin	35	522	14.9	50	4
Goodlow	32	603	18.8	76t	3
Edward Anthony	28	185	6.6	36	0
Tice	24	266	11.1	39t	2
Groth	15	238	15.9	56t	2
Hardy	15	208	13.9	31	2
Gajan	8	87	10.9	22	0
Scott	7	61	8.7	15	0
Campbell	6	88	14.7	39	0
Fowler	5	43	8.6	11	0
Merkens	3	61	20.3	39t	1
Haynes	1	8	8.0	8	0
Hebert	1	7	7.0	7t	1
Saints	260	3257	12.5	76t	20
Opponents	306	3975	13.0	65t	26

1985 NFC WEST STANDINGS			
Saints Finish: 3rd place			
	W	L	T
L.A. Rams	11	5	0
San Francisco	10	6	0
New Orleans	5	11	0
Atlanta	4	12	0

PUNTING	No	Yds	Avg	Net	TD	LG	B
Hansen	89	3763	42.3	36.5	6	14	58
Saints	89	3763	42.3	36.5	6	14	58
Opponents	81	3417	42.2	37.8	7	24	61

PUNT RET	Ret	FC	Yds	Avg	LG	TD
Tullis	17	6	141	8.3	17	0
Martin	8	10	53	6.6	13	0
Roaches	4	2	21	5.3	10	0
Groth	1	0	0	0.0	0	0
Saints	30	18	215	7.2	17	0
Opponents	45	17	397	8.8	46	0

1986 SAINTS STATISTICS

Record: 7-9, Finish: 4th-NFC West

Date	W/L	Score	Opponent	Attendance	SACKS: Geathers 9.0, Jackson 9.0, Warren 7.5, Clark 6.0, Swilling 4.0, Elliott 3.5, Gibson 3.0, Haynes 2.0, V. Johnson 1.0, Poe 1.0, Wilks 1.0, Saints 47.0, Opp. 27.0
9/7	L	10-31	Atlanta	67,950	
9/14	W	24-10	Green Bay	46,383	
9/21	L	17-26	at San Francisco	58,297	
9/28	L	17-20	at N.Y. Giants	72,769	
10/5	L	6-14	Washington	57,378	
10/12	W	17-14	at Indianapolis	53,512	
10/19	W	38-7	Tampa Bay	44,355	
10/26	L	23-28	at N.Y. Jets	44,246	
11/2	W	23-10	San Francisco	53,234	
11/9	W	6-0	L.A. Rams	62,352	
11/16	W	16-7	at St. Louis	32,069	
11/23	L	13-26	at L.A. Rams	58,600	
11/30	L	20-21	New England	58,259	
12/7	L	27-31	Miami	64,761	
12/14	W	14-9	at Atlanta	39,994	
12/21	L	17-33	at Minnesota	51,209	

TEAM STATISTICS	N.O.	OPP.
TOTAL FIRST DOWNS	275	331
Rushing	109	104
Passing	137	197
Penalty	29	30
3rd Down: Made/Att.	59/197	97/230
3rd Down Pct.	29.9	42.2
4th Down: Made/Att.	7/13	7/14
4th Down Pct.	53.8	50.0
POSSESSION AVG.	27:59	32:01
TOTAL NET YARDS	4742	5102
Avg. Per Game	296.4	318.9
Total Plays	957	1109
Avg. Per Play	5.0	4.6
NET YARDS RUSHING	2074	1559
Avg. Per Game	129.6	97.4
Total Rushes	505	486
NET YARDS PASSING	2668	3543
Avg. Per Game	166.8	221.4
Sacked/Yards Lost	27/225	47/343
Gross Yards	2893	3886
Att./Completions	425/232	576/331
Completion Pct.	54.6	57.5
Had Intercepted	25	26
Punts/Average	82/42.1	78/42.5
NET PUNTING AVG.	82/36.6	78/35.6
PENALTIES/YARDS	109/855	104/791
FUMBLES/BALL LOST	33/18	37/17
TOUCHDOWNS	30	34
Rushing	15	11
Passing	13	21
Returns	2	2

Score by Periods	1	2	3	4	OT	TOT
Saints	81	62	47	98	0	288
Opponents	64	92	71	60	0	287

SCORING	TD	Ru	Pa	Rt	PAT	FG	S	TP
Andersen	0	0	0	0	30/30	26/30	0	108
Mayes	8	8	0	0			0	48
Hilliard	5	5	0	0			0	30
Martin	5	0	5	0			0	30
Jones	3	0	3	0			0	18
Tice	3	0	3	0			0	18
Goodlow	2	0	2	0			0	12
Mel Gray	1	0	0	1			0	6
Haynes	1	0	0	1			0	6
Jordan	1	1	0	0			0	6
D. Wilson	1	1	0	0			0	6
Saints	30	15	13	2	30/30	26/30	0	288
Opponents	34	11	21	2	32/33	17/27	0	287

RECEIVING	No	Yds	Avg	LG	TD
Jones	48	625	13.0	45	3
Martin	37	675	18.2	84	5
Tice	37	330	8.9	29	3
Goodlow	20	306	15.3	29	2
Brenner	18	286	15.9	34	0
Hilliard	17	107	6.3	17	0
Mayes	17	96	5.6	18	0
Harris	11	148	13.5	27	0
Jordan	11	127	11.5	37	0
Edwards	10	132	13.2	24	0
Mel Gray	2	45	22.5	38	0
Waymer	1	13	13.0	13	0
J. Williams	1	5	5.0	5	0
Hebert	1	1	1.0	1	0
W. Wilson	1	-3	-3.0	-3	0
Saints	232	2893	12.5	84	13
Opponents	331	3886	11.7	62t	21

INTERCEPTIONS	No	Yds	Avg	LG	TD
Waymer	9	48	5.3	17	0
Poe	4	42	10.5	30	0
Wattelet	3	34	11.3	22	0
Gibson	2	43	21.5	43	0
Makie	2	15	7.5	15	0
Jakes	2	6	3.0	4	0
Haynes	1	17	17.0	17t	1
V. Johnson	1	15	15.0	15	0
Gary	1	14	14.0	14	0
Jackson	1	1	1.0	1	0
Saints	26	235	9.0	43	1
Opponents	25	362	14.5	46	0

PUNTING	No	Yds	Avg	Net	TD	LG	B
Hansen	81	3456	42.7	36.6	11	17	66
Saints	82	3456	42.1	36.6	11	17	66
Opponents	78	3315	42.5	35.6	8	23	62

PUNT RET	Ret	FC	Yds	Avg	LG	TD
Martin	24	9	227	9.5	39	0
McLemore	10	3	67	6.7	23	0
Poe	8	3	71	8.9	17	0
Edwards	3	0	2	0.7	5	0
Tullis	2	0	10	5.0	7	0
Saints	47	15	377	8.0	39	0
Opponents	37	11	234	6.3	20	0

PASSING	Att	Cmp	Yds	Cmp%	Yds/Att	TD	TD%	Int	Int%	Long	Sk/Yds	Rating
D. Wilson	342	189	2353	55.3	6.88	10	2.9	17	5.0	63t	22/191	65.8
Hebert	79	41	498	51.9	6.30	2	2.5	8	10.1	84	5/34	40.5
Hilliard	3	1	29	33.3	9.67	1	33.3	0	0.0	29t	0/0	109.7
Wattelet	1	1	13	100.0	13.00	0	0.0	0	0.0	13	0/0	118.8
Saints	425	232	2893	54.6	6.81	13	3.1	25	5.9	84	27/225	61.6
Opponents	576	331	3886	57.5	6.75	21	3.6	26	4.5	62t	47/343	71.4



1987 SAINTS STATISTICS

Record: 12-3, Finish: 2nd-NFC West

Date	W/L	Score	Opponent	Attendance	Toles	1	0	0	1	0	6
9/13	W	28-21	Cleveland	59,900	Waters	1	0	1	0	0	6
9/20	L	17-27	at Philadelphia	57,485	B. Clark	0	0	0	0	1	2
10/4	W	37-10	L.A. Rams	29,745	Maxie	0	0	0	0	1	2
10/11	L	19-24	at St. Louis	11,795	Saints	46	20	23	3	43/45	33/42 2 422
10/18	W	19-17	at Chicago	46,813	Opponents	35	6	25	4	35/35	12/18 1 283
10/25	L	22-24	San Francisco	60,497	SACKS: Swilling 10.5, Jackson 9.5, Warren 6.0, Wilks 5.5, B. Clark 4.5, To. Elliott 2.0, Maxie 2.0, McCoy 2.0, S. Leach 1.5, DeForest 1.0, V. Johnson 1.0, Swoopes 1.0, Taylor 0.5, Saints 47.0, Opp. 29.0						
11/1	W	38-0	at Atlanta	42,196	RUSHING	No	Yds	Avg	LG	TD	
11/8	W	31-14	at L.A. Rams	43,379	Mayes	243	917	3.8	38	5	
11/15	W	26-24	at San Francisco	60,436	Hilliard	123	508	4.1	301	7	
11/22	W	23-14	N.Y. Giants	67,639	Beverly	62	217	3.5	25	0	
11/29	W	20-16	at Pittsburgh	47,896	J. Fourcade	19	134	7.1	18	0	
12/6	W	44-34	Tampa Bay	66,471	Word	36	133	3.7	20	2	
12/13	W	24-10	Houston	68,257	Hebert	13	95	7.3	19	0	
12/20	W	41-24	at Cincinnati	43,424	Alexander	21	71	3.4	16	1	
12/27	W	33-24	Green Bay	68,364	Mel Gray	8	37	4.6	12	1	

TEAM STATISTICS	N.O.	OPP.
TOTAL FIRST DOWNS	304	270
Rushing	128	81
Passing	151	155
Penalty	25	34
3rd Down: Made/Att.	99/221	57/182
3rd Down Pct.	44.8	31.3
4th Down: Made/Att.	1/6	6/15
4th Down Pct.	16.7	40.0
POSSESSION AVG.	34:01	25:59
TOTAL NET YARDS	4964	4350
Avg. Per Game	330.9	290.0
Total Plays	1009	924
Avg. Per Play	4.9	4.7
NET YARDS RUSHING	2190	1550
Avg. Per Game	146.0	103.3
Total Rushes	569	388
NET YARDS PASSING	2774	2800
Avg. Per Game	184.9	186.7
Sacked/Yards Lost	29/213	47/355
Gross Yards	2987	3155
Att./Completions	411/227	489/246
Completion Pct.	55.2	50.3
Had Intercepted	12	30
PUNTS/AVERAGE	63/41.1	73/37.5
NET PUNTING AVG.	63/35.7	73/30.0
PENALTIES/YARDS	107/994	84/685
FUMBLES/BALL LOST	33/16	31/18
TOUCHDOWNS	46	35
Rushing	20	6
Passing	23	25
Returns	3	4

Score by Periods	1	2	3	4	OT	TOT
Saints	93	107	104	118	0	422
Opponents	69	95	58	61	0	283

SCORING	TD	Ru	Pa	Rt	PAT	FG	S	TP
Andersen	0	0	0	0	37/37	28/36	0	121
Hilliard	8	7	1	0	0	0	0	48
Martin	7	0	7	0	0	0	0	42
Tice	6	0	6	0	0	0	0	36
Mayes	5	5	0	0	0	0	0	30
Jones	3	0	3	0	0	0	0	18
Kempf	0	0	0	0	1/1	4/5	0	13
Beverly	2	2	0	0	0	0	0	12
Brenner	2	0	2	0	0	0	0	12
Hill	2	0	2	0	0	0	0	12
Jordan	2	0	2	0	0	0	0	12
Word	2	0	2	0	0	0	0	12
Cofer	0	0	0	0	5/7	1/1	0	8
Alexander	1	1	0	0	0	0	0	6
Mel Gray	1	1	0	0	0	0	0	6
O'Neal	1	0	1	0	0	0	0	6
Poe	1	0	0	1	0	0	0	6
R. Sutton	1	0	0	1	0	0	0	6

SCORING	TD	Ru	Pa	Rt	PAT	FG	S	TP
Andersen	0	0	0	0	32/33	26/36	0	110
Hill	7	0	7	0	0	0	0	42
Martin	7	0	7	0	0	0	0	42
Hilliard	6	5	1	0	0	0	0	36
Mayes	3	3	0	0	0	0	0	18
R. Clark	2	0	2	0	0	0	0	12
Perriman	2	0	2	0	0	0	0	12
Mel Gray	1	0	1	0	0	0	0	6
Jordan	1	0	1	0	0	0	0	6
Word	1	0	1	0	0	0	0	6
Cofer	0	0	0	0	5/7	1/1	0	8
Alexander	1	1	0	0	0	0	0	6
Mel Gray	1	1	0	0	0	0	0	6
O'Neal	1	0	1	0	0	0	0	6
Poe	1	0	0	1	0	0	0	6
R. Sutton	1	0	0	1	0	0	0	6

SCORING	TD	Ru	Pa	Rt	PAT	FG	S	TP
Andersen	0	0	0	0	32/33	26/36	0	110
Hill	7	0	7	0	0	0	0	42
Martin	7	0	7	0	0	0	0	42
Hilliard	6	5	1	0	0	0	0	36
Mayes	3	3	0	0	0	0	0	18
R. Clark	2	0	2	0	0	0	0	12
Perriman	2	0	2	0	0	0	0	12
Mel Gray	1	0	1	0	0	0	0	6
Jordan	1	0	1	0	0	0	0	6
Word	1	0	1	0	0	0	0	6
Cofer	0	0	0	0	5/7	1/1	0	8
Alexander	1	1	0	0	0	0	0	6
Mel Gray	1	1	0	0	0	0	0	6
O'Neal	1	0	1	0	0	0	0	6
Poe	1	0	0	1	0	0	0	6
R. Sutton	1	0	0	1	0	0	0	6

SCORING	TD	Ru	Pa	Rt	PAT	FG	S	TP
Andersen	0	0	0	0	32/33	26/36	0	110
Hill	7	0	7	0	0	0	0	42
Martin	7	0	7	0	0	0	0	42
Hilliard	6	5	1	0	0	0	0	36
Mayes	3	3	0	0	0	0	0	18
R. Clark	2	0	2	0	0	0	0	12
Perriman	2	0	2	0	0	0	0	12
Mel Gray	1	0	1	0	0	0	0	6
Jordan	1	0	1	0	0	0	0	6
Word	1	0	1	0	0	0	0	6
Cofer	0	0	0	0	5/7	1/1	0	8
Alexander	1	1	0	0	0	0	0	6
Mel Gray	1	1	0	0	0	0	0	6
O'Neal	1	0	1	0	0	0	0	6
Poe	1	0	0	1	0	0	0	6
R. Sutton	1	0	0	1	0	0	0	6

SCORING	TD	Ru	Pa	Rt	PAT	FG	S	TP
Andersen	0	0	0	0	32/33	26/36	0	110
Hill	7	0	7	0	0	0	0	42
Martin	7	0	7	0	0	0	0	42
Hilliard	6	5	1	0	0	0	0	36
Mayes	3	3	0	0	0	0	0	18
R. Clark	2	0	2	0	0	0	0	12
Perriman	2	0	2	0	0	0	0	12
Mel Gray	1	0	1	0	0	0	0	6
Jordan	1	0	1	0	0	0	0	6
Word	1	0	1	0	0	0	0	6
Cofer	0	0	0	0	5/7	1/1	0	8
Alexander	1	1	0	0	0	0	0	6
Mel Gray	1	1	0	0	0	0	0	6
O'Neal	1	0	1	0	0	0	0	6
Poe	1	0	0	1	0	0	0	6
R. Sutton	1	0	0	1	0	0	0	6

1988 SAINTS STATISTICS

Record: 10-6, Finish: 3rd-NFC West

Date	W/L	Score	Opponent	Attendance	SACKS: Jackson 7.0, Swilling 7.0, Geathers 3.5, Wilks 3.5, Gibson 2.0, Johnson 2.0, Kohlbrand 2.0, Elliott 1.0, Gregory 1.0, Mack 1.0, Warren 1.0, Saints 31.0, Opp. 24.0	FIELD GOALS	1-19	20-29	30-39	40-49	50+
9/4	L	33-34	San Francisco	66,357		Andersen	1/1	11/12	8/11	5/8	1/4
9/11	W	29-21	at Atlanta	48,901		Saints	1/1	11/12	8/11	5/8	1/4
9/18	W	22-14	at Detroit	32,943		Opponents	2/2	6/7	10/13	9/10	0/2
9/25	W	13-9	Tampa Bay	66,671							
10/3	W	20-17	Dallas	68,474							
10/9	W	23-17	at San Diego	42,693							
10/16	W	20-19	at Seattle	63,569							
10/23	W	20-6	L.A. Raiders	66,249							
10/30	L	10-12	L.A. Rams	68,238							
11/6	L	24-27	at Washington	54,183							
11/13	W	14-10	at L.A. Rams	63,305							
11/20	W	42-0	Denver	68,075							
11/27	L	12-13	N.Y. Giants	66,526							
12/4	L	3-45	at Minnesota	61,215							
12/11	L	17-30	at San Francisco	62,977							
12/18	W	10-9	Atlanta	60,566							

TEAM STATISTICS	N.O.	OPP.
TOTAL FIRST DOWNS	306	286
Rushing	108	97
Passing	179	167
Penalty	19	22
3rd Down: Made/Att.	104/227	73/203
3rd Down Pct.	45.8	36.0
4th Down: Made/Att.	4/6	7/14
4th Down Pct.	66.7	50.0
POSSESSION AVG.	32:38	27:22
TOTAL NET YARDS	5131	5106
Avg. Per Game	320.7	319.1
Total Plays	1034	978
Avg. Per Play	5.0	5.2
NET YARDS RUSHING	2046	1779
Avg. Per Game	127.9	111.2
Total Rushes	512	442
NET YARDS PASSING	3085	3327
Avg. Per Game	192.8	207.9
Sacked/Yards Lost	24/171	31/252
Gross Yards	3256	3579
Att./Completions	498/286	505/277
Completion Pct.	57.4	54.9
Had Intercepted	16	17
PUNTS/AVERAGE	73/39.9	70/40.2
NET PUNTING AVG.	73/34.3	70/32.6
PENALTIES/YARDS	101/821	77/628
FUMBLES/BALL LOST	29/16	27/15
TOUCHDOWNS	33	29
Rushing	9	7
Passing	21	19
Returns	3	3

Score by Periods	1	2	3	4	OT	TOT
Saints	64	93	101	54	0	312
Opponents	51	111	70	51	0	283

PENALTIES/YARDS	101/821	77/628	Cook	1	0	0.0	0	0				
FUMBLES/BALL LOST	29/16	27/15	Saints	17	295	17.4	44	0				
TOUCHDOWNS	33	29	Opponents	16	226	14.1	78	2				
Rushing	9	7	PUNTING	No	Yds	Avg	Nb	TB12 LG B				
Passing	21	19	Hansen	72	2913	40.5	34.3	8 19 64 1				
Returns	3	3	Saints	73	2913	39.9	34.3	8 19 64 1				
Score by Periods	1	2	3	4	OT	TOT	Opponents	70	2815	40.2	32.6	6 15 56 1
Saints	64	93	101	54	0	312						



1989 SAINTS STATISTICS

Record: 9-7, Finish: 3rd-NFC West

Date	W/L	Score	Opponent	Attendance	SCORING	TD	Ru	Pa	Rt	PAT	FG	S	TP	PUNTING	No	Yds	Avg	Net	TD	B/LG	B	
9/10	W	28-0	Dallas	66,977	Hilliard	18	13	5	0			0	108	Barnhardt	55	2179	39.6	35.0	4	17	56	0
9/17	L	34-35	at Green Bay	55,809	Andersen	0	0	0	0	44/45	20/29	0	104	Winslow	16	595	37.2	31.6	1	4	50	0
9/24	L	10-20	at Tampa Bay	44,053	E. Martin	8	0	8	0			0	24	Saints	71	2774	39.1	34.2	5	21	56	0
10/1	L	14-16	Washington	64,358	Brenner	4	0	4	0			0	48	Opponents	75	2956	39.4	33.2	2	15	63	1
10/8	L	20-24	San Francisco	60,488	Hill	4	0	4	0			0	24									
10/15	W	29-14	N.Y. Jets	59,521	Jordan	3	3	0	0			0	18	PUNT RET	Ret	FC	Yds	Avg	LG	TD		
10/22	W	40-21	at L.A. Rams	57,567	Cook	1	0	0	1			0	6	Harris	27	7	196	7.3	20	0		
10/29	W	20-13	Atlanta	65,153	Fourcade	1	1	0	0			0	6	Morse	10	1	29	2.9	16	0		
11/6	L	13-31	at San Francisco	60,667	Frazier	1	1	0	0			0	6	Hill	7	0	41	5.9	13	0		
11/12	W	28-24	at New England	47,680	Heyward	1	1	0	0			0	6	Shepard	7	1	91	13.0	56	1		
11/19	W	26-17	at Atlanta	53,173	Maxie	1	0	0	1			0	6	Perriman	1	0	10	10.0	10	0		
11/26	Lot	17-20	L.A. Rams	64,274	Morse	1	0	0	1			0	6	Turner	1	0	7	7.0	7	0		
12/3	L	14-21	at Detroit	38,550	Shepard	1	0	0	1			0	6	Massey	0	0	54	---	54	0		
12/10	W	22-19	at Buffalo	70,037	Tice	1	0	1	0			0	6	Saints	53	9	428	8.1	57	1		
12/18	W	30-20	Philadelphia	59,218	Turner	1	0	1	0			0	6	Opponents	35	16	244	7.0	28	0		
12/24	W	41-6	Indianapolis	49,009	Forde	0	0	0	0			1	2									
					Warren	0	0	0	0			1	2	KICKOFF RET	No	Yds	Avg	LG	TD			

TEAM STATISTICS

N.O. OPP.

TOTAL FIRST DOWNS 304 293

Rushing 108 79

Passing 167 198

Penalty 29 16

3rd Down: Made/Att. 89/207 82/216

3rd Down Pct. 43.0 38.0

4th Down: Made/Att. 5/10 8/17

4th Down Pct. 50.0 47.1

POSSESSION AVG. 33:43 26:17

TOTAL NET YARDS 5328 5186

Avg. Per Game 333.0 324.1

Total Plays 999 997

Avg. Per Play 5.3 5.2

NET YARDS RUSHING 1948 1326

Avg. Per Game 121.8 82.9

Total Rushes 502 373

NET YARDS PASSING 3380 3860

Avg. Per Game 211.3 241.3

Sacked/Yards Lost 36/271 47/362

Gross Yards 3651 4222

Att./Completions 461/284 577/320

Completion Pct. 61.6 55.5

Had Intercepted 19 21

PUNTS/AVERAGE 71/39.1 75/39.4

NET PUNTING AVG. 71/34.2 75/33.2

PENALTIES/YARDS 90/676 105/850

FUMBLES/BALL LOST 28/12 35/18

TOUCHDOWNS 46 35

Rushing 19 10

Passing 23 23

Returns 4 2

Score by Periods 1 2 3 4 OT TOT

Saints 105 123 60 98 0 386

Opponents 27 96 89 86 3 301

SCORING

TD Ru Pa Rt PAT FG S TP

Saints 46 19 23 4 44/45 20/29 3 386

Opponents 35 10 23 2 34/35 19/24 0 301

SACKS: Swilling 16.5, Warren 9.5, Jackson 7.5, Wilks 4.0, Mills 3.0, W. Martin 2.5, Cook 1.0, Geathers 1.0, V. Johnson 1.0, Mack 1.0, Saints 47.0, Opp. 36.0

RUSHING

No Yds Avg LG TD

Hilliard 344 1262 3.7 40 13

Heyward 49 183 3.7 15 1

Jordan 38 179 4.7 32 3

Frazier 25 112 4.5 21 1

Fourcade 14 91 6.5 14 1

Hebert 25 87 3.5 11 0

Morse 2 43 21.5 39 0

Turner 2 8 4.0 6 0

Winslow 1 0 0.0 0 0

Hill 1 -7 -7.0 -7 0

Perriman 1 -10 -10.0 -10 0

Saints 502 1948 3.9 40 19

Opponents 373 1326 3.6 38 10

RECEIVING

No Yds Avg LG TD

E. Martin 68 1090 16.0 53 8

Hilliard 52 514 9.9 54 5

Hill 48 636 13.3 46 4

Brenner 34 398 11.7 30 4

Turner 22 279 12.7 54 1

Perriman 20 356 17.8 47 0

Heyward 13 69 5.3 12 0

Tice 9 98 10.9 23 1

Scales 8 89 11.1 26 0

Jordan 4 53 13.3 17 0

Frazier 3 25 8.3 22 0

Shepard 2 36 18.0 23 0

Cook 1 8 8.0 8 0

Saints 284 3651 12.9 54 23

Opponents 320 4222 13.2 75 23

INTERCEPTIONS

No Yds Avg LG TD

Waymer 6 66 11.0 42 0

Massey 5 26 5.2 22 0

Cook 3 61 27.0 63 1

Maxie 3 41 13.7 26 1

Mack 2 0 0.0 0 0

Swilling 1 14 14.0 14 0

Atkins 1 2 -2.0 -2 0

Saints 21 226 10.8 63 2

Opponents 19 265 13.9 40 1

PASSING	Att	Cmp	Yds	Cmp%	Yds/Att	TD	TD%	Int	Int%	Long	Sk/Yds	Rating
Hebert	353	222	2686	62.9	7.61	15	4.2	15	4.2	54t	22/171	82.7
Fourcade	107	61	930	57.0	8.69	7	6.5	4	3.7	54t	13/96	92.0
Hilliard	1	1	35	100.0	35.0	1	100.0	0	0.0	35t	0/0	158.3
Hill	0	0	0	---	---	0	---	0	---	0	1/4	85.9
Saints	461	284	3651	61.6	7.92	23	5.0	19	4.1	54t	36/271	---
Opponents	577	320	4222	55.5	7.32	23	4.0	21	3.6	75t	47/362	76.9



1990 SAINTS STATISTICS

Record: 8-8, Finish: 2nd-NFC West

Date	W/L	Score	Opponent	Attendance	SACKS: Swilling 11.0, Turnbull 9.0, Jackson 6.0, Wilks 5.5, W. Martin 4.0, Atkins 3.0, Cook 1.0, Johnson 1.0, Simmons 1.0, Mills 0.5, Saints 42.0, Opp. 20.0	FIELD GOALS	1-19	20-29	30-39	40-49	50+
9/10	L	12-13	San Francisco	68,629		Andersen	0/0	5/5	5/6	8/12	3/4
9/16	L	3-32	at Minnesota	56,272		Saints	0/0	5/5	5/6	8/12	3/4
9/23	W	28-7	Phoenix	61,110		Opponents	1/1	3/3	10/13	6/10	1/8
10/7	L	27-28	at Atlanta	57,401							
10/14	W	25-20	Cleveland	68,608							
10/21	L	10-23	at Houston	57,908							
10/28	L	10-27	Detroit	64,368							
11/4	W	21-7	at Cincinnati	60,067							
11/11	W	35-7	Tampa Bay	67,865							
11/18	L	17-31	at Washington	52,573							
11/25	W	10-7	Atlanta	68,629							
12/2	L	13-17	at Dallas	60,087							
12/9	W	24-20	at L.A. Rams	56,864							
12/16	L	6-9	Pittsburgh	68,582							
12/23	W	13-10	at San Francisco	60,112							
12/31	W	20-17	L.A. Rams	68,647							

TEAM STATISTICS

N.O. OPP.

TOTAL FIRST DOWNS 253 279

Rushing 107 91

Passing 133 167

Penalty 13 21

3rd Down: Made/Att. 84/209 85/217

3rd Down Pct. 40.2 39.2

4th Down: Made/Att. 5/9 9/17

4th Down Pct. 55.6 52.9

POSSESSION AVG. 29:59 30:01

TOTAL NET YARDS 4476 4878

Avg. Per Game 279.8 304.9

Total Plays 931 986

Avg. Per Play 4.8 4.9

NET YARDS RUSHING 1850 1559

Avg. Per Game 115.6 97.4

Total Rushes 464 410

NET YARDS PASSING 2626 3319

Avg. Per Game 164.1 207.4

Sacked/Yards Lost 20/131 42/265

Gross Yards 2757 3584

Att./Completions 447/226 534/316

Completion Pct. 50.6 59.2

Had Intercepted 23 8

PUNTS/AVERAGE 71/42.1 74/40.9

NET PUNTING AVG. 71/36.2 74/34.9

PENALTIES/YARDS 108/829 87/655

FUMBLES/BALL LOST 29/16 35/19

TOUCHDOWNS 30 30

Rushing 14 8

Passing 15 21

Returns 1 1

Score by Periods 1 2 3 4 OT TOT

Saints 54 82 48 90 0 274

Opponents 30 82 76 87 0 275

SCORING

TD Ru Pa Rt PAT FG S TP

Andersen 0 0 0 0 29/29 21/27 0 92

Mayes 7 7 0 0 0 42

E. Martin 5 0 5 0 0 30

Heyward 4 4 0 0 0 24

Turner 4 0 4 0 0 24

Brenner 2 0 2 0 0 12

Fenerty 2 2 0 0 0 12

Perriman 2 0 2 0 0 12

Fourcade 1 1 0 0 0 6

Hilliard 1 0 1 0 0 6

Maxie 1 0 0 1 0 6

Scales 1 0 1 0 0 6

Saints 30 14 15 1 29/29 21/27 1 274

Opponents 30 8 21 1 30/30 21/35 1 275</



1991 SAINTS STATISTICS

Record: 11-5, Finish: 1st-NFC West

Date	W/L	Score	Opponent	Attendance
9/1	W	27-24	Seattle	68,492
9/8	W	17-10	at Kansas City	74,816
9/15	W	24-7	L.A. Rams	68,583
9/22	W	26-0	Minnesota	68,591
9/29	W	27-6	at Atlanta	56,556
10/3	W	13-6	at Philadelphia	64,224
10/10	W	23-7	Tampa Bay	68,591
10/27	L	17-20	Chicago	68,591
11/3	W	24-17	at L.A. Rams	58,713
11/10	W	10-3	San Francisco	68,591
11/17	L	21-24	at San Diego	48,420
11/24	Lot	20-23	Atlanta	68,591
12/1	L	24-38	at San Francisco	62,092
12/8	L	14-23	at Dallas	64,530
12/16	W	27-0	L.A. Raiders	68,625
12/22	W	27-3	at Phoenix	30,928

TEAM STATISTICS

TOTAL FIRST DOWNS

	N.O.	OPP.
Rushing	93	63
Passing	157	139
Penalty	17	12
3rd Down: Made/Att.	86/228	49/188
3rd Down Pct.	37.7	26.1
4th Down: Made/Att.	5/10	4/13
4th Down Pct.	50.0	30.8

POSSESSION AVG.

TOTAL NET YARDS

	N.O.	OPP.
Avg. Per Game	310.5	245.8
Total Plays	1008	875
Avg. Per Play	4.9	4.5

NET YARDS RUSHING

	N.O.	OPP.
Avg. Per Game	170.9	121.3
Total Rushes	483	334

NET YARDS PASSING

	N.O.	OPP.
Avg. Per Game	203.7	170.0
Sacked/Yards Lost	19/160	50/337

Gross Yards

	N.O.	OPP.
Att./Completions	506/292	491/259
Completion Pct.	57.7	52.7
Had Intercepted	15	29

PUNTS/AVERAGE

NET PUNTING AVG.

	N.O.	OPP.
Att./Completions	87/43.0	88/42.3
Completion Pct.	87/35.3	88/37.1

PENALTIES/YARDS

	N.O.	OPP.
Att./Completions	101/801	95/711
Completion Pct.	34/15	34/19

TOUCHDOWNS

	N.O.	OPP.
Rushing	38	23
Passing	15	6
Returns	20	12

Score by Periods

	1	2	3	4	OT	TOT
Saints	61	120	75	85	0	341
Opponents	23	59	54	72	3	211

SCORING

	TD	Ru	Pa	Rt	PAT	FG	S	TP
Andersen	0	0	0	0	38/38	25/32	0	113
Turner	8	0	0	0	0	0	0	48
Fenerty	5	3	2	0	0	0	0	30
Heyward	5	4	1	0	0	0	0	30
Hilliard	5	4	1	0	0	0	0	30
E. Martin	4	0	4	0	0	24	0	24
Jordan	3	2	1	0	0	0	18	18
Early	2	0	2	0	0	0	12	12
McAfee	2	0	2	0	0	0	12	12
Carroll	1	0	1	0	0	0	6	6
Maxie	1	0	0	1	0	0	6	6
Swilling	1	0	0	1	0	0	6	6
Warren	1	0	0	1	0	0	6	6
Saints	38	15	20	3	38/38	25/32	0	341
Opponents	23	6	12	5	22/23	17/21	0	211

Opponents

	Att	Cmp	Yds	Cmp%	Yds/Att	TD	TD%	Int	Int%	Long	Sk/Yds	Rating
Walsh	255	141	1638	55.3	6.42	11	4.3	6	2.4	41	3/26	79.5
Hebert	248	149	1676	60.1	6.76	9	3.6	8	3.2	65t	16/134	79.0
M. Buck	2	1	61	50.0	30.50	0	0.0	1	50.0	61	0/0	56.3
Heyward	1	1	44	100.0	44.00	0	0.0	0	0.0	44	0/0	118.8
Saints	506	292	3419	57.7	6.76	20	4.0	15	3.0	65t	19/160	79.2
Opponents	491	259	3057	52.7	6.23	12	2.4	29	5.9	80t	50/337	55.5

SACKS: Swilling 17.0, Jackson 11.5, Warren 7.0, W. Martin 3.5, Atkins 3.0, Goff 2.0, Wilks 2.0, Miller 1.0, Mills 1.0, Turnbull 1.0, James E. Williams 1.0, Saints 50.0, Opp. 19.0

RUSHING

	No	Yds	Avg	LG	TD
McAfee	109	494	4.5	34	2
Fenerty	139	477	3.4	54	3
Heyward	76	260	3.4	15	4
Hilliard	79	252	3.2	65t	4
Jordan	47	150	3.2	25	2
Hebert	18	56	3.1	16	0
Early	3	13	4.3	6	0
Morse	3	7	2.3	8	0
Barnhardt	1	0	0.0	0	0
Walsh	8	0	0.0	0	0
Saints	483	1709	3.5	65t	15
Opponents	334	1213	3.6	33	6

RECEIVING

	No	Yds	Avg	LG	TD
E. Martin	66	803	12.2	30	4
Turner	64	927	14.5	65t	8
Early	32	541	16.9	52	2
Fenerty	26	235	9.0	50t	2
Tice	22	230	10.5	22	0
Hilliard	21	127	6.0	14t	1
Carroll	18	184	10.2	31t	1
Brenner	16	179	11.2	21	0
Jordan	15	92	6.1	19	1
Heyward	4	34	8.5	22t	1
Newman	3	33	11.0	14	0
Scales	3	23	7.7	14	0
McAfee	1	8	8.0	8	0
Wainwright	1	3	3.0	3	0
Saints	292	3419	11.7	65t	20
Opponents	259	3057	11.8	80t	12

INTERCEPTIONS

	No	Yds	Avg	LG	TD
Atkins	5	198	39.6	79	0
V. Buck	5	12	2.4	12	0
Glenn	4	35	8.8	18	0
Jones	3	61	20.3	51	0
Cook	3	54	18.0	22	0
Maxie	3	33	11.0	31t	1
Mills	2	13	6.5	8	0
Swilling	1	39	39.0	39t	1
V. Johnson	1	19	19.0	19	0
Thompson	1	14	14.0	14	0
Petry	1	4	4.0	4	0
Saints	29	482	16.6	79	2
Opponents	15	257	17.1	59t	2

PUNTING

	No	Yds	Avg	Net	TD	LG	B
Barnhardt	86	3743	43.5	35.3	10	20	61
Saints	87	3743	43.0	35.3	10	20	61
Opponents	88	3725	42.3	37.1	7	20	64

PUNT RET

	Ret	FC	Yds	Avg	LG	TD
V. Buck	31	13	260	8.4	52	0
Fenerty	12	6	55	4.6	13	0
Morse	1	0	2	2.0	2	0
Saints	44	19	317	7.2	52	0
Opponents	50	11	470	9.4	40	0

KICKOFF RET

	No	Yds	Avg	LG	TD
Atkins	20	368	18.4	27	0
Jennings	12	213	17.8	24	0
Early	9	168	18.7	34	0
Morse	3	60	20.0	21	0
Fenerty	2	28	14.0	14	0
Jordan	2	18	9.0	18	0
Glenn	1	10	10.0	10	0
McAfee	1	14	14.0	14	0
Saints	50	879	17.6	34	0
Opponents	35	851	24.3	98t	2

FIELD GOALS

	1-19	20-29	30-39	40-49	50+
Andersen	0/0	6/6	11/13	6/9	2/4
Saints	0/0	6/6	11/13	6/9	2/4
Opponents	1/1	3/3	5/6	6/7	2/4

Andersen: (47G, 31G) (40G) (42G) (34G, 30G, 38G, 26G) (23G, 31G) (36G, 43N, 26G) (32G, 28G, 48G, 40N) (60G) (45G, 37N) (21G) (39N) (39G, 31G, 55N) (52G) (54N) (37G, 41N, 42G) (27G, 39G)

Opponents: (37G, 37N) (23G) () () () (48G, 41G) () (34G, 48G, 51N) (31G) (32G, 44N) (19G) (25G, 27G, 50G) (42G) (50G, 41G, 40G) (52N) (38G)

1991 NFC WEST STANDINGS

Saints Finish: 1st place

	W	L	T	Pct.
New Orleans	11	5	0	.688
Atlanta	10	6	0	.625
San Francisco	10	6	0	.625
L.A. Rams	3	13	0	.188

1992 SAINTS STATISTICS

Record: 12-4, Finish: 2nd-NFC West

Date	W/L	Score	Opponent	Attendance
9/6	L	13-15	at Philadelphia	63,513
9/13	W	28-6	Chicago	68,591
9/20	W	10-7	at Atlanta	67,328
9/27	L	10-16	San Francisco	68,591
10/4	W	13-7	at Detroit	66,971
10/11	W	13-10	L.A. Rams	68,591
10/18	W	30-21	at Phoenix	27,735
11/1	W	23-21	Tampa Bay	68,591
11/8	W	31-14	at New England	45,413
11/15	L	20-21	at San Francisco	64,895
11/23	W	20-3	Washington	68,591
11/29	W	24-13	Miami	68,591
12/3	W	22-14	Atlanta	68,591
12/13	W	37-14	at L.A. Rams	47,355
12/20	L	16-20	Buffalo	68,591
12/26	W	20-0	at N.Y. Jets	45,614

TEAM STATISTICS

TOTAL FIRST DOWNS

	N.O.	OPP.
Rushing	92	86
Passing	155	146
Penalty	20	14
3rd Down: Made/Att.	75/197	71/209
3rd Down Pct.	38.1	34.0
4th Down: Made/Att.	3/8	8/18
4th Down Pct.	37.5	44.4

POSSESSION AVG.

	N.O.	OPP.
Avg. Per Game	300.4	254.7
Total Plays	895	949
Avg. Per Play	5.4	4.3

NET YARDS RUSHING

	N.O.	OPP.
Avg. Per Game	162.8	160.5
Total Rushes	101.8	100.3

NET YARDS PASSING

	N.O.	OPP.
Avg. Per Game	317.8	247.0
Sacked/Yards Lost	19.6	15.4

Gross Yards

	N.O.	OPP.
Att./Completions	426/251	511/287
Completion Pct.	58.9	56.2
Had Intercepted	16	18

PUNTS/AVERAGE

	N.O.	OPP.
Att./Completions	67/44.0	89/41.2
Completion Pct.	67/37.7	89/37.0

PENALTIES/YARDS

	N.O.	OPP.
Att./Completions	60/567	77/729
Completion Pct.	27/13	37/20

FUMBLES/BALL LOST

	N.O.	OPP.
Rushing	35	24
Passing	10	8
Returns	19	13

Score by Periods

1995 SAINTS STATISTICS

Record: 7-9, Finish: 5th-NFC West

Date	W/L	Score	Opponent	Attendance	SACKS: Martin 13.0, Turnbull 7.0, Joe Johnson 5.5, Dixon 4.0, Porter 3.0, Broughton 2.0, Harvey 2.0, McIntosh 2.0, Stanley 2.0, Goff 1.5, Fields 1.0, B. Jones 1.0, Legette 1.0, Tubbs 1.0, Saints 44.0, Opp. 28.0	FIELD GOALS	1-19	20-29	30-39	40-49	50+
9/3	L	22-24	San Francisco	66,627		Brien	0/0	4/4	4/6	4/6	0/1
9/10	L	13-17	at St. Louis	59,335		Lohmiller	0/0	4/6	3/4	0/2	1/2
9/17	Lot	24-27	Atlanta	57,442		Saints	0/0	8/10	7/10	4/8	1/3
9/24	L	29-45	at N.Y. Giants	72,619		Opponents	2/2	8/8	8/10	5/9	4/6
10/1	L	10-15	Philadelphia	43,938							
10/15	W	30-30	Miami	55,628	RUSHING						
10/22	L	3-20	at Carolina	55,484	Bates	244	951	3	66	7	
10/29	W	11-7	at San Francisco	65,272	Zellers	50	162	3.2	11	2	
11/5	W	19-10	St. Louis	43,120	Brown	49	159	3.2	35	1	
11/12	W	17-14	Indianapolis	44,122	Small	6	75	12.5	44	1	
11/19	L	24-43	at Minnesota	58,108	Everett	24	42	1.8	9	0	
11/26	W	34-26	Carolina	39,580	Neal	5	3	0.6	3	0	
12/3	W	31-17	at New England	59,876	Ned	3	1	0.3	5	0	
12/10	L	14-19	at Atlanta	54,603	Early	2	-3	-1.5	9	0	
12/16	L	23-34	Green Bay	50,132	Saints	383	1390	3.6	66	11	
12/24	W	12-0	at N.Y. Jets	28,885	Opponents	469	1838	3.9	51	13	

TEAM STATISTICS	N.O.	OPP.	RECEIVING	No	Yds	Avg	LG	TD	53N, 34N, 23G)
TOTAL FIRST DOWNS	294	320	Early	81	1087	13.4	70	8	
Rushing	75	107	Walls	57	694	12.2	29	4	Opponents: (33N, 28G) (31G, 47N) (19G,
Passing	202	195	Smith	45	466	10.4	43	3	33G, 46G, 21G) (51G) (20G, 43G, 36G, 37G,
Penalty	17	18	Haynes	41	597	14.6	48	4	42G) (54N, 20G) (45G, 37G) (37G) (32G)
3rd Down: Made/Att.	91/215	97/222	Small	38	461	12.1	32L	5	52N) (45B, 41N) (37G, 20G, 19G) (22G) (39G)
3rd Down: Pct.	42.3	43.7	Brown	35	266	7.6	19	1	43N) (25G, 51G, 55G, 55G) (47G, 20G) ()
4th Down: Made/Att.	5/11	8/13	Bates	18	114	6.3	26	0	
4th Down: Pct.	45.5	61.5	Neal	12	123	10.3	69L	1	
POSSESSION AVG.	28:15	31:45	Zellars	7	33	4.7	9	0	
TOTAL NET YARDS	5178	5561	DeRamus	6	76	12.7	27	0	
Avg. Per Game	323.6	347.6	Rhem	4	50	12.5	20	0	
Total Plays	964	1056	Neid	3	9	3.0	9	0	
Avg. Per Play	5.3	5.3	Newman	1	18	18.0	18	0	
NET YARDS RUSHING	1390	1838	Botkin	1	8	8.0	8	0	
Avg. Per Game	86.9	114.9	Saints	349	4002	11.5	70L	26	
Total Rushes	383	469	Opponents	329	3998	12.2	77L	23	

1995 NFC WEST STANDINGS

Saints Finish: 5th place				
	W	L	T	Pct
San Francisco	11	5	0	.688
Atlanta	9	7	0	.563
St. Louis	7	9	0	.438
Carolina	7	9	0	.438
New Orleans	7	9	0	.438

NET YARDS PASSING	3788	3723							
Avg. Per Game	236.8	232.7							
Sacked/Yards Lost	28/214	44/275							
Gross Yards	4002	3998							
Att./Completions	573/349	543/329							
Completion Pct.	60.9	60.6							
Had Intercepted	14	17							
PUNTS/AVERAGE	74/40.1	66/41.8							
NET PUNTING AVG.	74/35.6	66/35.6							
PENALTIES/YARDS	86/688	109/830							
FUMBLES/BALL LOST	19/11	29/12							
TOUCHDOWNS	38	38							
Rushing	11	13							
Passing	26	23							
Returns	1	2							
			INTERCEPTIONS No	Yds	Avg	LG	TD		
			4	11	2.8	9	0		
			Spencer	2	28	14.0	28	0	
			Allen	2	19	9.5	19	0	
			Hughes	2	17	8.5	11	0	
			Dixon	2	12	6.0	12	0	
			Pahukoa	1	47	47.0	47	1	
			Lumpkin	1	43	43.0	43	0	
			Legette	1	12	12.0	12	0	
			Martin	1	6	6.0	6	0	
			Tubbs	1	0	0.0	0	0	
			McCleskey	17	195	11.5	47	1	
			Saints	14	273	19.5	60	2	
			Opponents						

Score by Periods	1	2	3	4	OT	TOT
Saints	61	75	74	109	0	319
Opponents	71	132	81	61	3	348

SCORING	TD	Ru	Pa	Rt	PAT	FG	S	TP	PUNT	RET	Ret	FC	Yds	Avg	LG	TD
Brien	0	0	0	0	16/16	12/17	0	52	Hughes	28	22	262	9.4	74	0	
Early	8	0	8	0			0	48	Legette	1	0	6	6.0	6	0	
Bates	7	7	0	0			0	42	Buck	0	1	0	---	---	0	
Small	6	1	5	0			0	36	Saints	29	23	268	9.2	74	0	
Lohmiller	0	0	0	0	11/13	8/14	0	35	Opponents	36	22	233	6.5	33	0	
Walls	4	0	4	0			0	26								
Haynes	4	0	4	0			0	24	KICKOFF RET							
Smith	3	0	3	0			0	20	Hughes	66	1617	24.5	83	0		
Brown	2	1	1	0			0	12	Neal	2	28	14.0	16	0		
Zellars	2	2	0	0			0	12	Ned	2	33	16.5	19	0		
Lumpkin	1	0	0	1			0	6	McCleskey	1	0	0.0	0	0		
Neal	1	0	1	0			0	6	Smith	1	6	6.0	6	0		
Saints	38	11	26	1	27/29	20/31	0	319	Walls	1	6	6.0	6	0		
Opponents	38	13	23	2	33/33	27/35	0	348	Saints	73	1690	23.2	83	0		
2 Pt. Conv.: Smith, Walls, Saints 2-9, Opp. 3-5									Opponents	68	1348	19.8	62	0		

PASSING	Att	Cmp	Yds	Cmp%	Yds/Att	TD	TD%	Int	Int%	Long	Sk/Yds	Rating
Everett	567	345	3970	60.8	7.00	26	4.6	14	2.5	70t	27/210	87.0
Hodson	5	3	14	60.0	2.80	0	0.0	0	0.0	9	0/0	64.6
Wilmsmeyer	1	1	18	100.0	18.00	0	0.0	0	0.0	18	0/0	118.8
Small	0	0	---	---	---	0	---	0	---	---	1/4	---
Saints	573	349	4002	60.9	6.98	26	4.5	14	2.4	70t	28/214	86.9
Opponents	543	329	3998	60.6	7.36	23	4.2	17	3.1	77t	44/275	84.3

1996 SAINTS STATISTICS



Record: 3-13, Finish: 5th-NFC West

Date	W/L	Score	Opponent	Attendance	SACKS:	Martin 11.0, J. Johnson 7.5, Turnbull 6.5, Mickell 3.0, Broughton 2.0, Fields 2.0, Harvey 2.0, Molden 2.0, B. Smith 2.0, Robbins 1.0, Stokes 1.0, Tubbs 1.0, Saints 41.0, Opp. 22.0.	FIELD GOALS	1-19	20-29	30-39	40-49	50+
9/1	L	11-27	at San Francisco	63,970	Brien	0/0	4/4	9/10	5/7	3/4		
9/8	L	20-22	Carolina	43,288	Saints	0/0	4/4	9/10	5/7	3/4		
9/15	L	15-30	at Cincinnati	45,412	Opponents	11/14	14/14	13/15	3/6	2/6		
9/22	L	14-28	Arizona	34,316								
9/29	L	10-17	at Baltimore	61,063								
10/6	W	17-13	Jacksonville	34,231	RUSHING	No	Yds	Avg	LG	TD		
10/13	W	27-24	Chicago	43,512	Bates	164	584	3.6	33	4		
10/20	L	7-19	at Carolina	70,888	Zellers	120	475	4.0	63	4		
11/03	L	17-24	San Francisco	53,297	Neal	21	58	2.8	11	1		
11/10	L	14-31	Houston	34,121	Whittle	20	52	2.6	15	0		
11/17	L	15-17	at Atlanta	43,119	Small	4	51	12.8	22	1		
11/24	L	7-13	at Tampa Bay	40,203	E.A. Hunter	14	44	3.1	9	0		
12/1	L	10-26	St. Louis	26,310	Brown	13	30	2.3	12	0		
12/8	L	15-31	Atlanta	32,923	Hayes	2	7	3.5	5	0		
12/15	W	17-3	at N.Y. Giants	52,530	Nussmeier	3	6	2.0	6	0		
12/21	L	13-14	at St. Louis	57,681	Everett	22	3	0.1	3	0		

TEAM STATISTICS		N.O.	OPP.	Darius							150000 WEST 5th place						
TOTAL FIRST DOWNS		232	287	Saints		386	1308	3.4	63	10	Saints Finish 5th place						
Rushing		77	104	Opponents		521	2076	4.0	70	11	Carolina	12	4	0	.750		
Passing		135	152								San Francisco	12	4	0	.750		
Penalty		20	31	RECEIVING		No	Yds	Avg	LG	TD	St. Louis	6	10	0	.375		
3rd Down: Made/Att.		65/207	85/322	Small		50	558	11.2	41	2	Atlanta	3	13	0	.188		
3rd Down: Pct.		31.4	36.6	Havens		44	776	17.9	51	4	New Orleans	3	13	0	.188		

4th Down: Made/Att.	6/19	9/16	Neal	37	194	6.3	23	0
4th Down: Pct.	57.6	56.3	Lusk	28	210	7.6	24	0
POSSESSION AVG.	27.33	32.27	Whittle	26	162	6.2	28	0
TOTAL NET YARDS	4206	4910	Jeffries	20	215	10.8	271	3
Avg. Per Game	262.9	306.9	Ea. Hunter	17	138	8.1	22	0
Total Plays	923	1027	DeRamus	15	182	12.1	281	1
Avg. Per Play	4.6	4.8	I. Smith	15	144	9.6	37	0
NET YARDS RUSHING	1208	2076	Baies	13	44	3.4	15	0
Avg. Per Game	81.9	129.8	Zellers	9	95	6.0	18	0
Total Rushes	386	521	Brown	8	54	6.8	18	0

NET YARDS PASSING	2898	2834	Green	7	91	13.0	23	0
Avg. Per Game	181.1	177.1	T. Johnson	7	76	10.9	17	1
Sacked/Yards Lost	22/171	41/283	Hayes	4	101	25.3	50	0
Gross Yards	3069	3117	Guess	2	69	34.5	57	1
Att./Completions	515/295	465/267	Saints	295	3069	10.4	57	13
Completion Pct.	57.3	57.4	Opponents	267	3117	11.7	70	22

Had Intercepted	17	12	INTERCEPTIONS	No	Yds	Avg	Lg	TD
PUNTS/AVERAGE	87/40.8	74/40.0	Newman	3	40	13.3	21	0
NET PUNTING AVG.	87/32.5	74/40.1	Jackson	3	24	8.0	10	0
PENALTIES/YARDS	114/853	102/823	McMillian	2	4	2.0	4	0
FUMBLES/BALL LOST	30/20	25/10	Molden	2	2	1.0	2	0
TOUCHDOWNS	24	34	Allen	1	33	33.0	33	0
Rushing	10	11	Tubbs	1	11	11.0	11	0
Passing	13	22	Saints	12	114	9.5	33	0
Returns	1	1	Opponents	12	93	5.5	35	0

[illegible]

Brien	0	0	0		18/18	21/25	0	81	PUNT RET	Ret	FC	Yds	Avg	LG	TD
Haynes	4	0	4	0			0	26	Hughes	30	20	152	5.1	16	0
Bates	4	4	0	0			0	24	Guess	1	0	7	7.0	7	0
Zellars	4	4	0	0			0	24	Saints	31	20	159	5.1	16	0
Jeffries	3	0	3	0			0	18	Onnopson	43	21	546	12.7	84+	1
Small	3	1	2	0			0	18							

Neal	2	1	1	0		0	12	KICKOFF RET	No	Yds	Avg	LG	TD
DeRamus	1	0	1	0		0	6	Hughes	70	1791	25.6	58	0
Guess	1	0	1	0		0	6	Ea. Hunter	1	20	20.0	20	0
T. Johnson	1	0	1	0		0	6	Hayes	2	30	15.0	17	0
B. Jones	1	0	0	1		0	6	B. Smith	2	14	7.0	8	0
Wilmsmeyer	0	0	0	0		0	2	Brown	1	10	10.0	10	0
Saints	24	10	13	1	18/18	21/25	0 229	Lusk	1	16	16.0	16	0
Opponents	34	11	22	1	32/32	33/42	0 339	McCleskey	1	18	18.0	18	0
2 Pl. Conv.: Hayes, Wilmsmeyer, Saints 2-6,								Saints	78	1899	24.3	58	0
Opp. 2-2								Opponents	52	1155	22.2	21	0

PASSING	Att	Cmp	Yds	Cmp%	Yds/Att	TD	TD%	Int	Int%	Long	Sk/Yds	Rating
Everett	464	267	2797	57.5	6.03	12	2.6	16	3.4	51	19/154	69.4
Nussmeier	50	28	272	56.0	5.44	1	2.0	1	2.0	57†	3/17	69.8
Ea. Hunter	1	0	0	0.0	0.00	0	0.0	0	0.0	0	0/0	39.6
Saints	515	295	3069	57.3	5.96	13	2.5	17	3.3	57†	22/171	69.3
Opponents	465	267	3117	57.4	6.70	22	4.7	12	2.6	70	41/283	82.9



1997 SAINTS STATISTICS

Record: 6-10, Finish: 4th-NFC West

Date	W/L	Score	Opponent	Attendance
8/31	L	24-38	at St. Louis	64,575
9/7	L	6-20	San Diego	65,760
9/14	L	7-33	at San Francisco	61,838
9/21	W	35-17	Detroit	50,016
9/28	L	9-14	at N.Y. Giants	68,891
10/5	W	20-17	at Chicago	58,865
10/12	L	17-23	Atlanta	65,619
10/19	L	0-13	Carolina	50,963
10/26	L	0-23	San Francisco	60,443
11/9	W	13-10	at Oakland	40,091
11/16	W	20-17	Seattle	50,493
11/23	L	3-20	at Atlanta	48,620
11/30	W	16-13	at Carolina	57,957
12/7	L	27-34	St. Louis	54,803
12/14	W	27-10	Arizona	45,517
12/21	L	13-25	at Kansas City	66,772

TEAM STATISTICS	N.O.	OPP.
TOTAL FIRST DOWNS	229	280
Rushing	78	95
Passing	127	168
Penalty	24	17
3rd Down: Made/Att.	54/207	102/252
3rd Down: Pct.	26.1	40.5
4th Down: Made/Att.	14/22	7/12
4th Down: Pct.	63.6	58.3
POSSESSION AVG.	27:47	32:13
TOTAL NET YARDS	4045	4645
Avg. Per Game	252.8	290.3
Total Plays	925	1073
Avg. Per Play	4.4	4.3
NET YARDS RUSHING	1461	1764
Avg. Per Game	91.3	110.3
Total Rushes	417	496
NET YARDS PASSING	2584	2881
Avg. Per Game	161.5	180.1
Sacked/Yards Lost	50/317	59/408
Gross Yards	2901	3289
Att./Completions	458/228	518/293
Completion Pct.	33	56.6
Had Intercepted	3	16
PUNTS/AVERAGE	88/45.9	92/39.9
NET PUNTING AVG.	88/34.9	92/33.0
PENALTIES/YARDS	101/811	110/895
FUMBLES/BALL LOST	34/22	31/15
TOUCHDOWNS	24	35
Rushing	9	11
Passing	13	21
Returns	2	3

Score by Periods	1	2	3	4	OT	TOT
Saints	22	76	38	98	3	237
Opponents	70	107	51	99	0	327

SCORING	TD	Ru	Pa	Rt	PAT	FG	S	TP
Brien	0	0	0	0	22/22	23/27	0	91
Hastings	5	0	5	0	0	0	32	
Bates	4	4	0	0	0	0	24	
Zellars	4	4	0	0	0	0	24	
Guilford	2	0	1	1	0	0	12	
Hill	2	0	2	0	0	0	12	
Poole	2	0	2	0	0	0	12	
Farquhar	1	0	1	0	0	0	6	
Fields	1	0	0	1	0	0	6	
Hobbs	1	0	1	0	0	0	6	
Shuler	1	0	1	0	0	0	6	
L. Smith	1	0	1	0	0	0	6	
Saints	24	9	13	2	22/22	23/27	0	237
Opponents	35	11	21	3	33/33	28/36	0	327

PASSING	Att	Cmp	Yds	Cmp%	Yds/Att	TD	TD%	Int	Int%	Long	Sk/Yds	Rating
Shuler	203	106	1288	52.2	6.34	2	1.0	14	6.9	89t	21/132	46.6
Hobert	131	61	891	46.6	6.80	6	4.6	8	6.1	49	4/29	59.0
Wuerffel	91	42	518	46.2	5.69	4	4.4	8	8.8	47	18/116	42.3
Nussmeier	32	18	183	56.3	5.72	0	0.0	3	9.4	24	6/32	33.7
Bates	1	1	21	100.0	21.00	1	100.0	0	0.0	21t	0/0	158.3
Hill	0	0	0	---	---	0	---	0	---	---	1/8	---
Saints	458	228	2901	49.8	6.33	13	2.8	33	7.2	89t	50/317	49.4
Opponents	518	293	3289	56.6	6.35	21	4.1	16	3.1	52	59/408	76.3

SACKS: Martin 10.5, J. Johnson 8.5, Fields 8.0, Glover 6.5, B. Smith 5.0, Mitchell 4.0, Molden 4.0, Mickell 3.5, Harvey 3.0, Tubbs 2.5, Sagapolutele 2.0, Tomich 1.0, Dixon 0.5, Saints 59.0, Opp. 50.0

RUSHING	No	Yds	Avg	LG	TD
Zellars	156	552	3.5	27	4
Bates	119	440	3.7	74t	4
T. Davis	75	271	3.6	20	0
Robert	12	36	3.0	15	0
Shuler	22	38	1.7	8	1
Hastings	4	35	8.8	27	0
Nussmeier	8	30	3.8	15	0
Wuerffel	6	26	4.3	10	0
McCrary	8	15	1.9	8	0
Hill	1	11	11.0	11	0
Bender	5	9	1.8	6	0
Guilford	1	-2	-2.0	-2	0
Saints	417	1461	3.5	74t	9
Opponents	496	1764	3.6	50	11

RECEIVING	No	Yds	Avg	LG	TD
Hill	55	761	13.8	89t	2
Hastings	48	722	15.0	39	5
Zellars	31	253	8.5	38	0
Guilford	27	362	13.4	47	1
Farquhar	17	253	14.9	42	1
L. Smith	17	180	10.6	25	1
T. Davis	13	85	6.5	18	0
Bates	5	42	8.4	15	0
Poole	4	98	24.5	49	2
McCrary	4	17	4.3	11	0
Bech	3	50	16.7	22	0
Hobbs	2	41	20.5	21	1
Savoie	1	14	14.0	14	0
T. Johnson	1	13	13.0	13	0
Saints	228	2901	12.7	89t	13
Opponents	293	3289	11.2	52	21

INTERCEPTIONS	No	Yds	Avg	LG	TD
Knight	5	75	15.0	39	0
Newman	3	19	6.3	17	0
Washington	2	30	15.0	30	0
Allen	2	27	13.5	27	0
Tubbs	2	21	10.5	15	0
Kelly	1	15	15.0	15	0
Harvey	1	7	7.0	7	0
Saints	16	194	12.1	39	0
Opponents	33	342	10.4	44t	1

PUNTING	No	Yds	Avg	Net	TD	LG	B
Royals	88	4038	45.9	34.9	13	21	66
Saints	88	4038	45.9	34.9	13	21	66
Opponents	92	3668	39.9	33.0	7	27	62

PUNT RET	Ret	FC	Yds	Avg	LG	TD
Guilford	47	26	498	10.6	32	0
Hastings	1	0	-2	-2.0	-2	0
Saints	48	26	498	10.3	32	0
Opponents	50	14	706	14.1	82t	1

KICKOFF RET	No	Yds	Avg	LG	TD
Guilford	43	1128	26.2	102t	1
T. Davis	9	173	19.2	29	0
Bech	3	47	15.7	30	0
McCrary	2	26	13.0	15	0
Tomich	1	0	0.0	0	0
Saints	58	1374	23.7	102t	1
Opponents	51	1139	22.3	59	0

FIELD GOALS 1-19 20-29 30-39 40-49 50+
Brien 1/1 2/2 10/10 6/9 4/5
Saints 1/1 2/2 10/10 6/9 4/5
Opponents 0/0 8/9 12/14 6/11 2/2

Brien: (31G, 53G, 46G) (37G, 31G) () (50N, 48N) (36G, 32G, 39G) (38G, 48G) (35G) () () (48G, 44G) (19G, 38G) (22G, 42B) (50G, 51G, 45G) (49G, 53G) (20G, 33G) (41N)

1997 NFC WEST STANDINGS				
Saints Finish: 4th place				
	W	L	T	Pct.
San Francisco	13	3	0	.813
Atlanta	7	9	0	.438
Carolina	7	9	0	.438
New Orleans	6	10	0	.375
St. Louis	5	11	0	.313

1998 SAINTS STATISTICS



Record: 6-10, Finish: 3rd-NFC West

Date	W/L	Score	Opponent	Attendance
9/6	W	24-17	at St. Louis	56,943
9/13	W	19-14	Carolina	51,915
9/27	W	19-13	at Indianapolis	48,480
10/4	L	27-30	New England	56,172
10/11	L	0-31	San Francisco	62,811
10/18	L	23-31	at Atlanta	60,774
10/25	W	9-3	Tampa Bay	52,695
11/1	L	17-31	at Carolina	62,514
11/8	L	24-31	at Minnesota	63,779
11/15	W	24-3	St. Louis	46,430
11/22	L	20-31	at San Francisco	68,429
11/29	L	10-30	at Miami	73,216
12/6	W	22-3	Dallas	65,065
12/13	L	17-27	Atlanta	61,678
12/20	L	17-19	at Arizona	51,617
12/27	L	33-45	Buffalo	39,707

TEAM STATISTICS	N.O.	OPP.
TOTAL FIRST DOWNS	258	326
Rushing	67	86
Passing	165	208
Penalty	26	32
3rd Down: Made/Att.	77/215	99/226
3rd Down: Pct.	35.8	43.8
4th Down: Made/Att.	6/17	4/9
4th Down: Pct.	35.3	44.4
POSSESSION AVG.	28:03	31:57
TOTAL NET YARDS	4463	5668
Avg. Per Game	278.9	354.3
Total Plays	966	1053
Avg. Per Play	4.6	5.4
NET YARDS RUSHING	1325	1700
Avg. Per Game	82.8	106.3
Total Rushes	374	467
NET YARDS PASSING	3138	3968
Avg. Per Game	196.1	248.0
Sacked/Yards Lost	57/376	47/288
Gross Yards	3514	4256
Att./Completions	535/278	539/328
Completion Pct.	52.0	60.9
Had Intercepted	19	21
PUNTS/AVERAGE	90/45.4	75/43.5
NET PUNTING AVG.	90/35.8	75/36.7
PENALTIES/YARDS	121/928	132/1164
FUMBLES/BALL LOST	28/14	24/11
TOUCHDOWNS	35	40
Rushing	6	13
Passing	19	24
Returns	10	3

Score by Periods	1	2	3	4	OT	TOT
Saints	50	125	41	83	6	305
Opponents	74	126	74	85	0	359

SCORING	TD	Ru	Pa	Rt	PAT	FG	S	TP
Brien	0	0	0	0	22/22	23/27	0	91
Hastings	5	0	5	0	0	0	32	
Bates	4	4	0	0	0	0	24	
Zellars	4	4	0	0	0	0	24	
Guilford	2	0	1	1	0	0	12	
Hill	2	0	2	0	0	0	12	
Poole	2	0	2	0	0	0	12	
Farquhar	1	0	1	0	0	0	6	
Fields	1	0	0	1	0	0	6	
Hobbs	1	0	1	0	0	0	6	
Shuler	1	0	1	0	0	0	6	
L. Smith	1	0	1	0	0	0	6	
Saints	24	9	13	2	22/22	23/27	0	237
Opponents	35	11	21	3	33/33	28/36	0	327

PASSING	Att	Cmp	Yds	Cmp%	Yds/Att	TD	TD%	Int	Int%	Long	Sk/Yds	Rating
Collins	191	94	1202	49.2	6.29	4	2.1	10	5.2	89t	21/140	54.5
Tolliver	199	110	1427	55.3	7.17	8	4.0	4	2.0	82t	11/88	83.1
Wuerffel	119	62	695	52.1	5.84	5	4.2	5	4.2	64t	23/131	66.3
Hobert	23	11	170	47.8	7.39	1	4.3	0	0.0	35t	2/17	87.2
L. Smith	2	1	20	50.0	10.00	1	50.0	0	0.0	20t	0/0	126.0
Craver	1	0	0	0.0	0.00	0	0.0	0	0.0	0	0/0	---
Saints	535	278	3514	52.0	6.57	19	3.6	19	3.6	89t	57/376	69.8
Opponents	539	328	4256	60.9	7.90	24	4.5	21	3.9	81t	47/288	84



1999 SAINTS STATISTICS

Record: 3-13, Finish: 5th-NFC West

Date	W/L	Score	Opponent	Attendance
9/12	W	19-10	Carolina	58,166
9/19	L	21-28	at San Francisco	67,685
10/3	L	10-14	at Chicago	66,944
10/10	L	17-20	Atlanta	57,289
10/17	L	21-24	Tennessee	51,875
10/24	L	3-31	at N.Y. Giants	77,982
10/31	L	16-21	Cleveland	48,817
11/7	L	16-31	Tampa Bay	47,129
11/14	W	24-6	San Francisco	52,198
11/21	L	23-41	at Jacksonville	69,772
11/28	L	12-43	at St. Louis	65,864
12/5	L	12-35	at Atlanta	62,568
12/12	L	14-30	St. Louis	46,838
12/19	L	8-31	at Baltimore	67,597
12/24	W	31-24	Dallas	47,835
1/2	L	13-45	at Carolina	56,929

TEAM STATISTICS	N.O.	OPP.
TOTAL FIRST DOWNS	288	297
Rushing	97	105
Passing	159	170
Penalty	32	22
3rd Down: Made/Att.	74/220	79/204
3rd Down: Pct.	33.6	38.7
4th Down: Made/Att.	8/22	8/11
4th Down: Pct.	36.4	72.7
POSSESSION AVG.	30:54	29:06
TOTAL NET YARDS	4983	5318
Avg. Per Game	311.4	332.4
Total Plays	1055	966
Avg. Per Play	4.7	5.5
NET YARDS RUSHING	1690	1774
Avg. Per Game	105.6	110.9
Total Rushes	461	432
NET YARDS PASSING	3293	3544
Avg. Per Game	205.8	221.5
Sacked/Yards Lost	41/305	45/277
Gross Yards	3598	3821
Att./Completions	553/288	489/291
Completion Pct.	52.1	59.5
Had Intercepted	30	19
PUNTS/AVERAGE	83/39.5	77/41.3
NET PUNTING AVG.	83/34.9	77/36.2
PENALTIES/YARDS	110/877	124/1006
FUMBLES/BALL LOST	26/9	22/15
TOUCHDOWNS	27	25
Rushing	9	15
Passing	16	34
Returns	2	6

Score by Periods	1	2	3	4	OT	TOT
Saints	59	91	39	71	0	260
Opponents	79	124	104	127	0	434

PASSING	Att	Cmp	Yds	Cmp%	Yds/Att	TD	TD%	Int	Int%	Long	Sk/Yds	Rating
Tolliver	268	139	1916	51.9	7.15	7	2.6	16	6.0	57	19/152	58.9
Hoibert	159	85	970	53.5	6.10	6	3.8	6	3.8	90	11/79	68.9
Delhomme	76	42	521	55.3	6.86	3	3.9	5	6.6	51	6/42	62.4
Wuerffel	48	22	191	45.8	3.98	0	0.0	3	6.3	22	5/32	30.8
L. Smith	1	0	0	0.0	0.00	0	0.0	0	0.0	0	0/0	39.6
Ri. Williams	1	0	0	0.0	0.00	0	0.0	0	0.0	0	0/0	39.6
Saints	553	288	3598	52.1	6.51	16	2.9	30	5.4	90	41/305	59.6
Opponents	489	291	3821	59.5	7.81	34	7.0	19	3.9	62	45/277	91.2

SCORING	TD	Ru	Pa	Rt	PAT	FG	S	TP
Brien	0	0	0	0	20/21	24/29	0	92
Poole	6	0	0	0	0	0	0	36
Kennison	4	0	4	0	0	0	0	26
Tolliver	3	3	0	0	0	0	0	18
Delhomme	2	2	0	0	0	0	0	12
Ri. Williams	2	2	0	0	0	0	0	12
Bech	1	0	1	0	0	0	0	8
Cleeland	1	0	1	0	0	0	0	8
Dawsey	1	0	1	0	0	0	0	6
Drakeford	1	0	0	1	0	0	0	6
Hastings	1	0	1	0	0	0	0	6
Hoibert	1	1	0	0	0	0	0	6
Slutzker	1	0	1	0	0	0	0	6
L. Smith	1	0	1	0	0	0	0	6
Weary	1	0	0	1	0	0	0	6
Wuerffel	1	1	0	0	0	0	0	6
Saints	27	9	16	2	20/21	24/29	0	260
Opponents	55	15	34	6	54/54	16/23	0	434

2-Pl. Conv.: Bech, Cleeland, Kennison, Saints 3-6, Opp. 1-1
SACKS: Glover 8.5, Whitehead 7.0, B. Smith 6.0, Wilson 5.5, Martin 4.5, Fields 4.0, Kei, Mitchell 3.5, Tomich 3.0, Robbins 2.0, Hewitt 1.0, Saints 45.0, Opp. 41.0

RUSHING	No	Yds	Avg	LG	TD
Ri. Williams	253	884	3.5	25	2
L. Smith	60	205	3.4	24	0
Perry	48	180	3.8	22	0
Tolliver	26	142	5.5	33	3
Delhomme	11	72	6.5	27	2
Hoibert	12	47	3.9	10	1
Craver	17	40	2.4	8	0
Davis	20	32	1.6	7	0
Wuerffel	2	29	14.5	29	1
Kennison	3	20	6.7	15	0
Philyaw	4	16	4.0	18	0
Poole	1	14	14.0	14	0
Barnhardt	1	4	4.0	4	0
Hastings	1	4	4.0	4	0
Powell	1	1	1.0	1	0
P.J. Franklin	1	0	0.0	0	0
Saints	461	1690	3.7	33	9
Opponents	432	1774	4.1	40	15

RECEIVING	No	Yds	Avg	LG	TD
Kennison	61	835	13.7	90	4
Poole	42	796	19.0	67	6
Hastings	40	564	14.1	42	1
Ri. Williams	28	172	6.1	29	0
Cleeland	26	325	12.5	31	1
L. Smith	20	151	7.6	26	1
Craver	19	154	8.1	29	0
Dawsey	16	196	12.3	57	1
Slutzker	11	164	14.9	42	1
Davis	7	53	7.6	20	0
Wilcox	6	61	10.2	19	0
Bech	4	65	16.3	23	1
Perry	4	28	6.5	11	0
Philyaw	2	23	11.5	14	0
P.J. Franklin	2	13	6.5	8	0
Saints	288	3598	12.5	90	16
Opponents	291	3821	13.1	62	34

INTERCEPTIONS	No	Yds	Avg	LG	TD
Ambrose	6	27	4.5	16	0
Clay	3	32	10.7	24	0
Kei, Mitchell	3	22	7.3	18	0
Weary	2	49	24.5	27	0
Fields	2	0	0.0	0	0
Kelly	1	6	6.0	6	0
Molden	1	2	2.0	2	0
Knight	1	0	0.0	0	0
Saints	19	138	7.3	27	0
Opponents	30	483	16.1	64	4

PUNTING	No	Yds	Avg	Net	TB	I20	LG	B
Barnhardt	82	3262	39.8	35.1	5	14	52	0
Brien	1	20	20.0	20.0	0	1	20	0
Saints	83	3282	39.5	34.9	5	15	52	0
Opponents	77	3183	41.3	36.2	7	24	60	0

PUNT RET	Ret	FC	Yds	Avg	LG	TD
Kennison	35	23	258	7.4	18	0
Saints	35	23	258	7.4	18	0
Opponents	43	25	283	6.6	74	1

KICKOFF RET	No	Yds	Avg	LG	TD
Philyaw	53	1165	22.0	55	0
Davis	20	424	21.2	35	0
Perry	2	6	3.0	16	0
Bech	1	12	12.0	12	0
Craver	1	3	3.0	3	0
Dawsey	1	20	20.0	20	0
Gammorn	1	9	9.0	9	0
Saints	79	1639	20.7	55	0
Opponents	60	1473	24.6	95	1

FIELD GOALS	1-19	20-29	30-39	40-49	50+
Brien	0/0	9/11	6/7	7/9	2/2
Saints	0/0	9/11	6/7	7/9	2/2
Opponents	1/1	2/2	7/8	4/6	2/4

Brien: (46G, 21G) () (30G) (28N, 42G, 49N) (24G, 42G) (25G) (47N, 49G, 22G, 46G) (29G, 39G, 37G) (28G) (52G, 39N) (51G, 42G, 45G, 35G, 24N) (24G, 34G) (29G, 26G) () (32G) ()
Opponents: (52G, 53N) () (32N) (36G, 44G) (42N, 19G) (41G) (46N) (35G, 51N) (52G, 22G) (45G, 32G) () () (40G, 30G, 41N, 40N, 38G) (36G) (33G) (27G)

1999 NFC WEST STANDINGS				
Saints Finish: 5th place				
	W	L	T	Pct.
St. Louis	13	3	0	.813
Carolina	8	8	0	.500
Atlanta	5	11	0	.313
San Francisco	4	12	0	.250
New Orleans	3	13	0	.188

2000 SAINTS STATISTICS



Record: 10-6, Finish: 1st-NFC West

Date	W/L	Score	Opponent	Attendance
9/3	L	10-14	Detroit	64,900
9/10	W	28-27	at San Diego	51,300
9/17	L	10-20	at Seattle	59,513
9/24	L	7-21	Philadelphia	64,900
10/8	W	31-10	at Chicago	66,944
10/15	W	24-6	Carolina	50,015
10/22	W	21-19	at Atlanta	56,508
10/29	W	21-10	at Arizona	35,016
11/5	W	31-15	San Francisco	64,900
11/12	W	20-10	at Carolina	72,981
11/19	L	22-31	Oakland	64,900
11/26	W	31-24	at St. Louis	66,064
12/3	L	23-38	Denver	64,900
12/10	W	31-27	at San Francisco	67,892
12/17	W	23-7	Atlanta	64,900
12/24	L	21-26	St. Louis	64,900

TEAM STATISTICS	N.O.	OPP.
TOTAL FIRST DOWNS	312	279
Rushing	117	95
Passing	169	159
Penalty	26	25
3rd Down: Made/Att.	97/227	80/204
3rd Down Pct.	42.7	39.2
4th Down: Made/Att.	10/17	4/14
4th Down Pct.	58.8	28.6
POSSESSION AVG.	31:27	28:33
TOTAL NET YARDS	5397	4743
Avg. Per Game	337.3	296.4
Total Plays	1041	949
Avg. Per Play	5.2	5.0
NET YARDS RUSHING	2068	1672
Avg. Per Game	129.3	104.5
Total Rushes	505	395
NET YARDS PASSING	3329	3071
Avg. Per Game	208.1	191.9
Sacked/Yards Lost	39/244	66/378
Gross Yards	3573	3449
Att./Completions	497/298	488/285
Completion Pct.	60.0	58.4
Had Intercepted	15	20
PUNTS/AVERAGE	74/41.1	74/40.9
NET PUNTING AVG.	74/32.3	74/35.7
PENALTIES/YARDS	124/1024	105/837
FUMBLES/BALL LOST	25/11	24/15
TOUCHDOWNS	41	36
Rushing	14	14
Passing	22	17
Returns	5	5

Score by Periods	1	2	3	4	OT	TOT
Saints	66	111	67	110	0	354
Opponents	58	111	51	85	0	305

SCORING	TD	Ru	Pa	Rt	PAT	FG	S	TP
Brien	0	0	0	0	37/37	23/29	0	106
R. Williams	9	8	1	0	0	0	0	54
Horn	8	0	8	0	0	0	0	48
Jackson	6	0	6	0	0	0	0	36
A. Glover	4	0	4	0	0	0	0	24
Allen	2	2	0	0	0	0	0	14
Brooks	2	2	0	0	0	0	0	12
Knight	2	0	0	2	0	0	0	12
Mitchell	2	0	0	2	0	0	0	12
Blake	1	1	0	0	0	0	0	6
Hall	1	0	1	0	0	0	0	6
Milne	1	0	1	0	0	0	0	6
Moore	1	1	0	0	0	0	0	6
Poole	1	0	1	0	0	0	0	6
D. Smith	1	0	1	0	0	0	0	6
Saints	41	14	22	5	37/37	23/29	0	354
Opponents	36	14	17	5	31/31	18/24	0	305
2-Pt. Conv.: Allen, Saints 1-4, Opp. 2-5								



PLAYOFF GAME SUMMARIES

Minnesota Vikings 44, Saints 10 NFC Wild Card Playoff (January 3, 1988) - Louisiana Superdome (68,127)

The Minnesota Vikings raced out to a 31-10 halftime lead & never looked back as they beat the Saints, 44-10, in an NFC Wild Card Playoff game in the Superdome. The Saints scored 1st when **Bobby Hebert** hit **Eric Martin** with a 10-yard TD pass early in the 1st quarter, but the Vikings roared back with 24 consecutive points. The Saints scored their final points on a 40-yard FG by **Morten Andersen** late in the 1st half. A "Hail Mary" TD pass from **Wade Wilson** to **Hassan Jones** as the half ended pushed the Vikings lead to 31-10. The Saints did not manage a 1st down rushing in the game & were held to nine overall while the Vikings had 28 1st downs overall. Meanwhile, the Vikings controlled the ball for over 41 minutes.

Minnesota Vikings	10	21	3	10	44
New Orleans Saints	7	3	0	3	10
Team Q Time Play Description (Extra Point) (Drive Info)	V-H				
NOS 1 13:37 Martin 10 yd. pass from Hebert (Andersen kick) (2-11, 0:44)	0-7				
MV 1 8:01 Nelson 42 FG (4-2, 2:05)	3-7				
MV 1 3:07 Carter 84 yd. punt return (Nelson kick)	10-7				
MV 2 11:41 Jordan 5 yd. pass from Wilson (Nelson kick) (10-65, 4:21)	17-7				
MV 2 6:10 Carter 10 yd. pass from Rice (Nelson kick) (7-54, 3:08)	24-7				
NOS 2 3:06 Andersen 40 FG (8-40, 3:04)	24-10				
MV 2 0:00 Jones 44 yd. pass from Wilson (Nelson kick) (3-35, 0:35)	31-10				
MV 3 1:15 Nelson 32 FG (11-68, 3:10)	34-10				
MV 4 7:14 Nelson 19 FG (13-54, 8:27)	37-10				
MV 4 1:46 Dozier 8 yd. run (Nelson kick) (10-60, 4:20)	44-10				

TEAM STATISTICS		
	MV	NOS
Total First Downs	28	9
Total Net Yards	417	149
Rushes-Yards	50-210	14-53
Net Yards Passing	207	96
Passing (A-C-I)	30-17-0	31-11-4
Sacked-Yards	6-42	2-8
Punts-Average	3-32	6-44.2
Fumbles-Lost	4-2	0-0
Penalties-Yards Lost	6-64	3-2
Time of Possession	41:18	18:42

RUSHING		
MV: D. Nelson 17-73; Anderson 7-49;		
Dozier 8-45, 1 TD; Fenney 7-20; Rice 4-		
10; Kramer 2-5; W. Wilson 2-5; Gannon		
3-3		
NOS: Hilliard 8-39; Mayes 3-11; Hebert 2-		
2; Jordan 1-1		

PASSING		
MV: Wilson 20-11-0, 189 yards, 2 TDs;		
Kramer 9-5-0, 50 yards; Rice 1-1-0, 10		
yards, 1 TD		
NOS: Hebert 19-9-2, 84 yards, 1 TD;		
Wilson 12-2-2, 20 yards		

RECEIVING		
MV: Carter 6-79, 1 TD; D. Nelson 2-56;		
Lewis 2-27; Jordan 2-17, 1 TD; Rice 2-17;		
Jones 1-44, 1 TD; Gustafson 1-12;		
Anderson 1-(-3)		
NOS: Brenner 2-33; Hill 2-15; Hilliard 2-		
15; Pattison 2-18; Tice 2-13; Martin 1-10,		
1 TD		

Chicago Bears 16, Saints 6 NFC Wild Card Playoff (January 6, 1991) - Soldier Field (60,767)

The Chicago Bears got out to a 10-0 lead & held off the Saints, 16-6 in a NFC Wild Card Playoff game at Soldier Field. The Bears went up 3-0 on a **Kevin Butler** 33-yard FG after an interception. The Bears opened a 10-0 lead when **Mike Tomczak** connected with **James Thornton** on an 18-yard TD pass. **Morten Andersen** scored the Saints 1st points on a 47-yard FG with 1:38 left in the half. An offside call nullified a 61-yard return of a blocked Bears FG attempt & the Bears took advantage as Butler hit his 2nd FG of the game, this time from 22 yards out for a 13-3 lead midway through the 3rd. In the 4th, the teams traded FGs as Andersen hit from 38 and Butler connected from 21 yards for the final margin. The Bears' Neal Anderson rushed 27 times for 166 yards & caught 4 passes for 42 yards as Chicago rolled up 365 total yards to the Saints' 193.

New Orleans Saints	0	3	0	3	6
Chicago Bears	3	7	3	3	16
Team Q Time Play Description (Extra Point) (Drive Info)	V-H				
CB 1 10:06 Butler 19 FG (6-32, 3:22)	0-3				
CB 2 13:08 Thornton 18 yd. pass from Tomczak (Butler kick) (6-62, 4:07)	0-10				
NOS 2 1:38 Andersen 47 FG (6-18, 2:09)	3-10				
CB 3 7:29 Butler 22 FG (16-60, 8:31)	6-13				

TEAM STATISTICS		
	NOS	CB
Total First Downs	11	18
Total Net Yards	193	365
Rushes-Yards	18-65	43-189
Net Yards Passing	128	176
Passing (A-C-I)	34-11-3	26-13-0
Sacked-Yards Lost	2-25	2-12
Punts-Average	3-30	2-27.5
Fumbles-Lost	1-0	2-1
Penalties-Yards Lost	2-10	7-57
Time of Possession	22:29	37:31

RUSHING		
NOS: Fenerty 8-29; Fourcade 2-13;		
Hilliard 4-13; Heyward 4-10		
CB: Anderson 27-102; Muster 12-71;		
Green 2-8; Tomczak 2-8		

PASSING		
NOS: Walsh 16-6-1, 74 yards; Fourcade		
18-5-2, 79 yards		
CB: Tomczak 25-12-0, 166 yards, 1 TD;		
Anderson 1-1-0, 22 yards		

RECEIVING		
NOS: Fenerty 4-22; Martin 2-47; Scales		
1-31; Tice 1-19; Brenner 1-17; Perriman		
1-11; Turner 1-6		
CB: Anderson 4-42; Thornton 2-43, 1 TD;		
Gentry 2-41; Morris 2-28; Muster 2-21;		
Davis 1-13		



PLAYOFF GAME SUMMARIES

Atlanta Falcons 27, Saints 20 NFC Wild Card Playoff (December 28, 1991) - Louisiana Superdome (68,794)

The Atlanta Falcons rallied from a 20-17 deficit early in the 4th quarter to beat the Saints, 27-20 in a NFC Wild Card Playoff game in the Superdome. The Saints scored 1st on a 26-yard TD pass from **Bobby Hebert** to **Floyd Turner**. **Morten Andersen** kicked a 45-yard FG for a 10-0 Saints lead. Atlanta got a 24-yard TD pass from **Chris Miller** to **Andre Rison** to pull to 10-7. **Norm Johnson's** 44-yard FG with 0:37 left in the 1st half tied the score, but Andersen's 35-yarder gave the Saints a 13-10 lead at the half. Atlanta took the lead when Miller connected with **Michael Haynes** on a 20-yard TD pass early in the 3rd. The Saints came back with a **Dalton Hilliard** 1-yard TD run. Atlanta tied the game on a Johnson 36-yard FG & won on a Miller to Haynes 61-yard TD pass with 2:41 left. **Tim McKyer** intercepted a Hebert pass with 1:10 left at the Atlanta 35 to seal the victory.

Atlanta Falcons	0	10	7	10	27
New Orleans Saints	7	6	0	7	20
Team Q Time Play Description (Extra Point) (Drive Info)	V-H				
NOS 1 8:57 Turner 26 yd. pass from Hebert (Andersen kick) (11-78, 6:03)	0-7				
NOS 2 11:37 Andersen 45 yd. FG (6-24, 3:19)	0-10				
AF 2 5:28 Rison 24 yd. pass from Miller (Johnson kick) (11-80, 6:11)	7-10				
AF 2 0:37 Johnson 44 FG (10-37, 2:13)	10-10				
NOS 2 0:00 Andersen 35 FG (4-41, 0:37)	10-13				
AF 3 9:59 Haynes 20 yd. pass from Miller (Johnson kick) (9-84, 5:01)	17-13				
NOS 4 14:10 Hilliard 1 yd. run (Andersen kick) (19-80, 10:49)	17-20				
AF 4 7:43 Johnson 36 FG (11-45, 6:27)	20-20				
AF 4 2:41 Haynes 61 yd. pass from Miller (Johnson kick) (5-80, 1:53)	27-20				

TEAM STATISTICS		
	AF	NOS
Total First Downs	20	23
Total Net Yards	334	330
Rushes-Yards	22-79	22-65
Net Yards Passing	255	265
Passing (A-C-I)	30-18-1	44-26-2
Sacked-Yards	5-36	1-8
Punts-Average	1-42	3-54
Fumbles-Lost	3-1	2-1
Penalties-Yards Lost	6-48	5-49
Time of Possession	26:52	33:08

RUSHING		
AF: Rozier 7-35; Pegram 11-26; Miller 4-		
18		
NOS: McAfee 14-49; Hebert 1-9; Hilliard		
4-5, 1 TD; Jordan 3-2		

PASSING		
AF: Miller 30-18-1, 291 yards, 3 TDs		
NOS: Hebert 44-26-2, 273 yards, 1 TD		

RECEIVING		
AF: Haynes 6-144, 2 TDs; Pritchard 5-63;		
Rison 4-56, 1 TD; Thomas 1-19; Pegram		
1-5; Dixon 1-4		
NOS: Martin 7-83; Turner 5-75, 1 TD;		
Early 5-41; Hilliard 5-33; Carroll 2-23; Tice		
1-13; Jordan 1-5		

Philadelphia Eagles 36, Saints 20 NFC Wild Card Playoff (January 3, 1993) - Louisiana Superdome (68,893)

The Philadelphia Eagles rallied from a 20-7 deficit to beat the Saints, 36-20 in a NFC Wild Card Playoff game in the Superdome. The Saints took a 7-0 lead in the 1st when **Craig Heyward** scored on a 1-yard run. The Eagles tied the game on a 57-yard TD pass from **Randall Cunningham**. The Saints got a 17-7 halftime lead on a **Bobby Hebert** TD pass & a 35-yard FG by **Morten Andersen**. Andersen hit a 42-yard FG, but the Eagles pulled to 20-10 on a **Roger Ruzek** 40-yard FG late in the 3rd. The Eagles grabbed a 24-20 lead with TDs on their 1st 2 possessions of the 4th quarter. Hebert was sacked for a safety by **Reggie White** for a 26-20 margin. Ruzek hit a 39-yard FG & **Eric Allen** returned an interception for another score in the final minutes.

Philadelphia Eagles	7	0	3	26	36
New Orleans Saints	7	10	3	0	20
Team Q Time Play Description (Extra Point) (Drive Info)	V-H				
NOS 1 9:20 Heyward 1 yd. run (Andersen kick) (8-73, 5:40)	0-7				
PE 1 3:22 Barnett 57 yd. pass from Cunningham (Ruzek kick) (4-80, 2:15)	7-7				
NOS 2 8:18 Andersen 35 FG (13-71, 7:07)	7-10				
NOS 2 4:14 Early 7 yd. pass from Hebert (Andersen kick) (4-53, 2:25)	7-17				
NOS 3 6:28 Andersen 42 FG (5-44, 3:25)	7-20				
PE 3 1:01 Ruzek 40 FG (9-39, 4:05)	10-20				
PE 4 10:37 Barnett 35 yd. pass from Cunningham (Ruzek kick) (9-64, 4:08)	17-20				
PE 4 6:48 Sherman 6 yd. run (Ruzek kick) (5-26, 3:27)	24-20				
PE 4 5:36 Hebert sacked by White for a safety	26-20				
PE 4 2:36 Ruzek 39 FG (7-40, 3:00)	29-20				
PE 4 2:17 Allen 18 yd. interception return (Ruzek kick)	36-20				

TEAM STATISTICS		
	PE	NOS
Total First Downs	19	20
Total Net Yards	349	360
Rushes-Yards	28-136	20-76
Net Yards Passing	213	284
Passing (A-C-I)	35-19-0	39-23-3
Sacked-Yards	1-6	1-7
Punts-Average	5-51.2	3-45.3
Fumbles-Lost	1-1	1-1
Penalties-Yards Lost	4-37	4-35
Time of Possession	31:25	28:35

RUSHING		
PE: Sherman 21-105, 1 TD; Cunningham		
2-19; Walker 5-12		
NOS: Dunbar 4-28; Heyward 10-23, 1 TD;		
Hebert 3-18; Hilliard 3-7		

PASSING		
PE: Cunningham 35-19-0, 219 yards, 2		
TDs		
NOS: Hebert 39-23-3, 291 yards, 1 TD		

RECEIVING		
PE: Byars 6-37; Barnett 4-102, 2 TDs;		
Williams 4-36; Sherman 3-29; Green 1-		
14; Walker 1-1		
NOS: Early 7-93, 1 TD; Martin 5-64;		
Dunbar 4-49; Heyward 3-45; Brenner 2-		
24; Hilliard 1-10; Small 1-6		



PLAYOFF GAME SUMMARIES

Minnesota Vikings 44, Saints 10 NFC Wild Card Playoff (January 3, 1988) - Louisiana Superdome (68,127)

The Minnesota Vikings raced out to a 31-10 halftime lead & never looked back as they beat the Saints, 44-10, in an NFC Wild Card Playoff game in the Superdome. The Saints scored 1st when **Bobby Hebert** hit **Eric Martin** with a 10-yard TD pass early in the 1st quarter, but the Vikings roared back with 24 consecutive points. The Saints scored their final points on a 40-yard FG by **Morten Andersen** late in the 1st half. A "Hail Mary" TD pass from **Wade Wilson** to **Hassan Jones** as the half ended pushed the Vikings lead to 31-10. The Saints did not manage a 1st down rushing in the game & were held to nine overall while the Vikings had 28 1st downs overall. Meanwhile, the Vikings controlled the ball for over 41 minutes.

Minnesota Vikings	10	21	3	10	44
New Orleans Saints	7	3	0	3	10
Team Q Time Play Description (Extra Point) (Drive Info)	V-H				
NOS 1 13:37 Martin 10 yd. pass from Hebert (Andersen kick) (2-11, 0:44)	0-7				
MV 1 8:01 Nelson 42 FG (4-2, 2:05)	3-7				
MV 1 3:07 Carter 84 yd. punt return (Nelson kick)	10-7				
MV 2 11:41 Jordan 5 yd. pass from Wilson (Nelson kick) (10-65, 4:21)	17-7				
MV 2 6:10 Carter 10 yd. pass from Rice (Nelson kick) (7-54, 3:08)	24-7				
NOS 2 3:06 Andersen 40 FG (8-40, 3:04)	24-10				
MV 2 0:00 Jones 44 yd. pass from Wilson (Nelson kick) (3-35, 0:35)	31-10				
MV 3 1:15 Nelson 32 FG (11-68, 3:10)	34-10				
MV 4 7:14 Nelson 19 FG (13-54, 8:27)	37-10				
MV 4 1:46 Dozier 8 yd. run (Nelson kick) (10-60, 4:20)	44-10				

TEAM STATISTICS		
	MV	NOS
Total First Downs	28	9
Total Net Yards	417	149
Rushes-Yards	50-210	14-53
Net Yards Passing	207	96
Passing (A-C-I)	30-17-0	31-11-4
Sacked-Yards	6-42	2-8
Punts-Average	3-32	6-44.2
Fumbles-Lost	4-2	0-0
Penalties-Yards Lost	6-64	3-2
Time of Possession	41:18	18:42

RUSHING		
MV: D. Nelson 17-73; Anderson 7-49;		
Dozier 8-45, 1 TD; Fenney 7-20; Rice 4-		
10; Kramer 2-5; W. Wilson 2-5; Gannon		
3-3		
NOS: Hilliard 8-39; Mayes 3-11; Hebert 2-		
2; Jordan 1-1		

PASSING		
MV: Wilson 20-11-0, 189 yards, 2 TDs;		
Kramer 9-5-0, 50 yards; Rice 1-1-0, 10		
yards, 1 TD		
NOS: Hebert 19-9-2, 84 yards, 1 TD;		
Wilson 12-2-2, 20 yards		

RECEIVING		
MV: Carter 6-79, 1 TD; D. Nelson 2-56;		
Lewis 2-27; Jordan 2-17, 1 TD; Rice 2-17;		
Jones 1-44, 1 TD; Gustafson 1-12;		
Anderson 1-(-3)		
NOS: Brenner 2-33; Hill 2-15; Hilliard 2-		
15; Pattison 2-18; Tice 2-13; Martin 1-10,		
1 TD		

Chicago Bears 16, Saints 6 NFC Wild Card Playoff (January 6, 1991) - Soldier Field (60,767)

The Chicago Bears got out to a 10-0 lead & held off the Saints, 16-6 in a NFC Wild Card Playoff game at Soldier Field. The Bears went up 3-0 on a **Kevin Butler** 33-yard FG after an interception. The Bears opened a 10-0 lead when **Mike Tomczak** connected with **James Thornton** on an 18-yard TD pass. **Morten Andersen** scored the Saints 1st points on a 47-yard FG with 1:38 left in the half. An offside call nullified a 61-yard return of a blocked Bears FG attempt & the Bears took advantage as Butler hit his 2nd FG of the game, this time from 22 yards out for a 13-3 lead midway through the 3rd. In the 4th, the teams traded FGs as Andersen hit from 38 and Butler connected from 21 yards for the final margin. The Bears' Neal Anderson rushed 27 times for 166 yards & caught 4 passes for 42 yards as Chicago rolled up 365 total yards to the Saints' 193.

New Orleans Saints	0	3	0	3	6
Chicago Bears	3	7	3	3	16
Team Q Time Play Description (Extra Point) (Drive Info)	V-H				
CB 1 10:06 Butler 19 FG (6-32, 3:22)	0-3				
CB 2 13:08 Thornton 18 yd. pass from Tomczak (Butler kick) (6-62, 4:07)	0-10				
NOS 2 1:38 Andersen 47 FG (6-18, 2:09)	3-10				
CB 3 7:29 Butler 22 FG (16-60, 8:31)	6-13				

TEAM STATISTICS		
	NOS	CB
Total First Downs	11	18
Total Net Yards	193	365
Rushes-Yards	18-65	43-189
Net Yards Passing	128	176
Passing (A-C-I)	34-11-3	26-13-0
Sacked-Yards Lost	2-25	2-12
Punts-Average	3-30	2-27.5
Fumbles-Lost	1-0	2-1
Penalties-Yards Lost	2-10	7-57
Time of Possession	22:29	37:31

RUSHING		
NOS: Fenerty 8-29; Fourcade 2-13;		
Hilliard 4-13; Heyward 4-10		
CB: Anderson 27-102; Muster 12-71;		
Green 2-8; Tomczak 2-8		

PASSING		
NOS: Walsh 16-6-1, 74 yards; Fourcade		
18-5-2, 79 yards		
CB: Tomczak 25-12-0, 166 yards, 1 TD;		
Anderson 1-1-0, 22 yards		

RECEIVING		
NOS: Fenerty 4-22; Martin 2-47; Scales		
1-31; Tice 1-19; Brenner 1-17; Perriman		
1-11; Turner 1-6		
CB: Anderson 4-42; Thornton 2-43, 1 TD;		
Gentry 2-41; Morris 2-28; Muster 2-21;		
Davis 1-13		



PLAYOFF GAME SUMMARIES

Atlanta Falcons 27, Saints 20 NFC Wild Card Playoff (December 28, 1991) - Louisiana Superdome (68,794)

The Atlanta Falcons rallied from a 20-17 deficit early in the 4th quarter to beat the Saints, 27-20 in a NFC Wild Card Playoff game in the Superdome. The Saints scored 1st on a 26-yard TD pass from **Bobby Hebert** to **Floyd Turner**. **Morten Andersen** kicked a 45-yard FG for a 10-0 Saints lead. Atlanta got a 24-yard TD pass from **Chris Miller** to **Andre Rison** to pull to 10-7. **Norm Johnson's** 44-yard FG with 0:37 left in the 1st half tied the score, but Andersen's 35-yarder gave the Saints a 13-10 lead at the half. Atlanta took the lead when Miller connected with **Michael Haynes** on a 20-yard TD pass early in the 3rd. The Saints came back with a **Dalton Hilliard** 1-yard TD run. Atlanta tied the game on a **Johnson** 36-yard FG & won on a **Miller** to **Haynes** 61-yard TD pass with 2:41 left. **Tim McKyer** intercepted a Hebert pass with 1:10 left at the Atlanta 35 to seal the victory.

Atlanta Falcons	0	10	7	10	27
New Orleans Saints	7	6	0	7	20
Team Q Time Play Description (Extra Point) (Drive Info)	V-H				
NOS 1 8:57 Turner 26 yd. pass from Hebert (Andersen kick) (11-78, 6:03)	0-7				
NOS 2 11:37 Andersen 45 yd. FG (6-24, 3:19)	0-10				
AF 2 5:28 Rison 24 yd. pass from Miller (Johnson kick) (11-80, 6:11)	7-10				
AF 2 0:37 Johnson 44 FG (10-37, 2:13)	10-10				
NOS 2 0:00 Andersen 35 FG (4-41, 0:37)	10-13				
AF 3 9:59 Haynes 20 yd. pass from Miller (Johnson kick) (9-84, 5:01)	17-13				
NOS 4 14:10 Hilliard 1 yd. run (Andersen kick) (19-80, 10:49)	17-20				
AF 4 7:43 Johnson 36 FG (11-45, 6:27)	20-20				
AF 4 2:41 Haynes 61 yd. pass from Miller (Johnson kick) (5-80, 1:53)	27-20				

TEAM STATISTICS		
	AF	NOS
Total First Downs	20	23
Total Net Yards	334	330
Rushes-Yards	22-79	22-65
Net Yards Passing	255	265
Passing (A-C-I)	30-18-1	44-26-2
Sacked-Yards	5-36	1-8
Punts-Average	1-42	3-54
Fumbles-Lost	3-1	2-1
Penalties-Yards Lost	6-48	5-49
Time of Possession	26:52	33:08

RUSHING		
AF: Rozier 7-35; Pegram 11-26; Miller 4-		
18		
NOS: McAfee 14-49; Hebert 1-9; Hilliard		
4-5, 1 TD; Jordan 3-2		

PASSING		
AF: Miller 30-18-1, 291 yards, 3 TDs		
NOS: Hebert 44-26-2, 273 yards, 1 TD		

RECEIVING		
AF: Haynes 6-144, 2 TDs; Pritchard 5-63;		
Rison 4-56, 1 TD; Thomas 1-19; Pegram		
1-5; Dixon 1-4		
NOS: Martin 7-83; Turner 5-75, 1 TD;		
Early 5-41; Hilliard 5-33; Carroll 2-23; Tice		
1-13; Jordan 1-5		

Philadelphia Eagles 36, Saints 20 NFC Wild Card Playoff (January 3, 1993) - Louisiana Superdome (68,893)

The Philadelphia Eagles rallied from a 20-7 deficit to beat the Saints, 36-20 in a NFC Wild Card Playoff game in the Superdome. The Saints took a 7-0 lead in the 1st when **Craig Heyward** scored on a 1-yard run. The Eagles tied the game on a 57-yard TD pass from **Randall Cunningham**. The Saints got a 17-7 halftime lead on a **Bobby Hebert** TD pass & a 35-yard FG by **Morten Andersen**. Andersen hit a 42-yard FG, but the Eagles pulled to 20-10 on a **Roger Ruzek** 40-yard FG late in the 3rd. The Eagles grabbed a 24-20 lead with TDs on their 1st 2 possessions of the 4th quarter. Hebert was sacked for a safety by **Reggie White** for a 26-20 margin. Ruzek hit a 39-yard FG & **Eric Allen** returned an interception for another score in the final minutes.

Philadelphia Eagles	7	0	3	26	36
New Orleans Saints	7	10	3	0	20
Team Q Time Play Description (Extra Point) (Drive Info)	V-H				
NOS 1 9:20 Heyward 1 yd. run (Andersen kick) (8-73, 5:40)	0-7				
PE 1 3:22 Barnett 57 yd. pass from Cunningham (Ruzek kick) (4-80, 2:15)	7-7				
NOS 2 8:18 Andersen 35 FG (13-71, 7:07)	7-10				
NOS 2 4:14 Early 7 yd. pass from Hebert (Andersen kick) (4-53, 2:25)	7-17				
NOS 3 6:28 Andersen 42 FG (5-44, 3:25)	7-20				
PE 3 1:01 Ruzek 40 FG (9-39, 4:05)	10-20				
PE 4 10:37 Barnett 35 yd. pass from Cunningham (Ruzek kick) (9-64, 4:08)	17-20				
PE 4 6:48 Sherman 6 yd. run (Ruzek kick) (5-26, 3:27)	24-20				
PE 4 5:36 Hebert sacked by White for a safety	26-20				
PE 4 2:36 Ruzek 39 FG (7-40, 3:00)	29-20				
PE 4 2:17 Allen 18 yd. interception return (Ruzek kick)	36-20				

TEAM STATISTICS		
	PE	NOS
Total First Downs	19	20
Total Net Yards	349	360
Rushes-Yards	28-136	20-76
Net Yards Passing	213	284
Passing (A-C-I)	35-19-0	39-23-3
Sacked-Yards	1-6	1-7
Punts-Average	5-51.2	3-45.3
Fumbles-Lost	1-1	1-1
Penalties-Yards Lost	4-37	4-35
Time of Possession	31:25	28:35

RUSHING		
PE: Sherman 21-105, 1 TD; Cunningham		
2-19; Walker 5-12		
NOS: Dunbar 4-28; Heyward 10-23, 1 TD;		
Hebert 3-18; Hilliard 3-7		

PASSING		
PE: Cunningham 35-19-0, 219 yards, 2		
TDs		
NOS: Hebert 39-23-3, 291 yards, 1 TD		

RECEIVING		
PE: Byars 6-37; Barnett 4-102, 2 TDs;		
Williams 4-36; Sherman 3-29; Green 1-		
14; Walker 1-1		
NOS: Early 7-93, 1 TD; Martin 5-64;		
Dunbar 4-49; Heyward 3-45; Brenner 2-		
24; Hilliard 1-10; Small 1-6		



PLAYOFF GAME SUMMARIES

Saints 31, St. Louis Rams 28

NFC Wild Card Playoff (December 30, 2000) - Louisiana Superdome (64,900)

The Saints jumped out to a 31-7 lead & held off a late St. Louis rally for the 1st playoff win in franchise history, 31-28, in a NFC Wild Card Playoff game in the Superdome. St. Louis went up 7-0 on a 17-yard TD pass from **Kurt Warner**. After that, it was all Saints as they scored on 5 of their next 9 possessions. **Aaron Brooks** hit **Robert Wilson** with a 12-yard TD pass & **Doug Brien** hit a 33-yard FG for a 10-7 lead. Brooks then found **Willie Jackson** on TD passes of 10, 49 & 16 yards for a 31-7 lead with 11:57 left. The Rams mounted a comeback as Warner threw TD passes of 17 & 25 yards & ran for another TD to pull St. Louis to 31-28. The Saints were forced to punt with 1:51 to play & the return was muffed by **Az-Zahir Hakim**. **Brian Milne** came up with the ball to seal the win for the Saints. Jackson tied an NFL Playoff record with 3 TD catches as part of a 6-catch, 142-yard day.

St. Louis Rams	7	0	0	21	28
New Orleans Saints	0	10	7	14	31
Team Q Time Play Description (Extra Point) (Drive Info)	V-H				
SLR 1 5:58 Bruce 17 yd. pass from Warner (Wilkins kick) (11-68, 6:55)	7-0				
NOS 2 14:56 Wilson 12 yd. pass from Brooks (Brien kick) (11-70, 6:02)	7-7				
NOS 2 1:30 Brien 33 yd. FG (4-5, 0:51)	7-10				
NOS 3 8:40 Jackson 10 yd. pass from Brooks (Brien kick) (7-45, 3:23)	7-17				
NOS 4 13:22 Jackson 49 yd. pass from Brooks (Brien kick) (5-74, 2:55)	7-24				
NOS 4 11:57 Jackson 16 yd. pass from Brooks (Brien kick) (1-16, 0:05)	7-31				
SLR 4 9:36 Proehl 17 yd. pass from Warner (run failed) (4-80, 2:21)	13-31				
SLR 4 3:52 Faulk 25 yd. pass from Warner (Wilkins kick) (3-62, 0:48)	20-31				
SLR 4 2:36 Warner 5 yd. run (Faulk pass from Warner) (5-47, 1:07)	28-31				

Minnesota Vikings 34, Saints 16

NFC Divisional Playoff (January 6, 2001) - Metrodome (64,900)

The Minnesota Vikings raced out to a 24-3 lead on the way to a 34-16 victory in the NFC Divisional Playoff game in the Metrodome. The Vikings struck on their 1st series as **Daunte Culpepper** hit **Randy Moss** on a 53-yard TD pass. The Saints pulled to 7-3 on a **Doug Brien** 33-yard FG. **Gary Anderson** hit a 24-yard FG & Culpepper found **Cris Carter** with a 17-yard TD pass for a 17-3 Vikings halftime lead. Minnesota took the 2nd half kickoff & scored on a 68-yard TD pass from Culpepper to Moss for a 24-3 lead. The Saints got a 2-yard TD pass from **Aaron Brooks** to **Dave Stachelski** to pull to 24-10, but the Vikings' Anderson hit a 44-yard FG & **Robert Smith** scored on a 2-yard run for a 34-10 margin. The Saints scored the game's final points as Brooks found **Willie Jackson** for a 48-yard TD pass with 2:19 left. The Saints' **Chad Morton** caught a NFL postseason record-tying 13 passes for 106 yards.

New Orleans Saints	3	0	7	6	16
Minnesota Vikings	10	7	10	7	34
Team Q Time Play Description (Extra Point) (Drive Info)	V-H				
MV 1 11:57 Moss 53 yd. pass from Culpepper (Anderson kick) (3-64, 1:20)	0-7				
NOS 1 7:46 Brien 33 yd. FG (10-65, 4:11)	3-7				
MV 1 1:36 Anderson 24 yd. FG (12-67, 6:10)	3-10				
MV 2 1:29 Carter 17 yd. pass from Culpepper (Anderson kick) (7-73, 3:40)	3-17				
MV 3 13:33 Moss 68 yd. pass from Culpepper (Anderson kick) (3-77, 1:27)	3-24				
NOS 3 9:33 Stachelski 2 yd. pass from Brooks (Brien kick) (8-83, 4:00)	10-24				
MV 3 4:31 Anderson 44 yd. FG (10-50, 5:02)	10-27				
MV 4 10:46 Smith 2 yd. run (Anderson kick) (8-29, 4:32)	10-34				
NOS 4 2:19 Jackson 48 yd. pass from Brooks (pass failed) (3-66, 0:58)	16-34				

TEAM STATISTICS

	SLR	NOS
Total First Downs	17	17
Total Net Yards	384	301
Rushes-Yards	16-34	32-50
Net Yards Passing	350	251
Passing (A-C-I)	40-24-3	29-16-1
Sacked-Yards	2-7	6-12
Punts-Average	5-43.0	6-41.0
Fumbles-Lost	3-2	4-1
Penalties-Yards Lost	9-60	5-40
Time of Possession	28:29	31:31

RUSHING

SLR: Faulk 14-24; Warner 1-5, 1 TD; Watson 1-5

NOS: Brooks 10-26; Allen 16-21; Morton 2-5; Moore 3-1; Jackson 1-(-3)

PASSING

SLR: Warner 40-24-3; 365 yards, 3 TDs

NOS: Brooks 29-16-1, 266 yards, 4 TDs

RECEIVING

SLR: Bruce 7-127, 1 TD; Faulk 7-99, 1 TD; Proehl 3-46, 1 TD; Williams 3-25; Hakim 2-42; Holt 2-26

NOS: Jackson 6-142, 3 TDs; Wilson 3-41, 1 TD; Reed 3-27; Morton 2-34; A. Glover 1-16; Allen 1-6

TEAM STATISTICS

	NOS	MV
Total First Downs	19	18
Total Net Yards	355	429
Rushes-Yards	17-69	32-127
Net Yards Passing	286	302
Passing (A-C-I)	48-30-2	31-17-0
Sacked-Yards	2-9	0-0
Punts-Average	5-39.0	5-45.0
Fumbles-Lost	0-0	1-0
Penalties-Yards Lost	7-40	5-60
Time of Possession	27:49	32:11

RUSHING

NOS: Brooks 5-29; Morton 5-25; Williams 6-14; Allen 1-1

MV: Smith 25-74, 1 TD; Culpepper 4-51; Morrow 3-2

PASSING

NOS: Brooks 48-30-2, 295 yards, 2 TDs

MV: Culpepper 31-17-0, 302 yards, 3 TDs

RECEIVING

NOS: Morton 13-106; Jackson 9-125, 1 TD; Reed 2-29; Poole 2-12; Wilson 1-14; A. Glover 1-5; Stachelski 1-2, 1 TD

MV: Carter 8-120, 1 TD; Moss 2-121, 2 TDs; Smith 2-25; Kleinsasser 2-18; Walters 1-7; Jordan 1-6; McWilliams 1-5

ALL-TIME ROSTER



COACHES

Abramowicz, Danny — Xavier (Ohio)	1997-99
Alexander, Hubbard — Tennessee St.	2000-01
Amadee, Lynn — LSU	1973
April, Bobby — Nicholls St.	1996-99
Arians, Bruce — Virginia Tech	1996
Atkins, Dave — Texas El-Paso	1996, 2000-01
Baker, Joe — Princeton	2000-01
Barnes, Billy Ray — Wake Forest	1969-70, 75
Beake, John — Trenton St.	1976-77
Beard, Ed — Tennessee	1978-80
Biles, Ed — Miami (Ohio)	1969-70
Boudreau, Paul — Boston College	1987-93
Buchanan, Buck — Grambling St.	1976-77
Bunting, John — North Carolina	2000
Campbell, Whitey — Miami	1976-80
Capers, Dom — Mount Union	1986-91
Champion, Jim — Mississippi St.	1971-72
Cignetti, Frank Jr. — Indiana (Pa.)	2000-01
Clancy, Sam — Pittsburgh	2000-01
Clements, Tom — Notre Dame	1997-98
Corey, Walt — Miami	1997-99
Cummings, Bob — Vanderbilt	1973-75
Davidson, Jeff — Ohio St.	1996
Del Rio, Jack — Southern California	1997-98
Dickson, George — Notre Dame	1967-68
Dika, Mike — Pittsburgh	1997-99
Ecklund, Brad — Oregon	1968-70
Erkenbeck, Jim — San Diego St.	1986
Everest, Al — SMU	2000-01
Everest, Andy — Texas-El Paso	1981-85
Fangio, Vic — East Stroudsburg	1986-94
Faulkner, Jack — Miami (Ohio)	1967-69
Fears, Tom — UCLA	1967-70
Franklin, Chet — Utah	1978-79
Garrett, Jim — Utah St.	1976-77
Garrett, Judd — Princeton	1997-99
Glick, Fred — Colorado St.	1980
Gullickson, Rock — Moorhead (Minn.) St.	2000-01
Haslett, Jim — Indiana (Pa.)	1995-96, 2000-01
Hatley, Mark — Oklahoma St.	1985
Hefferle, Ernie — Duquesne	1975
Heinrich, Don — Washington	1969-70
Henry, Jack — Indiana (Pa.)	2000-01
Hewley, Wimp — Wyoming	1974-75
Hill, Bob — Jackson St.	1978-79
Hill, King — Rice	1981-85
Holman, Rodney — Tulane	1998-99
Hostler, Jim — Indiana (Pa.)	2001
Hughes, Ed — Tulsa	1978-80
Jackson, Harold — Jackson St.	1997-99
Jackson, Rickey — Pittsburgh	1998-99
James, Ned — New Mexico St.	1998-99
Kennan, Larry — LaVerne	1995
Khayat, Ed — Tulane	1967-70
Kiffin, Monte — Nebraska	1995
Koltke, Rich — Wagner	1977
Kuharich, Larry — Boston College	1998-99
Ledbetter, Bob — Mississippi Industrial	1974-75
Levia, John — Pittsburg St. (Kan.)	1981-85
Mainord, Carlos — McMurray J.C.	1999
Marciano, Joe — Temple	1986-95
Marcus, Evan — Ithaca	2000
Matsko, John — Kent St.	1994-96
Matuszak, Mary — Tulsa	1971-73
Mauk, Carl — Southern Illinois	1982-85
Mayeaux, Glenn — New Orleans	1996
McCarthy, Mike — Baker (Kan.)	2000-01
McHan, Lamar — Arkansas	1974-75, 78-84
Meyers, Bill — Stanford	1999
Moore, Tom — Iowa	1997
Mora, Jim E. — Occidental	1986-96
Mora, Jim L. — Washington	1992-96
Moss, Winston — Miami (Fla.)	2000-01
Myers, Chip — Northwestern (Okla.) St.	1994
Neal, Dan — Kentucky	1997-99
Nicolaou, Nick — Southern Connecticut	1980
Nolan, Dick — Maryland	1977-80
North, John — Vanderbilt	1973-75
Nunnely, Wayne — Nevada-Las Vegas	1995-96
Pagano, John — Mesa St. (Colo.)	1996-97
Palico, Bob — Dayton	2000-01
Paternostro, Russell — San Diego St.	1981-96
Paul, Markus — Syracuse	1998-99
Pease, John — Utah	1986-94

Petty, Phil — Missouri	2000
Phillips, Jim (Red) — Auburn	1973-75
Phillips, O.A. (Bum) — Stephen F. Austin	1981-85
Phillips, Wade — Houston	1981-85
Pratt, Tom — Miami	1978-80
Riecke, Lou — LSU	1980
Richardson, Harold — SMU	1981-85
Roberts, J.D. — Oklahoma	1967-68, 71-73
Roy, Alvin — LSU	1976-77
Royer, Jim — Navy	1970-72
Rutigliano, Sam — Tulsa	1976-77
Shaw, Bob — Ohio St.	1967-68
Shaw, Willie — New Mexico	1997
Shipp, Ken — Middle Tennessee	1971-72
Shively, Doug — Kentucky	1974-76
Sidwell, Steve — Colorado	1986-94
Skipper, Jim — Whittier	1986-95
Smith, Carl — Cal Poly-SLO	1986-96
Smith, Jerry — Wisconsin	1969-70
Spencer, Joe — Oklahoma St.	1981-85
Stanfel, Dick — San Francisco	1976-80, 97-98
Stram, Hank — Purdue	1976-77
Tate, Charlie — Florida	1971
Trimble, Steve — Maryland	1995
Van Zandt, Lance — Lamar	1981-84
Venturi, Rick — Northwestern	1996-2001
Walters, Steve — Arkansas	1986-96
Warren, Frank — Auburn	1995
White, Dixie — Texas Tech.	1973
Whitehead, Bud — Florida St.	1971-75
Withers, Everett — Appalachian St.	1994
Wiggin, Paul — Stanford	1978-79
Woick, Mike — Boston College	1997-99
Wood, Dick — Auburn	1976-77
Woodford, Mike — Arizona	2001
Yarallian, Zaven — Nebraska	1997-99
Young, John Paul — Texas-El Paso	1981-85
Yowsarky, Walt — Kentucky	1967-68
Zapalac, Willie — Texas A&M	1981-85
Zook, Ron — Miami (Ohio)	2000-01

PLAYERS

Players who have spent at least 1 regular season game on the active roster

A

46	Abramowicz, Dan (WR) — Xavier (Ohio)	1967-73
53	Absher, Dick (LB) — Maryland	1969-71
69	Ackerman, Tom (C/G) — E. Washington	1996-2001
40	Adams, Michael (DB) — Arkansas St.	1987-88
61	Adams, Sam (G) — Prairie View A&M	1981
64	Adams, Scott (G) — Georgia	1994
27	Adams, Vashone (S) — Eastern Michigan	1997
24	Adkins, Margene (WR) — Henderson JC	1972
50, 54	Aleaga, Ink (LB) — Washington	1997-99
30	Alexander, Vincent (FB) — Southern Miss	1987
21	Allen, Eric (CB) — Arizona St.	1995-97
20	Allen, Terry (RB) — Clemson	2000
86	Alphin, Gerald (WR) — Kansas St.	1990-91
43	Ambrose, Ashley (CB) — Mississippi Valley St.	1999
7	Andersen, Morten (K) — Michigan J.	1982-94
71	Anderson, Dick (T) — Ohio St.	1967
77	Anderson, Gary (G) — Stanford	1978
91	Anderson, Jesse (TE) — Mississippi St.	1993
86	Andrus, Sheldon (NT) — Nicholls St.	1986-87
22	Anthony, Tyrone (RB) — North Carolina	1984-85
89	Askson, Bert (TE) — Texas Southern	1973
45	Athas, Pete (S) — Tennessee	1976
81	Atkins, Doug (DE) — Tennessee	1967-69
28	Atkins, Gene (S) — Florida A&M	1987-93
47	Austin, Cliff (RB) — Clemson	1983

B

78	Backes, Tom (G) — Oklahoma	1993
86	Baker, Melvin (WR) — Michigan	1975
38	Baker, Tony (RB) — Iowa St.	1968-71
80	Banks, Gordon (WR) — Stanford	1980-81
51	Barnes, Derrick (LB) — Virginia	1997
10, 6	Barnhardt, Tommy (P) — North Carolina	1987, 89-94, 99
80	Barnwell, Malcolm (WR) — Virginia Union	1985
32	Barrington, Tom (RB) — Ohio St.	1967-70
88	Bass, Don (TE) — Houston	1982
24	Bates, Mario (RB) — Arizona	1994-97
63	Baumgartner, Steve (DE) — Purdue	1973-77



ALL-TIME ROSTER

85	Beasley, John (TE) — California	1973-74	70
19,89	Bech, Brett (WR) — LSU	1996-99	41
34	Beil, Carlos (TE) — Houston	1971	57
20	Bellamy, Jay (S) — Rutgers	2001	71
40	Bender, Wes (FB) — Southern California	1997	79
7	Benjamin, Guy (QB) — Stanford	1980	44
63	Bennett, Barry (DE) — Concordia (Minn.)	1978-81	47
91	Bennett, Monte (DE) — Kansas St.	1981	37
83,86	Benson, Cliff (TE) — Purdue	1987-88	39
47	Beverly, Dwight (RB) — Illinois	1987	75
18	Blake, Jeff (QB) — East Carolina	2000-01	32
10	Blanchard, Cary (K) — Oklahoma St.	1992	55
16	Blanchard, Tom (P) — Oregon	1974-78	44
76	Board, Dwayne (DE) — North Carolina A&T	1988	51
77	Boeke, Jim (T) — Heidelberg	1968	51
50	Bordano, Chris (LB) — SMU	1998-99	60
56	Bordelon, Ken (LB) — LSU	1976-77, 79-82	15
25	Bosarge, Wade (DB) — Tulsa	1977	
86	Botkin, Kirk (TE) — Arkansas	1994-95	
77	Boysarky, Jerry (NT) — Pittsburgh	1981	
21	Boyd, Greg (S) — Arizona	1974	69
36	Boynkin, Greg (RB) — Northwestern	1977	76
95	Brannon, Robert (DE) — Arkansas	1987	15
85	Brenner, Hoby (TE) — Southern California	1981-93	86
82	Brewer, Johnny (LB) — Mississippi	1968-70	36
10	Brien, Doug (K) — California	1995-2000	53
67	Brock, Stan (T) — Colorado	1980-92	73
2	Brooks, Aaron (QB) — Virginia	2000-01	63
9	Broughton, Willie (DT) — Miami (Fla.)	1995-96	35
26	Brown, Bob (TE) — Alcorn St.	1972-73	95
22	Brown, Charlie (RB) — Missouri	1967-68	47
24,21,20	Brown, Derek (RB) — Nebraska	1993-96	28
27	Brown, Ray (SS) — West Texas St.	1978-80	86
16	Buck, Mike (QB) — Maine	1990-93	81
26	Buck, Vince (DB) — Central St. (Ohio)	1990-95	25,80
6	Burchfield, Don (TE) — Ball St.	1971	55
83	Burke, Vern (TE) — Oregon St.	1967	47
55	Burkett, Jackie (LB) — Auburn	1967-70	87
11	Burns, Ed (QB) — Nebraska	1978-80	32
6	Burns, Bo (S) — Houston	1967-69	51
0	Burroughs, Ken (WR) — Texas Southern	1970	9,12
80	Burton, Larry (WR) — Purdue	1975-77	19
38	Butler, Bill (RB) — Kansas St.	1972-74	79
3	Butler, Skip (K) — Texas-Arlington	1971	51
45	Byrd, Israel (CB) — Utah St.	1993-95	

C

35	Campbell, Earl (RB) — Texas	1984-85	
73	Campbell, Joe (DE) — Maryland	1977-80	86
59	Campen, James C/G) — Tulane	1987-88	88
35	Canty, Chris (CB) — Kansas St.	2000	21
51	Capone, Warren (LB) — LSU	1976	95
2	Carney, John (K) — Notre Dame	2001	10
6	Carr, Tom (DE) — Morgan St.	1968	86,80
74	Carroll, Herman (DE) — Mississippi St.	1994	22
80	Carroll, Wesley (WR) — Miami (Fla.)	1991-92	83
65	Carter, David (C) — Western Kentucky	1984-85	95
41	Carter, Tim (CB) — Tulane	2001	86
23	Cassady, Craig (DB) — Ohio St.	1977	63
86	Caster, Rich (TE) — Jackson St.	1981	32
51	Chambers, Rusty (LB) — Tulane	1975-76	10,15
81	Chandler, Wes (WR) — Florida	1978-81	47
24	Chapman, Clarence (CB) — Eastern Michigan	1976-80	
89	Chapman, Gil (WR) — Michigan	1975	
92	Chase, Martin (DT) — Oklahoma	2000-01	
37,30	Cherry, Je'Rod (DB) — California	1996-99	89
51	Childs, Henry (TE) — Kansas St.	1974-80	83
85	Childs, Ron (LB) — Washington St.	1995	63
13	Cipa, Larry (QB) — Michigan	1974-75	64
75	Clark, Bruce (DE) — Penn St.	1982-88	99
78	Clark, Kelvin (G) — Nebraska	1982-85	52
89	Clark, Robert (WR) — North Carolina Central	1987-88	79
29	Clark, Vinnie (CB) — Ohio St.	1994	14
51,50	Clarke, Phil (LB) — Pittsburgh	1999-2001	84
42	Clay, Willie (S) — Georgia Tech	1999	59
85	Clelland, Cameron (TE) — Washington	1998-99, 2001	17
66	Clemons, Charlie (LB) — Georgia	2000-01	
56	Cody, Bill (LB) — Auburn	1967-70	
4	Cofer, Mike (K) — North Carolina St.	1987	
86	Colchico, Dan (DE) — San Jose St.	1969	10
15	Coleman, Don (LB) — Michigan	1974-75	44
53	Collins, Kerry (QB) — Penn St.	1998	56
43	Collins, Larry (RB) — Texas A&I	1980	87
59	Colman, Wayne (LB) — Temple	1969-74, 76	96
66	Commiskey, Chuck (G) — Mississippi	1986-88	58
58	Conner, Darion (LB) — Jackson St.	1994	9

D

Dalton, Oakley (DT) — Jackson St.	1977
Davidson, Jeff (T) — Ohio St.	1994
Davis, Bob (QB) — Virginia	1973
Davis, Dave (WR) — Tennessee St.	1974
Davis, Dick (RB) — Nebraska	1970
Davis, Don (LB) — Kansas	1996-98
Davis, Isaac (G) — Arkansas	1997
Davis, Norman (G) — Grambling St.	1969
Davis, Ted (LB) — Georgia Tech	1967-69
Davis, Travis (NT) — Michigan St.	1990
Davis, Travis (S) — Notre Dame	1995
Davis, Troy (RB) — Iowa St.	1997-99
Dawkins, Sean (WR) — California	1998
Dawsey, Lawrence (WR) — Florida St.	1999
Dawsey, Ray (WR) — Indiana	1987
DeForest, Joe (LB) — Southwestern La.	1974
DeGruiser, Jack (RB) — Texas-Arlington	1987
DeRamus, Lee (WR) — Wisconsin	1995-96
DeRatt, Jim (DB) — North Carolina	1975
Del Rio, Jack (LB) — Southern California	1985-86
Delhomme, Jake (QB) — La-Lafayette	1998-2001
Dempsey, Tom (K) — Palomar J.C.	1969-70
Derby, Glenn (T) — Wisconsin	1989-90
Dickson, John (LB/C) — Oregon St.	1971-74
Dixon, Ernest (LB) — South Carolina	1994-97
Dixon, Ronnie (NT) — Cincinnati	1993
Dobler, Conrad (G) — Wyoming	1978-79
Dodd, Al (WR) — Northwestern St.	1969-71
Dombrowski, Jim (G/T) — Virginia	1986-96
Donovan, Tom (WR) — Penn St.	1980
Dorris, Andy (DE) — New Mexico St.	1973-76
Douglas, John (CB) — Texas Southern	1967-68
Douglas, Marques (DE) — Howard	2000
Douglass, Bobby (QB) — Kansas	1976-77
Dowdell, Marcus (WR) — Tennessee St.	1992-93
Drakeford, Tyrone (CB) — Virginia Tech	1998-99
Duckett, Kenny (WR) — Wake Forest	1982-85
Dumbauld, Jonathan (DE) — Kentucky	1986, 88
Dunbar, Jubilee (WR) — Southern	1973
Dunbar, Karl (DE) — LSU	1993
Dunbar, Vaughn (RB) — Indiana	1992, 94-95
Durkee, Charlie (K) — Oklahoma St.	1967-68, 71-72
Dusenberry, Bill (RB) — J.C. Smith	1970

E

Early, Quinn (WR) — Iowa	1991-95
Edelman, Brad (G) — Missouri	1982-89
Edwards, Kelvin (WR) — Liberty Baptist	1986
Elliott, Ted (NT) — Mankato St.	1987
Elliott, Tony (NT) — North Texas St.	1982-88
Emanuel, Frank (LB) — Tennessee	1970
Epps, Tony (DT) — Memphis	1995
Erskine, Russell (K/P) — Texas	1979-83
Estes, Lawrence (DE) — Alcorn St.	1970-71
Evans, Chuck (LB) — Stanford	1980-81
Everett, Jim (QB) — Purdue	1994-96

F

Fagan, Julian (P) — Mississippi	1970-72
Farasopoulos, Chris (S) — Brigham Young	1970
Farber, Hag (LB) — Mississippi	1974
Farquhar, John (TE) — Duke	1997-98
Faulkner, Jeff (DE) — Southern	1993
Federspiel, Joe (LB) — Kentucky	1972-80
Feller, Happy (K) — Texas	1972-73

ALL-TIME ROSTER



20	Felton, Eric (CB) — Texas Tech	1978-80	
27	Fenderson, James (RB) — Hawaii	1978-80	
22	Fenerty, Gill (RB) — Holy Cross	1990-91	
56	Ferguson, Jim (LB) — Southern California	1968	
71	Fersen, Paul (T) — Georgia	1973-74	
28	Fichtner, Ross (S) — Purdue	1968	
26	Fields, Jitter (CB) — Texas	1984	
55	Fields, Mark (LB) — Washington St.	1995-2000	
69	Flier, Bill (G) — West Texas St.	1978	
64	Fink, Mike (CB) — Missouri	1973	
63	Finnie, Roger (T) — Florida A&M	1979	
55	Flanigan, Jim (LB) — Pittsburgh	1971	70,74
62	Fontenot, Jerry (C) — Texas A&M	1997-2001	
28	Ford, James (RB) — Texas Southern	1971-72	
52	Forde, Brian (LB) — Washington St.	1988-91	
11	Fourcade, John (QB) — Mississippi	1987-90	
53	Fourcade, Keith (LB) — Mississippi	1987	
40	Fowler, Bobby (FB) — Louisiana Tech	1984-85	
80	Franklin, P.J. (WR) — Tulane	1999	
37	Franz, Todd (S) — Tulsa	2000	
56	Fraser, Jim (P) — Wisconsin	1968	
32	Frazier, Paul (RB) — Northwestern La.	1989	
55	Freeman, Reggie (LB) — Florida St.	1993	
15	Fritsch, Toni (K) — None	1982	
24	Fulmer, Johnny (S) — Lamar	1973-75	
72	Fultz, Mike (DT) — Nebraska	1977-80	

G

46	Gajan, Hokie (FB) — LSU	1982-85	
34	Galbreath, Tony (RB) — Missouri	1976-80	
82,60,46,86	Gammon, Kendall (C) — Pittsburg St. (Kan.)	1996-99	
83	Garrett, Len (TE) — New Mexico Highlands	1973-75	40,21
80	Garcia, Jim (DE) — Purdue	1967	
20	Gary, Russell (SS) — Nebraska	1981-86	
97	Geathers, James (DE) — Wichita St.	1984-89	
15	Gibbs, Donnie (P) — TCU	1974	
27	Gibson, Antonio (SS) — Cincinnati	1986-89, 92	
77	Gilbert, Daren (T) — Cal St.-Fullerton	1985-88	
42,41	Gilliam, John (WR) — South Carolina St.	1967-68, 77	
37	Gleason, Steve (G) — Washington St.	2000-01	
29	Glenn, Vencie (S) — Indiana St.	1991	
82	Glover, Andrew (TE) — Grambling St.	2000	
97	Glover, La'Ro (DT) — San Diego St.	1997-2001	
91	Goff, Robert "Pig" (NT) — Auburn	1990-95	
77	Goich, Dan (DT) — California	1971	
88	Goodlow, Eugene (WR) — Kansas St.	1983-86	
82	Gottschalk, Darren (TE) — Cal Lutheran	1987	
4	Gowin, Toby (P) — North Texas	2000-01	
40	Granger, Hovle (RB) — Mississippi St.	1971	
74	Gray, Cecil (T) — North Carolina	1993	
21	Gray, David (DB) — East Los Angeles JC	1979	
33	Gray, Kevin (DB) — Eastern Illinois	1982	
72	Gray, Leon (T) — Jackson St.	1982-83	
37	Gray, Mel (RB) — Purdue	1986-88	
45	Green, Arthur (RB) — Albany St.	1972	
85	Green, Paul (TE) — Southern California	1996	
53	Green, Sammy (LB) — Florida	1980	
38	Greer, Donovan (CB) — Texas A&M	1997	
74	Gregory, Ted (NT) — Syracuse	1988	
35	Gresham, Bob (RB) — West Virginia	1971-72	
78	Grooms, Elois (DE) — Tennessee Tech	1975-81	
40	Gros, Earl (RB) — LSU	1970	
56	Gross, Lee (C) — Auburn	1975-77	
86	Groth, Jeff (WR) — Bowling Green	1981-85	
18	Guess, Terry (WR) — Gardner-Webb	1996	
84	Guliford, Eric (WR) — Arizona St.	1997-98	
96	Gunn, Mark (DE) — Pittsburgh	1994	
62	Gwinn, Ross (G) — Northwestern St.	1968	

H

79	Halapin, Mike (G) — Pittsburgh	1999	
81	Hall, Lamont (TE) — Clemson	2000-01	
86	Hall, Tom (WR) — Minnesota	1967	
56	Hall, Willie (LB) — Southern California	1972-73	
83	Hamilton, Andy (WR) — LSU	1975	
70,96	Hamiter, Uhuru (LB) — Delaware St.	1998-99	
99	Hand, Norman (DT) — Mississippi	2000-01	
98	Hanna, Jim (NT) — Louisville	1994	
10	Hansen, Brian (P) — Sioux Falls	1984-88	
28	Harding, Greg (DB) — Nicholls St.	1984	
87	Hardy, Larry (TE) — Jackson St.	1978-85	
14	Hargett, Edd (QB) — Texas A&M	1969-72	
80	Harper, Alvin (WR) — Tennessee	1997	
30	Harris, Bill (RB) — Colorado	1971	
36,26	Harris, Corey (CB) — North Alabama	1999-2000	

Harris, Herbert (WR) — Lamar	1986-87
Harris, Ike (WR) — Iowa St.	1978-81
Harris, Rod (WR) — Texas A&M	1989
Harrison, Victor (WR) — North Carolina	1987
Hart, Ben (S) — Oklahoma	1967
Hart, Jeff (T) — Oregon St.	1976
Hart, Tommy (DE) — Morris Brown	1980
Harvey, George (G) — Kansas	1967
Harvey, Richard Jr. (LB) — Tulane	1995-97
Harvey, Richard Sr. (DB) — Jackson St.	1971
Hastings, Andre (WR) — Georgia	1997-99
Haverdink, Kevin (T) — Western Michigan	1989-91
Havrilak, Sam (WR) — Bucknell	1974
Hawthorne, Michael (CB) — Purdue	2000-01
Hayes, Billie (CB) — San Diego St.	1972
Hayes, Mercury (WR) — Michigan	1996-97
Haynes, James (LB) — Mississippi Valley St.	1984-89
Haynes, Michael (WR) — Northern Arizona	1994-96
Hazelton, Major (DB) — Florida A&M	1970
Hebert, Bobby (QB) — Northwestern St.	1985-89, 91-92
Heidel, Jimmy (S) — Mississippi	1967
Henderson, Othello (S) — UCLA	1993-94
Herrmann, Don (WR) — Wayneburg St.	1975-77
Hester, Jim (TE) — North Dakota	1967-69
Hester, Ray (LB) — Tulane	1971-73
Hewitt, Chris (S) — Cincinnati	1997-99
Heyward, Craig (FB) — Pittsburg	1988-92
Hilgenberg, Jay (C) — Iowa	1993
Hilgenberg, Joel (C/G) — Iowa	1984-93
Hill, John (C) — Lehigh	1975-84
Hill, Lonzell (WR) — Washington	1987-90
Hill, Randal (WR) — Miami	1997
Hilliard, Dalton (RB) — LSU	1986-93
Hills, Keno (G/T) — Southwestern La.	1996-99
Hines, Glen Ray (T) — Arkansas	1971-72
Hoage, Terry (DB) — Georgia	1984-85
Hobbs, Billy (LB) — Texas A&M	1972
Hobbs, Daryl — Pacific	1997
Hobert, Billy Joe — Washington	1997-99
Hodge, Milford (DE) — Washington St.	1986
Hodge, Sedrick (LB) — North Carolina	2001
Hodson, Tom (QB) — LSU	1995-96
Holden, Curtis (LB) — Washington St.	2001
Holden, Sam (T) — Grambling St.	1971
Hollas, Hugo (S) — Rice	1970-72
Holloway, Stan (LB) — California	1980
Holmes, Jack (RB) — Texas Southern	1978-82
Horn, Joe (WR) — Itawamba (Miss.) JC	2000-01
Hoskins, Derrick (S) — Southern Miss.	1996
Houser, Kevin (LS) — Ohio St.	2000-01
Housman, Walter (T/G) — Upsala	1987
Howard, Darren (DE) — Kansas St.	2000-01
Howard, Gene (CB) — Langston	1968-70
Howard, Reggie (CB) — Memphis	2000
Howell, Delles (CB) — Grambling St.	1970-72
Huard, John (LB) — Maine	1971
Hubbard, Dave (T) — Brigham Young	1977
Hudson, Nat (G) — Georgia	1981
Hughes, Pat (LB) — Boston	1977-79
Hughes, Tyrone (CB) — Nebraska	1993-96
Hunt, Kevin (T) — Doane	1978
Hunt, Robert (G) — Virginia	1999
Hunter, Earnest (RB) — Southeast Oklahoma	1996
Hurley, Bill (DB) — Syracuse	1982-83
Hvatt, Fred (WR) — Auburn	1973



ALL-TIME ROSTER

68	Jetton, Paul (G) — Texas	1992-93	86
19	Johnson, Alonzo (WR) — Central St. (Ohio)	1998	20,21
22	Johnson, Benny (CB) — J.C. Smith	1976	48
34	Johnson, Bobby (DB) — Texas	1983-84	61
77	Johnson, Carl (G) — Nebraska	1972-73	0
21	Johnson, Earl (CB) — South Carolina	1985	2
94	Johnson, Joe (DE) — Louisville	1994-98, 2000-01	89
50	Johnson, John (LB) — Clemson	1995	26
45	Johnson, Nate (RB) — Texas Southern	1987	34
86	Johnson, Tony (TE) — Alabama	1996-98	46
80	Johnson, Tyrone (WR) — Western (Colo.) St.	1994	88
29	Johnson, Udra (RB) — West Virginia	1989	43
93	Johnson, Vaughan (LB) — North Carolina St.	1986-93	
50	Johnson, Walter (LB) — Louisiana Tech	1989	
36	Jones, Andrew (RB) — Washington St.	1975-76	
58	Jones, Brian (LB) — Texas	1995-96, 98	
19	Jones, Charles (WR) — Fresno St.	2000	
74	Jones, Clarence (T) — Maryland	1996-98	
53	Jones, Ernest (LB) — Nebraska	2000	
95, 92	Jones, Ernest (DE) — Oregon	1995-98	
78	Jones, Jerry (T) — Bowling Green	1967-69	
32	Jones, Kim (FB) — Colorado St.	1976-79	71, 75
86, 89	Jones, Mike (WR) — Tennessee St.	1986-87, 89	
20	Jones, Ray (DB) — Southern	1973	44
27	Jones, Reginald (CB) — Memphis	1991-94	80
27	Jones, Selwyn (CB) — Colorado St.	1994	89
23	Jordan, Buford (FB) — McNeese St.	1986-92	49
45	Jordan, Jimmy (RB) — Florida	1967	76
10	Jurich, Tom (K) — Northern Arizona	1978	92

K

71	Kaplan, Ken (T) — New Hampshire	1987	
64	Kearney, Jim (S) — Prairie View A&M	1976	
78	Keim, Mike (T) — Brigham Young	1991	
30	Kelley, Les (RB) — Alabama	1967-69	
87	Kelly, Mike (TE) — Davidson	1973	
33, 24, 44, 27	Kelly, Rob (S) — Ohio St.	1997-2000	
5	Kemp, Florian (K) — Pennsylvania	1987	
60	Kennard, Derek (G) — Nevada-Reno	1991-93	
82	Kennison, Eddie (WR) — LSU	1999	
17	Kilmer, Billy (QB) — UCLA	1967-70	
61	King, Ed (G) — Auburn	1995-97	
45	Kimbrough, Elbert (S) — Northwestern	1968	
53	Kingree, Rick (LB) — Tulane	1973-77	
68	Kline, Alan (T) — Ohio St.	1994-95	
40	Knaflec, Greg (TE) — Notre Dame	1983	
53	Knight, Roger (LB) — Wisconsin	2001	
29	Knight, Sammy (S) — Southern California	1997-2001	
78	Knight, Shawn (DE) — Brigham Young	1987	
66	Knowles, David (T) — Indiana	1977	
55	Kohlbrand, Joe (LB) — Miami (Fla.)	1985-89	
43	Kopay, Dave (LB) — Washington	1971	
60	Korte, Steve (C) — Arkansas	1983-90	
52	Kovach, Jim (LB) — Kentucky	1979-85	
89	Kramer, Kent (TE) — Minnesota	1967	
9	Kramer, Tommy (QB) — Rice	1990	
21	Krimm, John (S) — Notre Dame	1982	
60	Kupp, Jake (G) — Washington	1967-75	
57	Kuziel, Bob (C) — Pittsburgh	1972	

L

64	Lafary, Dave (T) — Purdue	1977-85	
39	LaGrand, Morris (RB) — Tampa	1975	
67	LaPorta, Phil (T) — Penn St.	1974-75	
12	Laufenberg, Babe (QB) — Indiana	1986	
34	Lawson, Odell (RB) — Langston	1973-74	
58	Leach, Scott (LB) — Ohio St.	1987	
74	Leach, William (GT) — North Carolina St.	1987	
11	Lee, Bivian (CB) — Prairie View	1971-75	
39	Lee, Carl (DB) — Marshall	1994	
43	Lee, Mark (CB) — Washington	1991	
32	Leggett, Tyronne (CB) — Nebraska	1992-95	
62	Leggett, Brad (C) — Southern California	1990-91	
72	Leggett, Earl (DT) — LSU	1967-68	
52	Lemon, Mike (LB) — Kansas	1975	
22	Lewis, Gary (RB) — Arizona St.	1970	
94	Lewis, Gary (NT) — Oklahoma St.	1983	
23	Lewis, Marvin (RB) — Tulane	1982	
94	Lewis, Michael (WR) — None	2001	
84	Lewis, Reggie (DE) — San Diego St.	1982-84	
29	Lewis, Rodney (CB) — Nebraska	1982-84	
3	Leypoldt, John (K) — None	1978	
78	Linden, Errol (T) — Houston	1969-70	
54	Lindsey, Dale (LB) — Western Kentucky	1973	
7	Linhart, Toni (K) — Austria Tech	1972	

Lipps, Louis (WR) — Southern Miss.	1992	
Little, Earl (DB) — Miami	1998-99	
Livingston, Andy (RB) — Phoenix JC	1969-70	
22, 25	Loberg, Greg (GT) — California	1987
37	Logan, Obert (S) — Trinity	1967
55	Loehmler, Chip (K) — Minnesota	1995
	Long, Dave (DE) — Iowa	1969-72
	Looney, Joe Don (RB) — Oklahoma	1969
	Lorick, Tony (RB) — Arizona St.	1968-69
	Lumpkin, Sean (S) — Minnesota	1992-96
	Lusk, Hendrick (TE) — Utah	1996
	Lyons, Dicky (S) — Kentucky	1970

Mc

25, 26	McAfee, Fred (RB) — Mississippi College	1991-93, 2000-01	
26	McAllister, Deuce (RB) — Mississippi	2001	
36	McCall, Don (RB) — Southern California	1967-68, 70	
19	McClard, Bill (K) — Arkansas	1973-75	
42, 44	McCleskey, J.J. (WR/S) — Tennessee	1993-96	
67	McCullum, Andy (G) — Toledo	1994-98	
71, 75	McCormick, Dave (T) — LSU	1967-68	
51	McCoy, Larry (LB) — Lamar	1987	
44	McCrary, Fred (FB) — Mississippi St.	1997	
80	McCulloch, Earl (WR) — Southern California	1974	
89	McGarity, Wayne (WR) — Texas	2001	
49	McGill, Ralph (S) — Tulsa	1978-79	
76	McGuire, Gene (C) — Notre Dame	1992	
92	McIntosh, Todd (DE) — Florida St.	1995	
42	McLemore, Dana (DB) — Hawaii	1986	
29	McMillian, Mark (CB) — Alabama	1996	
12	McNeill, Tom (P) — Stephen F. Austin	1967-69	
27	McNeill, Rod (RB) — Southern California	1974-75	
25	McQuay, Leon (RB) — Tampa	1976	

M

47	Mack, Cedric (CB) — Baylor	1992-93	
24	Mack, Milton (CB) — Alcorn St.	1987-91	
8	Manning, Archie (QB) — Mississippi	1971-75, 77-82	
91	Marchiol, Ken (LB) — Mesa (Colo.)	1987	
75	Marrone, Doug (G) — Syracuse	1989	
40	Marsalis, Jim (S) — Tennessee St.	1977	
23	Marshall, James (DB) — Jackson St.	1980	
59	Martin, Chris (LB) — Auburn	1983	
22	Martin, D'Antagnan (CB) — Kentucky	1971	
84	Martin, Eric (WR) — LSU	1989-93	
93	Martin, Wayne (DE/DT) — Arkansas	1981	
86	Martini, Rich (CB) — Cal-Davis	1989-90	
23	Massey, Robert (CB) — North Carolina Central	2000-01	
58	Mathis, Kevin (CB) — Texas A&M-Commerce	2000-01	
35	Mathis, Reggie (LB) — Oklahoma	1973	
64	Mathews, Henry (RB) — Michigan St.	1979	
60	Maurer, Andy (G) — Oregon	1974	
84	Mauti, Rich (WR) — Penn St.	1977-80, 82-83	
64	Maxie, Brett (S) — Texas Southern	1985-93	
28	Maxson, Alvin (RB) — SMU	1974-76	
33	Maxwell, Michael (CB) — LSU	1989	
45	Mayes, Ruben (RB) — Washington St.	1986-88, 90	
36	Merkins, Guido (QB/WR/DB) — Sam Houston	1980-85	
19	Merlo, Jim (LB) — Stanford	1973-74, 76-79	
71	Merrill, Casey (DT) — Cal-Davis	1986	
70	Meseroll, Mark (T) — Florida St.	1978	
92, 99	Mickell, Darren (DE) — Florida	1996-97, 99	
54	Middleton, Rick (LB) — Ohio St.	1974-75	
10	Mike-Mayer, Steve (K) — Maryland	1978	
6	Miller, Junior (TE) — Nebraska	1984	
69	Miller, Les (NT) — Ft. Hays St.	1991-94	
80	Miller, Mike (WR) — Tennessee	1985	
51	Mills, Sam (LB) — Montclair St.	1986-94	
40	Milne, Brian (FB) — Penn St.	2000	
32	Minor, Lincoln (RB) — New Mexico St.	1973	
88	Mitchell, Derrell (WR) — Texas Tech	1994	
53	Mitchell, Johnny (TE) — Nebraska	2001	
89	Mitchell, Keith (LB) — Texas A&M	1997-01	
20	Mitchell, Kevin (LB) — Syracuse	1999	
55	Molden, Alex (CB) — Oregon	1996-2000	
77	Montgomery, Marv (T) — Southern California	1976-77	
72	Moore, Doug (DE) — Whittier	1991	
25	Moore, Derland (NT) — Oklahoma	1973-85	
34	Moore, Jerald (RB) — Oklahoma	1973-85	
21	Moore, Jerry (S) — Arkansas	1973-74	
85	Moore, Reynaud (CB) — UCLA	1971	
73	Mooring, John (T) — Tampa	1974	
50	Morgan, Mike (LB) — LSU	1969-70	
77	Morris, Chris (T) — Indiana	1975	
76	Morris, Don (T) — Texas-Arlington	1971-77	

ALL-TIME ROSTER



35	Morse, Bobby (FB) — Michigan St.	1989-91	
30	Morton, Chad (RB) — Southern California	2000	
42	Muncie, Chuck (RB) — California	1976-80	
22, 25	Muster, Brad (FB) — Stanford	1993-94	
37	Myers, Tommy (S) — Syracuse	1972-81	
55	Myles, DeShone (LB) — Nevada	2001	

N

65	Naeole, Chris (G) — Colorado	1997-01	
55	Nairne, Rob (LB) — Oregon	1981-83	
23, 22	Neal, Lorenzo (FB) — Fresno St.	1993-96	
87, 68	Neal, Richard (DE) — Southern	1969-72, 78	
36	Ned, Derrick (FB) — Grambling St.	1993-95	
24	Nevett, Elijah (CB) — Clark	1967-70	
64	Newkirk, Robert (DE) — Michigan St.	1999	
41	Newland, Bob (WR) — Oregon	1971-74	
30	Newman, Anthony (S) — Oregon	1995-97	
86	Newman, Patrick (WR) — Utah St.	1991-93	
38	Newsome, Billy (DE) — Grambling St.	1973-74	
31	Newsome, Richard (S) — Michigan St.	2001	
38	Nicholson, Calvin (CB) — Oregon St.	1989-91	
11	Ninowski, Jim (QB) — Michigan St.	1969	
13	Norris, Moran (G) — Kansas	2001	
60	Novitsky, Craig (C/T) — UCLA	1994-96	
10	Nussmeier, Doug (DB) — Idaho	1994-97	
36	Nyval, Vic (RB) — Northwestern St.	1970	

O

29	Ogden, Ray (WR) — Alabama	1967	
86	Ojo, Onome (WR) — Cal-Davis	2001	
28	Oldham, Chris (S) — Oregon	2000-01	
82	O'Neal, Ken (TE) — Oklahoma St.	1987	
10	O'Neal, Steve (P) — Texas A&M	1973	
35	Otis, Jim (RB) — Ohio St.	1970	
66	Outre, Louis (G) — Oklahoma	1982-84	
49	Owens, Artie (WR) — West Virginia	1980	
72	Owens, Joe (DE) — Alcorn St.	1971-75	
83	Owens, Tinker (WR) — Oklahoma	1976, 78-80	

P

35	Pahukoa, Shane (S) — Washington	1995	
52	Palmer, Dick (LB) — Kentucky	1972-73	
75	Palmer, Emile (DT) — Syracuse	1996	
42, 88	Parker, Joel (WR) — Florida	1974-75, 77	
96	Parker, Steve (DE) — Idaho	1980	
83	Parks, Dave (TE) — Texas Tech	1968-72	
17	Partridge, Rick (P) — Utah	1979	
88	Pattison, Mark (WR) — Washington	1987-88	
51	Paul, Whitney (LB) — Colorado	1982-85	
62	Peallier, Scott (LB) — Washington St.	1981-85, 87	
71	Pellur, Patey (G) — Northwestern St.	1985	
39	Perrin, Brett (WR) — Miami (Fla.)	1988-90	
30	Perry, Darren (S) — Penn St.	2000	
32	Perry, Vernon (S) — Jackson St.	1983	
33	Perry, Wilmont (RB) — Livingston	1998-99	
45	Petry, Stan (CB) — Texas Christian	1991	
34	Phillips, Jess (RB) — Michigan St.	1973-74	
43	Phillips, Kim (CB) — North Texas	1989	
37	Philyaw, Ding (RB) — North Texas	1989	
70	Pietrzak, Jim (C) — Eastern Michigan	1979-84	
75	Pittman, Julian (DT) — Florida St.	1998	
22	Pitts, Elijah (RB) — Philander Smith	1990	
85	Poage, Ray (TE) — Texas	1967-70	
25	Poe, Johnnie (CB) — Missouri	1981-87	
82	Pollard, Bob (DE) — Weber St.	1971-77	
83	Poole, Keith (WR) — Arizona St.	1997-2000	
70	Port, Chris (G/T) — Duke	1991-95	
59	Porter, Rufus (LB) — Southern	1995-96	
40	Powell, Marvin (FB) — Southern California	1999	
33	Prece, Steve (DB) — Oregon St.	1969	
75	Price, Elex (DT) — Alcorn St.	1973-80	
70	Price, Marcus (T) — LSU	2000-01	
36, 26	Proff, Joe (RB) — Northeast La.	1973	
65	Prudhomme, Remi (G/C) — LSU	1971-72	

R

47	Rackley, David (DB) — Texas Southern	1985	
21	Ramsey, Nate (S) — Indiana	1973	
16	Ramsey, Steve (CB) — North Texas St.	1970	
66	Rasley, Rocky (G) — Oregon St.	1974	
22	Ray, Ricky (CB) — Norfolk St.	1979-80	
21	Reaves, Ken (CB) — Norfolk St.	1974	
56	Rebowe, Rusty (LB) — Nicholls St.	1978	

58	Redd, Glen (LB) — Brigham Young	1981, 83-86
86	Reed, Jake (WR) — Grambling St.	2000
60	Reese, Don (DE) — Jackson St.	1978-80
75	Rengel, Mike (DT) — Hawaii	1969
76	Reyes, Tutan (T) — Mississippi	2000-01
84	Rhem, Steve (WR) — Minnesota	1994-95
1	Ricardo, Benny (K) — San Diego St.	1980-81
55	Rice, Floyd (LB) — Alcorn St.	1978
75	Richey, Mike (T) — North Carolina	1970
84	Riley, Preston (WR) — Memphis St.	1973
14	Riordan, Tim (QB) — Temple	1987
77	Rissmiller, Ray (T) — Georgia	1967
83	Roaches, Carl (KR) — Texas A&M	1985
77	Roaf, William (T) — Louisiana Tech	1993-2001
95	Robbins, Austin (DT) — North Carolina	1996-99
27	Roberts, Walt (WR) — San Jose St.	1967
70	Robinson, Craig (T) — Houston	1972-73
47	Robinson, Virgil (RB) — Grambling St.	1971-72
34	Rodenberger, Jeff (FB) — Maryland	1987
54	Roe, Bill (LB) — Colorado	1987
38	Rogers, George (HB) — South Carolina	1981-84
41	Rogers, Jimmy (RB) — Oklahoma	1980-84
26	Rogers, Steve (RB) — LSU	1975
75	Rollins, Baron (G) — Louisiana Tech	1994
44	Rose, George (CB) — Auburn	1967
55	Ross, Scott (LB) — Southern California	1991
78	Roth, Tom (C/G) — Southern Illinois	1994
70	Rourke, Jim (T) — Boston College	1985
54	Roussel, Tom (LB) — Southern Miss.	1971-72
76	Rowe, Dave (DT) — Penn St.	1967-70
3	Royals, Mark (P) — Appalachian St.	1997-98
54	Ryzczek, Paul (C) — Virginia	1981



ALL-TIME ROSTER

32	Stauch, Scott (RB) — UCLA	1981
37	Sternick, Greg (CB) — Colorado St.	1983
22	Stevens, Howard (RB) — Louisville	1973-74
26	Stewart, Jimmy (SS) — Tulsa	1977
87	Stickles, Monty (TE) — Notre Dame	1968
61	Stieve, Terry (G) — Wisconsin	1976-77
55	Sincic, Tom (LB) — Michigan	1972
52	Stonebreaker, Mike (LB) — Notre Dame	1994
52	Stonebreaker, Steve (LB) — Detroit	1967-68
71	Stowers, Fred (DE) — Georgia Southern	1996
49	Stowers, Tommie (TE) — Missouri	1992-93
33	Strachan, Mike (RB) — Iowa St.	1975-80
58	Strand, Eli (G) — Iowa St.	1967
41	Strong, Jim (RB) — Houston	1971-72
42	Strong, William (CB) — North Carolina St.	1995-96
63	Sturm, Jerry (T/C) — Illinois	1967-70
78	Sturt, Fred (G) — Bowling Green	1978-81
60	Sutherland, Doug (G) — Wisconsin St.	1970
20	Sutton, John (CB) — New Mexico	1987
29	Sutton, Reggie (CB) — Miami (Fla.)	1967-88
15, 14	Sweetan, Karl (CB) — Wake Forest	1968
56	Swilling, Pat (LB) — Georgia Tech.	1986-92
79	Swinney, Clovis (DT) — Arkansas St.	1970
69	Swoopes, Pat (WT) — Mississippi St.	1987-89
15	Szaro, Rich (K) — Harvard	1975-78
88	Szymakowski, Dave (WR) — West Texas St.	1968

T

72	Talbert, Don (T) — Texas	1969-70
22	Taylor, Derrick (FS) — North Carolina St.	1987
71	Taylor, James (T) — Missouri	1978-81
31	Taylor, Jim (RB) — LSU	1967
29	Taylor, Keith (S) — Illinois	1992-93
77	Taylor, Mike (T) — Southern California	1969-70
70	Terrell, Darryl (T) — Southern Miss.	1999-2001
50	Terry, Corey (LB) — Tennessee	2000
26	Thaxton, James (TE) — Tennessee St.	1976-77
83	Thomas, Charlie (KR) — Tennessee St.	1975
85	Thomas, Curtland (WR) — Missouri	1987
22	Thomas, Fred (CB) — Tennessee-Martin	2000-01
79	Thomas, Henry (G) — Southwest Texas St.	1987
17	Thomas, Joe (WR) — Mississippi Valley	1987
89	Thomas, Speedy (WR) — Utah	1973-74
89	Thompson, Audra (WR) — East Texas St.	1981-82
27	Thompson, Bennie (S) — Grambling St.	1989-91
61	Thompson, Bobby (S) — Arizona	1996-99
27	Thompson, Dave (T) — Clemson	1974-75
96	Thorp, Don (NT) — Illinois	1984
32	Thurman, Junior (DB) — Southern California	1987
82	Tice, John (TE) — Maryland	1983-92
74	Tillman, Mike (DT) — Montana	1967-70
71	Tillman, Faddie (DT) — Boise St.	1972
11, 14	Todd, Richard (QB) — Alabama	1984-85
54	Toles, Alvin (LB) — Tennessee	1985-88
11	Tolliver, Billy Joe (CB) — Texas Tech	1998-2000
90	Tomic, Jared (DE) — Nebraska	1997-2000
32	Toussaint, Darrell (DB) — Northwestern St.	1987
71	Townes, Willie (DE) — Tulsa	1970
65	Trapilo, Steve (G) — Boston College	1987-90, 92
54	Tubbs, Winfred (LB) — Texas	1994-97
55	Tuipala, Joe (LB) — San Diego St.	1999
26	Tullis, Willie (CB) — Troy (Ala.) St.	1985-86
68	Turnley, Kyle (G/T) — San Diego St.	1998-2001
97	Turnbull, Renaldo (DE/LB) — West Virginia	1990-96
86	Turner, Floyd (WR) — Northwestern St.	1989-93
86	Twyn, Gunnard (WR) — Western Illinois	1997
42	Tyler, Toussaint (RB) — Washington	1981-82

U

62	Uhlenhake, Jeff (C) — Ohio St.	1994-95
----	--------------------------------	---------

V

52	Vanderbundt, Skip (LB) — Oregon St.	1978
38	Vandersea, Phil (LB) — Massachusetts	1967
35	Van Wagner, Jim (FB) — Michigan Tech	1978
66	Verstegen, Mike (G) — Wisconsin	1995-97

W

87	Wainwright, Frank (TE) — Northern Colorado	1991-93
73	Walker, Dwight (WR) — Nicholls St.	1987
80	Walker, Jeff (G) — Memphis	1988-89
80	Walker, Mike (DE) — Tulane	1971
85	Walls, Wesley (TE) — Mississippi	1994-95

4	Walsh, Steve (QB) — Miami (Fla.)	1990-93
21	Ward, Carl (S) — Michigan	1969
72	Ward, Chris (T) — Ohio St.	1984
58	Ward, Phillip (LB) — UCLA	2000
98	Warner, Ron (LB) — SMU	1998
73	Warren, Frank (DE) — Auburn	1981-89, 91-94
55	Washington, Dave (LB) — Alcorn St.	1980
26	Washington, Mickey (CB) — Texas A&M	1997
88	Waters, Mike (TE) — San Diego St.	1987
67	Watson, John (T) — Oklahoma	1977-79
61	Watson, Mike (T) — Miami (Ohio)	1977
49	Wattelet, Frank (FS) — Kansas St.	1981-87
44	Waymer, Dave (DB) — Notre Dame	1980-89
42, 24	Weary, Fred (CB) — Florida	1998-2001
85	Weatherspoon, Cephus (WR) — Ft. Lewis College	1972
56	Weissenhofer, Ron (LB) — Notre Dame	1987
42	Welch, Claxton (RB) — Oregon	1970
64	Wendryhoski, Joe (C) — Illinois	1967-68
80	Westbrooks, Greg (LB) — Colorado	1975-77
60	Wheatley, Austin (TE) — Iowa	2000
35	Wheelwright, Ernie (RB) — Southern Illinois	1967-70
86	Whitaker, Creston (WR) — North Texas	1972
98	White, Mitch (T) — Oregon St.	2001
98	Whitehead, Willie (LB) — Auburn	1999-2000
23	Whitsell, Dave (CB) — Indiana	1967-69
59	Whittingham, Fred (LB) — Cal Poly-SLO	1967-68
23	Whittle, Ricky (RB) — Oregon	1996
66	Wickert, Tom (G) — Washington St.	1975-76
47	Wicks, Bob (WR) — Utah St.	1974
49	Wilcox, Josh (TE) — Oregon	1998-99
94	Wilks, Jim (DE/NT) — San Diego St.	1981-83
82	Williams, Boo (TE) — Arkansas	2001
51	Williams, Brian (LB) — Southern California	2001
88	Williams, Brooks (TE) — North Carolina	1978-81
63	Williams, Del (G) — Florida St.	1967-73
90	Williams, James (LB) — Mississippi St.	1990-94
24	Williams, Joe (RB) — Wyoming	1972
45	Williams, John (FB) — Wisconsin	1986
66	Williams, Larry (G) — Notre Dame	1991
69	Williams, Ralph (WR) — Southern	1985-86
86	Williams, Ricky (RB) — Abilene Christian	1974
21	Williams, Robert (CB) — Texas	1999-2001
63	Williams, Wally (G) — Florida A&M	1999-2001
65	Williams, Willie (T) — LSU	1994
89	Willis, Donald (G) — North Carolina A&T	1995-97
4	Willis, Len (WR) — Ohio St.	1977
18	Winslow, Dave (QB) — Illinois	1995-96
42	Wilson, Jerry (CB) — Southern	1981, 83, 89
42	Wilson, Ray (S) — New Mexico	1994
80	Wilson, Robert (WR) — Florida A&M	2000-01
45	Wilson, Tim (FB) — Maryland	1983-84
79, 92	Wilson, Troy (DE) — Pittsburg St. (Kan.)	1992
18	Wilson, Wade (QB) — East Texas St.	1993-94
30	Wilson, Wayne (FB) — Shepherd	1979-86
71	Winans, Jeff (DT) — Southern California	1976
80	Winslow, Doug (WR) — Drake	1973
9	Winslow, George (P) — Villanova	1988
32	Winston, DeMond (LB) — Vanderbilt	1990, 92-94
56	Winston, Dennis (LB) — Arkansas	1982-85
68	Winther, Wimpy (C) — Mississippi	1972
28	Woerner, Scott (DB) — Georgia	1987
13	Wood, Gary (QB) — Cornell	1967
73	Wood, John (DE) — LSU	1973
65	Woods, Robert (T) — Tennessee St.	1977-80
47	Woodson, Mary (S) — Indiana	1969
34	Word, Barry (RB) — Virginia	1987-88
7	Wuerfel, Danny (QB) — Florida	1997-99
23	Wyatt, Doug (S) — Tulsa	1970-72

Y

1	Yepremian, Garo (K) — None	1979
65	Young, Bob (G) — Howard Payne	1981
93	Young, Kevin (DE) — Utah St.	1987
89	Young, Tyrone (WR) — Florida	1983-84
20	Youngblood, George (S) — Los Angeles St.	1967-68

Z

79	Zanders, Emanuel (G) — Jackson St.	1974-80
34	Zellers, Ray (FB) — Notre Dame	1995-98

ALL-TIME NUMERICAL ROSTER



0	Logan, Overt (S)	1967
00	Burrough, Ken (WR)	1970
1	Ricardo, Benny (K)	1980-81
	Yepremian, Garo (K)	1979
2	Brooks, Aaron (QB)	2000-01
	Lohmiller, Chip (K)	1995
3	Butler, Skip (K)	1971
	Carney, John (K)	2001
	Hebert, Bobby (QB)	1985-89, 91-92
	Leypoldt, John (K)	1978
	Royals, Mark (P)	1997-98
4	Cofer, Mike (K)	1987
	Gowin, Toby (P)	2000-01
	Walsh, Steve (QB)	1990-93
	Wilmsmeyer, Klaus (P)	1995-96
5	Kampf, Florian (K)	1987
	Shuler, Heath (QB)	1997-98
6	Barnhardt, Tommy (P)	1987, 89-94, 99
7	Andersen, Morten (K)	1982-94
	Benjamin, Guy (QB)	1980
	Linhart, Toni (K)	1972
	Wuerfel, Danny (QB)	1997-99
8	Manning, Archie (QB)	1971-75, 77-82
9	Delhomme, Jake (QB)	1998-99
	Feller, Happy (K)	1972-73
	Kramer, Tommy (QB)	1990
	Winslow, George (P)	1989
10	Barnhardt, Tommy (P)	1987, 89-94
	Blanchard, Cary (K)	1992
	Brien, Doug (K)	1995-2000
	Douglas, Bobby (QB)	1976-77
	Durkee, Charlie (K)	1967-68, 71-72
	Fagan, Julian (P)	1970-72
	Hansen, Brian (P)	1984-88
	Jurich, Tom (K)	1978
	Mike-Mayer, Steve (K)	1978
	O'Neal, Steve (P)	1973
11	Burns, Ed (QB)	1978-80
	Fourcade, John (QB)	1987-90
	Lee, Brian (CB)	1971-75
	Ninowski, Jim (QB)	1969
	South, Ronnie (CB)	1968
	Todd, Richard (QB)	1984-85
	Tolliver, Billy Joe (QB)	1998-2000
12	Delhomme, Jake (QB)	2000-01
	Robert, Billy Joe (QB)	1997-99
	Ingram, Kevin (QB)	1987
	Laufenberg, Babe (QB)	1986
	McNeill, Tom (P)	1967-69
	Scott, Bobby (QB)	1973-82
13	Cipa, Larry (QB)	1974-75
	Collins, Kerry (QB)	1998
	Nussmeier, Doug (QB)	1994-97
14	Enlebein, Russell (K/P)	1979-83
	Hargett, Edd (QB)	1969-72
	Hodson, Tom (QB)	1995-96
	Florian, Tim (QB)	1987
	Sweetan, Karl (QB)	1968
	Todd, Richard (QB)	1984-85
15	Cuozzo, Gary (QB)	1967
	Davis, Bob (QB)	1973
	Durkee, Charlie (K)	1967-68, 71-72
	Gibbs, Donnie (P)	1974
	Fritsch, Toni (K)	1982
	Sweetan, Karl (QB)	1968
	Szaro, Rich (K)	1975-78
16	Blanchard, Tom (P)	1974-78
	Buck, Mike (QB)	1990-93
	Burris, Bo (S)	1967-69
	Ramsey, Steve (QB)	1970
	Stabler, Ken (QB)	1982-84
17	Everett, Jim (QB)	1994-96
	Kilmer, Billy (QB)	1967-70
	Partridge, Rick (P)	1979
	Thomas, Speedy (WR)	1973-74
18	Blake, Jeff (QB)	2000-01
	Hollas, Hugo (S)	1970-72
	Guess, Terry (WR)	1996
	Wilson, Dave (QB)	1981, 83-89
	Wilson, Wade (QB)	1993-94
19	Bech, Brett (WR)	1996
	Dempsey, Tom (K)	1969-70
	McClard, Bill (K)	1973-75
	Merkens, Guido (QB/WR/DB)	1980-85
	Johnson, Alonzo (WR)	1998
	Jones, Charlie (WR)	2000
	Wood, Gary (QB)	1967
20	Allen, Terry (RB)	2000
	Bellamy, Jay (S)	2001
	Brown, Derek (RB)	1993-96
	Felton, Eric (CB)	1978-80
	Gary, Russell (S)	1981-86
	Henderson, Othello (S)	1993-94
	Howell, Delles (CB)	1970-72
	Little, Earl (CB)	1998
	Sutton, John (CB)	1987
	Wood, John (DE)	1973
	Youngblood, George (S)	1967-68
21	Allen, Eric (CB)	1995-97
	Boyd, Greg (S)	1974
	Brown, Derek (RB)	1993-96
	Douglas, John (CB)	1967-68
	Gray, David (DB)	1979
	Hilliard, Dalton (RB)	1986-93
	Israel, Steve (CB)	2001
	Johnson, Earl (CB)	1985
	Krimm, John (S)	1982
	Little, Earl (CB)	1999
	Moore, Reynaud (CB)	1971
	Ramsey, Nate (S)	1973
	Reaves, Ken (CB)	1974
	Scarpatti, Joe (DB)	1969
	Ward, Carl (S)	1970
	Williams, Robert (CB)	1999
22	Anthony, Tyrone (RB)	1984-85
	Brown, Charlie (RB)	1967-68
	Drakeford, Tyrone (CB)	1998-99
	Fenerty, Gill (RB)	1990-91
	Jakes, Van (CB)	1986-88

Johnson, Benny (CB)	1976
Lewis, Gary (RB)	1970
Martin, D'Artagnan (CB)	1971
Mayes, Michael (CB)	1989
Mustler, Brad (FB)	1993-94
Neal, Lorenzo (FB)	1993-96
Pitts, Elijah (RB)	1970
Ray, Ricky (CB)	1979-80
Stevens, Howard (RB)	1973-74
Taylor, Derrick (FS)	1987
Thomas, Fred (CB)	2000-01
23	
Cassady, Craig (DB)	1977
Hewitt, Chris (S)	1997-99
Jordan, Buford (FB)	1986-92
Marshall, James (DB)	1980
Mathis, Kevin (CB)	2001
Neal, Lorenzo (FB)	1993-96
Proff, Joe (RB)	1973
Thomas, Charlie (KR)	1975
Whitell, Dave (CB)	1967-69
Whittle, Ricky (RB)	1996
Wyatt, Doug (S)	1970-72
24	
Adkins, Margene (WR)	1972
Bates, Mario (RB)	1994-97
Brown, Derek (RB)	1993-96
Chapman, Clarence (CB)	1976-80
Fuller, Johnny (S)	1973-75
Hoage, Terry (DB)	1984-85
Kelly, Rob (S)	1998
Lewis, Marvin (RB)	1982
Mack, Milton (CB)	1967-91
Neveitt, Elijah (CB)	1967-70
Weary, Fred (CB)	1999-2001
Williams, Joe (RB)	1972
Woerner, Scott (DB)	1987
25	
Bosarge, Wade (DB)	1977
Dodd, Al (WR)	1969-71
McAfee, Fred (RB)	1991-93, 2001
McQuay, Leon (RB)	1976
Molden, Alex (CB)	1996-2000
Moore, Jerry (S)	1973-74
Mustler, Brad (FB)	1993-94
Poe, Johnnie (CB)	1981-87
Simmons, Jerry (WR)	1967
26	
Buck, Vince (DB)	1990-95
Dawsey, Stacey (WR)	1987
Fields, Jitter (PR)	1984
Harris, Corey (CB)	2000
Harvey, Richard Sr. (DB)	1971
Heidel, Jimmy (S)	1967
Looney, Joe Don (RB)	1969
McAfee, Fred (RB)	2000
McAllister, Deuce (RB)	2001
Rogers, Steve (RB)	1975
Smith, Lamar (RB)	1999
Stewart, Jimmy (SS)	1977
Tullis, Willie (CB)	1985-86
Washington, Mickey (CB)	1997
27	
Adams, Vashone	1997
Brown, Ray (SS)	1978-80
Fenderson, James (RB)	2001
Gibson, Antonio (SS)	1986-89, 92
Jones, Reginald (CB)	1991-94
Jones, Selwyn (CB)	1994
Kelly, Rob (S)	2000
McNeill, Rod (RB)	1974-75
Roberts, Walt (WR)	1967
Sternick, Greg (CB)	1983
Thompson, Bobby (S)	1969
28	
Atkins, Gene (S)	1987-93
Davis, Troy (RB)	1997-99



ALL-TIME NUMERICAL ROSTER

Fichtner, Ross (S)1968
 Ford, James (RB)1971-72
 Harding, Greg (DB)1984
 Hoskins, Derrick (S)1996
 Hurley, Bill (DB)1982-83
 Maxson, Alvin (RB)1974-76
 Oldham, Chris (S)2000-01
 Shy, Don (RB)1969

29

Clark, Vinnie (CB)1994
 Glenn, Vencie (S)1991
 Hayes, Billie (CB)1972
 Howard, Gene (CB)1968-70
 Johnson, Undra (RB)1989
 Knight, Sammy (S)1997-2001
 Lewis, Rodney (CB)1982-84
 McMillian, Mark (CB)1996
 Ogden, Ray (WR)1967
 Spencer, Maurice (CB)1974-76, 78
 Sutton, Reggie (CB)1987-88
 Taylor, Keith (S)1992-93

30

Alexander, Vincent (FB)1987
 Cherry, Je'Rod (DB)1998-99
 Harris, Bill (RB)1971
 Jackson, Ernie (CB)1972-73
 Kelley, Les (RB)1967-69
 Morton, Chad (RB)2000
 Newman, Anthony (S)1995-97
 Shaw, Bob (WR)1970
 Smith, Cedric (FB)1991
 Wilson, Wayne (FB)1979-86

31

Newsome, Richard (S)2001
 Taylor, Jim (RB)1967

32

Barrington, Tom (RB)1967-70
 Craver, Aaron (RB)1998-99
 DeRatt, Jim (DB)1975
 Dunbar, Vaughn (RB)1992-94-95
 Frazier, Paul (RB)1989
 Hunter, Earnest (RB)1996
 Jones, Kim (FB)1976-79
 Lee, Mark (CB)1991
 Minor, Lincoln (RB)1973
 Moore, Jerald (RB)2000
 Perry, Vernon (S)1983
 Stauch, Scott (RB)1981
 Toussaint, Darrell (DB)1987

33

Gray, Kevin (DB)1982
 Hughes, Tyrone (CB)1993-96
 Kelly, Rob (S)1997
 Norris, Moran (FB)2001
 Perry, Wilmont (RB)1998-99
 Preece, Steve (DB)1969
 Schultz, Randy (RB)1967-68
 Spears, Ernest (S)1990
 Strachan, Mike (RB)1975-80
 Thurman, Junior (DB)1987

34

Bell, Carlos (TE)1971
 Galbreath, Tony (RB)1976-80
 Hayward, Craig (FB)1988-92
 Johnson, Bobby (DB)1983-84, 86
 Loric, Tony (RB)1968-69
 Phillips, Jess (CB)1973-74
 Rodenberger, Jeff (FB)1987
 Williams, Ricky (RB)1999-2001
 Word, Barry (RB)1967-68
 Zellars, Ray (FB)1995-98

35

Campbell, Earl (RB)1984-85
 Canty, Chris (CB)2000
 Davis, Ted (LB)1967-69
 Gresham, Bob (RB)1971-72

Howard, Reggie (CB)2000
 Matthews, Henry (RB)1973
 Morse, Bobby (FB)1989-91
 Otis, Jim (RB)1970
 Pahuoka, Shane (S)1995
 Van Wagner, Jim (FB)1978

36

Boykin, Greg (RB)1977
 Brown, Bob (TE)1972-73
 Burchfield, Don (TE)1971
 Davis, Dick (RB)1970
 Harris, Corey (CB)1999
 Hawthorne, Michael (CB)2000-01
 Jennings, Stanford (RB)1991
 Jones, Andrew (RB)1975-76
 McCall, Don (RB)1967-68, 70
 Mayes, Rueben (RB)1986-88, 90
 Ned, Derrick (FB)1993-95
 Nyval, Vic (RB)1970
 Smith, Lamar (RB)1998

37

Cherry, Je'Rod (S)1996-97
 Cota, Chad (S)1998
 Franz, Todd (S)2000
 Gleason, Steve (S)2000-01
 Gray, Mel (RB)1986-88
 Myers, Tommy (S)1972
 Philpaw, Dino (RB)1999
 Spencer, Jimmy (CB)1992-95
 Stonebreaker, Steve (LB)1967-68
 Thompson, Bennie (S)1989-91

38

Baker, Tony (RB)1968-71
 Butler, Bill (RB)1972-74
 Greer, Donovan (CB)1997
 Nicholson, Calvin (CB)1989-91
 Rogers, George (HB)1981-84
 Vandersea, Phil (LB)1967

39

Covington, John (S)1995
 LaGrand, Morris (RB)1975
 Lawson, Odell (RB)1973-74
 Lee, Carl (DB)1994
 Macie, Brett (S)1985-93
 Perry, Darren (S)2000
 Wheelwright, Ernie (RB)1967-70

40

Adams, Michael (DB)1967-88
 Bender, Wes (FB)1997
 Granger, Hoyle (RB)1971
 Gros, Earl (RB)1970
 Hilliard, Dalton (RB)1986-93
 Knafelc, Greg (TE)1983
 Marsalis, John (S)1977
 Massey, Robert (CB)1989-90
 Milne, Brian (FB)2000
 Powell, Marvin (FB)1999
 Schmidt, Terry (CB)1974-75

41

Carter, Tim (CB)2001
 Cook, Tol (CB)1987-93
 Gilliam, John (WR)1967-68, 77
 Newland, Bob (WR)1971-74
 Rogers, Jimmy (RB)1980-84
 Strong, William (CB)1995-96

42

Clay, Willie (S)1999
 Gilliam, John (WR)1967-68, 1977
 McCleskey, J.J. (WR/S)1993-96
 McLemore, Dana (DB)1986
 Muncie, Chuck (RB)1976-80
 Parker, Joel (WR)1974-75, 77
 Strong, Jim (RB)1971-72
 Tyler, Toussaint (RB)1981-82
 Weary, Fred (CB)1998
 Welch, Claxton (RB)1970

Wilson, Jerry (CB)2001
 Wilson, Ray (S)1994

43

Ambrose, Ashley (CB)1999
 Collins, Larry (RB)1980
 Fowler, Bobby (FB)1984-85
 Jean Batiste, Garland (FB)1987
 Kopay, Dave (LB)1971
 Legette, Tyrone (CB)1992-95
 Lyons, Dicky (S)1970
 Phillips, Kim (CB)1989

44

Cordill, Olie (P)1969
 Crist, Chuck (S)1975-77
 Farasopolos, Chris (S)1974
 Fink, Mike (CB)1973
 Kelly, Rob (S)1999
 McCleskey, J.J. (WR/S)1993-96
 McCrary, Fred (FB)1997
 Rose, George (CB)1967
 Smith, Terrelle (FB)2000-01
 Waymer, Dave (DB)1980-89

45

Athas, Pete (S)1976
 Byrd, Israel (CB)1993-95
 Green, Arthur (RB)1972
 Heyward, Craig (FB)1988-92
 Holmes, Jack (RB)1978-82
 Johnson, Nate (RB)1987
 Jordan, Jimmy (RB)1967
 Kimbrough, Elbert (S)1968
 Petry, Stan (CB)1991
 Williams, John (FB)1986
 Wilson, Tim (FB)1983-84

46

Abramowicz, Dan (WR)1967-73
 Gajan, Hokie (FB)1982-85
 Gammon, Kendall (C)1998
 Kearney, Jim (S)1976
 Lumpkin, Sean (S)1992-96

47

Austin, Cliff (RB)1983
 Beverly, Dwight (RB)1987
 Cortez, Bruce (CB)1967
 Davis, Travis (S)1995
 DeGrenier, Jack (RB)1974
 Dusenberry, Bill (RB)1970
 Houser, Kevin (LS)2000-01
 Jackson, Greg (S)1996
 Mack, Cedric (CB)1992-93
 Rackley, David (DB)1985
 Robinson, Virgil (RB)1971-72
 Spivey, Mike (CB)1980-81
 Wilcox, Josh (TE)1998-99
 Woodson, Marv (S)1969

48

Livingston, Andy (RB)1969-70
 Schwartz, Don (SS)1978-80

49

Hazelton, Major (DB)1970
 McGill, Ralph (S)1978-79
 Owens, Artie (WR)1980
 Stowers, Tommie (TE)1992-93
 Williams, Frank (FS)1981-87
 Wicks, Bob (WR)1974

50

Aleaga, Ink (LB)1997
 Bordelon, Ken (LB)1976-77, 79-82
 Clarke, Phil (LB)2001
 Del Rio, Jack (LB)1985-86
 James, Philip (C)1987
 Johnson, John (LB)1995
 Kupp, Jake (G)1967-75
 Mitchell, Kevin (LB)1998-99
 Terry, Corey (LB)2000

ALL-TIME NUMERICAL ROSTER



Barnes, Derrick (LB)1997
 Capone, Warren (LB)1976
 Chambers, Rusty (LB)1975-76
 Childs, Ron (LB)1995
 Clarke, Phil (LB)1999-2000
 Croom, Sylvester (C)1975
 Crosby, Ron (LB)1978
 Didion, John (LB/C)1971-74
 Fraser, Jim (P)1968
 Holloway, Stan (LB)1980
 McCoy, Larry (LB)1987
 Mills, Sam (LB)1986-84
 Paul, Whitney (LB)1982-85
 Saul, Bill (LB)1989
 Williams, Brian (LB)2001

52

Emanuel, Frank (LB)1970
 Forde, Brian (LB)1988-91
 Harvey, Richard Jr. (LB)1995-97
 Hodge, Sedrick (LB)2001
 Huard, John (LB)1971
 Jacobs, Harry (LB)1970
 Kovach, Jim (LB)1979-85
 Lemon, Mike (LB)1975
 Palmer, Dick (LB)1972-73
 Smith, Vinson (LB)1998-99
 Stonebreaker, Mike (LB)1994
 Vanderbundt, Skip (LB)1978

53

Absher, Dick (LB)1969-71
 Davis, Don (LB)1996-98
 Fourcade, Keith (LB)1967
 Green, Sammy (LB)1980
 Hart, Tommy (DE)1980
 Hobbs, Billy (LB)1972
 Johnson, Vaughan (LB)1986-93
 Jones, Donta (LB)2000
 Kingree, Rick (LB)1973-77
 Knight, Roger (LB)2001
 Pelluer, Scott (LB)1981-85, 87
 Simmons, Dave (LB)1967

54

Aleaga, Ink (LB)1998-99
 Hughes, Pat (LB)1977-79
 Lindsey, Dale (LB)1973
 Middleton, Rick (LB)1974-75
 Roe, Bill (LB)1987
 Dusenberry, Tom (LB)1971-72
 Ryzcek, Paul (C)1981
 Simonini, Ed (LB)1982
 Smith, Darrin (LB)2000-01
 Toles, Alvin (LB)1985-88
 Tubbs, Winfred (LB)1994-97
 Wendyhoski, Joe (C)1967-68

55

Burkett, Jackie (LB)1967-70
 Coleman, Don (LB)1974-75
 Creech, Bob (LB)1973
 DeForest, Joe (LB)1987
 Fields, Mark (LB)1995-2000
 Flanagan, Jim (LB)1971
 Freeman, Reggie (LB)1993
 Kohlbrand, Joe (LB)1985-89
 Myles, DeShone (LB)2001
 Nairne, Rob (LB)1981-83
 Rice, Floyd (LB)1978
 Ross, Scott (LB)1991
 Stincin, Tom (LB)1972
 Washington, Dave (LB)1980

56

Bordano, Chris (LB)1998-99
 Clemons, Charlie (LB)2000-01
 Dixon, Ernest (LB)1994-97
 Farber, Hap (LB)1970
 Ferguson, Jim (LB)1968
 Gross, Lee (C)1975-77
 Hall, Willie (LB)1972-73

Mathis, Reggie (LB)1979-80
 Reboue, Rusty (LB)1978
 Swilling, Pat (LB)1986-92
 Weissenhofer, Ron (LB)1987
 Winston, Dennis (LB)1982-85

57

Coombs, Larry (C)1980
 Holden, Curtis (LB)2001
 Jackson, Ricky (LB)1981-93
 Merlo, Jim (LB)1973-74, 76-79
 Morgan, Mike (LB)1969-70

58

Conner, Darion (LB)1994
 Federspiel Joe (LB)1972-80
 Jackson, Jonathan (LB)2001
 Jones, Brian (LB)1995-96, 98
 Leach, Scott (LB)1987
 Redd, Glen (LB)1981, 83-86
 Strand, Eli (G)1967
 Tuipala, Joe (LB)1999
 Ward, Phillip (LB)2000

59

Campen, James (C/G)1987-88
 Colman, Wayne (LB)1969-74, 76
 Evans, Chuck (LB)1980-81
 Martin, Chris (LB)1983
 Mitchell, Keith (LB)1997-2001
 Porter, Rufus (LB)1995-96
 Whittingham, Fred (LB)1967-68

60

Cunningham, Carl (LB)1971
 Gammon, Kendall (C)1997
 Hunt, Robert (G)1999
 Kennard, Derek (G)1991-93
 Korte, Steve (C)1983-90
 Novitsky, Craig (C/T)1994-96
 Reese, Don (DE)1978-80
 Schweda, Brian (DE)1967-68
 Sutherland, Doug (G)1970
 Westbrook, Greg (LB)1975-77

61

Adams, Sam (G)1981
 Hilgenberg, Joel (C/G)1984-93
 King, Ed (G)1995-97
 Loberg, Greg (G/T)1987
 Watson, Mike (TE)1977
 Williams, Del (G)1967-73

62

Fontenot, Jerry (C)1997-2001
 Gammon, Kendall (C)1996
 Gwinn, Ross (G)1968
 Hilgenberg, Jay (C)1993
 Hill, John (C)1975-84
 Leggett, Brad (C)1990-91
 Uhlenhake, Jeff (C)1994-95

63

Baumgartner, Steve (DE)1973-77
 Bennett, Barry (DE)1978-81
 Davis, Norman (G)1969
 Dunbar, Karl (DE)1993
 Edelman, Brad (G)1982-89
 Finnie, Roger (T)1979
 Schmidt, Roy (G)1967-68
 Williams, Willie (G/C)1999-2001
 Willis, Donald (G)1995-97

64

Adams, Scott (G)1994
 Elliott, Ted (NT)1987
 Hester, Ray (LB)1971-73
 Lafary, Dave (T)1977-85
 Maurer, Andy (G)1974
 Newkirk, Robert (DE)1999

65

Carr, Tom (DE)1968

Carler, David (C)1984-85
 Naole, Chris (G)1997-2001
 Prudhomme, Rami (G/C)1971-72
 Schreiber, Adam (G)1985
 Thompson, Dave (T)1974-75
 Traplo, Steve (G)1987-90, 92
 Williams, Willie (T)1994
 Woods, Robert (T)1977-80
 Young, Bob (G)1981

66

Cody, Bill (LB)1967-70
 Commiskey, Chuck (G)1986-88
 Dobler, Conrad (G)1978-79
 Knowles, David (T)1977
 Oubre, Louis (G)1982-84
 Rasley, Rocky (G)1974
 Smith, Royce (G)1972-73
 Versteegen, Mike (G)1995-97
 Wickert, Tom (G)1975-76
 Williams, Larry (G)1991

67

Brock, Stan (T)1980-92
 Harvey, George (G)1967
 Kuziel, Bob (C)1972
 LaPorta, Phil (T)1974-75
 McCollum, Andy (G)1994-98
 Shinnors, John (G)1969-71
 Watson, John (T)1977-79

68

Housman, Walter (T/G)1987
 Jetton, Paul (G)1992-93
 Kline, Alan (T)1994-95
 Neal, Richard (DE)1969-72, 1978
 Saindon, Pat (G)1986
 Stieve, Terry (G)1976-77
 Sturt, Fred (G)1978-81
 Turley, Kyle (G/T)1998-2001
 Winther, Wimpy (C)1972

69

Ackerman, Tom (C/G)1996-2001
 Dalton, Oakley (DT)1977
 Flier, Bill (G)1978
 Hudson, Nat (G)1981
 Miller, Les (NT)1981-94
 Swoopes, Pat (NT)1987-89
 Williams, Ralph (G)1985-86

70

Contz, Bill (T)1986-88
 Hamiter, Uhuru (DE)1998
 Haverdink, Kevin (T)1989-91
 Holden, Sam (G)1971
 Hubbard, Dave (T)1977
 Meseroll, Mark (T)1978
 Port, Chris (G/T)1991-95
 Price, Marcus (T)2000-01
 Robinson, Craig (T)1972-73
 Rourke, Jim (T)1985

71

Anderson, Dick (T)1967
 Cooper, Richard (T)1990-95
 Fersen, Paul (T)1973-74
 Kaplan, Ken (T)1987
 McCormick, Dave (T)1967-68
 Merrill, Casey (DT)1986
 Perot, Peter (G)1985
 Schumacher, Kurt (G)1975-77
 Siglar, Ricky (T)1997-98
 Stokes, Fred (DE)1996
 Taylor, James (T)1978-81
 Tillman, Faddie (DT)1972
 Townes, Willie (DE)1970
 Winans, Jeff (DT)1976

72

Dombrowski, Jim (G/T)1986-96
 Fultz, Mike (DT)1977-80
 Gray, Leon (T)1982-83



ALL-TIME NUMERICAL ROSTER

Hart, Jeff (T)1976
Jenkins, Trezelle (T)1997
Leggett, Earl (DT)1967-68
Owens, Joe (DE)1971-75
Talbert, Don (T)1969-70
Ward, Chris (T)1984

73

Campbell, Joe (DE)1977-80
Davis, Isaac (G)1997
Jones, Ray (DB)1973
Mooring, John (T)1974
Sandeman, Bill (T)1967
Sturm, Jerry (T/C)1967-70
Warren, Frank (DE)1981-89, 91-94

74

Carroll, Herman (DE)1994
Gray, Cecil (T)1993
Gregory, Ted (NT)1988
Haverdink, Kevin (T)1989-91
Jones, Clarence (T)1996-98
Leach, William (G/T)1987
Moers, Doug (DE)1971-72
Moore, Derland (NT)1973-85
Sanderson, Scott (G/T)2001
Sciffes, Steve (T)1999
Tilleman, Mike (DT)1967-70

75

Clark, Bruce (DE)1982-88
Crangle, Mike (DE)1972
McCormick, Dave (T)1967-68
Marrone, Doug (G)1989
Palmer, Emile (DT)1996
Pittman, Julian (DT)1998
Price, Elex (DT)1973-80
Rengel, Mike (DT)1969
Richey, Mike (T)1970
Rollins, Baron (G)1994

76

Board, Dwaine (DE)1988
Davidson, Jeff (T)1994
Hills, Keno (T)1996-99
Hunt, Kevin (T)1978
McGuire, Gene (C)1992
Morrison, Don (T)1971-77
Pietrzak, Jim (C)1979-84
Reyes, Tutan (T)2000-01
Rowe, Dave (DT)1967-70
Shaw, Rickie (T)1993

77

Anderson, Gary (G)1978
Boeke, Jim (T)1968
Boyersky, Jerry (NT)1981
Gilbert, Daren (T)1985-88
Goich, Dan (DT)1971
Johnson, Carl (G)1972-73
Montgomery, Marv (T)1976-77
Morris, Chris (T)1975
Rissmiller, Ray (T)1967
Roaf, William (T)1993-2001
Taylor, Mike (T)1969-70

78

Backes, Tom (G)1993
Clark, Kelvin (G)1982-85
Grooms, Elio (DE)1975-81
Hines, Glen Ray (T)1971-72
Jones, Jerry (T)1967-69
Keim, Mike (T)1991
Knight, Shawn (DE)1987
Linden, Enrol (T)1969-70
Newsome, Billy (DE)1973-74
Roth, Tom (C/G)1994
Terrell, Daryl (T)1999-2001
Walker, Jeff (G)1988-89

79

Cordileone, Lou (DT)1967-68
Derby, Glenn (T)1989-90

Epps, Tory (DT)1995
Halapin, Mike (T)1999
Slaughter, Chuck (T)1982
Swinnay, Clovis (DT)1970
Thomas, Henry (G)1987
White, Mitch (T)2001
Wilson, Troy (DE)1998
Zanders, Emanuel (G)1974-80

80

Banks, Gordon (WR)1980-81
Barnwell, Malcolm (WR)1985
Burton, Larry (WR)1975-77
Carroll, Wesley (WR)1991-92
Dawsey, Stacey (WR)1987
Dowdell, Marcus (WR)1992-93
Franklin, P.J. (WR)1999
Garcia, Jim (DE)1967
Harper, Alvin (WR)1997
Harris, Herbert (WR)1986-87
Havrilak, Sam (WR)1974
Hobbs, Daryl (WR)1997
Jeffries, Willam (WR)1996
Johnson, Tony (TE)1998
Johnson, Tyrone (WR)1994
McCullough, Earl (WR)1974
Miller, Mike (WR)1985
Perriman, Brett (WR)1988-90
Scott, Lindsay (WR)1982-85
Walker, Mike (DE)1971
Wilson, Robert (WR)2000-01
Winslow, Doug (WR)1973

81

Anderson, Jesse (TE)1993
Atkins, Doug (DE)1967-69
Dawsey, Lawrence (WR)1999
Hall, Lamont (TE)2000-01
Haynes, Michael (WR)1994-96
Hill, Randal (WR)1997
Slutzker, Scott (TE)1998

82

Brewer, Johnny (LB)1968-70
Glover, Andrew (TE)2000
Gottschalk, Darren (TE)1987
Harris, Ike (WR)1978-81
Ismail, Qadry (WR)1998
Kennison, Eddie (WR)1999
O'Neal, Ken (TE)1987
Pollard, Bob (DE)1971-77
Smith, Irv (TE)1993-97
Tice, John (TE)1983-92
Williams, Boo (TE)2001

83

Benson, Cliff (TE)1987-88
Burke, Vern (TE)1967
Duckett, Kenny (WR)1983-84
Edwards, Kelvin (WR)1986
Garrett, Len (TE)1973-75
Hamilton, Andy (WR)1975
Mitchell, Johnny (TE)2001
Owens, Tinker (WR)1976-78-80
Parks, Dave (TE)1968-72
Poole, Keith (WR)1997-2000
Roaches, Carl (KR)1985
Scales, Greg (TE)1988-91
Small, Torrance (WR)1992-96
Walker, Dwight (WR)1987

84

Estes, Lawrence (DE)1970-71
Guliford, Eric (WR)1997-98
Hester, Jim (TE)1967-69
Martin, Eric (WR)1985-93
Mauti, Rich (WR)1977-80, 82-83
Miller, Junior (TE)1984
Lewis, Michael (WR)2001
Rhem, Steve (WR)1994-95
Riley, Preston (WR)1993
Seal, Paul (TE)1974-76
Slutzker, Scott (TE)1999

Wheatley, Austin (TE)2000

85

Beasley, John (TE)1973-74
Brenner, Hoby (TE)1981-93
Childs, Henry (TE)1974-80
Cleeland, Cameron (TE)1998-99, 2001
Green, Paul (TE)1996
Poage, Ray (TE)1967-70
Savoie, Nicky (TE)1997
Thomas, Curtland (WR)1987
Walls, Wesley (TE)1994-95
Weatherspoon, Cephus (WR)1972

86

Alphin, Gerald (WR)1990-91
Baker, Melvin (WR)1975
Benson, Cliff (TE)1987-88
Botkin, Kirk (TE)1994-95
Caster, Rich (TE)1981
Colchico, Dan (DE)1969
Davis, Dave (WR)1974
Dawkins, Sean (WR)1998
Donovan, Tom (WR)1980
Dowdell, Marcus (WR)1992-93
Dunbar, Jubilee (WR)1973
Gammon, Kendall (TE)1999
Groth, Jeff (WR)1981-85
Hall, Tom (WR)1967
Harris, Rod (WR)1989
Harrison, Victor (WR)1987
Johnson, Tony (TE)1996
Jones, Mike (WR)1986-87, 89
Lipps, Louis (WR)1992
Martini, Rich (WR)1981
Newman, Patrick (WR)1991-93
Ojo, Onome (WR)2001
Reed, Jake (WR)2000
Thaxton, James (TE)1976-77
Twynner, Gunnard (WR)1997
Whitaker, Creston (WR)1972
Williams, Richard (WR)1974

87

DeRamus, Lee (WR)1995-96
Farquhar, John (TE)1997-98
Hardy, Larry (TE)1978-85
Herrmann, Don (WR)1975-77
Hill, Lonzell (WR)1987-90
Horn, Joe (WR)2000-01
Kelly, Mike (TE)1973
Neal, Richard (DE)1969-72, 78
Scott, Malcolm (TE)1987
Stickles, Monty (TE)1968
Wainright, Frank (TE)1991-93

88

Bass, Don (TE)1982
Dorris, Andy (DE)1973-76
Goodlow, Eugene (WR)1983-86
Hart, Ben (S)1967
Hastings, Andre (WR)1997-99
Hyatt, Fred (WR)1973
Jackson, Willie (WR)2000-01
Lusk, Hendrick (TE)1996
Mitchell, Darrell (WR)1994
Parker, Joel (WR)1974-75, 77
Pattison, Mark (WR)1987-88
Szymakowski, Dave (WR)1968
Turner, Floyd (WR)1989-93
Waters, Mike (TE)1987
Williams, Brooks (TE)1978-81

89

Askson, Bert (TE)1973
Bech, Brett (WR)1997-99
Chandler, Wes (WR)1978-81
Chapman, Gil (WR)1975
Clark, Robert (WR)1987-88
Early, Quinn (WR)1991-95
Hayes, Mercury (WR)1996-97
Jones, Mike (WR)1986-87, 89
Kramer, Kent (TE)1967

ALL-TIME NUMERICAL ROSTER



Long, Dave (DE)1969-72
McGarity, Wane (WR)2001
Shepard, Derrick (WR)1989
Stachelski, Dave (TE)2000-01
Thomas, Joe (WR)1987
Thompson, Aundra (WR)1981-82
Willis, Len (WR)1977
Young, Tyrone (WR)1983-84

90

Johnson, Walter (LB)1989
Tomich, Jared (DE)1997-2000
Smith, Kenny (DT)2001
Stanley, Israel (DE)1995
Williams, James (LB)1990-94

91

Bennett, Monte (DT)1981
Goff, Robert "Pig" (NT)1990-95
Marchiol, Ken (LB)1987
Smith, Brady (DE)1996-99

92

Chase, Martin (DT)2000-01
Haynes, James (LB)1984-89
Jones, Ernest (DE)1998
McIntosh, Toddick (DE)1995
Mickell, Darren (DE)1996-97

Wilson, Troy (DE)1999
Winston, DeMond (LB)1990, 92-94

93

Howard, Darren (DE)2000-01
Lewis, Gary (NT)1983
Martin, Wayne (DE/DT)1989-99
Young, Kevin (DE)1987

94

Johnson, Joe (DE)1994-98, 2000-01
Wilks, Jim (DE/NT)1981-93

95

Brannon, Robert (DE)1987
Davis, Travis (NT)1990
Dixon, Ronnie (NT)1993
Douglas, Marques (DE)2000
Dumbauld, Jonathan (DE)1986, 88
Jones, Ernest (DE)1995
Robbins, Austin (DT)1996-99

96

Andrus, Sheldon (NT)1986-87
Faulkner, Jeff (DE)1993
Gunn, Mark (DE)1994
Hamiter, Uhuru (DT)1999
Jeffries, Darnell (DE)1995

Parker, Steve (DE)1980
Simmons, Michael (DE)1989-90
Thorp, Don (NT)1984

97

Geathers, James (DE)1984-89
Glover, La'Roi (DT)1997-2001
Turnbull, Renaldo (DE/LB)1990-96

98

Hanna, Jim (NT)1994
Hodge, Milford (DE)1986
Lewis, Reggie (DE)1982-84
Warner, Ron (LB)1998
Whitehead, Willie (DE)1999-2001

99

Broughton, Willie (DT)1995-96
Elliott, Tony (NT)1982-88
Hand, Norman (DT)2000-01
Mickell, Darren (DT)1999
Sagapolutele, Pio (DT)1997
Smeenge, Joel (DE/LB)1990-94

SAINTS YEARLY YARDAGE RANKINGS

Year	NFL Offense			NFC Offense			NFL Defense			NFC Defense		
	Total	Rush	Pass	Total	Rush	Pass	Total	Rush	Pass	Total	Rush	Pass
1967	12	16	9				13	14	12			
1968	12	13	8				9	13	6			
1969	3	7	3				15	9	14			
1970	21	24	10	10	12	5	26	20	26	13	11	13
1971	19	15	20	10	7	10	22	22	15	11	13	6
1972	20	25	6	9	12	4	21	18	22	11	10	11
1973	22	17	20	11	8	11	23	22	19	11	11	10
1974	17	10	22	7	3	11	7	10	9	5	7	5
1975	26	23	26	13	11	13	13	12	15	5	7	8
1976	21	23	17	9	11	8	19	21	17	12	12	11
1977	21	13	23	7	6	9	25	27	10	14	14	9
1978	8T	26	5	4	12	4	15	21	13	11	11	9
1979	4	6	11	2	3	3	22	23	20	12	11	12
1980	17	28	4	10	14	6	28	28	12	14	14	6
1981	25	7	28	12	4	12	11	11	20	8	5	10
1982	20	6	25	11	2	12	7	20	6	3	5	3
1983	23	6	26	12	3	14	2	11T	1	1	7T	1
1984	20	8	24	11	5	12	4	26	1	2	6	1
1985	27	19	24	12	10	12	24	19	23	12	9	11
1986	21	8	23	9	5	10	14	4	21	10	4	13
1987	14	3	21	7	2	11	4	3	6	3	2	2
1988	16	11	18	9	3	11	12	11	18T	7	9	8T
1989	11	11	13	6	6	6	12	1	26	6	1	12
1990	23	16	26	12	8	12	15	6	19	8	5	9
1991	15	14	10	7	8	6	2	2	2	2	2	2
1992	14	17	11	9	10	6	2	7T	1	2	4	1
1993	21	14	21	10	7	9	7	25	1	6	13	1
1994	12	26	8	6	13	4	25	18	26	12	9	13
1995	19	28	10	10	14	7	22	21	22	11	12	10
1996	29	30	25	14	15	12	13	27	3	8	14	3
1997	30	27	27	15	14	13	4	14	6	4	6	4
1998	28	30	18	13	15	9	26	17	30	14	7	15
1999	19	18	20T	10	8	11	20	20	21	8	8	9
2000	10	8	14	4	2	8	8	10	10	3	4	4
2001	10	18T	10	5	9	6	16T	14	17	10	7	7

T - tied for position



NFL HONORS

PRO FOOTBALL HALL OF FAME

1976

RB **Jim Taylor** (Saints career: 1967)

1982

DE **Doug Atkins** (Saints career: 1967-69)

1991

RB **Earl Campbell** (Saints career: 1984-85)

1995

GM **Jim Finks** (Saints career: 1986-93)

MAJOR AWARDS

1978

QB **Archie Manning**: NFC Most Valuable Player (UPI, *Sporting News*); NFC Player of the Year (UPI, *Sporting News*); NFC Offensive MVP (UPI)

1981

RB **George Rogers**: Rookie of the Year (Pro Football Weekly/PFWA, *Sporting News*); Offensive Rookie of the Year (AP, Pro Football Weekly/PFWA); NFC Rookie of the Year (UPI)

1986

K **Morten Andersen**: Golden Toe (Pro Football Weekly/PFWA)
RB **Rueben Mayes**: Rookie of the Year (Pro Football Weekly/PFWA, *Sporting News*, Newspaper Enterprise Assoc.); Offensive Rookie of the Year (AP, Pro Football Weekly/PFWA)

1987

General Manager **Jim Finks**: NFL Executive of the Year (*Sporting News*)
Head Coach **Jim Mora**: Coach of the Year (AP, Pro Football Weekly/PFWA, *Sporting News*); NFC Coach of the Year (UPI, Pro Football Weekly/PFWA)

1991

LB **Pat Swilling**: Defensive Player of the Year (AP, Newspaper Enterprise Assoc., Football Digest)

2000

DT **La'Roi Glover**: Defensive Lineman of the Year (NFL Alumni), NFC Defensive Player of the Year (Committee of 101 - Kansas City)
Head Coach **Jim Haslett**: Coach of the Year (AP, Pro Football Weekly/PFWA, *Sports Illustrated*, Football News, College & Pro Football Weekly, NFL Alumni, The Sports Network); Rookie Coach of the Year (Football Digest); NFC Coach of the Year (USA Today, Committee of 101 - Kansas City)
DE **Joe Johnson**: Comeback Player of the Year (AP, Pro Football Weekly/PFWA)
Offensive Coordinator **Mike McCarthy**: NFC Assistant Coach of the Year (USA Today)
General Manager **Randy Mueller**: NFL Executive of the Year (*Sporting News*, Pro Football Weekly/PFWA, Football Digest, The Sports Network)

ALL-PRO & ALL-ROOKIE TEAMS

(1970 was the 1st year that players from both the NFC & AFC were included on the same team)

1967

CB **Dave Whitsell**: All-Pro 1st team (*Sporting News*); All-NFL 2nd Team (AP, UPI)

1968

DE **Doug Atkins**: All-Pro 1st Team (*Sporting News*); All-Pro 2nd Team (AP, Newspaper Enterprise Assoc.)

1969

WR **Danny Abramowicz**: All-Pro 1st Team (*Sporting News*, AP-tied); All-Pro 2nd Team (UPI, N.Y. Daily News)
K **Tom Dempsey**: All-Pro 1st Team (*Sporting News*)

1970

P **Julian Fagan**: All-NFC 1st Team (AP, *Sporting News*)

1978

TE **Henry Childs**: All-NFC 2nd Team (UPI)
QB **Archie Manning**: All-NFC 1st Team (UPI, *Sporting News*)

1979

WR **Wes Chandler**: All-NFC 2nd team (UPI)
TE **Henry Childs**: All-NFC 1st Team (Pro Football Weekly); All-NFC 2nd Team (UPI)
G **Conrad Dobler**: All-NFC 2nd Team (UPI)
RB **Chuck Muncie**: All-NFC 2nd Team (UPI)
S **Tommy Myers**: All-Pro 1st Team (Pro Football Weekly); All-NFC 1st Team (UPI, Pro Football Weekly)

1980

KR **Rich Mauti**: All-NFC 1st Team (Pro Football Weekly - specialist)

1981

RB **George Rogers**: All-Pro 1st Team (AP, *Sporting News*); All-Pro 2nd Team (Newspaper Enterprise Assoc.); All-NFC 1st Team (UPI)

1982

RB **George Rogers**: All-NFC 2nd Team (UPI)

1983

S **Russell Gary**: All-NFC 1st Team (UPI)
LB **Rickey Jackson**: All-NFC 1st Team (Pro Football Weekly)
LB **Jim Kovach**: All-NFC 2nd Team (UPI)
CB **Johnnie Poe**: All-Pro 2nd Team (Newspaper Enterprise Assoc.); All-NFC 1st Team (UPI)

1984

P **Brian Hansen**: All-NFC 2nd Team (UPI)
LB **Rickey Jackson**: All-Pro 2nd team (AP, Newspaper Enterprise Assoc.); All-NFC 1st Team (UPI, Pro Football Weekly)

1985

K **Morten Andersen**: All-Pro 1st Team (*Sporting News*); All-Pro 2nd Team (AP); All-NFC 1st Team (UPI)

NFL HONORS



LB **Rickey Jackson**: All-Pro 2nd Team (AP); All-NFC 2nd Team (UPI)

1986

K **Morten Andersen**: All-Pro 1st Team (AP, PFWA, Newspaper Enterprise Assoc., *Sporting News*, Pro Football Weekly); All-NFC 1st Team (UPI, Pro Football Weekly)
KR **Mel Gray**: All-Pro 1st Team (*Sporting News* - specialist)
LB **Rickey Jackson**: All-Pro 1st Team (Newspaper Enterprise Assoc.); All-Pro 2nd Team (AP); All-NFC 2nd Team (UPI)
RB **Rueben Mayes**: All-NFC 2nd Team (UPI)

1987

K **Morten Andersen**: All-Pro 1st Team (AP, PFWA, Newspaper Enterprise Assoc., *Sporting News*, Pro Football Weekly); All-NFC 1st Team (UPI, Pro Football Weekly)
DE **Bruce Clark**: All-Pro 2nd Team (Newspaper Enterprise Assoc.)
G **Brad Edelman**: All-NFC 2nd Team (UPI)
KR **Mel Gray**: All-Pro 1st Team (PFWA, *Sporting News*, Pro Football Weekly - specialist); All-NFC 1st Team (Pro Football Weekly - specialist)
LB **Rickey Jackson**: All-Pro 1st Team (Newspaper Enterprise Assoc., *Sporting News*)
LB **Vaughan Johnson**: All-NFC 1st Team (UPI, Pro Football Weekly)
RB **Rueben Mayes**: All-NFC 1st Team (UPI)
LB **Pat Swilling**: All-NFC 1st Team (UPI)
CB **Dave Waymer**: All-Pro 2nd Team (AP); All-NFC 1st Team (UPI)

1988

K **Morten Andersen**: All-Pro 2nd Team (Newspaper Enterprise Assoc.); All-NFC 1st Team (UPI)
LB **Vaughan Johnson**: All-Pro 1st Team (Newspaper Enterprise Assoc.); All-NFC 1st Team (UPI, Pro Football Weekly)

1989

RB **Dalton Hilliard**: All-Pro 2nd Team (AP, Newspaper Enterprise Assoc.); All-NFC 2nd Team (UPI)
LB **Vaughan Johnson**: All-Pro 1st Team (Newspaper Enterprise Assoc.); All-Pro 2nd Team (AP); All-NFC 1st Team (UPI, Pro Football Weekly)
LB **Pat Swilling**: All-Pro 2nd Team (AP, Newspaper Enterprise Assoc.); All-NFC 2nd Team (UPI)

1990

LB **Vaughan Johnson**: All-Pro 2nd Team (Newspaper Enterprise Assoc.); All-NFC 2nd Team (UPI)
LB **Pat Swilling**: All-Pro 2nd Team (AP); All-NFC 2nd Team (UPI)

1991

LB **Vaughan Johnson**: All-NFC 1st Team (UPI)
LB **Sam Mills**: All-Pro 1st Team (PFWA, *Sporting News*, Pro Football Weekly); All-Pro 2nd Team (AP, Newspaper Enterprise Assoc.); All-NFC 1st Team (Pro Football Weekly)
LB **Pat Swilling**: All-Pro 1st Team (AP, PFWA, *Sporting News*, Pro Football Weekly, Newspaper

Enterprise Assoc.); All-NFC 1st Team (UPI, Pro Football Weekly)

ST **Bennie Thompson**: All-NFC 1st Team (Pro Football Weekly - specialist)

1992

K **Morten Andersen**: All-Pro 1st Team (PFWA, Pro Football Weekly, Newspaper Enterprise Assoc.); All-Pro 2nd Team (AP); Unanimous All-NFC 1st Team (UPI, Pro Football Weekly)
LB **Rickey Jackson**: All-Pro 1st Team (PFWA, Pro Football Weekly); All-Pro 2nd Team (AP, Newspaper Enterprise Assoc.); All-NFC 1st Team (UPI, Pro Football Weekly)
LB **Vaughan Johnson**: All-NFC 1st Team (UPI)
G **Derek Kennard**: All-Pro 2nd Team (Newspaper Enterprise Assoc.)
DT **Wayne Martin**: All-Pro 2nd Team (Newspaper Enterprise Assoc.)
LB **Sam Mills**: All-Pro 1st Team (PFWA, *Sporting News*, Pro Football Weekly); All-Pro 2nd Team (AP); All-NFC 1st Team (UPI, Pro Football Weekly)
LB **Pat Swilling**: All-Pro 1st Team (AP, *Sporting News*)

1993

KR **Tyrone Hughes**: All-Pro 1st Team (PFWA, Pro Football Weekly - specialist); All-Pro 2nd Team (AP); All-NFC 1st Team (UPI, Pro Football Weekly)
LB **Rickey Jackson**: All-Pro 1st Team (*Sporting News*); All-Pro 2nd Team (AP); All-NFC 1st Team (UPI, Pro Football Weekly)
LB **Renaldo Turnbull**: All-Pro 1st Team (AP); All-NFC 1st Team (UPI)

1994

T **William Roaf**: All-Pro 1st Team (AP, PFWA, *Sporting News*, Pro Football Weekly); Unanimous All-NFC 1st Team (UPI, Pro Football Weekly)

1995

CB **Eric Allen**: All-NFC 2nd Team (UPI)
T **William Roaf**: All-Pro 1st Team (AP, PFWA, *Sporting News*, Pro Football Weekly); Unanimous All-NFC 1st Team (UPI, Pro Football Weekly)

1996

T **William Roaf**: All-Pro 1st Team (PFWA, *Sporting News*, Pro Football Weekly); All-Pro 2nd Team (AP); All-NFC 1st Team (Pro Football Weekly)

1997

S **Sammy Knight**: NFL All-Rookie Team (Pro Football Weekly/PFWA)
T **William Roaf**: All-NFC 1st Team (Pro Football Weekly/PFWA)

1998

DT **La'Roi Glover**: All-Pro 1st Team (College & Pro Football Weekly); All-Pro 2nd Team (AP, USA Today); All-NFC (Football News)
TE **Cameron Cleeland**: NFL All-Rookie Team (Pro Football Weekly, College & Pro Football Weekly, Football News, Football Digest)
G/T **Kyle Turley**: NFL All-Rookie Team (Pro Football Weekly, Football News, Football Digest)
T **William Roaf**: All-Pro 2nd team (College & Pro



NFL HONORS

Football Weekly); All-NFC 1st Team (Football News)

1999

T William Roaf: All-NFC 1st Team (Pro Football Weekly)

2000

DT La'Roi Glover: Unanimous All-Pro 1st Team (Pro Football Weekly/PFWA, AP, USA Today, Sports Illustrated, Sporting News, College & Pro Football Weekly, Football Digest); All-NFC 1st Team (Pro Football Weekly/PFWA, Football News)

DT Norman Hand: All-Pro 2nd Team (Football Digest)

DE Darren Howard: NFL All-Rookie Team (Pro Football Weekly/PFWA, Football News)

DE Joe Johnson: All-Pro 2nd Team (College & Pro Football Weekly, Football Digest); All-NFC 1st Team (Pro Football Weekly/PFWA, Football News)

LB Keith Mitchell: All-Pro 1st Team (Sports Illustrated, All-NFC 1st Team (Pro Football Weekly/PFWA))

T William Roaf: All-Pro 1st Team (Pro Football Weekly/PFWA, USA Today, Sports Illustrated, Football Digest); All-Pro 2nd Team (AP, College & Pro Football Weekly); All-NFC 1st Team (Pro Football Weekly/PFWA)

T Kyle Turley: All-Pro 1st Team (AP); All-Pro 2nd Team (College & Pro Football Weekly, Football Digest); 1st Team All-NFC (Football News)

2001

S Sammy Knight: All-Pro 1st Team (Football Digest); All-Pro 2nd Team (AP, College & Pro Football Weekly)

PRO BOWL SELECTIONS

1967

CB Dave Whitell

1968

DT Dave Rowe

1969

RB Tony Baker, K Tom Dempsey, G Jake Kupp, RB Andy Livingston, Coach Tom Fears

1978

QB Archie Manning

1979

WR Wes Chandler, TE Henry Childs, QB Archie Manning (2), RB Chuck Muncie, S Tommy Myers

1981

RB George Rogers

1982

RB George Rogers (2)

1983

LB Rickey Jackson

1984

DE Bruce Clark, P Brian Hansen, LB Rickey Jackson (2)

1985
K Morten Andersen, LB Rickey Jackson (3)

1986
K Morten Andersen (2), LB Rickey Jackson (4), RB Rueben Mayes*

1987
K Morten Andersen (3), TE Hoby Brenner, G Brad Edelman, RB Rueben Mayes (2)*, LB Sam Mills, CB Dave Waymer

1988
K Morten Andersen (4), WR Eric Martin, LB Sam Mills (2)

1989
RB Dalton Hilliard, LB Vaughan Johnson, LB Pat Swilling

1990
K Morten Andersen (5), LB Vaughan Johnson (2), LB Pat Swilling (2)

1991
LB Vaughan Johnson (3), LB Sam Mills (3), LB Pat Swilling (3), ST Bennie Thompson

1992
K Morten Andersen (6), C Joel Hilgenberg, LB Rickey Jackson (5), LB Vaughan Johnson (4), LB Sam Mills (4), LB Pat Swilling (4)

1993
ST Tyrone Hughes, LB Rickey Jackson (6), LB Renaldo Turnbull

1994
DE Wayne Martin, T William Roaf

1995
CB Eric Allen, T William Roaf (2)

1996
T William Roaf (3)

1997
T William Roaf (4)

1998
T William Roaf (5)*, DE Joe Johnson

1999
T William Roaf (6)

2000
LB Mark Fields, DT La'Roi Glover, WR Joe Horn, DE Joe Johnson (2), LB Keith Mitchell, T William Roaf (7)

2001
WR Joe Horn (2), DT La'Roi Glover (2), S Sammy Knight
* - injured, did not play
() - number of multiple selections to squad as a Saint

NFL HONORS



NFC PLAYERS OF THE MONTH (Since 1986)

1988
Sept.: LB Rickey Jackson (Defense)

1989
Oct.: QB Bobby Hebert (Offense)

1990
Dec.: LB Rickey Jackson (Defense, 2)

1991
Sept.: LB Sam Mills (Defense)

1993
Sept.: LB Renaldo Turnbull (Defense)

1994
Oct.: KR-PR Tyrone Hughes (Special Teams)

1997
Nov.: K Doug Brien (Special Teams)

2000
Oct.: DT La'Roi Glover (Defense)

2001
Oct.: RB Ricky Williams (Offense); Oct.: K John Carney (Special Teams)
() - number of multiple selections to honor as a Saint

NFL ROOKIE OF THE MONTH (Since 1996)

2000
Sept.: DE Darren Howard (Defense); Dec.: DE Darren Howard (Defense, 2)
() - number of multiple selections to honor as a Saint

NFC PLAYERS OF THE WEEK (Since 1984)

1984
Week 11: DE Jim Wilks (Defense); Week 12: DT Bruce Clark (Defense)

1985
Week 3: QB David Wilson (Offense)

1986
Week 7: RB Rueben Mayes (Offense); Week 9: LB Rickey Jackson (Defense); Week 10: DE Bruce Clark (Defense, 2)

1987
Week 9: RB Dalton Hilliard (Offense); Week 11: DE Jim Wilks (Defense, 2); Week 14: QB Bobby Hebert (Offense); Week 15: LB Rickey Jackson (Defense, 2)

1988
Week 8: LB Rickey Jackson (Defense, 3); Week 12: QB Bobby Hebert (Offense, 2)

1989
Week 7: RB Dalton Hilliard (Offense, 2); Week 8: LB Pat Swilling (Defense); Week 11: LB Pat Swilling (Defense, 2)

1990

Week 10: RB Craig Heyward (Offense)

1991

Week 5: LB Rickey Jackson (Defense, 4); Week 10: LB Pat Swilling (Defense, 3); Week 16: QB Bobby Hebert (Offense, 3); Week 17: S Gene Atkins (Defense)

1992

Week 6: LB Rickey Jackson (Defense, 5); Week 14: DE Wayne Martin (Defense)

1993

Week 2: QB Wade Wilson (Offense); Week 3: P Tommy Barnhardt (Special Teams); Week 3: LB Renaldo Turnbull (Defense); Week 4: K Morten Andersen (Special Teams); Week 4: LB Vaughan Johnson (Defense); Week 13: KR Tyrone Hughes (Special Teams)

1994

Week 3: LB Darion Conner (Defense); Week 5: LB James Williams (Defense); Week 8: KR/PR Tyrone Hughes (Special Teams, 2); Week 15: K Morten Andersen (Special Teams, 2); Week 17: P Tommy Barnhardt (Special Teams, 2)

1995

Week 9: KR/PR Tyrone Hughes (Special Teams, 3); Week 10: K Doug Brien (Special Teams)

1996

Week 16: DT Wayne Martin (Defense, 2)

1997

Week 4: DT Wayne Martin (Defense, 3); Week 12: S Chris Hewitt (Special Teams); Week 14: K Doug Brien (Special Teams, 2); Week 16: P Mark Royals (Special Teams)

1998

Week 4: LB Mark Fields (Defense); Week 8: P Mark Royals (Special Teams, 2); Week 14: DT La'Roi Glover (Defense)

1999

Week 16: CB Fred Weary (Defense)

2000

Week 6: DT La'Roi Glover (Defense, 2); Week 7: DT La'Roi Glover (Defense, 3); Week 9: LB Keith Mitchell (Defense); Week 10: Jeff Blake (Offense); Week 11: LB Keith Mitchell (Defense, 2); Week 13: DT La'Roi Glover (Defense, 4)

2001

Week 1: S Sammy Knight (Defense); Week 4: RB Ricky Williams (Offense); Week 4: K John Carney (Special Teams); Week 7: S Sammy Knight (Defense, 2); Week 7: K John Carney (Special Teams, 2)
() - number of multiple selections to honor as a Saint



NFL HONORS

Football Weekly); All-NFC 1st Team (Football News)

1999

T William Roaf: All-NFC 1st Team (Pro Football Weekly)

2000

DT La'Roi Glover: Unanimous All-Pro 1st Team (Pro Football Weekly/PFWA, AP, USA Today, Sports Illustrated, Sporting News, College & Pro Football Weekly, Football Digest); All-NFC 1st Team (Pro Football Weekly/PFWA, Football News)

DT Norman Hand: All-Pro 2nd Team (Football Digest)

DE Darren Howard: NFL All-Rookie Team (Pro Football Weekly/PFWA, Football News)

DE Joe Johnson: All-Pro 2nd Team (College & Pro Football Weekly, Football Digest); All-NFC 1st Team (Pro Football Weekly/PFWA, Football News)

LB Keith Mitchell: All-Pro 1st Team (Sports Illustrated), All-NFC 1st Team (Pro Football Weekly/PFWA)

T William Roaf: All-Pro 1st Team (Pro Football Weekly/PFWA, USA Today, Sports Illustrated, Football Digest); All-Pro 2nd Team (AP, College & Pro Football Weekly); All-NFC 1st Team (Pro Football Weekly/PFWA)

T Kyle Turley: All-Pro 1st Team (AP); All-Pro 2nd Team (College & Pro Football Weekly, Football Digest); 1st Team All-NFC (Football News)

2001

S Sammy Knight: All-Pro 1st Team (Football Digest); All-Pro 2nd Team (AP, College & Pro Football Weekly)

PRO BOWL SELECTIONS

1967

CB Dave Whitsell

1968

DT Dave Rowe

1969

RB Tony Baker, K Tom Dempsey, G Jake Kupp, RB Andy Livingston, Coach Tom Fears

1978

QB Archie Manning

1979

WR Wes Chandler, TE Henry Childs, QB Archie Manning (2), RB Chuck Muncie, S Tommy Myers

1981

RB George Rogers

1982

RB George Rogers (2)

1983

LB Rickey Jackson

1984

DE Bruce Clark, P Brian Hansen, LB Rickey Jackson (2)

1985

K Morten Andersen, LB Rickey Jackson (3)

1986

K Morten Andersen (2), LB Rickey Jackson (4), RB Rueben Mayes*

1987

K Morten Andersen (3), TE Hoby Brenner, G Brad Edelman, RB Rueben Mayes (2)*, LB Sam Mills, CB Dave Wayner

1988

K Morten Andersen (4), WR Eric Martin, LB Sam Mills (2)

1989

RB Dalton Hilliard, LB Vaughan Johnson, LB Pat Swilling

1990

K Morten Andersen (5), LB Vaughan Johnson (2), LB Pat Swilling (2)

1991

LB Vaughan Johnson (3), LB Sam Mills (3), LB Pat Swilling (3), ST Bennie Thompson

1992

K Morten Andersen (6), C Joel Hilgenberg, LB Rickey Jackson (5), LB Vaughan Johnson (4), LB Sam Mills (4), LB Pat Swilling (4)

1993

ST Tyrone Hughes, LB Rickey Jackson (6), LB Renaldo Turnbull

1994

DE Wayne Martin, T William Roaf

1995

CB Eric Allen, T William Roaf (2)

1996

T William Roaf (3)

1997

T William Roaf (4)

1998

T William Roaf (5)*, DE Joe Johnson

1999

T William Roaf (6)

2000

LB Mark Fields, DT La'Roi Glover, WR Joe Horn, DE Joe Johnson (2), LB Keith Mitchell, T William Roaf (7)

2001

WR Joe Horn (2), DT La'Roi Glover (2), S Sammy Knight

* - injured, did not play

() - number of multiple selections to squad as a Saint

NFL HONORS



NFC PLAYERS OF THE MONTH (Since 1986)

1990

Week 10: RB Craig Heyward (Offense)

1991

Week 5: LB Rickey Jackson (Defense, 4); Week 10: LB Pat Swilling (Defense, 3); Week 16: QB Bobby Hebert (Offense, 3); Week 17: S Gene Atkins (Defense)

1992

Week 6: LB Rickey Jackson (Defense, 5); Week 14: DE Wayne Martin (Defense)

1993

Week 2: QB Wade Wilson (Offense); Week 3: P Tommy Barnhardt (Special Teams); Week 3: LB Renaldo Turnbull (Defense); Week 4: K Morten Andersen (Special Teams); Week 4: LB Vaughan Johnson (Defense); Week 13: KR Tyrone Hughes (Special Teams)

1994

Week 3: LB Darion Conner (Defense); Week 5: LB James Williams (Defense); Week 8: KR/PR Tyrone Hughes (Special Teams, 2); Week 15: K Morten Andersen (Special Teams, 2); Week 17: P Tommy Barnhardt (Special Teams, 2)

1995

Week 9: KR/PR Tyrone Hughes (Special Teams, 3); Week 10: K Doug Brien (Special Teams)

1996

Week 16: DT Wayne Martin (Defense, 2)

1997

Week 4: DT Wayne Martin (Defense, 3); Week 12: S Chris Hewitt (Special Teams); Week 14: K Doug Brien (Special Teams, 2); Week 16: P Mark Royals (Special Teams)

1998

Week 4: LB Mark Fields (Defense); Week 8: P Mark Royals (Special Teams, 2); Week 14: DT La'Roi Glover (Defense)

1999

Week 16: CB Fred Weary (Defense)

2000

Week 6: DT La'Roi Glover (Defense, 2); Week 7: DT La'Roi Glover (Defense, 3); Week 9: LB Keith Mitchell (Defense); Week 10: Jeff Blake (Offense); Week 11: LB Keith Mitchell (Defense, 2); Week 13: DT La'Roi Glover (Defense, 4)

2001

Week 1: S Sammy Knight (Defense); Week 4: RB Ricky Williams (Offense); Week 4: K John Carney (Special Teams); Week 7: S Sammy Knight (Defense, 2); Week 7: K John Carney (Special Teams, 2)

() - number of multiple selections to honor as a Saint

1988

Sept.: LB Rickey Jackson (Defense)

1989

Oct.: QB Bobby Hebert (Offense)

1990

Dec.: LB Rickey Jackson (Defense, 2)

1991

Sept.: LB Sam Mills (Defense)

1993

Sept.: LB Renaldo Turnbull (Defense)

1994

Oct.: KR-PR Tyrone Hughes (Special Teams)

1997

Nov.: K Doug Brien (Special Teams)

2000

Oct.: DT La'Roi Glover (Defense)

2001

Oct.: RB Ricky Williams (Offense); Oct.: K John Carney (Special Teams)

() - number of multiple selections to honor as a Saint

NFL ROOKIE OF THE MONTH (Since 1996)

2000

Sept.: DE Darren Howard (Defense); Dec.: DE Darren Howard (Defense, 2)

() - number of multiple selections to honor as a Saint

NFC PLAYERS OF THE WEEK (Since 1984)

1984

Week 11: DE Jim Wilks (Defense); Week 12: DT Bruce Clark (Defense)

1985

Week 3: QB David Wilson (Offense)

1986

Week 7: RB Rueben Mayes (Offense); Week 9: LB Rickey Jackson (Defense); Week 10: DE Bruce Clark (Defense, 2)

1987

Week 9: RB Dalton Hilliard (Offense); Week 11: DE Jim Wilks (Defense, 2); Week 14: QB Bobby Hebert (Offense); Week 15: LB Rickey Jackson (Defense, 2)

1988

Week 8: LB Rickey Jackson (Defense, 3); Week 12: QB Bobby Hebert (Offense, 2)

1989

Week 7: RB Dalton Hilliard (Offense, 2); Week 8: LB Pat Swilling (Defense); Week 11: LB Pat Swilling (Defense, 2)



NFL DRAFT HISTORY

1967 EXPANSION DRAFT

Held February 10, 1967

On February 10, 1967, the Saints selected 42 players in an expansion draft, using the same procedures as in the formation of the Atlanta Falcons in 1966. The Falcons were exempted from the expansion draft in 1967, thus leaving 14 teams from whom the Saints selected players. The procedures that were in place for the Saints were: each of the other 14 NFL teams froze 29 players from its 40-man roster, leaving 11 players available to be selected by the Saints. The Saints chose 1 player from those 11 remaining on each team. Then, each team froze 2 additional players, leaving 8 on each list, from which the Saints chose 2 more each.

Tom Barrington, fb Ohio St. (from Washington)
 Jim Battle, t Southern (from Cleveland)
 Charlie Bradshaw, t Baylor (from Pittsburgh)
 Jackie Burkett, lb Auburn (from Baltimore Colts)
 Dave Cahill, dt Arizona St. (from Philadelphia)
 Bill Cody, lb Auburn (from Detroit)
 Don Croftcheck, g Indiana (from Washington)
 Bill Curry, c Georgia Tech (from Green Bay)
 Ted Davis, lb Georgia Tech (from Baltimore Colts)
 Jim Garcia, de Cal State-Chico (from N.Y. Giants)
 Tom Hall, wr Minnesota (from Minnesota)
 Steve Heckard, wr Davidson (from L.A. Rams)
 Jimmy Heidel, db Mississippi (from St. Louis Cardinals)
 Paul Hornung, rb Notre Dame (from Green Bay)
 Billy Kilmer, qb UCLA (from San Francisco)
 Elbert Kimbrough, db Northwestern (from San Francisco)
 Kent Kramer, te Minnesota (from San Francisco)
 Jake Kupp, g Washington (from Washington)
 Earl Leggett, dt LSU (from L.A. Rams)
 Obert Logan, db Trinity (Texas) (from Dallas)
 Riley Mattson, t Oregon (from Chicago)
 John Morrow, c Michigan (from Cleveland)
 Ray Ogden, te Alabama (from St. Louis Cardinals)
 Ray Rissmiller, t Georgia (from Philadelphia)
 Walt Roberts, wr San Jose St. (from Cleveland)
 George Rose, db Auburn (from Minnesota)
 Bill Sandeman, t Pacific (from Dallas)
 Bob Scholtz, t Notre Dame (from N.Y. Giants)
 Brian Schweda, de Kansas (from Chicago)
 Dave Simmons, lb Georgia Tech (from St. Louis Cardinals)
 Jerry Simmons, wr Bethune-Cookman (from Pittsburgh)
 Bob Smith, rb North Texas St. (from Pittsburgh)
 Bobby Lee Smith, db UCLA (from Detroit)
 Larry Stephens, dt Texas (from Dallas)
 Steve Stonebreaker, lb Detroit (from Baltimore Colts)
 Mike Tilleman, dt Montana (from Minnesota)
 Phil Vandersea, lb Massachusetts (from Green Bay)
 Willie Walker, wr Tennessee St. (from Detroit)
 Joe Wendryhoski, g Illinois (from L.A. Rams)
 Dave Whitsell, db Indiana (from Chicago)
 Fred Whittingham, lb Cal Poly-SLO (from Philadelphia)
 Gary Wood, qb Cornell (from N.Y. Giants)

1967

Held March 14, 1967

The first combined AFL-NFL draft was held in 1967. A player's overall order of selection is designated by a number after his position. In 1967, the expansion New Orleans Saints received 1st & last choices in each round & 1 additional choice at the end of the 2nd, 3rd & 4th rounds.

1a. traded to Baltimore
 1b. Leslie Kelley, lb (26) Alabama
 2a. James (Bo) Burris, s (27) Houston
 2b. John Gilliam, rb (52) South Carolina St.
 2c. David Rowe, de (53) Penn St.
 3a. traded to Baltimore
 3b. Del Williams, g (79) Florida St.
 3c. Ben Hart, wr (80) Oklahoma
 4a. Ron Widby, p (81) Tennessee
 4b. Bill Carr, c (106) Florida

4c. Tom Stangle, t (107) Dayton
 5a. Don McCall, rb (108) Southern California
 5b. John Douglas, cb (133) Texas Southern
 6a. George Harvey, g (134) Kansas
 6b. Charles (Bo) Wood, lb (159) North Carolina
 7a. Gary Hertzog, g (160) Williamette
 7b. Bob McKelvey, lb (185) Northwestern
 8a. Sam Harris, te (186) Colorado
 8b. Barry Siler, lb (211) Albion
 9a. Tim Lavens, te (112) Idaho
 9b. Eugene Ross, cb (237) Oklahoma
 10a. Charles Brown, rb (238) Missouri
 10b. Roosevelt Robertson, te (263) North Carolina College
 11a. Jim Benson, g (264) Florida
 11b. Bernard Corbin, cb (288) Alabama A&M
 12a. Ronnie Pack, g (289) Texas Tech
 12b. John Robinson, wr (315) Tennessee A&I
 13a. Bill Stetz, lb (316) Boston College
 13b. Gary Grossnickle, s (341) Missouri
 14a. Jim Hester, te (342) North Carolina
 14b. George Stetter, cb (367) Virginia
 15a. John Snow, dt (368) Wake Forest
 15b. Darrell Johnson, rb (393) Lamar
 16a. Marcus Rhoden, wr (394) Mississippi St.
 16b. Bruce Cortez, cb (419) Parsons College
 17a. Dan Abramowicz, wr (420) Xavier (Ohio)
 17b. Billy Bob Stewart, lb (438) SMU
 (choice acquired from Baltimore)
 17c. Jim Walker, s (445) Providence

1968

Held January 30-31, 1968

1a. traded to Green Bay
 1b. Kevin Hardy, de (7) Notre Dame
 (choice acquired from Minnesota)
 2. choice to Los Angeles for joining scouting combine
 3. Dave Szmakowski, wr (59) West Texas St.
 4a. Willie Crittendon, dt (85) Tulsa
 4b. Dan Sartin, g (103) Mississippi
 5. Ronnie Lee South, qb (115) Arkansas
 6. traded to San Francisco
 7a. Ray Phillips, g (169) Michigan
 (choice acquired from Detroit)
 7b. Eugene Howard, cb (175) Langston
 8. Dick Swatland, g (195) Notre Dame
 9. Joe Blake, g (223) Tulsa
 10. Doug Robinson, s (254) Iowa St.
 11. Bennie Blocker, rb (276) South Carolina St.
 12. John Beck, cb (303) San Diego St.
 13. Kayo Trepanier, t (331) Montana St.
 14. Herbert Covington, rb (359) Memphis St.
 15. Wilmer Cooks, rb (384) Colorado
 16. Elie Ghattas, g (411) Ball St.
 17. Jim Ferguson, lb (439) Southern California

1969

Held January 28-29, 1969

1a. traded to San Francisco
 1b. John Shimmers, g (17) Xavier (Ohio)
 (choice acquired from Minnesota)
 2a. traded to Baltimore
 2b. Richard Neal, de (45) Southern
 (choice acquired from St. Louis)
 3. traded to Detroit
 4a. Dennis Hale, s (85) Minnesota
 4b. Bob Hudspeth, t (102) Southern Illinois
 (choice acquired from Dallas)
 5a. Tony Kyasky, s (111) Syracuse
 5b. Keith Christensen, t (117) Kansas
 (choice acquired from N.Y. Giants)
 6. Bob Miller, te (138) Southern California
 7. traded to Baltimore
 8. Jim Lawrence, wr (189) Southern California
 9. Joe Owens, lb (215) Alcorn St.
 10. McKinley Reynolds, rb (241) Hawaii

NFL DRAFT HISTORY



11. Tommy Morel, wr (267) LSU
 12. Tom Broadhead, rb (293) Santa Barbara St.
 13. Joe Robillard, cb (319) Linfield (Oregon)
 14. Gary Loyd, p (345) California Lutheran
 15. Bill Waller, wr (371) Xavier (Ohio)
 16. Edd Hargett, qb (397) Texas A&M
 17. Chico Kurzawski, s (423) Northwestern

1970

Held January 27-28, 1970

1. Ken Burrough, wr (10) Texas Southern
 2. traded to Cleveland
 3. Clovis Swinney, de (62) Arkansas St.
 4. Delles Howell, cb (88) Grambling
 5a. Glenn Cannon, s (106) Mississippi
 (choice acquired from Chicago)
 5b. traded to Washington
 5c. Steve Ramsey, qb (126) North Texas St.
 (choice acquired from Los Angeles)
 6. Mel Easley, cb (140) Oregon St.
 7. Lon Woodard, de (166) San Diego St.
 8. Lawrence Estes, de (192) Alcorn St.
 9. Jim Otis, rb (218) Ohio St.
 10. Jim Brumfield, rb (244) Indiana St.
 11. Gary Klahr, lb (270) Arizona
 12. Willie Davenport, cb (296) Southern
 13. Ralph Miller, te (322) Alabama St.
 (selection was declared ineligible by NFL)
 14. Doug Sutherland, de (348) Wisconsin-Superior
 15. Jim Vest, de (374) Washington St.
 16. Cliff Gasper, dt (400) Grambling
 17. Doug Wyatt, s (426) Tulsa

1971

Held January 28-29, 1971

1. Archie Manning, qb (2) Mississippi
 2a. traded to Chicago
 2b. Sam Holden, t (31) Grambling
 (choice acquired from Houston)
 3. Bivian Lee, cb (54) Prairie View A&M
 4a. traded to Dallas
 4b. Carlos Bell, te (82) Houston
 4c. Wimpy Winther, c (88) Mississippi
 (choice acquired from Washington)
 4d. D'artagnan Martin, cb (91) Kentucky St.
 4e. Don Morrison, t (98) Texas-Arlington
 5. traded to Pittsburgh
 6. Don Morehead, rb (132) Michigan
 7a. Larry DiNardo, g (158) Notre Dame
 7b. Bob Newland, wr (172) Oregon
 (choice acquired from Kansas City)
 8a. traded to Pittsburgh
 8b. James Elder, cb (194) Southern
 (choice acquired from Washington)
 8c. Bob Gresham, rb (201) West Virginia
 (choice acquired from Oakland)
 9. Tom Williams, s (210) Williamette
 10. Rocky Pamplin, rb (239) Hawaii
 (choice acquired from Philadelphia)
 11. Bob Pollard, de (262) Weber St.
 12. Ron Gathright, cb (288) Morehead St.
 13. Don Burchfield, te (314) Ball St.
 14. Bobby Scott, qb (340) Tennessee
 15. Bart Graves, de (366) Tulane
 16. Craig Robinson, t (392) Houston
 17. Hermann Eban, wr (428) Oklahoma St.
 (choice acquired from Washington)

1972

Held February 1-2, 1972

1. Royce Smith, g (8) Georgia
 2a. Willie Hall, lb (31) Southern California
 (choice acquired from Houston)
 2b. traded to Oakland
 3a. Bob Kuziel, c (60) Pittsburgh

3b. Tom Myers, s (74) Syracuse
 (choice from Baltimore through Oakland)
 4a. Mike Crangle, de (85) Tennessee-Martin
 4b. Joe Federspiel, lb (99) Kentucky
 (choice acquired from Washington through L.A. Rams & Philadelphia)
 4c. Mike Coleman, de (101) Knoxville College
 (choice acquired from Kansas City)
 5a. Bill Butler, rb (111) Kansas St.
 (choice acquired from Green Bay)
 5b. Carl Johnson, t (112) Nebraska
 5c. Bob Davies, s (126) South Carolina
 (choice acquired from Baltimore)
 6a. Wayne Dorton, g (137) Arkansas St.
 6b. Curt Watson, rb (150) Tennessee
 (choice acquired from Oakland)
 7. Ernie Jackson, cb (164) Duke
 8. Ron Vinson, wr (189) Abilene Christian
 9. Kent Bransletter, dt (216) Houston
 10. Andy Kupp, g (241) Idaho
 11. Paul Dongieux, lb (267) Mississippi
 12. Steve Lockhart, te (293) Arkansas St.
 13. Cephus Weatherspoon, wr (320) Ft. Lewis
 14. Steve Barrios, wr (345) Tulane
 15. Rusty Lachaussee, qb (372) Tulane
 16. Joe Balthrop, g (397) Tennessee
 17. Dick Graham, wr (424) Oklahoma St.

1973

Held January 30-31, 1973

1. traded to Baltimore
 2a. Derland Moore, de (29) Oklahoma
 2b. Steve Baumgartner, de (51) Purdue
 (choice acquired from Washington through N.Y. Jets)
 3a. traded to Washington
 3b. Pete Van Valkenburg, rb (66) Brigham Young
 (choice acquired from N.Y. Jets)
 4a. traded to Detroit
 4b. Jim Merlo, lb (86) Stanford
 (choice acquired from Baltimore)
 5. traded to Denver
 6a. traded to Washington
 6b. Marty Shuford, rb (134) Arizona
 (choice from New England)
 7. Billy Cahill, s (158) Washington
 8a. Bob Peterson, g (185) Utah
 8b. Doug Winslow, wr (207) Drake
 (choice acquired from Washington)
 9. Mike Fink, cb (210) Missouri
 10. Jeff Horsley, rb (237) North Carolina Central
 11. James Owens, rb (262) Auburn
 12. Paul Omdorff, te (289) Tampa
 13. Richard Watkins, dt (314) Weber St.
 14. Paul Fersen, t (341) Georgia
 15. Mike Evenson, c (366) North Dakota St.
 16. Howard Stevens, rb (392) Louisville
 17. Bobby Garner, te (418) Winston-Salem

1974

Held January 29-30, 1974

1. Rick Middleton, lb (13) Ohio St.
 (swapped #1 choices from Detroit)
 2. Paul Seal, te (36) Michigan
 3. traded to Cincinnati
 4a. traded to Minnesota
 4b. Rod McNeil, rb (88) Southern California
 (choice acquired from San Francisco)
 5a. Joel Parker, wr (113) Florida
 (choice acquired from San Francisco)
 5b. traded to Cincinnati
 5c. Terry Schmidt, cb (121) Ball St.
 (choice acquired from Atlanta)
 6. traded to Detroit
 7. traded to Miami
 8a. traded to N.Y. Jets



NFL DRAFT HISTORY

- 8b. Alvin Maxson, rb (201) SMU
(choice acquired from Oakland)
- 9. Phil LaPorta, t (217) Penn St.
- 10a. Frosty Anderson, wr (235) Nebraska
(choice acquired from Houston)
- 10b. Tommy Thibodeaux, g (242) Tulane
- 11. Kent Merritt, wr (270) Virginia
- 12. James Buckmon, de (295) Pittsburgh
- 13. Mike Truax, lb (320) Tulane
- 14. Kent Marshall, s (348) TCU
- 15. Larry Cipa, qb (373) Michigan
- 16. Don Coleman, lb (398) Michigan
- 17. Marvin Williams, wr (426) Western Illinois

1975

Held January 28-29, 1975

- 1a. Larry Burton, wr (7) Purdue
- 1b. Kurt Schumacher, g (12) Ohio St.
(choice acquired from N.Y. Jets for Billy Newsome)
- 2. Lee Gross, c (32) Auburn
- 3a. Andrew Jones, rb (60) Washington St.
- 3b. Elois Grooms, de (63) Tennessee Tech
(choice acquired from Detroit through Minnesota)
- 4a. traded to San Francisco
- 4b. John Starkebaum, s (92) Nebraska
(choice acquired from Philadelphia)
- 4c. Charles Hall, de (99) Tulane
(choice acquired from St. Louis)
- 5. traded to Chicago
- 6a. traded to Detroit
- 6b. Mike Lemon, lb (149) Kansas
(choice acquired from Buffalo)
- 7. Steve Rogers, rb (163) LSU
traded to St. Louis
- 8. Mike Strachan, rb (216) Iowa St.
- 9. Chuck Heater, rb (241) Michigan
- 11. Danny Lee, p (266) N.E. Louisiana
- 12. Ron Gustafson, wr (294) North Dakota St.
- 13. Jim Upchurch, rb (319) Arizona
- 14. Randy Rhino, cb (343) Georgia Tech
- 15. Grant Burget, rb (372) Oklahoma
- 16. Mike McDonald, lb (397) Catawba
- 17. Greg Westbrook, ls (422) Colorado

1976

Held April 8-9, 1976

- 1. Chuck Muncie, rb (3) California
- 2. Tony Galbreath, rb (32) Missouri
- 3a. traded to San Francisco
- 3b. Bob Simmons, t (77) Texas
(choice acquired from Washington through San Diego)
- 4. Tinker Owens, wr (95) Oklahoma
- 5. Scott Parrish, t (127) Utah St.
- 6. Terry Stieve, g (160) Wisconsin
- 7a. traded to Miami
- 7b. Ed Bauer, g (201) Notre Dame
(choice acquired from Baltimore through Chicago & Oakland)
- 8. Craig Cassidy, s (213) Ohio St.
- 9. Warren Peiffer, dt (240) Iowa
- 10. Junior Hardin, lb (269) Eastern Kentucky
- 11. Greg Kokal, qb (294) Kent St.
- 12. Milton Butts, t (323) North Carolina St.
- 13. Kenny Downing, s (350) Missouri
- 14. Rich Hucce, de (379) Western Montana
- 15. Steve Seminoff, dt (406) Wichita St.
- 16. Gene Jones, t (435) Bowling Green
- 17. Scott MacDonald, te (462) West Virginia

1977

Held May 3-4, 1977

- 1. Joe Campbell, de (7) Maryland
- 2. Mike Fultz, dt (34) Nebraska
- 3. Robert Watts, lb (64) Boston College
- 4. traded to L.A. Rams for LB Ken Borden

- 5a. Dave Lafary, t (118) Purdue
- 5b. Dave Hubbard, t (136) Brigham Young
(choice acquired from Baltimore)
- 6a. Cliff Parsley, p (147) Oklahoma St.
- 6b. Tom Schick, g (162) Maryland
(choice acquired from L.A. Rams)
- 7. Greg Boykin, rb (174) Northwestern
- 8. Jimmy Stewart, s (201) Tulsa
- 9. Dave Knowles, t (231) Indiana
- 10. Rafael Septien, k (258) S.W. Louisiana
- 11. John Blain, t (285) San Jose St.
- 12. Oakley Dalton, dt (315) Jackson St.

1978

Held May 2-3, 1978

- 1. Wes Chandler, wr (3) Florida
- 2. James Taylor, t (33) Missouri
- 3. Barry Bennett, dt (60) Concordia (Minn.)
- 4. Don Schwartz, s (67) Washington St.
- 5. Eric Felton, cb (115) Texas Tech
- 6a. Mike Rieker, qb (141) Lehigh
- 6b. Francis Chesley, lb (157) Wyoming
(choice acquired from Washington through Houston)
- 7. traded to N.Y. Jets for de Richard Neal
- 8. Brooks Williams, te (199) North Carolina
- 9. Richard Carter, cb (226) North Carolina St.
- 10. traded to N.Y. Giants for lb Pat Hughes
- 11a. Nathan Bessaint, dt (283) Southern
- 11b. David Riley, rb (285) West Virginia
(choice acquired from Seattle)
- 12. Larry Hardy, te (309) Jackson St.

1979

Held May 3-4, 1979

- 1. Russell Exleben, k-p (11) Texas
- 2. Reggie Mathis, lb (38) Oklahoma
- 3. traded to Miami as compensation for signing de Don Reese
- 4. Jim Kovach, lb (93) Kentucky
- 5. Harlan Huckleby, rb (120) Michigan
- 6. Ricky Ray, cb (146) Norfolk St.
- 7. Stan Sysma, lb (176) Minnesota
- 8. Doug Panfil, g (202) Tulsa
- 9. traded to Kansas City for dt Keith Simons
- 10. traded to Oakland for lb Floyd Rice
- 11. David Hall, wr (285) Missouri-Rolla
- 12. Kelsey Finch, rb (311) Tennessee

1980

Held April 29-30, 1980

- 1. Stan Brock, t (12) Colorado
- 2. David Waymer, cb (41) Notre Dame
- 3. traded to Minnesota for T Steve Riley
- 4. Mike Jolly, cb (96) Michigan
- 5. traded to Minnesota for T Steve Riley
- 6. Lester Boyd, lb (150) Kentucky
- 7. Mike Morucci, rb (177) Bloomsburg St.
- 8. Chuck Evans, lb (206) Stanford
- 9. Frank Mordica, rb (233) Vanderbilt
- 10. Tanya Webb, de (262) Michigan St.
- 11. George Woodard, rb (289) Texas A&M
- 12. Kiser Lewis, lb (318) Florida A&M

1981

Held April 28-29, 1981

- 1. George Rogers, rb (1) South Carolina
- 1. Dave Wilson, qb Illinois
(Supplemental '81 draft choice)
- 2a. Russell Gary, s (29) Nebraska
- 2b. Rickey Jackson, lb (51) Pittsburgh
(choice acquired from San Diego)
- 3a. Frank Warren, de (57) Auburn
- 3b. Hoby Brenner, te (71) Southern California
(choice acquired from Minnesota)
- 4. traded to Miami for qb Guy Benjamin

NFL DRAFT HISTORY



- 5a. Louis Oubre, g (112) Oklahoma
- 5b. Jerry Boyarsky, nt (128) Pittsburgh
(choice acquired from Minnesota)
- 6a. Nat Hudson, g (139) Georgia
- 6b. Johnnie Poe, cb (144) Missouri
(choice acquired from Tampa Bay)
- 6c. Glen Redd, lb (166) Brigham Young
(choice acquired from Oakland)
- 7. Kevin Williams, wr (167) Southern California
- 8a. traded to New England for g Sam Adams
- 8b. Gene Gladys, lb (214) Penn St.
(choice acquired from Buffalo)
- 8c. Kevin Evans, s (215) Arkansas
(choice acquired from San Diego)
- 9. Toussaint Tyler, rb (222) Washington
- 10. Hokie Gajan, rb (249) LSU
- 11. Lester Mickens, wr (277) Kansas
- 12. Jim Wilks, dt (305) San Diego St.

1982

Held April 27-28, 1982

- 1a. choice exercised in 1981 supplemental draft for qb Dave Wilson
- 1b. Lindsay Scott, wr (13) Georgia
(choice acquired from Green Bay through San Diego)
- 2. Brad Edelman, c (30) Missouri
- 3a. Rodney Lewis, cb (58) Nebraska
- 3b. Eugene Goodlow, wr (66) Kansas St.
(choice acquired from Minnesota)
- 3c. Kenny Duckett, wr (68) Wake Forest
(choice acquired from Washington)
- 3d. John Krimm, s (76) Notre Dame
(choice acquired from San Diego)
- 4. Morten Andersen, k (86) Michigan St.
- 5. Tony Elliott, nt (114) North Texas St.
- 6. Marvin Lewis, rb (142) Tulane
- 7. traded to Miami for qb Guy Benjamin
- 8a. Chuck Slaughter, t (198) South Carolina
- 8b. traded to Washington
- 9. traded to Washington
- 10. traded to Washington
- 11. traded to Washington
- 12. traded to Washington

1983

Held April 26-27, 1983

- 1. traded to Green Bay for de Bruce Clark
- 2. Steve Korte, g (38) Arkansas
- 3a. John Tice, te (85) Maryland
- 3b. Cliff Austin, rb (66) Clemson
(choice acquired from Buffalo through St. Louis)
- 4. Gary Lewis, dt (98) Oklahoma St.
- 5. traded to Denver
- 6. traded to Cincinnati for te Don Bass
- 7. traded to Kansas City for lb Whitney Paul
- 8. David Greenwood, s (206) Wisconsin
- 9. traded to New England
- 10. traded to New England
- 11. traded to New England
- 12. traded to New England

1984

Held May 1-2, 1984

- 1. traded to N.Y. Jets for qb Richard Todd
- 2. James Geathers, dt (42) Wichita St.
- 3a. Terry Hoage, s (68) Georgia
(choice acquired from Buffalo)
- 3b. Tyrone Anthony, rb (69) North Carolina
- 4a. traded to Denver for g Kelvin Clark
- 4b. Joel Hilgenberg, g (97) Iowa
(choice acquired from New England)
- 5. Jitter Fields, cb (123) Texas
- 6. Don Thorp, nt (156) Illinois
- 7. traded to L.A. Raiders for past consideration
- 8. Clemon Terrell, rb (210) Southern Mississippi

- 9. Brian Hansen, p (237) Sioux Falls College
- 10. Paul David Gray, lb (264) Western Kentucky
- 11. Michel Bourgeau, de (291) Boise St.
- 12. Byron Nelson, t (324) Arizona

1984 USFL SUPPLEMENTAL DRAFT

Held June 5, 1984

A supplemental draft was held for those players who had been eligible to be drafted by NFL teams, but who hadn't been drafted due to contracts with other professional leagues (USFL or CFL). The draft gave NFL teams the league rights to the players if they ever became free agents (through May 1, 1988).

- 1. Vaughan Johnson, lb (15) North Carolina St.
(Jacksonville Bulls)
- 2. Mel Gray, rb (42) Purdue
(Los Angeles Express)
- 3. Steve Bearden, lb (69) Vanderbilt
(Memphis Showboats)

1985

Held April 30-May 1, 1985

- 1a. traded to Houston for rb Earl Campbell
- 1b. Alvin Toles, lb (24) Tennessee
(choice acquired from Washington)
- 2. Daren Gilbert, t (38) Cal State-Fullerton
- 3. Jack Del Rio, lb (68) Southern California
- 4. Billy Allen, s (95) Florida St.
- 5. traded to Washington for rb George Rogers
- 6. traded to Atlanta for te Junior Miller
- 7. Eric Martin, wr (179) LSU
- 8. Joe Kohlbrand, lb (206) Miami
- 9. Earl Johnson, cb (236) South Carolina
- 10. traded to Washington for rb George Rogers
- 11. traded to Washington for rb George Rogers
- 12. Treg Songy, s (320) Tulane

1986

Held April 29-30, 1986

- 1a. traded to Indianapolis
- 1b. Jim Dombrowski, t (6) Virginia
(choice acquired from Indianapolis)
- (swapped 1st-round picks with Indianapolis)
- 2. Dalton Hilliard, rb (31) LSU
- 3a. Rueben Mayes, rb (57) Washington St.
(choice acquired from Tampa Bay)
- 3b. Pat Swilling, lb (60) Georgia Tech
(choice acquired from Indianapolis)
- 3c. Barry Word, rb (62) Virginia
- 4. Kelvin Edwards, wr (88) Liberty Baptist
- 5. Reggie Sutton, cb (115) Miami
- 6. Robert Thompson, wr (142) Youngstown St.
- 7. Gill Fenerty, rb (173) Holy Cross
- 8. Filipo Mokofisi, lb (200) Utah
- 9. Merlon Jones, lb (226) Florida A&M
- 10. Jonathan Dumbauld, de (253) Kentucky
- 11. Patrick Swoopes, nt (284) Mississippi St.
- 12. Sebastian Brown, wr (311) Bethune-Cookman

1987

Held April 28-29, 1987

- 1. Shawn Knight, de (11) Brigham Young
- 2. Lonzell Hill, wr (40) Washington
- 3. Michael Adams, cb (67) Arkansas St.
- 4. Steve Trapilo, g (96) Boston College
- 5. Milton Mack, cb (123) Alcorn St.
- 6. Thomas Henley, wr (152) Stanford
- 7. Gene Atkins, s (179) Florida A&M
- 8. Toi Cook, cb (207) Stanford
- 9. Scott Leach, lb (234) Ohio St.
- 10. Robert Clark, wr (263) North Carolina Central
- 11. Arthur Wells, te (290) Grambling
- 12. Tyrone Sorrells, g (319) Georgia Tech



NFL DRAFT HISTORY

1988

Held April 24-25, 1988

1. Craig Heyward, fb (24) Pittsburgh
2. Brett Perriman, wr (52) Miami
- 3a. traded to Denver
- 3b. Tony Stephens, nt (81) Clemson
(choice acquired from Denver)
4. Lydell Carr, fb (106) Oklahoma
- 5a. Greg Scales, te (112) Wake Forest
(from Kansas City for lb Jack Del Rio)
- 5b. Keith Taylor, cb (134) Illinois
6. Bob Sims, g (162) Florida
7. Brian Forde, lb (190) Washington St.
8. Glenn Derby, t (218) Wisconsin
9. Clarence Nunn, cb (246) San Diego St.
- 10a. Todd Santos, qb (274) San Diego St.
- 10b. Vincent Fizer, lb (276) Southern
(choice acquired from Denver)
11. Gary Couch, wr (302) Minnesota
12. Paul Jurgensen, lb (330) Georgia Tech

1989

Held April 23-24, 1989

1. Wayne Martin, de (19) Arkansas
2. Robert Massey, cb (46) North Carolina Central
3. Kim Phillips, cb (79) North Texas St.
4. Michael Mayes, cb (106) LSU
5. Kevin Haverdink, t (133) Western Michigan
6. Floyd Turner, wr (159) Northwestern (La.) St.
7. David Griggs, lb (186) Virginia
8. Fred Hadley, wr (213) Mississippi St.
9. Jerry Leggett, lb (246) Cal State-Fullerton
10. Joe Henderson, rb (273) Iowa St.
11. Calvin Nicholson, cb (300) Oregon St.
12. Michael Cadore, wr (327) Eastern Kentucky

1990

Held April 22-23, 1990

1. Renaldo Turnbull, de (14) West Virginia
2. Vince Buck, cb (44) Central St. (Ohio)
3. Joel Smeenge, de (71) Western Michigan
4. Delmond Winston, lb (98) Vanderbilt
5. Charles Arbutckle, te (125) UCLA
- 6a. Mike Buck, qb (156) Maine
- 6b. James Williams, lb (158) Mississippi St.
(choice acquired from Minnesota through Dallas & L.A. Raiders)
7. Scott Hough, g/t (183) Maine
- 8a. Gerry Gdowski, qb (207) Nebraska
(choice acquired from L.A. Raiders)
- 8b. Derrick Carr, de (210) Bowling Green
- 9a. Broderick Graves, rb (233) Winston-Salem St.
(choice acquired from L.A. Raiders)
- 9b. Lonnie Brockman, lb (236) West Virginia
- 10a. Gary Cooper, wr (260) Clemson
(choice acquired from L.A. Raiders)
- 10b. Ernest Spears, s (267) Southern California
- 11a. Webbie Burnett, nt (287) Western Kentucky
(choice acquired from L.A. Raiders)
- 11b. traded to Philadelphia for rb Bobby Morse
12. Chris Port, t (320) Duke

1991

Held April 21-22, 1991

1. traded to Dallas for qb Steve Walsh
2. Wesley Carroll, wr (42) Miami (Fla.)
3. traded to Dallas for qb Steve Walsh
4. traded to L.A. Raiders for #6, 8, 9, 10, 11 in 1990
5. Reggie Jones, cb (126) Memphis St.
6. Fred McAfee, rb (154) Mississippi College
7. Hayward Haynes, g (182) Florida St.
8. Frank Wainright, te (210) Northern Colorado
9. Anthony Wallace, rb (237) California
10. traded to Tampa Bay for t Robert Goff
11. Scott Ross, lb (293) Southern California

12. Mark Drabczak, g (321) Minnesota

1992

Held April 26-27, 1992

1. Vaughn Dunbar, rb (21) Indiana
2. traded to Dallas for qb Steve Walsh
- 3a. Tyrone Legette, cb (72) Nebraska
(choice acquired from L.A. Raiders through Tampa Bay)
- 3b. traded to Tampa Bay
- 4a. Gene McGuire, c (95) Notre Dame
(choice acquired from Seattle for rb Rueben Mayes)
- 4b. Sean Lumpkin, s (106) Minnesota
- 5a. traded to Houston for rb Allen Pinkett
- 5b. Torrance Small, wr (138) Alcorn St.
(choice acquired from Detroit for wr Brett Perriman)
6. Kary Vincent, cb (164) Texas A&M
7. traded to L.A. Raiders for s Vencie Glenn
8. Robert Stewart, nt (218) Alabama
9. Donald Jones, lb (245) Washington
10. Marcus Dowdell, wr (276) Tennessee St.
11. Mike Gislser, g (303) Houston
12. Scott Adell, t (330) North Carolina St.

1993

Held April 25-26, 1993

- 1a. William Roaf, t (8) Louisiana Tech
(choice acquired from Detroit for lb Pat Swilling)
- 1b. Irv Smith, te (20) Notre Dame
(choice acquired from Phoenix through San Francisco in exchange of 1st-round picks)
2. Reggie Freeman, lb (53) Florida St.
3. traded to San Francisco as part of exchange of 1st-round picks
- 4a. Lorenzo Neal, fb (89) Fresno St.
(choice acquired from Detroit for lb Pat Swilling)
- 4b. Derek Brown, rb (109) Nebraska
5. Tyrone Hughes, cb (137) Nebraska
6. Ronnie Dixon, nt (165) Cincinnati
7. Othello Henderson, s (193) UCLA
8. Jon Kirksey, nt (221) Cal St. - Sacramento

1994

Held April 24-25, 1994

- 1a. traded to N.Y. Jets (12)
(swapped 1st-round picks with N.Y. Jets)
- 1b. Joe Johnson, de (13) Louisville
(choice acquired from N.Y. Jets)
2. Mario Bates, rb (44) Arizona St.
3. Winfred Tubbs, lb (79) Texas
4. Doug Nussmeier, qb (116) Idaho
- 5a. Herman Carroll, de (142) Mississippi St.
- 5b. Craig Novitsky, g (143) UCLA
(choice acquired from N.Y. Jets in above trade)
6. Derrell Mitchell, wr (176) Texas Tech
7. Lance Lundberg, t (213) Nebraska

1995

Held April 22-23, 1995

1. Mark Fields, lb (13) Washington St.
2. Ray Zellars, fb (44) Notre Dame
3. Mike Verstegen, t (75) Wisconsin
4. Dameian Jeffries, de (108) Alabama
- 5a. William Strong, cb (148) North Carolina St.
- 5b. Lee DeRamus, wr (184) Wisconsin
- 6a. traded to Rams for qb Jim Everett
- 6b. Travis Davis, s (242) Notre Dame
(Compensatory)

1996

Held April 20-21, 1996

1. Alex Molden, cb (11) Oregon
2. Je'Rod Cherry, cb (40) California
3. Brady Smith, de (70) Colorado St.
4. Ricky Whittle, rb (103) Oregon
- 5a. Mercury Hayes, wr (136) Michigan

NFL DRAFT HISTORY



- (from Baltimore for cb Reginald Jones)
- 5b. Tom Ackerman, g (145) Eastern Washington
- 5c. Terry Guess, wr (165) Gardner-Webb
(Compensatory)
- 6a. Keno Hills, t (179) Southwestern Louisiana
- 6b. Toderick Malone, wr (204) Alabama
(Compensatory)
- 7a. traded to Oakland for dt Willie Broughton
- 7b. Henry Lusk, te (246) Utah
(Compensatory)

1997

Held April 19-20, 1997

- 1a. traded to Oakland for #10, #39, #107, wr Daryl Hobbs (2)
- 1b. Chris Naeole, g (10) Colorado
(choice acquired from Oakland for #2, #166)
- 2a. Rob Kelly, s (33) Ohio St.
- 2b. Jared Tomich, de (39) Nebraska
(choice acquired from Oakland for #2, #166)
3. Troy Davis, rb (62) Iowa St.
- 4a. Danny Wuerffel, qb (99) Florida
- 4b. traded to Houston for #116, #165 (from Oakland for #2, #166)
- 4c. Keith Poole, wr (116) Arizona St.
(choice acquired from Kansas City through Houston)
5. traded to Washington for QB Heath Shuler (132)
- 6a. Nicky Savoie, te (165) LSU
(from Atlanta through Houston)
- 6b. Traded to Oakland for #10, #39, #107, WR Daryl Hobbs (166)
7. Traded to Oakland for DT Austin Robbins (203)

1998

Held April 18-19, 1998

1. Kyle Turley, t (7) San Diego St.
2. Cameron Cleeland, te (40) Washington
3. traded to Washington for QB Heath Shuler (69)
- 4a. Fred Weary, cb (97) Florida
(choice acquired from Oakland for CB Eric Allen)
- 4b. Julian Pittman, de (99) Florida St.
5. Wilmont Perry, rb (132) Livingstone
6. Chris Bordano, lb (161) SMU
- 7a. traded to Carolina for s Chad Cota (196)
- 7b. Andy McCullough, wr (204) Tennessee
(choice acquired from Seattle for WR Daryl Hobbs)
- 7c. Ron Warner, lb (239) Kansas
(Compensatory)

1999

Held April 17-18, 1999

- 1a. Ricky Williams, rb (5) Texas
(choice acquired from Washington for 1st (12), 3rd (71), 4th (107), 5th (144), 6th (179) & 7th (218) round draft choices and 1st & 3rd in 2000 NFL Draft)
- 1b. traded to Washington Redskins (12)
2. traded to St. Louis Rams for wr Eddie Kennison (41)
3. traded to Washington Redskins (71)
4. traded to Washington Redskins (107)
5. traded to Washington Redskins (144)
6. traded to Washington Redskins (179)
7. traded to Washington Redskins (218)

2000

Held April 15-16, 2000

1. Traded to Washington for #5 in 1999 (2)
2. Darren Howard, de (33) Kansas St.
3. Traded to Washington for #5 in 1999 (64)
4. Terrelle Smith, fb (96) Arizona St.
- 5a. Tutan Reyes, t (131) Mississippi
- 5b. From Chicago for wr Eddie Kennison to Indianapolis for #158 & #195
- 5c. Austin Wheatley te (158) Iowa
(choice acquired from Indianapolis with #195 for #138)
- 5d. Chad Morton, rb (166) Southern California

- (Compensatory)
- 6a. Marc Bulger, qb (168) West Virginia
- 6b. Michael Hawthorne, cb (195) Purdue
(choice acquired from Indianapolis with #158 for #138)
- 6c. Sherrod Gideon wr (200) Southern Mississippi
(Compensatory)
- 7a. traded to Kansas City in exchange for defensive coordinator Ron Zook (208)
- 7b. Kevin Houser, fb (228) Ohio St.
(choice acquired from Kansas City along with defensive coordinator Ron Zook for #208)

2001

Held April 21-22, 2001

1. Deuce McAllister, rb (23) Mississippi
2. traded to Dallas for #70 & #81
3. traded to Green Bay for qb Aaron Brooks and te Lamont Hall
- 3a. Sedrick Hodge, lb (70) North Carolina
(choice acquired from Dallas)
- 3b. Kenny Smith, dt (81) Alabama
(choice acquired from Indianapolis through Dallas)
4. Moran Norris, fb (115) Kansas
5. Onome Ojo, wr (153) Cal-Davis
6. Mitch White, t (185) Oregon St.
7. Ennis Davis, dt (221) Southern California

2002

Held April 20-21, 2002

- 1a. Donte' Stallworth, wr (13) Tennessee
- 1b. Charles Grant, qb (25) Georgia
(choice acquired from Miami with #125 for rb Ricky Williams & #114)
2. LeCharles Bentley, c (44) Ohio St.
3. James Allen, lb (82) Oregon St.
4. Keyuo Craver, cb (125) Nebraska
(choice acquired from Miami)
5. Mel Mitchell, s (150) Western Kentucky
- 6a. J.T. O'Sullivan, qb (186) Cal-Davis
- 6b. John Gilmore, te (196) Penn St.
(choice acquired from N.Y. Jets for wr Chad Morton)
7. Derrius Monroe, de (224) Virginia Tech

ALL-TIME DRAFT SUMMARY

In 36 college drafts, the Saints have selected 459 players from 157 different colleges & universities.

BY POSITION: 71 RB; 57 LB; 56 WR; 49 CB; 37 OT; 36 OG; 36 DE; 33 S; 26 DT; 26 TE; 17 QB; 9 C; 5 P; & 3 K.
MOST BY COLLEGE: 13 - Nebraska, Southern California; 10 - Notre Dame; 8 - Michigan, Missouri, Ohio State, Oklahoma, Tennessee & Tulane; 7 - Florida, LSU & Mississippi; 6 - Colorado, Georgia, Kansas, San Diego State, Washington State & West Virginia; 5 - Alabama, Florida State, Houston, Minnesota, Mississippi State, North Carolina, North Carolina State, Pittsburgh, Purdue, Southern, Texas, Tulsa, Virginia, Washington & Wisconsin

LSU: Tommy Morel (1969), Steve Rogers (1975), Hokie Gajan (1981), Eric Martin (1985), Dalton Hilliard (1986), Michael Mayes (1989), Nicky Savoie (1997)
Mississippi: Dan Sartin (1968), Glenn Cannon (1970), Archie Manning (1971), Wimpy Winther (1971), Paul Dongieux (1972), Tutan Reyes (2000), Deuce McAllister (2001)

Mississippi State: Marcus Rhoden (1967), Patrick Swoopes (1986), Fred Hadley (1989), James Williams (1990), Herman Carroll (1994)

Southern: Richard Neal (1969), Willie Davenport (1970), James Elder (1971), Nathan Besant (1978), Vincent Fizer (1988)

Tulane: Bart Graves (1971), Steve Barrios (1972), Rusty Lachaussee (1972), Tommy Thibodeaux (1974), Mike Truax (1974), Charles Hall (1975), Marvin Lewis (1982), Treg Songy (1985)



SAINTS IN PRIME TIME

Date	Score	Site	Attendance
ABC Monday Night Football (6-13)			
Sept. 25, 1972	Kansas City 20, New Orleans 17	Tulane Stadium	70,793
Sept. 24, 1973	Dallas 40, New Orleans 3	Texas Stadium	52,715
Nov. 25, 1974	Pittsburgh 28, New Orleans 7	Tulane Stadium	71,907
Dec. 3, 1979	Oakland 42, New Orleans 35	Louisiana Superdome	65,541
Nov. 24, 1980	L.A. Rams 27, New Orleans 7	Louisiana Superdome	53,448
Nov. 21, 1983	N.Y. Jets 31, New Orleans 28	Louisiana Superdome	68,606
Nov. 19, 1984	New Orleans 27, Pittsburgh 24	Louisiana Superdome	66,005
Oct. 3, 1988	New Orleans 20, Dallas 17	Louisiana Superdome	68,474
Nov. 6, 1989	San Francisco 31, New Orleans 13	Candlestick Park	60,667
Dec. 18, 1989	New Orleans 30, Philadelphia 20	Louisiana Superdome	59,218
Sept. 10, 1990	San Francisco 13, New Orleans 12	Louisiana Superdome	68,629
Dec. 31, 1990	New Orleans 20, L.A. Rams 17	Louisiana Superdome	68,647
Dec. 16, 1991	New Orleans 27, L.A. Raiders 0	Louisiana Superdome	68,625
Nov. 23, 1992	New Orleans 20, Washington 3	Louisiana Superdome	68,591
Nov. 22, 1993	San Francisco 42, New Orleans 7	Candlestick Park	66,500
Dec. 20, 1993	N.Y. Giants 24, New Orleans 14	Louisiana Superdome	69,036
Nov. 28, 1994	San Francisco 35, New Orleans 14	Louisiana Superdome	61,304
Dec. 19, 1994	Dallas 24, New Orleans 16	Louisiana Superdome	67,323
Dec. 17, 2001	St. Louis 34, New Orleans 21	Louisiana Superdome	70,332
Sunday Night (6-9)			
Oct. 21, 1984	Dallas 30, New Orleans 27 ot (ABC)	Texas Stadium	50,966
Nov. 27, 1988	N.Y. Giants 13, New Orleans 12 (ESPN)	Louisiana Superdome	66,526
Nov. 26, 1989	L.A. Rams 20, New Orleans 17 ot (ESPN)	Louisiana Superdome	64,274
Sept. 15, 1991	New Orleans 24, L.A. Rams 7 (TNT)	Louisiana Superdome	68,583
Nov. 24, 1991	Atlanta 23, New Orleans 20 ot (ESPN)	Louisiana Superdome	68,591
Sept. 27, 1992	San Francisco 16, New Orleans 10 (TNT)	Louisiana Superdome	68,591
Oct. 11, 1992	New Orleans 13, L.A. Rams 10 (TNT)	Louisiana Superdome	68,591
Sept. 5, 1993	New Orleans 33, Houston 21 (TNT)	Louisiana Superdome	69,029
Dec. 11, 1994	New Orleans 29, Atlanta 20 (ESPN)	Georgia Dome	61,307
Nov. 26, 1995	New Orleans 34, Carolina 26 (ESPN)	Louisiana Superdome	39,580
Nov. 3, 1996	San Francisco 24, New Orleans 17 (ESPN)	Louisiana Superdome	53,297
Oct. 5, 1997	New Orleans 20, Chicago 17 (TNT)	Soldier Field	58,865
Nov. 22, 1998	San Francisco 31, New Orleans 20 (ESPN)	3Com Park	68,429
Nov. 21, 1999	Jacksonville 41, New Orleans 23 (ESPN)	ALLTEL Stadium	69,772
Nov. 4, 2001	N.Y. Jets 16, New Orleans 9 (ESPN)	Louisiana Superdome	70,020
Dec. 30, 2001	Washington 40, New Orleans 10 (ESPN)	Louisiana Superdome	70,020
Thursday Night (1-0)			
Dec. 3, 1992	New Orleans 22, Atlanta 14 (ESPN)	Louisiana Superdome	68,591

Home games in **bold**

Record in Prime Time: 13-22 (ABC 6-13; ESPN 3-8; TNT 4-1)

SAINTS HALL OF FAME

The Saints Hall of Fame Museum is dedicated to preserving the history of the New Orleans Saints and honoring deserving Saints players. Memorabilia and exhibits showcase the history of the franchise as well as Saints highlight films and interactive exhibits. Induction weekend is usually held in early November. The Saints Hall of Fame is located at 415 Williams Blvd in Kenner's Rivertown. For more info, contact the Hall of Fame at (504) 471-2154.

HALL OF FAME INDUCTEES


1988: QB Archie Manning, WR Danny Abramowicz
 1989: S Tommy Myers, K Tom Dempsey
 1990: QB Billy Kilmer
 1991: NT Derland Moore, RB Tony Galbreath
 1992: RB George Rogers, G Jake Cupp, C John Hill
 1993: LB Joe Federspiel
 1994: GM Jim Finks, TE Henry Childs
 1995: DE Bob Pollard, DE Doug Atkins
 1996: CB Dave Whitsett, DB Dave Waymer
 1997: LB Rickey Jackson, T Stan Brock
 1998: RB Dalton Hilliard, LB Sam Mills
 1999: QB Bobby Hebert, WR Eric Martin

2000: LB Vaughan Johnson, LB Pat Swilling
 2001: TE Hoby Brenner, DE Jim Wilks
 2002: Head Coach Jim Mora, DE Frank Warren

JOE GEMELLI "FLEUR-DE-LIS" AWARD

(awarded yearly to the person who has contributed to the betterment of the Saints organization)

1989: Al Hirt
 1990: Joe Gemelli
 1991: Dave Dixon
 1992: Charlie Kertz
 1993: Wayne Mack
 1994: Erby Aucoin
 1995: Aaron Broussard
 1996: Marie Knutson
 1997: Angela Hill
 1998: Joe Impastato
 1999: Frank Wilson
 2000: Bob Remy
 2001: Peter (Champ) Clark
 2002: Dean Kleinschmidt



SIDELINES

Saints LB Charlie Clemons had a career-high 13.5 sacks to lead the team in 2001. The Saints captured the NFC sack title with 53 (5th time the Saints led the NFC since 1990). Clemons' total was tied for 4th in the NFL.





2002 NFL PRESEASON SCHEDULE

(all times local)

HALL OF FAME WEEKEND: AUGUST 3-5

Saturday, August 3 (American Bowl; Osaka, Japan)
Washington vs. San Francisco 10:00 pm (ESPN)

Monday, August 5 (Pro Football Hall of Fame Game)
Houston vs. N.Y. Giants (Canton, Ohio) . 8:00 pm (ABC)

WEEK 1: AUGUST 8-12

Thursday, August 8

N.Y. Jets at Pittsburgh 8:00 pm (ESPN)

Friday, August 9

Cincinnati at Buffalo 7:30 pm
Detroit at Baltimore 8:00 pm
Jacksonville at Atlanta 7:30 pm
Oakland at Dallas 8:00 pm

Saturday, August 10

Arizona at San Diego 7:00 pm
Cleveland at Minnesota 7:00 pm
Denver at Chicago (Champaign, Ill.) . . . 7:00 pm
Green Bay at Philadelphia 7:30 pm
Houston at New Orleans 7:00 pm
Indianapolis at Seattle 7:00 pm
Kansas City at San Francisco 4:00 pm
New England at N.Y. Giants 8:00 pm
St. Louis at Tennessee 7:00 pm
Washington at Carolina 8:00 pm

Monday, August 12

Miami at Tampa Bay 8:00 pm (ESPN)

WEEK 2: AUGUST 15-19

Thursday, August 15

Oakland at Tennessee 7:00 pm (ESPN)
New Orleans at Miami 7:00 pm
N.Y. Jets at Baltimore 8:00 pm

Friday, August 16

Chicago at St. Louis 7:00 pm (FOX)
Minnesota at Buffalo 7:30 pm
Tampa Bay at Jacksonville 7:00 pm
Seattle at San Diego 8:00 pm

Saturday, August 17

Philadelphia at New England 8:00 pm (CBS)
Cincinnati at Indianapolis 7:00 pm
Dallas at Carolina 8:00 pm
Detroit at Cleveland 8:00 pm
Green Bay at Arizona 7:00 pm
Houston at Kansas City 7:30 pm
N.Y. Giants at Atlanta 4:00 pm

Sunday, August 18

Pittsburgh at Washington 8:00 pm

Monday, August 19

San Francisco at Denver 6:00 pm (ABC)

WEEK 3: AUGUST 22-26

Thursday, August 22

San Diego at St. Louis 8:00 pm (CBS)

Friday, August 23

Baltimore at Philadelphia 8:00 pm (FOX)
Carolina at New England 8:00 pm
Jacksonville at Chicago (Champaign, Ill.) . 7:00 pm
Tennessee at Minnesota 7:00 pm

Saturday, August 24

Atlanta at Dallas 7:00 pm
Buffalo at Indianapolis 7:00 pm
Denver at Arizona 7:00 pm
Kansas City at Seattle 7:00 pm
Miami at Houston 7:00 pm
New Orleans at Cincinnati 7:30 pm
N.Y. Giants at N.Y. Jets 8:00 pm
Pittsburgh at Detroit 12:30 pm
San Francisco at Oakland 6:00 pm
Washington at Tampa Bay 8:00 pm

Monday, August 26

Cleveland at Green Bay 7:00 pm (ABC)

WEEK 4: AUGUST 28-SEPTEMBER 1

Wednesday, August 28

San Diego at San Francisco 6:00 pm

Thursday, August 29

Arizona at Oakland 6:00 pm
Atlanta at Cincinnati 7:30 pm
Baltimore at N.Y. Giants 8:00 pm
Buffalo at Detroit 8:00 pm
Chicago at Miami 7:00 pm
Dallas at Jacksonville 8:00 pm
Minnesota at Pittsburgh 7:30 pm
New England at Washington 8:00 pm
Seattle at Denver 7:00 pm

Friday, August 30

Carolina at Cleveland 8:00 pm
Indianapolis at New Orleans 6:00 pm
Philadelphia at N.Y. Jets 7:30 pm
St. Louis at Kansas City 7:30 pm
Tampa Bay at Houston 7:00 pm
Tennessee at Green Bay 7:00 pm

2002 NFL SCHEDULE



(all times local)

Thursday, Sept. 5 (First Weekend)

FOX-TV National Weekend

1. San Francisco at N.Y. Giants 8:30 pm

Sunday, Sept. 8

2. N.Y. Jets at Buffalo 1:00 pm
3. Baltimore at Carolina 1:00 pm
4. Minnesota at Chicago (Champaign, Ill.) . 12:00 pm
5. San Diego at Cincinnati 1:00 pm
6. Kansas City at Cleveland 1:00 pm
7. Atlanta at Green Bay 12:00 pm
8. Indianapolis at Jacksonville 1:00 pm
9. Detroit at Miami 1:00 pm
10. Philadelphia at Tennessee 12:00 pm
11. Arizona at Washington 1:00 pm
12. St. Louis at Denver 2:15 pm
13. Seattle at Oakland 1:15 pm
14. **New Orleans at Tampa Bay 4:15 pm**
15. Dallas at Houston 7:30 pm

Monday, Sept. 9

16. Pittsburgh at New England 9:00 pm

Sunday, Sept. 15 (Second Weekend)

CBS-TV National Weekend

17. Chicago at Atlanta 1:00 pm
18. Tampa Bay at Baltimore 1:00 pm
19. Detroit at Carolina 1:00 pm
20. Cincinnati at Cleveland 1:00 pm
21. Tennessee at Dallas 12:00 pm
22. Miami at Indianapolis 12:00 pm
23. Jacksonville at Kansas City 12:00 pm
24. **Green Bay at New Orleans 12:00 pm**
25. New England at N.Y. Jets 1:00 pm
26. N.Y. Giants at St. Louis 3:05 pm
27. Arizona at Seattle 1:05 pm
28. Buffalo at Minnesota 3:15 pm
29. Houston at San Diego 1:15 pm
30. Denver at San Francisco 1:15 pm
31. Oakland at Pittsburgh 8:30 pm

Monday, Sept. 16

32. Philadelphia at Washington 9:00 pm

Sunday, Sept. 22 (Third Weekend)

(Open: Baltimore, Jacksonville, Oakland, Pittsburgh)
FOX-TV National Weekend

33. **New Orleans at Chicago (Champaign, Ill.) . 12:00 pm**
34. Indianapolis at Houston 12:00 pm
35. N.Y. Jets at Miami 1:00 pm
36. Carolina at Minnesota 12:00 pm
37. Kansas City at New England 1:00 pm
38. Dallas at Philadelphia 1:00 pm
39. Cleveland at Tennessee 12:00 pm
40. San Diego at Arizona 1:05 pm
41. Buffalo at Denver 2:05 pm
42. Green Bay at Detroit 4:15 pm
43. Seattle at N.Y. Giants 4:15 pm

44. Washington at San Francisco 1:15 pm
45. Cincinnati at Atlanta 8:30 pm

Monday, Sept. 23

46. St. Louis at Tampa Bay 9:00 pm

Sunday, Sept. 29 (Fourth Weekend)

(Open: Atlanta, Indianapolis, San Francisco, Washington)
CBS-TV National Weekend

47. Chicago at Buffalo 1:00 pm
48. **New Orleans at Detroit 1:00 pm**
49. Carolina at Green Bay 12:00 pm
50. N.Y. Jets at Jacksonville 1:00 pm
51. Miami at Kansas City 12:00 pm
52. Houston at Philadelphia 1:00 pm
53. Cleveland at Pittsburgh 1:00 pm
54. Dallas at St. Louis 12:00 pm
55. N.Y. Giants at Arizona 1:05 pm
56. Tampa Bay at Cincinnati 4:05 pm
57. Tennessee at Oakland 1:15 pm
58. New England at San Diego 1:15 pm
59. Minnesota at Seattle 5:30 pm

Monday, Sept. 30

60. Denver at Baltimore 9:00 pm

Sunday, Oct. 6 (Fifth Weekend)

(Open: Detroit, Houston, Minnesota, Seattle)
FOX-TV National Weekend

61. Tampa Bay at Atlanta 1:00 pm
62. Oakland at Buffalo 1:00 pm
63. Arizona at Carolina 1:00 pm
64. N.Y. Giants at Dallas 12:00 pm
65. Cincinnati at Indianapolis 12:00 pm
66. New England at Miami 1:00 pm
67. **Pittsburgh at New Orleans 12:00 pm**
68. Washington at Tennessee 12:00 pm
69. San Diego at Denver 2:05 pm
70. Kansas City at N.Y. Jets 4:05 pm
71. Philadelphia at Jacksonville 4:15 pm
72. St. Louis at San Francisco 1:15 pm
73. Baltimore at Cleveland 8:30 pm

Monday, Oct. 7

74. Green Bay at Chicago (Champaign, Ill.) . 8:00 pm

Sunday, Oct. 13 (Sixth Weekend)

(Open: Arizona, Chicago, N.Y. Jets, Philadelphia)
CBS-TV National Weekend

75. Pittsburgh at Cincinnati 1:00 pm
76. Carolina at Dallas 12:00 pm
77. Buffalo at Houston 12:00 pm
78. Baltimore at Indianapolis 12:00 pm
79. Detroit at Minnesota 12:00 pm
80. Green Bay at New England 1:00 pm
81. Atlanta at N.Y. Giants 1:00 pm
82. Jacksonville at Tennessee 12:00 pm
83. **New Orleans at Washington 1:00 pm**
84. Oakland at St. Louis 3:15 pm
85. Kansas City at San Diego 1:15 pm



2002 NFL SCHEDULE

86. Cleveland at Tampa Bay 4:15 pm
87. Miami at Denver 6:30 pm

Monday, Oct. 14

88. San Francisco at Seattle 6:00 pm

Sunday, Oct. 20 (Seventh Weekend)

(Open: Cincinnati, New England, N.Y. Giants, Tennessee)
FOX-TV National Weekend

89. Carolina at Atlanta 1:00 pm
90. Jacksonville at Baltimore 1:00 pm
91. Chicago at Detroit 1:00 pm
92. Denver at Kansas City 12:00 pm
93. Buffalo at Miami 1:00 pm
94. **San Francisco at New Orleans 12:00 pm**
95. Minnesota at N.Y. Jets 1:00 pm
96. Tampa Bay at Philadelphia 1:00 pm
97. Seattle at St. Louis 12:00 pm
98. Houston at Cleveland 4:05 pm
99. San Diego at Oakland 1:05 pm
100. Dallas at Arizona 1:15 pm
101. Washington at Green Bay 3:15 pm

Monday, Oct. 21

102. Indianapolis at Pittsburgh 9:00 pm

Sunday, Oct. 27 (Eighth Weekend)

(Open: Green Bay, Miami, St. Louis, San Diego)
CBS-TV National Weekend

103. Pittsburgh at Baltimore 1:00 pm
104. Detroit at Buffalo 1:00 pm
105. Tampa Bay at Carolina 1:00 pm
106. Tennessee at Cincinnati 1:00 pm
107. Seattle at Dallas 12:00 pm
108. Oakland at Kansas City 12:00 pm
109. Chicago at Minnesota 12:00 pm
110. **Atlanta at New Orleans 12:00 pm**
111. Cleveland at N.Y. Jets 1:00 pm
112. Arizona at San Francisco 1:05 pm
113. Houston at Jacksonville 4:15 pm
114. Denver at New England 4:15 pm
115. Indianapolis at Washington 8:30 pm

Monday, Oct. 28

116. N.Y. Giants at Philadelphia 9:00 pm

Sunday, Nov. 3 (Ninth Weekend)

(Open: Carolina, Denver, Kansas City, New Orleans)
FOX-TV National Weekend

117. Baltimore at Atlanta 1:00 pm
118. New England at Buffalo 1:00 pm
119. Philadelphia at Chicago (Champaign, Ill.) 12:00 pm
120. Pittsburgh at Cleveland 1:00 pm
121. Dallas at Detroit 1:00 pm
122. Cincinnati at Houston 12:00 pm
123. Tennessee at Indianapolis 1:00 pm
124. Minnesota at Tampa Bay 1:00 pm
125. N.Y. Jets at San Diego 1:05 pm
126. St. Louis at Arizona 2:15 pm
127. San Francisco at Oakland 1:15 pm

128. Washington at Seattle 1:15 pm
129. Jacksonville at N.Y. Giants 8:30 pm

Monday, Nov. 4

130. Miami at Green Bay 8:00 pm

Sunday, Nov. 10 (Tenth Weekend)

(Open: Buffalo, Cleveland, Dallas, Tampa Bay)
CBS-TV National Weekend

131. Cincinnati at Baltimore 1:00 pm
132. **New Orleans at Carolina 1:00 pm**
133. Detroit at Green Bay 12:00 pm
134. N.Y. Giants at Minnesota 12:00 pm
135. Indianapolis at Philadelphia 1:00 pm
136. Atlanta at Pittsburgh 1:00 pm
137. San Diego at St. Louis 12:00 pm
138. Houston at Tennessee 12:00 pm
139. Seattle at Arizona 2:05 pm
140. Washington at Jacksonville 4:05 pm
141. New England at Chicago (Champaign, Ill.) 3:15 pm
142. Kansas City at San Francisco 1:15 pm
143. Miami at N.Y. Jets 8:30 pm

Monday, Nov. 11

144. Oakland at Denver 7:00 pm

Sunday, Nov. 17 (Eleventh Weekend)

CBS-TV National Weekend

145. **New Orleans at Atlanta 1:00 pm**
146. Cleveland at Cincinnati 1:00 pm
147. Dallas at Indianapolis 1:00 pm
148. Buffalo at Kansas City 12:00 pm
149. Baltimore at Miami 1:00 pm
150. Green Bay at Minnesota 12:00 pm
151. Washington at N.Y. Giants 1:00 pm
152. Arizona at Philadelphia 1:00 pm
153. Pittsburgh at Tennessee 12:00 pm
154. San Francisco at San Diego 1:05 pm
155. Carolina at Tampa Bay 4:05 pm
156. N.Y. Jets at Detroit 4:15 pm
157. Jacksonville at Houston 3:15 pm
158. Denver at Seattle 1:15 pm
159. New England at Oakland 5:30 pm

Monday, Nov. 18

160. Chicago at St. Louis 8:00 pm

Sunday, Nov. 24 (Twelfth Weekend)

FOX-TV National Weekend

161. Tennessee at Baltimore 1:00 pm
162. Atlanta at Carolina 1:00 pm
163. Detroit at Chicago (Champaign, Ill.) 12:00 pm
164. Jacksonville at Dallas 12:00 pm
165. San Diego at Miami 1:00 pm
166. Minnesota at New England 1:00 pm
167. **Cleveland at New Orleans 12:00 pm**
168. Buffalo at N.Y. Jets 1:00 pm
169. Cincinnati at Pittsburgh 1:00 pm
170. Green Bay at Tampa Bay 1:00 pm
171. Oakland at Arizona 2:05 pm

2002 NFL SCHEDULE



172. Kansas City at Seattle 1:05 pm
173. N.Y. Giants at Houston 3:15 pm
174. St. Louis at Washington 4:15 pm
175. Indianapolis at Denver 6:30 pm

Monday, Nov. 25

176. Philadelphia at San Francisco 6:00 pm

Thursday, Nov. 28 (Thirteenth Weekend)

(Open Date: N.Y. Giants)

FOX-TV National Weekend

177. New England at Detroit 12:30 pm
178. Washington at Dallas 3:05 pm

Sunday, Dec. 1

179. Miami at Buffalo 1:00 pm
180. Baltimore at Cincinnati 1:00 pm
181. Carolina at Cleveland 1:00 pm
182. Chicago at Green Bay 12:00 pm
183. Pittsburgh at Jacksonville 1:00 pm
184. Arizona at Kansas City 12:00 pm
185. Atlanta at Minnesota 12:00 pm
186. Tennessee at N.Y. Giants 1:00 pm
187. Houston at Indianapolis 4:05 pm
188. Denver at San Diego 1:05 pm
189. St. Louis at Philadelphia 4:15 pm
190. Seattle at San Francisco 1:15 pm
191. **Tampa Bay at New Orleans 7:30 pm**

Monday, Dec. 2

192. N.Y. Jets at Oakland 6:00 pm

Sunday, Dec. 8 (Fourteenth Weekend)

CBS-TV National Weekend

193. Cincinnati at Carolina 1:00 pm
194. San Francisco at Dallas 12:00 pm
195. Cleveland at Jacksonville 1:00 pm
196. St. Louis at Kansas City 12:00 pm
197. Buffalo at New England 1:00 pm
198. Houston at Pittsburgh 1:00 pm
199. Atlanta at Tampa Bay 1:00 pm
200. Indianapolis at Tennessee 12:00 pm
201. N.Y. Giants at Washington 1:00 pm
202. Detroit at Arizona 2:05 pm
203. **New Orleans at Baltimore 4:05 pm**
204. Philadelphia at Seattle 1:05 pm
205. Denver at N.Y. Jets 4:15 pm
206. Oakland at San Diego 1:15 pm
207. Minnesota at Green Bay 7:30 pm

Monday, Dec. 9

208. Chicago at Miami 9:00 pm

Sunday, Dec. 15 (Fifteenth Weekend)

FOX-TV National Weekend

209. Seattle at Atlanta 1:00 pm
210. San Diego at Buffalo 1:00 pm
211. N.Y. Jets at Chicago (Champaign, Ill.) 12:00 pm
212. Jacksonville at Cincinnati 1:00 pm
213. Indianapolis at Cleveland 1:00 pm

214. Tampa Bay at Detroit 1:00 pm
215. Baltimore at Houston 12:00 pm
216. Oakland at Miami 1:00 pm
217. **Minnesota at New Orleans 12:00 pm**
218. Washington at Philadelphia 1:00 pm
219. Carolina at Pittsburgh 1:00 pm
220. Kansas City at Denver 2:05 pm
221. Dallas at N.Y. Giants 4:15 pm
222. Green Bay at San Francisco 1:15 pm
223. Arizona at St. Louis 7:30 pm

Monday, Dec. 16

224. New England at Tennessee 8:00 pm

Saturday, Dec. 21 (Sixteenth Weekend)

CBS-TV National Weekend

225. Miami at Minnesota 12:30 pm
226. San Francisco at Arizona 3:00 pm
227. Philadelphia at Dallas 7:30 pm

Sunday, Dec. 22

228. Detroit at Atlanta 1:00 pm
229. Chicago at Carolina 1:00 pm
230. **New Orleans at Cincinnati 1:00 pm**
231. Buffalo at Green Bay 12:00 pm
232. N.Y. Giants at Indianapolis 1:00 pm
233. Tennessee at Jacksonville 1:00 pm
234. San Diego at Kansas City 12:00 pm
235. Houston at Washington 1:00 pm
236. St. Louis at Seattle 1:05 pm
237. Cleveland at Baltimore 4:15 pm
238. Denver at Oakland 1:15 pm
239. N.Y. Jets at New England 8:30 pm

Monday, Dec. 23

240. Pittsburgh at Tampa Bay 9:00 pm

Saturday, Dec. 28 (Seventeenth Weekend)

FOX-TV National Weekend

241. Philadelphia at N.Y. Giants 1:30 pm
242. Kansas City at Oakland 2:00 pm

Sunday, Dec. 29

243. Cincinnati at Buffalo 1:00 pm
244. Atlanta at Cleveland 1:00 pm
245. Minnesota at Detroit 1:00 pm
246. Tennessee at Houston 12:00 pm
247. Miami at New England 1:00 pm
248. **Carolina at New Orleans 12:00 pm**
249. Baltimore at Pittsburgh 1:00 pm
250. Dallas at Washington 1:00 pm
251. Jacksonville at Indianapolis 4:05 pm
252. Arizona at Denver 2:15 pm
253. Green Bay at N.Y. Jets 4:15 pm
254. Seattle at San Diego 1:15 pm
255. Tampa Bay at Chicago (Champaign, Ill.) 7:30 pm

Monday, Dec. 30

256. San Francisco at St. Louis 8:00 pm



NFL SCHEDULE ROTATION

The NFL regular season scheduling rotation for the next eight seasons (2002-09) under the realignment plan that takes effect this season:

The interconference and intraconference divisional matchups - 14 of each season's 16 games - were determined following extensive analysis and discussion with NFL clubs. A key factor in deciding the initial schedules was the displacement of certain teams from their traditional divisions in the new alignment.

The Saints, members of the new NFC South with Atlanta, Carolina and Tampa Bay in 2002, will play home-&-home with each of their divisional rivals (6 games), the 4 teams from another NFC division on a rotating 3-year cycle (4 games), the 4 teams from an AFC division on a rotating 4-year cycle (4 games) and 2 intraconference games based on the prior year's standings (2 games against teams in the two NFC divisions the team is not scheduled to play that season: 1st vs. 1st, 2nd vs. 2nd, 3rd vs. 3rd and 4th vs. 4th.)

In 2002, the Saints & the remainder of the NFC South will play the entire NFC North (Chicago, Detroit, Green Bay & Minnesota) and the AFC North (Baltimore, Cleveland, Cincinnati & Pittsburgh). The Saints' other two games are against teams that finished in the same place (3rd in 2001) in the standings in the NFC East (Washington) & the NFC West (San Francisco).

This season, the Saints will host Green Bay & Minnesota (NFC North), Cleveland & Pittsburgh (AFC North) & San Francisco (NFC West). New Orleans will travel to Chicago & Detroit (NFC North), Baltimore & Cincinnati (AFC North) & to Washington (NFC East).

The new format has several advantages:

* There will be an increased common-opponent emphasis with every team in a division playing against 14 common opponents.

* All teams will play each other on a regular basis, home & away, for a more consistent presentation of attractive games, eliminating the many schedule aberrations of the past.

Saints had not played in Buffalo from 1989-2000; played Denver twice at home between 1971-2000; have not played in Green Bay since 1989; did not play in Indianapolis from 1987-97; did not play in Miami from 1981-97; played Minnesota once at home (1991) from 1984-2000; have not played the N.Y. Giants at home since 1994 (5 straight road games in the series); had not played the N.Y. Jets at home from 1989-2000; played once in Pittsburgh (1987) between 1979-92; had not played at San Diego between 1992-99 & had not played in Seattle between 1989-99.

* Teams are guaranteed to play all non-division opponents in their conference at least once every 3 years & at home at least once every 6 years.

* Every NFC team will play every AFC team once every 4 years & at home once every 8 years.

* A team's record from the previous year will have less of a bearing on its schedule, with only 2 (rather than 4) opponents based on the previous year's standing. Thus, the so-called "easy" 5th-place schedules are eliminated.

* The division that a team is in will be less of a factor in a team's won-loss record with 10-of-16 games each season against non-division teams.

NEW ORLEANS SAINTS SCHEDULE ROTATION (2002-09)

Home Games	Year	Road Games
Green Bay, Minnesota, Cleveland, Pittsburgh, NFC-W	2002	Chicago, Detroit, Baltimore, Cincinnati, NFC-E
Dallas, N.Y. Giants, Houston, Indianapolis, NFC-N	2003	Philadelphia, Washington, Jacksonville, Tennessee, NFC-W
San Francisco, Seattle, Denver, Kansas City, NFC-N	2004	Arizona, St. Louis, Oakland, San Diego, NFC-E
Chicago, Detroit, Buffalo, Miami, NFC-E	2005	Green Bay, Minnesota, New England, N.Y. Jets, NFC-W
Philadelphia, Washington, Baltimore, Cincinnati, NFC-W	2006	Dallas, N.Y. Giants, Cleveland, Pittsburgh, NFC-N
Arizona, St. Louis, Jacksonville, Tennessee, NFC-E	2007	San Francisco, Seattle, Houston, Indianapolis, NFC-N
Green Bay, Minnesota, Oakland, San Diego, NFC-W	2008	Chicago, Detroit, Denver, Kansas City, NFC-E
Dallas, N.Y. Giants, New England, N.Y. Jets, NFC-N	2009	Philadelphia, Washington, Buffalo, Miami, NFC-W

NFC East: Dallas, N.Y. Giants, Philadelphia, Washington
NFC North: Chicago, Detroit, Green Bay, Minnesota
NFC West: Arizona, St. Louis, San Francisco, Seattle

PLAYOFF TIE-BREAKERS



DIVISION TIE-BREAKERS

2 Clubs

1. Head-to-head (best won-lost-tied percentage in games between the clubs).
2. Best won-lost-tied percentage in games played within the division.
3. Best won-lost-tied percentage in common games.
4. Best won-lost-tied percentage in games played within the conference.
5. Strength of victory.
6. Strength of schedule.
7. Best combined ranking among conference teams in points scored and points allowed.
8. Best combined ranking among all teams in points scored and points allowed.
9. Best net points in common games.
10. Best net points in all games.
11. Best net touchdowns in all games.

3 or More Clubs

(Note: If 2 clubs remain tied after a 3rd club is eliminated during any step, the tiebreaker reverts back to step 1 of the 2-club format)

1. Head-to-head (best won-lost-tied percentage in games among the clubs).
2. Best won-lost-tied percentage in games played within the division.
3. Best won-lost-tied percentage in common games.
4. Best won-lost-tied percentage in games played within the conference.
5. Strength of victory.
6. Strength of schedule.
7. Best combined ranking among conference teams in points scored and points allowed.
8. Best combined ranking among all teams in points scored and points allowed.
9. Best net points in common games.
10. Best net points in all games.
11. Best net touchdowns in all games.
12. Coin flip.

WILD CARD TIE-BREAKERS

If it is necessary to break ties to determine the 2 Wild Card clubs from each conference, the following steps will be taken.

- A. If the tied clubs are from the same division, apply the division tiebreaker.
- B. If the tied clubs are from different divisions, apply the following steps.

2 Clubs

1. Head-to-head, if applicable.
2. Best won-lost-tied percentage in games played within the conference.
3. Best won-lost-tied percentage in common games, minimum of four.
4. Strength of victory.
5. Strength of schedule.
6. Best combined ranking among conference teams in points scored and points allowed.
7. Best combined ranking among all teams in points scored and points allowed.
8. Best net points in conference games.
9. Best net points in all games.
10. Best net touchdowns in all games.
11. Coin toss.

3 or More Clubs

(Note: If 2 clubs remain tied after 3rd or other clubs are eliminated, tiebreaker reverts to step 1 of applicable 2-club format.)

1. Apply division tie-breaker to eliminate all but the highest ranked club in each division prior to proceeding to step 2. The original seeding within a division upon application of the division tie-breaker remains the same for all subsequent applications of the procedure that are necessary to identify the Wild Card participants.
2. Head-to-head sweep. (Applicable only if one club has defeated each of the others or if one club has lost to each of the others.)
3. Best won-lost-tied percentage in games played within the conference.
4. Best won-lost-tied percentage in common games, minimum of four.
5. Strength of victory.

6. Strength of schedule.
7. Best combined ranking among conference teams in points scored and points allowed.
8. Best combined ranking among all teams in points scored and points allowed.
9. Best net points in conference games.
10. Best net points in all games.
11. Best net touchdowns in all games.
12. Coin toss

When the 1st Wild Card team has been identified, the procedure is repeated to name the 2nd Wild Card, i.e. eliminate all but the highest-ranked club in each division prior to proceeding to step 2. In situations where 3 or more teams from the same division are involved in the procedure, the original seeding of the teams remains the same for subsequent applications of the tie-breaker if the top-ranked team in that division qualifies for a Wild Card berth.

Other Tie Breaking Procedures

1. Only 1 club advances to the playoffs in any tie-breaking step. Remaining tied clubs revert to the 1st step of the applicable division or Wild Card tie breakers. As an example, if 2 clubs remain tied in any tie-breaker step after all other clubs have been eliminated, the procedure reverts to step 1 of the 2-club format to determine the winner. When 1 club wins the tie breaker, all other clubs revert to step 1 of the applicable 2-club or 3-club format.
2. In comparing records against common opponents among tied teams, the best won-lost-tied percentage is the deciding factor since teams may have played an unequal number of games.
3. To determine home-field priority among division-tytlists, apply Wild Card tie-breakers.
4. To determine home-field priority for Wild Card qualifiers, apply division tie-breakers (if teams are from the same division) or Wild Card tie-breakers (if teams are from different divisions).



2002 TRAINING CAMP



Founded in 1948 as Francis T. Nicholls Junior College, Nicholls State University brings together the diverse cultures and heritage found in South Central Louisiana. The campus, which fronts Bayou Lafourche, occupies 210 acres of land formerly part of the Acadia Plantation on the eastern limits of the city of Thibodaux. The University, which has a current enrollment of over 7,300, offers 85 two-year, four-year and graduate level programs through five academic colleges - Arts and Sciences, Business

Administration, the Chef John Folse Culinary Institute, Education and Life Sciences and Technology. Nicholls State, which was designated a university by an act of the Louisiana Legislature in 1970, was the first university in the state to offer a seven-on, seven-off programs for those employed in the offshore oil industry and was the first public university in the state of Louisiana to undertake a strategic planning project, which is funded entirely by private donations. Go to www.nicholls.edu on the web for more information about Nicholls State University.

All players will report to training camp on **Friday, July 26**. They are scheduled to break camp on **Wednesday, August 21**. The Saints will hold their Black & Gold Scrimmage at John L. Guidry Stadium on **Saturday, August 3** at 7:30 pm.

Mailing Address

New Orleans Saints
c/o Nicholls State University
P.O. Box 2358
Thibodaux, LA 70310

Mailing Address for Overnight Courier

New Orleans Saints
c/o Nicholls State University
Louisiana Highway 1
Calecas Hall
Thibodaux, LA 70310

Camp Phone Numbers

Main Office: (985) 493-2528
Main Camp FAX: (985) 493-2540
Media Relations: (985) 493-2636
Media Relations FAX: (985) 493-2637

Please refer to www.neworleanssaints.com for daily training camp updates & schedules.

SAINTS TRAINING CAMP HISTORY

1967-69:	Cal Western University; San Diego, Calif.
1970:	Bowling Green University; Bowling Green, Ohio
1971-73:	University of Southern Mississippi; Hattiesburg, Miss.
1974:	Dodgertown; Vero Beach, Fla.
1975:	Nicholls State University; Thibodaux, La.
1976-84:	Dodgertown; Vero Beach, Fla.
1985:	Louisiana Tech University; Ruston, La.
1986-87:	Southeast Louisiana University; Hammond, La.
1988-99:	University of Wisconsin-La Crosse; La Crosse, Wis.
2000-present:	Nicholls State University; Thibodaux, La.

2002 TRAINING CAMP SCHEDULE



2002 Saints Training Camp Practice Schedule
Nicholls State University, Thibodaux, La.
July 26 - August 21

Two-A-Day Schedule

Morning Practice: 9 am-11:05 am
Evening Practice: 7:15-9:30 pm at John L. Guidry Stadium

One-A-Day Schedule

PM Practice: 3-5:15 p.m.

Daily Schedule

Friday, July 26 **PLAYERS REPORT** - 6 pm; Meetings
Saturday, July 27 AM Practice (Shells); PM Practice (Full Pads)
Sunday, July 28 AM Lift Weights; PM Practice (Full Pads)
Monday, July 29 AM Practice (Shells); PM Practice (Full Pads)
Tuesday, July 30 AM Lift Weights; PM Practice (Full Pads)
Wednesday, July 31 AM Practice (Shells); PM Practice (Full Pads)
Thursday, August 1 AM Walk-Thru; Team Leaves for Jacksonville at 4 pm
Friday, August 2 **Two Practices at Jacksonville**
Saturday, August 3 AM Lift Weights; **Black & Gold Scrimmage 7:30 pm CT**
Sunday, August 4 Team Meetings 7 pm
Monday, August 5 AM Practice (Shells); PM Practice (Full Pads)
Tuesday, August 6 AM Lift Weights; PM Practice (Full Pads)
Wednesday, August 7 AM Practice (Shells); PM Practice (Full Pads)
Thursday, August 8 AM Lift Weights; PM Practice (Full Pads)
Friday, August 9 AM Practice (Hats); PM Practice Walk-Thru
Saturday, August 10 **Preseason Game #1 vs. Houston at Superdome; 7 pm CT**
Sunday, August 11 Team Meetings 7 pm
Monday, August 12 AM Practice (Shells); PM Practice (Full Pads/Shells)
Tuesday, August 13 AM Lift Weights; PM Practice (Full Pads)
Wednesday, August 14 AM Walk-Thru; Team Leaves for Miami at 4 pm
Thursday, August 15 **Preseason Game #2 at Miami; 6 pm CT**
Friday, August 16 Players Off
Saturday, August 17 Team Meetings 1 pm; PM Lift Weights
Sunday, August 18 AM Practice (Shells); PM Practice (Full Pads)
Monday, August 19 AM Lift Weights; PM Practice (Full Pads)
Tuesday, August 20 AM Practice (Shells); PM Practice (Full Pads)
Wednesday, August 21 AM Walk-Thru; **BREAK CAMP**
Practices will be open to the public. Training camp schedule is subject to change at any time.

Saints Media & Public Relations Office & Media Workroom:
Nicholls State University Century Club Room (John L. Guidry Stadium)
MR Office Phone: (985) 493-2636; MR FAX: (985) 493-2637

The Century Club Room is located under the West Stands (Press Box side) of John L. Guidry Stadium. The Century Club Room will serve as the main media center (press conferences & media workroom) as well as the Saints Media & Public Relations Staff office. The Saints PR office will officially open on **Tuesday, July 23** & will be open daily from **7:30 am-10:30 pm**. In addition to the Century Club Room, work areas for the media will also be available on the 2nd floor of the Guidry Stadium Press Box. Phone lines are available and installed on the 2nd floor.



2002 TICKET INFORMATION

LOUISIANA SUPERDOME - SEATING CAPACITY: 68,390

2002 Season/Single Game Ticket Prices

	Season	Single Game
Club Sideline	\$700*	\$130 (includes \$50 club fee)
Club Endzone	\$630**	\$75
Plaza Sideline	\$690	\$80
Plaza Endzone	\$540	\$61
Upper Box Sideline	\$600	\$70
Upper Box Endzone	\$520	\$65
Lower Terrace Sideline	\$400	\$58
Terrace	\$350	\$53
Upper Terrace/Senior Citizen	\$250	N/A
Group (Terrace Sideline)#		\$35
Group (Terrace Endzone)#		\$30
Parking	\$200	Not available

* - \$500 club fee required for each seat/all seats sold as season tickets

** - \$500 club fee optional for all Club Endzone season tickets

- Must have group of 20 or more

Ticketmaster Will Call: Gates A, H & B

Game Day Customer Service: Gate A (Poydras Street - ground level)

Phone Orders

Use your Visa, MasterCard, Discover or American Express to order tickets by phone or mail. Mail orders will be accepted when accompanied by a certified check or money order for the amount plus \$3 handling. All mail orders should be sent to: **Saints Ticket Office, 5800 Airline Drive, Metairie, LA 70003**. TicketMaster processes all phone orders & a service charge is required on all phone orders.

For More Information

Saints Ticket Office: (504) 731-1700 or www.neworleanssaints.com

TICKETMASTER: (504) 598-GOLD or www.ticketmaster.com

Single Game Ticket Outlets

Individual game tickets are available at official Saints ticket outlets in New Orleans, Baton Rouge & throughout Mississippi at all TicketMaster outlets. In addition, group tickets can be obtained through Saints Regional Offices in **Alexandria/Monroe/Shreveport, La.** (877) 666-1700; **Baton Rouge, La.** (225) 930-9095; **Jackson, Miss.** (601) 824-4475; **Lafayette, La.** (337) 231-0084; **Mississippi Gulf Coast** (228) 863-9555; **Mobile, Ala.** (251) 479-2327; **Pensacola, Fla.** (850) 438-7700 & **Thibodaux/Houma, La.** (985) 447-9888.

Ticket Office

The New Orleans Saints Ticket Offices are located at the Saints' Metairie facility, 5800 Airline Drive & at the Louisiana Superdome, Gate A (Poydras Street) ground level. Ticket Office hours are from **8 am-6 pm** on weekdays & **8 am-1 pm** on Saturdays. Superdome Ticket Office hours are **8:30 am-5:30 pm** weekdays. Ticket windows open 3 hours prior to kickoff on all game days.

LOUISIANA SUPERDOME FACTS

First Game (Preseason):	
August 9, 1975; Oilers 13, Saints 7	
First Game (Regular Season):	
September 28, 1975; Bengals 21, Saints 0	
Total Land Area:	52 acres
Height:	273 feet
Diameter:	680 feet clear span
Concrete:	169,000 cubic yards
Structural Steel:	20,000 tons
Air Conditioning:	9,000 tons

Convention Rooms:	52
Restrooms:	102
Private Box Suites:	137
Parking Garages:	5,000 cars, 250 buses
Lighting:	19,507 fixtures
Electric Wiring:	400 miles
Aluminum Siding:	more than 550,000 sq. ft.
Area of Roof:	9.7 acres
Escalators:	32
Elevators:	10 passenger, 1 freight

FOLLOWING THE SAINTS



The New Orleans Saints have a number of team-affiliated media outlets. In addition to the weekly games broadcast on a regional radio network, the Saints have partnerships that produce weekly radio & TV programs & an internet homepage.

RADIO

WWL (870 AM) is the flagship of the Saints radio network that extends the play-by-play action of Saints football into the southeast. **Jim Henderson** describes the play-by-play, former Saint running back & area scout **Hokie Gajan** provides color commentary, **Kenny Wilkerson** reports from the sidelines & **Larry Matson** hosts the pregame program for all regular season & playoff contests. WWL also hosts the Jim Haslett Show and the Front Office Show during the week. **WFNO (830 AM)** provides Spanish broadcasts of Saints action. **Marco Garcia** describes the play-by-play & **Hector Pineda** provides the color commentary.

SAINTS RADIO NETWORK FLAGSHIP STATION

New Orleans WWL 870 AM

SPANISH

New Orleans WFNO 830 AM

LOUISIANA

Alexandria	KEZP 104.3 FM
Baton Rouge	WJBO 1150 AM
Bogalusa	WBOX 920 AM/92.9 FM
Houma/Thibodaux	KTIB 640 AM
Lafayette	KMDL 97.3 FM
Lake Charles	KAOK 97.9 FM
Leesville	KJAE 93.5 FM
Monroe	KNOE 540 AM
Moreauville	KLIL 92.1 FM
Morgan City	KQKI 95.3 FM
New Iberia	KANE 1240 AM
Shreveport	KWKH 1130 AM
Ville Platte	KVPI 1050 AM/92.5 FM

MISSISSIPPI

Columbia	WCJU 1450 AM
Hattiesburg	WKNZ 107.1 FM
Jackson	WDJX 620 AM
Meridian	WKZB 93.5 FM
Natchez	WQNZ 95.1 FM
Prentiss	WJDR 98.3 FM

ALABAMA

Mobile WNSP 105.5 FM

TELEVISION

WWL-TV 4 (CBS) provides preseason game telecasts to the New Orleans market; live coverage of all away games & sold-out home preseason games. Home preseason games not sold out 72 hours in advance are televised on a taped-delay basis. **Jim Henderson** describes the play-by-play & former Saints quarterback **Archie Manning** will provide color for every preseason contest.

FOX 8 (WVUE-TV) will present a New Orleans Saints show every week during the season. The program features interviews with players & coaches, a review of the previous week's game & a look ahead to next week's opponent. WVUE Sports Director **Joe Trahan** will host the prime time weekly show.

COX COMMUNICATIONS will present a New Orleans Saints weekly program during the season. The show will focus on the community efforts of Saints players and personnel, lifestyle features and interviews.

INTERNET

The Saints' official website is back and better than ever for the 2002 season. Saints news & notes, player features & interviews, a kids area, ticket & sponsorship information is available here. Fans can also sign up for a free e-newsletter, distributed weekly, which contains up-to-the-minute info on the Saints. For all of this, point your browser to ...

www.neworleanssaints.com

For news & info from around the NFL ...
www.nfl.com



Jim Henderson

WWL Radio



Hokie Gajan

WWL Radio



Kenny Wilkerson

WWL Radio



Marco Garcia

WFNO Radio



Hector Pineda

WFNO Radio



2002 MEDIA GUIDELINES

NEW ORLEANS SAINTS MEDIA & PR DEPARTMENT

Greg Bensef, Director
Ricky Zeller, Assistant Director
Justin Macione, Josselyn Timko, Managers
(504) 733-0255
(504) 731-1888 (fax)

GAMEDAY MEDIA POLICIES

MEDIA GATE: Media entrance for Saints games at the Louisiana Superdome is located on the lower level of the Northwest Parking Garage (side nearest Claiborne Avenue overpass) near the center of the building. The media door opens 4 hours prior to kickoff. Media Will Call is located at this entrance as well.

CREDENTIAL REQUESTS: Superdome press box space is reserved for the working news media. Requests should be made at least 1 week in advance and directed to **Greg Bensef, Director of Media & Public Relations, New Orleans Saints, 5800 Airline Drive, Metairie, LA 70003.** Please fax your request to (504) 731-1888 or e-mail your request to timkoj@saints.nfl.com.

TELEVISION & RADIO: Network television, network radio & visiting radio are assigned numbered booths in the main press box. Spotters & statisticians are available upon request at least 1 week prior to the game.

PHOTOGRAPHERS: Only accredited working photographers are allowed on the sidelines. They must wear a "field photo" arm band and shoot from behind the yellow-dotted line. The bench areas are off limits at all times. Photographers should take special note of the usage conditions listed on the credential. Reporters are not permitted to accompany photographers on the sidelines until after both teams have cleared the field following the conclusion of the game.

ALL CREDENTIALS ARE ISSUED TO SPECIFIC INDIVIDUALS & ARE NOT TRANSFERABLE

LOCKER ROOMS: Only accredited working media are allowed in locker rooms after games. There is no admission prior to the game. Still photographs are not permitted in the Saints locker room postgame. Grips will not be allowed in the postgame locker room.

TELEPHONES: Requests for service should be directed to **Sharron Park** or **Sharon Mealing** at BellSouth (888) 592-4945.

FAX SERVICE: Postgame faxing of final statistics books & postgame quotes is available. The fee for fax service is \$25. Please fill out the forms provided in the press box & return them to a member of the Saints' Media Relations Department.

PRESS BOX SERVICES: Statistical information is supplied before, during & after the game. Scores of other games are announced and posted as received. Postgame quotes are provided from both locker rooms. Refreshments are served in the media lounge before the game & halftime.

TRANSPORTATION: Transportation to New Orleans International Airport can be prearranged for visiting media with tight departure schedules.

2002 REGULAR SEASON MEDIA POLICIES & SCHEDULE

PRACTICE ACCESS: Practices are open to working media only. Credential requests must be submitted to **Greg Bensef**. Television cameras will not be allowed to shoot during any team drills & must stay behind the line of scrimmage during passing drills. Media are not allowed to sit on the field or on the benches near the entrance of the locker room during practice.

PRACTICE SCHEDULE: The PR department will escort all media from the media workroom to the practice field for each session.

Monday	No Practice
Tuesday	Players Off
Wednesday	1:20-3:45 p.m.
Thursday	1:20-3:45 p.m.
Friday	11:10 am-1:10 pm

LOCKER ROOM ACCESS:

Monday	11:30 am-12:30 pm
Tuesday	Players Day Off/No Access
Wednesday	3:45-4:15 pm (After practice)
Thursday	3:45-4:15 pm (After practice)
Friday	No Locker Room Access - Players & Coaches Available on the Field Following Practice
Saturday	No Access

On Monday, the PR department will escort the media from the media workroom to the locker room. Media are not allowed in the locker room after access time is complete. All other player interviews, outside of the open locker room periods must be scheduled through the Media Relations Department. Players, by prior arrangement with the Media Relations Department, can be made available during the lunch period.

HEAD COACH JIM HASLETT AVAILABILITY:

(transcripts provided for all head coach availability)
Monday 4:30 p.m. (Media Workroom)
Wednesday 4:15 p.m. (On Field)
Thursday 4:15 p.m. (On Field)
Friday 1:10 p.m. (On Field)

ALL OTHER REQUESTS MUST BE SCHEDULED THROUGH GREG BENSEF

ASSISTANT COACH AVAILABILITY: Interviews with Saints assistant coaches can be conducted following practice. Arrangement for other interview times must be made through the Media Relations Department.

WEDNESDAY CONFERENCE CALLS: Opponent conference calls will be conducted every Wednesday in the Saints' media room on the 1st floor of the Saints' facility. Coach Haslett will speak to the opponent's media every Wednesday via conference call at 12:15 pm (CT). A Saints player will also be made available to opponent media on Wednesday at Noon (CT).

NEWORLEANSSAINTS.COM: A complete media-only area is available on the club's web site in 2002. All press releases, game notes, final stat books & other pertinent information is available online. Media can also use this area to check on the status of credential requests & access credential forms. Contact the Saints' Media Relations Department at (504) 733-0255 for information on how to access the site. Media can also access NFL info & photos at www.nflmedia.com. This is a service for accredited media only.

NFL PR CONTACTS



National Football League

280 Park Avenue
New York, NY 10017
(212) 450-2000



Senior Vice President of Communications & Government Affairs Joe Browne
Vice President of Communications Greg Aiello
Director of International Public Affairs Pete Abitante
Director of Media Services Leslie Hammond
Director of Corporate Communications Brian McCarthy
Senior Editorial Manager Vince Casey
Manager of Publicity Lori Hamamoto
Manager of NFC Information Mike Signora
Manager of AFC Information Steve Alic

NFC TEAM CONTACTS

Arizona Cardinals
8701 South Hardy Drive
Tempe, AZ 85284-2800
(602) 379-0101
PR: Paul Jensen

Atlanta Falcons
4400 Falcon Parkway
Flowery Branch, GA 30542
(770) 965-3115
PR: Aaron Salkin

Carolina Panthers
800 South Mint Street
Charlotte, NC 28202-1502
(704) 358-7000
PR: Charlie Dayton

Chicago Bears
1000 Football Drive
Lake Forest, IL 60045
(847) 295-6600
PR: Scott Hagel

Dallas Cowboys
One Cowboys Parkway
Irving, TX 75063
(972) 556-9900
PR: Rich Dalrymple

Detroit Lions
222 Republic Dr.
Allen Park, MI 48101
(313) 216-4000
PR: Matt Barnhart

Green Bay Packers
1265 Lombardi Avenue
Green Bay, WI 54307
(920) 496-5700
PR: Lee Rammel

Minnesota Vikings
9520 Viking Drive
Eden Prairie, MN 55344
(612) 828-6500
PR: Bob Hagan

New Orleans Saints
5800 Airline Highway
Metairie, LA 70003
(504) 731-0255
PR: Greg Bensef

New York Giants
Giants Stadium
East Rutherford, NJ 07073
(201) 935-8111
PR: Pat Hanlon

Philadelphia Eagles
NovaCare Complex
One NovaCare Way
Philadelphia, PA 19145
(215) 463-2500
PR: Derek Boyko

St. Louis Rams
One Rams Way
St. Louis, MO 63044
(314) 982-7267
PR: Rick Smith

San Francisco 49ers
4949 Centennial Blvd.
Santa Clara, CA 95054
(408) 562-4949
PR: Kirk Reynolds

Seattle Seahawks
11220 NE 53rd Street
Kirkland, WA 98033
(612) 827-9777
PR: Dave Pearson

Tampa Bay Buccaneers
One Buccaneer Place
Tampa, FL 33607
(813) 870-2700
PR: Reggie Roberts

Washington Redskins
21300 Redskin Park Drive
Ashburn, VA 20147
(703) 877-2000
PR: Michelle Tessier



NFL PR CONTACTS

AFC TEAM CONTACTS

Baltimore Ravens
11001 Owings Mills Blvd.
Owings Mills, MD 21117
(410) 654-6200
PR: Kevin Byrne

Buffalo Bills
One Bills Drive
Orchard Park, NY 14127
(716) 648-1800
PR: Scott Berchtold

Cincinnati Bengals
1574 West 8th St.
Cincinnati, OH 45204
(513) 621-3550
PR: Jack Brennan

Cleveland Browns
76 Lou Groza Blvd.
Berea, OH 44017-0146
(216) 891-5000
PR: Todd Stewart

Denver Broncos
13655 Broncos Parkway
Englewood, CO 80112
(303) 649-9000
PR: Jim Saccomano

Houston Texans
Reliant Stadium
One Reliant Park
Houston, TX 77054
(832) 667-2000
PR: Tony Willie

Indianapolis Colts
7001 West 56th Street
Indianapolis, IN 46254
(317) 297-2658
PR: Craig Kelley

Jacksonville Jaguars
One ALLTEL Stadium Place
Jacksonville, FL 32202
(904) 633-6000
PR: Dan Edwards

Kansas City Chiefs
One Arrowhead Drive
Kansas City, MO 64129
(816) 920-9300
PR: Bob Moore

Miami Dolphins
7500 SW 30th Street
Davie, FL 33329
(954) 452-7000
PR: Harvey Greene

New England Patriots
CMGI Field
One Patriot Place
Foxboro, MA 02035
(508) 543-8200
PR: Stacey James

New York Jets
1000 Fulton Avenue
Hempstead, NY 11550
(516) 560-8100
PR: Ron Colangelo

Oakland Raiders
1220 Harbor Bay Parkway
Alameda, CA 94501
(510) 864-5000
PR: Mike Taylor

Pittsburgh Steelers
3400 South Water Street
Pittsburgh, PA 15203
(412) 423-7800
PR: Ron Wahl

San Diego Chargers
4020 Murphy Canyon Rd.
San Diego, CA 92123
(858) 874-4500
PR: Bill Johnston

Tennessee Titans
Baptist Sports Park
460 Great Circle Road
Nashville, TN 37228
(615) 565-4000
PR: Robbie Bohren

SAINTS 2002 ROAD HEADQUARTERS

Jacksonville (Preseason)
Marriott Jacksonville
4670 Salisbury Road
Jacksonville, FL 07114
(904) 296-2222; (904) 296-7561 FAX

Miami (Preseason)
Renaissance Ft. Lauderdale
1617 SE 17th Street
Ft. Lauderdale, FL 33316
(954) 626-1700; (954) 626-1717 FAX

Cincinnati (Preseason)
Westin Cincinnati
21 East Fifth Street
Cincinnati, OH 45202
(513) 621-7700; (513) 852-5670 FAX

Tampa Bay
Wyndham Harbor Island
725 S. Harbor Island Blvd.
Tampa, FL 33602
(813) 229-5000; (813) 229-5322 FAX

Chicago (Champaign, Ill.)
Holiday Inn Champaign-Urbana
1001 Killarney Street
Urbana, IL 61801
(217) 328-7900; (217) 328-7941 FAX

Chicago (Champaign, Ill. - Media)
Ramada Inn
902 West Killarney
Urbana, IL 61801
(217) 328-4400; (217) 328-6623 FAX

Detroit
Marriott Renaissance Center
Renaissance Center
Detroit, MI 48243
(313) 568-8000; (313) 568-8146 FAX

Washington
Crystal City Marriott
1999 Jefferson Davis Hwy.
Arlington, VA 22202
(703) 413-5500; (703) 413-0192 FAX

Carolina
Omni Charlotte
132 East Trade Street
Charlotte, NC 28202
(704) 377-0400; (704) 347-0649 FAX

Atlanta
Sheraton Atlanta
165 Courtland Street NE
Atlanta, GA 30303
(404) 659-6500; (404) 524-1259 FAX

Baltimore
Renaissance Harborplace
202 East Pratt Street
Baltimore, MD 21202
(410) 547-1200; (410) 539-5780 FAX

Cincinnati
Westin Cincinnati
21 East Fifth Street
Cincinnati, OH 45202
(513) 621-7700; (513) 852-5670 FAX

GLOSSARY OF MEDICAL TERMS



Taken from the Professional Football Athletic Trainers Society (PFATS) Media Guide.

ATC — Athletic Trainer Certified; athletic trainers with this designation have passed the certification exam administered by the NATA.

A-C Joint — Acromioclavicular joint; joint of the shoulder where acromion process (of the scapula) and the distal end of the clavicle meet; most shoulder separations occur at this point.

Achilles Tendon — The tendon at the back of the heel connecting the calf muscle to the heel bone.

Anterior Cruciate Ligament (ACL) — Ligament of knee attaching to anterior tibial plateau and posterior medial aspect of femoral condyle. It provides stability in keeping the lower leg from coming forward.

Anti-inflammatory — Any agent which prevents inflammation (such as aspirin or ibuprofen).

Arthroscopy — An instrument used for visualization of the interior of a joint cavity; sometimes referred to as "scope."

Arthroscopy — Examination of the internal structures of a joint by means of surgical viewing apparatus (arthroscope) inserted into the joint.

Bone Scan — "Radionuclide Imaging," which is useful to demonstrate stress fractures not evident on routine x-rays.

Burner — Common term for brachial plexus trauma in the neck. Usually results in burning or tingling sensation into the shoulder or arm when the neck is forced beyond the normal range of motion. Also known as a stinger.

Capsule — An enclosing structure which surrounds the joint and contains ligaments which stabilize that joint.

CT Scan (Computerized Tomography) — Use of computed radiographic equipment to get a cross sectional image of an anatomical area. Is best to visualize bony structures. It is also referred to as a CAT scan.

Chondral Fracture — Fracture to the chondral (cartilaginous) surfaces of bone.

Chondromalacia — A roughening of the cartilage surface. Best known for the roughening of the underside of the kneecap.

Concussion — A trauma-related injury to the head usually resulting in excessive forces being rapidly applied to the head and/or cervical spine. This injury is usually due to a blow to the head from the ground or opposing player. This injury is graded as mild, moderate or severe depending on severity of changes of consciousness, memory and/or equilibrium.

Degenerative Joint Disease — Changes in the joint surfaces as a result of repetitive trauma.

Dehydration — Condition resulting from excessive loss of body fluid, where fluid output exceeds fluid intake. Symptoms usually arise when fluid loss is in excess of 2 percent of the person's body weight.

Edema — Accumulation of fluid in organs and tissues of the body (swelling).

EMG — Electromyogram test to check nerve function.

Fracture — Breach in continuity of a bone. Types of fractures include simple, compound, comminuted, greenstick, incomplete, impacted, longitudinal, oblique, stress or transverse.

Grade I Injury — A mild injury in which a ligament, tendon or other musculoskeletal tissue may have been stretched or contused, but not torn or otherwise disrupted.

Grade II Injury — A moderate injury when musculoskeletal tissue has been partially but not totally torn, causing appreciable limitation in function of the injured tissue.

Grade III Injury — A severe injury in which tissue has been significantly, and in some cases totally, torn or otherwise disrupted, causing a virtual total loss of function.

Groin — The upper and inner thigh where the adductor muscles originate that are responsible for moving the leg in an inward or adduction direction.

Hamstring — Muscle running from the buttocks to behind the knee. Often injured as a result of improper conditioning or lack of muscle flexibility. Muscle responsible for flexing the knee joint.

Heat Stroke — Condition of rapidly rising internal body temperature that overwhelms the nervous system's mechanisms for release of heat.

Heat Exhaustion — Mild form of shock resulting from inadequate replacement of fluids lost through sweating and uncontrolled increase in body core temperature.

Heat Cramps — Painful muscle spasms of arms or legs, likely caused by depletion of fluids and electrolytes.

High "Interosseous" Ankle Sprain — An injury to the Interosseous membrane, which is the fibrous tissue that stabilizes the two bones of the shin (tibia and fibula). This injury is usually due to excessive ankle rotation along with accompanied trauma to the ligamentous structures of the ankle joint.

Hip Pointer — Contusion to the iliac crest.

Interosseous Membrane — Uniting membrane between the tibia and fibula that forms a collagenous fibrous tissue. It has two functions: to serve as an origin for many of the muscles of the lower leg, and to transmit stress from the tibia to the fibula.



GLOSSARY OF MEDICAL TERMS

Lateral Collateral Ligament (LCL) — Ligament of knee attaching lateral femoral condyle to the fibula head. It provides lateral stability to the knee.

Ligament — Band of fibrous tissue that connects bone to bone or bone to cartilage and supports and strengthens joints.

Magnetic Resonance Imaging (MRI) — Provides highly detailed pictures of the body's interior, using magnetic fields. It is especially useful in athletic injuries to visualize soft tissues such as ligaments and tendons.

Medial Collateral Ligament (MCL) — Ligament of knee attaching to medial femoral condyle and to medial tibia. It provides medial stability to the knee.

Meniscus — Crescent-shaped cartilage of the knee located between the femur and the tibia bones.

Patella — The kneecap

Patella Tendinitis — Inflammation of the patella tendon

Plantar Fascia — The tight band of muscle and connective tissue beneath the arch of the foot.

PNF (Proprioceptive Neuromuscular Facilitation) — An approach to therapeutic exercise based on the principles of functional human anatomy and neurophysiology.

Posterior Cruciate Ligament (PCL) — Ligament of the knee attaching to posterior tibial plateau and anterior lateral aspect of femoral condyle. It provides stability in keeping the lower leg from going backward.

Progressive Resistance Exercise (PRE) — An approach to exercise whereby the load or resistance to the muscle is applied by some mechanical means and is quantitatively and progressively increased over time.

Quadriceps (Quads) — The four powerful muscles in the front of the thigh, responsible for extending the knee joint.

Rotator Cuff — Comprised of four muscles in the shoulder area: supraspinatus, infraspinatus, teres minor and subscapularis. Often irritated by overuse.

S-C Joint — Sternoclavicular joint; articulation between the sternum and the clavicle.

Sciatic Nerve — Largest nerve in body located in back of leg which controls most of its function.

Sciatica — Irritation of the sciatic nerve, resulting in pain or tingling running down the inside of the leg.

Shin Splint — A catch-all syndrome describing pain either in the front of the lower leg or on the inner aspect of the leg.

Shoulder Separation — Refers to a sprain of the A-C joint where the tip of the clavicle may be elevated from its normal position of attachment on the acromion process.

Sprain — A joint injury. A violent, twisting, stretching, pulling or tearing of a ligament.

1st Degree — A stretching but no tear of a ligament. Athlete may be able to continue to play or usually return to play in a few days.

2nd Degree — A partial tear of a ligament. Bracing may be required. Athlete will usually miss one to four weeks.

3rd Degree — A complete tear of a ligament. Depending on ligament involved, bracing or even surgery may be required. Athlete is usually out from three weeks up to 12 months depending on course of treatment.

Stinger — Common term for brachial plexus trauma in the neck.

Strain — A muscle injury. The stretching, pulling or twisting of a muscle or tendon.

1st Degree — A stretching but no tear of a muscle or tendon. Athlete may be able to continue to play or usually return to play in a few days.

2nd Degree — A partial tear of a muscle or tendon. Athlete will usually miss one to four weeks.

3rd Degree — A complete tear of a muscle or tendon. Depending upon muscle or tendon involved, surgery may be required. Athlete is usually out from six weeks up to six months.

Stress X-Ray — A continual x-ray taken when a portion of the body is stressed to its maximum to see if the ligaments are intact.

Stress Fracture — A hair-line type of break in bone caused by overuse.

Stretching — Any therapeutic maneuver designed to lengthen (elongate) pathologically shortened soft-tissue structures and thereby increase range of motion.

Subluxation — Partial dislocation of a joint. Term usually implies that joint can return to normal position without formal reduction.

Tendinitis — Inflammation of the tendon and/or tendon sheath, often caused by chronic overuse and/or sudden injury.

Trapezius — A flat triangular muscle covering the posterior surface of the neck and shoulder.

Turf Toe — Sprain of the metatarsophalangeal (MTP) joint of the great toe.

Ulnar Nerve — Nerve of the medial elbow, commonly known as the "funny bone", which is irritated from excessive or repeated trauma.

Wind Knocked Out — Syndrome describing a contraction of the abdominal nerve trunk, the solar plexus, as a result of an abdominal contusion.

FREE AGENCY/SALARY CAP Q&A



Q — What are the categories of free agency?

A — Players are either "restricted" or "unrestricted" free agents. Within the categories are also "transition" and "franchise" players.

Q — What is the time period for free agency signings in 2002?

A — For restricted free agents, from March 1 to April 15; for unrestricted free agents and transition players, from March 1 to July 22 (or the first scheduled day of the first NFL training camp, whichever is later); and for franchise players, from March 1 through the 10th week of the season (November 12).

Q — What is the difference between a restricted free agent and an unrestricted free agent?

A — Players become restricted free agents when they complete three accrued seasons and their contract expires. Unrestricted free agents have completed four or more accrued seasons with an expired contract.

Q — What constitutes an "accrued season?"

A — Six or more regular-season games on a club's active/inactive, reserved-injured or "physically unable to perform" lists.

Q — Other than accrued seasons, what determines a restricted free agent?

A — He has received a "qualifying" offer (a salary level predetermined by the Collective Bargaining Agreement between the league and its players) from his old club. He can negotiate with any club through April 15. If the restricted free agent accepts an offer sheet from a new club, his old club can match the offer and retain him because it has the "right of first refusal." If the old club does not match the offer, it can possibly receive draft-choice compensation depending on the amount of its qualifying offer. If an offer sheet is not executed, the player's rights revert to his old club on April 16.

Q — What determines an unrestricted free agent?

A — A player with four or more accrued seasons whose contract has expired. He is free to sign with any club, with no compensation owed to his old club, through July 22 (or the first scheduled day of the first NFL training camp, whichever is later). On July 23, his rights revert to his old club if it made a "tender" offer (110 percent of last year's salary) to him by June 1. His old club then has until the 10th week of the season (November 12) to sign him. If he does not sign by November 12, he must sit out the season. If no tender is offered by June 1, the player can be signed by any club at any time throughout the season.

Q — What determines a transition player?

A — His club must offer a minimum of the average of the top 10 salaries of last season at the player's position or 120 percent of the player's previous year's salary, whichever is greater. A transition player designation gives the club a first-refusal right to match within seven days an offer sheet given to the player by another club after his contract expires. If the club matches, it retains the player. If it does not match, it receives no compensation.

Q — What determines a franchise player?

A — A club can designate one franchise player in any given year. The salary level offer by a player's old club determines what type of franchise player he is. An "exclusive" franchise player -- not free to sign with another club -- is offered a minimum of the average of the top five salaries at the player's position as of April 15, or 120 percent of the player's previous year's salary, whichever is greater. If the player is offered a minimum of the average of the top five salaries of last season at his position, he becomes a "non-exclusive" franchise player and can negotiate with other clubs. His old club can match a new club's offer, or receive two first-round draft choices if it decides not to match.

Q — Can a club decide to withdraw its franchise or transition designations on a player? If so, can it then use them on other players?

A — A club can withdraw its franchise or transition designations and the player then automatically becomes an unrestricted free agent either immediately or when his contract expires. The club cannot name a new transition player (two allowed in 1993, one in 1994 and one in the final year of the CBA). It can name a new franchise player the next year. A club can, though, designate a transition player in lieu of a franchise player at any time.

Q — What determines each team's salary cap? Is it always in effect?

A — The salary cap is the absolute maximum each club may spend on player salaries in a capped year. For 2002, that amounts to 64 percent of leaguewide "Defined Gross Revenues" (divided by 32 teams), made up of preseason, regular-season and postseason gate receipts and radio and television rights. The cap is in effect 365 days a year. From March 1 to the day before the season begins, a club's top 51 salaried players count towards the cap, plus prorated signing bonuses, incentives, etc., but not base salaries of other players on the roster up to 80. Thereafter, all salaries on a club's roster count towards the cap. The maximum salary cap for 2002 is \$71,101,000 per club. The minimum salary cap is \$60,495,000. Player benefits are \$10,906,000 per club above the salary cap number.



NFL IMPORTANT DATES (2002-03)

2002

July 8	Claiming period of 24 hours begins in waiver system.
Mid-July	Preseason training camps open. Veteran players cannot be required to report earlier than 15 days prior to club's 1st preseason game or July 15, whichever is later.
July 22	Signing period ends at 3 pm CT for Unrestricted Free Agents to whom June 1 tender was made by Old Club & for Transition Players and Franchise Players who are eligible to receive Offer Sheets. After this date, and through 3 pm CST on November 13, Old Club has exclusive negotiating rights to these players.
July 27	Saints begin 2002 Training Camp at Nicholls State University; Thibodaux, La.
Aug. 2	Training camp practices with Jacksonville Jaguars; Jacksonville, Fla.
Aug. 3	American Bowl, Osaka, Japan: San Francisco vs. Washington.
Aug. 3	Black & Gold Scrimmage in Nicholls State's John L. Guidry Stadium, 7:30 pm CT.
Aug. 5	Hall of Fame Game, Canton, Ohio: Houston vs. N.Y. Giants.
Aug. 6	If a Drafted Rookie has not signed with his club by this date, he may not be traded to any other club in 2002.
Aug. 10	Saints open preseason vs. Houston in the Louisiana Superdome, 7 pm CT (WWL-TV).
Aug. 15	Saints at Miami, Pro Player Stadium; Miami, Fla., 6 pm CT (WWL-TV).
Aug. 24	Saints at Cincinnati, Paul Brown Stadium; Cincinnati, Ohio, 6:30 pm CT (WWL-TV).
Aug. 27	Roster cutdown to maximum of 65 players on Active List by 3 pm CT.
Aug. 30	Indianapolis at Saints, Louisiana Superdome, 6 pm CT (WWL-TV).
Sept. 1	Roster cutdown to maximum of 53 players on Active/Inactive List by 3 pm, CT. NFL Europe League exemptions expire. Clubs may dress minimum of 42 and maximum of 45 players and third quarterback for each regular-season and postseason game.
Sept. 2	After 3 pm CT, clubs may establish a Practice Squad of 5 players by signing free agents who do not have an accrued season of free agency credit or who were on the 45-player Active List for less than 9 regular-season games during their only Accrued Season(s).
Sept. 5-9	NFL's 83rd Regular Season opens.
Sept. 8	No later than 1 hour & 30 minutes prior to kickoff, clubs must identify their 45-player Active List (from their 53-man roster) and third quarterback, if any. Saints open 36th NFL season at Tampa Bay, 3:15 pm CT (FOX-TV).
Sept. 24	Priority on multiple waiver claims is now based on the current season's standing.
Oct. 15	All trading ends at 3 pm CT.
Oct. 16	Players with at least four previous pension-credited seasons are subject to the waiver system for the remainder of the regular season and postseason.
Nov. 12	Deadline for clubs to sign by 3 pm CT, their unsigned Franchise and Transition players, their Unrestricted and Restricted Free Agents to whom June 1 tender was made & their Drafted players. If still unsigned after this date, such players are prohibited from playing in NFL in 2002.
Nov. 30	Deadline for reinstatement of players in Reserve List categories of Retired, Did Not Report & Exclusive Rights & players who were placed on Reserve/Left Squad in a previous season.
Dec. 27	Deadline for waiver requests in 2002, except for "special waiver requests" which have a 10-day claiming period, with termination or assignment delayed until after the Super Bowl.
Dec. 31	Clubs may begin signing free-agent players for the 2003 season.

2003

Jan. 4-5	Wild Card Playoff Games.
Jan. 11-12	Divisional Playoff Games.
Jan. 19	AFC and NFC Championship Games.
Jan. 26	Super Bowl XXXVII, Qualcomm Stadium; San Diego, Calif.
Feb. 3	AFC-NFC Pro Bowl; Honolulu, Hawaii.
Feb. 20-24	Combine Timing and Testing, RCA Dome; Indianapolis, Ind.
Feb. 24*	Waiver system begins for 2003. Players with at least 4 previous pension-credited seasons that a club desires to terminate are not subject to the waiver system until after the trading deadline.
Feb. 24*	Deadline at 3 pm CT for clubs to designate Franchise and Transition players.
March 3	Expiration date of all player contracts due to expire after the 2002 season.
March 4*	Free Agency period begins. Trading period begins for 2003 after expiration of 2002 contracts.
April 17	Deadline for signing of Offer Sheets by Restricted Free Agents.
April 26-27	Annual Player Selection Meeting; New York, N.Y.
June 1	Deadline for Old Club to send tender to its unsigned Restricted Free Agents or to extend Qualifying Offer, whichever is greater, in order to retain rights. Deadline for Old Club to send tender to its unsigned Unrestricted Free Agents to retain rights if player is not signed by another club by July 22.

* - tentative

NEW ORLEANS SAINTS FACILITY



On April 15, 1996, a first in New Orleans Saints history occurred when the entire organization moved into the club's new facility, located at **5800 Airline Drive** in Metairie. It marked the first time ever that Saints coaches, players and staff have been housed under the same roof.

The 2-story, 65,000 square foot facility, which is situated on a 19.2 acre tract, contains three practice fields. Two symmetrically laid out fields are planted with Bermuda grass & are surrounded by an asphalt, half-mile running track. The third field is made up of 70 yards of artificial turf & 50 yards of grass. Also outside is a full-length basketball court.

The first floor is approximately 43,000 square feet & serves primarily the needs of the players. It also consists of a reception area, ticket office, media workroom & storage areas.

The locker room, which is completely carpeted, contains 75 lockers, each 44 inches wide. Adjacent to the locker room are a players lounge & shower area that includes a built-in whirlpool and cold dip pool, sauna room and steam room. The training room consists of nine treatment tables, a 3-man taping station, three therapeutic whirlpools, a Hydro Track & Biodex rehabilitation equipment. The equipment room, which includes a loading dock which makes it accessible for 18-wheeler tractor trailers, is 3,600 square feet. The weight room, also fully carpeted, is 4,050 square feet.

A 1,700 square foot auditorium, which sits on the first floor, can seat 110 players for team meetings & can be divided into two rooms. On either side of the auditorium are 8 smaller team meeting rooms.

Located on the second floor are offices for coaches, player personnel, video department & administrative staff. It has the capacity for an additional 23,000 square feet.

Directions to Saints Facility

From Airport: Turn left onto Airline Drive. Take Airline Drive for approximately 4-5 miles & the facility is on the right.

From New Orleans/East: Take I-10 West to Clearview Parkway exit. Follow Clearview Parkway South to Airline Drive & turn right. Take Airline Drive for approximately 1.2 miles & the facility is on the left.

From Baton Rouge/West: Take I-10 East to Clearview Parkway exit. Follow Clearview Parkway South to Airline Drive & turn right. Take Airline Drive for approximately 1.2 miles & the facility is on the left.



NOTES, ETC.

IMPASTATO'S

Northern Italian Cuisine

"Casual Dining at its Finest"



Joe Impastato "Saints Pasta Coach"

Serving the finest in authentic Italian foods, Impastato's Restaurant has been a favorite of the Saints for years. Sicilian-born owner/chef Joe Impastato, along with his wife, Mica, and the family promise you a most memorable culinary experience.

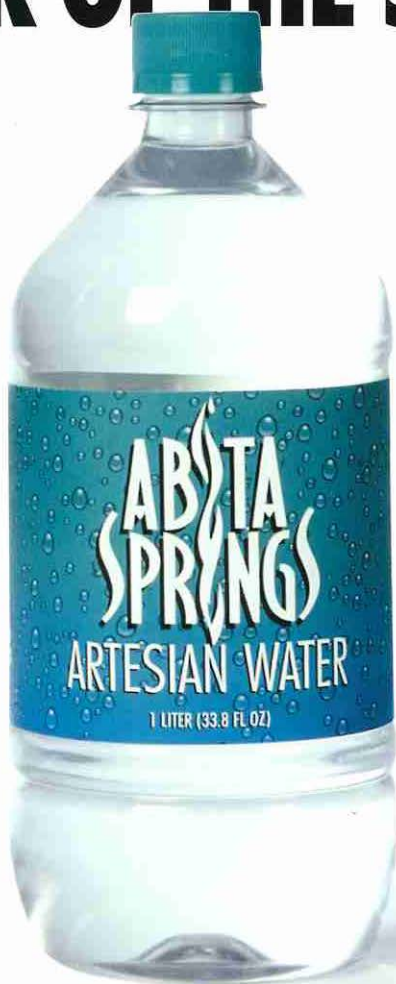
Everything is prepared to order, resulting in a personalized meal that suits your individual tastes. This, together with the trained staff of waiters, combines to make Impastato's a truly unique restaurant experience.

... So dine where the Saints dine:

IMPASTATO'S

Open for Dinner, Tuesday-Saturday
Open Sunday after all Saints home games
3400 16th Street, Metairie
(504) 455-1545

OFFICIAL BOTTLED WATER OF THE SAINTS



Better Water. Better Service. Better Call.

ABITA SPRINGS
WATER

504-828-2500 • www.abitasprings.com