BALTIMORE RAVENS GAME RELEASE

UNDER ARMOUR PERFORMANCE CENTER | 1 WINNING DRIVE | OWINGS MILLS, MD
@RAVENS | @RAVENS_COMMS | @RAVENSCOMMUNITY
WORLD CHAMPIONS: SUPER BOWL XXXV (2000) & SUPER BOWL XLVII (2012)

NEW ORLEANS SAINTS VS. BALTIMORE RAVENS

Week 2 – Sept. 20, 2026 – 1 p.m. ET
M&T Bank Stadium (70,257)

(0-1) *(1-0)*

QUICK HITS

- The Baltimore Ravens (1-0) host the New Orleans Saints (0-1) in a Week 2 matchup at M&T Bank Stadium. Coming off a 41-23 victory in **Jesse Minter**'s head-coaching debut last Sunday at Indianapolis, the Ravens seek to improve to 22-9 all time in home openers. (Baltimore is 16-4 in its past 20 home openers, ranking as the NFL's third-best mark since 2006.)
- The Ravens are 25-3 in games started by **QB Lamar Jackson** against the NFC, including an 11-2 mark at home. Baltimore is 6-2 all time against the Saints, earning a 27-13 win the last time these teams faced off in 2022 at the Caesars Superdome.
- Dating back to 2006, the Ravens have produced the NFL's second-best record (44-25) in the month of September, only behind Green Bay's 45-24 mark. Baltimore is 26-8 in September home games during this span, second to Seattle's 29-7 record.
- In last Sunday's 41-23 victory at Indianapolis, Baltimore racked up 506 yards of offense and allowed just 251 to the Colts. It marked the first time in franchise history that the Ravens had a 300-yard passer (**QB Lamar Jackson**, 324), 150-yard receiver (**WR Zay Flowers**, 150) and 100-yard rusher (**RB Derrick Henry**, 144) in a game. The Ravens scored TDs on four of their first five drives, with Henry producing 3 overall during the game to move into third in all-time NFL rushing TDs. Baltimore's defense forced 2 TOs (**LB Roquan Smith** INT & **CB Marlon Humphrey** FF/FR), while limiting Indy to just 149 passing yards and 3-of-10 on third down.
- Following Sunday's game vs. New Orleans, the Ravens will travel internationally to face Dallas in Rio de Janeiro, Brazil (9/27). Baltimore then returns home in Week 4 to battle Tennessee before a Week 5 Sunday Night Football tilt at Atlanta.

MEDIA SCHEDULE

Wed. (9/16):	11:30 AM	Marlon Humphrey & Lamar Jackson Podium
	12:50 PM	Practice / Media Viewing
	2:45 PM	Jesse Minter Podium & Open Locker Room
Thurs. (9/17):	11:30 AM	Declan Doyle, Anthony Levine & Anthony Weaver Podium
	12:50 PM	Practice / Media Viewing
	2:45 PM	Open Locker Room
Fri. (9/18):	11:45 AM	Practice / Media Viewing
	1:15 PM	Jesse Minter Podium & Open Locker Room

CALLING THE ACTION

Television: CBS / WJZ Ch. 13 (Baltimore)
✗ Spero Dedes (PBP) ✗ Adam Archuleta (analyst) ✗ Aditi Kinkhabwala (SL)
Local Radio: WBAL 1090 AM / 98Rock (97.9 FM) / SiriusXM Radio Ch. 81 or 193
✗ Kyle Youmans (PBP) ✗ Rod Woodson (analyst)

COACH MINTER SAYS

JESSE MINTER ON THE OFFENSE CARRYING OVER ITS SUCCESS TO WEEK 2:
"I just really love the scheme and the versatility it creates and the confidence it builds into the players. But it is a week-to-week league, and I have learned that myself as a coordinator. It is now about a 'normal week' – being able to get in everything that we need for this particular game, a great challenge against the Saints. But those guys – just the confidence they have in each other – is pretty cool to watch."

INJURY UPDATE

WR Zay Flowers (hamstring), **WR Ja'Kobi Lane** (wrist) and **CB T.J. Tampa** (knee) left the Colts game and didn't return. All-Pro **DT Nnamdi Madubuike** (neck) and starting **ILB Teddye Buchanan** (knee), who each sustained season-ending injuries in 2025, have been limited practice participants. **C Danny Pinter** (knee), who had been working with the first-team offense during training camp, was placed on season-ending IR in August.

NOTE THE QUOTE

ROQUAN SMITH ON THE JESSE MINTER-ANTHONY WEAVER DYNAMIC:
"It is a beautiful dynamic, and it is a beautiful situation. Knowing 'Weave' from in the past – he is a tremendous person first and foremost. He is a tremendous coach, as well. Obviously, Jesse's track record speaks for itself. I think when you tie two brilliant minds like that together, it just brings out the best in everyone, because two great minds are a lot better than one."

WEEK 2 SPOTLIGHT

TOP WEEK 1 NFL RUSHERS

Player	Yards	Avg.	TDs
Kenneth Walker	173	7.5	1
Jahmyr Gibbs	156	5.4	2
Derrick Henry	**144**	**6.0**	**3**
D'Andre Swift	124	6.9	3
Breece Hall	102	4.6	1

NUMBER TO NOTE –> 98

Rushing yards Derrick Henry (13,162) needs to surpass Hall of Famer Eric Dickerson (13,259) for 9th most in NFL history.

MOST RUSHING TDs (NFL History)

Rk.	Player	TDs
1.	Emmitt Smith	164
2.	LaDainian Tomlinson	145
3.	**Derrick Henry**	**125**
4.	Marcus Allen	123
5.	Adrian Peterson	120

MOST RUSHING TDs (Since Henry Joined Ravens in 2024)

Rk.	Player	TDs
1.	**Derrick Henry**	**35**
2.	Jahmyr Gibbs	31
	Jonathan Taylor	31
4.	James Cook III	28
	J. Jacobs, J. Allen	28

Chad Steele - SVP of Communications ■ Patrick Gleason - VP of Public Relations ■ Marisol Renner - Sr. Director of Public Relations ■ Tom Valente - Sr. Director of Communications
Jess Stephans - Public Relations Manager ■ Spencer Krock - Football Communications Coordinator ■ Sierra Godsey - Public Relations Associate ■ Chris Perry - Public Relations Associate

2026 INFORMATION

2026 SCHEDULE & RESULTS (1-0)

Date		Opponent	Time (Network)/Result
Sun.	Sept. 13	at Indianapolis Colts	W, 41-23
Sun.	Sept. 20	NEW ORLEANS SAINTS	1 p.m. (CBS)
Sun.	Sept. 27	vs. Dallas Cowboys (Rio de Janeiro)	4:25 p.m. (CBS)
Sun.	Oct. 4	TENNESSEE TITANS	1 p.m. (CBS)
Sun.	Oct. 11*	at Atlanta Falcons	8:20 p.m. (NBC)
Sun.	Oct. 18*	at Cleveland Browns	1 p.m. (FOX)
Sun.	Oct. 25*	CINCINNATI BENGALS	1 p.m. (CBS)
Sun.	Nov. 1*	at Buffalo Bills	1 p.m. (CBS)
Thurs.	Nov. 5*	JACKSONVILLE JAGUARS	8:15 p.m. (Prime)^
Mon.	Nov. 16*	LOS ANGELES CHARGERS	8:15 p.m. (ESPN)
Sun.	Nov. 22*	at Carolina Panthers	1 p.m. (FOX)
Sun.	Nov. 29*	at Houston Texans	1 p.m. (CBS)
Sun.	Dec. 6	BYE	
Sun.	Dec. 13*	TAMPA BAY BUCCANEERS	1 p.m. (FOX)
Sun.	Dec. 20*	at Pittsburgh Steelers	1 p.m. (CBS)
Sun.	Dec. 27*	CLEVELAND BROWNS	1 p.m. (CBS)
Thurs.	Dec. 31*	at Cincinnati Bengals	8:15 p.m. (Prime)^
TBD	Jan. 10/11	PITTSBURGH STEELERS	TBD

*Flexible Scheduling Home Games in CAPS All Times Eastern

AFC NORTH STANDINGS

Team	W	L	T	Home	Road	Div.	Con.	PF	PA	Strk
Baltimore	**1**	**0**	**0**	**0-0**	**1-0**	**0-0**	**1-0**	**41**	**23**	**W1**
Cincinnati	1	0	0	1-0	0-0	0-0	0-0	20	13	W1
Pittsburgh	1	0	0	1-0	0-0	0-0	0-0	33	27	W1
Cleveland	0	1	0	0-0	0-1	0-0	0-1	10	34	L1

2026 COACHING STAFF

Name (Coaching Experience: (NFL/Ravens)	Title
Jesse Minter (7/5)	Head Coach
Declan Doyle (8/1)	Offensive Coordinator
Anthony Levine Sr. (5/3)	Special Teams Coordinator
Anthony Weaver (15/4)	Defensive Coordinator
Harland Bower (1/1)	Outside Linebackers
Marcus Brady (9/1)	Pass Game Coordinator
Randy Brown (23/19)	Senior Special Teams
Keary Colbert (4/1)	Wide Receivers
Lou Esposito (1/1)	Defensive Line
Eddie Faulkner (8/1)	Running Backs
Shawn Flaherty (8/1)	Assistant Offensive Line
Charlie Gelman (6/3)	Game Management Coordinator/Defensive Assistant
Prentice Gill (3/3)	Assistant Wide Receivers
Zack Grossi (8/1)	Tight Ends
Ben Kotwica (19/1)	Senior Assistant Special Teams
Patrick Kramer (6/1)	Offensive Quality Control
Dwayne Ledford (6/1)	Run Game Coordinator/Offensive Line
Joe Lombardi (21/1)	Senior Offensive Assistant
Tony Michalek (2/2)	Officiating Liaison
Mike Mickens (1/1)	Pass Game Coordinator/Secondary
Rick Minter (6/1)	Football Analyst
Matt O'Donnell (6/1)	Defensive Assistant
Andrew Rogan (6/6)	Defensive Quality Control
Tyler Santucci (2/2)	Inside Linebackers
Miles Taylor (2/1)	Assistant Defensive Backs
P.J. Volker (1/1)	Safeties
Israel Woolfork (6/1)	Quarterbacks

– NOTE OF THE WEEK –

- ✗ In Week 1 at Indy, the Ravens' posted an NFL-high 19 plays gaining 10+ yards, including 2 receptions (WR Zay Flowers) of 50+ yards. Baltimore averaged a league-best 7.91 yards per play in Week 1.
- ✗ Baltimore outgained the Colts by 255 yards (506-251), marking the NFL's largest Week 1 differential since 2019, when the Ravens outgained Miami by 443 yards (643-200).

OFFSEASON ROSTER CHANGES

Key Veterans Added (UFA/FA/Trade, Team)	2025 GP/GS
DL Calais Campbell (FA, Ari.)	17/17
OL Jovaughn Gwyn (UFA, Atl.)	17/0
S Jaylinn Hawkins (UFA, NE)	15/15
OLB Trey Hendrickson (UFA, Cin.)	7/7
WR Chris Moore (FA, Was.)	14/5
C Danny Pinter (UFA, Ind.) *(Injured Reserve)*	17/1
C Ethan Pocic (FA, Cle.)	13/13
G John Simpson (UFA, NYJ)	17/17
TE Durham Smythe (UFA, Chi.)	17/2

Key Veterans Lost (UFA/FA/Trade, Team)	2025 GP/GS
G Daniel Faalele (UFA, NYG/Jax.)	17/17
S Alohi Gilman (UFA, KC)	17/17
WR DeAndre Hopkins (UFA, unsigned)	17/3
LB Jake Hummel (UFA, Hou.)	17/0
OLB Dre'Mont Jones (UFA, NE)	18/17
TE Charlie Kolar (UFA, LAC)	17/7
TE Isaiah Likely (UFA, NYG)	14/7
C Tyler Linderbaum (UFA, LV)	17/17
RB Keaton Mitchell (UFA, LAC)	13/0
OLB David Ojabo (UFA, unsigned)	14/0
FB Patrick Ricard (UFA, NYG)	11/5
P Jordan Stout (UFA, NYG)	17/0
DL Brent Urban (UFA, unsigned)	15/5
OLB Kyle Van Noy (UFA, Min.)	15/13
WR Tylan Wallace (UFA, Cle.)	14/2
S Ar'Darius Washington (UFA, NYG)	4/0

Key Veterans Extended/Re-Signed (Contract Length)	2025 GP/GS
CB Chidobe Awuzie (through 2026)	14/5
WR Zay Flowers (through 2031)	17/17
QB Tyler Huntley (through 2027)	5/2
LS Nick Moore (through 2029)	17/0

2026 Draft Picks (College)	Round-Pick
G Vega Ioane (Penn State)	1-14
OLB Zion Young (Missouri)	2-45
WR Ja'Kobi Lane (USC)	3-80
WR Elijah Sarratt (Indiana)	4a-115
TE Matt Hibner (SMU)	4b-133
CB Chandler Rivers (Duke)	5a-162
TE Josh Cuevas (Alabama)	5b-173
RB Adam Randall (Clemson) *(Injured Reserve)*	5c-174
P Ryan Eckley (Michigan State)	6-211
DL Rayshaun Benny (Michigan) *(practice squad)*	7a-250
G Evan Beerntsen (Northwestern) *(since released)*	7b-253

RAVENS / SAINTS INFORMATION

2026 NFL RANKINGS

OFFENSE

Category	-- Ravens -- Stats	Rank	-- Saints -- Stats	Rank
Total Offense	506.0	2	469.0	4
Rush Offense	202.0	3	91.0	22
Pass Offense	304.0	5	378.0	1
Points Per Game	41.0	2	30.0	11
3rd-Down Off. %	33.3%	17t	47.1%	10
4th-Down Off. %	0.0%	11t	100.0%	1t
Red Zone Off. (TD%)	75.0%	13t	80.0%	10t

DEFENSE

Category	-- Ravens -- Stats	Rank	-- Saints -- Stats	Rank
Total Defense	251.0	6	369.0	21
Rush Defense	102.0	13	165.0	27t
Pass Defense	149.0	5	204.0	18
Points Per Game	23.0	14t	31.0	23t
3rd-Down Def. %	30.0%	11	38.5%	17t
4th-Down Def. %	0.0%	1t	n/a	n/a
Red Zone Def. (TD%)	100.0%	23t	80.0%	20t

TEAM

Category	-- Ravens -- Stats	Rank	-- Saints -- Stats	Rank
Turnover Margin	+1	8t	-2	26t
Penalties	10	25t	6	8t
Penalty Yards	86	25	53	16

RAVENS-SAINTS SERIES HISTORY

- ✗ All-Time Regular Season: Ravens lead, 6-2
- ✗ In Baltimore: Ravens lead, 3-2
- ✗ At New Orleans: Ravens lead, 3-0

RAVENS-SAINTS ALL-TIME REGULAR SEASON SERIES HISTORY

Date	Winner	Score/Site	Attend.
09/29/96	Ravens	17-10 Bal.	61,063
12/19/99	Ravens	31-8 Bal.	67,597
12/08/02	Saints	37-25 Bal.	69,334
10/29/06	Ravens	35-22 @ NO.	69,152
12/19/10	Ravens	30-24 Bal.	71,432
11/24/14	Ravens	34-27 @ NO	73,373
10/21/18	Saints	24-23 Bal.	70,639
11/07/22	Ravens	27-13 @ NO	70,010

On 11/07/22 at New Orleans, QB Lamar Jackson completed 12-of-22 passes for 133 yards and 1 TD (87.9 rating), while adding 82 rushing yards on 11 carries (7.5 avg.). Jackson's TD marked the 100th passing score of his career.

2026 RAVENS / SAINTS LEADERS

PASSING YARDS (TDS/INTS)

Lamar Jackson	324 (1/0)	Tyler Shough	410 (3/2)

RUSHING YARDS (AVG.)

Derrick Henry	144 (6.0)	Travis Etienne	46 (5.1)
Lamar Jackson	40 (5.7)	Kendre Miller	30 (3.3)
Justice Hill	18 (3.0)	Tyler Shough	8 (2.0)

RECEIVING YARDS (CATCHES)

Zay Flowers	150 (5)	Chris Olave	182 (10)
Chris Moore	53 (1)	Devaughn Vele	69 (7)
Mark Andrews	49 (4)	Juwan Johnson	54 (3)
Derrick Henry	19 (1)	Noah Fant	33 (4)

POINTS

Derrick Henry	18	Daniel Carlson	6
Tyler Loop	11	Noah Fant	6
Zay Flowers	6	Juwan Johnson	6
Lamar Jackson	6	K. Miller/D. Vele	6

INTERCEPTIONS (YARDS)

Roquan Smith	1 (1)	n/a	n/a

SACKS (YARDS)

Malaki Starks	1.0 (9)	Carl Granderson	1.0 (2)
Tavius Robinson	1.0 (8)		

TACKLES (SOLO)

Roquan Smith	11 (5)	Jonas Sanker	10 (7)
Malaki Starks	6 (2)	Kaden Elliss	9 (3)
Kyle Hamilton	5 (3)	Justin Reid	8 (5)

GROSS PUNTING (NET)

Ryan Eckley	46.7 (46.7)	Ryan Wright	47.6 (40.6)

FIELD GOALS (PCT.)

Tyler Loop	2/2 (100.0%)	Daniel Carlson	1/2 (50.0%)

PUNT RETURN YARDS (AVG.)

LaJohntay Wester	30 (10.0)	Barion Brown	21 (5.3)

KICKOFF RETURN YARDS (AVG.)

Chris Moore	121 (30.3)	Barion Brown	55 (18.3)
LaJohntay Wester	30 (30.0)	Kendre Miller	19 (19.0)

2026 TALE OF THE TAPE

Category	Ravens	Saints
Record	1-0	0-1
Longest Streak	Won 1	Lost 1
Points Scored	41	30
TDs Scored	5	4
Rushing TDs Scored	4	1
Passing TDs Scored	1	3
TDs on Returns	0	0
Points Against	23	31
TDs Allowed	3	4
Rushing TDs Allowed	2	2
Passing TDs Allowed	1	2
TDs on Returns Allowed	0	0
KOR Avg. For	30.2	18.5
KOR Avg. Against	32.8	21.0
PR Avg. For	10.0	5.3
PR Avg. Against	n/a	11.7
Sacks	2	1
Sacks Allowed	2	5
Interceptions	1	0
Interceptions Thrown	0	2
Fumbles Lost/Recovered	1/1	1/1

2026 BROADCAST INFORMATION & WHAT TO LOOK FOR THIS WEEK

WHAT TO LOOK FOR THIS WEEK

HEAD COACH JESSE MINTER

✗ With a 40-point performance on Sunday, Jesse Minter would become the first head coach since at least the 1970 NFL merger to lead his team to consecutive games with 40 points in his first two games as an NFL head coach.

TE MARK ANDREWS

✗ Andrews (56) needs 2 TD receptions to surpass Travis Kelce (57) for the fourth-most TD receptions by a TE in his first nine seasons in NFL history, trailing only Rob Gronkowski (79), Antonio Gates (76) and Jimmy Graham (71).

✗ Andrews (44) needs 2 receptions of 25+ yards to surpass Delanie Walker for 12th in NFL history.

DL CALAIS CAMPBELL

✗ With game action on Sunday, Campbell would surpass Hall of Famer Bruce Smith (279) for the second-most games played by a DL in NFL history. Additionally, he would move into sole possession of 24th-most games played among all NFL players.

✗ Campbell can become the third player since at least 1982 to record a sack at age 40-or-older, joining Bruce Smith and Clay Matthews. Campbell turned 40 on Sept. 1.

WR ZAY FLOWERS

✗ Flowers (150) needs 84 receiving yards to break Marquise Brown's franchise record of 233 yards within the first two games of a season.

OLB TREY HENDRICKSON

✗ Hendrickson (74) needs 1 TFL to join Aaron Donald, Myles Garrett, Khalil Mack and T.J. Watt as the only players since 2017 to record at least 80 sacks, 75 TFL and 15 FFs.

RB DERRICK HENRY

✗ Henry (13,162) needs 98 rushing yards to surpass Eric Dickerson for ninth on the NFL's all-time rushing yards list.

✗ Henry needs 1 rushing TD to become the first player in franchise history with at least 4 rushing TDs within the first two games of a season.

CB MARLON HUMPHREY

✗ Humphrey (23) needs 2 INTs to become the third player since 2000 to record at least 500 tackles, 25 INTs and 15 FFs within the first 10 years of a career, joining Charles Tillman and Nate Clements.

QB LAMAR JACKSON

✗ Jackson needs one game with a passer rating of 150-or-higher to tie Ben Roethlisberger (nine) for the most such games in NFL history.

✗ Jackson (36) needs 1 rushing TD to tie Tobin Rote and Steve McNair for 7th in all-time rushing scores among QBs.

ILB ROQUAN SMITH

✗ Smith (68) needs 2 TFL to become the third player since 2008 to record at least 1,000 tackles, 70 TFL and 10 INTs in the first nine seasons of a career, joining Lavonte David and Pro Football Hall of Famer Luke Kuechly.

✗ Smith (696) needs 4 solo tackles to become the 11th player since 2000 to record at least 700 solo tackles within the first nine seasons of a career.

2026 PRONUNCIATION GUIDE

Player	Pronunciation
Chidobe Awuzie	SHIH-doe-beh, AH-woo-ZEE-eh
Calais Campbell	cuh-LAY-us
Josh **Cuevas**	KWEV-ahs
Joe **Fagnano**	fin-YAWN-oh
Xavier **Guillory**	GIL-er-ee
Vega Ioane	VENG-uh, yo-WAHN-ay
Adisa Isaac	ah-DEE-suh
Bilhal Kone	bih-LAL, KO-nay
Gerad Lichtenhan	JARE-ed, LICK-tin-han
Nnamdi Madubuike	NAHM-dee, mad-uh-BEE-kay
David **Olajiga**	oh-la-JIG-ah
Aeneas Peebles	uh-NEE-iss, PEE-bulz
Ty **Pezza**	PEZZ-uh
Ethan **Pocic**	POH-sick
Jahquez Robinson	jah-KWEZ
Kaimon Rucker	CAY-min
Elijah **Sarratt**	suh-RAAT
K'Von Wallace	KAY-von
LaJohntay Wester	luh-ZHAHN-tay

Coach	Pronunciation
Keary Colbert	CARE-ee, KOLE-bert
Zack **Grossi**	GRAH-see
Ben **Kotwica**	cot-WEE-kuh
Anthony **Levine** Sr.	luh-VEEN
Tony **Michalek**	mah-HAWL-ick
Tyler **Santucci**	san-TOO-chee

2026 BROADCAST INFORMATION

✗ The Ravens' 2026 radio team features new "Voice of the Ravens" **Kyle Youmans**, who became the third radio play-by-play announcer in franchise history, following the retirement of Gerry Sandusky. Joining Youmans is Pro Football Hall of Famer **Rod Woodson** serving as analyst.

✗ All 2026 Ravens games can be heard on 98Rock WIYY (97.9 FM), WBAL 1090 AM/101.5 FM, www.baltimoreravens.com, in the Ravens mobile app (when fans are in the Baltimore area) and on 25 regional affiliates (listed below) spanning six states.

✗ The WBAL/98Rock pre-game show consists of **Keith Mills**, **Kirk McEwen** and **Valerie Preactor**, while post-game coverage is led by Mills and **Nick Testoni**.

✗ With a crew consisting of **David Andrade** (play-by-play), **Allen Gutierrez** (analyst) and **Victor Flores** (producer), the Spanish radio broadcast of all Ravens games can be heard on audacy.com/stations/ravensenespanol, the Ravens Mobile App and the Ravens' and Tico Sports' respective websites.

MARYLAND

✗ WBAL 1090 AM/98 ROCK - 97.9 FM - Baltimore
✗ WRNR 93.5 FM/WYRE 810 AM - Annapolis
✗ W228DI/WTOP HD4 - 93.5 FM - Silver Spring
✗ WAAI 100.9 FM/WZBH 93.5 FM - Salisbury/Delaware
✗ WARK 1490 AM/98.9 FM - Frederick/Hagerstown
✗ WBBX 106.1 FM - Pocomoke City
✗ WCMD 1230 AM/1490 AM - Cumberland

PENNSYLVANIA

✗ WYCR 98.5 FM - Gettysburg/Harrisburg

WASHINGTON, D.C.

✗ ESPN 630 AM

VIRGINIA

✗ WCHV 107.5 FM - Charlottesville
✗ WHGB 1360 AM/106.9 FM - Harrisonburg
✗ ESPN Richmond WURV-HD2/106.1 FM

WEST VIRGINIA

✗ WKLP 1390 AM - Keyser
✗ WCST 1010 AM/93.5 FM & WEPM 1300 AM/93.7 FM - Martinsburg

KENTUCKY

✗ ESPN Louisville 93.9 FM

2025 OFFENSIVE & SPECIAL TEAMS HIGHLIGHTS

RUSHING AS A UNIT

✗ Baltimore recorded 156.6 rushing yards per game and 2,662 rushing yards, both the NFL's No. 2 marks.

✗ The Ravens generated an NFL-best 25 "explosive" runs (20+ yards gained) and the league's No. 1 yards-per-carry average (5.25).

✗ 2025 marked the fourth-consecutive season in which Baltimore accumulated over 2,600 ground yards as a team, which is tied for the longest streak of any team since at least the 1970 AFL-NFL merger (Chicago, 1983-86). It's also the seventh season in which the team rushed for over 2,600 yards, which are the most such campaigns of any team since the merger.

HENRY LEADS POTENT GROUND ATTACK

✗ For the second straight season, **RB Derrick Henry** led the league's No. 2 rushing attack, producing Top 5 NFL rankings with 1,595 yards (second), 16 TDs (second) and 5.2 ypc (third). Henry was the NFL's only RB in 2025 to rank in the Top 3 in each rushing yards, rushing TDs and YPC average.

✗ Henry now ranks fourth all-time in rushing TDs (122) and 10th in rushing yards (13,018). He became the fourth NFL player ever to record over 3,000 rushing yards in his first two seasons with a franchise, joining Priest Holmes (KC), Jerome Bettis (Pit.) and Ricky Williams (NO).

HENRY'S HISTORIC RUSHING SEASON

RUSH YARDS / RBs / 2025

James Cook (Buf.)	1,621
Derrick Henry (Bal.)	**1,595**
Jonathan Taylor (Ind.)	1,585

RUSH TDs / RBs / 2025

Jonathan Taylor (Ind.)	18
Derrick Henry (Bal.)	**16**
J. Jacobs (GB)/J. Gibbs (Det.)	13

RUSH 1ST DOWNS / RBs / 2025

Jonathan Taylor (Ind.)	84
Derrick Henry (Bal.)	**79**
Kyren Williams (LAR)	74

RUSH YARDS / RBs / RAVENS

Jamal Lewis (2003)	2,066
Derrick Henry (2024)	**1,921**
Derrick Henry (2025)	**1,595**

RUSH TDs / RBs / RAVENS

Derrick Henry (2025)	**16**
Derrick Henry (2024)	**16**
Jamal Lewis (2003)	14

YAC PER RUSH / RBs / RAVENS

Derrick Henry (2024)	**4.2**
J.K. Dobbins (2020)	4.1
Derrick Henry (2025)	**3.9**

MARK ANDREWS: "TRIPLE CROWN"

REC. YARDS / RAVENS HISTORY

Mark Andrews	**6,001**
Derrick Mason	5,777
Todd Heap	5,492

RECEPTIONS / RAVENS HISTORY

Mark Andrews	**488**
Derrick Mason	471
Todd Heap	467

REC. TDs / RAVENS HISTORY

Mark Andrews	**56**
Todd Heap	41
Torrey Smith	30

TE Mark Andrews set franchise records for career receiving yards and receptions in 2025, becoming just the second TE in NFL history (Travis Kelce) to earn the receiving "Triple Crown" as a franchise's all-time leader in receiving yards, receptions and TDs.

He's also the fifth TE to lead their franchise in receiving yards, joining Travis Kelce (13,073 – Chiefs), Jason Witten (12,977 – Cowboys), Antonio Gates (11,841 – Chargers) and Ozzie Newsome (7,980 – Browns).

STOUT EARNS FIRST-TEAM ALL-PRO

Named *AP* first-team All-Pro and a Pro Bowler in 2025, P Jordan Stout tallied franchise and NFL bests in net punting average (44.9), while his gross punting average (50.1) ranked first in Ravens history and third in the NFL. He also recorded the longest punt in franchise history (74 yards) on 11/23/25 vs. NYJ. Stout signed with the New York Giants in March 2026.

JORDAN STOUT

NET PUNT AVG. / 2025

Jordan Stout (Bal.)	**44.9**
Rigoberto Sanchez (Ind.)	44.7
Ryan Wright (Sea.)	44.5
Daniel Whelan (GB)	43.9
Tress Way (Was.)	43.7

KEY OFFENSIVE CONTRIBUTORS

Despite missing four games due to injury, **QB Lamar Jackson** finished with 2,549 yards, 21 TDs, 7 INTs and a 103.8 passer rating (No. 4 in NFL). His 8.1 net yards per pass attempt tied for the NFL's third-highest rate.

WR Zay Flowers set career highs in receiving yards (1,211 - 7th in NFL, 2nd in franchise history) and catches (86 - 11th in NFL). He became the third player in franchise history with back-to-back 1,000-yard seasons.

FB Patrick Ricard earned his third *AP* All-Pro honor and his sixth Pro Bowl nod in 2025, blocking for Baltimore's No. 2 rushing offense (156.6 ypg). He was the seventh Raven to be selected to at least six Pro Bowls. Ricard signed with the New York Giants in March 2026.

C Tyler Linderbaum became the third Ravens OL (J. Ogden & M. Yanda) to be named to at least three Pro Bowls. He blocked for an offense that finished No. 2 in the NFL in rushing ypg (156.6). Linderbaum signed with the Las Vegas Raiders in March 2026.

2025 DEFENSIVE HIGHLIGHTS

RAVENS' RESURGENCE ON DEFENSE

Category	Wks 1-5 (Rk)	Wks 6-18 (Rk)
Red Zone Pct.	76.0% (31)	34.2% (1)
Rush Defense	146.4 (29)	90.1 (2)
Third-Down Pct.	44.6% (27)	34.6% (5)
Scoring (PPG)	35.4 (32)	18.4 (4)
TD / INT Pct.	13.0 (30)	1.0 (3)
Takeaways	2 (30)	18 (6)
1st Downs / Game	24.2 (32)	17.8 (10)
Opp. Passer Rating	109.8 (29)	80.7 (7)
Opp. Comp. Pct.	68.9% (24)	61.6% (10)


CB Nate Wiggins

ROOKIE REPS

Baltimore's 2025 rookie class finished with the NFL's second-most defensive snaps played (2,620), with contributions from **S Malaki Starks** (first round), **OLB Mike Green** (second round), **ILB Teddye Buchanan** (fourth round), **DL Aeneas Peebles** (sixth round), **CB Keyon Martin** (UDFA), **ILB Jay Higgins IV** (UDFA) and **S Keondre Jackson** (UDFA). Their 2,620 snaps are the most by the team since snaps first began being officially tracked in 2007.

ROOKIE DEF. SNAPS / 2025

1. Arizona 2,650
2. **Baltimore 2,620**
3. Atlanta 2,447
4. San Francisco 2,040
5. New York Jets 1,983

ROOKIE DEF. SNAPS / TEAM HISTORY

1. **2025 ..... 2,620**
2. 2014 1,538
3. 2016 1,537
4. 2020 1,533
5. 2021 1,306

MARLON MAKING PLAYS

CB Marlon Humphrey led the team in INTs (4) for the second-consecutive season. He logged 7 combined INTs (4), FFs (2) and FRs (1), which tied for the NFL's second most "defensive splash plays." He recorded his fourth season with multiple FFs, the NFL's most among DBs since his 2017 rookie season.

MARLON HUMPHREY

TAKEAWAYS + FFs / 2025 SEASON

- Nahshon Wright (Chi.) 10
- **Marlon Humphrey (Bal.) 7**
- Nate Landman (LAR) 7
- K. Byard (Chi.)/T.J. Watt (Pit.) ... 7

2+ FF SEASONS / DBs / SINCE 2017

- Vonn Bell (Cin.) 5
- **Marlon Humphrey (Bal.) 4**
- Eight tied 3



JACK OF ALL TRADES

✗ **S Kyle Hamilton** earned his second *AP* first-team All-Pro honor and his third-straight Pro Bowl nod.

✗ Hamilton was the only NFL player to play at least 130 snaps at each slot cornerback, high safety, outside linebacker and edge throughout the 2025 season. He also logged snaps at middle linebacker (59), interior line (38) and cornerback (34).

✗ He was the NFL's only safety – and just one of four defenders overall – to record at least 100 tackles (105), 1 sack (1), 2 FFs (2), 5 PD (9) and 5 TFL (7) in 2025.

RELIABLE ROQUAN

ILB Roquan Smith earned his fourth-straight Pro Bowl nod, breaking into the Ravens' Top 6 all-time tackles list. Smith finished this season with 130 tackles (76 solo), which ranked 15th in the NFL and ninth in the AFC. Over his career, he owns 1,134 tackles, which are the most through any player's first eight NFL seasons since 1987.

ROQUAN SMITH

TACKLES / SEASONS 1-8 / SINCE 1987

- **Roquan Smith (Bal.) 1,134**
- Zach Thomas (Mia.) 1,115
- **Ray Lewis (Bal.) 1,101**
- Luke Kuechly (Car.) 1,092
- Bobby Wagner (Sea.) 1,073

BALTIMORE'S STANDOUT DEFENDERS

OLB Dre'Mont Jones, acquired via trade in November, logged 17 tackles (6 solo), including 2.5 sacks, 2 TFL, a team-high 15 QBHs, 1 PD and 1 FR. Jones signed with the New England Patriots in March 2026.

NT Travis Jones enjoyed a career year, recording career highs in tackles (47), TFL (9), sacks (5), QBHs (9), FF (1) and FR (1). Jones' 5 sacks and 9 TFL are the most by a NT in single-season franchise history.

S Alohi Gilman, acquired via trade in October, finished with a career-best 89 tackles (with LA Chargers & Baltimore). Gilman signed with the Kansas City Chiefs in March 2026.

CB Nate Wiggins, in his second NFL season, finished with 76 tackles (57 solo), 3 INTs and 14 PD. His 27 PD over his first two years tie for second both in franchise history and among his 2024 draft class.

2026 COACHING INFORMATION

2026 COACHING STAFF ADDITIONS

OUTSIDE LINEBACKERS COACH: HARLAND BOWER

✗ **Harland Bower** enters his first season as an NFL coach, after spending 16 years (2010-25) in the collegiate ranks. For the past four seasons (2022-25), he served as the defensive ends coach at Duke, where in 2025, he mentored a pair of All-ACC honorees in DE Vincent Anthony Jr. and DE Wesley Williams.

PASS GAME COORDINATOR: MARCUS BRADY

✗ **Marcus Brady** enters his ninth season as an NFL coach, last serving as the Los Angeles Chargers' passing game coordinator from 2024-25. Prior to his time in L.A., he was with the Philadelphia Eagles for two seasons (2022-23) in offensive consultant roles. While with the Indianapolis Colts, he served as offensive coordinator his final two seasons (2021-22), in addition to coaching quarterbacks from 2018-20. Brady also coached in the CFL for nine seasons (2009-17), following a seven-year playing career at quarterback in the Canadian league.

SENIOR SPECIAL TEAMS COACH: RANDY BROWN

✗ **Randy Brown** enters his 19th season on the Ravens' coaching staff, after originally joining Baltimore in 2008 as a kicking consultant. Throughout his Ravens tenure, he has helped coach seven Pro Bowlers, including 2025 first-team All-Pro P Jordan Stout, who ranked No. 1 in the NFL in net (44.9) and No. 3 in gross (50.1) punting average this past season. Brown also aided in the development of rookie K Tyler Loop, who recorded a franchise-rookie-record 134 points in 2025 by connecting on 30-of-34 field goal attempts (88.2%) and 44-of-46 point after attempts (95.7%).

WIDE RECEIVERS COACH: KEARY COLBERT

✗ Entering his fourth NFL coaching season, **Keary Colbert** spent the past three years (2023-25) guiding the Denver Broncos' wide receivers. Prior to entering the NFL, he held a variety of offensive coaching positions at Florida (2022), his alma mater USC (2010, 2016-21), Alabama (2014-15) and Georgia State (2013). Originally selected by the Carolina Panthers in the second round of the 2004 NFL Draft, Colbert played six NFL seasons with the Panthers (2004-07), Broncos (2008), Seattle Seahawks (2008), Detroit Lions (2008) and Kansas City Chiefs (2011).

CHIEF OF STAFF TO THE HEAD COACH: CHRISTINA DERUYTER

✗ **Christina DeRuyter** spent the past two seasons (2024-25) serving as the Los Angeles Chargers' director of football logistics. Prior to her time in the NFL, she worked collegiately in operations and recruiting at Michigan (2021-23), Vanderbilt (2021), Texas Tech (2019-21) and Arizona (2018). A Texas A&M graduate, she also worked for the Aggies' football operations and broadcast departments as a student.

"We will build a true team built on toughness, fundamentals, a team that plays together, and we will work to be the best team in the National Football League. We will be at our best when our best is needed."

- Head Coach Jesse Minter

2026 COACHING STAFF ADDITIONS (cont.)

OFFENSIVE COORDINATOR: DECLAN DOYLE

✗ **Declan Doyle** enters his eighth NFL coaching season and his second as an offensive coordinator (2025 – Chicago Bears). While with Chicago last season, he helped the offense rank sixth in total yards (369.5 ypg), producing the league's No. 3 rushing (144.5 ypg) and No. 10 passing (225.1 ypg) attacks. Prior to his time with the Bears, Doyle served as the Denver Broncos' tight ends coach (2023-24) and as an offensive assistant for the New Orleans Saints (2019-22). His first coaching opportunity came as an offensive assistant at the University of Iowa (2016-18).

DEFENSIVE LINE COACH: LOU ESPOSITO

✗ A 25-year coaching veteran, **Lou Esposito** enters his first NFL season after last working at Michigan, where he spent the past two seasons (2024-25) coaching the defensive line. Esposito served seven seasons (2017-23) as Western Michigan's defensive coordinator and defensive line/defensive ends coach. From 2014-16, he was the inaugural head coach at Davenport University. Esposito also held assistant-coaching roles at Ferris State (2013), Western Michigan (2010-12), Saint Joseph's (Ind.) College (2004) and with the AFL's Memphis XPlorers (2002-03). His first head-coaching role came at Saint Joseph's (Ind.) College, where he led the program from 2005-09.

RUNNING BACKS COACH: EDDIE FAULKNER

✗ **Eddie Faulkner** enters his eighth NFL season and first with the Ravens after spending the previous seven years (2019-25) coaching the Pittsburgh Steelers' running backs. In 2025, he helped guide the one-two punch of Jaylen Warren and Kenneth Gainwell, who combined for nearly 1,500 rushing yards and 11 rushing touchdowns, along with 113 receptions and five receiving scores. Faulkner was also instrumental in the development of RB Najee Harris, who rushed for over 1,000 yards in each of his four seasons with Pittsburgh (2021-24) and earned Pro Bowl honors as a rookie in 2021. Prior to his time in Pittsburgh, Faulkner served as an assistant coach at North Carolina State (2013-18), Wisconsin (2012), Northern Illinois (2011), Ball State (2003-10) and Anderson University (2002). At Ball State, he spent two seasons (2009-10) as the team's offensive coordinator and running backs coach, including a stint as the program's interim head coach at the end of the 2010 campaign.

ASSISTANT OFFENSIVE LINE COACH: SHAWN FLAHERTY

✗ **Shawn Flaherty** joins the Ravens as the assistant offensive line coach after previously serving in the same capacity with the Atlanta Falcons (2023-25). He originally joined the Falcons as a football analyst in 2022. His first NFL coaching experience was with the Miami Dolphins, where he was a coaching assistant (2019-20) before being promoted to assistant offensive line coach in 2021. He began his coaching career as a graduate assistant at North Carolina State (2017-18). Flaherty played collegiately at Towson University (2013-16), starting games at both guard and center while earning a degree in business administration.

2026 COACHING STAFF ADDITIONS (cont.)

GAME MANAGEMENT COORDINATOR/DEFENSIVE ASSISTANT: CHARLIE GELMAN

✗ **Charlie Gelman** rejoins the Ravens after spending the past three seasons (2023-25) with the title of football analyst/game management for the Indianapolis Colts. He gained his first NFL experience with the Ravens, serving in a variety of roles, including football analyst (2022), coaching research intern (2021) and scouting analytics intern (2019 training camp). Before entering the NFL, Gelman spent four seasons (2018-21) as a student assistant coach at Duke, while also working as an advanced statistics analyst for the wrestling team (2017-21).

ASSISTANT WIDE RECEIVERS COACH: PRENTICE GILL

✗ **Prentice Gill** enters his first season as assistant wide receivers coach after being elevated from his previous role as a Ravens' coaching fellow, which he held for the past two years (2024-25). Prior to his NFL career, Gill spent one season (2024) at IMG Academy, following four seasons (2020-23) as co-wide receivers coach/assistant recruiting coordinator at Arizona State, and one season as an offensive analyst at Oregon (2019). He previously held graduate assistant roles at USC (2016-18) – where he worked with new Ravens wide receivers coach Keary Colbert – and at San Jose State (2015), where he primarily assisted the defensive backs.

ASSISTANT STRENGTH COACH: GREG GOINES JR.

✗ **Greg Goines Jr.** enters his first season as Baltimore's assistant strength coach after three seasons (2023-25) serving as an assistant athletic performance coach on Liberty University's football staff. Goines also held strength & conditioning positions at Auburn (2022), Georgia State (2021-22) and Clemson (2017-21). He earned a master's in sport administration from Georgia State (2022) and a bachelor's in health science from Clemson (2021).

TIGHT ENDS COACH: ZACK GROSSI

✗ **Zack Grossi** (pronounced: GRAH-see) enters his first season with Baltimore and his eighth NFL season overall, most recently serving as the Denver Broncos' pass game specialist from 2024-25. Grossi, who was Denver's offensive quality control coach from 2022-23, spent two years coaching alongside Ravens offensive coordinator Declan Doyle and three years with Joe Lombardi, the team's new senior offensive assistant coach. He previously spent time with the Tampa Bay Buccaneers' coaching staff (2016-18), while also coaching on the collegiate level at Southern University and A&M College (2020-21) and Hampton University (2019).

2026 COACHING STAFF ADDITIONS (cont.)

SENIOR ASSISTANT SPECIAL TEAMS COACH: BEN KOTWICA

✗ **Ben Kotwica** (pronounced: cot-WEE-kuh) enters his 19th NFL season after spending 2025 as the Los Angeles Rams' assistant special teams coordinator. (He was elevated to interim special teams coordinator following Week 16.) Prior to the Rams, Kotwica served as the special teams coordinator for the Denver Broncos (2023-24), assistant special teams coordinator for the Minnesota Vikings (2022) and special teams coordinator for the Atlanta Falcons (2019-20), Washington Commanders (2014-18) and New York Jets (2013). He originally joined the NFL coaching ranks with the Jets in a defensive/special teams quality control role (2007-08) and as assistant special teams coach (2009-12). He is a decorated officer who spent eight years in the Army after graduating from the United States Military Academy at West Point. Kotwica played linebacker for Army from 1993-96, and his first coaching experience began nine years following his playing career, when he served as defensive coordinator at the U.S. Military Prep Academy at West Point from 2005-06. In 2021, he returned to Army for one season where he served as the director of player development.

OFFENSIVE QUALITY CONTROL COACH: PATRICK KRAMER

✗ **Patrick Kramer** enters his sixth NFL season overall, after serving five years as the Atlanta Falcons' offensive assistant coach (2023-25) and football analyst (2021-22). Kramer worked alongside new Ravens offensive line coach & run game coordinator Dwayne Ledford and assistant offensive line coach Shawn Flaherty in Atlanta. A former quarterback at John Carroll University, Kramer also spent time coaching at Tennessee-Chattanooga (2017) and Notre Dame (2018-20), after beginning his coaching career at alma mater John Carroll (2016).

RUN GAME COORDINATOR & OFFENSIVE LINE COACH: DWAYNE LEDFORD

✗ Entering his 22nd season overall as a coach, **Dwayne Ledford** spent the past five years guiding the Atlanta Falcons' offensive line (2021-25), adding run game coordinator to his role during the 2024-25 campaigns. He also coached collegiately for 14 years at seven different schools, after retiring from the NFL following a six-year playing career as a center with four organizations (49ers, Jaguars, Panthers & Browns).

SPECIAL TEAMS COORDINATOR: ANTHONY LEVINE SR.

✗ **Anthony Levine Sr.** enters his third season as a Ravens coach and first as the special teams coordinator. Following his retirement from playing in the NFL, including 10 seasons as a special teams standout in Baltimore (2012-21), Levine Sr. first joined the league's coaching ranks as a Ravens player personnel/coaching assistant (2022), spent two years as the Titans' assistant special teams coach (2023-24) and then returned to Baltimore in the same role (2025).

2026 COACHING STAFF ADDITIONS (cont.)

SENIOR OFFENSIVE ASSISTANT COACH: JOE LOMBARDI

✗ Entering his 21st NFL coaching season, **Joe Lombardi** has experience as an offensive coordinator with three NFL franchises (Detroit Lions, Los Angeles Chargers & Denver Broncos). He most recently served as Denver's offensive coordinator from 2023-25, following two seasons (2021-22) in the same position with the Chargers. Throughout his career, Lombardi has worked closely with and mentored some of the league's top quarterbacks, including Pro Football Hall of Famer Drew Brees, Pro Bowler Justin Herbert and Bo Nix, who passed for a career-high 3,931 yards and 25 touchdowns in 2025, helping Denver clinch the AFC's No. 1 playoff seed. Lombardi is the grandson of legendary NFL coach Vince Lombardi.

PASS GAME COORDINATOR & SECONDARY: MIKE MICKENS

✗ **Mike Mickens** enters his first NFL coaching season, bringing 15 years of experience at the collegiate level. He most recently worked with cornerbacks at Notre Dame (2020-25), also serving as the defensive passing game coordinator from 2023-25. Additionally, he held assistant roles at Cincinnati (2018-19), Bowling Green (2014-17), Idaho (2013), Indiana State (2012) and his alma mater Cincinnati (2011). Mickens reunites with head coach Jesse Minter, after they previously coached on the same defensive staff at Indiana State in 2012. Mickens also played cornerback at Cincinnati, where he was coached by Minter (graduate assistant) from 2007-08.

FOOTBALL ANALYST: RICK MINTER

✗ **Rick Minter** enters his ninth season on a coaching staff with his son, Jesse Minter. The elder Minter most recently served as a senior defensive analyst for the Los Angeles Chargers (2024-25) and worked on Michigan's defensive staff from 2022-23. He has over 40 years of coaching experience at both the collegiate and professional ranks, including serving as the University of Cincinnati's head coach from 1994-2003.

DEFENSIVE ASSISTANT: MATT O'DONNELL

✗ **Matt O'Donnell** enters his sixth NFL coaching season, joining the Ravens as a defensive assistant. O'Donnell most recently spent two seasons (2024-25) with the Miami Dolphins' defensive staff under defensive coordinator Anthony Weaver, following his first NFL opportunity with the Houston Texans (2018-20), where he progressed from defensive quality control coach (2018) to defensive assistant (2019) to coordinator of football research/defensive assistant (2020). Prior to his Miami tenure, O'Donnell returned to coach at his alma mater, Brown, where he oversaw cornerbacks (2022) before becoming recruiting coordinator/defensive line coach (2023). O'Donnell also held prior defensive coaching roles at Duke (2016-17; 2021), Southern Mississippi (2014-15) and Iowa (2012-13).

DEFENSIVE QUALITY CONTROL COACH: ANDREW ROGAN

✗ **Andrew Rogan** is in his sixth season with the Ravens and first as the team's defensive quality control coach. Originally joining the Ravens in 2021 as a player personnel assistant, he has provided organizational value from both a player personnel and coaching perspective. Prior to his time in Baltimore, Rogan spent time working as a coaching/personnel/analytics intern for Army Football (2020).

2026 COACHING STAFF ADDITIONS (cont.)

INSIDE LINEBACKERS COACH: TYLER SANTUCCI

✗ **Tyler Santucci** is in his second season as Baltimore's inside linebackers coach and owns 15 years of coaching experience at the collegiate level, which includes serving as Georgia Tech's defensive coordinator/linebackers coach in 2024. In his first season (2025) with Baltimore, he helped guide ILB Roquan Smith to his fourth-consecutive Pro Bowl nod, while rookie ILB Teddye Buchanan earned PFWA All-Rookie Team honors and was named October's NFL Defensive Rookie of the Month.

ASSISTANT DEFENSIVE BACKS COACH: MILES TAYLOR

✗ **Miles Taylor** enters his second NFL coaching season after spending 2025 as a coaching fellow with the Los Angeles Chargers. Prior to his Chargers tenure, he spent five seasons (2020-24) as South Dakota's defensive backs coach. Taylor began his coaching career at Iowa (2018-19) as a graduate assistant, following a four-year (2014-17) playing career for the Hawkeyes, where he saw action in 50 games as a safety, producing 169 tackles, one interception and one fumble recovery.

SAFETIES COACH: P.J. VOLKER

✗ **P.J. Volker** enters his first NFL coaching season, bringing over 15 years of collegiate experience to the Ravens. He most recently spent seven seasons (2019-25) guiding the Naval Academy's defense, first serving as linebackers coach and later adding defensive coordinator duties in 2022. Volker made coaching stops at Kennesaw State (2017-18), Georgia State (2013-16) and Indiana State (2010-12). He was a two-time All-Conference linebacker at the College of Mount St. Joseph, where he played with Ravens head coach Jesse Minter.

DEFENSIVE COORDINATOR: ANTHONY WEAVER

✗ **Anthony Weaver** enters his 15th NFL coaching season and first as Baltimore's defensive coordinator. After two seasons (2024-25) as the Miami Dolphins' defensive coordinator, he returns to Baltimore for a third time after previously holding defensive coaching roles from 2021-23 and where he began his NFL playing career as a second-round draft pick at defensive end (2002-05). Prior to his time working with Miami, Weaver also coached defensive line units for the Houston Texans (2016-20; serving as D.C. in his final year), Cleveland Browns (2014-15), Buffalo Bills (2013) and New York Jets (2012).

QUARTERBACKS COACH: ISRAEL WOOLFORK

✗ **Israel Woolfork** enters his fifth full NFL coaching season after spending the past three years (2023-25) as the Arizona Cardinals' quarterbacks coach. He originally entered the NFL with the Cleveland Browns (2021-22) via the Bill Walsh Diversity Coaching Fellowship, where he initially worked with Cleveland's tight ends during the offseason. In 2022, he was the Browns' recipient of the Bill Willis Coaching Fellowship, assisting the quarterbacks position. Woolfork's coaching career started at Miami (Ohio), where he enjoyed a nine-year tenure as the RedHawks' wide receivers coach (2018-21), running backs coach (2015-17) and as a graduate assistant (2013-14).

RAVENS WINNING WAYS

TOP FRANCHISES / SINCE 2000

TOTAL WINS

1. New England Patriots..... 317
2. Pittsburgh Steelers 281
3. Green Bay Packers..... 275
4. Philadelphia Eagles 274
5. **Baltimore Ravens..... 271**
6. Seattle Seahawks 261

SUPER BOWL BERTHS

1. New England Patriots..... 10
2. Kansas City Chiefs 5
3. Philadelphia/Seattle 4
5. LAR/NYG/Pit./SF 3
9. **Baltimore Ravens..... 2**
Car., Den., Ind., TB 2

SUPER BOWL TITLES

1. New England Patriots..... 6
2. Kansas City Chiefs 3
3. **Baltimore Ravens..... 2**
NYG/Phi./Pit./Sea./TB 2
9. Den./GB/Ind. 1
LAR/NO..... 1

CONFERENCE TITLE GAMES

1. New England Patriots..... 14
2. Philadelphia Eagles 8
3. Kansas City Chiefs 7
San Francisco 49ers..... 7
5. Green Bay/Pittsburgh 6
7. **Baltimore Ravens..... 5**

WINNING SEASONS

1. New England, Pittsburgh.... 21
3. Green Bay Packers..... 20
4. Philadelphia, Seattle..... 19
6. **Baltimore Ravens..... 18**
7. Indianapolis Colts.....17

PLAYOFF BERTHS

1. Green Bay/New England 19
3. Philadelphia Eagles 18
4. Pittsburgh Steelers 17
5. **Baltimore Ravens..... 16**
Seattle Seahawks..... 16

PLAYOFF GAMES

1. New England Patriots..... 46
2. Philadelphia Eagles 36
3. Green Bay Packers..... 33
4. **Baltimore Ravens..... 32**
5. Seattle Seahawks 31

PLAYOFF WINS

1. New England Patriots..... 33
2. Philadelphia Eagles 20
3. **Baltimore Ravens..... 18**
Kansas City Chiefs 18
5. Seattle Seahawks 17

TWO-TIME SUPER BOWL CHAMPIONS

In a magnificent effort showcasing thrilling performances by their defense, offense and special teams units, the Baltimore Ravens won Super Bowl XXXV with a 34-7 victory over the New York Giants. Allowing the Giants a meager 152 total net yards, New York's attack crossed midfield just twice, while Baltimore's "D" posted 4 INTs. LB Ray Lewis was named the game's MVP, capping an accolade-filled season in which he was also tabbed the NFL's Defensive Player of the Year.

Baltimore defeated San Francisco, 34-31, in Super Bowl XLVII, capturing the franchise's second World Championship. After an amazing first-half performance, the Ravens took a commanding 28-6 lead. But following a bizarre, 34-minute power outage that halted play, the 49ers stormed back into contention. Clinging to a 34-29 edge late in the game, the Ravens stood firm on a pivotal goal-line stand, jamming SF on four-straight plays inside the 7-yard line. QB Joe Flacco was named the game's MVP.

PLAYOFF WINNING PERCENTAGE
- SUPER BOWL ERA / SINCE 1966 -

Rank	Team	Record	Pct.
1.	New England Patriots******	39-22	.639
2.	San Francisco 49ers****	39-24	.619
3.	New York Giants****	21-13	.618
4.	Washington Commanders***	22-17	.564
5.	**Baltimore Ravens****	**18-14**	**.563**
6.	Las Vegas Raiders***	25-20	.556
7.	Pittsburgh Steelers******	36-29	.554
8.	Green Bay Packers****	30-25	.545
9.	Dallas Cowboys*****	36-31	.537
10.	Denver Broncos***	23-21	.533

*Number of Super Bowl Titles

LAST EIGHT SEASONS
(SINCE 2018)

PLAYOFF BERTHS

1. Buffalo Bills 7
Kansas City Chiefs 7
Philadelphia Eagles 7
4. **Baltimore Ravens..... 6**
Green Bay Packers..... 6
Los Angeles Rams..... 6
7. Houston Texans 5
Pittsburgh Steelers 5
SF/Sea./TB..... 5

TOTAL WINS

1. Kansas City Chiefs 114
2. Buffalo Bills 98
3. Los Angeles Rams..... 91
4. **Baltimore Ravens..... 90**
5. Philadelphia Eagles 89
6. Seattle Seahawks 87
7. San Francisco 49ers..... 86
8. Green Bay Packers..... 85
9. Minnesota/Pittsburgh..... 78

REG. SEASON WINS

1. Kansas City Chiefs 97
2. Buffalo Bills 90
3. **Baltimore Ravens..... 87**
4. Seattle Seahawks 83
5. Green Bay Packers..... 82
Philadelphia Eagles 82

REG. SEASON HOME WINS

1. Kansas City Chiefs 51
2. Buffalo Bills 50
3. Green Bay Packers..... 48
4. Los Angeles Rams..... 44
Pittsburgh Steelers 44
6. **Bal./Phi./Dal./Mia. 43**

REG. SEASON ROAD WINS

1. Kansas City Chiefs 46
2. **Baltimore Ravens..... 44**
3. Seattle Seahawks 43
4. Buffalo Bills 40
San Francisco 49ers..... 40
6. Philadelphia Eagles 39

REG. SEASON PRIMETIME WINS

1. Kansas City Chiefs 30
2. Green Bay Packers..... 26
3. Philadelphia Eagles 24
San Francisco 49ers..... 24
5. **Baltimore Ravens..... 23**
6. Dallas Cowboys..... 22

REG. SEASON PRIMETIME ROAD WINS

1. **Baltimore Ravens..... 13**
Kansas City Chiefs 13
3. Dallas Cowboys..... 12
4. Buffalo Bills 11
5. Green Bay/New England 10

INTERCONFERENCE WINS

1. **Baltimore Ravens..... 29**
Kansas City Chiefs 29
3. Buffalo Bills 27
4. Seattle Seahawks 26
5. GB/LA Rams/Phi. 24

SUPER BOWL SUCCESS

The Ravens are one of eight franchises (also KC, NE, NYG, Phi., Pit., Sea. and TB) to win multiple Super Bowls since 2000.

HEAD COACH JESSE MINTER

JESSE MINTER

1ST SEASON AS RAVENS HEAD COACH

" This is a guy who impressed a lot of people on the interview circuit. He's got incredible emotional intelligence. This is a guy who's been able to connect with players, who's been able to get the most out of players. I think this ends up looking like one of the smarter hires in the market, which shouldn't be any surprise because it's the Ravens."

- SI.com's Albert Breer on Jesse Minter

MINTER BECOMES RAVENS' FOURTH HEAD COACH

Jesse Minter was named the Baltimore Ravens' fourth head coach on Jan. 22, 2026, following John Harbaugh (2008-25), Brian Billick (1999-2007) and Ted Marchibroda (1996-98).

✗ Minter, 43, leads the team that first hired him as an NFL coach after four seasons in Baltimore (2017-20), during which the Ravens secured three postseason berths and back-to-back AFC North Division crowns (2018-19).

✗ Minter helped Baltimore rank No. 2 in total defense (312.1 ypg) in the NFL over that four-year span. The Ravens produced NFL bests in a number of categories, including points allowed per game (18.4), net yards per pass allowed (6.0), TDs allowed (124), defensive passer rating (79.5) and yards allowed per play (5.0, tied).

MINTER BY THE NUMBERS

7 — PRO BOWLS BY 4 DEFENDERS COACHED IN LAC

7TH — NFL SEASON AS A COACH (1ST AS HC)

6 — PLAYOFF GAMES COACHED IN

5 — PLAYOFF BERTHS IN 6 NFL SEASONS

4 — NFL SEASONS RANKED TOP 10 IN YPG ALLOWED

1 — TOP SCORING DEFENSE BY LAC (17.7 PPG IN 2024)

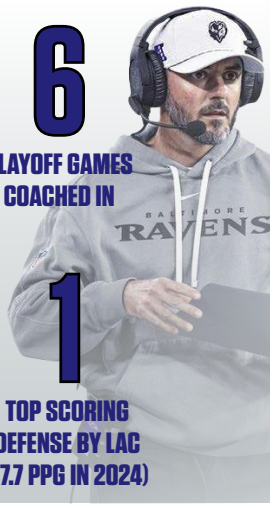

Minter served as Michigan's DC from 2022-23. In 2023, he led the nation's top-ranked defense, which allowed only 247.0 ypg and 10.4 ppg, helping the Wolverines win the CFP National Championship.

A PROMISING START

✗ The Ravens secured a 41-23 victory at Indianapolis in Jesse Minter's Week 1 debut as head coach. Baltimore recorded 506 total net yards, second most in a Week 1 NFL head coaching debut since the 1970 NFL merger (Mike Martz, STL – 513 yards), while their 41 points scored are tied with Martz and Joe Walton (1983) for third most in a head-coaching debut since the merger.

✗ Their 31 first-half points are the second most in a half in a Week 1 game in franchise history.

✗ It marked the first time in single-game franchise history the team produced a 300-yard passer (Lamar Jackson), 150-yard receiver (Zay Flowers) and a 100-yard rusher (Derrick Henry).

MOST NET YARDS IN FIRST GAME AS HEAD COACH
(SINCE 1970 NFL MERGER)

Rk.	Coach (Team)	Date/Opponent	Net Yards
1.	Mike Martz (STL)	9/4/2000 vs. Den.	513
2.	**Jesse Minter (Bal.)**	**9/13/2026 at Ind.**	**506**
3.	John Ralston (Den.)	9/17/1972 vs. Hou.	478

MOST POINTS SCORED IN FIRST GAME AS HEAD COACH
(SINCE 1970 NFL MERGER)

Rk.	Coach (Team)	Date/Opponent	Points Scored
1.	Bud Carson (Cle.)	9/10/1989 at Pit.	51
2.	Sean McVay (LAR)	9/10/2017 vs. Ind.	46
3.	**Jesse Minter (Bal.)**	**9/13/2026 at Ind.**	**41**
	Mike Martz (STL)	9/4/2000 vs. Den.	41
	Joe Walton (NYJ)	9/4/1983 vs. SD	41

MOST POINTS SCORED IN A HALF IN WEEK 1
(FRANCHISE HISTORY)

Rk.	Date/Opponent (Coach)	Points Scored (Half)
1.	9/8/2019 at Mia. (Harbaugh)	42 (1st)
2.	**9/13/2026 at Ind. (Minter)**	**31 (1st)**
3.	9/9/2018 vs. KC (Harbaugh)	28 (2nd)
4.	9/10/2012 vs. Cin. (Harbaugh)	29 (2nd)

COACH MINTER'S CAREER STOPS

Team	Position	Years
Baltimore Ravens	**Head Coach**	**2026**
Los Angeles Chargers	Defensive Coordinator	2024-25
Michigan	Defensive Coordinator	2022-23
Vanderbilt	Defensive Coordinator/Safeties	2021
Baltimore Ravens	Defensive Backs	2020
Baltimore Ravens	Assistant Defensive Backs	2019
Baltimore Ravens	Defensive Assistant	2017-18
Georgia State	Defensive Coordinator	2013-16
Indiana State	Defensive Coordinator	2011-12
Indiana State	Linebackers	2009-10
University of Cincinnati	Graduate Assistant	2007-08
Notre Dame	Defensive Intern	2006

RAVENS DEFENSIVE NOTES



ANTHONY WEAVER

1ST SEASON AS RAVENS DEFENSIVE COORDINATOR

"Coach Weaver is a tremendous man – what he stands for, how he vibes, how he rolls, how encouraging he is, the teacher that he is. I just think it's awesome having him back in the building, and when you have great people around, it just inspires you even more to do things the right way."

-Head coach Jesse Minter on Anthony Weaver's character

DEFENSIVE FAST FACTS

✗ Since 1996, the Ravens have posted a Top 10 scoring defense in 19 of 30 seasons, including the No. 1 units in 2000 (10.3 ppg allowed), 2006 (12.6 ppg allowed) and 2023 (16.5 ppg allowed).

✗ Baltimore has boasted 20 Top 10 defenses (yards allowed per game) since 1996, including the No. 6 unit (301.4) in 2023 and the No. 10 unit (324.2) in 2024.

✗ The Ravens have had 18 Top 10 red zone defenses since 1996, including the No. 6 unit (50.8%) in 2025.

✗ Baltimore's defense has ranked in the Top 10 in rush defense (rushing yards allowed per game) on 22 occasions since 1996, including the No. 10 mark (106.6) in 2025.

✗ Baltimore recorded 57 straight games with at least 1 sack from 2021-25, which is the eighth-longest streak in NFL history (since sacks became an official stat in 1982).

Baltimore permitted 7-of-40 (17.5%) third downs from Weeks 9-11, which is tied for the lowest rate over a three-game span in team history (2011 - Weeks 11-13).

RAVENS 2025 DEFENSIVE RANKINGS SINCE WEEK 8

PASSES DEFENSED

1.	Jacksonville	57
2.	Houston	56
3.	**Baltimore**	**54**
4.	Pittsburgh	47
5.	Phi./Sea	46

OPP. OFFENSIVE TDs SCORED

1.	**Baltimore**	**15**
	LA Chargers	15
	Philadelphia	15
4.	Min./NO/Sea	16
7.	Den./Jax.	18

QB HITS

1.	Denver	77
2.	**Baltimore**	**66**
3.	Cleveland	65
4.	Minnesota	64
5.	Philadelphia	61

RED ZONE DEFENSE

1.	**Baltimore**	**31.0%**
2.	Minnesota	41.9%
3.	Cleveland	48.3%
	Denver	48.3%
5.	Indianapolis	48.8%

STANDARD OF GREATNESS

RAVENS DEFENSIVE RANKS SINCE 2000

1 POINTS ALLOWED PER GAME 18.8	**1** THIRD-DOWN DEFENSE 35.4%	**1** RUSHING YARDS ALLOWED PER GAME 94.4
1 RED ZONE DEFENSE 46.6%	**1** OFFENSIVE TDs ALLOWED 777	**1** OPPONENT 3-AND-OUT PCT. 36.9%
1 SUCCESSFUL DEFENSIVE PLAY PCT. 58.9%	**1** OPPONENT COMPLETION PCT. 59.7%	**1** OPPONENT PASSER RATING 79.3
1t DEFENSIVE TAKEAWAYS 686	**2** DEFENSIVE TDs SCORED 72	**2** TOTAL YARDS ALLOWED PER GAME 309.8
2 FOURTH-DOWN DEFENSE 45.5%	**3** DEFENSIVE INTERCEPTIONS 433	**5** TOTAL SACKS 1,052

COACH WEAVER'S CAREER STOPS

Team	Position	Years
Baltimore Ravens	**Defensive Coordinator**	**2026**
Miami Dolphins	Defensive Coordinator	2024-25
Baltimore Ravens	Asst. HC/DL	2022-23
Baltimore Ravens	Run Game Coord./DL	2021
Houston Texans	Defensive Coordinator/DL	2020
Houston Texans	Defensive Line	2016-19
Cleveland Browns	Defensive Line	2014-15
Buffalo Bills	Defensive Line	2013
New York Jets	Assistant Defensive Line	2012
North Texas	Linebackers	2011

Weaver enjoyed a seven-year NFL playing career, appearing in 103 games (98 starts) with Baltimore (2002-05) and Houston (2006-08). He totaled 260 tackles, 15.5 sacks, 3 interceptions, 21 passes defensed, 5 forced fumbles and 5 fumble recoveries. Weaver was selected by Baltimore in the second round (52nd overall) of the 2002 NFL Draft.

RAVENS OFFENSIVE NOTES

DECLAN DOYLE

1ST SEASON AS RAVENS OFFENSIVE COORDINATOR

"The No. 1 thing that stands out the moment you meet Declan is you sense a highly intelligent person, a guy that's been around the game and a guy that understands the game. He understands the game from a multitude of different perspectives. I think he's a really bright young coach that has a really good future in front of him."

- Bears DC and former Saints HC Dennis Allen on his time spent coaching alongside Declan Doyle

RAVENS "O" SINCE 2019

BALTIMORE'S TOP OFFENSIVE RANKS (2019-26)

POINTS SCORED PER GAME

1. Buffalo 27.7
2. **Baltimore 27.1**
3. Dallas 26.9
4. San Francisco 26.1

YARDS PER PLAY

1. San Francisco 6.0
2. **Baltimore 5.9**
3. Buffalo/Detroit 5.8
   Kansas City/Green Bay 5.8

YARDS PER RUSH ATTEMPT

1. **Baltimore 5.3**
2. Arizona 4.7
3. Buffalo 4.6
   Philadelphia 4.6

PASSER RATING

1. Green Bay 101.8
2. San Francisco 99.3
3. Seattle 98.9
4. **Baltimore 98.2**

FIRST DOWNS PER GAME

1. Buffalo 22.3
   Kansas City 22.3
3. Dallas 22.1
4. **Baltimore 21.5**

TOTAL YARDS PER GAME

1. Dallas 377.9
2. **Baltimore 374.6**
3. San Francisco 374.1
3. Buffalo 374.0

RUSHING YARDS PER GAME

1. **Baltimore 171.9**
2. Philadelphia 140.3
3. Buffalo 132.1
4. San Francisco 129.3

EXPLOSIVE PLAYS

1. San Francisco 940
2. **Baltimore 927**
3. Buffalo 919
4. Detroit 884

TOUCHDOWNS SCORED

1. Buffalo 390
2. **Baltimore 367**
3. Detroit 361
4. San Francisco 359

OFFENSIVE EPA

1. Kansas City 606.4
2. Buffalo 559.2
3. Green Bay 533.3
4. **Baltimore 427.6**

DOYLE'S COACHING BACKGROUND

Team	Position	Years
Baltimore Ravens	**Offensive Coordinator**	**2026**
Chicago Bears	Offensive Coordinator	2025
Denver Broncos	Tight Ends	2023-24
New Orleans Saints	Offensive Assistant	2019-22
Iowa	Offensive Assistant	2016-18

DOYLE'S HISTORIC RAVENS DEBUT

✗ In Doyle's first NFL game as a primary playcaller in the Week 1 victory at Indianapolis (9/13), Baltimore's offense recorded 506 total net yards, second most in a Week 1 in franchise history.

✗ Doyle's playcalling saw head coach Jesse Minter, also in his Baltimore debut, record the second-most yards in a Week 1 NFL head-coaching debut since the 1970 NFL Merger (Mike Martz, STL - 513 yards).

✗ Additionally, the offensive performance ranks among the best in Ravens' Week 1 history in explosive plays (12 - tied-first since 2000), yards per play (7.9 - third), points scored (41 - fourth) and offensive EPA (8.9 - fifth since 2000).

✗ It marked the first time in single-game franchise history the team produced a 300-yard passer (Lamar Jackson - 324), 150-yard receiver (Zay Flowers - 150) and a 100-yard rusher (Derrick Henry - 144).

✗ Baltimore's 31 first-half points are also the second most in a half in a Week 1 game in franchise history.

RUSHING FAST FACTS

✗ The Ravens' 3,296 rushing yards in 2019 marked the most ever in a 16-game NFL season, while their 3,071-yard rushing output in 2020 marked the third most ever recorded in such seasons.

✗ Since the franchise's 1996 inception, Baltimore has rushed for at least 100 rushing yards in an NFL-high 330 games. The Ravens' 224 outings with at least 125 rushing yards, 156 with at least 150 rushing yards, 63 with at least 200 rushing yards and 23 with at least 250 also each mark the NFL's most.

✗ Since 1996, Baltimore is 117-38-1 when rushing for at least 150 yards, 54-8 when rushing for at least 200 yards and 22-1 when reaching 250 rushing yards.

2026 WEEK 1 OFFENSIVE RANKINGS

1 YARDS PER PLAY 7.91	**1** EXPLOSIVE PLAYS 12	**2** TOTAL NET YARDS 506
4 FIRST DOWN PCT. 35.9%	**5** YARDS PER RUSH 5.5	**6** TOTAL OFFENSIVE EPA 8.9

RAVENS SPECIAL TEAMS NOTES

ANTHONY LEVINE SR.

1ST SEASON AS RAVENS SPECIAL TEAMS COORDINATOR

"I just picture Anthony Levine Sr. as the face of Baltimore special teams. He was that as a player; he was the captain of our special teams. He did that at a very high level under multiple coaches here. He's now been into the coaching ranks for four years. He's earned this position. This isn't like he was just handed this position; he's earned the right to be in this position, and he'll be a great leader for our special teams."

- Ravens Head Coach Jesse Minter

BALTIMORE HAS BEEN SPECIAL IN THIS PHASE

BALTIMORE'S TOP ST RANKS
(SINCE 2000)

FIELD GOAL PERCENTAGE

1. **Baltimore 87.0%**
2. New England 85.6%
3. Indianapolis 85.3%
4. New York Giants..... 84.7%
5. Pittsburgh..... 84.0%

YARDS PER PUNT RETURN

1. Chicago 10.4
2. **Baltimore 10.3**
   New England 10.3
4. Detroit..... 10.1
5. Philadelphia..... 9.9

STARTING FIELD POSITION MARGIN

1. New England 2.9
2. **Baltimore 1.6**
3. Seattle 1.5
4. Kansas City..... 1.0
5. New Orleans..... 0.9

PUNT RETURNS OF 20+ YARDS

1. Chicago 120
2. **Baltimore 115**
3. Kansas City..... 111
4. Buffalo 106
5. New England 104

PCT. OF PUNTS DOWNED INSIDE 20

1. Kansas City..... 38.4%
2. **Baltimore 37.0%**
   New England 37.0%
4. Seattle 36.3%
5. Tennessee..... 36.2%

SPECIAL TEAMS EPA

1. New England 507.5
2. Chicago 425.4
3. **Baltimore 380.4**
4. Seattle 256.4
5. Las Vegas 243.9

NO. 2 KOR AVERAGE SINCE 2000

Since 2000, Baltimore owns the NFL's No. 2 KOR average (23.9). Additionally, the Ravens are tied for the second-longest KOR-TD since 2000 (Jacoby Jones, 10/14/12 vs. Dal.).

NFL KICKOFF RETURN AVERAGE
(SINCE 2000)

Rk.	Team	KOR	Yards	Avg.	Long	TDs
1.	NY Jets	1,341	32,119	24.0	107t	21
2.	**Baltimore**	**1,165**	**27,795**	**23.9**	**108t**	**10**
3.	Detroit	1,319	30,879	23.4	105t	7
4.	Minnesota	1,314	30,626	23.3	109t	15
5.	New Orleans	1,258	29,288	23.2	106t	6

A RICH HISTORY OF SPECIAL TEAMS

12 PRO BOWL SPECIALISTS

✗ 12 Ravens specialists have earned 23 combined Pro Bowl honors since the franchise's 1996 inception: ST Brendon Ayanbadejo (2008), LS Morgan Cox (2015-16 & 2019-20), K Billy Cundiff (2010), RS Devin Duvernay (2021-22), RS Jacoby Jones (2012), P Sam Koch (2015), RS Jermaine Lewis (1998 & 2001), P Jordan Stout (2025), K Matt Stover (2000), ST Adalius Thomas (2003), ST Bennie Thompson (1998) and K Justin Tucker (2013, 2016 & 2019-23).

RAVENS' RETURN MEN SOAR

✗ Dating back to 2011, seven different Ravens have returned punts for touchdowns: WR Michael Campanaro, WR Kaelin Clay, WR Tandon Doss, CB Cyrus Jones, WR Jacoby Jones, WR Tylan Wallace and DB Lardarius Webb.

SPECIAL TEAMS SPARK PLUG

In 2025, undrafted rookie free agent **S Keondre Jackson** emerged as a key special teams contributor, finishing with 13 ST tackles (10 solo), 1 FF, 1 FR and 1 blocked extra point. His 13 ST stops tied for seventh among all 2025 rookies and rank second since 2000 among undrafted Ravens rookies, trailing only Bart Scott (16 in 2002).

MOST SPECIAL TEAMS TACKLES
(RAVENS UNDRAFTED ROOKIES / SINCE 2000)

Rk.	Player (Season)	GP	ST Tkl.	FFs	FRs
1.	Bart Scott (2002)	16	16	0	0
2.	**Keondre Jackson (2025)**	**12**	**13**	**1**	**1**
3.	Chris Board (2018)	16	12	0	0
4.	Patrick Onwuasor (2016)	11	11	0	1
	B.J. Ward (2005)	15	11	0	1
6.	Jameel McClain (2008)	16	9	0	0

✗ On 11/9/25 (at Min.), Jackson made one of key plays of the game en route to the Ravens' 27-19 victory, punching the ball away on WR Myles Price's kick return and pouncing on the fumble to give Baltimore possession in Minnesota territory. With that takeaway, he became the first Raven to recover their own forced fumble on special teams since 2000 (when play-by-play data was first officially tracked).

LEVINE'S CAREER STOPS

Team	Position	Years
Baltimore Ravens	**Special Teams Coordinator**	**2026**
Baltimore Ravens	Assistant Special Teams Coach	2025
Tennessee Titans	Assistant Special Teams Coach	2023-24
Baltimore Ravens	Player Personnel/Coaching Asst.	2022

RAVENS PERSONNEL NOTES

ERIC DeCOSTA

31ST SEASON WITH RAVENS
8TH AS EXECUTIVE VICE PRESIDENT & GM

"Integrity is important to me. Passion for the game is important to me. Work ethic, dependability, growth mindset and grit all factor in. Anyone can watch tape and assess how good a player can catch a football or bend his knees or make a tackle in space or block somebody. But to me, the secret sauce is really knowing the person behind the tape."

- EVP & GM Eric DeCosta on what he values in a prospect

HOMEGROWN PRO BOWLERS

RAVENS HOMEGROWN PRO BOWLERS (37)

(SINCE 1996 INCEPTION / EARNED DURING TIME WITH RAVENS)

Drafted (Rd.)	Name	Pro Bowls
1996 (1st)	LB Ray Lewis	13
1996 (1st)	T Jonathan Ogden	11
2002 (1st)	S Ed Reed	9
2007 (3rd)	G Marshal Yanda	8
2003 (1st)	OLB Terrell Suggs	7
2012 (RFA)	K Justin Tucker #	7
2006 (1st)	DT Haloti Ngata	5
2017 (RFA)	**FB Patrick Ricard #**	**6**
1997 (1st)	OLB Peter Boulware	4
2010 (RFA)	LS Morgan Cox #	4
2017 (1st)	CB Marlon Humphrey	4
2018 (1st)	QB Lamar Jackson	4
2014 (1st)	LB C.J. Mosley	4
2018 (3rd)	TE Mark Andrews	3
2022 (1st)	**S Kyle Hamilton**	**3**
2022 (1st)	**C Tyler Linderbaum**	**3**
1999 (1st)	CB Chris McAlister	3
2008 (2nd)	RB Ray Rice	3
2020 (3rd)	WR/RS Devin Duvernay	2
2018 (3rd)	T Orlando Brown Jr.	2
2023 (1st)	**WR Zay Flowers**	**2**
2001 (1st)	TE Todd Heap	2
2016 (5th)	OLB Matthew Judon	2
1996 (5th)	WR/RS Jermaine Lewis	2
2020 (3rd)	DT Nnamdi Madubuike	2
2007 (4th)	FB Le'Ron McClain	2
2000 (6th)	OLB Adalius Thomas	2
2016 (1st)	T Ronnie Stanley	2
2007 (1st)	G Ben Grubbs	1
2020 (RFA)	QB Tyler Huntley #	1
2013 (4th)	FB Kyle Juszczyk	1
2006 (6th)	P Sam Koch	1
2000 (1st)	RB Jamal Lewis	1
2020 (1st)	LB Patrick Queen	1
2002 (RFA)	LB Bart Scott #	1
2022 (4th)	**P Jordan Stout**	**1**
2013 (3rd)	DT Brandon Williams	1

Undrafted Rookie Free Agent **Bold Indicates 2025 Pro Bowler**

FIRST-ROUND FINDS

There have been 82 combined Pro Bowls earned by the 34 Ravens tabbed in the first round from 1996-26. These selections have also earned multiple POTY Awards, two NFL MVP honors, two Super Bowl MVPs and three HOF inductions.

RAVENS ALL-TIME FIRST-ROUND DRAFT PICKS

Year	Name	Pick	Pro Bowls
1996	T Jonathan Ogden * !	4	11
1996	LB Ray Lewis + + ~ !	26	13
1997	LB Peter Boulware *	4	4
1998	CB Duane Starks	10	
1999	CB Chris McAlister	10	3
2000	RB Jamal Lewis * =	5	1
2000	WR Travis Taylor	10	
2001	TE Todd Heap	31	2
2002	S Ed Reed * + !	24	9
2003	OLB Terrell Suggs * +	10	7
2003	QB Kyle Boller	19	
2005	WR Mark Clayton *	22	
2006	DT Haloti Ngata *	12	5
2007	G Ben Grubbs *	29	2
2008	QB Joe Flacco ^ ~	18	1
2009	T Michael Oher *	23	
2011	CB Jimmy Smith	27	
2013	S Matt Elam	32	
2014	LB C.J. Mosley *	17	5
2015	WR Breshad Perriman	26	
2016	T Ronnie Stanley	6	2
2017	CB Marlon Humphrey	16	4
2018	TE Hayden Hurst	25	
2018	QB Lamar Jackson % %	32	4
2019	WR Marquise Brown	25	
2020	ILB Patrick Queen *	28	1
2021	WR Rashod Bateman	27	
2021	OLB Odafe Oweh *	31	
2022	S Kyle Hamilton *	14	3
2022	C Tyler Linderbaum *	25	3
2023	WR Zay Flowers	22	2
2024	CB Nate Wiggins	30	
2025	S Malaki Starks	27	
2026	G Vega Ioane	14	

% NFL MVP ~ Super Bowl MVP + Defensive Player of the Year
= Offensive Player of the Year ! Pro Football Hall of Fame
* All-Rookie Team ^ NFL Rookie of the Year (Fan Vote)

FIRST-ROUND PRO BOWLERS

19

The Ravens' 19 first-round selections who've earned Pro Bowl honors since 1996 rank No. 1 in the NFL. The Jets rank second with 17, while the Cowboys & Commanders are third with 16 over the 30-year span.

Eric DeCosta has been with the franchise since Day One, first beginning as an intern during the inaugural 1996 season and then ascending to the personnel department's chief decision-maker in 2019. Prior to being named EVP/GM – succeeding the legendary Ozzie Newsome – DeCosta received GM interview offers annually from multiple teams. However, he never seriously considered leaving Baltimore, which has always aligned perfectly with what he envisioned to be his dream job.



OZZIE NEWSOME

31ST SEASON WITH RAVENS
36TH SEASON IN FRONT OFFICE ROLE

"Ozzie and I have always been very different in a lot of ways, but so aligned. It's a special relationship in my life. I've learned a lot of football, but honestly, just a lot more about being a good person. So, I am extremely happy that Ozzie is going to play such a significant role moving forward for this organization."

- EVP & GM Eric DeCosta on his relationship with EVP Ozzie Newsome

PRO BOWL PROPENSITY

There have been 138 combined Pro Bowl selections among players who were drafted by the Ravens. (These include selections while playing for Baltimore and, in some cases, selections later playing for another team.)

The 138 combined Pro Bowl selections among players who were drafted by Baltimore rank as the NFL's most since the Ravens' 1996 inception.

MOST PRO BOWL SELECTIONS
- PLAYERS DRAFTED SINCE 1996 -

Rk.	Team	Pro Bowls
1.	**Baltimore Ravens**	**138**
2.	Dallas Cowboys	120
3.	Kansas City Chiefs	115
4.	Pittsburgh Steelers	99
5.	New England Patriots	96

✗ The Ravens have had 63 different players earn Pro Bowl honors while playing for them since the team's 1996 inception. Of those, 37 are homegrown (32 drafted and 5 rookie free agents).

ALL-PRO DRAFT PICKS

Led by Ozzie Newsome & Eric DeCosta, Baltimore has drafted a league-high 20 players who've earned *AP* first-team All-Pro honors since 1996. Including undrafted rookies LS Morgan Cox, FB Patrick Ricard & K Justin Tucker, the Ravens have produced 23 "homegrown" first-team All-Pros since their 1996 inception.

MOST DRAFT CHOICES TO EARN FIRST-TEAM ALL-PRO
(1996-2025)

1. **Baltimore .. 20**
2. Kansas City.... 17
3. New England .. 16
4. Dallas 15
   San Francisco .. 15

*Not earned w/ Ravens

Mark Andrews (1)
Devin Duvernay (1)
Kyle Hamilton (2)
Marlon Humphrey (2)
Lamar Jackson (3)
Kyle Juszczyk* (2)
Jamal Lewis (1)
Jermaine Lewis (1)
Ray Lewis (7)
Chris McAlister (1)
Le'Ron McClain (1)
Haloti Ngata (2)
Jonathan Ogden (4)
Kelechi Osemele* (1)
Ed Reed (5)
Ronnie Stanley (1)
Jordan Stout (1)
Terrell Suggs (1)
Adalius Thomas (1)
Marshal Yanda (2)

SUCCESS ACROSS THE DRAFT BOARD

1ST ROUND

Jonathan Ogden ('96), Ray Lewis ('96), Peter Boulware ('97), Chris McAlister ('99), Jamal Lewis ('00), Todd Heap ('01), Ed Reed ('02), Terrell Suggs ('03), Haloti Ngata ('06), Ben Grubbs ('07), Joe Flacco ('08), Michael Oher ('09), Jimmy Smith ('11), C.J. Mosley ('14), Ronnie Stanley ('16), Marlon Humphrey ('17), Lamar Jackson ('18), Patrick Queen ('20), Rashod Bateman ('21), Odafe Oweh ('21), Kyle Hamilton ('22), Tyler Linderbaum ('22), Zay Flowers ('23), Nate Wiggins ('24), Malaki Starks ('25)

2ND ROUND

Jamie Sharper ('97), Anthony Weaver ('02), Ray Rice ('08), Paul Kruger ('09), Torrey Smith ('11), Courtney Upshaw ('12), Kelechi Osemele ('12), Tyus Bowser ('17), J.K. Dobbins ('20), Roger Rosengarten ('24), Mike Green ('25)

3RD ROUND

Casey Rabach ('01), Marshal Yanda ('07), Lardarius Webb ('09), Brandon Williams ('13), Orlando Brown Jr. ('18), Mark Andrews ('18), Devin Duvernay ('20), Nnamdi Madubuike ('20), Malik Harrison ('20), Brandon Stephens ('21), Travis Jones ('22), Trenton Simpson ('23)

4TH ROUND

Edwin Mulitalo ('99), Edgerton Hartwell ('01), Jarret Johnson ('03), Le'Ron McClain ('07), Dennis Pitta ('10), Kyle Juszczyk ('13), Za'Darius Smith ('15), Tavon Young ('16), Anthony Averett ('18), Justice Hill ('19), Ben Powers ('19), Tylan Wallace ('21), Daniel Faalele ('22), Isaiah Likely ('22), Tavius Robinson ('23), Teddye Buchanan ('25)

5TH ROUND

Jermaine Lewis ('96), Dawan Landry ('06), Arthur Jones ('10), Pernell McPhee ('11), Rick Wagner ('13), Nick Boyle ('15), Matthew Judon ('16), Broderick Washington ('20)

6TH ROUND

Adalius Thomas ('00), Chester Taylor ('02), Sam Koch ('06), Tyrod Taylor ('11), Ryan Jensen ('13), Darren Waller ('15), Chuck Clark ('17), Bradley Bozeman ('18), DeShon Elliott ('18)

7TH ROUND

DeAngelo Tyson ('12), Michael Campanaro ('14), Zach Sieler ('18), Geno Stone ('20)

RFA

Mike Flynn ('97), Priest Holmes ('97), Will Demps ('02), Bart Scott ('02), Ma'ake Kemoeatu ('02), Jameel McClain ('08), Dannell Ellerbe ('09), Morgan Cox ('10), Josh Bynes ('11), Justin Tucker ('12), James Hurst ('14), Zach Orr ('14), Patrick Onwuasor ('16), Michael Pierce ('16), Matt Skura ('16), Patrick Ricard ('17), Chris Board ('18), Gus Edwards ('18), Patrick Mekari ('19), Tyler Huntley ('20), Ar'Darius Washington ('21), Keaton Mitchell ('23)

Ozzie Newsome's legacy is unlike any the game has seen. Known throughout all of sports as a premier leader, he is a Hall of Fame player, the architect of Baltimore's 2000 and 2012 Super Bowl championship teams and an elite evaluator who became the NFL's first African American GM. In 2019, his longtime top lieutenant, Eric DeCosta, took over as the Ravens' EVP & GM. However, Newsome maintains a significant role within the organization as its executive vice president.

RAVENS IRONMEN / TURNOVER NOTES

RAVENS IRONMEN

CONSECUTIVE GAMES PLAYED / ACTIVE STREAKS

Rk.	Player	Games	Years
1.	Trenton Simpson	40	2023-present
2.	Mark Andrews	35	2024-present
	Nick Moore	35	2024-present
	Zay Flowers	35	2024-present
	Derrick Henry	35	2024-present
	Roger Rosengarten	35	2024-present
7.	Andrew Vorhees	30	2024-present

CONSECUTIVE GAMES PLAYED / REG. SEASON STREAKS

Rk.	Player	Games	Years
1.	Sam Koch	239	2006-20
2.	Justin Tucker	212	2012-24
3.	Jarret Johnson	129	2003-11
4.	Joe Flacco	122	2008-15
5.	Anthony Levine Sr.	117	2013-20
6.	Peter Boulware	111	1997-2003

CAREER GAMES PLAYED / REG. SEASON

Rk.	Player	Games	Years
1.	Sam Koch	256	2006-21
2.	Terrell Suggs	229	2003-18
3.	Ray Lewis	228	1996-2012
4.	Justin Tucker	212	2012-25
5.	Matt Stover	207	1996-2008
6.	Jonathan Ogden	177	1996-2007
	Marshal Yanda	177	2007-19
8.	Morgan Cox	165	2010-20
9.	Joe Flacco	163	2008-18
10.	Ed Reed	160	2002-12
11.	Anthony Levine Sr.	146	2012-21
12.	Jarret Johnson	143	2003-11
13.	Chris McAlister	135	1999-2008
	Haloti Ngata	135	2006-14
15.	Mike Flynn	134	1998-2007
	Kelly Gregg	134	2001-10
17.	Todd Heap	133	2001-10
18.	**Marlon Humphrey**	**132**	**2017-present**
	Patrick Ricard	132	2017-present
20.	Jimmy Smith	128	2011-21
21.	Lardarius Webb	127	2009-17
22.	Peter Boulware	126	1997-2005
23.	Brandon Williams	123	2013-21
24.	**Mark Andrews**	**122**	**2018-present**
25.	**Ronnie Stanley**	**121**	**2016-present**
26.	**Lamar Jackson**	**117**	**2018-present**
27.	Cornell Brown	109	1997-04
	Bart Scott	109	2002-08
29.	Edwin Mulitalo	106	1999-2006
30.	Brent Urban	102	2015-25

TURNOVER MARGIN SINCE 2000

Since 2000, the Ravens boast the NFL's fifth-best turnover differential (+84).

NFL'S TOP TURNOVER DIFFERENTIALS
(2000-26)

Rk.	Team	Takeaways	Giveaways	Turnover Diff.
1.	New England	722	519	+203
2.	Green Bay	692	563	+129
3.	Seattle	682	586	+96
4.	Kansas City Chiefs	658	564	+94
5.	**Baltimore**	**712**	**628**	**+84**

TURNOVER MARGIN AT HOME

Baltimore owns a +90 differential at home since 2000, ranking third in the league.

NFL'S TOP TURNOVER DIFFERENTIALS / AT HOME
(2000-26)

Rk.	Team	Takeaways	Giveaways	Turnover Diff.
1.	New England	374	250	+124
2.	Green Bay	374	266	+108
3.	**Baltimore**	**394**	**304**	**+90**
4.	Pittsburgh	371	283	+88
5.	Seattle	363	283	+80

TURNOVER TABLE SINCE 2000

Year	TA/TO	Plus/Minus	Record
2026	2/1	+1	1-0
2025	20/23	-3	8-9
2024	17/11	+6	12-5
2023	31/19	+12	13-4
2022	25/21	+4	10-7
2021	15/26	-11	8-9
2020	22/18	+4	11-5
2019	25/15	+10	14-2
2018	17/20	-3	10-6
2017	34/17	+17	9-7
2016	28/23	+5	8-8
2015	14/28	-14	5-11
2014	22/20	+2	10-6
2013	24/29	-5	8-8
2012	25/16	+9	10-6
2011	26/24	+2	12-4
2010	27/20	+7	12-4
2009	32/22	+10	9-7
2008	34/21	+13	11-5
2007	23/40	-17	5-11
2006	40/23	+17	13-3
2005	26/36	-10	6-10
2004	34/23	+11	9-7
2003	41/38	+3	10-6
2002	31/32	-1	7-9
2001	28/36	-8	10-6
2000	49/26	+23	12-4
Total	**710/627**	**+83**	**252-169**

THE RAVENS ARE ...

SINCE 2000, HERE ARE THE RAVENS' RECORDS

When turnover ratio is +2 or better 100-7
When turnover ratio is +1 or better 153-21
When turnover ratio is even 52-35
When turnover ratio is negative 43-111

THAT M&T MAGIC

M&T MAGIC

Since 2000, the Ravens hold the NFL's third-best home winning percentage (.701), going 148-63 at M&T Bank Stadium.

NFL'S BEST REGULAR SEASON HOME RECORDS
(2000-26)

Rk.	Team	Record	Pct.
1.	New England Patriots	152-59	.720
2.	Green Bay Packers	150-58-2	.719
3.	**Baltimore Ravens**	**148-63**	**.701**
4.	Pittsburgh Steelers	147-63-2	.698
5.	Seattle Seahawks	138-73	.654

RAVENS DEFEND "THE BANK"

The Ravens have been outstanding at home since they arrived in Baltimore. Below are their respective home records and corresponding NFL rankings during several periods.

RAVENS HOME RECORDS & NFL RANKINGS

Time Period (Milestone)	Record	NFL Rank
Since 2010 (Past 17 Seasons)	90-41	3t
Since 2000 (First Super Bowl Season)	148-63	3
Since 1998 (M&T Bank Stadium Opened)	156-71	3
Since 1996 (Team's Inception)	163-79-1	4

AT HOME (2000-26)

17.4
POINTS ALLOWED PER GAME
(NFL'S BEST)

76.5
OPPONENT PASSER RATING
(NFL'S BEST)

302.5
YARDS ALLOWED PER GAME
(NFL'S BEST)

- ✗ Dating back to 2000, the Ravens have outscored opponents 5,313 to 3,679 at home. In their 148 wins during this span, the margin of victory has been 7.7 points per game.
- ✗ The Ravens own a +1,634 point differential at home since 2000, ranking No. 3 in the NFL.
- ✗ Baltimore is 71-1 since 2000 when allowing 12 points or fewer at home.

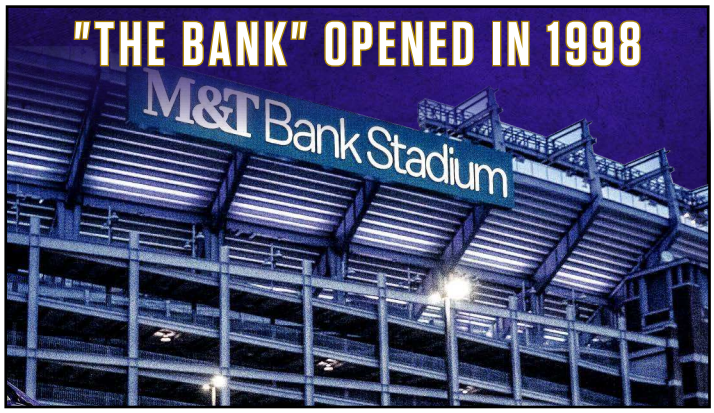

HOME DOMINANCE DATES WAY BACK

The Ravens' "D" has been stout at home for many seasons. Since 2003, Baltimore ranks at the top in several key categories:

BEST NFL DEFENSES AT HOME / SINCE 2003

POINTS PER GAME ALLOWED
1. **Baltimore..... 17.6**
2. New England..... 17.9
3. Pittsburgh 18.5

TAKEAWAYS
1. Buffalo 330
2. **Baltimore..... 328**
3. New England.....324

YARDS PER GAME ALLOWED
1. **Baltimore.....304.6**
2. Pittsburgh 306.2
3. Buffalo 316.4

DEFENSIVE TDs
1. Arizona 39
2. **Baltimore.....37**
3. Atlanta 34

HOME FAST FACTS

- Since 2000, the Ravens are 32-11 in September home games. The Ravens have won 26 of their past 34 home games in the month of September (dating back to 2006).
- Since 2000, the Ravens are 43-12 in November home games, producing the NFL's best such record. The Ravens have won 27 of their past 34 home games during the month.
- The Ravens are 42-18 at home in the month of December since 2000 and 49-20 in such games during their history.
- Since 2000, Baltimore has gone 41-13 against NFC teams at M&T Bank Stadium, the NFL's best home record by an AFC squad vs. the "other" conference.
- Baltimore has won 32 of its last 42 home games vs. NFC teams.
- In their history, the Ravens have hosted 33 games when the temperature was below 40 degrees. Baltimore is 25-7-1 in such cold weather games.
- Baltimore is 16-7 at home in November against AFC North foes since 2002. Overall during that span, the Ravens are 47-25 in home games played against AFC North foes.
- Baltimore has won 31 of its last 49 home games vs. AFC North foes.
- The Ravens are 20-7 at home all time against teams from the West Coast/Pacific TZ. (Ari. – 3-1, LV – 6-2, LAC – 4-1, LAR – 1-2, SF – 3-0 & Sea. – 3-1).

BEST HOME DEFENSE

Baltimore has permitted an NFL-low 17.4 ppg at home since 2000. The Ravens are 68-1 at home during that span when allowing 10 points or fewer. In 44 of those games, the Ravens permitted no more than 7 points.

FEWEST POINTS PER GAME ALLOWED AT HOME
(2000-26)

BALTIMORE	17.4
PITTSBURGH	18.2
NEW ENGLAND	18.2

ALL-TIME RESULTS / TRENDS

RAVENS REGULAR SEASON RECORDS

Team	Overall Record	Home	Away
Overall	277-208-1	163-79-1	114-129
In M&T Bank Stadium (since 1998)	156-71	156-71	n/a
Coached by Ted Marchibroda	16-31-1	11-12-1	5-19
Coached by Brian Billick	80-64	50-22	30-42
Coached by John Harbaugh	180-113	102-45	78-68
Coached by Jesse Minter	1-0	n/a	1-0
vs. AFC Teams	200-163	118-65	82-99
vs. AFC North	81-63	47-25	34-38
vs. AFC Central (1996-2001)	26-28	13-14	13-14
vs. AFC East	33-26	22-8	11-18
vs. AFC South	28-21	16-8	12-13
vs. AFC West	32-25	20-9	12-16
vs. NFC Teams	77-45-1	45-15-1	32-30
vs. NFC North	15-10	9-4	6-6
vs. NFC Central (1996-2001)	3-5	3-1	0-4
vs. NFC East	20-11-1	11-3-1	9-8
vs. NFC South	17-8	8-4	9-4
vs. NFC West	22-11	14-3	8-8
On Primetime (7 p.m. ET or later)	56-40	29-12	27-28
On Monday Night Football	19-14	6-4	13-10
On Tuesday	1-0	1-0	0-0
On Wednesday	1-1	0-0	1-1
On Thursday Night Football	12-8	9-2	3-6
On Saturday	8-3	5-1	3-2
On Sunday Night Football	21-17	13-6	8-11
In Overtime	17-17-1	10-7-1	7-10
Ravens Shutout Wins	15-0	6-0	9-0
In Season Openers	17-14	10-4	7-10
Indoors	16-16	n/a	16-16
In International Games (U.K.)	1-1	0-0	1-1
In August	0-1	0-1	0-0
In September	62-41	37-13	25-28
In October	57-59	28-24	29-36
In November	76-47-1	45-17-1	31-30
In December	75-50	49-20	26-30
In January	7-10	4-4	3-6

RAVENS REGULAR SEASON RESULTS WHEN...

Team	Since 2000	Since 2008	2026
Record	253-169	181-113	1-0
vs. AFC North (since 2002)	81-63	64-45	0-0
vs. AFC	183-131	129-88	1-0
vs. NFC	70-38	52-25	0-0
Home	148-63	102-45	0-0
Away	105-106	79-68	1-0
On grass	142-106	104-70	0-0
Artificial turf	111-63	77-43	1-0
Outdoors	239-156	168-105	0-0
Indoors	15-13	14-8	1-0
September	54-34	39-23	1-0
October	54-48	38-32	0-0
November	71-35	51-21	0-0
December	67-43	48-29	0-0
January	7-9	5-8	0-0
Leading at halftime	200-39	145-33	1-0
Trailing at halftime	40-112	27-69	0-0
Tied at halftime	13-18	9-11	0-0
Tied after 3 quarters	5-11	3-7	0-0
Leading after 3 quarters	216-33	158-28	1-0
Trailing after 3 quarters	32-125	20-78	0-0
Decided by 7 points or fewer	101-100	70-76	0-0
Decided by 3 points or fewer	56-55	40-41	0-0
When scoring first	172-62	128-47	0-0
When not scoring first	81-107	53-66	1-0
Positive or even turnover ratio	210-58	146-46	1-0
Negative turnover ratio	43-111	35-67	0-0
Winning penalty ratio	107-67	76-41	0-0
Losing penalty ratio	121-87	84-59	1-0
Overtime	15-15	11-12	0-0
When returning a KOR for a TD	5-5	5-4	0-0
When returning a PR for a TD	10-3	6-1	0-0

Offense	Since 2000	Since 2008	2026
Scoring 20 or more points	206-70	156-55	1-0
Scoring 30 or more points	100-12	80-10	1-0
Having 20 or more first downs	136-74	114-55	1-0
Totaling 350 or more net yards	133-63	108-48	1-0
At least 35 minutes time of poss.	71-11	51-9	1-0
Rushing for 150 or more yards	110-36	85-28	1-0
When not throwing an INT	148-39	110-32	1-0
With a 100-yard rusher	89-33	61-20	1-0
Without a 100-yard rusher	164-136	120-93	0-0
With a 100-yard receiver	54-39	42-30	1-0
Without a 100-yard receiver	199-131	139-84	0-0
With a 300-yard passer	30-21	28-16	1-0
Without a 300-yard passer	223-148	154-87	0-0

Defense	Since 2000	Since 2008	2026
When scoring a defensive TD	55-10	33-7	0-0
When returning an INT for a TD	38-5	20-4	0-0
When returning a fumble for a TD	20-5	16-3	0-0
Recording 3 or more sacks	138-53	93-39	0-0
Holding opp. under 250 net yards	84-22	57-9	0-0
Holding opp. under 21 points	198-46	141-25	0-0
Holding opp. under 15 points	144-16	96-6	0-0
Allowing a 100-yard rusher	25-36	17-26	0-0
Not allowing a 100-yard rusher	228-133	164-87	1-0
Allowing a 100-yard receiver	56-55	40-39	0-0
Not allowing a 100-yard receiver	197-114	141-74	1-0
Allowing a 300-yard passer	36-37	27-31	0-0
Not allowing a 300-yard passer	217-132	154-82	1-0

PLAYER NOTES - JACKSON

LAMAR JACKSON

#8 | QUARTERBACK

"It's not about stats, though Jackson is posting some preposterous numbers. It's about gravity. We know what it is when a star player walks onto a field, court or pitch. They create new circumstances for their offenses, environments that can't be replicated with similar players. They force defenses to play a slightly different version of the sport they've prepared to play – just different enough to break the math, destroy the scheme and negate the technique. Jackson has gravity."

- ESPN's Ben Solak on Lamar Jackson

2026 REGULAR SEASON PASSING LEADERS

YARDS GAINED PER PASS ATTEMPT

2026

1.	**Lamar Jackson (Bal.)**	**13.0**
2.	Josh Allen (Buf.)	11.5
3.	Trevor Lawrence (Jax.)	10.7
4.	Bryce Young (Car.)	9.8
5.	Deshaun Watson (Cle.)	9.3

PASSER RATING

2026

1.	Trevor Lawrence (Jax.)	150.6
2.	Jaxson Dart (NYG)	134.2
3.	Josh Allen (Buf.)	130.5
4.	**Lamar Jackson (Bal.)**	**124.2**
5.	Caleb Williams (Chi.)	124.1

PASSING YARDS

2026

1.	Tyler Shough (NO)	410
2.	Jordan Love (GB)	387
3.	Bryce Young (Car.)	361
4.	Josh Allen (Buf.)	334
5.	**Lamar Jackson (Bal.)**	**324**

BEST PASSER RATING / NFL HISTORY

Rk.	QB (Team)	Passer Rating
1.	**Lamar Jackson (Bal.)**	**102.4**
2.	Aaron Rodgers (Pit./NYJ/GB)	102.1
3.	Joe Burrow (Cin.)	101.0
4.	Patrick Mahomes (KC)	100.7
5.	Russell Wilson (NYG/Pit./Den./Sea.)	99.3

HISTORIC NUMBERS IN FIRST 100 CAREER STARTS

WINS BY A QB

FIRST 100 NFL STARTS / SINCE 1970

1.	Patrick Mahomes	78
2.	Tom Brady	76
	Roger Staubach	76
4.	**Lamar Jackson**	**73**
5.	Ken Stabler	72

PASSER RATING

FIRST 100 NFL STARTS

1.	Aaron Rodgers	107.3
2.	**Lamar Jackson**	**103.3**
3.	Patrick Mahomes	103.0
4.	Russell Wilson	98.6
5.	Kirk Cousins	97.9

FEWEST INTERCEPTIONS THROWN

FIRST 100 NFL STARTS / MIN. 1,500 ATT.

1.	**Lamar Jackson**	**50**
2.	Aaron Rodgers	54
3.	Russell Wilson	59
4.	Derek Carr/Neil O'Donnell	64

PASS TOUCHDOWN PERCENTAGE

FIRST 100 NFL STARTS / MIN. 1,500 ATT.

1.	Len Dawson	7.7%
2.	Aaron Rodgers	6.7%
3.	**Lamar Jackson**	**6.6%**
4.	Fran Tarkenton/Johnny Unitas	6.3%

21 GAMES W/ A 100+ PASSER RATING

Jackson's 21 games since 2024 with a passer rating of at least 100 are tied for the NFL's second most.

GAMES WITH 100+ PASSER RATING / 2024-25

Rk.	Player (Team)	Games
1.	Jared Goff (Det.)	22
2.	**Lamar Jackson (Bal.)**	**21**
3.	Sam Darnold (Sea.)	21
4.	Josh Allen (Buf.)	20
5.	Matthew Stafford (LAR)	18

4 SEASONS W/ A 100+ PASSER RATING

Jackson's four seasons with a 100+ passer rating in the first eight seasons of a career are tied for the third-most such seasons in NFL history.

SEASONS WITH 100+ PASSER RATING

FIRST EIGHT SEASONS / NFL HISTORY

Rk.	Player (Team)	Seasons
1.	Aaron Rodgers	5
	Russell Wilson	5
3.	**Lamar Jackson**/Joe Burrow	**4**
	Patrick Mahomes/Philip Rivers	4

PLAYER NOTES - JACKSON

A PROVEN WINNER

REGULAR SEASON WIN PCT. / STARTING QBs
(MINIMUM 50 CAREER STARTS / SINCE 1970 MERGER)

Rk.	Quarterback	Record	Win Pct.
1.	Patrick Mahomes	96-31	.756
2.	Tom Brady	251-82	.754
3.	Roger Staubach	84-29	.743
4.	**Lamar Jackson**	**77-31**	**.713**
	Joe Montana	117-47	.713

REGULAR SEASON RECORD / ACTIVE QBs
SINCE WEEK 11, 2018 (JACKSON'S FIRST NFL START) / MIN. 25 STARTS

Rk.	Quarterback	Record	Win Pct.
1.	Patrick Mahomes	86-30	.741
2.	**Lamar Jackson**	**77-31**	**.713**
3.	Josh Allen	87-36	.707
4.	Jalen Hurts	58-25	.699
5.	Bo Nix	24-11	.686

FEWEST STARTS TO REACH 50 CAREER WINS
(SUPER BOWL ERA / SINCE 1966)

Rk.	Quarterback	Starts
1.	Ken Stabler	62
2.	Patrick Mahomes	63
3.	Tom Brady	65
4.	Roger Staubach	67
5.	**Lamar Jackson**	**68**

MOST WINS BY A QB AGE *25* OR YOUNGER
(NFL HISTORY)

Rk.	Quarterback	Wins
1.	**Lamar Jackson**	**45**
2.	Drew Bledsoe	42
3.	Dan Marino	41
4.	Josh Allen/Patrick Mahomes	39
	Ben Roethlisberger	39

MOST RUSHING YARDS BY A QB IN NFL HISTORY

Rk.	Quarterback	Games	Yards	YPG
1.	**Lamar Jackson**	**117**	**6,562**	**56.1**
2.	Michael Vick	143	6,109	42.7
3.	Cam Newton	148	5,628	38.0
4.	Russell Wilson	205	5,568	27.2
5.	Randall Cunningham	161	4,928	30.6

MOST RUSHING YARDS BY A QB IN A SINGLE SEASON

Rk.	Quarterback (Year)	Yards
1.	**Lamar Jackson (2019)**	**1,206**
2.	Justin Fields (2022)	1,143
3.	Michael Vick (2006)	1,039
4.	**Lamar Jackson (2020)**	**1,005**
5.	Bobby Douglass (1972)	968

MOST GAMES WITH PERFECT PASSER RATING
(NFL HISTORY / MIN. 15 PASS ATTEMPTS)

Rk.	Quarterback	NFL Seasons	Games
1.	**Lamar Jackson**	**8 Seasons**	**4**
2.	Tom Brady	23 Seasons	3
	Peyton Manning	17 Seasons	3
	Ben Roethlisberger	18 Seasons	3
	Kurt Warner	12 Seasons	3

✗ QB Lamar Jackson (12/31/23 vs. Mia. & 9/8/19 at Mia.) and QB Ben Roethlisberger are the only QBs in NFL history with multiple performances posting a perfect passer rating (158.3) and at least 5 passing TDs.

100-YARD & 50-YARD RUSHING GAMES

100-YARD RUSH GAMES / QBs / NFL HISTORY

LAMAR JACKSON



MICHAEL VICK

JUSTIN FIELDS

RUSSELL WILSON

✗ Jackson's three postseason performances with at least 100 rushing yards also stand as the most in NFL history.

50-YARD RUSH GAMES / QBs / NFL HISTORY

LAMAR JACKSON

MICHAEL VICK

CAM NEWTON

R. CUNNINGHAM

GETTING IT DONE BOTH WAYS

MOST GAMES LEADING TEAM IN RUSHING & PASSING
(NFL HISTORY)

Rk.	Player	Games
1.	Cam Newton	40
2.	**Lamar Jackson**	**39**
3.	Randall Cunningham	34
4.	Josh Allen	32

MOST GAMES WITH 5+ PASS TDs & 0 INTs
(NFL HISTORY)

Rk.	Quarterback	Games	Total Starts
1.	Tom Brady	8	333
	Drew Brees	8	286
3.	**Lamar Jackson**	**6**	**108**
4.	Peyton Manning	5	265
	Aaron Rodgers	5	258
	Ben Roethlisberger	5	247

✗ Jackson's six outings with at least 5 passing TDs ties Peyton Manning and Patrick Mahomes for the most within the first seven seasons of an NFL career. When adding in 0 INTs, Jackson's six performances with at least 5 TD passes without throwing a pick are two more than the next most (Peyton Manning & Patrick Mahomes - 4) by a player within the first seven years of a career.

PLAYER NOTES - JACKSON

GAMES WITH ... IN NFL HISTORY

4 PASS TDs + 100 RUSH YDS
Lamar Jackson	**1**
Randall Cunningham	1
Cam Newton	1

4 PASS TDs + 50 RUSH YDS
Lamar Jackson	**8**
Cam Newton	3
Aaron Rodgers / Mike Vick	2

3 PASS TDs + 100 RUSH YDS
Lamar Jackson	**4**
Pete Layden	2
Eight Players	1

3 PASS TDs + 50 RUSH YDS
Lamar Jackson	**15**
Cam Newton	10
Russell Wilson	8

250 PASS + 100 RUSH YDS
Lamar Jackson	**4**
Cam Newton	3
Seven Players	1

250 PASS + 50 RUSH YDS
Josh Allen	18
Lamar Jackson	**14**
Cam Newton / Russell Wilson	13

200 PASS + 100 RUSH YDS
Lamar Jackson	**9**
Josh Allen	3
Cam Newton / Russell Wilson	3

200 PASS + 50 RUSH YDS
Lamar Jackson	**33**
Cam Newton	28
Russell Wilson	26

Lamar Jackson is tied for the fifth best record in primetime (.677, 21-10) and owns the best record against an interconference foe (.893, 25-3) by a starting QB in NFL history.

RAVENS SINGLE-GAME & SINGLE-SEASON RECORDS

PASSING TDs

SINGLE-GAME RECORDS

QB (Date/Opponent)	TDs
Lamar Jackson (12/15/24 at NYG)	5
Lamar Jackson (10/21/24 at TB)	5
Lamar Jackson (12/31/23 vs. Mia.)	5
Lamar Jackson (12/12/19 vs. NYJ)	5
Lamar Jackson (11/25/19 at LAR)	5
Lamar Jackson (9/8/19 at Mia.)	5
Joe Flacco (10/12/14 at TB)	5
Tony Banks (9/10/00 vs. Jax.)	5

SINGLE-SEASON RECORDS

QB (Season)	TDs
Lamar Jackson (2024)	**41**
Lamar Jackson (2019)	36
Vinny Testaverde (1996)	33
Joe Flacco (2014)	27
Lamar Jackson (2020)	26
Joe Flacco (2010)	25
Lamar Jackson (2023)	24
Joe Flacco (2012)	22

PASSING YARDS

QB (Date/Opponent)	Yards
Lamar Jackson (10/11/21 vs. Ind.)	442
Vinny Testaverde (10/27/96 vs. LAR)	429
Joe Flacco (9/25/11 at STL)	389

QB (Season)	Yards
Joe Flacco (2016)	4,317
Vinny Testaverde (1996)	4,177
Lamar Jackson (2024)	**4,172**

COMPLETION PERCENTAGE

QB (Date/Opponent)	Pct.
Lamar Jackson (11/10/19 at Cin.)	88.2
Lamar Jackson (10/11/21 vs. Ind.)	86.0
Lamar Jackson (12/31/23 vs. Mia.)	85.7

QB (Season)	Pct.
Lamar Jackson (2023)	67.2
Lamar Jackson (2024)	**66.7**
Lamar Jackson (2019)	66.1

PASSER RATING

QB (Date/Opponent)	Rate
Lamar Jackson (11/3/24 vs. Den.)	158.3
Lamar Jackson (12/31/23 vs. Mia.)	158.3
Lamar Jackson (11/10/19 at Cin.)	158.3
Lamar Jackson (9/8/19 at Mia.)	158.3

QB (Season)	Rate
Lamar Jackson (2024)	119.6
Lamar Jackson (2019)	113.3
Lamar Jackson (2025)	**103.8**
Lamar Jackson (2023)	102.7

JACKSON'S CAREER HONORS

TWO-TIME ASSOCIATED PRESS NFL MVP
- 2019, 2023

THREE-TIME ASSOCIATED PRESS FIRST-TEAM ALL-PRO
- 2019, 2023-24

FOUR-TIME PRO BOWLER
- 2019, 2021, 2023-24

THREE-TIME PFWA NFL MVP
- 2019, 2023-24

MAXWELL FB CLUB'S BERT BELL PRO PLAYER OF THE YEAR
- 2019, 2023

RANKED THE NO. 1 PLAYER ON THE NFL NETWORK'S TOP 100
- 2020

FEDEX PLAYER OF THE YEAR
- 2019

PFWA OFFENSIVE PLAYER OF THE YEAR
- 2019

TWO-TIME SPORTING NEWS OFFENSIVE PLAYER OF THE YEAR
- 2019, 2023

THREE-TIME PFWA ALL-NFL TEAM
- 2024, 2023 & 2019

THREE-TIME SPORTING NEWS ALL-PRO TEAM
- 2019, 2023-24

FOUR-TIME RAVENS TEAM MVP, VOTED ON BY LOCAL MEDIA
- 2019-20, 2023-24

THREE-TIME 101 AWARDS' AFC OFFENSIVE PLAYER OF THE YEAR
- 2019, 2023-24

PRO BOWL OFFENSIVE MVP
- 2019

FOUR-TIME AFC OFFENSIVE PLAYER OF THE MONTH
- October 2024, December-January 2023, September 2022, November 2019

14-TIME AFC OFFENSIVE PLAYER OF THE WEEK
- Week 9, 2025; Week 10, 2024; Week 7, 2024; Week 5, 2024; Week 17, 2023; Week 7, 2023; Week 5, 2021; Week 14, 2020; Week 1, 2020; Week 15, 2019; Week 12, 2019; Week 10, 2019; Week 9, 2019; Week 1, 2019

FOUR-TIME FEDEX AIR NFL PLAYER OF THE WEEK
- Week 17, 2023; Week 12, 2019; Week 10, 2019; Week 1, 2019

FEDEX GROUND NFL PLAYER OF THE WEEK
- Week 6, 2019

NFL OFFENSIVE ROOKIE OF THE MONTH
- December 2018

PLAYER NOTES - JACKSON

MULTIPLE AP MVP AWARDS: HISTORIC COMPANY

✗ Jackson (2) is the 11th player in NFL history to win multiple MVP honors, joining Peyton Manning (5), Aaron Rodgers (4), Tom Brady (3), Jim Brown (3), Brett Favre (3), Johnny Unitas (3), Patrick Mahomes (2), Joe Montana (2), Kurt Warner (2) & Steve Young (2).

✗ Only Jackson, Mahomes, Favre & Brown have been named league MVP multiple times at age 27 or younger.

2023 MVP (49 OF 50 FIRST-PLACE VOTES)

✗ Jackson tallied 4,499 total yards, racking up a then-career high 3,678 through the air, to go with a career-best 67.2% completion rate and the NFL's No. 4 passer rating (102.7). He posted a QB-high 821 rushing yards for a league-best 5.5 yards-per-carry average and led his team in passing and rushing an NFL-high seven times.

✗ Jackson became the fifth player in NFL history (Josh Allen, Daunte Culpepper, Cam Newton & Dak Prescott) to post 100+ pass TDs and 25+ rush TDs within the first six years of a career.

✗ Jackson produced the sixth season (also Kyler Murray in 2020, Jackson in 2019, Russell Wilson in 2014, Robert Griffin III in 2012 & Randall Cunningham in 1990) in NFL history of at least 3,000 passing yards and 800 rushing yards. He's the only player in NFL history to tally multiple such seasons.

✗ Jackson recorded his third-career 800-yard rushing season, breaking a tie with Michael Vick (two) for the most such seasons by a QB in NFL history.

✗ Jackson became the fourth (also Michael Vick, Russell Wilson & Cam Newton) and fastest (82 games) QB in NFL history to reach 5,000 career rushing yards.

✗ In the 2023 Divisional Round vs. Hou., Jackson recorded his third-career 100-yard rushing outing in the playoffs, breaking a tie with QB Colin Kaepernick for the most such playoff performances by a QB in NFL history. He also became the first player in NFL history to reach the following marks in *any* game: 100+ rushing yards, 100.0+ passer rating, 2+ passing TDs, 2+ rushing TDs.

✗ In a Week 17 win vs. Mia., Jackson completed 18-of-21 passes (85.7%) for 321 yards and 5 TDs, posting a perfect passer rating (158.3) for the third time in his career. He became the second QB in NFL history (also Ben Roethlisberger) to produce multiple outings (also 9/8/19 at Mia.) with a perfect passer rating and at least 5 passing TDs. His then-three career games with a perfect passer rating (min. 15 pass att.) tied (with Tom Brady, Peyton Manning, Ben Roethlisberger & Kurt Warner) for the NFL's most ever.

✗ In a Week 14 victory vs. LAR, Jackson became the first QB in NFL history with multiple performances of at least 300 passing yards, 3 passing TDs and 70 rushing yards (also 9/18/22 vs. Mia.).

✗ In a Week 7 victory vs. Det., Jackson completed 21-of-27 passes for 357 yards and 3 TDs, while adding 9 carries for 36 yards and 1 TD, en route to earning his 50th-career victory as the starter. He became the fourth-fastest starting QB in the Super Bowl Era (since 1966) to reach 50 wins, doing so in his 68th-career start. Only Ken Stabler (62), Patrick Mahomes (63), Tom Brady (65) and Roger Staubach (67) reached 50 wins as a starter faster.

✗ In Week 3 vs. Ind., Jackson recorded his second-career performance of at least 200 passing yards, 100 rushing yards and 2 rushing TDs. He owns the only two such single-game outputs reaching these marks in NFL history. Additionally, Jackson posted his third-career game with at least 100 rushing yards and multiple rushing TDs. There have only been nine such performances since the merger, and Jackson is the only player with multiple.

2019 UNANIMOUS MVP

✗ Jackson became the only QB in NFL history to produce at least 3,000 passing yards and 1,000 rushing yards in a season. (He had 3,127 passing & 1,206 rushing.)

✗ Jackson was responsible for an NFL-best 43 total TDs (36 passing & 7 rushing). His 36 TD passes and 9.0 passing TD percentage each led the NFL and then stood as the most in franchise single-season history.

✗ Jackson rushed for 1,206 yards, marking the most by a QB in NFL single-season history. He also produced the NFL's QB single-season record for most 100-yard rushing games (five).

✗ Jackson (36/7) became the third QB in NFL history with at least 35 pass TDs & 7 rush TDs. Steve Young (1994), Cam Newton (2015) and Josh Allen (2020 & 2022) have also accomplished this feat.

✗ In his final eight games, Jackson threw 25 TDs and 1 INT, completing 69.4% of his passes for 1,477 yards and a 130.3 rating. He tallied 630 rushing yards & 4 rush TDs.

✗ In the 2019 Divisional Playoff vs. Ten., Jackson became the first player in NFL history with at least 350 passing yards (365) and 100 rushing yards (143) in *any* game.

✗ In a Week 15 win vs. NYJ, Jackson rushed for at least 85 yards, while throwing for 5 TDs for the second time in his career. (He also did this on 11/25/19 at LAR.) Cam Newton is the only other player in NFL history to accomplish the 85 rushing yards/5 passing TDs feat in a game, doing so once in 2015.

✗ Jackson posted two perfect passer ratings (at Cin. & Mia.), making him one of two QBs in NFL history (Ben Roethlisberger, 2007) to attain the 158.3 mark twice in a season. His 113.3 overall passer rating ranked No. 3 in the NFL and then stood as a franchise single-season record.

✗ In Weeks 11 (vs. Hou.) and 12 (at LAR), Jackson became the first NFL player ever to throw at least 4 passing TDs and post at least 50 rush yards in back-to-back games.

✗ In a Week 6 victory over Cincinnati, Jackson became the first player ever to pass for 200 yards (236) and rush for 150 yards (152) in a regular season game. (Colin Kaepernick also accomplished this feat in a 2013 playoff game.)

JACKSON'S NO. 1 QB RANKS IN 2019

- ✗ 43 TOTAL TOUCHDOWNS
- ✗ 36 PASSING TOUCHDOWNS
- ✗ 9.0 PASSING TD PERCENTAGE
- ✗ 6.9 RUSHING YARDS PER CARRY
- ✗ 2 GAMES W/ PERFECT PASSER RTG
- ✗ 3 GAMES W/ 5+ TD PASSES
- ✗ 4 GAMES WITH 4+ TD PASSES
- ✗ 8 GAMES WITH 3+ TD PASSES
- ✗ 13 WINS AS STARTING QB (TIED)
- ✗ 1,206 RUSHING YARDS (QB RECORD)

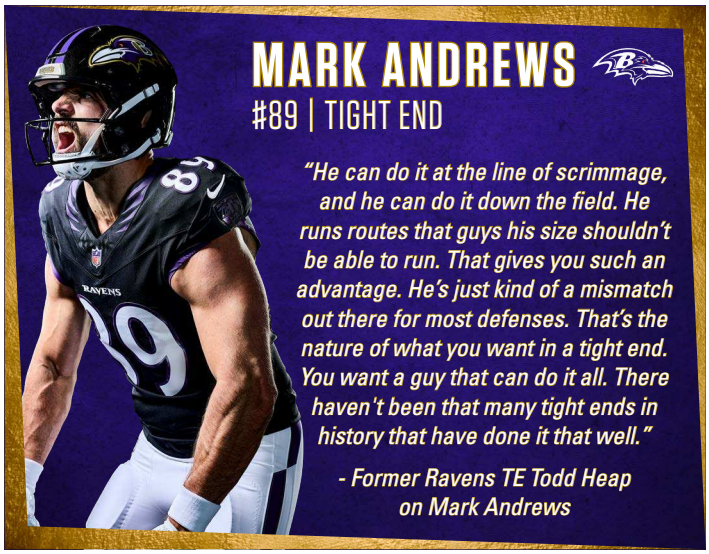

MARK ANDREWS

#89 | TIGHT END

"He can do it at the line of scrimmage, and he can do it down the field. He runs routes that guys his size shouldn't be able to run. That gives you such an advantage. He's just kind of a mismatch out there for most defenses. That's the nature of what you want in a tight end. You want a guy that can do it all. There haven't been that many tight ends in history that have done it that well."

- Former Ravens TE Todd Heap on Mark Andrews

LET THE RECORDS SHOW

TOP 10 RECEIVING YARDS / RAVENS / ALL TIME

Rk.	Player (Seasons)	Rec.	Yards	Avg.	TDs
1.	**Mark Andrews (2018-26)**	**488**	**6,001**	**12.3**	**56**
2.	Derrick Mason (2005-10)	471	5,777	12.3	29
3.	Todd Heap (2001-10)	467	5,492	11.8	41
4.	Torrey Smith (2011-14)	213	3,591	16.9	30
5.	**Zay Flowers (2023-26)**	**237**	**3,278**	**13.5**	**15**
6.	Mark Clayton (2005-09)	234	3,116	13.3	12
7.	Ray Rice (2008-13)	369	3,034	8.2	6
8.	Qadry Ismail (1999-2001)	191	2,819	14.8	18
9.	Travis Taylor (2000-04)	204	2,758	13.5	15
10.	Anquan Boldin (2010-12)	186	2,645	14.2	14

In Week 13 vs. Cin. (11/27), Andrews broke the franchise's all-time receptions record held by Derrick Mason (471). Andrews is the second tight end in NFL history (Travis Kelce) to hold the receiving "Triple Crown" as a franchise's all-time leader in yards, catches and TDs.

RECEPTIONS	REC. YARDS	REC. TDs
Mark Andrews 488	Mark Andrews ...6,001	Mark Andrews 56
Derrick Mason 471	Derrick Mason ...5,777	Todd Heap.....41
Todd Heap..... 467	Todd Heap..... 5,492	Torrey Smith 30
Ray Rice 369	Torrey Smith 3,591	Derrick Mason 29
Mark Clayton 234	Zay Flowers 3,278	Marquise Brown 21

Andrews is the fifth TE in NFL history to lead a franchise in receiving yards, joining Travis Kelce (13,002 – Chiefs), Jason Witten (12,977 – Cowboys), Antonio Gates (11,841 – Chargers) and Ozzie Newsome (7,980 – Browns).

TEs LEADING FRANCHISES IN RECEIVING YARDS
(NFL HISTORY)

TRAVIS KELCE (CHIEFS)	JASON WITTEN (COWBOYS)	ANTONIO GATES (CHARGERS)	OZZIE NEWSOME (BROWNS)	MARK ANDREWS (RAVENS)
				
13,073 YDS	12,977 YDS	11,841 YDS	7,980 YDS	6,001 YDS

ACTIVE TIGHT END LEADERS SINCE 2019

RECEIVING YARDS
SINCE 2019

1. Travis Kelce (KC).....7,837
2. George Kittle (SF) 6,128
3. **Mark Andrews (Bal.)..... 5,449**

RECEPTIONS
SINCE 2019

1. Travis Kelce (KC)..... 673
2. George Kittle (SF) 466
3. **Mark Andrews (Bal.)..... 454**

RECEIVING TOUCHDOWNS
SINCE 2019

1. **Mark Andrews (Bal.)..... 53**
2. Travis Kelce (KC)..... 50
3. George Kittle (SF) 45

FIRST-DOWN RECEPTIONS
SINCE 2019

1. Travis Kelce (KC)..... 432
2. **Mark Andrews (Bal.)..... 296**
3. George Kittle (SF) 293

56 RECEIVING TDs IN FIRST NINE SEASONS

TE Mark Andrews holds the fifth-most TD receptions (56) by a TE in the first nine seasons (2018-26) of a career in NFL history.

MOST RECEIVING TDs / TEs / FIRST NINE SEASONS
(NFL HISTORY)

Rk.	Player (Years)	Receiving TDs
1.	Rob Gronkowski (2010-18)	79
2.	Antonio Gates (2003-11)	76
3.	Jimmy Graham (2010-18)	71
4.	Travis Kelce (2013-21)	57
5.	**Mark Andrews (2018-26)**	**56**

DYNAMIC DUO

Andrews has caught 49 TD passes from QB Lamar Jackson, which is the fifth most by a QB/TE combo in NFL history.

MOST TDs / QB+TE COMBO
(NFL HISTORY)

Rk.	Players (Years)	TDs
1.	Tom Brady/Rob Gronkowski (2010-21)	90
2.	Philip Rivers/Antonio Gates (2006-18)	89
3.	Patrick Mahomes/Travis Kelce (2018-present)	59
4.	Drew Brees/Jimmy Graham (2010-2014)	51
5.	**Lamar Jackson/Mark Andrews (2018-present)**	**49**

Andrews' 49 TDs from Jackson are also the third most by a QB and pass catcher since 2018, trailing Mahomes/Kelce (59) and A. Rodgers/D. Adams (54).

PLAYER NOTES - ANDREWS

MULTI-TD MARK

Andrews has posted a franchise-best 12 games with multiple TD receptions. He's also the fifth TE in NFL history with multiple TD receptions in at least 10 outings within his first nine seasons, joining Rob Gronkowski (16), Jimmy Graham (15), Antonio Gates (14) and Tony Gonzalez (10).

MOST GAMES W/ 2+ REC. TDs / TEs / YEARS 1-9
(NFL HISTORY)

Rk.	TE (First Eight Years)	Multi-TD Games
1.	Rob Gronkowski (2010-18)	16
2.	Jimmy Graham (2010-18)	15
3.	Antonio Gates (2003-11)	14
4.	Mark Andrews (2018-26)	12
5.	Tony Gonzalez (1997-2005)	10

50-YARD MARK & 100-YARD MARK

100-YARD RECEIVING GAMES IN RAVENS HISTORY

SINGLE SEASON

Rk.	Player (Year)	Games
1.	Mark Andrews (2021)	5
	Zay Flowers (2024)	5
3.	Clayton ('06)/Jackson ('96)	4
	Steve Smith Sr. (2014)	4

ALL TIME

Rk.	Player	Games
1.	Mark Andrews	10
	Zay Flowers	10
3.	Mark Clayton	9
4.	Steve Smith Sr.	8

50-YARD RECEIVING GAMES IN RAVENS HISTORY

SINGLE SEASON

Rk.	Player (Year)	Games
1.	Mark Andrews (2021)	14
2.	Derrick Mason (2005)	13
3.	Michael Jackson (1996)	12
	Derrick Mason (2007)	12

ALL TIME

Rk.	Player	Games
1.	Mark Andrews	57
2.	Derrick Mason	54
3.	Todd Heap	50
4.	Torrey Smith	34

56 CAREER RECEIVING TDs

Home 28	2019 10	Primetime 16
Away 28	2020 7	In A Win 41
1st Qtr. 11	2021 9	Red Zone 47
2nd Qtr. 18	2022 5	vs. AFC 37
3rd Qtr. 13	2023 6	vs. AFC North .. 20
4th Qtr./OT 14	2024 11	vs. NFC 19
2018 3	2025 5	2+ TDs 12

BALTIMORE'S EXCEPTIONAL TE PRODUCTION

Baltimore's 38 TD receptions since 2023 marks the NFL's most by a team's TEs room.

MOST REC. TDs / NFL TE ROOMS / 2023-26

Rk.	Team	Receiving TDs
1.	Baltimore Ravens	38
2.	San Francisco 49ers	29
3.	Cleveland Browns	27
4.	Detroit Lions	25
5.	New England Patriots	24
6.	Los Angeles Rams/New Orleans Saints	23

MORE FRANCHISE MARKS

RAVENS HISTORY

MULTI-TD RECEIVING GAMES

Rk.	Player	Games
1.	Mark Andrews	12
2.	Todd Heap	9
3.	Torrey Smith	6
4.	Marquise Brown	4
5.	Michael Jackson	3

SEASONS WITH 5+ REC TDs

Rk.	Player	Seasons
1.	Mark Andrews	7
2.	Todd Heap	5
3.	Derrick Mason	4
4.	Marquise Brown	3
	Qadry Ismail/Torrey Smith	3

MOST TDs IN A RAVENS CAREER

Rk.	Player	Rec.	Rush	Total
1.	Mark Andrews	56	1	57
2.	Jamal Lewis	2	45	47
3.	Ray Rice	6	37	43
4.	Todd Heap	41	0	41
5.	Willis McGahee	4	31	35

✗ Andrews is one of two TEs in NFL history (also Rob Gronkowski - Patriots) to hold the distinction of being a franchise's record holder for most total TDs.

MULTI-TD MACHINE

GAMES WITH MULTIPLE RECEIVING TDs
(ALL PLAYERS / SINCE 2019)

1.	Davante Adams (LAR)	21
2.	Mike Evans (SF)	17
3.	Ja'Marr Chase (Cin.)	13
4.	Mark Andrews (Bal.)	12
5.	Tyreek Hill (FA)	10

DAMAGE DONE IN THE END ZONE

END ZONE TARGETS
(NFL TEs / SINCE 2019)

1.	Mark Andrews (Bal.)	78
2.	Hunter Henry (NE)	55
3.	Travis Kelce (KC)	53

TDs CAUGHT IN END ZONE
(NFL TEs / SINCE 2019)

1.	Mark Andrews (Bal.)	38
2.	George Kittle (SF)	26
3.	Travis Kelce (KC)	24

ANDREWS' HISTORIC 2021

In 2021, Andrews produced new single-season franchise records for receptions (107) and receiving yards (1,361). His 1,361 receiving yards also rank third most by a TE in league history.

MOST RECEIVING YDS IN NFL SINGLE SEASON / TEs

Rk.	Tight End (Year)	Rec.	Yards	Avg.	TDs
1.	Travis Kelce (2020)	105	1,416	13.5	11
2.	George Kittle (2018)	88	1,377	15.6	5
3.	Mark Andrews (2021)	107	1,361	12.7	9
4.	Travis Kelce (2022)	110	1,338	12.2	12
5.	Travis Kelce (2018)	103	1,336	13.0	10

Andrews hauled in 11 receiving TDs in 2024, which were the NFL's most among tight ends.

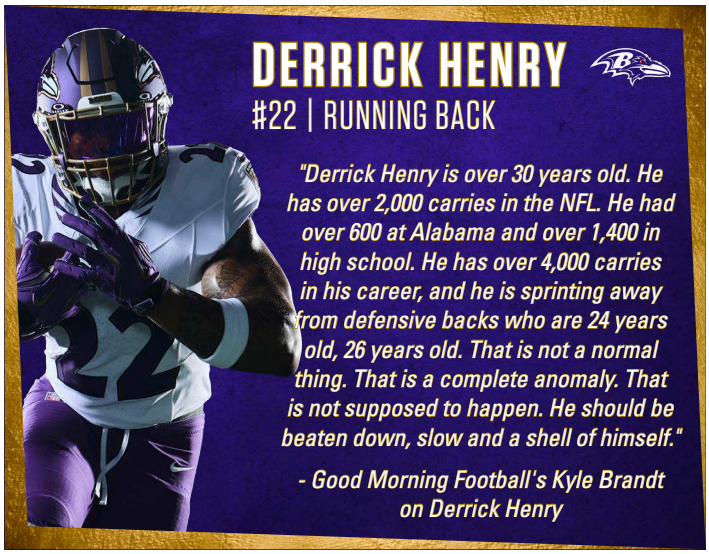

DERRICK HENRY

#22 | RUNNING BACK

"Derrick Henry is over 30 years old. He has over 2,000 carries in the NFL. He had over 600 at Alabama and over 1,400 in high school. He has over 4,000 carries in his career, and he is sprinting away from defensive backs who are 24 years old, 26 years old. That is not a normal thing. That is a complete anomaly. That is not supposed to happen. He should be beaten down, slow and a shell of himself."

- Good Morning Football's Kyle Brandt on Derrick Henry

RUSHING LEADERS / ACTIVE RBs / REGULAR SEASON

RUSHING YARDS

1. **Derrick Henry (Bal.) 13,162**
2. Saquon Barkley (Phi.) 8,439
3. Josh Jacobs (GB) 7,803

RUSHING TOUCHDOWNS

1. **Derrick Henry (Bal.) 125**
2. Josh Jacobs (GB) 74
3. Jonathan Taylor (Ind.) 71

RUSHING FIRST DOWNS

1. **Derrick Henry (Bal.) 647**
2. Jonathan Taylor (Ind.) 419
2. Josh Jacobs (GB) 414

100-YARD RUSHING GAMES

1. **Derrick Henry (Bal.) 56**
2. Saquon Barkley (Phi.) 31
3. Jonathan Taylor (Ind.) 29

GAMES W/ MULTIPLE RUSHING TDs

1. **Derrick Henry (Bal.) 33**
2. Josh Jacobs (GB) 18
3. Jonathan Taylor (Ind.) 17

GAMES W/ 3+ RUSHING TDs

1. **Derrick Henry (Bal.) 8**
2. Jonathan Taylor (Ind.) 6
3. Josh Jacobs (GB) 4

UP THERE WITH THE ALL-TIME GREATS

RB Derrick Henry's 125 rushing TDs are the third most all time, while his 13,162 rushing yards rank 10th in NFL history.

MOST RUSHING TDs
(NFL HISTORY)

Rk.	Player (Years)	Rushing TDs
1.	Emmitt Smith (1990-2004)	164
2.	LaDainian Tomlinson (2001-11)	145
3.	**Derrick Henry (2016-26)**	**125**
4.	Marcus Allen (1982-97)	123
5.	Adrian Peterson (2007-21)	120

MOST RUSHING YARDS
(NFL HISTORY)

Rk.	Player	Yards
1.	Emmitt Smith	18,355
2.	Walter Payton	16,726
3.	Frank Gore	16,000
4.	Barry Sanders	15,269
5.	Adrian Peterson	14,918
6.	Curtis Martin	14,101
7.	LaDainian Tomlinson	13,684
8.	Jerome Bettis	13,662
9.	Eric Dickerson	13,259
10.	**Derrick Henry**	**13,162**

HENRY'S YARDS PER CARRY ARE NOT TOO SHABBY

Among the 42 players in NFL history with at least 2,000 rushing attempts, Henry's 4.9 yards per carry ranks No. 3, trailing only HOFers Jim Brown (5.2) & Barry Sanders (5.0).

YARDS PER CARRY / MINIMUM 2,000 ATTEMPTS
(REGULAR SEASON / NFL HISTORY)

Rk.	Player (Years)	Rushes	Yds	YPC
1.	Jim Brown (1957-65)	2,359	12,312	5.2
2.	Barry Sanders (1989-98)	3,062	15,269	5.0
3.	**Derrick Henry (2016-26)**	**2,686**	**13,162**	**4.9**
4.	Tiki Barber (1997-2006)	2,217	10,449	4.7
	O.J. Simpson (1969-79)	2,404	11,236	4.7
6.	Adrian Peterson (2007-21)	3,230	14,918	4.6
	Fred Taylor (1998-2010)	2,534	11,695	4.6
8.	Ahman Green (1998-09)	2,056	9,205	4.5
	Chris Johnson (2008-17)	2,163	9,651	4.5
	LeSean McCoy (2009-20)	2,457	11,102	4.5

SEASONS W/ DOUBLE-DIGIT RUSHING TDs

Henry has produced at least 10 rushing TDs in eight consecutive seasons (2018-25), the NFL's second-longest such streak of all time.

CONSECUTIVE SEASONS W/ 10+ RUSHING TDs
(REGULAR SEASON / NFL HISTORY)

Rk.	Player	Seasons (Years)
1.	LaDainian Tomlinson	9 (2001-09)
2.	**Derrick Henry**	**8 (2018-25)**
3.	Adrian Peterson	7 (2007-13)
4.	Shaun Alexander	5 (2001-05)
	Michael Turner	5 (2008-12)

PLAYER NOTES - HENRY

2026 RUSHING LEADERS (REGULAR SEASON)

RUSHING TDs

2026 RBs

1.	**Derrick Henry (Bal.)**	**3**
	D'Andre Swift (Chi.)	3
3.	Jonathan Taylor (Ind.)	2
	D. Montgomery (Hou.)/J. Gibbs (Det.)	2

RUSHING YARDS

2026 RBs

1.	Jahmyr Gibbs (Det.)	156
2.	**Derrick Henry (Bal.)**	**144**
3.	D'Andre Swift (Chi.)	124
4.	Breece Hall (NYJ)/Ashton Jeanty (LV)	102

YARDS BEFORE CONTACT PER RUSH

2026 RBs

1.	**Derrick Henry (Bal.)**	**4.54**
2.	Jonathan Taylor (Ind.)	3.21
3.	James Cook (Buf.)	2.62
4.	Blake Corum (LAR)	2.60

OFFENSIVE RUSH EPA

2026 RBs

1.	D'Andre Swift (Chi.)	7.4
2.	**Derrick Henry (Bal.)**	**5.7**
3.	Kyle Monangai (Chi.)	3.5
4.	Bucky Irving (TB)/Jonathan Taylor (Ind.)	3.0

In 2025, **Derrick Henry** recorded 216 rushing yards in the Week 17 win at GB, which are the most rushing yards by an opponent in Lambeau Field history.

MORE OF HENRY'S NO. 1 RANKS AMONG ACTIVE RBs

- ✗ 2,686 RUSHES
- ✗ 9,926 RUSHING YARDS AFTER CONTACT
- ✗ 130 SCRIMMAGE (RUSH + REC.) TDs
- ✗ 992 RUSHES OF 5+ YARDS
- ✗ 318 RUSHES OF 10+ YARDS
- ✗ 60 RUSHES OF 25+ YARDS
- ✗ 28 RUSHES OF 40+ YARDS
- ✗ 19 RUSHES OF 50+ YARDS
- ✗ 19 GAMES WITH 150+ RUSHING YARDS
- ✗ 7 GAMES WITH 200+ RUSHING YARDS
- ✗ 8 SEASONS WITH 10+ RUSHING TDs
- ✗ 7 SEASONS WITH 1,000+ RUSHING YARDS



MOST RUSHING YARDS & RUSHING TDs IN SINGLE GAME

Henry's 216-yard, 4-TD outing in 2025's Week 17 at GB marked the most rushing TDs scored in a single game in Ravens history, as well as the third-most rushing yards in a single game.

MOST RUSHING TDs

(SINGLE-GAME FRANCHISE HISTORY)

Rk.	Player (Game)	TDs
1.	**Derrick Henry (12/27/25 at GB)**	**4**
2.	**Derrick Henry (9/13/26 at Ind.)**	**3**
	Gus Edwards (10/29/23 at Ari.)	3
	Mark Ingram II (9/22/19 at KC)	3
	Ray Rice (10/30/11 at Ari.)	3
	Willis McGahee (1/3/20 at Oak.)	3
	Jamal Lewis (11/19/06 vs. Atl. AND 12/7/03 vs. Cin.)	3

MOST RUSHING YARDS

(SINGLE-GAME FRANCHISE HISTORY)

Rk.	Player (Game)	Yds
1.	Jamal Lewis (9/14/03 vs. Cle.)	295
2.	Priest Holmes (11/22/98 at Cin.)	227
3.	**Derrick Henry (12/27/25 at GB)**	**216**
4.	Jamal Lewis (12/21/03 at Cle.)	205
5.	Ray Rice (12/04/11 at Cle.)	204

SEASONS W/ 5+ RUSHING TDs TO BEGIN A CAREER

Henry has produced at least 5 rushing TDs in each of his first 10 seasons (2016-25), becoming the third player in NFL history to accomplish this feat.

MOST SEASONS W/ 5+ RUSH TDs TO BEGIN CAREER

(NFL HISTORY)

Rk.	Player	Seasons (Years)
1.	**Derrick Henry**	**10 (2016-25)**
	Marshall Faulk	10 (1994-2003)
	LaDainian Tomlinson	10 (2001-10)
4.	Jim Brown	9 (1957-65)
	Ricky Watters	9 (1992-2000)

GAMES W/ 150 RUSHING YARDS & 2+ RUSHING TDs

Henry's 14 games with at least 150 rushing yards and 2+ rushing TDs are the most in NFL history.

MOST GAMES W/ 150+ RUSH YARDS & 2+ RUSH TDs

(NFL HISTORY)

Rk.	Player	Games
1.	**Derrick Henry**	**14**
2.	Jim Brown	13
3.	LaDainian Tomlinson	12
4.	Barry Sanders	10
5.	Eric Dickerson	9
	Emmitt Smith	9

Derrick Henry's 87-yard rushing TD on Baltimore's first play of the 9/29/24 game vs. Buf. is the longest rush in Ravens franchise history.

PLAYER NOTES - HENRY

125 RUSHING TDs IN FIRST 11 SEASONS (2016-26)

Henry's 125 career rushing TDs are the third most through 11 seasons of a career in NFL history, trailing only LaDainian Tomlinson (145) and Emmitt Smith (145).

125 CAREER RUSHING TDs

Home	59	2016	5	2022	13
Away	66	2017	5	2023	12
1st Qtr.	24	2018	12	2024	16
2nd Qtr.	38	2019	16	2025	16
3rd Qtr.	33	2020	17	2026	3
4th Qtr./OT	30	2021	10	Primetime	33

200-YARD RUSHING PERFORMANCES

200-YARD RUSHING GAMES / REGULAR SEASON

NFL HISTORY

Rk.	Player	Games
1.	Derrick Henry	7
2.	Adrian Peterson	6
	O.J. Simpson	6
4.	Tiki Barber	5

ACTIVE PLAYERS

Rk.	Player (Team)	Games
1.	Derrick Henry (Bal.)	7
2.	Jonathan Taylor (Ind.)	3
4.	Achane/Barkley/Cook	1
	Dowdle/Gibbs/Jacobs	1

✗ In each of Henry's seven 200-yard rushing performances, he's also tallied at least 2 rushing TDs. His seven games with at least 200 rushing yards and multiple rushing scores double the second-most such performances by a player in NFL history. (Hall of Famers Jim Brown, Barry Sanders and LaDainian Tomlinson have each accomplished this single-game feat on three occasions.)

In 2025, **Derrick Henry** became the first player to record multiple seasons with 1,500+ scrimmage yards and 15+ rushing TDs at age 30 or older.

HISTORIC RUSHING SEASON IN 2020

In 2020, Henry earned NFL Offensive Player of the Year, *Associated Press* first-team All-Pro and FedEx Ground Player of the Year honors, while being named to his second-career Pro Bowl. He's one of nine players in NFL history to eclipse 2,000 rushing yards in a season, totaling career highs in rushing yards (2,027) and rushing TDs (17) on 378 carries (5.4 avg.).

2,000-YARD RUSHING SEASONS
(NFL HISTORY)

Rk.	Player (Team)	Rush Yards	Year
1.	Eric Dickerson (LAR)	2,105	1984
2.	Adrian Peterson (Min.)	2,097	2012
3.	Jamal Lewis (Bal.)	2,066	2003
4.	Barry Sanders (Det.)	2,053	1997
5.	Derrick Henry (Ten.)	2,027	2020
6.	Terrell Davis (Den.)	2,008	1998
7.	Chris Johnson (Ten.)	2,006	2009
8.	Saquon Barkley (Phi.)	2,005	2024
9.	O.J. Simpson (Buf.)	2,003	1973

KING HENRY'S ROYAL PLAYOFF PERFORMANCES

With 1,002 career postseason rushing yards, Henry is the second player in NFL history to record at least 1,000 rushing yards through his first nine career playoff games, joining Pro Football HOFer Terrell Davis (1,140).

MOST RUSH YARDS THROUGH NINE PLAYOFF GAMES
(NFL HISTORY)

Rk.	Player (Team)	Rushing Yards
1.	Terrell Davis (Den.)	1,140
2.	Derrick Henry (Bal./Ten.)	1,002
3.	John Riggins (Was.)	996

✗ In the Ravens' 2024 WC win over Pittsburgh, Henry posted a Ravens' single-game playoff record 186 rushing yards, also scoring 2 TDs (8 yards & 44 yards).

✗ Henry's 1,002 career playoff rushing yards stand as the seventh most in NFL postseason history.

Derrick Henry is the only player since the 1970 NFL merger to lead the league in rushing attempts, yards & TDs in consecutive seasons (2019-20).

HENRY'S CAREER HONORS

ASSOCIATED PRESS NFL OFFENSIVE PLAYER OF THE YEAR
- 2020

ASSOCIATED PRESS FIRST-TEAM ALL-PRO
- 2020

TWO-TIME ASSOCIATED PRESS SECOND-TEAM ALL-PRO
- 2019, 2024

FIVE-TIME PRO BOWLER
- 2019-20, 2022-24

THREE-TIME PFWA ALL-NFL TEAM
- 2019-20, 2024

FIVE-TIME PFWA ALL-AFC
- 2018-20, 2023-24

TWO-TIME FEDEX GROUND PLAYER OF THE YEAR
- 2019-20

NFL 101 AWARDS AFC OFFENSIVE PLAYER OF THE YEAR
- 2020

THREE-TIME AFC OFFENSIVE PLAYER OF THE MONTH
- December 2018, October 2020, October 2022

10-TIME AFC OFFENSIVE PLAYER OF THE WEEK
- Week 17, 2025; Week 6, 2024; Week 4, 2024; Week 8, 2022; Week 6, 2021; Week 2, 2021; Week 17, 2020; Week 6, 2020; Week 17, 2019; Week 14, 2018

19-TIME FEDEX GROUND PLAYER OF THE WEEK
- Week 17, 2025; Week 1, 2025; Week 4, 2024; Week 18, 2023; Week 5, 2021; Week 3, 2021; Week 2, 2021; Week 15, 2020; Week 14, 2020; Week 12, 2020; Week 11, 2020; Week 6, 2020; Week 17, 2019; Week 14, 2019; Week 13, 2019; Week 12, 2019; Week 10, 2019; Week 15, 2018; Week 14, 2018

RAVENS WALTER PAYTON MAN OF THE YEAR NOMINEE
- 2025

TWO-TIME TITANS WALTER PAYTON MAN OF THE YEAR NOMINEE
- 2021-22

PLAYER NOTES - FLOWERS

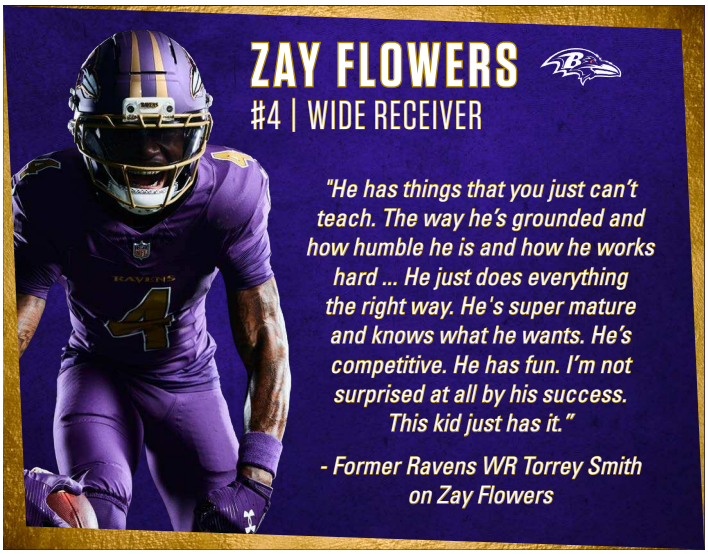

ZAY FLOWERS

#4 | WIDE RECEIVER

"He has things that you just can't teach. The way he's grounded and how humble he is and how he works hard ... He just does everything the right way. He's super mature and knows what he wants. He's competitive. He has fun. I'm not surprised at all by his success. This kid just has it."

- Former Ravens WR Torrey Smith on Zay Flowers

MOVING UP THE RECORD BOOKS

WR Zay Flowers logged career highs in both receiving yards (1,211 - 7th in NFL) and receptions (86 - 11th in NFL) in 2025. He now ranks in the Top 5 in franchise history in both career receiving yards (3,278) and receptions (242).

TOP 5 REC. YARDS & RECEPTIONS IN TEAM HISTORY

REC. YARDS

Rk.	Player	Yards
1.	Mark Andrews	6,001
2.	Derrick Mason	5,777
3.	Todd Heap	5,492
4.	Torrey Smith	3,591
5.	Zay Flowers	3,278

RECEPTIONS

Rk.	Player	Receptions
1.	Mark Andrews	484
2.	Derrick Mason	471
3.	Todd Heap	467
4.	Ray Rice	369
5.	Zay Flowers	242

BLOOMING INTO ONE OF THE GAME'S BEST

FLOWERS' PASS CATCHER RANKINGS SINCE 2024

(MIN: 150 TARGETS)

3 YARDS PER ROUTE RUN 2.64	**3t** 40+ YARD RECEPTIONS 10	**5t** 100-YARD RECEIVING GAMES 9
7 RECEIVING YARDS 2,420	**8** PASSER RATING WHEN TARGETED 111.8	**9** YARDS PER RECEPTION 14.7

In Week 1 at Ind. (9/13), Flowers registered a career-high 150 yards on 5 receptions, all of which were recorded in the first half. His 150 yards are the second-most receiving yards in a first half in franchise history, trailing only Derrick Alexander (166 yards - 12/1/96 vs. Pit.).

ZAY RECORDS BACK-TO-BACK 1,000-YARD SEASONS

Rk.	Player	Seasons (Years)
1.	Derrick Mason	3 (2007-09)
2.	Zay Flowers	2 (2024-25)
	Derrick Alexander	2 (1996-97)

✗ In 2025, Flowers became the third Raven to record 1,000 yards in back-to-back seasons, joining Derrick Mason and Derrick Alexander.

FASTEST IN RAVENS HISTORY TO 3K REC. YARDS

In 2025, Flowers became the fastest player in Ravens history to reach 3,000 receiving yards in a career, doing so in his 50th game played.

FEWEST GAMES TO 3,000 CAREER RECEIVING YDs

(RAVENS HISTORY)

Rk.	Player	Games (Years)
1.	Zay Flowers	50 (2023-25)
2.	Torrey Smith	53 (2011-14)
3.	Mark Andrews	58 (2018-21)

FASTEST IN RAVENS HISTORY TO 200 RECEPTIONS

In 2025, Flowers became the fastest player in Ravens franchise history to reach 200 receptions in a career, doing so in his 42nd game played.

FEWEST GAMES TO 200 CAREER RECEPTIONS

(RAVENS HISTORY)

Rk.	Player	Games (Years)
1.	Zay Flowers	42 (2023-25)
2.	Ray Rice	51 (2008-11)
3.	Mark Andrews	54 (2018-21)

In 2025, WR Zay Flowers became the first Raven to record multiple 1,000-yard receiving seasons within the first three years of a career.

50+ SCRIMMAGE YARDS IN FIRST SEVEN GAMES

In 2023, Flowers became the second rookie WR (also Ja'Marr Chase in 2021) since the 1970 AFL-NFL Merger to post at least 50 yards from scrimmage in each of the first seven games of a professional career.

50+ SCRIMMAGE YDS IN EACH OF 1ST SEVEN GAMES

(WRs SINCE 1970 AFL-NFL MERGER)

ZAY FLOWERS (2023)

JA'MARR CHASE (2021)

PLAYER NOTES - CAMPBELL

CALAIS CAMPBELL

#93 | DEFENSIVE LINEMAN

"Calais is – I've said it countless times – a force multiplier. He's one of those guys that doesn't just make our defensive line better; he makes our defense better. He makes our team better. And anytime you can inject that type of energy and leadership into a locker room, that's a win.

- Defensive coordinator Anthony Weaver on Campbell's veteran presence

THE BEST ABILITY IS AVAILABILITY

DL Calais Campbell started his 260th career game in Week 1, joining Jim Marshall (272) and Pro Football Hall of Famer Bruce Smith (267) as the only D-linemen in NFL history to register at least 260 games started.

GAMES PLAYED
(DEFENSIVE LINEMEN / NFL HISTORY)

Rk.	Player	GP
1.	Jim Marshall	282
2.	Calais Campbell	279
	Bruce Smith*	279
4.	Cameron Jordan	243
5.	Ted Washington	236

GAMES STARTED
(DEFENSIVE LINEMEN / NFL HISTORY)

Rk.	Player	GS
1.	Jim Marshall	272
2.	Bruce Smith*	267
3.	Calais Campbell	260
4.	Cameron Jordan	243
5.	Reggie White*	228

GAMES PLAYED
(ACTIVE PLAYERS)

Rk.	Player (Team)	GP
1.	DL Calais Campbell (Bal.)	279
2.	LS J.J. Jansen (Car.)	278
3.	QB Aaron Rodgers (Pit.)	265
4.	LS Jon Weeks (SF)	262
5.	K Nick Folk (Atl.)	259

GAMES STARTED
(ACTIVE PLAYERS)

Rk.	Player (Team)	GS
1.	DL Calais Campbell (Bal.)	260
2.	QB Aaron Rodgers (Pit.)	258
3.	DE Cameron Jordan (NO)	242
4.	QB Matthew Stafford (LAR)	240
5.	OLB Demario Davis (NYJ)	214

GAMES PLAYED
(NFL HISTORY / EXCL. SPECIALISTS)

Rk.	Player	GP
1.	George Blanda* (QB/K)	340
2.	Tom Brady*	335
3.	Jerry Rice*	303
4.	Brett Favre*	302
5.	Bruce Matthews*	296
6.	Darrell Green*	295
7.	Marcedes Lewis	290
8.	Drew Brees*	287
9.	Jim Marshall	282
10.	Bruce Smith*	279
11.	Calais Campbell	279
	Clay Matthews	278

GAMES STARTED
(NFL HISTORY)

Rk.	Player	GS
1.	Tom Brady*	333
2.	Brett Favre*	298
3.	Bruce Matthews*	293
4.	Drew Brees*	286
5.	Jerry Rice*	284
6.	Jim Marshall	272
7.	Bruce Smith*	267
8.	Peyton Manning*	265
9.	Larry Fitzgerald*	261
10.	Calais Campbell	260
11.	Darrell Green*	258
	Aaron Rodgers	258

*Pro Football Hall of Famer

AMONG THE GAME'S BEST

CAMPBELL'S RANKS AMONG ACTIVE PLAYERS

1 TACKLES FOR LOSS 196	**1** QB HITS 282	**1** BLOCKED KICKS 11
1 TACKLES* 953	**4** SACKS 117	**2** PASSES DEFENSED* 65

*Among active defensive linemen

CLIMBING THE ALL-TIME LIST

MOST SACKS / SINCE 1982

Rk.	Player	Sacks
1.	Bruce Smith*	200
2.	Reggie White*	198
3.	Kevin Greene*	160
4.	Julius Peppers*	159.5
5.	Chris Doleman*	150.5
6.	Michael Strahan*	141.5
7.	Jason Taylor*	139.5
8.	Terrell Suggs	139
9.	Von Miller**	138.5
	DeMarcus Ware*	138.5
11.	Richard Dent*	137.5
	John Randle*	137.5
13.	Jared Allen*	136
14.	John Abraham	133.5
15.	Leslie O'Neal	132.5
	Lawrence Taylor*	132.5
17.	Cameron Jordan**	132
18.	Rickey Jackson*	128
19.	Derrick Thomas*	126.5
20.	Dwight Freeney*	125.5
	Myles Garrett**	125.5
22.	Robert Mathis	123
23.	Simeon Rice	122
24.	Clyde Simmons	121.5
25.	Calais Campbell**	117
	T.J. Watt**	117

*Pro Football Hall of Famer **Active Player

STILL BRINGING THE HEAT

The 2025 campaign was Campbell's 15th season with 5+ sacks. He is one of just four players since 1982 to have at least 15 seasons with 5+ sacks, joining Hall of Famers Bruce Smith (18), Julius Peppers (16) and Reggie White (15).

MOST SEASONS WITH 5+ SACKS
(SINCE 1982)

Bruce Smith	18
Julius Peppers	16
Calais Campbell	15
Reggie White	15

PLAYER NOTES - CAMPBELL

CAMPBELL'S SACK BREAKDOWN

Campbell has registered at least a half-sack against 56 different QBs and 29 different teams in 28 different stadiums.

SACKS BY QB

Sacks	QB
5.5	Russell Wilson
4	Sam Bradford
	Jacoby Brissett
	Marcus Mariota
	Aaron Rodgers
	Alex Smith
	Deshaun Watson
	Carson Wentz
3.5	Jared Goff
	Matt Hasselbeck
	Tom Savage
3	Blaine Gabbert
	Colin Kaepernick
	Eli Manning
	Dak Prescott
	Matthew Stafford
	Bryce Young
2.5	Andy Dalton
	Sam Darnold
	Tarvaris Jackson
	Gardner Minshew
	Trevor Lawrence
	Ben Roethlisberger
2	Tom Brady
	Drew Brees
	Austin Davis
	Joe Flacco
	Baker Mayfield
	Cam Newton
	T.J. Yates
1.5	Joe Burrow
	Jay Cutler
	Andrew Luck
1	Teddy Bridgewater
	Jimmy Clausen
	Kirk Cousins
	Joshua Dobbs
	Brett Favre
	Nick Foles
	Chad Henne
	Taysom Hill
	Sam Howell
	Josh Johnson
	Daniel Jones
	Jon Kitna
	Josh McCown
	Keith Null
	Philip Rivers
	Tony Romo
	Matt Ryan
	Geno Smith
	Ryan Tannehill
	Mike Vick
0.5	David Garrard
	DeShone Kizer
	Vince Young

SACKS BY OPPONENT

Sacks	Opponent
13.5	Seattle
12	LA Rams
9.5	Houston
8	San Francisco
7	Carolina
6	Indianapolis
5.5	Tennessee
5	Dallas
4.5	NY Jets
	Philadelphia
4	NY Giants
	Jacksonville
3.5	Cincinnati
	New Orleans
	Pittsburgh
3	Green Bay
	Minnesota
	Washington
2	Detroit
	New England
1.5	Chicago
	Cleveland
1	Atlanta
	Baltimore
	Kansas City
	LA Chargers
	Las Vegas
	Miami
	Tampa Bay

SACKS BY STADIUM

Sacks	Stadium
32	State Farm Stadium
19	EverBank Stadium
11.5	Lumen Field
6.5	NRG/Reliant Stadium
6	MetLife Stadium
3.5	Lincoln Financial Field
	Mercedes-Benz Stadium
3	**M&T Bank Stadium**
	Hard Rock Stadium
	AT&T Stadium
2.5	Acrisure Stadium
	Wembley Stadium
2	Bank of America Stadium
	Candlestick Park
	Gillette Stadium
	Levi's Stadium
	Lucas Oil Stadium
	Paycor/Paul Brown Stadium
1.5	Caesars Superdome
	LA Coliseum
1	Edward Jones Dome
	Giants Stadium
	Raymond James Stadium
	SoFi Stadium
0.5	Huntington Bank Field
	Lambeau Field
	Nissan Stadium
	Soldier Field

AGELESS WONDER

Campbell is one of three players to record multiple games with at least 1.5 sacks at age 39-or-older, joining Hall of Famer Bruce Smith (three games) and Clay Matthews (two games). Campbell turned 40 on Sept. 1.

MULTI-SACK GAMES AT AGE 39+
(SINCE 1982)

BRUCE SMITH
3 GAMES

CALAIS CAMPBELL
2 GAMES

CLAY MATTHEWS
2 GAMES

SACK ATTACK

MULTI-SACK GAMES
(ACTIVE PLAYERS)

Rk.	Player (Team)	Games
1.	Myles Garrett (LAR)	35
2.	T.J. Watt (Pit.)	33
3.	Danielle Hunter (Hou.)	28
4.	**Calais Campbell (Bal.)**	**24**
5.	Khalil Mack (LAC)	23

CAMPBELL'S CAREER HONORS

SIX-TIME PRO BOWLER
• 2014-15, 2017-20

WALTER PAYTON NFL MAN OF THE YEAR
• 2019

NFL ALL-DECADE TEAM
• 2010s

SIX-TIME TEAM CAPTAIN
• 2014-15, 2018-19, 2024-25

DON SHULA LEADERSHIP AWARD
• 2024

NFLPA ALAN PAGE COMMUNITY AWARD
• 2023

ART ROONEY SPORTSMANSHIP AWARD
• 2022

AFC SPECIAL TEAMS PLAYER OF THE WEEK
• Week 14, 2022

BART STARR AWARD
• 2019

***PFWA* ALL-AFC TEAM**
• 2019

PRO BOWL DEFENSIVE MVP AWARD
• 2019

FOUR-TIME NFLPA COMMUNITY MVP
• Oct. 2023; Oct. 2019; Oct. 2016; Nov. 2014

3-TIME AFC DEFENSIVE PLAYER OF THE WEEK
• Week 6, 2020; Week 3, 2019; Week 1, 2017

***PFWA* + *SPORTING NEWS* DEF. PLAYER OF THE YEAR**
• 2019

NFL 101 AWARDS DEF. PLAYER OF THE YEAR
• 2017

***AP* FIRST-TEAM ALL-PRO (AS A DE)**
• 2017

***AP* SECOND-TEAM ALL-PRO (AS A DT)**
• 2016-17

POP WARNER HUMANITARIAN AWARD
• 2015

***AP* SECOND-TEAM ALL-PRO (AS A DE)**
• 2014

NFC DEFENSIVE PLAYER OF THE WEEK
• Week 2, 2012

NFC SPECIAL TEAMS PLAYER OF THE WEEK
• Week 2, 2009

ROQUAN SMITH

#0 | INSIDE LINEBACKER

"Roquan is just a great, tenacious leader. He excels at understanding what the offense is doing. He has a very high football I.Q., and he loves to hit, as well. He always wants to be a part of the tackle."

- T Ronnie Stanley on ILB Roquan Smith's leadership and impact on the defense

AGENT ZERO STRIKES AGAIN

In Week 1, **ILB Roquan Smith** recorded a team-high 11 tackles (5 solo) and 1 INT. It marked the 62nd double-digit tackle game of his career, the most such games among active players and tied with Ray Lewis for fourth most since 2000.

DOUBLE-DIGIT TACKLE GAMES / ACTIVE PLAYERS

Rk.	Player (Team)	10-plus TKL Games
1.	Roquan Smith (Bal.)	62
2.	Foye Oluokun (Jax.)	52
3.	Demario Davis (NYJ)	44
4.	Alex Singleton (Den.)	42
5.	Fred Warner (SF)	40
6.	Jordyn Brooks (Mia.)	38
7.	Budda Baker (Ari.)	35
	Zaire Franklin (Ind.)	35

✗ Since his 2022 Baltimore arrival, Smith and Jaguars LB Foye Oluokun are the NFL's only LBs to record multiple INTs in Week 1 contests.

SCOOP & SCORE

Smith's 63-yard FR-TD vs. Cle. (9/14/25) marked the first of his career, the second defensive TD of his career (a 53-yard INT-TD with the Bears in 2021) and the third-longest defensive FR in Ravens franchise history.

LONGEST DEFENSIVE FRs / FRANCHISE HISTORY

Player	FR Yds	Date & Opp.
Marlon Humphrey	70t	11/3/19 vs. NE
Chuck Clark	65t	11/8/20 at Ind.
Roquan Smith	63t	9/14/25 vs. Cle.
Tavon Young	62t	12/22/18 at LAC
Kelly Gregg	59	9/17/06 vs. Oak.
Adalius Thomas	57t	11/26/06 vs. Pit.
Patrick Queen	53t	10/11/20 vs. Cin.
Jimmy Smith	47t	10/8/17 at Oak.
Terrell Suggs	43t	11/25/18 vs. Oak.

SMITH'S LB RANKS SINCE 2018

SOLO TACKLES	TOTAL TACKLES	INTs	TFL
1	2	3t	13
696	1,145	11	68

ACTIVE TACKLES LEADERS SINCE 2018

TOTAL TACKLES

Rk.	Player (Team)	TTs
1.	Roquan Smith (Bal.)	1,145
2.	Foye Oluokun (Jax.)	1,066
3.	Demario Davis (NYJ)	962
4.	Fred Warner (SF)	958
5.	Budda Baker (Ari.)	950
6.	Tremaine Edmunds (NYG)	908
7.	Jordyn Brooks (Mia.)	847
8.	Kevin Byard (NE)	820
9.	Jessie Bates (Atl.)	815
10.	Bobby Okereke (Car.)	800

SOLO TACKLES

Rk.	Player (Team)	Solo
1.	Roquan Smith (Bal.)	696
2.	Foye Oluokun (Jax.)	639
3.	Budda Baker (Ari.)	623
4.	Fred Warner (SF)	603
5.	Demario Davis (NYJ)	569
6.	Tremaine Edmunds (NYG)	556
7.	Kevin Byard (NE)	544
8.	Jessie Bates (Atl.)	538
9.	Bobby Okereke (Car.)	505
10.	Jordyn Brooks (Mia.)	499

IN LEGENDARY COMPANY

Smith became the first player since Hall of Famer Ray Lewis (1996-2001) to post at least 100 tackles, multiple sacks and 1 INT in each of the first six years of a career (2018-23). He's also the only player in NFL history to reach these marks in each of the first seven years of a career (2018-24).

ROQUAN SMITH
FIRST 6 SEASONS
(2018-23)

Year	TTs	Sacks	INTs
2023	158	1.5	1
2022	169	4.5	3
2021	163	3	1
2020	139	4	2
2019	100	2	1
2018	121	5	1

RAY LEWIS
FIRST 6 SEASONS
(1996-2001)

Year	TTs	Sacks	INTs
2001	162	3.5	3
2000	187	3	2
1999	198	3.5	3
1998	154	3	2
1997	210	4	1
1996	142	2.5	1

SMITH TACKLES MORE FEATS

1,000

With his 10-tackle performance in the 2024 regular season finale vs. Cle (1/4/25), Smith eclipsed 1,000 career tackles, becoming the youngest player (27 years old) in NFL history to reach the 1K mark.

KYLE HAMILTON

#14 | SAFETY

"One of the things you love about Kyle is that he's kind of a unicorn. He can do many different things. He does them all very well. He can be used in a lot of different positions. We've had to move him around quite a bit. I wouldn't say that really the improvement of our defense was strictly tied to Kyle last year, but he made it easier for us to put players in different positions."

- EVP & GM Eric DeCosta on S Kyle Hamilton's versatility

THE SWISS ARMY KNIFE DOES IT ALL

Since 2022 (when he entered the league), S Kyle Hamilton owns 25 TFL, which ranks third most among NFL DBs.

TOTAL TACKLES FOR LOSS BY DBs / SINCE 2022

Rk.	Player (Team)	TFL
1.	Mike Hilton (FA)	29
2.	Derwin James (LAC)	26
3.	Kyle Hamilton (Bal.)	25

✗ Hamilton became the first DB and the second NFL player (former Ravens LB Peter Boulware) since 1999 to post at least 9 tackles, 1 sack, 3 TFL, 2 PD and 1 FF in a single game in the win at Cle. (11/16).

ULTIMATE CHESS PIECE

In 2025, Hamilton moved all around the defense and found success at every level. He was one of two NFL players (also S Tre'von Moehrig) in 2025 to play at least 200 snaps at slot CB, high safety and OLB.

Position	Snaps	TTs	TFL
Slot CB	249	20	0
High Safety	223	23	1
Outside LB	209	24	1
Edge	144	20	3
Middle LB	59	10	1
Interior Line	38	6	1
Cornerback	34	1	0

HAMILTON

PROHIBITING THE PASS

Since 2024, Hamilton's 8.1 yards per completion ranks as the league's best by a safety (min. 100 targets in coverage).

YDs / COMP. ALLOWED BY A SAFETY / SINCE 2024

(MIN. 100 TARGETS IN COVERAGE)

Rk.	Player (Team)	Yds/Comp.
1.	Kyle Hamilton (Bal.)	8.1
2.	Tre'von Moehrig (Car.)	8.7
3.	Derwin James (LAC)	8.8
4.	Javon Bullard (GB)	9.0

ATTACKING THE BACKFIELD

Hamilton had a career day vs. Ind. in 2023 (9/24), posting a single-game best 3 sacks, while adding 9 tackles (7 solo), 1 FF and 1 PD. He became the youngest defensive back (at 22 years & 192 days old) with 3 sacks in a game since 1982, when the individual sack became an official statistic.

YOUNGEST NFL DBs WITH 3+ SACKS IN A GAME

(SINCE DATA BECAME AVAILABLE IN 2000)

KYLE HAMILTON
BAL. VS. IND. (9/24/23)
22 YEARS, 192 DAYS

MIKE HILTON
PIT. AT HOU. (12/25/17)
23 YEARS, 291 DAYS

JAMAL ADAMS
NYJ AT WAS. (11/17/19)
24 YEARS, 31 DAYS

NO-FLY ZONE

With 2 INTs at SF in 2023 (12/25), Hamilton became the youngest Raven in franchise history (22 years, 284 days) with a multi-pick performance.

YOUNGEST RAVENS W/ 2 INTs IN A GAME

Player	Age (Days)	Date
Kyle Hamilton	22 (284)	12/25/23
Ralph Staten	23 (4)	12/7/97
Ray Lewis	23 (191)	11/22/98
Dawan Landry	23 (303)	10/29/06
Ed Reed	24 (60)	11/10/02

✗ In total, the defense recorded 5 INTs on MNF, which tied for the most in single-game franchise history.

ONE FOR THE HISTORY BOOKS

With 10 TFL in 2023, Hamilton surpassed S Ed Reed's record (2003) for most TFL (8) by a DB in Ravens single-season history.

TFL BY RAVENS DBs / SINGLE-SEASON HISTORY

Rk.	Player (Year)	TFL
1.	Kyle Hamilton (2023)	10
2.	Ed Reed (2003)	8
3.	Tony Jefferson (2017)	7

FIRST CAREER INT-TD

Hamilton scored his first-career INT-TD off his own deflected pass on the second play from scrimmage in Week 10 of 2023 vs. Cle. (11/12). The score marked the franchise's fastest defensive TD ever recorded in a game (40 seconds).

A PROLIFIC PLAYOFF DEBUT

✗ Finishing with a team-high 9 tackles (5 solo), 1 FF & 1 FR, Hamilton became the first player in Ravens history to record at least 1 FF and 1 FR in a playoff debut (1/15/23 at Cin.).

✗ Hamilton's 9 tackles also tied LB C.J. Mosley (1/3/15 at Pit.) for the second most by a Raven in a playoff debut, trailing only DL Marques Douglas (13 – 1/3/04 vs. Ten.).

PLAYER NOTES - HENDRICKSON

TREY HENDRICKSON

#91 | OUTSIDE LINEBACKER

"Trey is a pro. The way you see him move and operate and just his approach to work, he is as detailed a player as I've been around. How he takes care of his body, whether it's a walk-through, whatever it is, he is trying to operate as if it's the most important play in the history of football. That's why he's had the success he's had."

- Defensive coordinator Anthony Weaver on Hendrickson's success

A QB'S NIGHTMARE

OLB Trey Hendrickson enters his first year in Baltimore after five seasons (2021-25) with the Bengals. Over that span, he earned *AP* first-team All-Pro honors (2024), four Pro Bowl selections (2021-24) and three AFC Defensive Player of the Week honors (Week 9, 2024; Week 18, 2024; Week 3, 2022), ranking Top 10 in the NFL in sacks (61), QB pressures (341) and FFs (12) since 2021.

SACKS
(SINCE 2021)

Rk.	Player (Team)	Sacks
1.	Myles Garrett (LAR)	83
2.	T.J. Watt (Pit.)	67.5
3.	Micah Parsons (GB)	65
4.	**Trey Hendrickson (Bal.)**	**61**
5.	Danielle Hunter (Hou.)	60

QB PRESSURES
(SINCE 2021)

Rk.	Player (Team)	Pressures
1.	Micah Parsons (GB)	385
1.	Myles Garrett (LAR)	385
3.	Josh Hines-Allen (Jax.)	361
4.	**Trey Hendrickson (Bal.)**	**341**
5.	Maxx Crosby (LV)	327

FORCED FUMBLES
(SINCE 2021)

Rk.	Player (Team)	FFs
1.	T.J. Watt (Pit.)	19
2.	Joey Bosa (FA)	16
3.	Myles Garrett (LAR)	13
	Khalil Mack (LAC)	13
	Fred Warner (SF)	13
6.	**Trey Hendrickson (Bal.)**	**12**

GAME-WRECKING PRODUCTION

Hendrickson's four 13-sack seasons are tied for the NFL's sixth most since 1982 (when sacks were first officially tracked).

SEASONS WITH 13+ SACKS
(SINCE 1982)

Rk.	Player (Team)	# of Seasons
1.	Reggie White (Phi./GB/Car.)*	9
2.	Bruce Smith (Buf./Was.)*	7
3.	Myles Garrett (LAR/Cle.)	6
	Kevin Greene (LAR/Pit./Car./SF)*	6
5.	T.J. Watt (Pit.)	5
6.	**Trey Hendrickson (NO/Cin./Bal.)**	**4**
	10 tied	4

*Pro Football Hall of Famer

THE CLOSER

Hendrickson has displayed a knack for getting to the opposing QB at crucial moments. Since 2019, he has registered an NFL-best 31 sacks in the fourth quarter.

FOURTH-QUARTER SACKS
(SINCE 2019)

Rk.	Player (Team)	Sacks
1.	**Trey Hendrickson (Bal.)**	**31**
2.	Danielle Hunter (Hou.)	30
3.	Myles Garrett (LAR)	28.5
4.	Nick Bosa (SF)	22.5
	Maxx Crosby (LV)	22.5
	T.J. Watt (Pit.)	22.5

HENDRICKSON

HIGHEST QB PRESSURE RATES SINCE 2023
(MIN. 500 PASS RUSH SNAPS)

Rk.	Player (Team)	QBP%
1.	Micah Parsons (GB)	20.1%
2.	**Trey Hendrickson (Bal.)**	**19.1%**
3.	Will Anderson Jr. (Hou.)	18.8%
4.	Nik Bonitto (Den.)	17.9%
5.	Myles Garrett (LAR)	17.5%

✗ According to Next Gen Stats, Hendrickson has averaged the NFL's second-highest QB pressure rate (17.8%) since 2023, trailing Micah Parsons (GB).

IMMEDIATE IMPACT

In Hendrickson's Baltimore debut, he recorded a 30.8% QBP rate, leading all players across Week 1 (min. 20 pass rush snaps).

Rk.	Player (Team)	Wk 1 QBP Rate
1.	**Trey Hendrickson (Bal.)**	**30.8%**
2.	Dallas Turner (Min.)	29.4%
3.	**Tavius Robinson (Bal.)**	**28.0%**
4.	Travon Walker (Jax.)	27.3%
5.	Dre'Mont Jones (NE)	26.1%

PLAYER NOTES - HUMPHREY

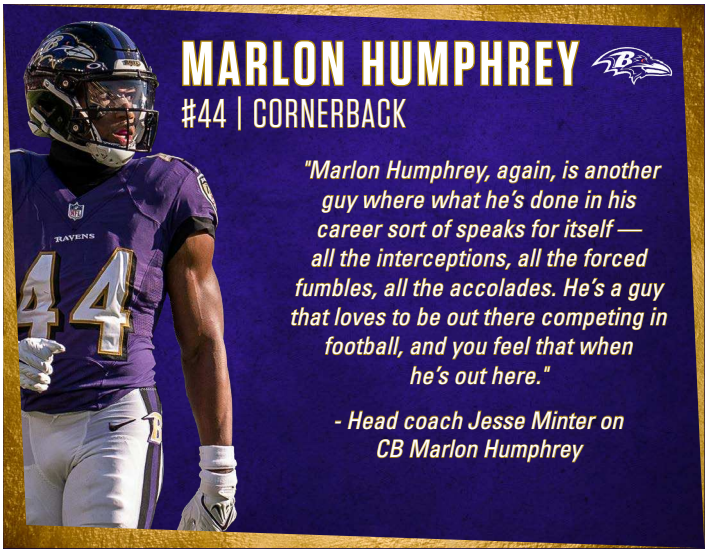

INTERCEPTION MACHINE

With 23 career INTs (175 return yards), CB Marlon Humphrey ranks fourth all time in franchise history.

INTERCEPTIONS / RAVENS HISTORY

Rk.	Player (Years)	INTs
1.	Ed Reed (2002-12)	61
2.	Ray Lewis (1996-2012)	31
3.	Chris McAlister (1999-2008)	26
4.	Marlon Humphrey (2017-present)	23
5.	Duane Starks (1998-2001)	20
	Rod Woodson (1998-2001)	20

✗ In 2024, Humphrey led all AFC defenders with 6 INTs, which also tied for third most among all NFL defenders on the year.

✗ Humphrey's sixth pick in 2024 came on a fourth-quarter pick-6 in the 34-17 victory vs. Pit. (12/21), marking the first INT-TD and the third defensive score (2 FR-TDs in 2019) of his career.

HUMPHREY IN GOOD COMPANY

Humphrey is just the third defender in franchise history to register double-digit INTs (23) *and* double-digit FFs (18) throughout a Ravens career. He stands with Hall of Famers LB Ray Lewis (31 INTs & 20 FFs) and S Ed Reed (61 INTs & 11 FFs) as the only Ravens to accomplish this feat. In 2025, Humphrey had 4 INTs and 2 FFs.

RAVENS W/ DOUBLE-DIGIT INTERCEPTIONS & FORCED FUMBLES

Player (Years)	INTs	FFs
Ray Lewis (1996-2012)	31	20
Ed Reed (2002-12)	61	11
Marlon Humphrey (2017-present)	23	18

BALTIMORE DEFENDERS SINCE 2017

INTERCEPTIONS / SINCE 2017

Rk.	Player	INTs
1.	Marlon Humphrey	23
2.	Marcus Peters	8
	Geno Stone	8

PASSES DEFENSED / SINCE 2017

Rk.	Player	PD
1.	Marlon Humphrey	105
2.	Kyle Hamilton	36
3.	Chuck Clark / Brandon Stephens	32

FORCED FUMBLES / SINCE 2017

Rk.	Player	FFs
1.	Marlon Humphrey	18
2.	Matt Judon	7
	Odafe Oweh	7

MARLON MAKES IMPACTFUL PLAYS

✗ In Baltimore's Week 1 win at Ind., Humphrey registered his 18th-career FF with 6:47 to go in the first half, setting up a Ravens TD. Baltimore's record is 23-5 when Humphrey records a takeaway.

✗ Humphrey is the third Raven (also CB Chris McAlister & S Ed Reed) to record at least 1 INT in each of his first nine NFL seasons (2017-25).

✗ Additionally, Humphrey is the fourth Raven (also Chris McAlister, Ray Lewis & Ed Reed) to reach 100 career PD. He's also the third active player (also Jalen Ramsey & Denzel Ward) to reach the milestone within the first nine years of a career.

✗ Humphrey posted 2 INTs at TB (10/21/24), marking the first multi-INT game of his career. He became the first player in 2024 to record at least 2 picks in the same quarter and the only to do so on back-to-back defensive drives.

✗ Humphrey's 70-yard FR-TD vs. NE in Week 9 of the 2019 season is the longest FR return in Ravens franchise history.

MARLON THE MAGNET

Since 2017 (when he entered the league), Humphrey's 105 PD are the most among active NFL players.

TOTAL PASSES DEFENSED / SINCE 2017
- AMONG ACTIVE PLAYERS -

Rk.	Player (Team)	PD
1.	Marlon Humphrey (Bal.)	105
2.	Denzel Ward (Cle.)	104
3.	Jalen Ramsey (Pit.)	103
4.	Carlton Davis (NE)	94
5.	Rasul Douglas (Was.)	92
6.	Harrison Smith (Min.)	79
7.	Kevin Byard (NE)	77
	Charvarius Ward (Ind.)	77

PLAYER NOTES - WIGGINS

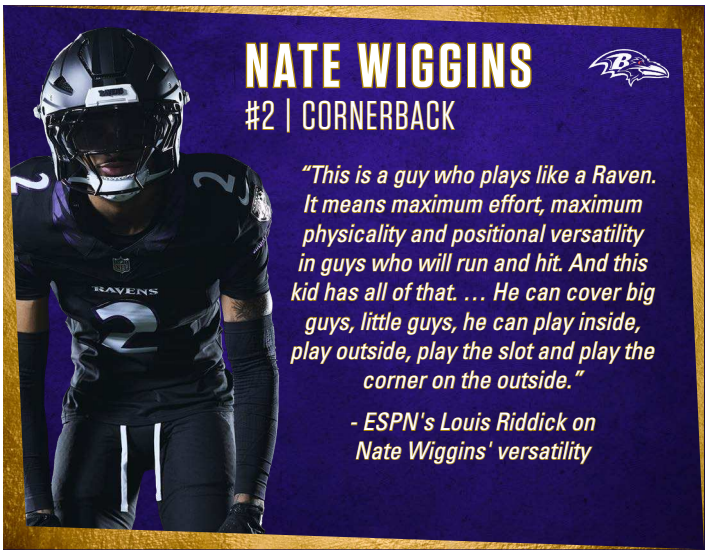

NATE WIGGINS
#2 | CORNERBACK

"This is a guy who plays like a Raven. It means maximum effort, maximum physicality and positional versatility in guys who will run and hit. And this kid has all of that. … He can cover big guys, little guys, he can play inside, play outside, play the slot and play the corner on the outside."

- ESPN's Louis Riddick on Nate Wiggins' versatility

NOT ON NATE'S WATCH

In his second NFL season, CB Nate Wiggins allowed a 76.6 opponent passer rating, the third-best mark among 2025 NFL CBs (min. 80 targets in coverage).

OPP. PASSER RATING ALLOWED / 2025 CBs
(MIN. 80 TARGETS IN COVERAGE)

Rk.	Player (Team)	Opp. Rating
1.	Quinyon Mitchell (Phi.)	64.3
2.	Michael Jackson (Car.)	75.0
3.	Nate Wiggins (Bal.)	76.6
4.	Josh Jobe (Sea.)	77.0
5.	Kamari Lassiter (Hou.)	79.8

✗ Since the start of the 2024 season, Wiggins (73.0) and teammate CB Marlon Humphrey (72.9) rank Top 3 in opponent passer rating allowed by CBs (min. 160 targets in coverage).

OPP. PASSER RATING ALLOWED / CBs SINCE 2024
(MIN. 160 TARGETS IN COVERAGE)

Rk.	Player (Team)	Opp. Rating
1.	Marlon Humphrey (Bal.)	72.9
2.	Nate Wiggins (Bal.)	73.0
	Kamari Lassiter (Hou.)	73.0
4.	Christian Gonzalez (NE)	74.6
5.	Quinyon Mitchell (Phi.)	74.8

GOING THE DISTANCE

With 3 INTs in 2025, Wiggins accumulated 84 INT yards, highlighed by a 61-yard return in the 41-17 victory vs. Cle. (9/14). Among players with at least 3 picks in 2025, Wiggins' 28.0 average INT return yards ranked as the NFL's third best.

AVG. INT RETURN YDs / 2025 DEFENDERS
(MIN. 3 INTs)

Rk.	Player (Team)	Avg. INT Yds
1.	Devin Bush (Cle.)	54.7
2.	Ernest Jones IV (Sea.)	30.0
3.	Nate Wiggins (Bal.)	28.0
4.	Devin Lloyd (Jax.)	27.0

OFF TO A STRONG START

✗ Over 34 coverage snaps in Baltimore's Week 1 win at Ind., Wiggins allowed zero receptions on two targets. He is the only CB (min. 25 coverage snaps) to not allow a reception in Week 1, per Next Gen Stats.

LOCKDOWN FIRST-ROUNDER

Wiggins' 13 PD tied for the second most by a 2024 rookie. His 13 PD are also the most by a rookie in Ravens history, which surpassed the previous record of 11 set by Marlon Humphrey (2017), Dawan Landry (2006) and Ed Reed (2002).

2024 PD LEADERS / ROOKIES

Rk.	Player (Team)	PD
1.	Mike Sainristil (Was.)	14
2.	Nate Wiggins (Bal.)	13
	Renardo Green (SF)	13
4.	Quinyon Mitchell (Phi.)	12
5.	Calen Bullock (Hou.)	11

✗ Wiggins was also just one of three rookie CBs who didn't allow a touchdown in coverage in 2024 (min. 40 targets).

FINDING GOLD ON AN ISLAND

During his 2024 rookie campaign, Wiggins allowed just 31 completions on 62 targets for a 50.0 completion percentage, which ranked fourth among all CBs (min. 40 targets in coverage).



COMPLETION PCT. ALLOWED / 2024 CBs
(MIN. 40 TARGETS IN COVERAGE)

Rk.	Player (Team)	Comp. %
1.	Kamari Lassiter (Hou.)	43.8
2.	Derek Stingley Jr. (Hou.)	47.1
3.	Adoree' Jackson (NYG)	48.8
4.	Nate Wiggins (Bal.)	50.0

HOUSE CALL

Wiggins tallied his first-career INT (a 26-yard INT-TD) vs. Cle. (1/4/25), becoming the fourth Ravens rookie to post a pick-6, joining S Dawan Landry, CB Ronnie Prude and S Chad Williams. He also became the youngest player (21 years & 129 days) in franchise history to register an INT-TD.

YOUNGEST RAVENS W/ AN INT-TD

NATE WIGGINS
VS. CLE. (1/4/25)
21 YEARS, 129 DAYS

KYLE HAMILTON
VS. CLE. (11/12/23)
22 YEARS, 241 DAYS

JARRET JOHNSON
VS. MIA. (1/2/05)
23 YEARS, 141 DAYS

PLAYER NOTES - JONES & STARKS

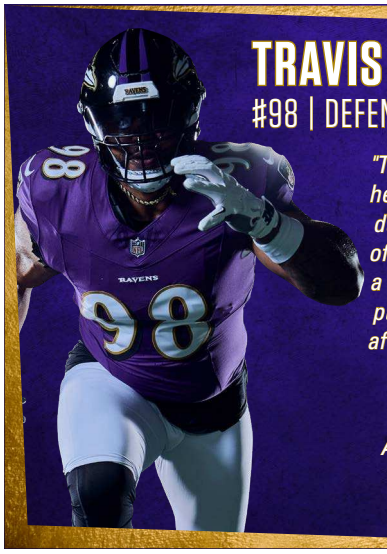

TRAVIS JONES

#98 | DEFENSIVE LINEMAN

"Travis Jones is 330 pounds, he's 6'4, he ran a 4.9 40-yard dash, and you see every bit of it on the film. He's not just a run-stopper and a pocket-pusher, he has the ability to affect the passer and win on the edge, too."

- Defensive coordinator Anthony Weaver on Travis Jones' skillset

MALAKI STARKS

#24 | SAFETY

"Malaki is progressing, and it's no surprise to us. You saw that in the offseason. He's 21 years old, but he acts like a 31-year-old, like he's been in it for 10 years. He's back there making calls. He's back there encouraging guys in the locker room, all this stuff, and you can see why he was so high on the Ravens' draft board. That's just the guy he is and the player he is."

- S Kyle Hamilton on rookie S Malaki Starks' progression

TRAVIS IN THE TRENCHES

DL Travis Jones enjoyed the best season of his career in 2025, logging 47 tackles (20 solo), a team-high 5 sacks, 9 TFL (also a team high), 9 QBHs, 2 PD, 1 FF and 1 FR. Among nose tackles, he finished among the league's best in a number of categories, including sacks (5), TFL (9) and QB pressures (30).

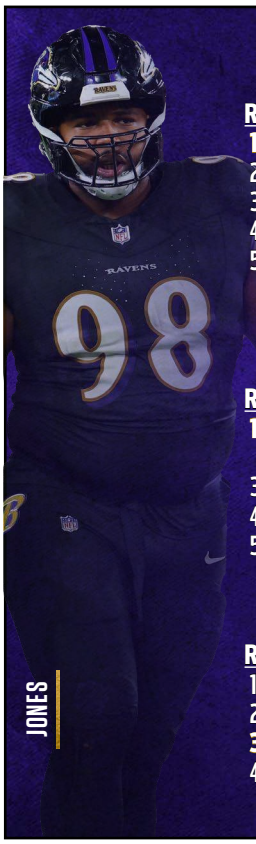

SACKS
(NOSE TACKLES / 2025 SEASON)

Rk.	Player (2025 Team)	Sacks
1.	**Travis Jones (Bal.)**	**5**
2.	Vita Vea (TB)	4.5
3.	Javon Hargrave (Min.)	3.5
4.	Rakeem Nunez-Roches (NYG)	3
5.	Jarran Reed (Sea.)	2.5
	Quinnen Williams (Dal.)	2.5

TACKLES FOR LOSS
(NOSE TACKLES / 2025 SEASON)

Rk.	Player (2025 Team)	TFL
1.	**Travis Jones (Bal.)**	**9**
	Quinnen Williams (Dal.)	9
3.	Levi Drake Rodriguez (Min.)	8
4.	Vita Vea (TB)	7
5.	Harrison Phillips (NYJ)	5

QB PRESSURES
(NOSE TACKLES / 2025 SEASON)

Rk.	Player (2025 Team)	QBP
1.	Quinnen Williams (Dal.)	45
2.	Vita Vea (TB)	43
3.	**Travis Jones (Bal.)**	**30**
4.	Poona Ford (LAR)	27
	Javon Hargrave (Min.)	27

JONES

✗ Jones notched 3 solo tackles, 1 sack and a career-high 2 PD in Baltimore's 2025 win at Min. (11/9), contributing to the defense's 13 PD, which are tied for the fourth most in single-game franchise history. He finished as the NFL's only NT to record at least 1 sack and multiple PD in a single game in 2025.

MAKING PLAYS IN ALL PHASES

S Malaki Starks played 1,022 defensive snaps for the Ravens in 2025, the second most among all NFL rookies on the year. His 1,171 total snaps (including 149 on special teams) rank as the most among the entire rookie class.

TOTAL DEFENSIVE SNAPS / 2025 ROOKIES

Rk.	Player (Team)	Def. Snaps
1.	Xavier Watts (Atl.)	1,043
2.	**Malaki Starks (Bal.)**	**1,022**
3.	Jonas Sanker (NO)	938
4.	Carson Schwesinger (Cle.)	918
5.	Malachi Moore (NYJ)/Craig Woodson (NE)	906

✗ In 2025, the Ravens' rookie class played 2,620 defensive snaps and 4,225 overall (the NFL's second and sixth most, respectively).

IN THE ROOKIE RECORD BOOK

With INTs in the Ravens 2025 victories at Mia. (10/30) and at Min. (11/9), Starks became the fifth Ravens rookie to record a pick in consecutive games and the first to do so since S Dawan Landry (twice in 2006).

CONSECUTIVE GAMES W/ INT BY RAVENS ROOKIE
(FRANCHISE HISTORY)

Player	Year	Wks
Malaki Starks	**2025**	**9 & 10**
Dawan Landry	2006	15 & 16
Dawan Landry	2006	6 & 8
Chad Williams	2002	12 & 13
Ed Reed	2002	4 & 5
Duane Starks	1998	9 & 10

STARKS

✗ Starks recorded his first-career sack in Baltimore's Week 1 win at Indianapolis, bringing down QB Daniel Jones for a 9-yard loss on fourth down with 3:27 to play in the fourth quarter. He also tallied 6 tackles (2 solo) and a career-high 2 QBH.

THE NEXT FLIGHT

✗ On April 16, the Ravens unveiled "The Next Flight" collection, the largest uniform change since 2000. Developed since 2023 in collaboration with Nike and the NFL, the redesign evolves an iconic look after 30 seasons while honoring a set long loved by fans and players.

✗ "From the outset, our objective was clear: evolve a uniform that has become iconic and only move forward if we can truly make it better," Ravens Senior Vice President of Marketing Brad Downs stated. "After more than three years of design, iteration and collaboration, we believe we've done just that — delivering a look that feels both modern and unmistakably Ravens."

✗ Infused with distinct characteristics of a raven, the design evokes wings, talons and iridescent accents across all four jersey and pant colors. Notably, the "midnight purple" color was designed to emulate the iridescence of a raven's feathers and is now woven into multiple elements across the collection, including the number set and shields on each sleeve. The team now also sports "Baltimore" on the front of its white jerseys, while the black collar of the purple, black and Purple Rising jerseys also includes the "Baltimore" name.

✗ Two new alternate helmets were introduced, highlighted by all-new "Darkness" helmets to be worn with the team's all-black uniforms. The matte black helmet features black talon stripes and a two-toned front-facing Ravens logo, accentuating the red eyes also seen above the stadium's player introductions tunnel. Lastly, the "Purple Rising" helmet — first introduced in 2024 and originally worn with the alternate purple uniform — now includes the primary Ravens logo, allowing for interchangeability with additional uniform combinations.

ALPHABETICAL ROSTER

NO.	NAME	POS	HT	WT	AGE	EXP	COLLEGE	HOMETOWN	HOW ACQ	GP	GS	DNP	IA
Active (53)													
26	Ali, Rasheen	RB	5-11	210	25	3	Marshall	Cleveland, OH	D5 '24	1	0	0	0
89	Andrews, Mark	TE	6-5	250	31	9	Oklahoma	Scottsdale, AZ	D3b '18	1	1	0	0
3	Awuzie, Chidobe	CB	6-0	202	31	10	Colorado	San Jose, CA	FA '25	1	0	0	0
7	Bateman, Rashod	WR	6-1	193	26	6	Minnesota	Tifton, GA	D1a '21	1	1	0	0
40	Buchanan, Teddye	ILB	6-2	240	23	2	California	San Francisco, CA	D4 '25	0	0	0	1
97	Burke, Ethan	OLB	6-6	267	23	R	Texas	Austin, TX	FA '26	1	0	0	0
93	Campbell, Calais	DL	6-8	307	40	19	Miami (FL)	Denver, CO	FA '26	1	1	0	0
85	Cuevas, Josh	TE	6-3	246	23	R	Alabama	Winter Park, FL	D5b '26	1	0	0	0
30	Eckley, Ryan	P	6-0	205	22	R	Michigan State	Lithia, FL	D6 '26	1	0	0	0
12	Fagnano, Joe	QB	6-3	230	25	R	Connecticut	Williamsport, PA	FA '26	0	0	0	1
4	Flowers, Zay	WR	5-9	186	26	4	Boston College	Fort Lauderdale, FL	D1 '23	1	1	0	0
15	Green, Mike	OLB	6-3	250	23	2	Marshall	Newport News, VA	D2 '25	1	0	0	0
54	Gwyn, Jovaughn	OL	6-2	310	27	4	South Carolina	Charlotte, N.C.	UFA (Atl.) '26	1	1	0	0
14	Hamilton, Kyle	S	6-4	220	25	5	Notre Dame	Atlanta, GA	D1a '22	1	1	0	0
21	Hawkins, Jaylinn	S	6-1	208	29	7	California	Buena Park, CA	UFA (NE) '26	1	1	0	0
91	Hendrickson, Trey	OLB	6-4	265	31	10	Florida Atlantic	Apopka, FL	UFA (Cin.) '26	1	1	0	0
22	Henry, Derrick	RB	6-3	252	32	11	Alabama	Yulee, FL	UFA (Ten.) '24	1	1	0	0
88	Hibner, Matt	TE	6-4	250	24	R	SMU	Alexandria, VA	D4b '26	1	0	0	0
49	Higgins IV, Jay	ILB	6-0	230	24	2	Iowa	Indianapolis, IN	FA '25	1	0	0	0
43	Hill, Justice	RB	5-10	195	28	8	Oklahoma State	Tulsa, OK	D4a '19	1	0	0	0
44	Humphrey, Marlon	CB	6-0	200	30	10	Alabama	Hoover, AL	D1 '17	1	1	0	0
5	Huntley, Tyler	QB	6-1	204	28	7	Utah	Hallandale Beach, FL	FA '25	0	0	1	0
71	Ioane, Vega	G	6-4	326	22	R	Penn State	Graham, WA	D1 '26	1	1	0	0
39	Jackson, Keondre	S	6-2	215	24	2	Illinois State	Freeport, IL	FA '25	1	0	0	0
8	Jackson, Lamar	QB	6-2	205	29	9	Louisville	Pompano Beach, FL	D1b '18	1	1	0	0
94	Jenkins, John	NT	6-3	360	37	14	Georgia	Meriden, CT	FA '25	1	0	0	0
51	Jones Jr., Emery	G/T	6-5	325	22	2	Louisiana State	Plaquemine, LA	D3 '25	0	0	0	1
98	Jones, Travis	DL	6-4	338	26	5	Connecticut	New Haven, CT	D3 '22	1	1	0	0
6	Lane, Ja'Kobi	WR	6-4	205	22	R	USC	Mesa, AZ	D3 '26	1	0	0	0
33	Loop, Tyler	K	5-11	191	25	2	Arizona	Lucas, TX	D6b '25	1	0	0	0
92	Madubuike, Nnamdi	DL	6-3	305	28	7	Texas A&M	McKinney, TX	D3a '20	0	0	0	1
38	Martin, Keyon	CB	5-9	171	25	2	Louisiana Lafayette	Fort Lauderdale, FL	FA '25	1	0	0	0
46	Moore, Nick	LS	6-2	260	33	5	Georgia	Snellville, GA	FA '20	1	0	0	0
90	Peebles, Aeneas	DL	6-0	300	25	2	Virginia Tech	Raleigh, NC	D6d '25	1	0	0	0
77	Pocic, Ethan	C	6-6	320	31	10	LSU	Lemont, IL	FA '26	0	0	1	0
29	Rivers, Chandler	CB	5-10	189	22	R	Duke	Beaumont, TX	D5a '26	0	0	0	1
95	Robinson, Tavius	OLB	6-6	262	28	4	Mississippi	Guelph, ON, Canada	D4 '23	1	1	0	0
70	Rosengarten, Roger	T	6-5	310	24	3	Washington	Highlands Ranch, CO	D2 '24	1	1	0	0
13	Sarratt, Elijah	WR	6-2	215	23	R	Indiana	Stafford, VA	D4a '26	0	0	0	1
74	Simpson, John	G	6-4	330	29	7	Clemson	Charleston, SC	UFA (NYJ) '26	1	1	0	0
32	Simpson, Trenton	ILB	6-2	242	25	4	Clemson	Charlotte, NC	D3 '23	1	1	0	0
0	Smith, Roquan	ILB	6-1	235	29	9	Georgia	Montezuma, GA	TR (Chi.) '22	1	1	0	0
80	Smythe, Durham	TE	6-5	248	31	9	Notre Dame	Belton, TX	UFA (Chi.) '26	1	1	0	0
79	Stanley, Ronnie	T	6-6	310	32	11	Notre Dame	Las Vegas, NV	D1 '16	1	1	0	0
24	Starks, Malaki	S	6-1	205	22	2	Georgia	Jefferson, GA	D1 '25	1	1	0	0
27	Tampa Jr., T.J.	CB	6-1	190	24	3	Iowa State	St Petersburg, FL	D4b '24	1	0	0	0
76	Vinson, Carson	T	6-7	325	24	2	Alabama A&M	Cary, NC	D5 '25	1	0	0	0
72	Vorhees, Andrew	G	6-6	330	27	3	USC	Kingsburg, CA	D7 '23	1	0	0	0
81	Walker, Devontez	WR	6-1	198	25	3	North Carolina	Charlotte, NC	D4a '24	0	0	0	1
96	Washington Jr., Broderick	DL	6-2	315	29	7	Texas Tech	Longview, TX	D5 '20	1	0	0	0
10	Wester, LaJohntay	WR	5-9	180	24	2	Colorado	Palmetto, FL	D6c '25	1	0	0	0
2	Wiggins, Nate	CB	6-1	182	23	3	Clemson	Atlanta, GA	D1 '24	1	1	0	0
9	Young, Zion	OLB	6-5	267	22	R	Missouri	Atlanta, GA	D2 '26	1	0	0	0
Practice Squad (17)													
68	Arcuri, A.J.	OL	6-7	312	29	3	Michigan State	Powell, OH	FA '26	0	0	0	0
99	Benny, Rayshaun	DL	6-3	305	24	R	Michigan	Detroit, MI	D7a '26	0	0	0	0
62	Edoga, Chuma	OL	6-4	315	29	8	Southern California	Atlanta, GA	FA '26	0	0	0	0
16	Guillory, Xavier	WR	6-2	210	25	1	Arizona State	Spokane, WA	FA '26	0	0	0	0
50	Isaac, Adisa	OLB	6-4	253	24	3	Penn State	Brooklyn, NY	D3 '24	0	0	0	0
47	Johnson, Jamon	ILB	6-1	236	24	2	Kentucky	Baltimore, MD	FA '26	0	0	0	0
48	Jones Jr., Carl	LB	6-0	223	25	2	UCLA	Bakersfield, CA	W '25	1	0	0	0
82	Larvadain, Gage	WR	5-8	171	23	2	South Carolina	Donaldsonville, LA	FA '26	0	0	0	0
78	Lichtenhan, Gerad	T	6-8	330	24	1	Oregon State	Davis, CA	FA '25	0	0	0	0
17	Moore, Chris	WR	6-1	200	33	11	Cincinnati	Tampa, FL	FA '26	1	0	0	0
65	Olajiga, David	DL	6-3	310	28	1	Central Missouri	London, United Kingdom	FA '25	0	0	0	0
84	Pezza, Ty	TE	6-3	240	23	R	Brown	North Kingstown, RI	FA '26	0	0	0	0
56	Rucker, Kaimon	OLB	6-2	265	24	1	North Carolina	Hartwell, GA	FA '25	0	0	0	0
87	Vannett, Nick	TE	6-6	261	33	11	Ohio State	Westerville, OH	FA '26	0	0	0	0
25	Wallace, K'Von	S	5-11	205	29	6	Clemson	Highland Springs, VA	FA '26	0	0	0	0
35	Ward, Jonathan	RB	6-0	202	28	6	Central Michigan	Kankakee, IL	FA '26	0	0	0	0
34	Webb Jr., Lardarius	CB	5-9	177	23	R	Wake Forest	Opelika, AL	FA '26	0	0	0	0
Injured Reserve (3)													
63	Pinter, Danny	C	6-4	310	30	6	Ball State	South Bend, IN	UFA (Ind.) '26	0	0	0	0
41	Robinson, Jahquez	S	6-2	214	25	R	Auburn	Jacksonville, FL	FA '26	0	0	0	0
11	Thompson, Skylar	QB	6-2	220	29	5	Kansas State	Independence, MO	FA '26	0	0	0	0
Injured Reserve - Designated For Return (2)													
31	Kone, Bilhal	CB	6-1	190	24	2	Western Michigan	Apple Valley, MN	D6a '25	0	0	0	0
23	Randall, Adam	RB	6-3	240	22	R	Clemson	Myrtle Beach, SC	D5c '26	0	0	0	0

NUMERICAL ROSTER

NO.	NAME	POS	HT	WT	AGE	EXP	COLLEGE	HOMETOWN	HOW ACQ	GP	GS	DNP	IA
Active (53)													
0	Roquan Smith	ILB	6-1	235	29	9	Georgia	Montezuma, GA	TR (Chi.) '22	1	1	0	0
2	Nate Wiggins	CB	6-1	182	23	3	Clemson	Atlanta, GA	D1 '24	1	1	0	0
3	Chidobe Awuzie	CB	6-0	202	31	10	Colorado	San Jose, CA	FA '25	1	0	0	0
4	Zay Flowers	WR	5-9	186	26	4	Boston College	Fort Lauderdale, FL	D1 '23	1	1	0	0
5	Tyler Huntley	QB	6-1	204	28	7	Utah	Hallandale Beach, FL	FA '25	0	0	1	0
6	Ja'Kobi Lane	WR	6-4	205	22	R	USC	Mesa, AZ	D3 '26	1	0	0	0
7	Rashod Bateman	WR	6-1	193	26	6	Minnesota	Tifton, GA	D1a '21	1	1	0	0
8	Lamar Jackson	QB	6-2	205	29	9	Louisville	Pompano Beach, FL	D1b '18	1	1	0	0
9	Zion Young	OLB	6-5	267	22	R	Missouri	Atlanta, GA	D2 '26	1	0	0	0
10	LaJohntay Wester	WR	5-9	180	24	2	Colorado	Palmetto, FL	D6c '25	1	0	0	0
12	Joe Fagnano	QB	6-3	230	25	R	Connecticut	Williamsport, PA	FA '26	0	0	0	1
13	Elijah Sarratt	WR	6-2	215	23	R	Indiana	Stafford, VA	D4a '26	0	0	0	1
14	Kyle Hamilton	S	6-4	220	25	5	Notre Dame	Atlanta, GA	D1a '22	1	1	0	0
15	Mike Green	OLB	6-3	250	23	2	Marshall	Newport News, VA	D2 '25	1	0	0	0
21	Jaylinn Hawkins	S	6-1	208	29	7	California	Buena Park, CA	UFA (NE) '26	1	1	0	0
22	Derrick Henry	RB	6-3	252	32	11	Alabama	Yulee, FL	UFA (Ten.) '24	1	1	0	0
24	Malaki Starks	S	6-1	205	22	2	Georgia	Jefferson, GA	D1 '25	1	1	0	0
26	Rasheen Ali	RB	5-11	210	25	3	Marshall	Cleveland, OH	D5 '24	1	0	0	0
27	T.J. Tampa Jr.	CB	6-1	190	24	3	Iowa State	St Petersburg, FL	D4b '24	1	0	0	0
29	Chandler Rivers	CB	5-10	189	22	R	Duke	Beaumont, TX	D5a '26	0	0	0	1
30	Ryan Eckley	P	6-0	205	22	R	Michigan State	Lithia, FL	D6 '26	1	0	0	0
32	Trenton Simpson	ILB	6-2	242	25	4	Clemson	Charlotte, NC	D3 '23	1	1	0	0
33	Tyler Loop	K	5-11	191	25	2	Arizona	Lucas, TX	D6b '25	1	0	0	0
38	Keyon Martin	CB	5-9	171	25	2	Louisiana Lafayette	Fort Lauderdale, FL	FA '25	1	0	0	0
39	Keondre Jackson	S	6-2	215	24	2	Illinois State	Freeport, IL	FA '25	1	0	0	0
40	Teddye Buchanan	ILB	6-2	240	23	2	California	San Francisco, CA	D4 '25	0	0	0	1
43	Justice Hill	RB	5-10	195	28	8	Oklahoma State	Tulsa, OK	D4a '19	1	0	0	0
44	Marlon Humphrey	CB	6-0	200	30	10	Alabama	Hoover, AL	D1 '17	1	1	0	0
46	Nick Moore	LS	6-2	260	33	5	Georgia	Snellville, GA	FA '20	1	0	0	0
49	Jay Higgins IV	ILB	6-0	230	24	2	Iowa	Indianapolis, IN	FA '25	1	0	0	0
51	Emery Jones Jr.	G/T	6-5	325	22	2	Louisiana State	Plaquemine, LA	D3 '25	0	0	0	1
54	Jovaughn Gwyn	OL	6-2	310	27	4	South Carolina	Charlotte, N.C.	UFA (Atl.) '26	1	1	0	0
70	Roger Rosengarten	T	6-5	310	24	3	Washington	Highlands Ranch, CO	D2 '24	1	1	0	0
71	Vega Ioane	G	6-4	326	22	R	Penn State	Graham, WA	D1 '26	1	1	0	0
72	Andrew Vorhees	G	6-6	330	27	3	USC	Kingsburg, CA	D7 '23	1	0	0	0
74	John Simpson	G	6-4	330	29	7	Clemson	Charleston, SC	UFA (NYJ) '26	1	1	0	0
76	Carson Vinson	T	6-7	325	24	2	Alabama A&M	Cary, NC	D5 '25	1	0	0	0
77	Ethan Pocic	C	6-6	320	31	10	LSU	Lemont, IL	FA '26	0	0	1	0
79	Ronnie Stanley	T	6-6	310	32	11	Notre Dame	Las Vegas, NV	D1 '16	1	1	0	0
80	Durham Smythe	TE	6-5	248	31	9	Notre Dame	Belton, TX	UFA (Chi.) '26	1	1	0	0
81	Devontez Walker	WR	6-1	198	25	3	North Carolina	Charlotte, NC	D4a '24	0	0	0	1
85	Josh Cuevas	TE	6-3	246	23	R	Alabama	Winter Park, FL	D5b '26	1	0	0	0
88	Matt Hibner	TE	6-4	250	24	R	SMU	Alexandria, VA	D4b '26	1	0	0	0
89	Mark Andrews	TE	6-5	250	31	9	Oklahoma	Scottsdale, AZ	D3b '18	1	1	0	0
90	Aeneas Peebles	DL	6-0	300	25	2	Virginia Tech	Raleigh, NC	D6d '25	1	0	0	0
91	Trey Hendrickson	OLB	6-4	265	31	10	Florida Atlantic	Apopka, FL	UFA (Cin.) '26	1	1	0	0
92	Nnamdi Madubuike	DL	6-3	305	28	7	Texas A&M	McKinney, TX	D3a '20	0	0	0	1
93	Calais Campbell	DL	6-8	307	40	19	Miami (FL)	Denver, CO	FA '26	1	1	0	0
94	John Jenkins	NT	6-3	360	37	14	Georgia	Meriden, CT	FA '25	1	0	0	0
95	Tavius Robinson	OLB	6-6	262	28	4	Mississippi	Guelph, ON, Canada	D4 '23	1	1	0	0
96	Broderick Washington Jr.	DL	6-2	315	29	7	Texas Tech	Longview, TX	D5 '20	1	0	0	0
97	Ethan Burke	OLB	6-6	267	23	R	Texas	Austin, TX	FA '26	1	0	0	0
98	Travis Jones	DL	6-4	338	26	5	Connecticut	New Haven, CT	D3 '22	1	1	0	0
Practice Squad (17)													
16	Xavier Guillory	WR	6-2	210	25	1	Arizona State	Spokane, WA	FA '26	0	0	0	0
17	Chris Moore	WR	6-1	200	33	11	Cincinnati	Tampa, FL	FA '26	1	0	0	0
25	K'Von Wallace	S	5-11	205	29	6	Clemson	Highland Springs, VA	FA '26	0	0	0	0
34	Lardarius Webb Jr.	CB	5-9	177	23	R	Wake Forest	Opelika, AL	FA '26	0	0	0	0
35	Jonathan Ward	RB	6-0	202	28	6	Central Michigan	Kankakee, IL	FA '26	0	0	0	0
47	Jamon Johnson	ILB	6-1	236	24	2	Kentucky	Baltimore, MD	FA '26	0	0	0	0
48	Carl Jones Jr.	LB	6-0	223	25	2	UCLA	Bakersfield, CA	W '25	1	0	0	0
50	Adisa Isaac	OLB	6-4	253	24	3	Penn State	Brooklyn, NY	D3 '24	0	0	0	0
56	Kaimon Rucker	OLB	6-2	265	24	1	North Carolina	Hartwell, GA	FA '25	0	0	0	0
62	Chuma Edoga	OL	6-4	315	29	8	Southern California	Atlanta, GA	FA '26	0	0	0	0
65	David Olajiga	DL	6-3	310	28	1	Central Missouri	London, United Kingdom	FA '25	0	0	0	0
68	A.J. Arcuri	OL	6-7	312	29	3	Michigan State	Powell, OH	FA '26	0	0	0	0
78	Gerad Lichtenhan	T	6-8	330	24	1	Oregon State	Davis, CA	FA '25	0	0	0	0
82	Gage Larvadain	WR	5-8	171	23	2	South Carolina	Donaldsonville, LA	FA '26	0	0	0	0
84	Ty Pezza	TE	6-3	240	23	R	Brown	North Kingstown, RI	FA '26	0	0	0	0
87	Nick Vannett	TE	6-6	261	33	11	Ohio State	Westerville, OH	FA '26	0	0	0	0
99	Rayshaun Benny	DL	6-3	305	24	R	Michigan	Detroit, MI	D7a '26	0	0	0	0
Injured Reserve (3)													
11	Skylar Thompson	QB	6-2	220	29	5	Kansas State	Independence, MO	FA '26	0	0	0	0
41	Jahquez Robinson	S	6-2	214	25	R	Auburn	Jacksonville, FL	FA '26	0	0	0	0
63	Danny Pinter	C	6-4	310	30	6	Ball State	South Bend, IN	UFA (Ind.) '26	0	0	0	0
Injured Reserve - Designated For Return (2)													
23	Adam Randall	RB	6-3	240	22	R	Clemson	Myrtle Beach, SC	D5c '26	0	0	0	0
31	Bilhal Kone	CB	6-1	190	24	2	Western Michigan	Apple Valley, MN	D6a '25	0	0	0	0

POSITIONAL ROSTER

NO.	NAME	POS.	HT.	WT.	AGE	EXP.	COLLEGE	HOMETOWN	HOW ACQ.
					QUARTERBACKS (4)				
5	Tyler Huntley	QB	6-1	204	28	7	Utah	Hallandale Beach, FL	FA '25
8	Lamar Jackson	QB	6-2	205	29	9	Louisville	Pompano Beach, FL	D1b '18
11	Skylar Thompson (IR)	QB	6-2	220	29	5	Kansas State	Independence, MO	FA '26
12	Joe Fagnano	QB	6-3	230	25	R	Connecticut	Williamsport, PA	FA '26
					RUNNING BACKS (5)				
22	Derrick Henry	RB	6-3	252	32	11	Alabama	Yulee, FL	UFA (Ten.) '24
23	Adam Randall (IRD)	RB	6-3	240	22	R	Clemson	Myrtle Beach, SC	D5c '26
26	Rasheen Ali	RB	5-11	210	25	3	Marshall	Cleveland, OH	D5 '24
35	Jonathan Ward (PS)	RB	6-0	202	28	6	Central Michigan	Kankakee, IL	FA '26
43	Justice Hill	RB	5-10	195	28	8	Oklahoma State	Tulsa, OK	D4a '19
					WIDE RECEIVERS (9)				
4	Zay Flowers	WR	5-9	186	26	4	Boston College	Fort Lauderdale, FL	D1 '23
6	Ja'Kobi Lane	WR	6-4	205	22	R	USC	Mesa, AZ	D3 '26
7	Rashod Bateman	WR	6-1	193	26	6	Minnesota	Tifton, GA	D1a '21
10	LaJohntay Wester	WR	5-9	180	24	2	Colorado	Palmetto, FL	D6c '25
13	Elijah Sarratt	WR	6-2	215	23	R	Indiana	Stafford, VA	D4a '26
16	Xavier Guillory (PS)	WR	6-2	210	25	1	Arizona State	Spokane, WA	FA '26
17	Chris Moore (PS)	WR	6-1	200	33	11	Cincinnati	Tampa, FL	FA '26
81	Devontez Walker	WR	6-1	198	25	3	North Carolina	Charlotte, NC	D4a '24
82	Gage Larvadain (PS)	WR	5-8	171	23	2	South Carolina	Donaldsonville, LA	FA '26
					TIGHT ENDS (6)				
80	Durham Smythe	TE	6-5	248	31	9	Notre Dame	Belton, TX	UFA (Chi.) '26
84	Ty Pezza (PS)	TE	6-3	240	23	R	Brown	North Kingstown, RI	FA '26
85	Josh Cuevas	TE	6-3	246	23	R	Alabama	Winter Park, FL	D5b '26
87	Nick Vannett (PS)	TE	6-6	261	33	11	Ohio State	Westerville, OH	FA '26
88	Matt Hibner	TE	6-4	250	24	R	SMU	Alexandria, VA	D4b '26
89	Mark Andrews	TE	6-5	250	31	9	Oklahoma	Scottsdale, AZ	D3b '18
					OFFENSIVE LINE (13)				
51	Emery Jones Jr.	G/T	6-5	325	22	2	Louisiana State	Plaquemine, LA	D3 '25
54	Jovaughn Gwyn	OL	6-2	310	27	4	South Carolina	Charlotte, N.C.	UFA (Atl.) '26
62	Chuma Edoga (PS)	OL	6-4	315	29	8	Southern California	Atlanta, GA	FA '26
63	Danny Pinter (IR)	C	6-4	310	30	6	Ball State	South Bend, IN	UFA (Ind.) '26
68	A.J. Arcuri (PS)	OL	6-7	312	29	3	Michigan State	Powell, OH	FA '26
70	Roger Rosengarten	T	6-5	310	24	3	Washington	Highlands Ranch, CO	D2 '24
71	Vega Ioane	G	6-4	326	22	R	Penn State	Graham, WA	D1 '26
72	Andrew Vorhees	G	6-6	330	27	3	USC	Kingsburg, CA	D7 '23
74	John Simpson	G	6-4	330	29	7	Clemson	Charleston, SC	UFA (NYJ) '26
76	Carson Vinson	T	6-7	325	24	2	Alabama A&M	Cary, NC	D5 '25
77	Ethan Pocic	C	6-6	320	31	10	LSU	Lemont, IL	FA '26
78	Gerad Lichtenhan (PS)	T	6-8	330	24	1	Oregon State	Davis, CA	FA '25
79	Ronnie Stanley	T	6-6	310	32	11	Notre Dame	Las Vegas, NV	D1 '16
					LINEBACKERS (13)				
0	Roquan Smith	ILB	6-1	235	29	9	Georgia	Montezuma, GA	TR (Chi.) '22
9	Zion Young	OLB	6-5	267	22	R	Missouri	Atlanta, GA	D2 '26
15	Mike Green	OLB	6-3	250	23	2	Marshall	Newport News, VA	D2 '25
32	Trenton Simpson	ILB	6-2	242	25	4	Clemson	Charlotte, NC	D3 '23
40	Teddye Buchanan	ILB	6-2	240	23	2	California	San Francisco, CA	D4 '25
47	Jamon Johnson (PS)	ILB	6-1	236	24	2	Kentucky	Baltimore, MD	FA '26
48	Carl Jones Jr. (PS)	LB	6-0	223	25	2	UCLA	Bakersfield, CA	W '25
49	Jay Higgins IV	ILB	6-0	230	24	2	Iowa	Indianapolis, IN	FA '25
50	Adisa Isaac (PS)	OLB	6-4	253	24	3	Penn State	Brooklyn, NY	D3 '24
56	Kaimon Rucker (PS)	OLB	6-2	265	24	1	North Carolina	Hartwell, GA	FA '25
91	Trey Hendrickson	OLB	6-4	265	31	10	Florida Atlantic	Apopka, FL	UFA (Cin.) '26
95	Tavius Robinson	OLB	6-6	262	28	4	Mississippi	Guelph, ON, Canada	D4 '23
97	Ethan Burke	OLB	6-6	267	23	R	Texas	Austin, TX	FA '26
					DEFENSIVE BACKS (14)				
2	Nate Wiggins	CB	6-1	182	23	3	Clemson	Atlanta, GA	D1 '24
3	Chidobe Awuzie	CB	6-0	202	31	10	Colorado	San Jose, CA	FA '25
14	Kyle Hamilton	S	6-4	220	25	5	Notre Dame	Atlanta, GA	D1a '22
21	Jaylinn Hawkins	S	6-1	208	29	7	California	Buena Park, CA	UFA (NE) '26
24	Malaki Starks	S	6-1	205	22	2	Georgia	Jefferson, GA	D1 '25
25	K'Von Wallace (PS)	S	5-11	205	29	6	Clemson	Highland Springs, VA	FA '26
27	T.J. Tampa Jr.	CB	6-1	190	24	3	Iowa State	St Petersburg, FL	D4b '24
29	Chandler Rivers	CB	5-10	189	22	R	Duke	Beaumont, TX	D5a '26
31	Bilhal Kone (IRD)	CB	6-1	190	24	2	Western Michigan	Apple Valley, MN	D6a '25
34	Lardarius Webb Jr. (PS)	CB	5-9	177	23	R	Wake Forest	Opelika, AL	FA '26
38	Keyon Martin	CB	5-9	171	25	2	Louisiana Lafayette	Fort Lauderdale, FL	FA '25
39	Keondre Jackson	S	6-2	215	24	2	Illinois State	Freeport, IL	FA '25
41	Jahquez Robinson (IR)	S	6-2	214	25	R	Auburn	Jacksonville, FL	FA '26
44	Marlon Humphrey	CB	6-0	200	30	10	Alabama	Hoover, AL	D1 '17
					DEFENSIVE LINE (8)				
65	David Olajiga (PS)	DL	6-3	310	28	1	Central Missouri	London, United Kingdom	FA '25
90	Aeneas Peebles	DL	6-0	300	25	2	Virginia Tech	Raleigh, NC	D6d '25
92	Nnamdi Madubuike	DL	6-3	305	28	7	Texas A&M	McKinney, TX	D3a '20
93	Calais Campbell	DL	6-8	307	40	19	Miami (FL)	Denver, CO	FA '26
94	John Jenkins	NT	6-3	360	37	14	Georgia	Meriden, CT	FA '25
96	Broderick Washington Jr.	DL	6-2	315	29	7	Texas Tech	Longview, TX	D5 '20
98	Travis Jones	DL	6-4	338	26	5	Connecticut	New Haven, CT	D3 '22
99	Rayshaun Benny (PS)	DL	6-3	305	24	R	Michigan	Detroit, MI	D7a '26
					SPECIALISTS (3)				
30	Ryan Eckley	P	6-0	205	22	R	Michigan State	Lithia, FL	D6 '26
33	Tyler Loop	K	5-11	191	25	2	Arizona	Lucas, TX	D6b '25
46	Nick Moore	LS	6-2	260	33	5	Georgia	Snellville, GA	FA '20

2026 TRANSACTIONS

DATE	POS.	PLAYER	TRANSACTION
9/15	WR	Gage Larvadain	Signed to the practice squad
9/15	K	Jake Moody	Released from the practice squad
9/14	CB	Lardarius Webb Jr.	Signed to the practice squad
9/14	ILB	Dominic DeLuca	Released from the practice squad
9/13	LB	Carl Jones Jr.	Activated from the practice squad (standard elevation) at Ind.
9/13	WR	Chris Moore	Activated from the practice squad (standard elevation) at Ind.
9/13	ILB	Jamon Johnson	Signed to the practice squad
9/13	CB	Lardarius Webb Jr.	Released from the practice squad
9/3	OL	Chuma Edoga	Signed to the practice squad
9/3	CB	Lardarius Webb Jr.	Signed to the practice squad
9/3	C	Nick Dawkins	Released from the practice squad
9/3	CB	Amani Oruwariye	Released from the practice squad
9/2	TE	Nick Vannett	Signed to the practice squad
9/2	OL	A.J. Arcuri	Signed to the practice squad
8/31	DL	Rayshaun Benny	Signed to the practice squad
8/31	C	Nick Dawkins	Signed to the practice squad
8/31	ILB	Dominic DeLuca	Signed to the practice squad
8/31	WR	Xavier Guillory	Signed to the practice squad
8/31	OLB	Adisa Isaac	Signed to the practice squad
8/31	LB	Carl Jones Jr.	Signed to the practice squad
8/31	T	Gerad Lichtenhan	Signed to the practice squad
8/31	K	Jake Moody	Signed to the practice squad
8/31	WR	Chris Moore	Signed to the practice squad
8/31	DL	David Olajiga	Signed to the practice squad
8/31	CB	Amani Oruwariye	Signed to the practice squad
8/31	TE	Ty Pezza	Signed to the practice squad
8/31	OLB	Kaimon Rucker	Signed to the practice squad
8/31	S	K'Von Wallace	Signed to the practice squad
8/31	RB	Jonathan Ward	Signed to the practice squad
8/30	ILB	Michael Barrett	Waived
8/30	G	Evan Beerntsen	Waived
8/30	DL	Rayshaun Benny	Waived
8/30	WR	Cortez Braham Jr.	Waived
8/30	C/G	Corey Bullock	Waived
8/30	C	Nick Dawkins	Waived
8/30	ILB	Dominic DeLuca	Waived
8/30	DL	Aaron Graves	Waived
8/30	WR	Xavier Guillory	Waived
8/30	OLB	Adisa Isaac	Waived
8/30	WR	Cornelius Johnson	Waived
8/30	ILB	Jamon Johnson	Waived
8/30	LB	Carl Jones Jr.	Waived
8/30	CB	Bilhal Kone	Placed on Injured Reserve/Designated for Return
8/30	CB	Robert Longerbeam	Waived
8/30	RB	Dontae McMillan	Waived
8/30	WR	Chris Moore	Terminated the contract of vested veteran
8/30	DL	David Olajiga	Waived
8/30	CB	Amani Oruwariye	Terminated the contract of vested veteran
8/30	TE	Ty Pezza	Waived
8/30	RB	Adam Randall	Placed on Injured Reserve/Designated for Return
8/30	QB	Austin Reed	Waived
8/30	CB	Marquise Robinson	Waived
8/30	OLB	Kaimon Rucker	Waived
8/30	FB	Lucas Scott	Waived
8/30	T	David Sharpe	Terminated the contract of vested veteran
8/30	WR	Octavian Smith Jr.	Waived
8/30	RB	Elijah Tau-Tolliver	Waived
8/30	WR	Dayton Wade	Waived
8/30	S	K'Von Wallace	Terminated the contract of vested veteran
8/30	S	Silas Walters	Waived
8/30	RB	Jonathan Ward	Terminated the contract of vested veteran
8/30	CB	Lardarius Webb Jr.	Waived
8/30	DL	Dion Wilson Jr.	Waived
8/26	ILB	Reid Williford	Waived (injury settlement)
8/26	ILB	Michael Barrett	Signed free agent
8/26	C	Danny Pinter	Placed on Injured Reserve
8/18	T	David Sharpe	Signed free agent
8/18	CB	Jahquez Robinson	Waived (injured), who reverted to Injured Reserve on 8/19
8/16	RB	Jonathan Ward	Signed free agent
8/14	ILB	Teddye Buchanan	Passed physical and removed from Physically Unable to Perform (PUP) list
8/14	T	Kendall Lamm	Placed on the Reserve/Retired list
8/12	QB	Austin Reed	Signed free agent
8/12	QB	Skylar Thompson	Placed on Injured Reserve
8/8	ILB	Jamon Johnson	Signed free agent
8/8	CB	Matthew McDoom	Waived
8/5	WR	Zay Flowers	Signed a multi-year contract extension
8/3	NT	John Jenkins	Passed physical and removed from Physically Unable to Perform (PUP) list
8/2	T	Hakeem Adeniji	Placed on the Reserve/Retired list
7/31	CB	Bilhal Kone	Passed physical and removed from Physically Unable to Perform (PUP) list
7/31	OLB	Adisa Isaac	Passed physical and removed from Physically Unable to Perform (PUP) list
7/29	DL	Nnamdi Madubuike	Passed physical and removed from Physically Unable to Perform (PUP) list
7/25	ILB	Teddye Buchanan	Placed on the Reserve/Physically Unable to Perform (PUP) list
7/25	OLB	Adisa Isaac	Placed on the Reserve/Physically Unable to Perform (PUP) list
7/25	NT	John Jenkins	Placed on the Reserve/Physically Unable to Perform (PUP) list
7/25	DL	Travis Jones	Placed on the Reserve/Physically Unable to Perform (PUP) list
7/25	CB	Bilhal Kone	Placed on the Reserve/Physically Unable to Perform (PUP) list
7/25	DL	Nnamdi Madubuike	Placed on the Reserve/Physically Unable to Perform (PUP) list
7/25	T	Hakeem Adeniji	Signed unrestricted free agent
7/25	WR	Chris Moore	Signed unrestricted free agent
7/25	P	Luke Elzinga	Waived
7/25	G	Jared Penning	Waived
7/23	C	Ethan Pocic	Signed unrestricted free agent
7/23	QB	Diego Pavia	Waived
5/19	OLB	Zion Young	Signed rookie contract
5/11	S	K'Von Wallace	Signed free agent
5/6	DL	Calais Campbell	Signed unrestricted free agent
5/4	QB	Skylar Thompson	Signed free agent
5/4	T	Trevonte Sylvester	Waived
5/1	WR	Cortez Braham Jr.	Signed as an undrafted rookie free agent
5/1	OLB	Ethan Burke	Signed as an undrafted rookie free agent
5/1	C	Nick Dawkins	Signed as an undrafted rookie free agent
5/1	ILB	Dominic DeLuca	Signed as an undrafted rookie free agent
5/1	QB	Joe Fagnano	Signed as an undrafted rookie free agent
5/1	DL	Aaron Graves	Signed as an undrafted rookie free agent
5/1	CB	Matthew McDoom	Signed as an undrafted rookie free agent
5/1	RB	Dontae McMillan	Signed as an undrafted rookie free agent
5/1	QB	Diego Pavia	Signed as an undrafted rookie free agent
5/1	TE	Ty Pezza	Signed as an undrafted rookie free agent
5/1	T	Diego Pounds	Signed as an undrafted rookie free agent
5/1	S	Jahquez Robinson	Signed as an undrafted rookie free agent
5/1	WR	Octavian Smith Jr.	Signed as an undrafted rookie free agent
5/1	T	Trevonte Sylvester	Signed as an undrafted rookie free agent
5/1	RB	Elijah Tau-Tolliver	Signed as an undrafted rookie free agent
5/1	S	Silas Walters	Signed as an undrafted rookie free agent
5/1	CB	Lardarius Webb Jr.	Signed as an undrafted rookie free agent
5/1	ILB	Reid Williford	Signed as an undrafted rookie free agent
5/1	DL	Dion Wilson Jr.	Signed as an undrafted rookie free agent
5/1	G	Evan Beerntsen	Signed rookie contract
5/1	DL	Rayshaun Benny	Signed rookie contract
5/1	TE	Josh Cuevas	Signed rookie contract
5/1	P	Ryan Eckley	Signed rookie contract
5/1	TE	Matt Hibner	Signed rookie contract
5/1	G	Vega Ioane	Signed rookie contract
5/1	WR	Ja'Kobi Lane	Signed rookie contract
5/1	RB	Adam Randall	Signed rookie contract
5/1	CB	Chandler Rivers	Signed rookie contract
5/1	WR	Elijah Sarratt	Signed rookie contract
4/20	WR	Xavier Guillory	Signed
4/6	P	Luke Elzinga	Signed
3/26	C	Danny Pinter	Signed unrestricted free agent
3/19	OL	Jovaughn Gwyn	Signed unrestricted free agent
3/12	OLB	Trey Hendrickson	Signed unrestricted free agent
3/12	G	John Simpson	Signed unrestricted free agent
3/12	S	Jaylinn Hawkins	Signed unrestricted free agent
3/12	TE	Durham Smythe	Signed unrestricted free agent
3/12	CB	Chidobe Awuzie	Signed a one-year contract extension (through 2026)
3/11	WR	Dayton Wade	Re-signed exclusive rights free agent
3/11	DL	C.J. Okoye	Re-signed exclusive rights free agent
3/11	LB	Carl Jones Jr.	Re-signed exclusive rights free agent
3/11	C/G	Corey Bullock	Re-signed exclusive rights free agent
3/9	QB	Tyler Huntley	Signed a two-year contract extension (through 2027)

DEPTH CHART

Compiled by Ravens PR Staff: Sept. 15, 2026

OFFENSE

WR	4	Zay Flowers	81	Devontez Walker*	10	LaJohntay Wester
WR	7	Rashod Bateman	6	Ja'Kobi Lane	13	Elijah Sarratt
LT	79	Ronnie Stanley	76	Carson Vinson		
LG	74	John Simpson	72	Andrew Vorhees		
C	54	Jovaughn Gwyn	77	Ethan Pocic		
RG	71	Vega Ioane	51	Emery Jones Jr.		
RT	70	Roger Rosengarten	76	Carson Vinson		
TE	89	Mark Andrews	85	Josh Cuevas		
TE	80	Durham Smythe	88	Matt Hibner		
QB	8	Lamar Jackson	5	Tyler Huntley	12	Joe Fagnano
RB	22	Derrick Henry	43	Justice Hill	26	Rasheen Ali

DEFENSE

DT	92	Nnamdi Madubuike*	96	Broderick Washington Jr.		
NT	98	Travis Jones	94	John Jenkins		
DE	93	Calais Campbell	90	Aeneas Peebles		
RUSH	91	Trey Hendrickson	15	Mike Green		
MLB	0	Roquan Smith	49	Jay Higgins IV		
WLB	32	Trenton Simpson **- or -**	40	Teddye Buchanan*		
SAM	95	Tavius Robinson	9	Zion Young	45	Ethan Burke
CB	44	Marlon Humphrey	27	T.J. Tampa Jr.		
DB	14	Kyle Hamilton	38	Keyon Martin	29	Chandler Rivers
SS	21	Jaylinn Hawkins	39	Keondre Jackson		
FS	24	Malaki Starks	39	Keondre Jackson		
CB	2	Nate Wiggins	3	Chidobe Awuzie		

SPECIAL TEAMS

P	30	Ryan Eckley				
K	33	Tyler Loop				
H	30	Ryan Eckley				
LS	46	Nick Moore				
KOR	10	LaJohntay Wester	26	Rasheen Ali	43	Justice Hill
PR	10	LaJohntay Wester	13	Elijah Sarratt		

Rookies Underlined *** Missed Last Game w/ Injury**

PRONUNCIATIONS

PLAYERS: Chidobe Awuzie (SHIH-doe-beh, AH-woo-ZEE-eh); **Calais Campbell** (cuh-LAY-us); **Josh Cuevas** (KWEV-ahs); **Joe Fagnano** (fin-YAWN-oh); **Xavier Guillory** (GIL-er-ee); **Vega Ioane** (VENG-uh, yo-WAHN-ay); **Adisa Isaac** (ah-DEE-suh); **Bilhal Kone** (bih-LAL, KO-nay); **Gerad Lichtenhan** (JARE-ed, LICK-tin-han); **Nnamdi Madubuike** (NAHM-dee, mad-uh-BEE-kay); **David Olajiga** (oh-la-JIG-ah); **Aeneas Peebles** (uh-NEE-iss, PEE-bulz); **Ty Pezza** (PEZZ-uh); **Ethan Pocic** (POH-sick); **Jahquez Robinson** (jah-KWEZ); **Kaimon Rucker** (CAY-min); **Elijah Sarratt** (suh-RAT); **K'Von Wallace** (KAY-von); **LaJohntay Wester** (luh-ZHAHN-tay). **COACHES: Keary Colbert** (CARE-ee, COLE-bert); **Zack Grossi** (GRAH-see); **Ben Kotwica** (cot-WEE-kuh); **Anthony Levine Sr.** (luh-VEEN); **Tony Michalek** (mah-HAWL-ick); **Tyler Santucci** (san-TOO-chee)

COACHING STAFF

Jesse Minter - Head Coach
Declan Doyle - Offensive Coordinator
Anthony Levine Sr. - Special Teams Coordinator
Anthony Weaver - Defensive Coordinator
Harland Bower - Outside Linebackers Coach
Marcus Brady - Pass Game Coordinator
Randy Brown - Senior Special Teams Coach
Keary Colbert - Wide Receivers Coach
Lou Esposito - Defensive Line Coach
Eddie Faulkner - Running Backs Coach
Shawn Flaherty - Assistant Offensive Line Coach
Charlie Gelman - Game Mgmt. Coord./Def. Asst.
Prentice Gill - Assistant Wide Receivers Coach
Zack Grossi - Tight Ends Coach
Ben Kotwica - Sr. Assistant Special Teams Coach
Patrick Kramer - Offensive Quality Control Coach
Dwayne Ledford - Run Game Coord./Offensive Line Coach
Joe Lombardi - Sr. Offensive Assistant Coach
Tony Michalek - Officiating Liaison
Mike Mickens - Pass Game Coord./Secondary Coach
Rick Minter - Football Analyst
Matt O'Donnell - Defensive Assistant
Andrew Rogan - Defensive Quality Control Coach
Tyler Santucci - Inside Linebackers Coach
Miles Taylor - Assistant Defensive Backs Coach
P.J. Volker - Safeties Coach
Israel Woolfork - Quarterbacks Coach

HOW THE RAVENS ARE BUILT

YEAR	DRAFTEES (39)	FREE AGENTS (24)	TRADES (1)	WAIVERS (1)	UDFA (10)
2016	T Ronnie Stanley (1)				
2017	CB Marlon Humphrey (1)				
2018	QB Lamar Jackson (1b) TE Mark Andrews (3b)				
2019	RB Justice Hill (4a)				
2020	DL Nnamdi Madubuike (3a) DL Broderick Washington Jr. (5)	LS Nick Moore (FA '20)			
2021	WR Rashod Bateman (1a)				
2022	S Kyle Hamilton (1a) DL Travis Jones (3)		ILB Roquan Smith (TR Chi. '22)		
2023	WR Zay Flowers (1) ILB Trenton Simpson (3) OLB Tavius Robinson (4) G Andrew Vorhees (7)				
2024	CB Nate Wiggins (1) T Roger Rosengarten (2) OLB Adisa Isaac (3) ^ WR Devontez Walker (4a) CB T.J. Tampa Jr. (4b) RB Rasheen Ali (5)	RB Derrick Henry (UFA Ten. '24)			
2025	S Malaki Starks (1) OLB Mike Green (2) G/T Emery Jones Jr. (3) ILB Teddye Buchanan (4) T Carson Vinson (5) CB Bilhal Kone (6) ! K Tyler Loop (6) DL Aeneas Peebles (6) WR LaJohntay Wester (6)	CB Chidobe Awuzie (FA '25) QB Tyler Huntley (FA '25) NT John Jenkins (FA '25) DL David Olajiga (FA '25) ^		LB Carl Jones Jr. (W '25) ^	ILB Jay Higgins IV (FA '25) S Keondre Jackson (FA '25) T Gerad Lichtenhan (FA '25) ^ CB Keyon Martin (FA '25) OLB Kaimon Rucker (FA '25) ^
2026	G Vega Ioane (1) OLB Zion Young (2) WR Ja'Kobi Lane (3) WR Elijah Sarratt (4a) TE Matt Hibner (4b) CB Chandler Rivers (5a) TE Josh Cuevas (5b) RB Adam Randall (5c) ! P Ryan Eckley (6) DL Rayshaun Benny (7a) ^	OL A.J. Arcuri (FA '26) ^ DL Calais Campbell (FA '26) OL Chuma Edoga (FA '26) ^ WR Xavier Guillory (FA '26) ^ OL Jovaughn Gwyn (UFA Atl. '26) S Jaylinn Hawkins (UFA NE '26) OLB Trey Hendrickson (UFA Cin. '26) ILB Jamon Johnson (FA '26) ^ WR Gage Larvadain (FA '26) ^ WR Chris Moore (FA '26) ^ C Danny Pinter (UFA Ind. '26) * C Ethan Pocic (FA '26) G John Simpson (UFA NYJ '26) TE Durham Smythe (UFA Chi. '26) QB Skylar Thompson (FA '26) * TE Nick Vannett (FA '26) ^ S K'Von Wallace (FA '26) ^ RB Jonathan Ward (FA '26) ^			OLB Ethan Burke (FA '26) QB Joe Fagnano (FA '26) TE Ty Pezza (FA '26) ^ S Jahquez Robinson (FA '26) * CB Lardarius Webb Jr. (FA '26) ^

Key: **Injured Reserve, ^Practice Squad, RFA = Rookie Free Agent, TR = Trade, UFA = Unrestricted Free Agent, ! = Injured Reserve - Designated for Return*

GAME-BY-GAME STARTERS

OFFENSE											
DATE	OPPONENT	WR	WR	LT	LG	C	RG	RT	TE	QB	RB
9/13	at Indianapolis	Zay Flowers	Rashod Bateman	Ronnie Stanley	John Simpson	Jovaughn Gwyn	Vega Ioane	Roger Rosengarten	Mark Andrews/ Durham Smythe	Lamar Jackson	Derrick Henry
9/20	New Orleans	--	--	--	--	--	--	--	--	--	--
9/27	at Dallas	--	--	--	--	--	--	--	--	--	--
10/4	Tennessee	--	--	--	--	--	--	--	--	--	--
10/11	at Atlanta	--	--	--	--	--	--	--	--	--	--
10/18	at Cleveland	--	--	--	--	--	--	--	--	--	--
10/25	Cincinnati	--	--	--	--	--	--	--	--	--	--
11/1	at Buffalo	--	--	--	--	--	--	--	--	--	--
11/5	Jacksonville	--	--	--	--	--	--	--	--	--	--
11/16	L.A. Chargers	--	--	--	--	--	--	--	--	--	--
11/22	at Carolina	--	--	--	--	--	--	--	--	--	--
11/29	at Houston	--	--	--	--	--	--	--	--	--	--
12/13	Tampa Bay	--	--	--	--	--	--	--	--	--	--
12/20	at Pittsburgh	--	--	--	--	--	--	--	--	--	--
12/27	Cleveland	--	--	--	--	--	--	--	--	--	--
12/31	at Cincinnati	--	--	--	--	--	--	--	--	--	--
1/10	Pittsburgh	--	--	--	--	--	--	--	--	--	--

DEFENSE													
DATE	OPPONENT	DT	NT	DE	RUSH	MLB	WLB	SAM	CB	DB	SS	FS	CB
9/13	at Indianapolis	Calais Campbell	Travis Jones	--	Trey Hendrickson	Roquan Smith	Trenton Simpson	Tavius Robinson	Marlon Humphrey	Kyle Hamilton	Jaylinn Hawkins	Malaki Starks	Nate Wiggins
9/20	New Orleans	--	--	--	--	--	--	--	--	--	--	--	--
9/27	at Dallas	--	--	--	--	--	--	--	--	--	--	--	--
10/4	Tennessee	--	--	--	--	--	--	--	--	--	--	--	--
10/11	at Atlanta	--	--	--	--	--	--	--	--	--	--	--	--
10/18	at Cleveland	--	--	--	--	--	--	--	--	--	--	--	--
10/25	Cincinnati	--	--	--	--	--	--	--	--	--	--	--	--
11/1	at Buffalo	--	--	--	--	--	--	--	--	--	--	--	--
11/5	Jacksonville	--	--	--	--	--	--	--	--	--	--	--	--
11/16	L.A. Chargers	--	--	--	--	--	--	--	--	--	--	--	--
11/22	at Carolina	--	--	--	--	--	--	--	--	--	--	--	--
11/29	at Houston	--	--	--	--	--	--	--	--	--	--	--	--
12/13	Tampa Bay	--	--	--	--	--	--	--	--	--	--	--	--
12/20	at Pittsburgh	--	--	--	--	--	--	--	--	--	--	--	--
12/27	Cleveland	--	--	--	--	--	--	--	--	--	--	--	--
12/31	at Cincinnati	--	--	--	--	--	--	--	--	--	--	--	--
1/10	Pittsburgh	--	--	--	--	--	--	--	--	--	--	--	--

PARTICIPATION CHART

	AT IND																				
PLAYERS	9/13	9/20	9/27	10/4	10/11	10/18	10/25	11/1	11/5	11/16	11/22	11/29	12/13	12/20	12/27	12/31	1/10	GP	GS	DNP	IN
Rasheen Ali	P	-	-	-	-	-	-	-	-	-	-	-	-	-	-	-	-	1	0	0	0
Mark Andrews	**TE**	-	-	-	-	-	-	-	-	-	-	-	-	-	-	-	-	1	1	0	0
Chidobe Awuzie	P	-	-	-	-	-	-	-	-	-	-	-	-	-	-	-	-	1	0	0	0
Rashod Bateman	**WR**	-	-	-	-	-	-	-	-	-	-	-	-	-	-	-	-	1	1	0	0
Rayshaun Benny	*PS*	-	-	-	-	-	-	-	-	-	-	-	-	-	-	-	-	0	0	0	0
Teddye Buchanan	*N*	-	-	-	-	-	-	-	-	-	-	-	-	-	-	-	-	0	0	0	1
Ethan Burke	P	-	-	-	-	-	-	-	-	-	-	-	-	-	-	-	-	1	0	0	0
Calais Campbell	**DE**	-	-	-	-	-	-	-	-	-	-	-	-	-	-	-	-	1	1	0	0
Josh Cuevas	P	-	-	-	-	-	-	-	-	-	-	-	-	-	-	-	-	1	0	0	0
Dominic DeLuca	*PS*	-	-	-	-	-	-	-	-	-	-	-	-	-	-	-	-	0	0	0	0
Ryan Eckley	P	-	-	-	-	-	-	-	-	-	-	-	-	-	-	-	-	1	0	0	0
Joe Fagnano	*N*	-	-	-	-	-	-	-	-	-	-	-	-	-	-	-	-	0	0	0	1
Zay Flowers	**WR**	-	-	-	-	-	-	-	-	-	-	-	-	-	-	-	-	1	1	0	0
Mike Green	P	-	-	-	-	-	-	-	-	-	-	-	-	-	-	-	-	1	0	0	0
Xavier Guillory	*PS*	-	-	-	-	-	-	-	-	-	-	-	-	-	-	-	-	0	0	0	0
Jovaughn Gwyn	**C**	-	-	-	-	-	-	-	-	-	-	-	-	-	-	-	-	1	1	0	0
Kyle Hamilton	**DB**	-	-	-	-	-	-	-	-	-	-	-	-	-	-	-	-	1	1	0	0
Jaylinn Hawkins	**SS**	-	-	-	-	-	-	-	-	-	-	-	-	-	-	-	-	1	1	0	0
Trey Hendrickson	**RUSH**	-	-	-	-	-	-	-	-	-	-	-	-	-	-	-	-	1	1	0	0
Derrick Henry	**RB**	-	-	-	-	-	-	-	-	-	-	-	-	-	-	-	-	1	1	0	0
Matt Hibner	P	-	-	-	-	-	-	-	-	-	-	-	-	-	-	-	-	1	0	0	0
Jay Higgins IV	P	-	-	-	-	-	-	-	-	-	-	-	-	-	-	-	-	1	0	0	0
Justice Hill	P	-	-	-	-	-	-	-	-	-	-	-	-	-	-	-	-	1	0	0	0
Marlon Humphrey	**CB**	-	-	-	-	-	-	-	-	-	-	-	-	-	-	-	-	1	1	0	0
Tyler Huntley	*X*	-	-	-	-	-	-	-	-	-	-	-	-	-	-	-	-	0	0	1	0
Vega Ioane	**RG**	-	-	-	-	-	-	-	-	-	-	-	-	-	-	-	-	1	1	0	0
Adisa Isaac	*PS*	-	-	-	-	-	-	-	-	-	-	-	-	-	-	-	-	0	0	0	0
Keondre Jackson	P	-	-	-	-	-	-	-	-	-	-	-	-	-	-	-	-	1	0	0	0
Lamar Jackson	**QB**	-	-	-	-	-	-	-	-	-	-	-	-	-	-	-	-	1	1	0	0
John Jenkins	P	-	-	-	-	-	-	-	-	-	-	-	-	-	-	-	-	1	0	0	0
Jamon Johnson	*PS*	-	-	-	-	-	-	-	-	-	-	-	-	-	-	-	-	0	0	0	0
Carl Jones Jr.	P	-	-	-	-	-	-	-	-	-	-	-	-	-	-	-	-	1	0	0	0
Emery Jones Jr.	*N*	-	-	-	-	-	-	-	-	-	-	-	-	-	-	-	-	0	0	0	1
Travis Jones	**NT**	-	-	-	-	-	-	-	-	-	-	-	-	-	-	-	-	1	1	0	0
Bilhal Kone	*IRD*	-	-	-	-	-	-	-	-	-	-	-	-	-	-	-	-	0	0	0	0
Ja'Kobi Lane	P	-	-	-	-	-	-	-	-	-	-	-	-	-	-	-	-	1	0	0	0
Gerad Lichtenhan	*PS*	-	-	-	-	-	-	-	-	-	-	-	-	-	-	-	-	0	0	0	0
Tyler Loop	P	-	-	-	-	-	-	-	-	-	-	-	-	-	-	-	-	1	0	0	0
Nnamdi Madubuike	*N*	-	-	-	-	-	-	-	-	-	-	-	-	-	-	-	-	0	0	0	1
Keyon Martin	P	-	-	-	-	-	-	-	-	-	-	-	-	-	-	-	-	1	0	0	0
Jake Moody	*PS*	-	-	-	-	-	-	-	-	-	-	-	-	-	-	-	-	0	0	0	0
Chris Moore	P	-	-	-	-	-	-	-	-	-	-	-	-	-	-	-	-	1	0	0	0
Nick Moore	P	-	-	-	-	-	-	-	-	-	-	-	-	-	-	-	-	1	0	0	0
David Olajiga	*PS*	-	-	-	-	-	-	-	-	-	-	-	-	-	-	-	-	0	0	0	0
Aeneas Peebles	P	-	-	-	-	-	-	-	-	-	-	-	-	-	-	-	-	1	0	0	0
Ty Pezza	*PS*	-	-	-	-	-	-	-	-	-	-	-	-	-	-	-	-	0	0	0	0
Danny Pinter	*IR*	-	-	-	-	-	-	-	-	-	-	-	-	-	-	-	-	0	0	0	0
Ethan Pocic	*X*	-	-	-	-	-	-	-	-	-	-	-	-	-	-	-	-	0	0	1	0
Adam Randall	*IRD*	-	-	-	-	-	-	-	-	-	-	-	-	-	-	-	-	0	0	0	0
Chandler Rivers	*N*	-	-	-	-	-	-	-	-	-	-	-	-	-	-	-	-	0	0	0	1
Jahquez Robinson	*IR*	-	-	-	-	-	-	-	-	-	-	-	-	-	-	-	-	0	0	0	0
Tavius Robinson	**SAM**	-	-	-	-	-	-	-	-	-	-	-	-	-	-	-	-	1	1	0	0
Roger Rosengarten	**RT**	-	-	-	-	-	-	-	-	-	-	-	-	-	-	-	-	1	1	0	0
Kaimon Rucker	*PS*	-	-	-	-	-	-	-	-	-	-	-	-	-	-	-	-	0	0	0	0
Elijah Sarratt	*N*	-	-	-	-	-	-	-	-	-	-	-	-	-	-	-	-	0	0	0	1
John Simpson	**LG**	-	-	-	-	-	-	-	-	-	-	-	-	-	-	-	-	1	1	0	0
Trenton Simpson	**WLB**	-	-	-	-	-	-	-	-	-	-	-	-	-	-	-	-	1	1	0	0
Roquan Smith	**MLB**	-	-	-	-	-	-	-	-	-	-	-	-	-	-	-	-	1	1	0	0
Durham Smythe	**TE**	-	-	-	-	-	-	-	-	-	-	-	-	-	-	-	-	1	1	0	0
Ronnie Stanley	**LT**	-	-	-	-	-	-	-	-	-	-	-	-	-	-	-	-	1	1	0	0
Malaki Starks	**FS**	-	-	-	-	-	-	-	-	-	-	-	-	-	-	-	-	1	1	0	0
T.J. Tampa Jr.	P	-	-	-	-	-	-	-	-	-	-	-	-	-	-	-	-	1	0	0	0
Skylar Thompson	*IR*	-	-	-	-	-	-	-	-	-	-	-	-	-	-	-	-	0	0	0	0
Carson Vinson	P	-	-	-	-	-	-	-	-	-	-	-	-	-	-	-	-	1	0	0	0
Andrew Vorhees	P	-	-	-	-	-	-	-	-	-	-	-	-	-	-	-	-	1	0	0	0
Devontez Walker	*N*	-	-	-	-	-	-	-	-	-	-	-	-	-	-	-	-	0	0	0	1
K'Von Wallace	*PS*	-	-	-	-	-	-	-	-	-	-	-	-	-	-	-	-	0	0	0	0
Jonathan Ward	*PS*	-	-	-	-	-	-	-	-	-	-	-	-	-	-	-	-	0	0	0	0
Broderick Washington Jr.	P	-	-	-	-	-	-	-	-	-	-	-	-	-	-	-	-	1	0	0	0
Lardarius Webb Jr.	*PS*	-	-	-	-	-	-	-	-	-	-	-	-	-	-	-	-	0	0	0	0
LaJohntay Wester	P	-	-	-	-	-	-	-	-	-	-	-	-	-	-	-	-	1	0	0	0
Nate Wiggins	**CB**	-	-	-	-	-	-	-	-	-	-	-	-	-	-	-	-	1	1	0	0
Zion Young	P	-	-	-	-	-	-	-	-	-	-	-	-	-	-	-	-	1	0	0	0

LEGEND:

Bold=Starters, N=On Inactive List, P=Player was a substitution, X=Did Not Play (Non-injury), PS=Practice Squad, NOT=Not on Roster, IRD=Injured Reserve - Designated For Return, IR=Injured Reserve

TEAM STATISTICS

BALTIMORE RAVENS / REGULAR SEASON WEEK 1 / THROUGH SUNDAY, SEPTEMBER 13, 2026

WON 1, LOST 0				HEAD COACH: JESSE MINTER
09/13	W	41-23	at Indianapolis	65,045

TEAM STATISTICS	BAL	OPP.
FIRST DOWNS	**23**	**17**
Rushing	12	8
Passing	11	8
Penalty	0	1
Third Down-Made/Att	3/9	3/10
Third Down Efficiency	33.3%	30.0%
Fourth Down-Made/Att	0/1	0/1
Fourth Down Efficiency	0.0%	0.0%
TOTAL NET YARDS	**506**	**251**
Avg. Per Game	506.0	251.0
Total Plays	64	53
Avg. Per Play	7.9	4.7
NET YARDS RUSHING	**202**	**102**
Avg. Per Game	202.0	102.0
Total Rushes	37	20
Avg. Per Rush	5.5	5.1
NET YARDS PASSING	**304**	**149**
Avg. Per Game	304.0	149.0
Sacked/Yards Lost	2/20	2/17
Gross Yards	324	166
Attempts/Completions	25/17	31/19
Pct. of Completion	68.0%	61.3%
Had Intercepted	0	1
PUNTS/AVERAGE	**3/46.7**	**5/52.6**
Net Punting Average	46.7	46.6
PUNT RETURN/AVG.	**3/10.0**	**0/0**
KICKOFF RETURN/AVG.	**5/30.2**	**6/32.8**
INTERCEPTION RETURN/AVG.	**1/1.0**	**0/0.0**
PENALTIES/YARDS	**10/86**	**4/29**
FUMBLES/BALL LOST	**1/1**	**1/1**
TOUCHDOWNS	**5**	**3**
Rushing	4	2
Passing	1	1
Returns	0	0
EXTRA POINTS/ATTEMPTS	**5/5**	**2/3**
TWO POINT CONVERSION/ATT.	**0/0**	**0/0**
FIELD GOALS/ATTEMPTS	**2/2**	**1/1**
AVG. TIME OF POSSESSION	**35:20**	**24:40**

* SCORE BY PERIODS	Q1	Q2	Q3	Q4	OT	PTS
TEAM	14	17	0	10	0	41
OPPONENTS	6	7	3	7	0	23

SCORING	TD	RU	PA	RT	K-PAT	FG	2PT	S	PTS
D. Henry	3	3	0	0	0/0	0/0	0	0	18
T. Loop	0	0	0	0	5/5	2/2	0	0	11
Z. Flowers	1	0	1	0	0/0	0/0	0	0	6
L. Jackson	1	1	0	0	0/0	0/0	0	0	6
TEAM	**5**	**4**	**1**	**0**	**5/5**	**2/2**	**0**	**0**	**41**
OPPONENTS	**3**	**2**	**1**	**0**	**2/3**	**1/1**	**0**	**0**	**23**

* RUSHING	NO.	YDS	AVG	LONG	TD
D. Henry	24	144	6.0	32t	3
L. Jackson	7	40	5.7	19	1
J. Hill	6	18	3.0	7	0
TEAM	**37**	**202**	**5.5**	**32t**	**4**
OPPONENTS	**20**	**102**	**5.1**	**21**	**2**

* RECEIVING	TAR	NO.	YDS	AVG	LONG	TD
Z. Flowers	6	5	150	30.0	54t	1
M. Andrews	6	4	49	12.3	17	0
L. Wester	2	2	15	7.5	9	0
D. Henry	1	1	19	19.0	19	0
M. Hibner	1	1	13	13.0	13	0
J. Hill	1	1	10	10.0	10	0
J. Lane	3	1	11	11.0	11	0
C. Moore	2	1	53	53.0	53	0
D. Smythe	1	1	4	4.0	4	0
R. Bateman	1	0	0	0.0	0	0
TEAM	**24**	**17**	**324**	**19.1**	**54t**	**1**
OPPONENTS	**29**	**19**	**166**	**8.7**	**25**	**1**

* INTERCEPTIONS	NO.	YDS	AVG	LONG	TD
R. Smith	1	1	1.0	1	0
TEAM	**1**	**1**	**1.0**	**1**	**0**

* OFFENSIVE FUMBLES	FUM	LST	REC	TD
L. Jackson	1	1	0	0
TEAM	**1**	**1**	**0**	**0**
OPPONENTS	**1**	**1**	**0**	**0**

* PUNTING	NO.	YDS	AVG	NET	TB	IN	LG	B
R. Eckley	3	140	46.7	46.7	0	3	53	0
TEAM	**3**	**140**	**46.7**	**46.7**	**0**	**3**	**53**	**0**
OPPONENTS	**5**	**263**	**52.6**	**46.6**	**0**	**0**	**59**	**0**

* PUNT RETURNS	RET	FC	YDS	AVG	LONG	TD
L. Wester	3	2	30	10.0	13	0
TEAM	**3**	**2**	**30**	**10.0**	**13**	**0**
OPPONENTS	**0**	**2**	**0**	**0.0**	**0**	**0**

* KICKOFF RETURNS	NO.	YDS	AVG	LONG	TD
C. Moore	4	121	30.3	42	0
L. Wester	1	30	30.0	30	0
TEAM	**5**	**151**	**30.2**	**42**	**0**
OPPONENTS	**6**	**197**	**32.8**	**66**	**0**

* FIELD GOALS	1-19	20-29	30-39	40-49	50+
T. Loop	0/0	0/0	0/0	1/1	1/1
TEAM	**0/0**	**0/0**	**0/0**	**1/1**	**1/1**
OPPONENTS	**0/0**	**0/0**	**0/0**	**0/0**	**1/1**

T. Loop: (57G, 45G)
OPP: (58G)

2-Pt Conv: TM 0-0, **OPP** 0-0

SACKS: M. Starks 1.0, T. Robinson 1.0, (group) 0.0, **TM** 2.0, **OPP** 2.0

* PASSING	ATT	CMP	YDS	CMP%	YDS/ATT	TD	TD%	INT	INT%	LONG	SACK/LOST	RATING
L. Jackson	25	17	324	68.0	13.0	1	4.0	0	0.0	54t	2/20	124.2
TEAM	**25**	**17**	**324**	**68.0**	**13.0**	**1**	**4.0**	**0**	**0.0**	**54t**	**2.0/20**	**124.2**
OPPONENTS	**31**	**19**	**166**	**61.3**	**5.4**	**1**	**3.2**	**1**	**3.2**	**25**	**2.0/17**	**72.8**

DEFENSIVE & SPECIAL TEAMS STATISTICS

2026 REGULAR SEASON BALTIMORE RAVENS DEFENSIVE STATS (THROUGH WEEK 1)

Player	Total	Tkl.	ASST	Sacks/Yds.	TFL	QBH	FR	FF	Int./Yds.	PD
Roquan Smith	11	5	6	0.0/0.0	0	1	0	0	1/1	1
Malaki Starks	6	2	4	1.0/9.0	1	2	0	0	0/0	0
Kyle Hamilton	5	3	2	0.0/0.0	0	1	0	0	0/0	0
Marlon Humphrey	4	3	1	0.0/0.0	0	0	1	1	0/0	1
Travis Jones	4	3	1	0.0/0.0	2	0	0	0	0/0	0
Trenton Simpson	4	3	1	0.0/0.0	2	0	0	0	0/0	0
Nate Wiggins	4	3	1	0.0/0.0	0	0	0	0	0/0	1
Tavius Robinson	3	1	2	1.0/8.0	1	4	0	0	0/0	0
Calais Campbell	2	0	2	0.0/0.0	0	0	0	0	0/0	0
Jaylinn Hawkins	2	1	1	0.0/0.0	0	0	0	0	0/0	0
Keyon Martin	2	2	0	0.0/0.0	0	0	0	0	0/0	0
Trey Hendrickson	1	1	0	0.0/0.0	0	0	0	0	0/0	0
Broderick Washington Jr.	1	1	0	0.0/0.0	0	0	0	0	0/0	1
Aeneas Peebles	0	0	0	0.0/0.0	0	1	0	0	0/0	0
(group)	--	--	--	0.0/0.0	--	--	--	--	--/--	--
TOTALS	**49**	**28**	**21**	**2.0/17.0**	**6**	**9**	**1**	**1**	**1/1**	**4**
OPP. TOTALS	**59**	**37**	**22**	**2.0/20.0**	**0**	**4**	**1**	**1**	**0/0**	**0**

ASST=Assist, TFL=Tackle for a Loss, Int.=Interception, FR=Fumble Recovery, FF=Forced Fumble, PD=Pass Defense

2026 RAVENS SPECIAL TEAMS

PLAYER	TTL.	SOLO	ASST.
Carl Jones Jr.	2	2	0
Rasheen Ali	1	0	1
Jay Higgins IV	1	0	1
Tyler Loop	1	1	0
Chris Moore	1	1	0
Malaki Starks	1	0	1
T.J. Tampa Jr.	1	0	1
TOTALS	**8**	**4**	**4**

DEFENSIVE STATS BY RANK

SACKS		INTERCEPTIONS		TACKLES FOR LOSS		PASSES DEFENSED		QBH	
PLAYER	NO.	PLAYER	NO.	PLAYER	NO.	PLAYER	NO.	PLAYER	NO.
Tavius Robinson	1.0	Roquan Smith	1	Travis Jones	2	Marlon Humphrey	1	Tavius Robinson	4
Malaki Starks	1.0			Trenton Simpson	2	Roquan Smith	1	Malaki Starks	2
				Tavius Robinson	1	Broderick Washington Jr.	1	Kyle Hamilton	1
				Malaki Starks	1	Nate Wiggins	1	Aeneas Peebles	1
								Roquan Smith	1

FORCED FUMBLES		FUMBLE RECOVERIES	
PLAYER	NO.	PLAYER	NO.
Marlon Humphrey	1	Marlon Humphrey	1

MISCELLANEOUS STATISTICS

	TACKLES			FUMBLES	
PLAYER	TOT	SOLO	ASST	FF	FR
Ro. Stanley	1	1	0	0	0
TOTAL	**1**	**1**	**0**	**0**	**0**

WEEK-BY-WEEK LEADERS

2026 REGULAR SEASON BALTIMORE RAVENS WEEK-BY-WEEK LEADERS (THROUGH WEEK 1)

		SCORING		PASSING YARDS		RUSHING YARDS		RECEPTIONS		RECEIVING YARDS		TACKLES		CARRIES		SACKS		INTERCEPTIONS		FORCED FUMBLES		RECOVERED FUMBLES	
DATE	OPPONENT	PLAYER	NO.	PLAYER	NO.	PLAYER	NO.	PLAYER	NO.	PLAYER	NO.	PLAYER	NO.	PLAYER	NO.	PLAYER	NO.	PLAYER	NO.	PLAYER	NO.	PLAYER	NO.
09/13	at Colts	D. Henry	18	L. Jackson	324	D. Henry	144	Z. Flowers	5	Z. Flowers	150	R. Smith	11	D. Henry	24	M. Starks T. Robinson	1.0	R. Smith	1	M. Humphrey	1	M. Humphrey	1
09/20	Saints	--		--		--		--		--		--		--		--		--		--		--	
09/27	at Cowboys	--		--		--		--		--		--		--		--		--		--		--	
10/04	Titans	--		--		--		--		--		--		--		--		--		--		--	
10/11	at Falcons	--		--		--		--		--		--		--		--		--		--		--	
10/18	at Browns	--		--		--		--		--		--		--		--		--		--		--	
10/25	Bengals	--		--		--		--		--		--		--		--		--		--		--	
11/01	at Bills	--		--		--		--		--		--		--		--		--		--		--	
11/05	Jaguars	--		--		--		--		--		--		--		--		--		--		--	
11/16	Chargers	--		--		--		--		--		--		--		--		--		--		--	
11/22	at Panthers	--		--		--		--		--		--		--		--		--		--		--	
11/29	at Texans	--		--		--		--		--		--		--		--		--		--		--	
12/13	Buccaneers	--		--		--		--		--		--		--		--		--		--		--	
12/20	at Steelers	--		--		--		--		--		--		--		--		--		--		--	
12/27	Browns	--		--		--		--		--		--		--		--		--		--		--	
12/31	at Bengals	--		--		--		--		--		--		--		--		--		--		--	
01/10	Steelers	--		--		--		--		--		--		--		--		--		--		--	
MOST TIMES LED (INCLUDING TIES)		**D. HENRY**	**1**	**L. JACKSON**	**1**	**D. HENRY**	**1**	**Z. FLOWERS**	**1**	**Z. FLOWERS**	**1**	**R. SMITH**	**1**	**D. HENRY**	**1**	**M. STARKS T. ROBINSON**	**1**	**R. SMITH**	**1**	**M. HUMPHREY**	**1**	**M. HUMPHREY**	**1**

OPPONENTS

		SCORING		PASSING YARDS		RUSHING YARDS		RECEPTIONS		RECEIVING YARDS		TACKLES		CARRIES		SACKS		INTERCEPTIONS		FORCED FUMBLES		RECOVERED FUMBLES	
DATE	OPPONENT	PLAYER	NO.	PLAYER	NO.	PLAYER	NO.	PLAYER	NO.	PLAYER	NO.	PLAYER	NO.	PLAYER	NO.	PLAYER	NO.	PLAYER	NO.	PLAYER	NO.	PLAYER	NO.
09/13	at Colts	J. Taylor	12	D. Jones	166	J. Taylor	98	K. Allen	6	A. Pierce	61	A. Davis-Gaither	8	J. Taylor	19	L. Latu A. Key D. Buckner G. Stewart	0.5	--		A. Key	1	D. Buckner	1
09/20	Saints	--		--		--		--		--		--		--		--		--		--		--	
09/27	at Cowboys	--		--		--		--		--		--		--		--		--		--		--	
10/04	Titans	--		--		--		--		--		--		--		--		--		--		--	
10/11	at Falcons	--		--		--		--		--		--		--		--		--		--		--	
10/18	at Browns	--		--		--		--		--		--		--		--		--		--		--	
10/25	Bengals	--		--		--		--		--		--		--		--		--		--		--	
11/01	at Bills	--		--		--		--		--		--		--		--		--		--		--	
11/05	Jaguars	--		--		--		--		--		--		--		--		--		--		--	
11/16	Chargers	--		--		--		--		--		--		--		--		--		--		--	
11/22	at Panthers	--		--		--		--		--		--		--		--		--		--		--	
11/29	at Texans	--		--		--		--		--		--		--		--		--		--		--	
12/13	Buccaneers	--		--		--		--		--		--		--		--		--		--		--	
12/20	at Steelers	--		--		--		--		--		--		--		--		--		--		--	
12/27	Browns	--		--		--		--		--		--		--		--		--		--		--	
12/31	at Bengals	--		--		--		--		--		--		--		--		--		--		--	
01/10	Steelers	--		--		--		--		--		--		--		--		--		--		--	

GAME-BY-GAME OFFENSE

2026 REGULAR SEASON RAVENS GAME-BY-GAME OFFENSE

	09/13 @ IND	09/20 NO	09/27 @ DAL	10/04 TEN	10/11 @ ATL	10/18 @ CLE	10/25 CIN	11/01 @ BUF	11/05 JAX	11/16 LAC	11/22 @ CAR	11/29 @ HOU	12/13 TB	12/20 @ PIT	12/27 CLE	12/31 @ CIN	01/10 PIT	**Totals**
FIRST DOWNS																		
Total	23																	**23**
Rushing	12																	**12**
Passing	11																	**11**
Penalty	0																	**0**
THIRD DOWNS																		
Attempts	9																	**9**
Converted	3																	**3**
Percentage	33.3%																	**33.3%**
FOURTH DOWNS																		
Attempts	1																	**1**
Converted	0																	**0**
Percentage	0.0%																	**0.0%**
TOT. OFFENSE																		
Net Yards	506																	**506**
Plays	64																	**64**
Avg./Play	7.9																	**7.9**
RUSHING																		
Net Yards	202																	**202**
Rush. Att.	37																	**37**
Avg./Att.	5.5																	**5.5**
PASSING																		
Net Yards	304																	**304**
Attempts	25																	**25**
Completions	17																	**17**
Completion Pct	68.0%																	**68.0%**
Avg. Gain Per Pass Play	11.3																	**11.3**
Intercepted	0																	**0**
Gross Yards	324																	**324**
Sacked	2.0																	**2.0**
Yards Lost	20																	**20**
PENALTIES																		
Number	10																	**10**
Yards	86																	**86**
FUMBLES																		
Number	1																	**1**
Lost	1																	**1**
PUNTING																		
Yards	140																	**140**
Punts	3																	**3**
Net Avg.	46.7																	**46.7**
Gross Avg.	46.7																	**46.7**
Touchbacks	0																	**0**
Punts Blocked	0																	**0**
Punt Returns	3																	**3**
Punt Return Yards	30																	**30**
Punt Return Avg.	10.0																	**10.0**
Inside 20	3																	**3**
Fair Catches	2																	**2**
SCORING																		
Points	41																	**41**
Q1	14																	**14**
Q2	17																	**17**
Q3	0																	**0**
Q4	10																	**10**
OT	0																	**0**
TD Rushing	4																	**4**
TD Passing	1																	**1**
TD KO Returns	0																	**0**
TD Punt Returns	0																	**0**
TD Sp. Teams	0																	**0**
TD Def. Returns	0																	**0**
Total TDs	5																	**5**
PAT Attempts	5																	**5**
PAT Made	5																	**5**
FG Attempts	2																	**2**
FG Made	2																	**2**
Safety	0																	**0**
2-Pt Attempts	0																	**0**
2-Pt Made	0																	**0**
Time of Possession	35:20																	**35:20**
KICKOFFS																		
Kickoff Returns	5																	**5**
Kickoff Return Yards	151																	**151**
Kickoff Return Avg.	30.2																	**30.2**

GAME-BY-GAME DEFENSE

2026 REGULAR SEASON RAVENS GAME-BY-GAME DEFENSE

	09/13 @ IND	09/20 NO	09/27 @ DAL	10/04 TEN	10/11 @ ATL	10/18 @ CLE	10/25 CIN	11/01 @ BUF	11/05 JAX	11/16 LAC	11/22 @ CAR	11/29 @ HOU	12/13 TB	12/20 @ PIT	12/27 CLE	12/31 @ CIN	01/10 PIT	**Totals**
FIRST DOWNS																		
Total	17																	**17**
Rushing	8																	**8**
Passing	8																	**8**
Penalty	1																	**1**
THIRD DOWNS																		
Attempts	10																	**10**
Converted	3																	**3**
Percentage	30.0%																	**30.0%**
FOURTH DOWNS																		
Attempts	1																	**1**
Converted	0																	**0**
Percentage	0.0%																	**0.0%**
TOT. OFFENSE																		
Net Yards	251																	**251**
Plays	53																	**53**
Avg./Play	4.7																	**4.7**
RUSHING																		
Net Yards	102																	**102**
Rush. Att.	20																	**20**
Avg./Att.	5.1																	**5.1**
PASSING																		
Net Yards	149																	**149**
Attempts	31																	**31**
Completions	19																	**19**
Completion Pct	61.3%																	**61.3%**
Avg. Gain Per Pass Play	4.5																	**4.5**
Intercepted	1																	**1**
Gross Yards	166																	**166**
Sacked	2.0																	**2.0**
Yards Lost	17																	**17**
PENALTIES																		
Number	4																	**4**
Yards	29																	**29**
FUMBLES																		
Number	1																	**1**
Lost	1																	**1**
PUNTING																		
Yards	263																	**263**
Punts	5																	**5**
Net Avg.	46.6																	**46.6**
Gross Avg.	52.6																	**52.6**
Touchbacks	0																	**0**
Punts Blocked	0																	**0**
Punt Returns	0																	**0**
Punt Return Yards	0																	**0**
Punt Return Avg.	0																	**0**
Inside 20	0																	**0**
Fair Catches	2																	**2**
SCORING																		
Points	23																	**23**
Q1	6																	**6**
Q2	7																	**7**
Q3	3																	**3**
Q4	7																	**7**
OT	0																	**0**
TD Rushing	2																	**2**
TD Passing	1																	**1**
TD KO Returns	0																	**0**
TD Punt Returns	0																	**0**
TD Sp. Teams	0																	**0**
TD Def. Returns	0																	**0**
Total TDs	3																	**3**
PAT Attempts	3																	**3**
PAT Made	2																	**2**
FG Attempts	1																	**1**
FG Made	1																	**1**
Safety	0																	**0**
2-Pt Attempts	0																	**0**
2-Pt Made	0																	**0**
Time of Possession	24:40																	**24:40**
KICKOFFS																		
Kickoff Returns	6																	**6**
Kickoff Return Yards	197																	**197**
Kickoff Return Avg.	32.8																	**32.8**

DRIVE CHARTS

2026 REGULAR SEASON

WEEK 1: RAVENS 41, COLTS 23 — **SEPTEMBER 13, 2026**

RAVENS

#	RECD	LOST	POSS	OBTAINED	BEGAN	PLAYS	YDS	PEN	NET	1ST	ENDED	GIVEN UP
1	10:33	08:20	2:13	Kickoff	BAL 49	3	56	-5	51	2	IND 5	Touchdown
2	07:32	04:05	3:27	Interception	IND 31	6	46	-15	31	3	IND 4	Touchdown
3	02:19	12:02	5:17	Punt	BAL 38	10	74	-15	59	3	IND 3	Downs
4	09:11	06:54	2:17	Punt	BAL 34	5	76	-10	66	2	BAL 46	Touchdown
5	06:38	05:04	1:34	Fumble	IND 47	3	47	0	47	2	IND 32	Touchdown
6	04:34	04:27	0:07	Punt	BAL 30	1	-15	0	-15	0	BAL 30	Fumble
7	02:16	01:32	0:44	Kickoff	BAL 34	3	5	-10	-5	0	BAL 29	Punt
8	00:52	00:00	0:52	Punt	BAL 24	6	37	0	37	2	IND 39	Field Goal
9	15:00	12:50	2:10	Kickoff	BAL 34	3	10	-5	5	0	BAL 39	Punt
10	07:55	04:24	3:31	Kickoff	BAL 18	5	37	-5	32	2		Punt
11	01:15	12:46	3:29	Punt	BAL 23	6	77	0	77	3	IND 3	Touchdown
12	10:26	04:09	6:17	Kickoff	BAL 30	10	43	0	43	3	IND 27	Field Goal
13	03:22	00:00	3:22	Downs	BAL 40	5	13	0	13	1	IND 46	End Game

COLTS

#	RECD	LOST	POSS	OBTAINED	BEGAN	PLAYS	YDS	PEN	NET	1ST	ENDED	GIVEN UP
1	15:00	10:33	4:27	Kickoff	IND 35	9	65	0	65	4	BAL 1	Touchdown
2	08:20	07:32	0:48	Kickoff	IND 30	2	-2	0	-2	0	IND 28	Interception
3	04:05	02:19	1:46	Kickoff	IND 16	3	1	0	1	0	IND 17	Punt
4	12:02	09:11	2:51	Downs	IND 3	5	11	0	11	1	IND 14	Punt
5	06:54	06:38	0:16	Kickoff	IND 34	1	13	0	13	0	IND 34	Fumble
6	05:04	04:34	0:30	Kickoff	IND 20	3	0	0	0	0	IND 20	Punt
7	04:27	02:16	2:11	Fumble	BAL 15	4	15	0	15	2	BAL 3	Touchdown
8	01:32	00:52	0:40	Punt	IND 18	3	9	0	9	0	IND 27	Punt
9	12:50	07:55	4:55	Punt	IND 16	9	45	0	45	3	BAL 39	Field Goal
10	04:24	01:15	3:09	Punt	IND 4	5	36	0	36	2	IND 40	Punt
11	12:46	10:26	2:20	Kickoff	IND 26	6	63	11	74	5	BAL 9	Touchdown
12	04:09	03:22	0:47	Kickoff	BAL 30	4	-5	-5	-10	0	BAL 31	Downs

LONGEST PLAYS FROM SCRIMMAGE

RAVENS								OPPONENT							
DATE	OPPONENT	QTR	RAVENS PLAYER	YARDS	DOWN	RESULT	SCORE	DATE	OPPONENT	QTR	OPP. PLAYER	YARDS	DOWN	RESULT	SCORE
09/13	at Indianapolis	2	**Lamar Jackson -> Zay Flowers**	**54T**	2-9-BAL 46	TD	W, 41-23	09/13	at Indianapolis	1	Daniel Jones -> Josh Downs	25	3-3-IND 42	TD	W, 23-41
09/13	at Indianapolis	4	Lamar Jackson -> Chris Moore	53	3-5-BAL 28	TD	W, 41-23	09/13	at Indianapolis	4	Daniel Jones -> Alec Pierce	23	2-4-BAL 32	TD	W, 23-41
09/13	at Indianapolis	1	Lamar Jackson -> Zay Flowers	49	1-10-BAL 49	TD	W, 41-23	09/13	at Indianapolis	3	Jonathan Taylor run	21	1-10-IND 4	Punt	W, 23-41
09/13	at Indianapolis	2	**Derrick Henry run**	**32T**	1-10-IND 32	TD	W, 41-23								
09/13	at Indianapolis	3	Derrick Henry run	22	1-10-BAL 29	Punt	W, 41-23								
TOTALS			**5 - 210 (42.0), 2 TDS (2 RUNS, 1 TD, 3 PASSES, 1 TD)**								**3 - 69 (23.0), 0 TDS (1 RUN, 0 TDS, 2 PASSES, 0 TDS)**				

TEAM SUPERLATIVES

HIGH	DATE	OPPONENT	OFFENSIVE CATEGORY	OPPONENT	DATE	LOW
41	9/13	at Indianapolis	**Points**	at Indianapolis	9/13	41
17	9/13	at Indianapolis	**Points in a Quarter**	at Indianapolis	9/13	0
31	9/13	at Indianapolis	**Points in a Half**	at Indianapolis	9/13	10
5	9/13	at Indianapolis	**Total Touchdowns**	at Indianapolis	9/13	5
64	9/13	at Indianapolis	**Total Plays**	at Indianapolis	9/13	64
506	9/13	at Indianapolis	**Total Net Yards**	at Indianapolis	9/13	506
23	9/13	at Indianapolis	**Total First Downs**	at Indianapolis	9/13	23
12	9/13	at Indianapolis	**First Downs Rushing**	at Indianapolis	9/13	12
11	9/13	at Indianapolis	**First Downs Passing**	at Indianapolis	9/13	11
0	9/13	at Indianapolis	**First Down Penalties**	at Indianapolis	9/13	0
33%	9/13	at Indianapolis	**Third Down Efficiency**	at Indianapolis	9/13	33%
7.9	9/13	at Indianapolis	**Average Yards Per Play**	at Indianapolis	9/13	7.9
202	9/13	at Indianapolis	**Total Net Yards Rushing**	at Indianapolis	9/13	202
37	9/13	at Indianapolis	**Rushing Attempts**	at Indianapolis	9/13	37
5.5	9/13	at Indianapolis	**Rushing Average Yards**	at Indianapolis	9/13	5.5
4	9/13	at Indianapolis	**Rushing Touchdowns**	at Indianapolis	9/13	4
304	9/13	at Indianapolis	**Total Net Yards Passing**	at Indianapolis	9/13	304
25	9/13	at Indianapolis	**Passing Attempts**	at Indianapolis	9/13	25
17	9/13	at Indianapolis	**Passing Completions**	at Indianapolis	9/13	17
1	9/13	at Indianapolis	**Passing Touchdowns**	at Indianapolis	9/13	1
11.3	9/13	at Indianapolis	**Passing Yards Average**	at Indianapolis	9/13	11.3
0	9/13	at Indianapolis	**Passes Thrown for Interception**	at Indianapolis	9/13	0
2	9/13	at Indianapolis	**Times Sacked**	at Indianapolis	9/13	2
20	9/13	at Indianapolis	**Sack Yards Lost**	at Indianapolis	9/13	20
3	9/13	at Indianapolis	**Total Punts**	at Indianapolis	9/13	3
140	9/13	at Indianapolis	**Total Punt Yards**	at Indianapolis	9/13	140
46.7	9/13	at Indianapolis	**Punt Gross Average Yards**	at Indianapolis	9/13	46.7
46.7	9/13	at Indianapolis	**Punt Net Average Yards**	at Indianapolis	9/13	46.7
3	9/13	at Indianapolis	**Punt Returns**	at Indianapolis	9/13	3
30	9/13	at Indianapolis	**Punt Return Yards**	at Indianapolis	9/13	30
10.0	9/13	at Indianapolis	**Punt Return Yards Average**	at Indianapolis	9/13	10.0
5	9/13	at Indianapolis	**Kickoff Returns**	at Indianapolis	9/13	5
151	9/13	at Indianapolis	**Kickoff Return Yards**	at Indianapolis	9/13	151
10	9/13	at Indianapolis	**Total Penalties**	at Indianapolis	9/13	10
86	9/13	at Indianapolis	**Penalty Yards**	at Indianapolis	9/13	86
1	9/13	at Indianapolis	**Total Fumbles**	at Indianapolis	9/13	1
1	9/13	at Indianapolis	**Fumbles Lost**	at Indianapolis	9/13	1
35:20	9/13	at Indianapolis	**Time of Possession**	at Indianapolis	9/13	35:20
1	9/13	at Indianapolis	**Turnovers**	at Indianapolis	9/13	1
65,045	9/13	at Indianapolis	**Attendance**	at Indianapolis	9/13	65,045

TEAM SUPERLATIVES

HIGH	DATE	OPPONENT	DEFENSIVE CATEGORY	OPPONENT	DATE	LOW
23	9/13	at Indianapolis	**Points**	at Indianapolis	9/13	23
7	9/13	at Indianapolis	**Points in a Quarter**	at Indianapolis	9/13	3
13	9/13	at Indianapolis	**Points in a Half**	at Indianapolis	9/13	10
3	9/13	at Indianapolis	**Total Touchdowns**	at Indianapolis	9/13	3
53	9/13	at Indianapolis	**Total Plays**	at Indianapolis	9/13	53
251	9/13	at Indianapolis	**Total Net Yards**	at Indianapolis	9/13	251
17	9/13	at Indianapolis	**Total First Downs**	at Indianapolis	9/13	17
8	9/13	at Indianapolis	**First Downs Rushing**	at Indianapolis	9/13	8
8	9/13	at Indianapolis	**First Downs Passing**	at Indianapolis	9/13	8
1	9/13	at Indianapolis	**First Down Penalties**	at Indianapolis	9/13	1
30%	9/13	at Indianapolis	**Third Down Efficiency**	at Indianapolis	9/13	30%
4.7	9/13	at Indianapolis	**Average Yards Per Play**	at Indianapolis	9/13	4.7
102	9/13	at Indianapolis	**Total Net Yards Rushing**	at Indianapolis	9/13	102
20	9/13	at Indianapolis	**Rushing Attempts**	at Indianapolis	9/13	20
5.1	9/13	at Indianapolis	**Rushing Average Yards**	at Indianapolis	9/13	5.1
2	9/13	at Indianapolis	**Rushing Touchdowns**	at Indianapolis	9/13	2
149	9/13	at Indianapolis	**Total Net Yards Passing**	at Indianapolis	9/13	149
31	9/13	at Indianapolis	**Passing Attempts**	at Indianapolis	9/13	31
19	9/13	at Indianapolis	**Passing Completions**	at Indianapolis	9/13	19
1	9/13	at Indianapolis	**Passing Touchdowns**	at Indianapolis	9/13	1
4.5	9/13	at Indianapolis	**Passing Yards Average**	at Indianapolis	9/13	4.5
1	9/13	at Indianapolis	**Passes Thrown for Interception**	at Indianapolis	9/13	1
2	9/13	at Indianapolis	**QB Sacks**	at Indianapolis	9/13	2
17	9/13	at Indianapolis	**Sack Yards Lost**	at Indianapolis	9/13	17
5	9/13	at Indianapolis	**Total Punts**	at Indianapolis	9/13	5
263	9/13	at Indianapolis	**Total Punt Yards**	at Indianapolis	9/13	263
52.6	9/13	at Indianapolis	**Punt Gross Average Yards**	at Indianapolis	9/13	52.6
46.6	9/13	at Indianapolis	**Punt Net Average Yards**	at Indianapolis	9/13	46.6
0	9/13	at Indianapolis	**Punt Returns**	at Indianapolis	9/13	0
0	9/13	at Indianapolis	**Punt Return Yards**	at Indianapolis	9/13	0
0.0	9/13	at Indianapolis	**Punt Return Yards Average**	at Indianapolis	9/13	0.0
6	9/13	at Indianapolis	**Kickoff Returns**	at Indianapolis	9/13	6
197	9/13	at Indianapolis	**Kickoff Return Yards**	at Indianapolis	9/13	197
4	9/13	at Indianapolis	**Total Penalties**	at Indianapolis	9/13	4
29	9/13	at Indianapolis	**Penalty Yards**	at Indianapolis	9/13	29
1	9/13	at Indianapolis	**Total Fumbles**	at Indianapolis	9/13	1
1	9/13	at Indianapolis	**Fumbles Lost**	at Indianapolis	9/13	1
24:40	9/13	at Indianapolis	**Time of Possession**	at Indianapolis	9/13	24:40
2	9/13	at Indianapolis	**Turnovers**	at Indianapolis	9/13	2
65,045	9/13	at Indianapolis	**Attendance**	at Indianapolis	9/13	65,045

INDIVIDUAL SUPERLATIVES

CATEGORY	2026 RAVENS INDIVIDUAL BEST		GAME	DATE	OPPONENT INDIVIDUAL BEST		GAME	DATE
Touchdowns	3	Derrick Henry	at IND	09/13	2	Jonathan Taylor	at IND	09/13
Passes Attempted	25	Lamar Jackson	at IND	09/13	31	Daniel Jones	at IND	09/13
Passes Completed	17	Lamar Jackson	at IND	09/13	19	Daniel Jones	at IND	09/13
Completion Percentage	68.0	Lamar Jackson	at IND	09/13				
Passing Yards	324	Lamar Jackson	at IND	09/13	166	Daniel Jones	at IND	09/13
Yards Per Attempt	13.0	Lamar Jackson	at IND	09/13	5.4	Daniel Jones	at IND	09/13
Touchdown Passes	1	Lamar Jackson	at IND	09/13	1	Daniel Jones	at IND	09/13
Passer Rating	124.2	Lamar Jackson	at IND	09/13	72.8	Daniel Jones	at IND	09/13
Receptions	5	Zay Flowers	at IND	09/13	6	Keenan Allen	at IND	09/13
Receiving Yards	150	Zay Flowers	at IND	09/13	61	Alec Pierce	at IND	09/13
Touchdown Receptions	1	Zay Flowers	at IND	09/13	1	Tyler Warren	at IND	09/13
Rushing Yards	144	Derrick Henry	at IND	09/13	98	Jonathan Taylor	at IND	09/13
Rushing Attempts	24	Derrick Henry	at IND	09/13	19	Jonathan Taylor	at IND	09/13
Rushing Average	6.0	Derrick Henry	at IND	09/13				
Rushing Touchdowns	3	Derrick Henry	at IND	09/13	2	Jonathan Taylor	at IND	09/13
Yards From Scrimmage	163	Derrick Henry	at IND	09/13	121	Jonathan Taylor	at IND	09/13
Combined Net Yards	174	Chris Moore	at IND	09/13	164	Seth McGowan	at IND	09/13
Interceptions Made	1	Roquan Smith	at IND	09/13				
Interceptions Thrown					1	Daniel Jones	at IND	09/13
INT Return Yards	1	Roquan Smith	at IND	09/13				
Tackles	11	Roquan Smith	at IND	09/13	8	Akeem Davis-Gaither	at IND	09/13
Sacks	1.0	Tavius Robinson	at IND	09/13	0.5	DeForest Buckner	at IND	09/13
		...1 more.				...3 more.		
Punts	3	Ryan Eckley	at IND	09/13	5	Rigoberto Sanchez	at IND	09/13
Punts Inside the 20	3	Ryan Eckley	at IND	09/13				
Punting Average	46.7	Ryan Eckley	at IND	09/13	52.6	Rigoberto Sanchez	at IND	09/13
Punt Returns	3	LaJohntay Wester	at IND	09/13				
Punt Return Yards	30	LaJohntay Wester	at IND	09/13				
Kickoff Returns	4	Chris Moore	at IND	09/13	5	Seth McGowan	at IND	09/13
Kickoff Return Yards	121	Chris Moore	at IND	09/13	164	Seth McGowan	at IND	09/13
Field Goals Attempted	2	Tyler Loop	at IND	09/13	1	Spencer Shrader	at IND	09/13
Field Goals Made	2	Tyler Loop	at IND	09/13	1	Spencer Shrader	at IND	09/13

CATEGORY	2026 RAVENS LONGEST PLAYS		GAME	DATE	OPPONENT INDIVIDUAL		GAME	DATE
Run From Scrimmage	32	Derrick Henry	at IND	09/13	21	Jonathan Taylor	at IND	09/13
Touchdown Run	32	Derrick Henry	at IND	09/13	3	Jonathan Taylor	at IND	09/13
Passing Long	54	Lamar Jackson	at IND	09/13	25	Daniel Jones	at IND	09/13
Touchdown Pass Long	54	Lamar Jackson	at IND	09/13	9	Daniel Jones	at IND	09/13
Longest Reception	54	Zay Flowers	at IND	09/13	25	Josh Downs	at IND	09/13
Touchdown Reception	54	Zay Flowers	at IND	09/13	9	Tyler Warren	at IND	09/13
Interception Return	1	Roquan Smith	at IND	09/13				
Punt Return	13	LaJohntay Wester	at IND	09/13				
Kickoff Return	42	Chris Moore	at IND	09/13	66	Seth McGowan	at IND	09/13
Punt	53	Ryan Eckley	at IND	09/13	59	Rigoberto Sanchez	at IND	09/13
Field Goal	57	Tyler Loop	at IND	09/13	58	Spencer Shrader	at IND	09/13
Field Goal Attempt	57	Tyler Loop	at IND	09/13	58	Spencer Shrader	at IND	09/13

TURNOVER TABLE

		FORCED TURNOVERS			TURNOVERS CONVERTED					OUTCOME	
DATE	OPPONENT	FUM	INTS	TOTAL	TD	FG	PTS.	PTS. PCT.	TD PCT.	NET DIFF.	RESULT
09/13	Baltimore	1	1	2	0	0	0	0.0	0.0	+1	W
	at Indianapolis	1	0	1	0	0	0	0.0	0.0	-1	L
09/20		--	--	--	--	--	--	--	--	--	--
09/27		--	--	--	--	--	--	--	--	--	--
10/04		--	--	--	--	--	--	--	--	--	--
10/11		--	--	--	--	--	--	--	--	--	--
10/18		--	--	--	--	--	--	--	--	--	--
10/25		--	--	--	--	--	--	--	--	--	--
11/01		--	--	--	--	--	--	--	--	--	--
11/05		--	--	--	--	--	--	--	--	--	--
11/16		--	--	--	--	--	--	--	--	--	--
11/22		--	--	--	--	--	--	--	--	--	--
11/29		--	--	--	--	--	--	--	--	--	--
12/13		--	--	--	--	--	--	--	--	--	--
12/20		--	--	--	--	--	--	--	--	--	--
12/27		--	--	--	--	--	--	--	--	--	--
12/31		--	--	--	--	--	--	--	--	--	--
01/10		--	--	--	--	--	--	--	--	--	--
	RAVENS	**1**	**1**	**2**	**0**	**0**	**0**	**0.0**	**0.0**	**+1**	**1-0**
	OPPONENTS	**1**	**0**	**1**	**0**	**0**	**0**	**0.0**	**0.0**	**-1**	**0-1**

INSIDE THE 20

RAVENS

Date	Opponent	Pos	TD	PAT	2-Pt.	Miss PAT	FG	FGA	Blk/ MFG	INT	Fum	Dwns	Drive Ends Half	Drive Ends Game	Pts	TD%	Score Pct.	Pts/Poss
09/13	at Indianapolis	4	3	3	0	0	0	0	0	0	0	1	0	0	21	75.0	75.0	5.3
09/20	New Orleans	--	--	--	--	--	--	--	--	--	--	--	--	--	--	--	--	--
09/27	at Dallas	--	--	--	--	--	--	--	--	--	--	--	--	--	--	--	--	--
10/04	Tennessee	--	--	--	--	--	--	--	--	--	--	--	--	--	--	--	--	--
10/11	at Atlanta	--	--	--	--	--	--	--	--	--	--	--	--	--	--	--	--	--
10/18	at Cleveland	--	--	--	--	--	--	--	--	--	--	--	--	--	--	--	--	--
10/25	Cincinnati	--	--	--	--	--	--	--	--	--	--	--	--	--	--	--	--	--
11/01	at Buffalo	--	--	--	--	--	--	--	--	--	--	--	--	--	--	--	--	--
11/05	Jacksonville	--	--	--	--	--	--	--	--	--	--	--	--	--	--	--	--	--
11/16	L.A. Chargers	--	--	--	--	--	--	--	--	--	--	--	--	--	--	--	--	--
11/22	at Carolina	--	--	--	--	--	--	--	--	--	--	--	--	--	--	--	--	--
11/29	at Houston	--	--	--	--	--	--	--	--	--	--	--	--	--	--	--	--	--
12/13	Tampa Bay	--	--	--	--	--	--	--	--	--	--	--	--	--	--	--	--	--
12/20	at Pittsburgh	--	--	--	--	--	--	--	--	--	--	--	--	--	--	--	--	--
12/27	Cleveland	--	--	--	--	--	--	--	--	--	--	--	--	--	--	--	--	--
12/31	at Cincinnati	--	--	--	--	--	--	--	--	--	--	--	--	--	--	--	--	--
01/10	Pittsburgh	--	--	--	--	--	--	--	--	--	--	--	--	--	--	--	--	--
	TOTALS	**4**	**3**	**3**	**0**	**0**	**0**	**0**	**0**	**0**	**0**	**1**	**0**	**0**	**21**	**75.0**	**75.0**	**5.3**

OPPONENT

Date	Opponent	Pos	TD	PAT	2-Pt.	Miss PAT	FG	FGA	Blk/ MFG	INT	Fum	Dwns	Drive Ends Half	Drive Ends Game	Pts	TD%	Score Pct.	Pts/Poss
09/13	at Indianapolis	3	3	2	0	1	0	0	0	0	0	0	0	0	20	100.0	100.0	6.7
09/20	New Orleans	--	--	--	--	--	--	--	--	--	--	--	--	--	--	--	--	--
09/27	at Dallas	--	--	--	--	--	--	--	--	--	--	--	--	--	--	--	--	--
10/04	Tennessee	--	--	--	--	--	--	--	--	--	--	--	--	--	--	--	--	--
10/11	at Atlanta	--	--	--	--	--	--	--	--	--	--	--	--	--	--	--	--	--
10/18	at Cleveland	--	--	--	--	--	--	--	--	--	--	--	--	--	--	--	--	--
10/25	Cincinnati	--	--	--	--	--	--	--	--	--	--	--	--	--	--	--	--	--
11/01	at Buffalo	--	--	--	--	--	--	--	--	--	--	--	--	--	--	--	--	--
11/05	Jacksonville	--	--	--	--	--	--	--	--	--	--	--	--	--	--	--	--	--
11/16	L.A. Chargers	--	--	--	--	--	--	--	--	--	--	--	--	--	--	--	--	--
11/22	at Carolina	--	--	--	--	--	--	--	--	--	--	--	--	--	--	--	--	--
11/29	at Houston	--	--	--	--	--	--	--	--	--	--	--	--	--	--	--	--	--
12/13	Tampa Bay	--	--	--	--	--	--	--	--	--	--	--	--	--	--	--	--	--
12/20	at Pittsburgh	--	--	--	--	--	--	--	--	--	--	--	--	--	--	--	--	--
12/27	Cleveland	--	--	--	--	--	--	--	--	--	--	--	--	--	--	--	--	--
12/31	at Cincinnati	--	--	--	--	--	--	--	--	--	--	--	--	--	--	--	--	--
01/10	Pittsburgh	--	--	--	--	--	--	--	--	--	--	--	--	--	--	--	--	--
	TOTALS	**3**	**3**	**2**	**0**	**1**	**0**	**0**	**0**	**0**	**0**	**0**	**0**	**0**	**20**	**100.0**	**100.0**	**6.7**

FIRST DOWNS GAINED

2026 : REGULAR SEASON			(AS OF SEP 15, 2026, 5:55 PM EDT)		
PLAYER	RUSH	REC.	TOTAL	3RD DOWN CONVERSION	4TH DOWN CONVERSION
Derrick Henry	7	1	8	0	0
Zay Flowers	0	5	5	1	0
Lamar Jackson	3	0	3	1	0
Justice Hill	2	1	3	0	0
Mark Andrews	0	2	2	0	0
Matt Hibner	0	1	1	0	0
Chris Moore	0	1	1	1	0
Team (by penalty)	--	--	0	--	--
2026 TOTALS	**12**	**11**	**23**	**3**	**0**

COMPLETIONS BY DISTANCE

2026 REGULAR SEASON									
DATE	OPPONENT	QUARTERBACK	LOSS	0-9	10-19	20-29	30-39	40-49	50+
9/13	at Indianapolis	Jackson	--	4	10	--	--	1	2 (1)
9/20	New Orleans	--	--	--	--	--	--	--	--
9/27	at Dallas	--	--	--	--	--	--	--	--
10/4	Tennessee	--	--	--	--	--	--	--	--
10/11	at Atlanta	--	--	--	--	--	--	--	--
10/18	at Cleveland	--	--	--	--	--	--	--	--
10/25	Cincinnati	--	--	--	--	--	--	--	--
11/1	at Buffalo	--	--	--	--	--	--	--	--
11/5	Jacksonville	--	--	--	--	--	--	--	--
11/16	L.A. Chargers	--	--	--	--	--	--	--	--
11/22	at Carolina	--	--	--	--	--	--	--	--
11/29	at Houston	--	--	--	--	--	--	--	--
12/13	Tampa Bay	--	--	--	--	--	--	--	--
12/20	at Pittsburgh	--	--	--	--	--	--	--	--
12/27	Cleveland	--	--	--	--	--	--	--	--
12/31	at Cincinnati	--	--	--	--	--	--	--	--
1/10	Pittsburgh	--	--	--	--	--	--	--	--
PLAYER TOTALS		Jackson	--	4	10	--	--	1	2 (1)
TEAM TOTALS			**--**	**4**	**10**	**--**	**--**	**1**	**2 (1)**

REPLAY CHALLENGES

RAVENS

Date	Opp.	Initial Ruling	Ruling Challenged	Ruling
TOTALS	0-for-0 (0%)			

OPPONENTS

Date	Opp.	Initial Ruling	Ruling Challenged	Ruling
9/13	Ind.	L. Jackson scrambles right end pushed ob at IND 21 for 16 yards	First down	**Ruling upheld**
TOTALS	0-for-1 (0%)			

REPLAY ASSISTANT

Last two minutes of the half and overtime and any touchdown scoring play or turnover

Date	Opp.	Initial Ruling	Ruling Challenged	Ruling
TOTALS	0-for-0 (0%)			

RAVENS CHALLENGE TOTALS SINCE 2008

REGULAR SEASON					POSTSEASON				
Year	No.	Reversed	Upheld	Pct.	Year	No.	Reversed	Upheld	Pct.
2008	7	3	4	42.9	2008	3	2	1	66.7
2009	11	6	5	54.6	2009	2	1	1	50.0
2010	9	1	8	11.1	2010	0	0	0	0.0
2011	12	8	4	66.7	2011	1	0	1	0.0
2012	6	3	3	50.0	2012	1	0	1	0.0
2013	12	7	5	58.3	2013	-	-	-	-
2014	8	1	7	12.5	2014	1	1	0	100.0
2015	8	3	5	37.5	2015	-	-	-	-
2016	5	2	3	40.0	2016	-	-	-	-
2017	9	5	4	55.6	2017	-	-	-	-
2018	6	3	3	50.0	2018	1	1	0	100.0
2019	6	0	6	0.0	2019	0	0	0	0.0
2020	6	3	3	50.0	2020	0	0	0	0.0
2021	6	3	3	50.0	2021	-	-	-	-
2022	7	2	4	28.5	2022	0	0	0	0.0
2023	3	1	2	33.3	2023	1	0	1	0.0
2024	5	2	3	40.0	2024	0	0	0	0.0
2025	4	3	1	75.0	2025	-	-	-	-
2026	0	0	0	0.0	2026	-	-	-	-
Total	**130**	**56**	**74**	**43.1**	**Total**	**10**	**5**	**5**	**50.0**

TEAM RECORD WHEN...

RAVENS 2026 REGULAR SEASON RECORD WHEN...

CATEGORY	2026 SEASON W-L-T	ALL-TIME W-L-T
OVERALL	1-0	277-208-1
HOME	0-0	163-79-1
RAVENS AT M&T BANK STADIUM	0-0	156-71
RAVENS ON THE ROAD	1-0	114-129
RAVENS OUTDOORS	0-0	260-192-1
RAVENS INDOORS	1-0	16-16
RAVENS SCORE FIRST	0-0	189-76-1
OPPONENT SCORES FIRST	1-0	88-132
RAVENS SCORE ON FIRST POSSESSION	1-0	116-67
RAVENS SCORE 20 OR MORE POINTS	1-0	224-84
RAVENS SCORE 19 OR LESS POINTS	0-0	53-124-1
RAVENS ALLOW 20 OR MORE	1-0	73-162
RAVENS ALLOW 19 OR LESS POINTS	0-0	204-46-1
RAVENS LEAD AFTER 1ST QUARTER	1-0	163-51-1
RAVENS TRAIL AFTER 1ST QUARTER	0-0	57-109
SCORE TIED AFTER 1ST QUARTER	0-0	57-48
RAVENS LEAD AT HALFTIME	1-0	216-47-1
RAVENS TRAIL AT HALFTIME	0-0	46-139
SCORE TIED AT HALFTIME	0-0	15-22
RAVENS LEAD AFTER 3RD QUARTER	1-0	233-43-1
RAVENS TRAIL AFTER 3RD QUARTER	0-0	37-154
SCORE TIED AFTER 3RD QUARTER	0-0	7-11
GAME GOES TO OVERTIME	0-0	17-17-1
RAVENS HAVE + TURNOVER RATIO	1-0	172-28
RAVENS HAVE - TURNOVER RATIO	0-0	46-135-1
TURNOVER RATIO EVEN	0-0	59-45
RAVENS HAVE 30:00+TOP	1-0	202-74-1
RAVENS HAVE LESS THAN 30:00 TOP	0-0	75-134
RAVENS HAVE 100-YARD RUSHER	1-0	101-37-1
RAVENS HAVE 300 NET PASSING YARDS	1-0	29-22
RAVENS HAVE 300-YARD PASSER	1-0	34-28
RAVENS HAVE 1 100-YARD RECEIVER	1-0	60-46
RAVENS HAVE 2 100-YARD RECEIVERS	0-0	3-4
RAVENS SCORE A KR TD	0-0	5-6
RAVENS SCORE A PR TD	0-0	13-3

CATEGORY	2026 SEASON W-L-T	ALL-TIME W-L-T
IN SEPTEMBER	1-0	62-41
IN OCTOBER	0-0	57-59
IN NOVEMBER	0-0	76-47-1
IN DECEMBER	0-0	75-50
IN JANUARY	0-0	7-10
ON SUNDAY NIGHT	0-0	21-17
ON THURSDAY NIGHT	0-0	12-8
ON MONDAY NIGHT	0-0	19-14
ON SATURDAY	0-0	8-3
DAY GAMES	1-0	221-168-1
NIGHT GAMES	0-0	56-40
VS. AFC NORTH OVERALL	0-0	81-63
VS. AFC NORTH AT HOME	0-0	47-25
VS. AFC NORTH ON THE ROAD	0-0	34-38
VS. AFC	1-0	200-163
VS. AFC EAST	0-0	33-26
VS. AFC SOUTH	1-0	28-21
VS. AFC WEST	0-0	32-25
VS. NFC	0-0	77-45-1
VS. NFC EAST	0-0	20-11-1
VS. NFC SOUTH	0-0	17-8
VS. NFC NORTH	0-0	15-10
VS. NFC WEST	0-0	22-11
RAVENS WEARING COLOR RUSH (ALL PURPLE)	0-0	9-3
RAVENS WEARING BLACK JERSEYS W/ WHITE PANTS	0-0	8-6
RAVENS WEARING BLACK JERSEYS W/ BLACK PANTS	0-0	20-7
RAVENS WEARING BLACK JERSEYS W/ PURPLE PANTS	0-0	4-2

THE LAST TIME IT HAPPENED

BY RAVENS		BY OPPONENT
	RUSHING	
* Never Has Happened *	**300 YARDS RUSHING**	* Never Has Happened *
216 YDs, Derrick Henry @ Green Bay, 12/27/25 (2 games since)	**200 YARDS RUSHING**	* Never Has Happened *
144 YDs, Derrick Henry @ Indianapolis, 09/13/26 (no games since)	**100 YARDS RUSHING**	151 YDs, David Montgomery vs. Detroit, 09/22/25 (15 games since)
144 YDs, Derrick Henry @ Indianapolis, 09/13/26 (no games since)	**75+ YARD RUSHING**	98 YDs, Jonathan Taylor @ Indianapolis, 09/13/26 (no games since)
* Never Has Happened *	**FIVE TOUCHDOWNS RUSHING**	* Never Has Happened *
4 TDs, Derrick Henry: (3, 1, 3, 25) @ Green Bay, 12/27/25 (2 games since)	**FOUR TOUCHDOWNS RUSHING**	* Never Has Happened *
3 TDs, Derrick Henry: (4, 32, 3) @ Indianapolis, 09/13/26 (no games since)	**THREE TOUCHDOWNS RUSHING**	3 TDs, Nick Chubb: (14, 2, 88) vs. Cleveland, 09/29/19 (114 games since)
3 TDs, Derrick Henry: (4, 32, 3) @ Indianapolis, 09/13/26 (no games since)	**TWO TOUCHDOWNS RUSHING**	2 TDs, Jonathan Taylor: (1, 3) @ Indianapolis, 09/13/26 (no games since)
Lamar Jackson: (5, 17)/Gus Edwards: (11, 19) @ Cleveland, 12/14/20 (89 games since)	**TWO PLAYERS WITH TWO TD RUSHING**	David Montgomery: (1, 31)/Jahmyr Gibbs: (1, 4) vs. Detroit, 09/22/25 (15 games since)
404 YDs, Baltimore 38, Cincinnati 3 @ Cincinnati, 01/03/21 (86 games since)	**OVER 400 YARDS RUSHING (TEAM)**	* Never Has Happened *
307 YDs, Baltimore 41, Green Bay 24 @ Green Bay, 12/27/25 (2 games since)	**300-399 YARDS RUSHING (TEAM)**	* Never Has Happened *
202 YDs, Baltimore 41, Indianapolis 23 @ Indianapolis, 09/13/26 (no games since)	**200-299 YARDS RUSHING (TEAM)**	224 YDs, Detroit 38, Baltimore 30 vs. Detroit, 09/22/25 (15 games since)

BY RAVENS		BY OPPONENT
	RECEIVING	
108 YDs/104 YDs, Rashod Bateman/Mark Andrews vs. Miami, 09/18/22 (67 games since)	**TWO 100-YARD RECEIVERS**	126 YDs/113 YDs, George Kittle/Brandon Aiyuk @ San Francisco, 12/25/23 (37 games since)
258 YDs, Qadry Ismail @ Pittsburgh, 12/12/99 (425 games since)	**200 YARDS RECEIVING**	264 YDs, Ja'Marr Chase vs. Cincinnati, 11/07/24 (25 games since)
150 YDs, Zay Flowers @ Indianapolis, 09/13/26 (no games since)	**150 YARDS RECEIVING**	264 YDs, Ja'Marr Chase vs. Cincinnati, 11/07/24 (25 games since)
150 YDs, Zay Flowers @ Indianapolis, 09/13/26 (no games since)	**100 YARDS RECEIVING**	113 YDs, Christian Watson @ Green Bay, 12/27/25 (2 games since)
* Never Has Happened *	**FIVE TOUCHDOWN RECEPTIONS**	* Never Has Happened *
4 TDs, Marcus Robinson: (13, 50, 25, 9) vs. Seattle, 11/23/03 (363 games since)	**FOUR TOUCHDOWN RECEPTIONS**	* Never Has Happened *
3 TDs, Torrey Smith: (74, 41, 18) @ St. Louis, 09/25/11 (243 games since)	**THREE TOUCHDOWN RECEPTIONS**	3 TDs, Ja'Marr Chase: (67, 70, 5) vs. Cincinnati, 11/07/24 (25 games since)
2 TDs, Zay Flowers: (50, 64) @ Pittsburgh, 01/04/26 (1 game since)	**TWO TOUCHDOWN RECEPTIONS**	2 TDs, Xavier Hutchinson: (5, 10) vs. Houston, 10/05/25 (13 games since)
Marquise Brown: (43, 5)/Mark Andrews: (5, 4) vs. Indianapolis, 10/11/21 (81 games since)	**TWO PLAYERS WITH TWO TD RECEPTIONS**	Ja'Marr Chase: (41, 70)/Tee Higgins: (11, 5) @ Cincinnati, 10/06/24 (30 games since)

BY RAVENS		BY OPPONENT
	PASSING	
* Never Has Happened *	**500 YARDS PASSING**	525 YDs, Joe Burrow @ Cincinnati, 12/26/21 (71 games since)
442 YDs, Lamar Jackson vs. Indianapolis, 10/11/21 (81 games since)	**400 YARDS PASSING**	428 YDs, Joe Burrow vs. Cincinnati, 11/07/24 (25 games since)
324 YDs, Lamar Jackson @ Indianapolis, 09/13/26 (no games since)	**300 YARDS PASSING**	380 YDs, Drake Maye vs. New England, 12/21/25 (3 games since)

THE LAST TIME IT HAPPENED

* Never Has Happened *	**SEVEN TOUCHDOWN PASSES**	7 TDs, Peyton Manning: (24, 23, 28, 5, 2, 26, 78) @ Denver, 09/05/13 (213 games since)
* Never Has Happened *	**SIX TOUCHDOWN PASSES**	6 TDs, Tua Tagovailoa: (6, 14, 2, 48, 60, 7) vs. Miami, 09/18/22 (67 games since)
5 TDs, Lamar Jackson: (13, 49, 20, 21, 27) @ N.Y. Giants, 12/15/24 (21 games since)	**FIVE TOUCHDOWN PASSES**	5 TDs, Joe Burrow: (11, 41, 5, 4, 70) @ Cincinnati, 10/06/24 (30 games since)
4 TDs, Lamar Jackson: (2, 20, 3, 9) @ Miami, 10/30/25 (10 games since)	**FOUR TOUCHDOWN PASSES**	4 TDs, C.J. Stroud: (5, 10, 10, 4) vs. Houston, 10/05/25 (13 games since)
3 TDs, Lamar Jackson: (38, 50, 64) @ Pittsburgh, 01/04/26 (1 game since)	**THREE TOUCHDOWN PASSES**	4 TDs, C.J. Stroud: (5, 10, 10, 4) vs. Houston, 10/05/25 (13 games since)
56 ATT., Joe Flacco @ Cleveland, 10/07/18 (129 games since)	**50+ PASS ATTEMPTS**	56 ATT., Joe Burrow vs. Cincinnati, 11/07/24 (25 games since)
42 ATT., Lamar Jackson @ Cincinnati, 10/06/24 (30 games since)	**40+ PASS ATTEMPTS**	47 ATT., Aaron Rodgers @ Pittsburgh, 01/04/26 (1 game since)
4 INTs, Lamar Jackson vs. Cleveland, 11/28/21 (75 games since)	**FOUR INTERCEPTIONS THROWN**	4 INTs, Brock Purdy @ San Francisco, 12/25/23 (37 games since)
3 INTs, Cooper Rush vs. Houston, 10/05/25 (13 games since)	**THREE INTERCEPTIONS THROWN**	4 INTs, Brock Purdy @ San Francisco, 12/25/23 (37 games since)
2 INTs, Lamar Jackson @ Cleveland, 11/16/25 (8 games since)	**TWO INTERCEPTIONS THROWN**	2 INTs, Joe Burrow @ Cincinnati, 12/14/25 (4 games since)
BY RAVENS		**BY OPPONENT**
	COMBINED YARDS	
144 YDs/324 YDs, Derrick Henry/Lamar Jackson @ Indianapolis, 09/13/26 (no games since)	**100-YARD RUSHER AND 300-YARD PASSER**	165 YDs/342 YDs, Nick Chubb/Baker Mayfield vs. Cleveland, 09/29/19 (114 games since)
150 YDs/324 YDs, Zay Flowers/Lamar Jackson @ Indianapolis, 09/13/26 (no games since)	**100-YARD RECEIVER AND 300-YARD PASSER**	138 YDs/380 YDs, Stefon Diggs/Drake Maye vs. New England, 12/21/25 (3 games since)
144 YDs/150 YDs, Derrick Henry/Zay Flowers @ Indianapolis, 09/13/26 (no games since)	**100-YARD RUSHER AND 100-YARD RECEIVER**	103 YDs/126/113 YDs, Christian McCaffrey/George Kittle/Brandon Aiyuk @ San Francisco, 12/25/23 (37 games since)
144 YDs/324 YDs/150 YDs, Derrick Henry/Lamar Jackson Zay Flowers @ Indianapolis, 09/13/26 (no games since)	**100-YARD RUSHER, 300-YARD PASSER, 100-YARD RECEIVER**	165 YDs/342 YDs/167 YDs, Nick Chubb/Baker Mayfield Jarvis Landry vs. Cleveland, 09/29/19 (114 games since)
BY RAVENS		**BY OPPONENT**
	DEFENSE	
95 yards, Alohi Gilman: (7:55) (Shotgun) J.Burrow pass short middle intended for T.Hudson INTERCEPTED by K.Van Noy at BLT 5. K.Van Noy to BLT 16 for 11 yards. Handoff to A.Gilman for 84 yards, TOUCHDOWN. @ Cincinnati, 12/14/25 (4 games since)	**INTERCEPTED PASS RETURNED FOR A TOUCHDOWN**	23 YDs, Devin Bush: (7:53) (Shotgun) 8-L.Jackson pass short right intended for 34-K.Mitchell INTERCEPTED by 30-D.Bush at BLT 23. 30-D.Bush for 23 yards, TOUCHDOWN. @ Cleveland, 11/16/25 (8 games since)
63 YDs, Roquan Smith: (8:33) (Shotgun) 15-J.Flacco sacked at BLT 40 for -7 yards (95-T.Robinson). FUMBLES (95-T.Robinson) [95-T.Robinson], RECOVERED by BLT-0-R.Smith at BLT 37. 0-R.Smith for 63 yards, TOUCHDOWN. The Replay Official reviewed the passer was not down by contact ruling, and the play was Upheld. The ruling on the field stands. vs. Cleveland, 09/14/25 (16 games since)	**FUMBLE RETURNED FOR A TOUCHDOWN**	15 YDs, Myles Garrett: (:58) (Shotgun) T.Huntley sacked at BLT 12 for -8 yards (M.Garrett). FUMBLES (M.Garrett), RECOVERED by CLV-M.Garrett at BLT 15. M.Garrett for 15 yards, TOUCHDOWN. @ Cleveland, 12/12/21 (74 games since)
(2:05) (Shotgun) 10-G.Minshew sacked ob in End Zone for -1 yards, SAFETY. vs. Indianapolis, 09/24/23 (49 games since)	**SAFETY SCORED**	Kamari Lassiter: (10:15) (Shotgun) 22-D.Henry left guard tackled in End Zone for -4 yards, SAFETY (4-K.Lassiter). @ Houston, 12/25/24 (19 games since)
Baltimore 24, Cincinnati 0 @ Cincinnati, 12/14/25 (4 games since)	**SHUTOUT**	Tampa Bay 25, Baltimore 0 vs. Tampa Bay, 09/15/02 (389 games since)
4.0 SK, Peter Boulware vs. Minnesota, 01/07/02 (390 games since)	**FOUR SACK GAME**	4.0 SK, Myles Garrett @ Cleveland, 11/16/25 (8 games since)
3.0 SK, Nnamdi Madubuike vs. Cincinnati, 11/07/24 (25 games since)	**THREE SACK GAME**	4.0 SK, Myles Garrett @ Cleveland, 11/16/25 (8 games since)

THE LAST TIME IT HAPPENED

2.5 SK, Odafe Oweh @ Pittsburgh, 11/17/24 (24 games since)	**TWO SACK GAME**	2.0 SK/2.0 SK, Demetrius Knight Jr./Myles Murphy @ Cincinnati, 12/14/25 (4 games since)
84t YDs, Alohi Gilman @ Cincinnati, 12/14/25 (4 games since)	**70+ YARD INTERCEPTION RETURN**	89t YDs, Darqueze Dennard vs. Cincinnati, 12/31/17 (134 games since)
2 INTs, Marlon Humphrey @ Tampa Bay, 10/21/24 (28 games since)	**TWO INTERCEPTIONS**	2 INTs, Jalen Pitre vs. Houston, 10/05/25 (13 games since)
* Never Has Happened *	**THREE INTERCEPTIONS**	3 INTs, Anthony Henry vs. Cleveland, 11/18/01 (396 games since)
* Never Has Happened *	**FOUR INTERCEPTIONS**	* Never Has Happened *
94 YDs, Baltimore 16, Pittsburgh 14 @ Pittsburgh, 12/11/22 (56 games since)	**LESS THAN 100 NET PASSING YARDS**	81 YDs, Baltimore 23, Cleveland 16 @ Cleveland, 11/16/25 (8 games since)
131 YDs, Baltimore 26, Atlanta 16 @ Atlanta, 12/02/18 (122 games since)	**LESS THAN 150 YARDS NET OFFENSE**	146 YDs, Jacksonville 12, Baltimore 7 @ Jacksonville, 10/24/11 (240 games since)
187 YDs, Baltimore 23, Cleveland 16 @ Cleveland, 11/16/25 (8 games since)	**LESS THAN 200 YARDS NET OFFENSE**	186 YDs, Jacksonville 44, Baltimore 7 @ Jacksonville, 09/24/17 (147 games since)
251 YDs, Baltimore 41, Indianapolis 23 @ Indianapolis, 09/13/26 (no games since)	**LESS THAN 300 YARDS NET OFFENSE**	241 YDs, Baltimore 23, N.Y. Jets 10 vs. N.Y. Jets, 11/23/25 (7 games since)
3 TO, Baltimore 27, Minnesota 19 @ Minnesota, 11/09/25 (9 games since)	**FORCED THREE+ TURNOVERS**	5 TO, Cincinnati 32, Baltimore 14 vs. Cincinnati, 11/27/25 (6 games since)
BY RAVENS		**BY OPPONENT**
	SPECIAL TEAMS	
103 YDs, Devin Duvernay: 7-J.Sanders kicks 68 yards from MIA 35 to BLT -3. 13-D.Duvernay for 103 yards, TOUCHDOWN. vs. Miami, 09/18/22 (67 games since)	**KICKOFF RETURNED FOR A TOUCHDOWN**	98 YDs, Kene Nwangwu: 9-J.Tucker kicks 63 yards from BLT 35 to MIN 02. 26-K.Nwangwu for 98 yards, TOUCHDOWN. vs. Minnesota, 11/07/21 (78 games since)
76 YDs, Tylan Wallace: (8:07) 42-E.Evans punts 50 yards to BLT 24, Center-47-A.Ward. 16-T.Wallace for 76 yards, TOUCHDOWN. vs. L.A. Rams, 12/10/23 (39 games since)	**PUNT RETURNED FOR A TOUCHDOWN**	81 YDs, Charlie Jones: (13:31) 11-J.Stout punts 54 yards to CIN 19, Center-69-T.Ott. 15-C.Jones for 81 yards, TOUCHDOWN. @ Cincinnati, 09/17/23 (50 games since)
Brent Urban: (:03) 6-T.Coons 51 yard field goal is BLOCKED (96-B.Urban), Center-47-C.Hughlett, Holder-8-A.Lee, RECOVERED by BLT-33-W.Hill at BLT 36. 33-W.Hill for 64 yards, TOUCHDOWN. @ Cleveland, 11/30/15 (171 games since)	**BLOCKED FIELD GOAL RETURNED FOR A TOUCHDOWN**	* Never Has Happened *
Javorius Allen: (13:44) (Punt formation) 4-J.Berry punt is BLOCKED by 37-J.Allen, Center-60-G.Warren, RECOVERED by BLT-10-C.Moore at PIT 14. 10-C.Moore for 14 yards, TOUCHDOWN. vs. Pittsburgh, 11/06/16 (158 games since)	**BLOCKED PUNT RETURNED FOR A TOUCHDOWN**	Tarell Basham: (12:13) (Punt formation) 4-S.Koch punt is BLOCKED by 93-T.Basham, Center-46-M.Cox, RECOVERED by NYJ-49-B.Bello at BLT 14. 49-B.Bello for 14 yards, TOUCHDOWN. vs. N.Y. Jets, 12/12/19 (104 games since)
66 YDs, Justin Tucker: (:03) 9-J.Tucker 66 yard field goal is GOOD, Center-46-N.Moore, Holder-4-S.Koch. @ Detroit, 09/26/21 (83 games since)	**MADE FIELD GOAL OF 60 YARDS OR LONGER**	65 YDs, Brandon Aubrey: (:06) 17-B.Aubrey 51 yard field goal is GOOD, Center-44-T.Sieg, Holder-5-B.Anger. @ Dallas, 09/22/24 (32 games since)
57 YDs, Tyler Loop: (:05) 33-T.Loop 57 yard field goal is GOOD, Center-46-N.Moore, Holder-30-R.Eckley. @ Indianapolis, 09/13/26 (no games since)	**MADE FIELD GOAL OF 50-59 YARDS**	58 YDs, Spencer Shrader: (8:00) 3-S.Shrader 58 yard field goal is GOOD, Center-46-L.Rhodes, Holder-8-R.Sanchez. @ Indianapolis, 09/13/26 (no games since)
55 YDs, Justin Tucker: (2:27) 9-J.Tucker 55 yard field goal is BLOCKED (96-J.Elliott), Center-69-T.Ott, Holder-11-J.Stout, RECOVERED by CLV-5-A.Walker at CLV 35. 5-A.Walker pushed ob at BLT 38 for 27 yards (11-J.Stout). vs. Cleveland, 11/12/23 (42 games since)	**BLOCKED FIELD GOAL**	52 YDs, Austin Seibert: (:05) 3-A.Seibert 52 yard field goal is BLOCKED (66-B.Cleveland), Center-69-T.Ott, Holder-10-T.Way. vs. Washington, 10/13/24 (29 games since)
Jordan Stout: (11:18) 11-J.Stout punt is BLOCKED by 28-M.Killebrew, Center-69-T.Ott, ball out of bounds in End Zone, SAFETY. @ Pittsburgh, 10/08/23 (47 games since)	**BLOCKED PUNT**	Corey Bojorquez: (12:12) 13-C.Bojorquez punt is BLOCKED by 35-J.Hummel, Center-50-R.Sunahara, RECOVERED by BLT-21-S.Kane at CLV 29. 21-S.Kane to CLV 24 for 5 yards (33-R.Hickman). vs. Cleveland, 09/14/25 (16 games since)
Tyler Loop: 33-T.Loop extra point is No Good, Wide Left, Center-46-N.Moore, Holder-11-J.Stout. vs. Pittsburgh, 12/07/25 (5 games since)	**MISSED POINT AFTER TOUCHDOWN ATTEMPT**	Spencer Shrader: 3-S.Shrader extra point is No Good, Wide Right, Center-46-L.Rhodes, Holder-8-R.Sanchez. @ Indianapolis, 09/13/26 (no games since)

THE LAST TIME IT HAPPENED

Chris Boswell [Keondre Jackson blocked]: 9-C.Boswell extra point is Blocked (39-K.Jackson), Center-46-C.Kuntz, Holder-3-C.Waitman. @ Pittsburgh, 01/04/26 (1 game since)	**POINT AFTER TOUCHDOWN ATTEMPT BLOCKED**	Justin Tucker [Denico Autry blocked]: 9-J.Tucker extra point is Blocked (96-D.Autry), Center-69-T.Ott, Holder-11-J.Stout. @ Tennessee, 10/15/23 (46 games since)
Chuck Clark: 9-J.Tucker kicks onside 6 yards from BLT 35 to BLT 41. RECOVERED by BLT-36-C.Clark. @ Cleveland, 12/12/21 (73 games since)	**SUCCESSFUL ONSIDE KICK**	Tavierre Thomas: 4-C.McLaughlin kicks onside 13 yards from TB 35 to TB 48. RECOVERED by TB-37-T.Thomas. @ Tampa Bay, 10/21/24 (28 games since)
6 FG, Justin Tucker: (41, 28, 23, 29, 20, 36) @ Tennessee, 10/15/23 (46 games since)	**SIX FIELD GOALS**	6 FG, Evan McPherson: (31, 42, 24, 33, 52, 41) vs. Cincinnati, 11/27/25 (6 games since)
6 FG, Justin Tucker: (41, 28, 23, 29, 20, 36) @ Tennessee, 10/15/23 (46 games since)	**FIVE FIELD GOALS**	6 FG, Evan McPherson: (31, 42, 24, 33, 52, 41) vs. Cincinnati, 11/27/25 (6 games since)
4 FG, Tyler Loop: (44, 28, 30, 22) @ Minnesota, 11/09/25 (9 games since)	**FOUR FIELD GOALS**	6 FG, Evan McPherson: (31, 42, 24, 33, 52, 41) vs. Cincinnati, 11/27/25 (6 games since)
3 FG, Tyler Loop: (36, 28, 36) vs. Pittsburgh, 12/07/25 (5 games since)	**THREE FIELD GOALS**	6 FG, Evan McPherson: (31, 42, 24, 33, 52, 41) vs. Cincinnati, 11/27/25 (6 games since)
74 yds, Jordan Stout vs. N.Y. Jets, 11/23/25 (7 games since)	**70+ YARD PUNT**	71 yds, Corliss Waitman @ Pittsburgh, 11/17/24 (24 games since)
BY RAVENS		**BY OPPONENT**
	TEAM/MISCELLANEOUS	
506 YDs, Baltimore 506, Indianapolis 251 @ Indianapolis, 09/13/26 (no games since)	**500 TOTAL YARDS OF OFFENSE**	547 YDs, Miami 547, Baltimore 473 vs. Miami, 09/18/22 (67 games since)
414 YDs, Baltimore 414, Green Bay 363 @ Green Bay, 12/27/25 (2 games since)	**400-499 TOTAL YARDS OF OFFENSE**	453 YDs, New England 453, Baltimore 330 vs. New England, 12/21/25 (3 games since)
ST: (6:11) (No Huddle, Shotgun) D.Carr sacked at OAK 33 for -5 yards (M.Judon). FUMBLES (M.Judon) [M.Judon], RECOVERED by BLT-T.Suggs at OAK 43. T.Suggs for 43 yards, TOUCHDOWN. Suggs' 3rd career touchdown.DEF: (11:20) (Shotgun) L.Jackson pass short right to M.Crabtree for 8 yards, TOUCHDOWN.DEF: (8:16) L.Jackson left end for 5 yards, TOUCHDOWN.OFF: (13:01) (Punt formation) J.Townsend punts 52 yards to BLT 30, Center-T.Sieg. C.Jones for 70 yards, TOUCHDOWN. vs. Oakland, 11/25/18 (123 games since)	**TOUCHDOWN ON OFFENSE, DEFENSE AND SPECIAL TEAMS**	* Never Has Happened *
Lamar Jackson: TWO-POINT CONVERSION ATTEMPT. 8-L.Jackson pass to 7-R.Bateman is complete. ATTEMPT SUCCEEDS. @ Minnesota, 11/09/25 (9 games since)	**MADE TWO-POINT CONVERSION**	Drake Maye: TWO-POINT CONVERSION ATTEMPT. 10-D.Maye pass to 38-R.Stevenson is complete. ATTEMPT SUCCEEDS. PENALTY on BLT-2-N.Wiggins, Defensive Holding, 5 yards, enforced between downs. vs. New England, 12/21/25 (3 games since)
Lamar Jackson: TWO-POINT CONVERSION ATTEMPT. 8-L.Jackson pass to 4-Z.Flowers is incomplete. ATTEMPT FAILS. vs. Detroit, 09/22/25 (15 games since)	**FAILED TWO-POINT CONVERSION**	J.J. McCarthy: TWO-POINT CONVERSION ATTEMPT. 9-J.McCarthy pass to 18-J.Jefferson is incomplete. ATTEMPT FAILS. @ Minnesota, 11/09/25 (9 games since)
Baltimore 56, Miami 19 vs. Miami, 12/31/23 (36 games since)	**50 POINTS**	* Never Has Happened *
Baltimore 41, Indianapolis 23 @ Indianapolis, 09/13/26 (no games since)	**40 POINTS**	Houston 44, Baltimore 10 vs. Houston, 10/05/25 (13 games since)
Baltimore 41, Cincinnati 38 @ Cincinnati, 10/06/24 (30 games since)	**OVERTIME WIN**	Indianapolis 22, Baltimore 19 vs. Indianapolis, 09/24/23 (49 games since)
Indianapolis 22, Baltimore 19 vs. Indianapolis, 09/24/23 (49 games since)	**OVERTIME LOSS**	Baltimore 41, Cincinnati 38 @ Cincinnati, 10/06/24 (30 games since)
Baltimore 10, Philadelphia 10 vs. Philadelphia, 11/16/97 (459 games since)	**OVERTIME TIE**	Baltimore 10, Philadelphia 10 vs. Philadelphia, 11/16/97 (459 games since)
0 TO, Baltimore 41, Green Bay 24 @ Green Bay, 12/27/25 (2 games since)	**NO TURNOVERS**	0 TO, Pittsburgh 26, Baltimore 24 @ Pittsburgh, 01/04/26 (1 game since)
40:16 TOP, Baltimore 41, Green Bay 24 @ Green Bay, 12/27/25 (2 games since)	**OVER 40:00 TIME OF POSSESSION (NON-OT)**	40:03 TOP, Baltimore 31, Dallas 29 vs. Dallas, 10/14/12 (224 games since)
Baltimore 24, Cincinnati 0 @ Cincinnati, 12/14/25 (4 games since)	**WON GAME BY 20+ POINTS**	Houston 44, Baltimore 10 vs. Houston, 10/05/25 (13 games since)

GAME 1: RAVENS 41, COLTS 23

Baltimore (1-0) • Indianapolis (0-1)

Sunday, September 13, 2026 • 1:00 PM EDT • Lucas Oil Stadium • Indianapolis

Indoors • Attendance: 65,045 • 3:05

Baltimore Ravens	**14**	**17**	**0**	**10**	**— 41**
Indianapolis Colts	**6**	**7**	**3**	**7**	**— 23**

SCORING DRIVES

TEAM	QTR	TIME	SCORING PLAY	BAL	IND
Colts	1	10:33	J. Taylor: 1-yard run (kick failed) (9-65, 4:27)	0	6
Ravens	1	08:20	L. Jackson: 5-yard run (T. Loop kick) (3-51, 2:13)	7	6
Ravens	1	04:05	D. Henry: 4-yard run (T. Loop kick) (6-31, 3:27)	14	6
Ravens	2	06:54	Z. Flowers: 54-yard pass from L. Jackson (T. Loop kick) (5-66, 2:17)	21	6
Ravens	2	05:04	D. Henry: 32-yard run (T. Loop kick) (3-47, 1:34)	28	6
Colts	2	02:16	J. Taylor: 3-yard run (S. Shrader kick) (4-15, 2:11)	28	13
Ravens	2	00:00	T. Loop: 57-yard FG (6-37, 0:52)	31	13
Colts	3	07:55	S. Shrader: 58-yard FG (9-45, 4:55)	31	16
Ravens	4	12:46	D. Henry: 3-yard run (T. Loop kick) (6-77, 3:29)	38	16
Colts	4	10:26	T. Warren: 9-yard pass from D. Jones (S. Shrader kick) (6-74, 2:20)	38	23
Ravens	4	04:09	T. Loop: 45-yard FG (10-43, 6:17)	41	23

INDIANAPOLIS COLTS

OFFENSE			DEFENSE		
LT	79	B. Raimann	DE	98	A. Key
LG	56	Q. Nelson	DT	99	D. Buckner
C	60	T. Bortolini	NT	90	G. Stewart
RG	71	M. Goncalves	DE	97	L. Latu
RT	75	J. Travis	WLB	57	J. Carlies
TE	81	M. Alie-Cox	MLB	51	A. Davis-Gaither
TE	85	D. Ogletree	CB	27	J. Walley
TE	84	T. Warren	CB	7	C. Ward Sr.
WR	16	A. Dulin	CB	1	S. Gardner
QB	17	D. Jones	FS	0	C. Bynum
RB	28	J. Taylor	SS	25	A. Haulcy

BALTIMORE RAVENS (HEAD COACH: JESSE MINTER)

OFFENSE			DEFENSE		
WR	4	Z. Flowers	DT	93	C. Campbell
WR	7	R. Bateman	NT	98	T. Jones
LT	79	R. Stanley	RUSH	91	T. Hendrickson
LG	74	J. Simpson	MLB	0	R. Smith
C	54	J. Gwyn	WLB	32	T. Simpson
RG	71	V. Ioane	SAM	95	T. Robinson
RT	70	R. Rosengarten	CB	44	M. Humphrey
TE	89	M. Andrews	DB	14	K. Hamilton
TE	80	D. Smythe	SS	21	J. Hawkins
QB	8	L. Jackson	FS	24	M. Starks
RB	22	D. Henry	CB	2	N. Wiggins

OFFICIALS: Referee: Scott Novak (1), **Umpire:** Mike Morton (89), **Down Judge:** Brian Sakowski (112), **Line Judge:** Mark Stewart (75), **Field Judge:** John Jenkins (117), **Side Judge:** Don Willard (58), **Back Judge:** Tony Josselyn (67), **Replay Official:** Matt Sumstine

BALTIMORE RAVENS

PASSING	ATT	CP	YDS	SK/YD	TD	LG	INT	RTG
Lamar Jackson	25	17	324	2/20	1	54t	0	124.2
TOTAL	**25**	**17**	**324**	**2/20**	**1**	**54T**	**0**	**124.2**

RUSHING	ATT	YDS	AVG	LG	TD
Derrick Henry	24	144	6.0	32t	3
Lamar Jackson	7	40	5.7	19	1
Justice Hill	6	18	3.0	7	0
TOTAL	**37**	**202**	**5.5**	**32T**	**4**

RECEIVING	NO	YDS	AVG	LG	TD
Zay Flowers	5	150	30.0	54t	1
Mark Andrews	4	49	12.3	17	0
LaJohntay Wester	2	15	7.5	9	0
Chris Moore	1	53	53.0	53	0
Derrick Henry	1	19	19.0	19	0
Matt Hibner	1	13	13.0	13	0
Ja'Kobi Lane	1	11	11.0	11	0
Justice Hill	1	10	10.0	10	0
Durham Smythe	1	4	4.0	4	0
TOTAL	**17**	**324**	**19.1**	**54T**	**1**

TOP DEFENSE	TOT	SOLO	AST	SCK	YDS	INT
Roquan Smith	11	5	6	0.0	0.0	1
Malaki Starks	6	2	4	1.0	9.0	0
Kyle Hamilton	5	3	2	0.0	0.0	0

FIELD GOALS	FGM/FGA	PERCENT	RESULTS
Tyler Loop	2-2	100.0	57G, 45G
TOTAL	**2-2**	**100.0**	

INDIANAPOLIS COLTS

PASSING	ATT	CP	YDS	SK/YD	TD	LG	INT	RTG
Daniel Jones	31	19	166	2/17	1	25	1	72.8
TOTAL	**31**	**19**	**166**	**2/17**	**1**	**25**	**1**	**72.8**

RUSHING	ATT	YDS	AVG	LG	TD
Jonathan Taylor	19	98	5.2	21	2
Daniel Jones	1	4	4.0	4	0
TOTAL	**20**	**102**	**5.1**	**21**	**2**

RECEIVING	NO	YDS	AVG	LG	TD
Keenan Allen	6	32	5.3	9	0
Alec Pierce	4	61	15.3	23	0
Jonathan Taylor	3	23	7.7	13	0
Tyler Warren	3	13	4.3	9t	1
Josh Downs	2	37	18.5	25	0
Seth McGowan	1	0	0.0	0	0
TOTAL	**19**	**166**	**8.7**	**25**	**1**

TOP DEFENSE	TOT	SOLO	AST	SCK	YDS	INT
Akeem Davis-Gaither	8	5	3	0.0	0.0	0
Camryn Bynum	7	7	0	0.0	0.0	0
A.J. Haulcy	7	4	3	0.0	0.0	0

FIELD GOALS	FGM/FGA	PERCENT	RESULTS
Spencer Shrader	1-1	100.0	58G
TOTAL	**1-1**	**100.0**	

GAME HIGHLIGHTS

- Head Coach Jesse Minter moved to 1-0 in his NFL head coaching debut. Minter is the third head coach in franchise history to record a win in his Ravens debut, joining Ted Marchibroda in 1996 and John Harbaugh in 2008.
- Per *TruMedia*, Baltimore recorded 506 total net yards, second most in a Week 1 NFL head coaching debut since the 1970 NFL merger (Mike Martz, STL – 513 yards).
- The Ravens' 41 points scored are tied with Mike Martz (2000) and Joe Walton (1983) for third most in a head-coaching debut since the 1970 NFL merger.
- The Ravens 31 first-half points rank second in team history for points in a half in a season opener, trailing Baltimore's 42-point first half in 2019 (9/8/19 at Mia.).
- Baltimore's defense surrendered 251 net yards, generating 2 takeaways while holding Indianapolis to 3-of-10 on third downs.
- The Ravens produced a 300-yard passer (Lamar Jackson), 150-yard receiver (Zay Flowers) and a 100-yard rusher (Derrick Henry) for the first time in single-game franchise history.

Team Statistics	Ravens	Colts
First Downs	23	17
3rd-Down Eff. (Made/Att/Pct)	3/9/33%	3/10/30%
4th-Down Eff. (Made/Att/Pct)	0/1/0%	0/1/0%
Total Net Yards	506	251
Total Plays	64	53
Yards Per Play	7.9	4.7
Rushes/Net Yards	37/202	20/102
Net Passing	304	149
Pass Attempts/Completions	25/17	31/19
Had Intercepted	0	1
Sacked/Yards Lost	2/20	2/17
Punts/Average	3/46.7	5/52.6
Penalties/Yards	10/86	4/29
Fumbles/Lost	1/1	1/1
Possession Time	35:20	24:40

26 RASHEEN ALI

RB

5-11 | 210

COLLEGE: MARSHALL

AGE: 25 HOMETOWN: CLEVELAND, OH

EXP. (NFL/RAVENS): 3/3 GP/GS (PLAYOFFS): 22/0

— KEY TRANSACTIONS —

- Activated from Injured Reserve on 10/12/24
- Designated to return from Injured Reserve on 10/3/24
- Placed on Injured Reserve on 9/5/24
- Rasheen Ali was selected by the Ravens in the fifth round (165th overall) of the 2024 NFL Draft

— CAREER HIGHLIGHTS —

- Appeared in 15 games in 2025, notching 7 carries for 24 yards (3.4 avg.), while adding 9 receptions for 68 yards, including a 30-yard TD…Made significant contributions on special teams, tallying 30 KORs for 763 yards (25.4 avg.)
- Appeared in six games during his rookie season in 2024, totaling 10 carries for 31 yards and 4 KORs for 107 yards (26.8 avg.)

— PERSONAL —

- Started boxing at 4-years old and playing football at the age of 6…Also played basketball and lacrosse as a child
- Decided to focus on boxing and skip participation in football during his sophomore and junior years of HS…During that time, competed in junior boxing tournaments all over the region
- Credits his boxing background for the physical and mental toughness he showcases on the field…His footwork, hand-eye coordination and balance were also polished through boxing

RASHEEN ALI'S NFL REGULAR SEASON RUSHING/RECEIVING STATISTICS

				RUSHING					RECEIVING				
DATE	TEAM	GP	GS	NO.	YDS.	AVG.	LG	TD	NO.	YDS.	AVG.	LG	TD
2024	Ravens	6	0	10	31	3.1	9	0	0	0	0.0	0	0
2025	Ravens	15	0	7	24	3.4	9	0	9	68	7.6	30t	1
2026	Ravens	1	0	0	0	0.0	0	0	0	0	0.0	0	0
NFL TOTALS		**22**	**0**	**17**	**55**	**3.2**	**9**	**0**	**9**	**68**	**7.6**	**30T**	**1**

RASHEEN ALI'S NFL POSTSEASON RUSHING/RECEIVING STATISTICS

				RUSHING					RECEIVING				
DATE	TEAM	GP	GS	NO.	YDS.	AVG.	LG	TD	NO.	YDS.	AVG.	LG	TD
2024	Ravens	0	0	0	0	0.0	0	0	0	0	0.0	0	0
NFL TOTALS		**0**	**0**	**0**	**0**	**0.0**	**0**	**0**	**0**	**0**	**0.0**	**0**	**0**

RASHEEN ALI'S NFL REGULAR SEASON RETURN STATISTICS

		KICKOFF RETURNS					PUNT RETURNS					
DATE	TEAM	RET.	YDS.	AVG.	LG	TD	NO.	FC	YDS.	AVG.	LG	TD
2024	Ravens	4	107	26.8	38	0	0	0	0	0.0	0	0
2025	Ravens	30	763	25.4	43	0	0	0	0	0.0	0	0
2026	Ravens	0	0	0.0	0	0	0	0	0	0.0	0	0
NFL TOTALS		**34**	**870**	**25.6**	**43**	**0**	**0**	**0**	**0**	**0.0**	**0**	**0**

RASHEEN ALI'S NFL POSTSEASON RETURN STATISTICS

		KICKOFF RETURNS					PUNT RETURNS					
DATE	TEAM	RET.	YDS.	AVG.	LG	TD	NO.	FC	YDS.	AVG.	LG	TD
2024	Ravens	0	0	0.0	0	0	0	0	0	0.0	0	0
NFL TOTALS		**0**	**0**	**0.0**	**0**	**0**	**0**	**0**	**0**	**0.0**	**0**	**0**

RASHEEN ALI'S NFL REGULAR SEASON DEFENSIVE STATISTICS

				TACKLES								INTERCEPTIONS					FUMBLES				ST					MISC	
DATE	TEAM	GP	GS	TK	S	A	TFL	YDS	SK	YDS	QBH	NO	YDS	LG	TD	PD	FF	FR	TD	YDS	TK	S	A	FF	FR	S	A
2024	Ravens	6	0	0	0	0	0	0	0.0	0.0	0	0	0	0	0	0	0	0	0	0	1	0	1	0	0	0	0
2025	Ravens	15	0	0	0	0	0	0	0.0	0.0	0	0	0	0	0	0	0	0	0	0	9	7	2	0	0	1	0
2026	Ravens	1	0	0	0	0	0	0	0.0	0.0	0	0	0	0	0	0	0	0	0	0	1	0	1	0	0	0	0
NFL TOTALS		**22**	**0**	**0**	**0**	**0**	**0**	**0**	**0.0**	**0.0**	**0**	**0**	**0**	**0**	**0**	**0**	**0**	**0**	**0**	**0**	**11**	**7**	**4**	**0**	**0**	**1**	**0**

26 RASHEEN ALI

RASHEEN ALI'S NFL POSTSEASON DEFENSIVE STATISTICS

				TACKLES								INTERCEPTIONS					FUMBLES				ST					MISC	
DATE	TEAM	GP	GS	TK	S	A	TFL	YDS	SK	YDS	QBH	NO	YDS	LG	TD	PD	FF	FR	TD	YDS	TK	S	A	FF	FR	S	A
2024	Ravens	0	0	0	0	0	0	0	0.0	0.0	0	0	0	0	0	0	0	0	0	0	0	0	0	0	0	0	0
NFL TOTALS		**0**	**0**	**0**	**0**	**0**	**0**	**0**	**0.0**	**0.0**	**0**	**0**	**0**	**0**	**0**	**0**	**0**	**0**	**0**	**0**	**0**	**0**	**0**	**0**	**0**	**0**	**0**

RASHEEN ALI'S SINGLE-GAME HIGHS: RUSHING/RECEIVING

Rush Attempts	8 at New York Giants, Dec 15, 2024
Rushing Yards	32 at New York Giants, Dec 15, 2024
Rushing Average	4.0 at New York Giants, Dec 15, 2024
Longest Runs	9 vs. Cincinnati Bengals, Nov 27, 2025 ...1 more at 9.
Receptions	2 at Green Bay Packers, Dec 27, 2025 ...3 more at 2.
Receiving Yards	32 at Cincinnati Bengals, Dec 14, 2025
Longest Receptions	30t at Cincinnati Bengals, Dec 14, 2025
Receiving TDs	1 at Cincinnati Bengals, Dec 14, 2025
All-Purpose Yards	172 at Buffalo Bills, Sep 07, 2025
Kickoff Returns	6 at Buffalo Bills, Sep 07, 2025
Kickoff Return Yards	167 at Buffalo Bills, Sep 07, 2025
Longest Kickoff Return	43 vs. Detroit Lions, Sep 22, 2025
Kickoff Return Average	29.3 vs. Chicago Bears, Oct 26, 2025
Special Teams Tackles	2 at Cleveland Browns, Nov 16, 2025
Most TDs	1 at Cincinnati Bengals, Dec 14, 2025
Scrimmage Yards	32 at Cincinnati Bengals, Dec 14, 2025 ...1 more at 32.

RASHEEN ALI'S 2026 GXG REGULAR-SEASON STATISTICS (RAVENS)

			RUSHING					RECEIVING						
DATE	OPPONENT	P/S	NO.	YDS.	AVG.	LG	TD	NO.	YDS.	AVG.	LG	TD	W/L	SCORE
09/13	at Colts	P	0	0	0.0	0	0	0	0	0.0	0	0	W	41-23
2026 TOTALS		**1-0**	**0**	**0**	**0.0**	**0**	**0**	**0**	**0**	**0.0**	**0**	**0**	**1-0**	

RASHEEN ALI'S 2026 GXG REGULAR-SEASON STATISTICS (RAVENS)

			TACKLES								INTERCEPTIONS					FUMBLES				ST					MISC			
DATE	OPPONENT	P/S	TK	S	A	SK	YDS	TFL	YDS	QBH	NO	YDS	LG	TD	PD	FF	FR	TD	YDS	TK	S	A	FF	FR	S	A	W/L	SCORE
09/13	at Colts	P	0	0	0	0.0	0.0	0	0	0	0	0	0	0	0	0	0	0	0	1	0	1	0	0	0	0	W	41-23
2026 TOTALS		**1-0**	**0**	**0**	**0**	**0.0**	**0.0**	**0**	**0**	**0**	**0**	**0**	**0**	**0**	**0**	**0**	**0**	**0**	**0**	**1**	**0**	**1**	**0**	**0**	**0**	**0**	**1-0**	

RASHEEN ALI'S 2025 GXG REGULAR-SEASON STATISTICS (RAVENS)

			KICKOFF RETURNS					PUNT RETURNS							
DATE	OPPONENT	P/S	RET	YDS	AVG	LG	TD	NO	FC	YDS	AVG	LG	TD	W/L	SCORE
09/07	at Bills	P	6	167	27.8	41	0	0	0	0	0.0	0	0	L	40-41
09/14	Browns	P	0	0	0.0	0	0	0	0	0	0.0	0	0	W	41-17
09/22	Lions	P	4	105	26.3	43	0	0	0	0	0.0	0	0	L	30-38
09/28	at Chiefs	P	2	31	15.5	21	0	0	0	0	0.0	0	0	L	20-37
10/05	Texans	P	3	66	22.0	28	0	0	0	0	0.0	0	0	L	10-44
10/12	Rams	P	0	0	0.0	0	0	0	0	0	0.0	0	0	L	3-17
10/26	Bears	P	3	88	29.3	34	0	0	0	0	0.0	0	0	W	30-16
10/30	at Dolphins	P	2	53	26.5	30	0	0	0	0	0.0	0	0	W	28-6
11/09	at Vikings						ON INACTIVE LIST							W	27-19
11/16	at Browns	P	1	25	25.0	25	0	0	0	0	0.0	0	0	W	23-16
11/23	Jets						ON INACTIVE LIST							W	23-10
11/27	Bengals	P	3	71	23.7	26	0	0	0	0	0.0	0	0	L	14-32
12/07	Steelers	P	2	45	22.5	26	0	0	0	0	0.0	0	0	L	22-27
12/14	at Bengals	P	1	32	32.0	32	0	0	0	0	0.0	0	0	W	24-0
12/21	Patriots	P	1	29	29.0	29	0	0	0	0	0.0	0	0	L	24-28
12/27	at Packers	P	0	0	0.0	0	0	0	0	0	0.0	0	0	W	41-24
01/04	at Steelers	P	2	51	25.5	29	0	0	0	0	0.0	0	0	L	24-26
2025 TOTALS		**15-0**	**30**	**763**	**25.4**	**43**	**0**	**0**	**0**	**0**	**0.0**	**0**	**0**	**8-9**	



89 MARK ANDREWS

PRO BOWL

TE

6-5 | 250

COLLEGE: OKLAHOMA

AGE: 31 HOMETOWN: SCOTTSDALE, AZ

EXP. (NFL/RAVENS): 9/9 GP/GS (PLAYOFFS): 122/67 (8/4)

— KEY TRANSACTIONS —

- Signed a three-year contract extension (through 2028) with the Ravens on 12/4/25
- Activated from Injured Reserve on 1/26/24
- Designated to return from Injured Reserve on 1/12/24
- Placed on Injured Reserve on 11/25/23
- Signed a four-year contract extension (through 2025) with the Ravens on 9/6/21
- Mark Andrews was selected by the Ravens in the third round (86th overall) of the 2018 NFL Draft...Was the second of two third-round picks (T Orlando Brown Jr., 83rd) by the Ravens

— HONORS —

- *Associated Press* first-team All-Pro (2021)
- Three-time Pro Bowler (2019, 2021-22)
- *PFWA* All-NFL Team (2021)
- *PFWA* All-AFC Team (2021)
- Team MVP, as voted by local media (2021)
- Media Good Guy, as voted by local media (2021)
- Ed Block Courage Award (2020)

— CAREER HIGHLIGHTS —

- Owns a Ravens-record 57 total TDs...Is one of two TEs (also Rob Gronkowski, Patriots) in NFL history standing as a franchise's all-time TDs record holder
- Ranks first all time in each of Baltimore's major receiving categories over the course of a Ravens career, including yards (6,001), TDs (56) and receptions (488)...Became the second tight end in NFL history (Travis Kelce) to hold the receiving "Triple Crown" as a franchise's all-time leader in yards, catches and TDs
- Owns the most multi-TD receiving games (12) and is tied for the most 100-yard receiving games (10) in Ravens history
- Owns the two longest regular season receptions by a TE in Ravens history, registering a 68-yard catch at LAC (12/22/18) and a record 74-yarder vs. Oak. (11/25/18)
- Appeared in all 17 games (11 starts) in 2025, notching 48 receptions for 422 yards and 5 TDs, while adding 10 rushes for 48 yards, including a 35-yard rushing TD…Finished the season as the franchise leader in career receptions (484), receiving yards (5,952) and receiving TDs (56), becoming just the second tight end in NFL history to hold that title for a club (Travis Kelce – KC)…Blocked for an offense that ranked No. 1 in the NFL in yards per rush (5.3), No. 2 in rushing yards per game (156.6) and No. 3 in rushing TDs (23)…Baltimore's offense also ranked seventh in overall yards per play (5.8) and 11th in points per game (24.9)
- Appeared in all 17 games (13 starts) for Baltimore in 2024, recording 55 receptions for 673 yards and a career-high 11 TDs…Finished the year first among all NFL TEs in TD receptions, while his 11 TDs was tied for fourth overall in the NFL…Tied WR Torrey Smith for the second-most receiving scores in Ravens single-season history behind WR Michael Jackson's 14 in 1996…Recorded a six-game streak with a receiving TD (Weeks 12-18), the longest such streak in franchise history…Contributed to an offense that ranked No. 1 in the NFL in yards per game (424.9), yards per play (6.8 – third-best single-season mark in NFL history) and red zone efficiency (74.2%) and No. 3 in points per game (30.5)
- Appeared in 10 games for the Ravens in 2023 (nine starts), posting 45 receptions for 544 yards and a team-high 6 TDs before being placed on Injured Reserve (11/25/23) with an ankle injury that sidelined him for the remainder of the regular season…He and Likely were the NFL's only pair of TEs with at least 5 TD grabs, while also becoming the first TE duo in Ravens history to accomplish the feat…Part of a Baltimore TEs group that led the NFL with 12 receiving TDs…Contributed to an offense that ranked fourth in scoring (28.4 ppg) and No. 6 in total yards (370.4 ypg)
- Started in all 15 games in which he appeared in 2022, producing team highs in all major receiving categories, including receptions (73 – tying for third most among NFL TEs), yards (847 – third most among NFL TEs) and TDs (5 – tying for seventh most among NFL TEs), en route to his third-career Pro Bowl…Also climbed to No. 3 in career receiving yards (4,313) and No. 2 in career receiving TDs (34) on the Ravens' all-time charts, while surpassing WR Mark Clayton for the most career 100-yard receiving games in franchise history (10)
- Played in all 17 games (nine starts) in 2021, totaling single-season franchise records in both receptions (107) and receiving yards (1,361)…Added 9 TD catches, en route to his second-career Pro Bowl nod and helping the Ravens produce the NFL's sixth-ranked offense (378.8 ypg)…Led NFL tight ends in all major receiving categories, including yards (1,361), receptions (107), TDs (9 – tied), first downs (75), 20-plus yard catches (20) and contested catches (18)
- On 12/26/21 at Cin., posted a team-high 8 catches for 125 yards and 1 TD...Recorded his third-straight game with at least 100 receiving yards and 1 TD grab, tying Jimmy Graham (2013) for the longest such streak by a TE in NFL history…It marked his fifth game reaching the century mark in 2021, setting a new Ravens' single-season record for most games with 100-plus receiving yards

89 MARK ANDREWS

- On 12/19/21 vs. GB, tallied 10 catches for a game-high 136 receiving yards and 2 TDs on 13 targets…All 10 of his receptions moved the sticks, marking the most first-down grabs by all players in 2021 and in Ravens' single-game history…Became the 13th Raven and first TE in franchise history to produce 1,000 receiving yards in a season…Also became the second tight end ever with at least 10 catches, 100 receiving yards and a TD reception in consecutive games, joining Travis Kelce (Week 11 and Week 13, 2018)
- On 10/11/21 vs. Ind., set career highs in receptions (11) and receiving yards (147), also tying a career high with 2 TD catches and setting a personal best with 2 two-point conversions…His 147 receiving yards set a Ravens' single-game record by a TE, while his 11 receptions tied a previous single-game high for a Baltimore TE (Dennis Pitta in 2016)...Also became the first player since the 1970 merger to have 2 receiving TDs and 2 two-point conversions in a game
- In 2020, totaled 58 receptions for 701 yards and 7 receiving TDs for the NFL's seventh-best scoring offense (29.3 ppg) and fourth-best third-down offense (48.8%)…Helped block for the NFL's No. 1 rushing attack (191.9 ypg), which produced the third-most yards (3,071) ever in a 16-game NFL season
- Finished 2019 with team highs in receptions (64), receiving yards (852) and receiving TDs (10), helping Baltimore produce the NFL's No. 1 scoring offense (33.2 ppg)...The Ravens became the first team in NFL history to average at least 200 rushing (206.0) and 200 net passing yards (201.6) per game
- Helped set new single-season franchise records for total TDs (64), points (531), rushing yards (3,296) and total net yards (6,521) in 2019
- In 2019, produced the single-season franchise record for TD catches (10) by a TE...His 10 receiving TDs tied (LAR's Cooper Kupp) for No. 2 in the NFL and ranked No. 1 among all TEs
- Is one of three Ravens ever to post at least 10 receiving TDs in a season (Torrey Smith, 11 in 2014; Michael Jackson, 14 in 1996), doing so in 2019
- On 12/1/19 vs. SF, scored Baltimore's 48th total TD of the season, setting a new franchise record (12/1/19)
- Became the first Ravens TE to post back-to-back 100-yard receiving games in the victory vs. Ari. (9/15/19)
- Posted then-career highs in receiving yards (108) and receptions (8) to help the Ravens produce franchise records in yards (643) and points (59) in the season-opening 59-10 victory at Mia. (9/8/19)
- In 2018, became the Ravens' record holder for most receptions (34) and receiving yards (552) in a season by a rookie TE, passing Maxx Williams (32 for 268 in 2015)
- Andrews' 552 receiving yards in 2018 ranked No. 1 among all NFL rookie TEs...His 34 receptions stood third

— PERSONAL —

- Was diagnosed with Type 1 diabetes and wears an insulin pump, except when he plays football...Passionate spokesperson for those with diabetes and educating youth about its effects and ways to overcome the ailment
- Father, Paul, and brother, Jack, are urologists, while his sister, Annie, is a dentist...Mother, Martha, and another brother, Charlie, both work in real estate
- Mark proposed to his fiancée, Elena Yates, during the same week (in 2025) he signed a three-year contract extension

— 2026 SEASON HIGHLIGHTS —

- Notched 49 yards on 4 receptions in the season-opening win at Ind. (9/13), surpassing 6,000 career receiving yards (6,001)…Became the 21st TE in NFL history to eclipse 6K and the 14th TE since the 1970 NFL merger to reach the mark within the first nine seasons of a career

MARK ANDREWS' NFL REGULAR SEASON RUSHING/RECEIVING STATISTICS

				RECEIVING					RUSHING				
DATE	TEAM	GP	GS	NO.	YDS.	AVG.	LG	TD	NO.	YDS.	AVG.	LG	TD
2018	Ravens	16	3	34	552	16.2	74	3	0	0	0.0	0	0
2019	Ravens	15	4	64	852	13.3	51	10	0	0	0.0	0	0
2020	Ravens	14	2	58	701	12.1	39	7	0	0	0.0	0	0
2021	Ravens	17	9	107	1,361	12.7	43	9	1	0	0.0	0	0
2022	Ravens	15	15	73	847	11.6	36	5	3	8	2.7	4	0
2023	Ravens	10	9	45	544	12.1	38	6	1	0	0.0	0	0
2024	Ravens	17	13	55	673	12.2	67	11	4	5	1.3	2	0
2025	Ravens	17	11	48	422	8.8	27t	5	10	48	4.8	35t	1
2026	Ravens	1	1	4	49	12.3	17	0	0	0	0.0	0	0
NFL TOTALS		**122**	**67**	**488**	**6,001**	**12.3**	**74**	**56**	**19**	**61**	**3.2**	**35T**	**1**

MARK ANDREWS' NFL POSTSEASON RUSHING/RECEIVING STATISTICS

				RECEIVING					RUSHING				
DATE	TEAM	GP	GS	NO.	YDS.	AVG.	LG	TD	NO.	YDS.	AVG.	LG	TD
2018	Ravens	1	0	3	31	10.3	13	0	0	0	0.0	0	0
2019	Ravens	1	0	4	39	9.8	16	0	0	0	0.0	0	0
2020	Ravens	2	1	8	69	8.6	17	0	0	0	0.0	0	0
2022	Ravens	1	1	5	73	14.6	29	0	1	0	0.0	0	0
2023	Ravens	1	0	2	15	7.5	9	0	0	0	0.0	0	0
2024	Ravens	2	2	7	88	12.6	20	0	4	8	2.0	3	0
NFL TOTALS		**8**	**4**	**29**	**315**	**10.9**	**29**	**0**	**5**	**8**	**1.6**	**3**	**0**

89 MARK ANDREWS

MARK ANDREWS' SINGLE-GAME HIGHS: RUSHING/RECEIVING

Rush Attempts	3 vs. Los Angeles Rams, Oct 12, 2025
Rushing Yards	35 at Cleveland Browns, Nov 16, 2025
Longest Runs	35t at Cleveland Browns, Nov 16, 2025
Receptions	11 at Cleveland Browns, Dec 12, 2021
	...1 more at 11.
Receiving Yards	147 vs. Indianapolis Colts, Oct 11, 2021
Receiving Average	22.0 vs. Washington Commanders, Oct 13, 2024
Longest Receptions	74 vs. Oakland Raiders, Nov 25, 2018
Receiving TDs	2 at Miami Dolphins, Oct 30, 2025
	...11 more at 2.
All-Purpose Yards	147 vs. Indianapolis Colts, Oct 11, 2021
Most TDs	2 at Miami Dolphins, Oct 30, 2025
	...11 more at 2.
Miscellaneous Tackles	3 vs. Cleveland Browns, Nov 28, 2021
Scrimmage Yards	147 vs. Indianapolis Colts, Oct 11, 2021

MARK ANDREWS' SINGLE-GAME HIGHS - POSTSEASON: RUSHING/RECEIVING

Rush Attempts	2 at Buffalo Bills, Jan 19, 2025
	...1 more at 2.
Rushing Yards	5 vs. Pittsburgh Steelers, Jan 11, 2025
Longest Runs	3 vs. Pittsburgh Steelers, Jan 11, 2025
Receptions	5 at Buffalo Bills, Jan 19, 2025
	...1 more at 5.
Receiving Yards	73 at Cincinnati Bengals, Jan 15, 2023
Receiving Average	14.6 at Cincinnati Bengals, Jan 15, 2023
Longest Receptions	29 at Cincinnati Bengals, Jan 15, 2023
All-Purpose Yards	73 at Cincinnati Bengals, Jan 15, 2023
Miscellaneous Tackles	1 at Cincinnati Bengals, Jan 15, 2023

MARK ANDREWS' 100-YARD RECEIVING GAMES (10): REGULAR SEASON

DATE	TEAM	NO.	YDS.	AVG.	LG	TD
09/08/19	at Dolphins	8	108	13.5	39	1
09/15/19	CARDINALS	8	112	14.0	28	1
09/26/21	at Lions	5	109	21.8	41	0
10/11/21	COLTS	11	147	13.4	28	2
12/12/21	at Browns	11	115	10.5	32	1
12/19/21	PACKERS	10	136	13.6	43	2
12/26/21	at Bengals	8	125	15.6	28	1
09/18/22	DOLPHINS	9	104	11.6	25	1
10/16/22	at Giants	7	106	15.1	18	1
01/01/23	STEELERS	9	100	11.1	19	0

MARK ANDREWS' 2026 GXG REGULAR-SEASON STATISTICS (RAVENS)

			RECEIVING					RUSHING						
DATE	OPPONENT	P/S	NO.	YDS.	AVG.	LG	TD	NO.	YDS.	AVG.	LG	TD	W/L	SCORE
09/13	at Colts	S	4	49	12.3	17	0	0	0	0.0	0	0	W	41-23
2026 TOTALS		**1-1**	**4**	**49**	**12.3**	**17**	**0**	**0**	**0**	**0.0**	**0**	**0**	**1-0**	

68 A.J. ARCURI

OL

6-7 | 312

COLLEGE: MICHIGAN STATE

AGE: 29 HOMETOWN: POWELL, OH

EXP. (NFL/RAVENS): 3/1 GP/GS (PLAYOFFS): 10/1

A.J. ARCURI'S NFL REGULAR SEASON STATISTICS

DATE	TEAM	GP	GS
2022	Rams	8	1
2023	Rams	0	0
2024	Rams	2	0
2025	Rams	0	0
2026	Rams	0	0
NFL TOTALS		**10**	**1**

A.J. ARCURI'S NFL POSTSEASON STATISTICS

DATE	TEAM	GP	GS
2023	Rams	0	0
2024	Rams	0	0
2025	Rams	0	0
NFL TOTALS		**0**	**0**

3 CHIDOBE AWUZIE

CB

6-0 | 202

COLLEGE: COLORADO

AGE: 31 HOMETOWN: SAN JOSE, CA

EXP. (NFL/RAVENS): 10/2 GP/GS (PLAYOFFS): 109/86 (6/6)

— KEY TRANSACTIONS —

- Signed a one-year contract extension (through 2026) on 3/12/26
- Signed a one-year contract with the Ravens on 3/27/25
- Released by the Titans on 3/15/25
- Activated from Injured Reserve on 12/7/24
- Designated to return from Injured Reserve on 11/27/24
- Placed on Injured Reserve (groin) on 9/27/24
- Signed a three-year contract with the Titans on 3/14/24
- Placed on Injured Reserve (knee) on 11/5/22
- Signed a three-year contract with the Bengals on 3/18/21
- Activated from Injured Reserve on 11/10/20
- Placed on Injured Reserve (hamstring) on 9/26/20
- Selected by the Dallas Cowboys in the second round (60th overall) of the 2017 NFL Draft

— HONORS —

- Bengals Ed Block Courage Award (2023)

— CAREER HIGHLIGHTS —

- Played in 14 games (five starts) for Baltimore in 2025, tallying 43 tackles (29 solo), 7 PD and 1 QBH…Helped Baltimore's defense rank No. 5 in goal-to-go defense (64.7%) and No. 6 in red zone TD efficiency (50.8%)
- Appeared in eight games (seven starts) for the Titans in 2024, totaling 26 tackles (17 solo), 1 INT, 4 PD and 1 FF…Missed nine games due to a groin injury...Helped Tennessee's defense rank No. 2 in both total defense (311.2 ypg) and pass defense (177.3 ypg)
- Appeared in 15 games (10 starts) for Cincinnati in 2023, registering 57 tackles (43 solo), 2 TFL, 6 PD, 1 FF and 1 FR
- Started 14 games for the AFC Champion Bengals in 2021, totaling 64 tackles (53 solo), 4 TFL, a career-best 2 INTs and a team-high 14 PD…Tallied 5 solo tackles and 1 INT in SB LVI vs. LAR (2/13/22), becoming the second-ever Bengal to record an INT in a Super Bowl (Jessie Bates III, also in SB LVI)…Notched a career postseason-high 8 tackles (5 solo) in the 27-24 AFC Championship victory at KC (1/30/22)…Logged a personal-best 10 solo tackles in the 34-31 win vs. KC (1/2/22)
- Started all 16 games for Dallas in 2019, posting a career-high 79 tackles (48 solo), 1 TFL, 14 PD and 1 FR…Helped Dallas' defense rank No. 2 (tied with SF) in third-down efficiency (33.3%), No. 9 in total defense (327.0 ypg) and No. 10 in passing defense (223.5 ypg)
- Appeared in 15 games (14 starts) for the Cowboys in 2018, totaling 71 tackles (57 solo), 1 INT, 11 PD and 1 FF…Helped Dallas' defense rank No. 6 in scoring (20.3 ppg) and No. 7 in both total defense (329.3 ypg) and red zone TD efficiency (51.0%)…Tallied 6 tackles and 1 PD in his postseason debut, en route to a 24-22 NFC Wild Card win vs. Sea. (1/5/19)
- Saw action in 10 games (six starts) for the Cowboys as a rookie in 2017, recording 25 tackles (14 solo), 1 INT, 7 PD and 1 FF…Helped Dallas' defense rank No. 8 in total defense (318.1 ypg)…Notched his first-career INT in a 6-0 win at Phi. (12/31/17)

— PERSONAL —

- Is an avid chess player who says chess helps with daily life and making connections…In 2022, won chess.com's BlitzChamps tournament – a rapid tournament for NFL players – beating Amari Cooper in the final…In 2023, he finished as the runner-up to Drue Tranquill
- Likes to play basketball, ping pong and video games, as well as watch anime in his free time
- **Name is pronounced: SHIH-doe-beh, AH-woo-ZEE-eh**

CHIDOBE AWUZIE'S NFL REGULAR SEASON DEFENSIVE STATISTICS

				TACKLES								INTERCEPTIONS					FUMBLES				ST					MISC	
DATE	TEAM	GP	GS	TK	S	A	TFL	YDS	SK	YDS	QBH	NO	YDS	LG	TD	PD	FF	FR	TD	YDS	TK	S	A	FF	FR	S	A
2017	Cowboys	10	6	27	21	6	0	0	0.0	0.0	0	1	0	0	0	7	1	0	0	0	0	0	0	0	0	0	0
2018	Cowboys	15	14	84	66	18	0	0	0.0	0.0	0	1	0	0	0	13	1	0	0	0	0	0	0	0	0	0	0
2019	Cowboys	16	16	84	71	13	1	10	0.0	0.0	1	1	0	0	0	14	0	1	0	0	0	0	0	0	0	0	0
2020	Cowboys	8	6	39	30	9	0	0	0.0	0.0	0	1	0	0	0	5	0	1	0	0	0	0	0	0	0	0	0
2021	Bengals	14	14	64	53	11	4	6	0.0	0.0	0	2	42	42	0	14	0	0	0	0	0	0	0	0	0	0	0
2022	Bengals	8	8	35	29	6	0	0	0.0	0.0	0	0	0	0	0	5	1	0	0	0	0	0	0	0	0	0	0
2023	Bengals	15	10	57	43	14	2	0	0.0	0.0	0	0	0	0	0	6	1	1	0	0	0	0	0	0	0	0	0
2024	Titans	8	7	26	17	9	0	0	0.0	0.0	0	1	8	8	0	4	1	0	0	0	0	0	0	0	0	0	0
2025	Ravens	14	5	43	29	14	0	0	0.0	0.0	1	0	0	0	0	7	0	0	0	0	0	0	0	0	0	0	0
2026	Ravens	1	0	0	0	0	0	0	0.0	0.0	0	0	0	0	0	0	0	0	0	0	0	0	0	0	0	0	0
NFL TOTALS		**109**	**86**	**459**	**359**	**100**	**7**	**16**	**0.0**	**0.0**	**2**	**7**	**50**	**42**	**0**	**75**	**5**	**3**	**0**	**0**	**0**	**0**	**0**	**0**	**0**	**0**	**0**

3 CHIDOBE AWUZIE

CHIDOBE AWUZIE'S NFL POSTSEASON DEFENSIVE STATISTICS

				TACKLES								INTERCEPTIONS					FUMBLES				ST					MISC	
DATE	TEAM	GP	GS	TK	S	A	TFL	YDS	SK	YDS	QBH	NO	YDS	LG	TD	PD	FF	FR	TD	YDS	TK	S	A	FF	FR	S	A
2018	Cowboys	2	2	13	11	2	0	0	0.0	0.0	0	0	0	0	0	2	0	0	0	0	0	0	0	0	0	0	0
2021	Bengals	4	4	24	16	8	0	0	0.0	0.0	0	1	1	1	0	1	0	0	0	0	0	0	0	0	0	0	0
2022	Bengals	0	0	0	0	0	0	0	0.0	0.0	0	0	0	0	0	0	0	0	0	0	0	0	0	0	0	0	0
NFL TOTALS		**6**	**6**	**37**	**27**	**10**	**0**	**0**	**0.0**	**0.0**	**0**	**1**	**1**	**1**	**0**	**3**	**0**	**0**	**0**	**0**	**0**	**0**	**0**	**0**	**0**	**0**	**0**

CHIDOBE AWUZIE'S SINGLE-GAME HIGHS: DEFENSIVE

Total Tackles 10 vs. Kansas City Chiefs, Jan 02, 2022
...1 more at 10.

Solo Tackles 10 vs. Kansas City Chiefs, Jan 02, 2022

Passes Defensed 3 at Cleveland Browns, Nov 16, 2025
...2 more at 3.

Forced Fumbles 1 at Carolina Panthers, Sep 09, 2018
...1 more at 1.

Fumble Recoveries 1 at New York Giants, Jan 03, 2021
...1 more at 1.

Tackles For Loss 1 vs. San Francisco 49ers, Dec 12, 2021
...4 more at 1.

Interceptions 1 vs. Los Angeles Chargers, Dec 05, 2021
...5 more at 1.

Interception Return Yards 42 vs. Green Bay Packers, Oct 10, 2021

CHIDOBE AWUZIE'S SINGLE-GAME HIGHS - POSTSEASON: DEFENSIVE

Total Tackles 8 at Kansas City Chiefs, Jan 30, 2022

Solo Tackles 6 at Los Angeles Rams, Jan 12, 2019

Passes Defensed 1 vs. Los Angeles Rams, Feb 13, 2022
...2 more at 1.

Interceptions 1 vs. Los Angeles Rams, Feb 13, 2022

Interception Return Yards 1 vs. Los Angeles Rams, Feb 13, 2022

CHIDOBE AWUZIE'S 2026 GXG REGULAR-SEASON STATISTICS (RAVENS)

			TACKLES								INTERCEPTIONS					FUMBLES				ST					MISC			
DATE	OPPONENT	P/S	TK	S	A	SK	YDS	TFL	YDS	QBH	NO	YDS	LG	TD	PD	FF	FR	TD	YDS	TK	S	A	FF	FR	S	A	W/L	SCORE
09/13	at Colts	P	0	0	0	0.0	0.0	0	0	0	0	0	0	0	0	0	0	0	0	0	0	0	0	0	0	0	W	41-23
2026 TOTALS		**1-0**	**0**	**0**	**0**	**0.0**	**0.0**	**0**	**0**	**0**	**0**	**0**	**0**	**0**	**0**	**0**	**0**	**0**	**0**	**0**	**0**	**0**	**0**	**0**	**0**	**0**	**1-0**	

7 RASHOD BATEMAN

WR

6-1 | 193

COLLEGE: MINNESOTA

AGE: 26 HOMETOWN: TIFTON, GA

EXP. (NFL/RAVENS): 6/6 GP/GS (PLAYOFFS): 65/48 (4/4)

— KEY TRANSACTIONS —

- Signed a contract extension on 6/5/25
- Signed a contract extension (through 2026) on 4/29/24
- Passed his physical and was removed from the Physically Unable to Perform (PUP) list on 8/9/23
- Placed on the Physically Unable to Perform (PUP) list on 7/24/23
- Placed on Injured Reserve (foot) on 11/7/22
- Returned from Injured Reserve on 10/16/21
- Placed on Injured Reserve (groin) on 9/1/21
- Rashod Bateman was selected by the Ravens in the first round (27th overall) of the 2021 NFL Draft…Was the first of two Ravens draft picks (OLB Odafe Oweh, 31st) in the round

— CAREER HIGHLIGHTS —

- Appeared in 13 games (12 starts) with the Ravens in 2025, totaling 19 receptions for 224 yards and 2 receiving TDs…Contributed to an offense that ranked seventh in yards per play (5.8) and 11th in points per game (24.9)
- Played in all 17 games (14 starts) for Baltimore in 2024, tallying 45 receptions to go along with career highs in receiving yards (756) and receiving TDs (9)…Recorded three receiving TDs of at least 40 yards, tied for the most such scores in a season by a Raven since at least 2000…Teamed with TE Mark Andrews (11 receiving TDs) to form the first Ravens duo since WRs Derrick Alexander and Michael Jackson in 1996 to each record 9 or more receiving TDs in the same season…Contributed to an offense that ranked No. 1 in the NFL in yards per game (424.9), yards per play (6.8 – third-best single-season mark in NFL history) and red zone efficiency (74.2%) and No. 3 in points per game (30.5), while setting a franchise single-season record with 7,224 net yards
- Saw action in 16 games (12 starts) with the Ravens in 2023, registering 32 catches for 367 yards and 1 TD…Was one of six Ravens to eclipse 300 receiving yards, as Baltimore tied (Cincinnati, Detroit, Green Bay and Washington) for the NFL's most players reaching that mark…Contributed to an offense that ranked fourth in scoring (28.4 ppg) and No. 6 in total yards (370.4 ypg)
- Saw action in 12 games (four starts) during his 2021 rookie campaign after missing the first five weeks of the season with a groin injury…Totaled 46 receptions for 515 yards and 1 TD, helping the Ravens produce the NFL's sixth-ranked offense (378.8 ypg)…His 42.9 receiving ypg average ranks third on the Ravens' all-time rookie chart
- On 12/12/21 at Cle., posted a then-career-high 7 receptions for 103 yards, marking his first-career 100-yard outing…Made a 30-plus-yard grab on both of Baltimore's TD drives

— PERSONAL —

- Following the 2020 murder of George Floyd, changed his jersey number from 13 to 0, which he explained represented zero tolerance for racism...Now wears No. 7, which is his mother's favorite number...Wore No. 12 as a rookie in 2021
- Is committed to using his NFL platform to advocate for social justice reform and to help end racism
- Looks up to and tries to emulate his game after NFL wideouts Odell Beckham Jr. and D.K. Metcalf

RASHOD BATEMAN'S NFL REGULAR SEASON RUSHING/RECEIVING STATISTICS

				RECEIVING					RUSHING				
DATE	TEAM	GP	GS	NO.	YDS.	AVG.	LG	TD	NO.	YDS.	AVG.	LG	TD
2021	Ravens	12	4	46	515	11.2	36	1	0	0	0.0	0	0
2022	Ravens	6	5	15	285	19.0	75t	2	0	0	0.0	0	0
2023	Ravens	16	12	32	367	11.5	29	1	1	18	18.0	18	0
2024	Ravens	17	14	45	756	16.8	59	9	0	0	0.0	0	0
2025	Ravens	13	12	19	224	11.8	36	2	0	0	0.0	0	0
2026	Ravens	1	1	0	0	0.0	0	0	0	0	0.0	0	0
NFL TOTALS		**65**	**48**	**157**	**2,147**	**13.7**	**75T**	**15**	**1**	**18**	**18.0**	**18**	**0**

RASHOD BATEMAN'S NFL POSTSEASON RUSHING/RECEIVING STATISTICS

				RECEIVING					RUSHING				
DATE	TEAM	GP	GS	NO.	YDS.	AVG.	LG	TD	NO.	YDS.	AVG.	LG	TD
2022	Ravens	0	0	0	0	0.0	0	0	0	0	0.0	0	0
2023	Ravens	2	2	4	41	10.3	21	0	0	0	0.0	0	0
2024	Ravens	2	2	6	90	15.0	42	2	0	0	0.0	0	0
NFL TOTALS		**4**	**4**	**10**	**131**	**13.1**	**42**	**2**	**0**	**0**	**0.0**	**0**	**0**

7 RASHOD BATEMAN

RASHOD BATEMAN'S SINGLE-GAME HIGHS: RUSHING/RECEIVING

Rush Attempts	1 at Arizona Cardinals, Oct 29, 2023	**Longest Receptions**	75t vs. Miami Dolphins, Sep 18, 2022
Rushing Yards	18 at Arizona Cardinals, Oct 29, 2023	**Receiving TDs**	2 at New York Giants, Dec 15, 2024
Longest Runs	18 at Arizona Cardinals, Oct 29, 2023	**All-Purpose Yards**	121 at Tampa Bay Buccaneers, Oct 21, 2024
Receptions	7 vs. Los Angeles Rams, Jan 02, 2022	**Most TDs**	2 at New York Giants, Dec 15, 2024
	...1 more at 7.	**Miscellaneous Tackles**	1 at Tennessee Titans, Oct 15, 2023
Receiving Yards	121 at Tampa Bay Buccaneers, Oct 21, 2024	**Scrimmage Yards**	121 at Tampa Bay Buccaneers, Oct 21, 2024
Receiving Average	30.3 at Tampa Bay Buccaneers, Oct 21, 2024		

RASHOD BATEMAN'S SINGLE-GAME HIGHS - POSTSEASON: RECEIVING

Receptions	4 at Buffalo Bills, Jan 19, 2025	**Longest Receptions**	42 at Buffalo Bills, Jan 19, 2025
Receiving Yards	66 at Buffalo Bills, Jan 19, 2025	**All-Purpose Yards**	66 at Buffalo Bills, Jan 19, 2025
Receiving Average	16.5 at Buffalo Bills, Jan 19, 2025	**Most TDs**	1 at Buffalo Bills, Jan 19, 2025
			...1 more at 1.

RASHOD BATEMAN'S 100-YARD RECEIVING GAMES (3): REGULAR SEASON

DATE	TEAM	NO.	YDS.	AVG.	LG	TD
12/12/21	at Browns	7	103	14.7	36	0
09/18/22	DOLPHINS	4	108	27.0	75t	1
10/21/24	at Buccaneers	4	121	30.3	59	1

RASHOD BATEMAN'S 2026 GXG REGULAR-SEASON STATISTICS (RAVENS)

			RECEIVING					RUSHING						
DATE	OPPONENT	P/S	NO.	YDS.	AVG.	LG	TD	NO.	YDS.	AVG.	LG	TD	W/L	SCORE
09/13	at Colts	S	0	0	0.0	0	0	0	0	0.0	0	0	W	41-23
2026 TOTALS		**1-1**	**0**	**0**	**0.0**	**0**	**0**	**0**	**0**	**0.0**	**0**	**0**	**1-0**	

99 RAYSHAUN BENNY

DL

6-3 | 305

COLLEGE: MICHIGAN

AGE: 24 HOMETOWN: DETROIT, MI

EXP. (NFL/RAVENS): ROOKIE GP/GS (PLAYOFFS): 0/0

— KEY TRANSACTIONS —

- Waived by Baltimore on 8/30/26 and signed to the practice squad on 8/31/26
- Rayshaun Benny was selected by the Ravens in the seventh round (250th overall) of the 2026 NFL Draft...Was the first of two Ravens draft picks (G Evan Beerntsen, 253rd) in the round

— COLLEGE HONORS —

- Third-team All-Big Ten honors (2025)
- Woodley-Graham Award recipient (given to the team's top DL) (2025)

— COLLEGE HIGHLIGHTS —

- Played in 54 games (16 starts) over five seasons (2021-25) at Michigan, totaling 107 tackles (53 solo), 4 sacks, 12 TFL, 5 PD, 1 FF and 1 FR
- Developed under now-Ravens' defensive line coach Lou Esposito, who was his position coach at Michigan, as well as head coach Jesse Minter, who was the Wolverines' defensive coordinator from 2022-23
- Helped Michigan to a CFP National Championship in 2023, serving as an honorary captain

— PERSONAL —

- Raised by his mother, Regina McCain
- Did not play organized football until eighth grade

— NOTE THE QUOTE —

"We like Rayshaun's frame and his skillset. He's a guy that can play 5-tech and 3-tech. He's a physical guy who has long arms and really has a good 5-tech body, which is tough to find. He's a strong run defender, and he fits us. He fits our mentality, and he knows our defense, and he's a plug-and-play guy coming in right out of the gates."

— EVP & GM Eric DeCosta

RAYSHAUN BENNY'S NFL REGULAR SEASON DEFENSIVE STATISTICS

				TACKLES								INTERCEPTIONS					FUMBLES				ST					MISC	
DATE	TEAM	GP	GS	TK	S	A	TFL	YDS	SK	YDS	QBH	NO	YDS	LG	TD	PD	FF	FR	TD	YDS	TK	S	A	FF	FR	S	A
2026	Ravens	0	0	0	0	0	0	0	0.0	0.0	0	0	0	0	0	0	0	0	0	0	0	0	0	0	0	0	0
NFL TOTALS		**0**	**0**	**0**	**0**	**0**	**0**	**0**	**0.0**	**0.0**	**0**	**0**	**0**	**0**	**0**	**0**	**0**	**0**	**0**	**0**	**0**	**0**	**0**	**0**	**0**	**0**	**0**

RAYSHAUN BENNY'S 2026 GXG REGULAR-SEASON STATISTICS (RAVENS)

			TACKLES								INTERCEPTIONS					FUMBLES				ST					MISC			
DATE	OPPONENT	P/S	TK	S	A	SK	YDS	TFL	YDS	QBH	NO	YDS	LG	TD	PD	FF	FR	TD	YDS	TK	S	A	FF	FR	S	A	W/L	SCORE
09/13	at Colts		PRACTICE SQUAD																								W	41-23
2026 TOTALS			**0**	**0**	**0**	**0.0**	**0.0**	**0**	**0**	**0**	**0**	**0**	**0**	**0**	**0**	**0**	**0**	**0**	**0**	**0**	**0**	**0**	**0**	**0**	**0**	**0**	**1-0**	

40 TEDDYE BUCHANAN

ILB

6-2 | 240

COLLEGE: CALIFORNIA

AGE: 23 HOMETOWN: SAN FRANCISCO, CA

EXP. (NFL/RAVENS): 2/2 GP/GS (PLAYOFFS): 14/13

— KEY TRANSACTIONS —

- Passed physical and removed from Physically Unable to Perform (PUP) list on 8/14/26
- Placed on the Reserve/Physically Unable to Perform (PUP) list on 7/25/26
- Placed on Injured Reserve on 12/20/25
- Teddye Buchanan was selected by the Ravens in the fourth round (129th overall) of the 2025 NFL Draft

— HONORS —

- *PFWA* All-Rookie Team (2025)
- NFL Defensive Rookie of the Month (October 2025)

— CAREER HIGHLIGHTS —

- Played in 14 games (13 starts) as a rookie in 2025, recording 85 tackles (45 solo), a half-sack, 5 TFL, 2 QBHs and 1 PD, while adding 8 ST tackles (4 solo) and 1 ST FF, before being placed on Injured Reserve (knee)…Earned 2025 PFWA All-Rookie Team honors and was named NFL Defensive Rookie of the Month (October 2025)…Became the second Ravens rookie (C.J. Mosley vs. Ind. 10/5/14) to post 15 tackles in a game (vs. Hou. 10/5/25)…Helped Baltimore's defense rank No. 3 in defensive total rush EPA (52.3), No. 5 in goal-to-go defense (64.7%) and No. 6 in red zone TD efficiency (50.8%)

— PERSONAL —

- Enjoys drawing and is a talented artist…Graduated from UC Davis with a design degree
- Earned his business certificate at Cal
- Also enjoys hiking and cooking in his free time
- Worked with Reps for Rare Diseases as part of the Uplifting Athletes' program at the NFL Combine, which allows NFL prospects an opportunity to give back to the rare disease community (2025)
- Younger brother, Tobey Weydemuller, was a freshman DB at Cal with Buchanan (2024)

TEDDYE BUCHANAN'S NFL REGULAR SEASON DEFENSIVE STATISTICS

				TACKLES								INTERCEPTIONS					FUMBLES				ST					MISC	
DATE	TEAM	GP	GS	TK	S	A	TFL	YDS	SK	YDS	QBH	NO	YDS	LG	TD	PD	FF	FR	TD	YDS	TK	S	A	FF	FR	S	A
2025	Ravens	14	13	85	45	40	5	16	0.5	2.5	2	0	0	0	0	1	0	0	0	0	8	4	4	1	0	0	0
2026	Ravens	0	0	0	0	0	0	0	0.0	0.0	0	0	0	0	0	0	0	0	0	0	0	0	0	0	0	0	0
NFL TOTALS		**14**	**13**	**85**	**45**	**40**	**5**	**16**	**0.5**	**2.5**	**2**	**0**	**0**	**0**	**0**	**1**	**0**	**0**	**0**	**0**	**8**	**4**	**4**	**1**	**0**	**0**	**0**

TEDDYE BUCHANAN'S SINGLE-GAME HIGHS: DEFENSIVE

Total Tackles	15 vs. Houston Texans, Oct 05, 2025	**Tackles For Loss**	2 vs. Chicago Bears, Oct 26, 2025
Solo Tackles	8 vs. Houston Texans, Oct 05, 2025	**Special Teams Tackles**	2 vs. Pittsburgh Steelers, Dec 07, 2025
Sacks	0.5 vs. Los Angeles Rams, Oct 12, 2025		...1 more at 2.
Passes Defensed	1 at Cleveland Browns, Nov 16, 2025	**Special Teams Forced Fumbles**	1 at Minnesota Vikings, Nov 09, 2025

TEDDYE BUCHANAN'S 2026 GXG REGULAR-SEASON STATISTICS (RAVENS)

			TACKLES								INTERCEPTIONS					FUMBLES				ST					MISC			
DATE	OPPONENT	P/S	TK	S	A	SK	YDS	TFL	YDS	QBH	NO	YDS	LG	TD	PD	FF	FR	TD	YDS	TK	S	A	FF	FR	S	A	W/L	SCORE
09/13	at Colts		ON INACTIVE LIST																								W	41-23
2026 TOTALS			**0**	**0**	**0**	**0.0**	**0.0**	**0**	**0**	**0**	**0**	**0**	**0**	**0**	**0**	**0**	**0**	**0**	**0**	**0**	**0**	**0**	**0**	**0**	**0**	**0**	**1-0**	

97 ETHAN BURKE

OLB

6-6 | 267

COLLEGE: TEXAS

AGE: 23 HOMETOWN: AUSTIN, TX

EXP. (NFL/RAVENS): ROOKIE GP/GS (PLAYOFFS): 1/0

— KEY TRANSACTIONS —

- Signed with the Ravens as an undrafted rookie free agent on 4/30/26

— COLLEGE —

- Featured in 52 career games (17 starts) across four seasons at Texas (2022-25), totaling 114 tackles (60 solo), including 26.5 TFL, 10.5 sacks, 2 FFs, 1 FR, 1 INT, 5 PD and 2 blocked kicks
- Played in 12 games (seven starts) in 2025, collecting 40 tackles (17 solo), including 7 TFL, 3 sacks, 1 FF, 1 PD and 2 blocked kicks…Recorded a career-high 9 tackles (3 solo) vs. Texas A&M (11/28)…Logged 6 tackles (2 solo) and 1 QBH vs. Arkansas (11/22)…Recorded 3 TFL and 2 sacks vs. Vanderbilt (11/1)…Posted 7 tackles (3 solo) at Mississippi State (10/25), including a strip sack for a 31-yard loss…Added 1 TFL and 1 blocked FGA…Credited with 5 tackles (1 solo) vs. UTEP (9/13)…Registered 2 solo tackles and 1 QBH vs. San Jose State (9/6)…Credited with 4 tackles at Ohio State (8/30)
- Saw action in all 16 games in 2024, posting 27 tackles (17 solo), including 9 TFL, 2 sacks, 1 INT-TD, 4 PD and 1 blocked FGA…Blocked a 36-yard FGA in the CFP Quarterfinal vs. Arizona State (1/1)…Credited with 1.5 TFL vs. Clemson (12/21)…Set a season high with 4 tackles at Texas A&M (11/30)…Returned an INT 30 yards for a TD vs. UTSA (9/14)
- Played in 13 games (nine starts) in 2023, registering 41 tackles (20 solo), including 9 TFL, a team-leading 5.5 sacks, 1 FF and 1 FR…Earned honorable mention All-Big 12…Recorded 6 tackles in the CFP semifinal vs. Washington (1/1/24)…Notched 1 FR vs. Oklahoma State in the Big 12 Championship Game (12/2)…Collected 2 tackles (1 solo), a half-sack and 1 QBH at Iowa State (11/18)…Made 4 tackles (2 solo) and 1.5 TFL at TCU (11/11)…Posted solo 3 tackles, including 2 sacks, vs. Kansas State (11/4)…Tallied 4 tackles (1 solo) and 1 sack at Houston (10/21)…Registered a career-high 6 tackles (3 solo) and 0.5 TFL vs. Oklahoma (10/7)…Posted solo 4 tackles, including 2 TFL, and 1 sack at Alabama (9/9)
- Saw action in 11 games as a freshman in 2022, totaling 6 tackles (5 solo) and 1.5 TFL…Recorded solo 1 tackle and his first-career TFL vs. Oklahoma (10/8)…Registered 1 solo tackle and 1 QBH vs. UTSA (9/17)…Made 3 tackles (2 solo) and 0.5 TFL vs. ULM (9/3)

— HIGH SCHOOL/PERSONAL —

- Played at Westlake (Austin, TX) HS…Joined the football program as a sophomore after lacrosse was his first sport
- Grew up in the Baltimore area…Family later relocated to the San Diego area before moving to Austin, TX
- Missed the first half of his junior season with a broken collarbone suffered while playing lacrosse…Returned for Westlake's state championship run and recorded 2 sacks vs. now-Miami Dolphins QB Quinn Ewers in the 2020 state title game
- Named Defensive MVP of District 26-6A and first-team All-District as a senior…Helped Westlake to a 16-0 record and the 6A Division II state championship in 2021

— 2026 SEASON HIGHLIGHTS —

- Made his NFL debut in the 41-23 victory at Ind. (9/13)

ETHAN BURKE'S NFL REGULAR SEASON DEFENSIVE STATISTICS

				TACKLES								INTERCEPTIONS					FUMBLES				ST					MISC	
DATE	TEAM	GP	GS	TK	S	A	TFL	YDS	SK	YDS	QBH	NO	YDS	LG	TD	PD	FF	FR	TD	YDS	TK	S	A	FF	FR	S	A
2026	Ravens	1	0	0	0	0	0	0	0.0	0.0	0	0	0	0	0	0	0	0	0	0	0	0	0	0	0	0	0
NFL TOTALS		**1**	**0**	**0**	**0**	**0**	**0**	**0**	**0.0**	**0.0**	**0**	**0**	**0**	**0**	**0**	**0**	**0**	**0**	**0**	**0**	**0**	**0**	**0**	**0**	**0**	**0**	**0**

ETHAN BURKE'S 2026 GXG REGULAR-SEASON STATISTICS (RAVENS)

			TACKLES								INTERCEPTIONS					FUMBLES				ST					MISC			
DATE	OPPONENT	P/S	TK	S	A	SK	YDS	TFL	YDS	QBH	NO	YDS	LG	TD	PD	FF	FR	TD	YDS	TK	S	A	FF	FR	S	A	W/L	SCORE
09/13	at Colts	P	0	0	0	0.0	0.0	0	0	0	0	0	0	0	0	0	0	0	0	0	0	0	0	0	0	0	W	41-23
2026 TOTALS		**1-0**	**0**	**0**	**0**	**0.0**	**0.0**	**0**	**0**	**0**	**0**	**0**	**0**	**0**	**0**	**0**	**0**	**0**	**0**	**0**	**0**	**0**	**0**	**0**	**0**	**0**	**1-0**	

93 CALAIS CAMPBELL

PRO BOWL

DL

6-8 | 307

COLLEGE: MIAMI (FL)

AGE: 40 HOMETOWN: DENVER, CO

EXP. (NFL/RAVENS): 19/4 GP/GS (PLAYOFFS): 279/260 (15/10)

— KEY TRANSACTIONS —

- Signed a one-year contract with the Ravens on 5/6/26
- Signed a one-year contract with Arizona on 4/10/25
- Signed a one-year contract with Miami on 6/18/24
- Signed a one-year contract with Atlanta on 3/29/23
- Released by the Ravens on 3/13/23
- Re-signed (two-year deal) with the Ravens on 4/9/22
- Signed a one-year contract extension (through 2021) with the Ravens on 3/21/20
- Acquired by Baltimore from the Jacksonville Jaguars on 3/19/20 in exchange for a 2020 fifth-round draft choice
- Signed with Jacksonville as an unrestricted free agent (Ari.) on 3/10/17
- Re-signed with the Cardinals on 5/10/12
- Originally selected by the Arizona Cardinals in the second round (50th overall) of the 2008 NFL Draft

— HONORS —

- Six-time Pro Bowler (2014-15, 2017-20)
- Walter Payton NFL Man of the Year (2019)
- NFL All-Decade Team (2010s)
- Six-time team captain (2014-15, 2018-19, 2024-25)
- Don Shula Leadership Award (2024)
- NFLPA Alan Page Community Award (2023)
- Art Rooney Sportsmanship Award (2022)
- AFC Special Teams Player of the Week (Week 14, 2022)
- Bart Starr Award (2019)
- *PFWA* All-AFC Team (2019)
- Pro Bowl Defensive MVP Award (2019)
- Three-time AFC Defensive Player of the Week (Week 6, 2020; Week 3, 2019; Week 1, 2017)
- Four-time NFLPA Community MVP (Oct. 2023; Oct. 2019; Oct. 2016; Nov. 2014)
- *PFWA* and *Sporting News* Defensive Player of the Year (2017)
- NFL 101 Awards AFC Defensive Player of the Year (2017)
- *AP* first-team All-Pro as a DE (2017)
- *AP* second-team All-Pro as a DT (2016-17)
- Pop Warner Humanitarian Award (2015)
- *AP* second-team All-Pro as a DE (2014)
- NFC Defensive Player of the Week (Week 2, 2012)
- NFC Special Teams Player of the Week (Week 2, 2009)

— CAREER HIGHLIGHTS —

- Has more seasons played (18) than games missed (15) in his career, with a total of 260 starts over 279 games played, which are the third-most games played by a defensive lineman in NFL history, tied with Hall of Famer Bruce Smith (279) and trailing only Jim Marshall (282)…His 260 starts lead all active players...Has also appeared in 15 postseason contests (10 starts)
- Owns 953 career tackles (No. 1 among NFL defensive linemen since 1994), including 117 sacks (tied - No. 4 among active players; tied - No. 25 all-time), 196 TFL (No. 1 among active players), 282 QBHs (No. 1 among active players) and 65 PD (No. 3 among active defensive linemen), while also producing 18 FFs, 13 FRs, 3 FR-TDs and 3 INTs…His 10 blocked FGAs and 11 total blocked kicks (10 FGAs, 1 PAT) lead all active players
- In his 2025 return to Arizona, started all 17 games and posted 43 tackles (23 solo), 6.5 sacks, 9 TFL, 16 QBHs, 2 PD and 2 blocked kicks…Marked his 15th season with at least 5 sacks, joining Hall of Famers Julius Peppers, Bruce Smith and Reggie White as one of just four players in NFL history to reach that threshold…Logged two multi-sack games, joining Smith as the only two players in NFL history with multiple such games at age 39 or older
- Started all 17 games for Miami in 2024, finishing with 52 tackles (35 solo), 5 sacks, 12 QBHs, 12 TFL, 5 PD and 1 FF…Named a team captain and earned the Don Shula Leadership Award
- Started all 17 games in his lone season in Atlanta (2023), notching 56 tackles (32 solo), including 6.5 sacks, 1 PD, 1 FF and 1 FR…Won the NFLPA Alan Page Community Award, which recognizes players who go above and beyond to perform community service in their hometown and team city
- In 2022, started all 14 games he appeared in, registering 5.5 sacks (most as a Raven), 14 QBHs and 2 FFs…His sack at Jax. (11/27/22) marked the 99th of his career…Added his ninth-career blocked FGA to preserve Baltimore's lead in the 16-14 win at Pit. (12/11/22)…Helped Baltimore's defense rank in the Top 5 in four categories: No. 3 in points allowed per game (18.5), No. 3 in defensive red zone TD% (46.4), No. 3 in rushing yards per game (92.1) and No. 4 in third-down efficiency (34.9%)
- Earning his sixth-overall and fourth-consecutive Pro Bowl nod in 2020, Campbell started all 12 games in which he appeared, producing 28 tackles, 4 sacks, 10 QBHs, 5 TFL and 6 PD for the NFL's No. 2 scoring defense (18.9 ppg) and No. 2 third-down defense (34.0%)

93 CALAIS CAMPBELL

- Started all 16 games and was selected as a defensive captain by his Jacksonville teammates in 2018…Set a single-season career high with 20 TFL, tied a career high with 72 tackles (53 solo) and led the team with 10.5 sacks (-73.5 yards), becoming the first player in Jaguars history to record double-digit sacks in consecutive seasons…Named to his fourth-overall and second-consecutive Pro Bowl
- Started all 16 games and totaled 67 tackles (47 solo), 14.5 sacks, 14 TFL, 3 PD, 3 FFs and 1 FR for the league's best pass defense (169.9 ypg.) with Jax. in 2017…His career-best 14.5 sacks were the second most in the NFL and broke the Jaguars' single-season team record established in 1999 (Tony Brackens, 12)…Named to his third-career Pro Bowl and earned *AP* All-Pro recognition as a DE and DT…Also named the PFWA Defensive Player of the Year
- With Arizona in 2016, started 16 games for the second-consecutive season and fourth time in his career…Totaled 53 tackles (34 solo), 12 TFL and 8 sacks for a Cardinals' defense that led the league in sacks (48.0) and allowed the second-lowest yards per game average in the NFL (305.2 ypg)…Added 2 FFs, a career-high 3 FRs, 1 INT and 6 PD…Returned 1 FR for a TD, reaching the end zone for the first time in his career
- Saw action in all 16 regular season games and four postseason contests, including Super Bowl XLIII, in his 2008 rookie campaign with Arizona

— PERSONAL —

- Grew up in a household of 10 (five brothers, two sisters)
- While in seventh grade, both his parents lost their jobs as accountants, and the family lived out of a homeless shelter for eight months
- His younger brother, Jared, played safety at Miami (FL) and spent time with the Cardinals during training camp in 2011...His brother, Raj, played football at Butte and Orange County Junior Colleges and was a WR at Adams State…His brother, Severin, played football at the University of Montana
- In 2007, graduated with a degree in sociology from the University of Miami (FL)

— 2026 SEASON HIGHLIGHTS —

- Registered 2 tackles in his 260th career start in the 41-23 victory at Ind. (9/13), joining Jim Marshall (272) and Pro Football Hall of Famer Bruce Smith (267) as the only D-linemen in NFL history to register at least 260 games started

CALAIS CAMPBELL'S NFL REGULAR SEASON DEFENSIVE STATISTICS

				TACKLES								INTERCEPTIONS					FUMBLES				ST					MISC	
DATE	TEAM	GP	GS	TK	S	A	TFL	YDS	SK	YDS	QBH	NO	YDS	LG	TD	PD	FF	FR	TD	YDS	TK	S	A	FF	FR	S	A
2008	Cardinals	16	0	21	17	4	2	2	0.0	0.0	1	0	0	0	0	1	1	0	0	0	8	7	1	0	0	0	0
2009	Cardinals	16	15	46	35	11	8	0	7.0	50.5	14	0	0	0	0	5	1	0	0	0	1	1	0	0	0	0	0
2010	Cardinals	15	15	60	46	14	13	0	6.0	49.0	7	0	0	0	0	2	0	1	0	0	0	0	0	0	0	0	0
2011	Cardinals	16	16	72	53	19	13	0	8.0	64.0	17	1	0	0	0	10	2	1	0	0	0	0	0	0	0	0	0
2012	Cardinals	13	12	63	50	13	13	0	6.5	28.0	12	0	0	0	0	6	0	0	0	0	0	0	0	0	0	0	0
2013	Cardinals	16	16	58	45	13	14	55	9.0	52.5	21	0	0	0	0	6	1	2	0	2	0	0	0	0	0	0	0
2014	Cardinals	14	14	58	48	10	16	64	7.0	50.0	11	1	23	23	0	3	1	0	0	0	0	0	0	0	0	0	0
2015	Cardinals	16	16	61	46	15	16	59	5.0	36.5	20	0	0	0	0	3	0	1	0	0	0	0	0	0	0	0	0
2016	Cardinals	16	16	53	34	19	12	61	8.0	67.5	21	1	1	1	0	6	2	3	1	53	0	0	0	0	0	0	0
2017	Jaguars	16	16	67	47	20	14	80	14.5	96.0	30	0	0	0	0	3	3	1	1	10	0	0	0	0	0	0	0
2018	Jaguars	16	16	72	53	19	20	89	10.5	73.5	22	0	0	0	0	2	1	1	0	0	0	0	0	0	0	0	0
2019	Jaguars	16	16	56	37	19	10	57	6.5	47.0	25	0	0	0	0	1	2	1	1	8	0	0	0	0	0	0	0
2020	Ravens	12	12	28	18	10	5	29	4.0	27.5	10	0	0	0	0	6	0	0	0	0	0	0	0	0	0	0	0
2021	Ravens	15	14	49	29	20	5	8	1.5	3.5	12	0	0	0	0	1	0	1	0	0	0	0	0	0	0	0	0
2022	Ravens	14	14	36	18	18	4	25	5.5	48.5	14	0	0	0	0	2	2	0	0	0	0	0	0	0	0	0	0
2023	Falcons	17	17	56	32	24	10	35	6.5	29.0	17	0	0	0	0	1	1	1	0	0	0	0	0	0	0	0	0
2024	Dolphins	17	17	52	35	17	12	52	5.0	40.0	12	0	0	0	0	5	1	0	0	0	0	0	0	0	0	0	0
2025	Cardinals	17	17	43	23	20	9	55	6.5	50.0	16	0	0	0	0	2	0	0	0	0	0	0	0	0	0	0	0
2026	Ravens	1	1	2	0	2	0	0	0.0	0.0	0	0	0	0	0	0	0	0	0	0	0	0	0	0	0	0	0
NFL TOTALS		**279**	**260**	**953**	**666**	**287**	**196**	**671**	**117.0**	**813.0**	**282**	**3**	**24**	**23**	**0**	**65**	**18**	**13**	**3**	**73**	**9**	**8**	**1**	**0**	**0**	**0**	**0**

CALAIS CAMPBELL'S NFL POSTSEASON DEFENSIVE STATISTICS

				TACKLES								INTERCEPTIONS					FUMBLES				ST					MISC	
DATE	TEAM	GP	GS	TK	S	A	TFL	YDS	SK	YDS	QBH	NO	YDS	LG	TD	PD	FF	FR	TD	YDS	TK	S	A	FF	FR	S	A
2008	Cardinals	4	0	4	3	1	0	0	0.0	0.0	0	0	0	0	0	1	0	0	0	0	4	4	0	0	0	0	0
2009	Cardinals	2	1	5	5	0	0	0	0.0	0.0	2	0	0	0	0	0	0	0	0	0	0	0	0	0	0	0	0
2014	Cardinals	1	1	4	0	4	0	0	0.0	0.0	1	0	0	0	0	0	0	0	0	0	0	0	0	0	0	0	0
2015	Cardinals	2	2	5	1	4	0	0	0.0	0.0	0	0	0	0	0	1	0	0	0	0	0	0	0	0	0	0	0
2017	Jaguars	3	3	11	7	4	0	0	0.0	0.0	4	0	0	0	0	0	0	0	0	0	0	0	0	0	0	0	0
2020	Ravens	2	2	4	1	3	0	0	0.0	0.0	1	0	0	0	0	1	0	0	0	0	0	0	0	0	0	0	0
2022	Ravens	1	1	2	1	1	0	0	0.0	0.0	1	0	0	0	0	0	0	0	0	0	0	0	0	0	0	0	0
NFL TOTALS		**15**	**10**	**35**	**18**	**17**	**0**	**0**	**0.0**	**0.0**	**9**	**0**	**0**	**0**	**0**	**3**	**0**	**0**	**0**	**0**	**4**	**4**	**0**	**0**	**0**	**0**	**0**

93 CALAIS CAMPBELL

CALAIS CAMPBELL'S SINGLE-GAME HIGHS: DEFENSIVE

Total Tackles 11 vs. St. Louis Rams, Oct 04, 2015
...1 more at 11.
Solo Tackles 10 vs. St. Louis Rams, Oct 04, 2015
...1 more at 10.
Sacks 4.0 at Houston Texans, Sep 10, 2017
Passes Defensed 3 vs. Cleveland Browns, Sep 13, 2020
Forced Fumbles 1 at Tampa Bay Buccaneers, Oct 22, 2023
...16 more at 1.
Fumble Recoveries 1 at Chicago Bears, Nov 21, 2021
...11 more at 1.
Tackles For Loss 4 at Philadelphia Eagles, Oct 18, 2020
...4 more at 4.
Interceptions 1 at San Francisco 49ers, Oct 06, 2016
...2 more at 1.
Interception Return Yards 23 at Denver Broncos, Oct 05, 2014
Safeties 1 vs. Minnesota Vikings, Nov 05, 2023
...2 more at 1.
Special Teams Tackles 2 at Seattle Seahawks, Nov 16, 2008
Blocked Field Goals 1 at Houston Texans, Dec 14, 2025
...9 more at 1.
Blocked Extra Points 1 vs. Atlanta Falcons, Dec 21, 2025
Longest Opp Fumble Return 53 vs. New Orleans Saints, Dec 18, 2016

CALAIS CAMPBELL'S SINGLE-GAME HIGHS - POSTSEASON: DEFENSIVE

Total Tackles 6 vs. Buffalo Bills, Jan 07, 2018
Solo Tackles 3 vs. Buffalo Bills, Jan 07, 2018
...1 more at 3.
Passes Defensed 1 at Buffalo Bills, Jan 16, 2021
...2 more at 1.
Special Teams Tackles 1 vs. Pittsburgh Steelers, Feb 01, 2009
...3 more at 1.

CALAIS CAMPBELL'S 2026 GXG REGULAR-SEASON STATISTICS (RAVENS)

			TACKLES								INTERCEPTIONS					FUMBLES				ST					MISC			
DATE	OPPONENT	P/S	TK	S	A	SK	YDS	TFL	YDS	QBH	NO	YDS	LG	TD	PD	FF	FR	TD	YDS	TK	S	A	FF	FR	S	A	W/L	SCORE
09/13	at Colts	S	2	0	2	0.0	0.0	0	0	0	0	0	0	0	0	0	0	0	0	0	0	0	0	0	0	0	W	41-23
2026 TOTALS		**1-1**	**2**	**0**	**2**	**0.0**	**0.0**	**0**	**0**	**0**	**0**	**0**	**0**	**0**	**0**	**0**	**0**	**0**	**0**	**0**	**0**	**0**	**0**	**0**	**0**	**0**	**1-0**	

85 JOSH CUEVAS

TE

6-3 | 246

COLLEGE: ALABAMA

AGE: 23 HOMETOWN: WINTER PARK, FL

EXP. (NFL/RAVENS): ROOKIE GP/GS (PLAYOFFS): 1/0

— KEY TRANSACTIONS —

- Josh Cuevas was selected by the Ravens in the fifth round (173rd overall) of the 2026 NFL Draft…Was the second of three Ravens draft picks in the round (CB Chandler Rivers & RB Adam Randall)

— COLLEGE HONORS —

- Selected to the Mackey Award Watch List, presented each year to the nation's top tight end (2025)
- Named to the Hispanic College Football Player of the Year Watch List (2025)
- Third-team All-Big Sky at Cal Poly (2022)

— COLLEGE HIGHLIGHTS —

- Spent his final two collegiate years (2024-25) at Alabama, playing in 25 games at TE…Totaled 53 receptions for 629 yards and 5 TDs over two seasons with the Crimson Tide
- Played in 12 games (11 starts), catching 37 passes for 411 yards and 4 TDs in 2025 for the Crimson Tide…Missed Alabama's final two regular season games and the SEC Championship vs. Georgia due to injury
- Appeared in 13 games, totaling 16 receptions for 218 yards and 1 TDs, while adding a key role in the rotation at tight end at Alabama (2024)…Notable performances included a TD against Georgia, 3 receptions for 54 yards against Wisconsin and a 31-yard TD in the bowl game against Michigan
- At Washington (2023), played in all 15 games at TE during his lone season with the Huskies, registering 4 receptions for 164 yards and a TD, while also playing special teams…Named the Huskies coaches' Special Teams Player of the Week following the win at No. 10 Oregon State
- While at Cal Poly in 2022, earned third-team All-Big Sky honors after catching 50 passes for 563 yards and 5 TDs...Posted at least 5 catches in six games

— PERSONAL —

- Graduated from Alabama (2025) with a bachelor's degree in human environmental science
- Was a three-sport athlete, also participating in baseball and basketball at Campbell Hall HS
- Lists scientific research, video games and traveling as hobbies
- **Name is pronounced: KWEV-ahs**

— NOTE THE QUOTE —

"Josh is a guy who does a lot of different things well. He runs good routes. He has good hands. He's a competitive blocker. He can align in different spots. We were very fortunate to get Josh at that point [in the draft]."

— EVP & GM Eric DeCosta

— 2026 SEASON HIGHLIGHTS —

- Made his NFL debut en route to a 41-23 win at Ind. (9/13), contributing to an offense that totaled 506 yards (324 passing & 202 rushing) and 5 TDs

JOSH CUEVAS' NFL REGULAR SEASON RUSHING/RECEIVING STATISTICS

				RECEIVING					RUSHING				
DATE	TEAM	GP	GS	NO.	YDS.	AVG.	LG	TD	NO.	YDS.	AVG.	LG	TD
2026	Ravens	1	0	0	0	0.0	0	0	0	0	0.0	0	0
NFL TOTALS		**1**	**0**	**0**	**0**	**0.0**	**0**	**0**	**0**	**0**	**0.0**	**0**	**0**

JOSH CUEVAS' NFL REGULAR SEASON RETURN STATISTICS

		KICKOFF RETURNS					PUNT RETURNS					
DATE	TEAM	RET.	YDS.	AVG.	LG	TD	NO.	FC	YDS.	AVG.	LG	TD
2026	Ravens	0	0	0.0	0	0	0	0	0	0.0	0	0
NFL TOTALS		**0**	**0**	**0.0**	**0**	**0**	**0**	**0**	**0**	**0.0**	**0**	**0**

JOSH CUEVAS' 2026 GXG REGULAR-SEASON STATISTICS (RAVENS)

			RECEIVING					RUSHING						
DATE	OPPONENT	P/S	NO.	YDS.	AVG.	LG	TD	NO.	YDS.	AVG.	LG	TD	W/L	SCORE
09/13	at Colts	P	0	0	0.0	0	0	0	0	0.0	0	0	W	41-23
2026 TOTALS		**1-0**	**0**	**0**	**0.0**	**0**	**0**	**0**	**0**	**0.0**	**0**	**0**	**1-0**	

30 RYAN ECKLEY

P

6-0 | 205

COLLEGE: MICHIGAN STATE

AGE: 22 HOMETOWN: LITHIA, FL

EXP. (NFL/RAVENS): ROOKIE GP/GS (PLAYOFFS): 1/0

— KEY TRANSACTIONS —

- Ryan Eckley was selected by the Ravens in the sixth round (211th overall) of the 2026 NFL Draft

— COLLEGE HONORS —

- Big Ten Eddleman-Fields Punter of the Year (2025)
- First-team All-Big Ten (2025)
- AFCA second-team All-American (2025)
- *ESPN* second-team All-American (2025)
- *AP* third-team All-American (2025)

— COLLEGE HIGHLIGHTS —

- Three-year letterwinner and four-year player with a career punting average of 47.6 yards per punt, which not only ranked No. 1 in Michigan State history, but also No. 1 in Big Ten history (previous: Tory Taylor of Iowa with 46.3-yard average from 2020-23)
- Led Big Ten in punting in 2024 (47.9 avg.) and 2025 (48.5 avg.)
- Finished his MSU career ranked No. 13 in punting yards (7,094) and punts (149)…Placed 34% of his punts inside the 20 (50 of 149) and had 27 punts downed inside the 10
- Registered 67 punts of 50-plus yards (45%) during his career
- Was a three-time All-Big Ten selection (first-team in 2025; second-team in 2023 and 2024)

— PERSONAL —

- Wore No. 3 throughout his college career as a tribute to the passing of his childhood best friend, Bradley Hulett, and the late Mike Sadler, who was a punting great at MSU
- Graduated with his bachelor's degree in kinesiology (2025)

— NOTE THE QUOTE —

"With Ryan, senior special teams coach Randy Brown scoured the country looking at punters, and this was his top guy. I think for us, it was just a matter of when we needed to take him. The nice thing about Ryan is not only is he an excellent punter, but he was probably the best holder in the 2026 draft, which is really important."

— EVP & GM Eric DeCosta

— 2026 SEASON HIGHLIGHTS —

- Booted 3 punts for 140 yards (46.7 avg.) in his NFL debut at Ind. (9/13), pinning all 3 inside the 20-yard line

RYAN ECKLEY'S NFL REGULAR SEASON PUNTING STATISTICS

DATE	TEAM	GP	NO.	YDS.	AVG.	OPP. RET.	YDS.	NET YDS.	AVG.	TB	IN20	LG	BK
2026	Ravens	1	3	140	46.7	0	0	140	46.7	0	3	53	0
NFL TOTALS		**1**	**3**	**140**	**46.7**	**0**	**0**	**140**	**46.7**	**0**	**3**	**53**	**0**

RYAN ECKLEY'S SINGLE-GAME HIGHS: PUNTER

Punts	3 at Indianapolis Colts, Sep 13, 2026	**Net Punting Yards**	140 at Indianapolis Colts, Sep 13, 2026
Gross Punting Yards	140 at Indianapolis Colts, Sep 13, 2026	**Net Punting Avg**	46.7 at Indianapolis Colts, Sep 13, 2026
Gross Punting Avg	46.7 at Indianapolis Colts, Sep 13, 2026	**Inside the 20**	3 at Indianapolis Colts, Sep 13, 2026

RYAN ECKLEY'S 2026 GXG REGULAR-SEASON STATISTICS (RAVENS)

DATE	OPPONENT		NO.	YDS.	AVG.	OPP. RET.	YDS.	NET YDS.	AVG	TB	IN20	LG	BK	W/L	SCORE
09/13	at Colts	P	3	140	46.7	0	0	140	46.7	0	3	53	0	W	41-23
2026 TOTALS		**1**	**3**	**140**	**46.7**	**0**	**0**	**140**	**46.7**	**0**	**3**	**53**	**0**	**1-0**	

62 CHUMA EDOGA

OL

6-4 | 315

COLLEGE: SOUTHERN CALIFORNIA

AGE: 29 HOMETOWN: ATLANTA, GA

EXP. (NFL/RAVENS): 8/1 GP/GS (PLAYOFFS): 61/25 (2/0)

CHUMA EDOGA'S NFL REGULAR SEASON STATISTICS

DATE	TEAM	GP	GS	
2019	Jets	8	8	
2020	Jets	11	4	
2021	Jets	4	0	
2022	Jets	0	0	
				Went from **N.Y. Jets** to **Atlanta**.
2022	Falcons	2	1	
2022	TOTAL	2	1	
2023	Cowboys	17	6	
2024	Cowboys	5	4	
2025	Jaguars	14	2	
2026	Jaguars	0	0	
NFL TOTALS		**61**	**25**	

CHUMA EDOGA'S NFL POSTSEASON STATISTICS

DATE	TEAM	GP	GS
2023	Cowboys	1	0
2025	Jaguars	1	0
NFL TOTALS		**2**	**0**

12 JOE FAGNANO

QB

6-3 | 230

COLLEGE: CONNECTICUT

AGE: 25 HOMETOWN: WILLIAMSPORT, PA

EXP. (NFL/RAVENS): ROOKIE GP/GS (PLAYOFFS): 0/0

— KEY TRANSACTIONS —

- Signed with the Ravens as an undrafted rookie free agent on 4/30/26

— COLLEGE —

- Played in 51 career games (45 starts) at Connecticut (2023-25) and Maine (2019-22), completing 884-of-1,426 passes for 10,907 yards, 94 TDs and 18 INTs, while adding 758 rushing yards and 9 rushing TDs on 322 carries…Finished as one of the most productive QBs in program history at both stops
- Put together one of the best seasons in UConn history in 2025, starting all 12 games and completing 285-of-413 passes for 3,448 yards, 28 TDs and 1 INT…Named a 2025 Heisman Trophy candidate and was a semifinalist for the Davey O'Brien Award…Won the *New England Football Writers Association* Season Gold Helmet and the Bulger Lowe Award…Selected as an All-New England performer…Finished as one of two FBS QBs with at least 210 dropbacks to throw fewer than 2 INTs…Logged 3 TDs, with career highs in passing yards (446) and completions (33) in the season finale at Florida Atlantic (11/22)…Passed for 362 yards and 4 TDs vs. Boston College (10/18)…Posted 346 yards and 2 TDs at Delaware (9/13)…Recorded 260 yards and 3 TDs, including an 80-yard TD pass vs. Central Connecticut State (8/30)
- Played in 10 games (six starts) in 2024, completing 120-of-206 passes for 1,631 yards and 20 TDs with 4 INTs…Named Wasabi Fenway Bowl MVP after passing for 151 yards and 2 TDs vs. North Carolina (12/28)…Threw for 181 yards and 3 TDs vs. Massachusetts (11/30)…Completed 27 passes for 228 yards and 2 TDs at Syracuse (11/23)…Passed for 272 yards and a TD vs. Temple (10/5)…Threw for a season-high 328 yards and matched a career-best 5 TDs, while also rushing for 1 TD vs. Merrimack (9/7)
- Transferred to UConn from Maine and was named the starter out of camp in 2023, making two appearances before a shoulder injury ended his season…Completed 18-of-35 passes for 173 yards and 1 INT…Passed for 113 yards vs. NC State (8/31)
- Started all 11 games in 2022, completing 208-of-364 passes for 2,231 yards, 15 TDs and 6 INTs, while rushing for 296 yards and 3 TDs…Threw a TD pass in all but one game…Recorded 202 yards and 1 TD in the regular season finale vs. UNH (11/19)…Posted a season-high 314 yards with 2 TDs at Stony Brook (10/22)
- Started all four games in 2021, completing 65-of-108 passes for 794 yards, 6 TDs and 2 INTs…Averaged 198.5 passing yards per game and posted a 136.6 QB efficiency rating, highest among all QBs that season…Finished second on the team with 782 yards of total offense…Finished the season with 2 TDs and 249 yards on 21-of-34 passing at UNH (11/20)…Posted his best performance vs. Delaware (9/2), throwing for 305 yards and 2 TDs
- Started all four games in the COVID-shortened 2020/spring 2021 season, registering 8 TDs and 795 yards on 67-of-116 passing, while also rushing for 2 TDs…Earned second-team All-CAA honors…Accounted for 5 total TDs at Stony Brook (3/20/21) with 4 passing TDs and 1 rushing TD…Threw for 249 yards and 4 passing TDs with a rushing TD vs. Albany (3/13/21)
- Threw for 1,835 yards and 17 TDs in eight games (six starts) as a true freshman in 2019, earning team Offensive Rookie of the Year and the *New England Football Writers* Gold Helmet Award…Notched 183 yards and 1 TD with 29 rushing yards in the season finale at UNH (11/23)…Logged fifth-consecutive multi-TD game, finishing with 2 TDs on 216 yards vs. URI (11/16)…Made his first collegiate start and registered 445 yards, 5 TDs and 1 INT on 25-of-37 passing at Liberty (10/19)

— HIGH SCHOOL/PERSONAL —

- Prepped at Williamsport (PA) HS…Garnered All-State and Wyoming Area Offensive Player of the Year honors as a junior, posting 2,460 yards and 37 total TDs…Finished his prep career with 4,059 passing yards and 59 total TDs…Participated in the East-West All-Star Game
- Born and raised in Williamsport, PA, by his parents, Philip and Patti…Philip played college baseball at South Florida and was drafted in the 39th round (995th overall) by the Philadelphia Phillies in 1987
- Gravitated toward baseball as a kid after growing up in the home of the Little League World Series, but started to focus on football once he entered high school
- Has two older brothers, Jacob and Jared, who both played football at Penn State…Jared also pitched for the Nittany Lions' baseball team
- **Name is pronounced: Fin-YAWN-oh**

12 JOE FAGNANO

JOE FAGNANO'S NFL REGULAR SEASON PASSING STATISTICS

DATE	TEAM	GP	GS	ATT.	CMP.	PCT.	YDS	AVG.	TD	INT.	LG	SK	LST	RATE
2026	Ravens	0	0	0	0	0.0	0	0.0	0	0	0	0	0	0.0
TOTALS		**0**	**0**	**0**	**0**	**0.0**	**0**	**0.0**	**0**	**0**	**0**	**0**	**0**	**0.0**

JOE FAGNANO'S NFL REGULAR SEASON RUSHING STATISTICS

DATE	TEAM	NO.	YDS.	AVG.	LG	TD
2026	Ravens	0	0	0.0	0	0
TOTALS		**0**	**0**	**0.0**	**0**	**0**

JOE FAGNANO'S NFL REGULAR SEASON PASSING/RUSHING STATISTICS

				PASSING											RUSHING				
DATE	TEAM	GP	GS	ATT.	CMP.	PCT.	YDS	AVG.	TD	INT.	LG	SK	LST	RATE	NO.	YDS.	AVG.	LG	TD
2026	Ravens	0	0	0	0	0.0	0	0.0	0	0	0	0	0	0.0	0	0	0.0	0	0
TOTALS		**0**	**0**	**0**	**0**	**0.0**	**0**	**0.0**	**0**	**0**	**0**	**0**	**0**	**0.0**	**0**	**0**	**0.0**	**0**	**0**

JOE FAGNANO'S 2026 GXG REGULAR-SEASON STATISTICS (RAVENS)

			PASSING											RUSHING					
DATE	OPPONENT	P/S	ATT	CMP	YDS	PCT	Y/A	Y/C	TD	INT	LG	SK/YD	RATE	ATT	YDS	LG	TD	W/L	SCORE
09/13	at Colts		ON INACTIVE LIST															W	41-23
2026 TOTALS		**0-0**	**0**	**0**	**0**	**0.0**	**0.0**	**0.0**	**0**	**0**	**0**	**0/0**	**0.0**	**0**	**0**	**0**	**0**	**1-0**	

4 ZAY FLOWERS

PRO BOWL

WR

5-9 | 186

COLLEGE: BOSTON COLLEGE

AGE: 26 HOMETOWN: FORT LAUDERDALE, FL

EXP. (NFL/RAVENS): 4/4 GP/GS (PLAYOFFS): 51/49 (2/2)

— KEY TRANSACTIONS —

- Signed a multi-year contract extension on 8/5/26
- Zay Flowers was selected by the Ravens in the first round (22nd overall) of the 2023 NFL Draft

— HONORS —

- Two-time Pro Bowler (2024-25)
- Pepsi Zero Sugar Rookie of the Week (Week 17, 2023)

— CAREER HIGHLIGHTS —

- Started all 17 games for the Ravens in 2025, tallying team highs and career bests in receptions (86) and receiving yards (1,211), to go along with 5 receiving TDs…Earned his second-consecutive Pro Bowl nod, ranking 11th in the NFL in receptions and seventh in receiving yards…Became the first Raven to notch multiple 1,000-yard campaigns within the first three seasons of an NFL career
- Tallied his 100th-career reception in his 21st-career game, becoming the fastest player in Ravens history (21 games) to reach the mark
- Tied WR Torrey Smith (19 games) as the fastest player in Ravens history to reach 1,000 career receiving yards
- Played in all 17 games (15 starts) in 2024, recording 74 receptions for 1,059 yards and 4 TDs, en route to his first-career Pro Bowl nod…Recorded five games with at least 100 receiving yards, tied for the most in the NFL and tied with Mark Andrews (2021) for the most such games in Ravens single-season history...Contributed to an offense that ranked No. 1 in the NFL in yards per game (424.9), yards per play (6.8 – third-best single-season mark in NFL history) and red zone efficiency (74.2%) and No. 3 in points per game (30.5), while setting a franchise single-season record with 7,224 net yards
- Started in 16 games in 2023, registering Ravens rookie records in catches (77) and receiving yards (858), while adding 6 total TDs (5 receiving and 1 rushing)…His Ravens rookie-record marks in catches (third) and receiving yards (fourth) each ranked Top 5 among 2023 first-year NFL WRs…Was one of six Ravens to eclipse 300 receiving yards, as Baltimore tied (Cincinnati, Detroit, Green Bay and Washington) for the NFL's most players reaching that mark…Contributed to an offense that ranked fourth in scoring (28.4 ppg) and No. 6 in total yards (370.4 ypg)

— PERSONAL —

- Xavien "Zay" Kevonn Flowers was the 11th of 14 children (10 boys and 4 girls) born to Willie Flowers and the late Jackie Walden
- Wears the No. 4 because he is the fourth youngest of 14 kids
- Attended University School (Fort Lauderdale, FL), where he played varsity HS football with Georgia RB Kenny McIntosh, who was selected in the seventh round of the 2023 NFL Draft by the Seattle Seahawks...During his senior year, Flowers also played with Brandon Inniss and Marcus Tate
- First fell in love with basketball and was a two-sport athlete in high school...Played alongside NBA players Scottie Barnes and Vernon Carey Jr., as well as Michigan basketball players, Jace and Jett Howard
- Received multiple NIL deals to transfer after his junior year, but stayed at Boston College for his senior year to become the first in his family to graduate from college
- Majored in communications at Boston College

— 2026 SEASON HIGHLIGHTS —

- Registered a career-high 150 yards on 5 receptions in the season-opening win at Ind. (9/13), all of which were recorded in the first half (left the game due to a hamstring injury)…His 150 yards are the second-most receiving yards in a first half in franchise history, trailing only Derrick Alexander's 166 (12/1/96 vs. Pit.)…With a 54-yard catch-and-run TD, he eclipsed 100 yards for the 10th time in his career, tying Mark Andrews and Mark Clayton for the most 100-yard receiving games in Ravens history…Four of his first-half receptions went for at least 15 yards (49, 17, 18 and 54 yards), tied with Steve Smith Sr. (9/20/15 at Oak.) for the most first-half explosive receptions by a Raven…It marked the first 150-yard receiving game by a Raven since Steve Smith Sr. on 9/27/15 vs. Cin.

4 ZAY FLOWERS

ZAY FLOWERS' NFL REGULAR SEASON RUSHING/RECEIVING STATISTICS

				RECEIVING					RUSHING				
DATE	TEAM	GP	GS	NO.	YDS.	AVG.	LG	TD	NO.	YDS.	AVG.	LG	TD
2023	Ravens	16	16	77	858	11.1	75t	5	8	56	7.0	37t	1
2024	Ravens	17	15	74	1,059	14.3	53t	4	9	56	6.2	19	0
2025	Ravens	17	17	86	1,211	14.1	64t	5	10	62	6.2	18t	1
2026	Ravens	1	1	5	150	30.0	54t	1	0	0	0.0	0	0
NFL TOTALS		**51**	**49**	**242**	**3,278**	**13.5**	**75T**	**15**	**27**	**174**	**6.4**	**37T**	**2**

ZAY FLOWERS' NFL POSTSEASON RUSHING/RECEIVING STATISTICS

				RECEIVING					RUSHING				
DATE	TEAM	GP	GS	NO.	YDS.	AVG.	LG	TD	NO.	YDS.	AVG.	LG	TD
2023	Ravens	2	2	9	156	17.3	54	1	2	4	2.0	3	0
2024	Ravens	0	0	0	0	0.0	0	0	0	0	0.0	0	0
NFL TOTALS		**2**	**2**	**9**	**156**	**17.3**	**54**	**1**	**2**	**4**	**2.0**	**3**	**0**

ZAY FLOWERS' SINGLE-GAME HIGHS: RUSHING/RECEIVING

Rush Attempts 2 vs. New York Jets, Nov 23, 2025
...3 more at 2.
Rushing Yards 37 at Los Angeles Chargers, Nov 26, 2023
Longest Runs 37t at Los Angeles Chargers, Nov 26, 2023
Rushing TDs 1 at Los Angeles Chargers, Nov 26, 2023
Receptions 9 vs. Washington Commanders, Oct 13, 2024
...2 more at 9.
Receiving Yards 150 at Indianapolis Colts, Sep 13, 2026
Receiving Average 35.3 vs. Miami Dolphins, Dec 31, 2023
Longest Receptions 75t vs. Miami Dolphins, Dec 31, 2023
Receiving TDs 2 at Pittsburgh Steelers, Jan 04, 2026
...1 more at 2.
All-Purpose Yards 151 at Buffalo Bills, Sep 07, 2025
Most TDs 2 at Pittsburgh Steelers, Jan 04, 2026
...2 more at 2.
Miscellaneous Tackles 1 vs. Houston Texans, Sep 10, 2023
Scrimmage Yards 151 at Buffalo Bills, Sep 07, 2025

ZAY FLOWERS' SINGLE-GAME HIGHS - POSTSEASON: RUSHING/RECEIVING

Rush Attempts 2 vs. Kansas City Chiefs, Jan 28, 2024
Rushing Yards 4 vs. Kansas City Chiefs, Jan 28, 2024
Longest Runs 3 vs. Kansas City Chiefs, Jan 28, 2024
Receptions 5 vs. Kansas City Chiefs, Jan 28, 2024
Receiving Yards 115 vs. Kansas City Chiefs, Jan 28, 2024
Receiving Average 23.0 vs. Kansas City Chiefs, Jan 28, 2024
Longest Receptions 54 vs. Kansas City Chiefs, Jan 28, 2024
Receiving TDs 1 vs. Kansas City Chiefs, Jan 28, 2024
All-Purpose Yards 119 vs. Kansas City Chiefs, Jan 28, 2024
Most TDs 1 vs. Kansas City Chiefs, Jan 28, 2024

ZAY FLOWERS' 100-YARD RECEIVING GAMES (10): REGULAR SEASON

DATE	TEAM	NO.	YDS.	AVG.	LG	TD
12/31/23	DOLPHINS	3	106	35.3	75t	1
10/06/24	at Bengals	7	111	15.9	26	0
10/13/24	COMMANDERS	9	132	14.7	44	0
10/27/24	at Browns	7	115	16.4	29	0
11/03/24	BRONCOS	5	127	25.4	53t	2
12/21/24	STEELERS	5	100	20.0	49	0
09/07/25	at Bills	7	143	20.4	39	1
12/07/25	STEELERS	8	124	15.5	35	0
01/04/26	at Steelers	4	138	34.5	64t	2
09/13/26	at Colts	5	150	30.0	54t	1

ZAY FLOWERS' 100-YARD RECEIVING GAMES (1): POSTSEASON

DATE	TEAM	NO.	YDS.	AVG.	LG	TD
01/28/24	CHIEFS	5	115	23.0	54	1

ZAY FLOWERS' 2026 GXG REGULAR-SEASON STATISTICS (RAVENS)

				RECEIVING					RUSHING						
DATE	OPPONENT	P/S	NO.	YDS.	AVG.	LG	TD	NO.	YDS.	AVG.	LG	TD	W/L	SCORE
09/13	at Colts	S	5	150	30.0	54t	1	0	0	0.0	0	0	W	41-23
2026 TOTALS		**1-1**	**5**	**150**	**30.0**	**54T**	**1**	**0**	**0**	**0.0**	**0**	**0**	**1-0**	

15 MIKE GREEN

OLB

6-3 | 250

COLLEGE: MARSHALL

AGE: 23 HOMETOWN: NEWPORT NEWS, VA

EXP. (NFL/RAVENS): 2/2 GP/GS (PLAYOFFS): 18/2

— KEY TRANSACTIONS —

- Mike Green was selected by the Ravens in the second round (59th overall) of the 2025 NFL Draft

— CAREER HIGHLIGHTS —

- Played all 17 games (two starts) as a rookie in 2025, registering 41 tackles (17 solo), 3.5 sacks, 7 TFL, 14 QBHs and 1 FR…Helped Baltimore's defense rank No. 3 in defensive total rush EPA (52.3), No. 5 in goal-to-go defense (64.7%) and No. 6 in red zone TD efficiency (50.8%)

— PERSONAL —

- Graduated from Marshall with a degree in health sciences
- Is the youngest of five children…An older brother, EJ, was a linebacker at Old Dominion, and in 2024, the two faced each other in a game that Marshall won, 42-35…Another brother (Leon Wells) currently serves in the U.S. Navy
- In his spare time, enjoys pickleball, hiking and golfing
- Following the NFL, is interested in becoming an entrepreneur, personal trainer and nutritionist

MIKE GREEN'S NFL REGULAR SEASON DEFENSIVE STATISTICS

				TACKLES								INTERCEPTIONS					FUMBLES				ST					MISC	
DATE	TEAM	GP	GS	TK	S	A	TFL	YDS	SK	YDS	QBH	NO	YDS	LG	TD	PD	FF	FR	TD	YDS	TK	S	A	FF	FR	S	A
2025	Ravens	17	2	41	17	24	7	28	3.5	23.0	14	0	0	0	0	0	0	1	0	0	0	0	0	0	0	0	0
2026	Ravens	1	0	0	0	0	0	0	0.0	0.0	0	0	0	0	0	0	0	0	0	0	0	0	0	0	0	0	0
NFL TOTALS		**18**	**2**	**41**	**17**	**24**	**7**	**28**	**3.5**	**23.0**	**14**	**0**	**0**	**0**	**0**	**0**	**0**	**1**	**0**	**0**	**0**	**0**	**0**	**0**	**0**	**0**	**0**

MIKE GREEN'S SINGLE-GAME HIGHS: DEFENSIVE

Total Tackles 5 vs. Cincinnati Bengals, Nov 27, 2025
...2 more at 5.

Solo Tackles 3 at Kansas City Chiefs, Sep 28, 2025

Sacks 1.0 vs. New York Jets, Nov 23, 2025
...1 more at 1.0.

Tackles For Loss 1 at Cincinnati Bengals, Dec 14, 2025
...6 more at 1.

MIKE GREEN'S 2026 GXG REGULAR-SEASON STATISTICS (RAVENS)

			TACKLES								INTERCEPTIONS					FUMBLES				ST					MISC			
DATE	OPPONENT	P/S	TK	S	A	SK	YDS	TFL	YDS	QBH	NO	YDS	LG	TD	PD	FF	FR	TD	YDS	TK	S	A	FF	FR	S	A	W/L	SCORE
09/13	at Colts	P	0	0	0	0.0	0.0	0	0	0	0	0	0	0	0	0	0	0	0	0	0	0	0	0	0	0	W	41-23
2026 TOTALS		**1-0**	**0**	**0**	**0**	**0.0**	**0.0**	**0**	**0**	**0**	**0**	**0**	**0**	**0**	**0**	**0**	**0**	**0**	**0**	**0**	**0**	**0**	**0**	**0**	**0**	**0**	**1-0**	

16 XAVIER GUILLORY

WR

6-2 | 210

COLLEGE: ARIZONA STATE

AGE: 25 HOMETOWN: SPOKANE, WA

EXP. (NFL/RAVENS): 1/1 GP/GS (PLAYOFFS): 0/0

— KEY TRANSACTIONS —

- Waived by Baltimore on 8/30/26 and signed to the practice squad on 8/31/26
- Signed with the Ravens on 4/20/26
- Waived (injury settlement) by the Ravens on 8/26/26
- Signed with the Ravens as an undrafted rookie free agent on 5/3/25

— COLLEGE —

- Appeared in 43 games during his five-year career at Arizona State (2023-24) and Idaho State (2020-22), where he accumulated 1,938 yards and 15 TDs on 134 receptions (14.5 avg.)
- Helped the Sun Devils to a Big 12 Conference Championship in 2024, recording 29 yards and 2 TDs on 2 catches to lead the Sun Devils to a 45-19 victory over Iowa State (12/7), marking his first multi-TD game since joining Arizona State
- Played in 12 games in his first season at Arizona State in 2023, where he collected 226 yards (10.8 avg.) and 1 TD on 21 catches…Named to Reese's Senior Bowl preseason watchlist
- Regarded as one of the top receivers in the FCS in 2022, starting in nine games and finishing with 785 yards and 4 TDs on 52 catches…Second-team All-Big Sky…Ranked 29th among all FCS receivers with 78.5 receiving yards per game
- Played in nine games in 2021, registering 259 yards and 1 TD on 20 catches (13.0 avg.)
- Saw action in six games during the pandemic-shortened 2020 season, registering 324 yards and 4 TDs on 18 catches (18.0 avg.)…Recorded 56 yards and 2 TDs on 2 catches (28.0 avg.) at UC Davis (3/27)
- Graduated from Arizona State with a degree in liberal studies

— HIGH SCHOOL/PERSONAL —

- Attended Lewis and Clark (Spokane, WA) HS, where he recorded 725 yards and 11 TDs on 45 catches as a WR, while adding 50 tackles and 6 INTs as a CB
- Two-sport athlete in football and basketball
- Born in Lewiston, ID, he is of Native American descent as a member of the Nez Perce tribe, a federally recognized tribal nation in Idaho with over 3,500 citizens…He aims to be a role model for youth in his tribe
- Inspired to play football thanks to his late father, Raphael, who was a major influence in his life
- Tabbed a three-star recruit by *247Sports*
- **Last name is pronounced: GIL-er-ee**

XAVIER GUILLORY'S NFL REGULAR SEASON RUSHING/RECEIVING STATISTICS

				RECEIVING					RUSHING				
DATE	TEAM	GP	GS	NO.	YDS.	AVG.	LG	TD	NO.	YDS.	AVG.	LG	TD
2026	Ravens	0	0	0	0	0.0	0	0	0	0	0.0	0	0
NFL TOTALS		**0**	**0**	**0**	**0**	**0.0**	**0**	**0**	**0**	**0**	**0.0**	**0**	**0**

XAVIER GUILLORY'S NFL REGULAR SEASON RETURN STATISTICS

		KICKOFF RETURNS					PUNT RETURNS					
DATE	TEAM	RET.	YDS.	AVG.	LG	TD	NO.	FC	YDS.	AVG.	LG	TD
2026	Ravens	0	0	0.0	0	0	0	0	0	0.0	0	0
NFL TOTALS		**0**	**0**	**0.0**	**0**	**0**	**0**	**0**	**0**	**0.0**	**0**	**0**

XAVIER GUILLORY'S 2026 GXG REGULAR-SEASON STATISTICS (RAVENS)

			RECEIVING					RUSHING						
DATE	OPPONENT	P/S	NO.	YDS.	AVG.	LG	TD	NO.	YDS.	AVG.	LG	TD	W/L	SCORE
09/13	at Colts		PRACTICE SQUAD										W	41-23
2026 TOTALS		**0-0**	**0**	**0**	**0.0**	**0**	**0**	**0**	**0**	**0.0**	**0**	**0**	**1-0**	

54 JOVAUGHN GWYN

OL

6-2 | 310

COLLEGE: SOUTH CAROLINA

AGE: 27 HOMETOWN: CHARLOTTE, N.C.

EXP. (NFL/RAVENS): 4/1 GP/GS (PLAYOFFS): 20/1

— KEY TRANSACTIONS —

- Signed a one-year contract with the Ravens on 3/16/26
- Signed to a reserve/future contract with Atlanta on 1/6/25
- Waived by Atlanta on 11/28/24 and re-signed to the practice squad on 11/30/24
- Originally drafted by the Atlanta Falcons in the seventh round (225th overall) of the 2023 NFL Draft

— CAREER HIGHLIGHTS —

- Saw action in all 17 games for Atlanta in 2025, contributing on offense and ST
- Saw action in one game in 2024
- Played in one game as a 2023 rookie

— PERSONAL —

- Born March 18, 1999 in Charlotte, NC
- Graduated with a bachelor's degree in information science from South Carolina

— 2026 SEASON HIGHLIGHTS —

- Recorded his first career start in the 41-23 victory at Ind. (9/13), blocking for an offense that totaled 506 yards (324 passing & 202 rushing) and 5 TDs

JOVAUGHN GWYN'S NFL REGULAR SEASON STATISTICS

DATE	TEAM	GP	GS
2023	Falcons	1	0
2024	Falcons	1	0
2025	Falcons	17	0
2026	Ravens	1	1
NFL TOTALS		**20**	**1**

JOVAUGHN GWYN'S 2026 GXG REGULAR-SEASON STATISTICS (RAVENS)

DATE	OPPONENT	P/S	W/L	SCORE
09/13	at Colts	S	W	41-23
2026 TOTALS		**1-1**	**1-0**	

14 KYLE HAMILTON

PRO BOWL

S

6-4 | 220

COLLEGE: NOTRE DAME

AGE: 25 HOMETOWN: ATLANTA, GA

EXP. (NFL/RAVENS): 5/5 GP/GS (PLAYOFFS): 65/53 (5/5)

— KEY TRANSACTIONS —

- Signed a four-year contract extension (through 2030) with the Ravens on 8/27/25
- Kyle Hamilton was selected by the Ravens in the first round (14th overall) of the 2022 NFL Draft…Was the first of two Ravens' draft picks (C Tyler Linderbaum, 25th overall) in the round...Declared for the draft following his junior season at Notre Dame

— HONORS —

- Two-time *Associated Press* first-team All-Pro (2025, 2023)
- *Associated Press* second-team All-Pro (2024)
- Three-time Pro Bowler (2023-25)
- *PFWA* All-NFL Team (2023)
- Two-time *PFWA* All-AFC Team (2023-24)
- *Sporting News* All-Pro Team (2024)
- Ravens Team MVP, as voted by local media (2025)
- Two-time Ravens Media Good Guy, as voted on by local media (2025, 2023)
- AFC Defensive Player of the Week (Week 16, 2023)
- *PFWA* All-Rookie Team (2022)

— CAREER HIGHLIGHTS —

- Started all 16 games in which he appeared in 2025, recording 105 tackles (59 solo), 1 sack, 7 TFL, 4 QBHs, 9 PD and 2 FFs, en route to his third-straight Pro Bowl nod and second-career AP first-team All Pro honors…Named the 2025 Ravens Media Good Guy and Team MVP, as voted on by local reporters…Helped Baltimore's defense rank No. 3 in defensive total rush EPA (52.3), No. 5 in goal-to-go defense (64.7%) and No. 6 in red zone TD efficiency (50.8%)
- Started all 17 games for Baltimore in 2024, totaling a career-high 107 tackles (77 solo), 2 sacks, 4 TFL, 1 INT, 9 PD, 2 FFs and 1 FR, en route earning to his second-straight Pro Bowl nod…Helped Baltimore's defense rank No. 1 against the run (80.1 ypg), No. 2 in sacks (54) and No. 5 (tied) in yards per play allowed (5.2)
- Started all 15 games in which he appeared for Baltimore in 2023, recording 81 tackles, 10 TFL, 3 sacks, 4 INTs, 1 FF and a team-leading 13 PD, en route to earning his first-career Pro Bowl nod and first-team All-Pro honors…Posted the most TFL by any NFL safety and the most by any DB in Ravens single-season history…Helped the Ravens' defense become the first unit in NFL history to lead the league in scoring (16.5), sacks (60) and takeaways (31)
- Made four starts in 16 appearances during his rookie season in 2022, registering 55 tackles, 2 sacks, 5 PD and 1 FF…Led the special teams unit with 7 tackles…Helped Baltimore's defense rank in the Top 5 in four categories: No. 3 in points allowed per game (18.5), No. 3 in defensive red zone TD% (46.4) and No. 3 in rushing yards per game (92.1)
- Tallied a team-high 9 tackles (5 solo) and 1 FF (which he recovered) at Cin. in the Wild Card Playoff (1/15/23)…Became the first player in Ravens history to record at least 1 FF and 1 FR in a playoff debut
- Tallied 8 tackles (6 solo), 1 sack (-7 yards), 2 TFL and 1 PD in his first-career start at Cle. (12/17/22)

— PERSONAL —

- Father (Derrek) was a third-round draft pick by the New Jersey Nets in 1988 after playing collegiately at Southern Mississippi…Derrek played in several European basketball leagues, which is why Kyle was born in Greece…The family also lived in Italy, Israel and Russia for short periods before moving to Atlanta when Kyle was 3 years old
- Older brother (Tyler) played basketball at Penn and William & Mary, where he earned his M.B.A.
- Is an avid golfer who has a 10 handicap
- Was one of four hosts of "Inside The Garage," a podcast produced with Notre Dame roommates Cam Hart, K.J. Wallace and Conor Ratigan
- Is a big fan of the rapper Drake and LeBron James
- Majored in marketing/marketing management at Notre Dame

— 2026 SEASON HIGHLIGHTS —

- Notched 5 tackles (3 solo) and 1 QBH in the 41-23 win at Ind. (9/13), helping limit the Colts to 251 net yards (149 passing)

KYLE HAMILTON'S NFL REGULAR SEASON DEFENSIVE STATISTICS

				TACKLES								INTERCEPTIONS					FUMBLES				ST					MISC	
DATE	TEAM	GP	GS	TK	S	A	TFL	YDS	SK	YDS	QBH	NO	YDS	LG	TD	PD	FF	FR	TD	YDS	TK	S	A	FF	FR	S	A
2022	Ravens	16	4	55	41	14	4	20	2.0	15.0	5	0	0	0	0	5	1	0	0	0	7	5	2	0	0	0	0
2023	Ravens	15	15	81	63	18	10	36	3.0	36.0	4	4	25	18t	1	13	1	0	0	0	0	0	0	0	0	0	0
2024	Ravens	17	17	107	77	30	4	27	2.0	19.0	6	1	0	0	0	9	2	1	0	8	0	0	0	0	0	0	0
2025	Ravens	16	16	105	59	46	7	27	1.0	13.0	4	0	0	0	0	9	2	0	0	0	0	0	0	0	0	0	0
2026	Ravens	1	1	5	3	2	0	0	0.0	0.0	1	0	0	0	0	0	0	0	0	0	0	0	0	0	0	0	0
NFL TOTALS		**65**	**53**	**353**	**243**	**110**	**25**	**110**	**8.0**	**83.0**	**20**	**5**	**25**	**18T**	**1**	**36**	**6**	**1**	**0**	**8**	**7**	**5**	**2**	**0**	**0**	**0**	**0**

14 KYLE HAMILTON

KYLE HAMILTON'S NFL POSTSEASON DEFENSIVE STATISTICS

				TACKLES								INTERCEPTIONS					FUMBLES				ST					MISC	
DATE	TEAM	GP	GS	TK	S	A	TFL	YDS	SK	YDS	QBH	NO	YDS	LG	TD	PD	FF	FR	TD	YDS	TK	S	A	FF	FR	S	A
2022	Ravens	1	1	9	5	4	0	0	0.0	0.0	0	0	0	0	0	0	1	1	0	0	0	0	0	0	0	0	0
2023	Ravens	2	2	14	12	2	1	2	0.0	0.0	1	0	0	0	0	0	0	0	0	0	0	0	0	0	0	0	0
2024	Ravens	2	2	12	6	6	0	0	0.0	0.0	0	0	0	0	0	0	0	0	0	0	0	0	0	0	0	0	0
NFL TOTALS		**5**	**5**	**35**	**23**	**12**	**1**	**2**	**0.0**	**0.0**	**1**	**0**	**0**	**0**	**0**	**0**	**1**	**1**	**0**	**0**	**0**	**0**	**0**	**0**	**0**	**0**	**0**

KYLE HAMILTON'S SINGLE-GAME HIGHS: DEFENSIVE

Total Tackles 12 at Dallas Cowboys, Sep 22, 2024
Solo Tackles 9 at Pittsburgh Steelers, Nov 17, 2024
...2 more at 9.
Sacks 3.0 vs. Indianapolis Colts, Sep 24, 2023
Passes Defensed 3 at San Francisco 49ers, Dec 25, 2023
Forced Fumbles 1 at Cleveland Browns, Nov 16, 2025
...5 more at 1.
Fumble Recoveries 1 vs. Buffalo Bills, Sep 29, 2024
Tackles For Loss 3 at Cleveland Browns, Nov 16, 2025
Interceptions 2 at San Francisco 49ers, Dec 25, 2023
Interception Return Yards 18 vs. Cleveland Browns, Nov 12, 2023
Special Teams Tackles 2 at Pittsburgh Steelers, Dec 11, 2022

KYLE HAMILTON'S SINGLE-GAME HIGHS - POSTSEASON: DEFENSIVE

Total Tackles 11 vs. Kansas City Chiefs, Jan 28, 2024
Solo Tackles 9 vs. Kansas City Chiefs, Jan 28, 2024
Forced Fumbles 1 at Cincinnati Bengals, Jan 15, 2023
Fumble Recoveries 1 at Cincinnati Bengals, Jan 15, 2023
Tackles For Loss 1 vs. Kansas City Chiefs, Jan 28, 2024

KYLE HAMILTON'S 2026 GXG REGULAR-SEASON STATISTICS (RAVENS)

			TACKLES								INTERCEPTIONS					FUMBLES				ST					MISC			
DATE	OPPONENT	P/S	TK	S	A	SK	YDS	TFL	YDS	QBH	NO	YDS	LG	TD	PD	FF	FR	TD	YDS	TK	S	A	FF	FR	S	A	W/L	SCORE
09/13	at Colts	S	5	3	2	0.0	0.0	0	0	1	0	0	0	0	0	0	0	0	0	0	0	0	0	0	0	0	W	41-23
2026 TOTALS		**1-1**	**5**	**3**	**2**	**0.0**	**0.0**	**0**	**0**	**1**	**0**	**0**	**0**	**0**	**0**	**0**	**0**	**0**	**0**	**0**	**0**	**0**	**0**	**0**	**0**	**1-0**	

21 JAYLINN HAWKINS

S

6-1 | 208

COLLEGE: CALIFORNIA

AGE: 29 HOMETOWN: BUENA PARK, CA

EXP. (NFL/RAVENS): 7/1 GP/GS (PLAYOFFS): 82/45 (4/4)

— KEY TRANSACTIONS —

- Signed a two-year contract with the Ravens on 3/12/26
- Signed a one-year contract extension with the Patriots (through 2025) on 3/13/25
- Signed to a one-year contract with the Patriots on 3/21/24
- Waived by Atlanta on 10/17/23 and claimed by the Chargers on 10/18/23
- Originally drafted by the Atlanta Falcons in the fourth round (134th overall) of the 2020 NFL Draft

— CAREER HIGHLIGHTS —

- Started in all 15 games he appeared in for the AFC Champion New England Patriots in 2025, registering 70 tackles (44 solo), 3 TFL, 1.5 sacks, 4 INTs, 6 PD, 1 FF and 1 FR…Also started in each of the Patriots' four postseason contests, including Super Bowl LX, notching 15 tackles (8 solo)
- Appeared in all 17 games (seven starts) at S in 2024, finishing the season with 43 tackles (25 solo), including 3 TFL, 1 FR and 1 PD…Contributed on special teams, notching 5 ST tackles and 1 FR
- Saw action in 16 games (three starts) with the Falcons and Chargers in 2023, totaling 13 tackles (5 solo) and 1 PD
- Started in all 16 games he appeared in during the 2022 season, notching a career-best 82 tackles (43 solo), 2 INTs, 6 PD, 1 FF and 1 FR-TD, while also notching 2 ST tackles
- Appeared in 14 games (four starts) in 2021, registering 19 tackles (11 solo), 2 INTs and 3 PD
- Appeared in 12 games (two starts) in his first season with the Falcons in 2020, notching 7 tackles (3 solo), 0.5 sack and 5 ST tackles

— PERSONAL —

- Graduated with a bachelor's degree in American studies from California
- Married his wife, Jayda, in March 2025...The two met when they were both student athletes at California
- Son of Jermaine and Angie Hawkins
- Played alongside his uncle, WR Jeremiah Hawkins, over three seasons (2017-19) at California

— 2026 SEASON HIGHLIGHTS —

- Made his Ravens debut in the 41-23 victory at Ind. (9/13), recording 2 tackles, helping limit the Colts to 251 yards of offense

JAYLINN HAWKINS' NFL REGULAR SEASON DEFENSIVE STATISTICS

				TACKLES								INTERCEPTIONS					FUMBLES				ST					MISC	
DATE	TEAM	GP	GS	TK	S	A	TFL	YDS	SK	YDS	QBH	NO	YDS	LG	TD	PD	FF	FR	TD	YDS	TK	S	A	FF	FR	S	A
2020	Falcons	12	2	7	3	4	0	0	0.5	6.0	1	0	0	0	0	0	0	0	0	0	6	5	1	0	0	0	0
2021	Falcons	14	4	19	11	8	1	0	0.0	0.0	0	2	11	11	0	3	0	0	0	0	5	2	3	0	0	0	0
2022	Falcons	16	16	82	43	39	0	0	0.0	0.0	1	2	14	14	0	6	1	1	1	0	2	2	0	0	0	0	0
2023	Falcons	6	0	2	1	1	0	0	0.0	0.0	0	0	0	0	0	0	0	0	0	0	1	1	0	0	0	0	0
									Went from **Atlanta** to **L.A. Chargers**.																		
2023	Chargers	1	0	11	4	7	0	0	0.0	0.0	0	0	0	0	0	1	0	0	0	0	0	0	0	0	0	0	0
2023	TOTAL	7	0	13	5	8	0	0	0.0	0.0	0	0	0	0	0	1	0	0	0	0	1	1	0	0	0	0	0
2024	Patriots	17	7	43	25	18	3	12	0.0	0.0	0	0	0	0	0	1	0	0	0	0	5	2	3	0	1	0	0
2025	Patriots	15	15	70	44	26	3	9	1.5	9.0	5	4	1	1	0	6	1	1	0	0	1	1	0	0	0	0	0
2026	Ravens	1	1	2	1	1	0	0	0.0	0.0	0	0	0	0	0	0	0	0	0	0	0	0	0	0	0	0	0
NFL TOTALS		**82**	**45**	**236**	**132**	**104**	**7**	**21**	**2.0**	**15.0**	**7**	**8**	**26**	**14**	**0**	**17**	**2**	**2**	**1**	**0**	**20**	**13**	**7**	**0**	**1**	**0**	**0**

JAYLINN HAWKINS' NFL POSTSEASON DEFENSIVE STATISTICS

				TACKLES								INTERCEPTIONS					FUMBLES				ST					MISC	
DATE	TEAM	GP	GS	TK	S	A	TFL	YDS	SK	YDS	QBH	NO	YDS	LG	TD	PD	FF	FR	TD	YDS	TK	S	A	FF	FR	S	A
2025	Patriots	4	4	15	8	7	0	0	0.0	0.0	1	0	0	0	0	0	0	0	0	0	0	0	0	0	0	0	0
NFL TOTALS		**4**	**4**	**15**	**8**	**7**	**0**	**0**	**0.0**	**0.0**	**1**	**0**	**0**	**0**	**0**	**0**	**0**	**0**	**0**	**0**	**0**	**0**	**0**	**0**	**0**	**0**	**0**

JAYLINN HAWKINS' SINGLE-GAME HIGHS: DEFENSIVE

Total Tackles	11 vs. Buffalo Bills, Dec 14, 2025	**Tackles For Loss**	2 vs. Las Vegas Raiders, Sep 07, 2025
Solo Tackles	7 at Tampa Bay Buccaneers, Oct 09, 2022	**Interceptions**	1 vs. Chicago Bears, Nov 20, 2022
Sacks	0.5 vs. Las Vegas Raiders, Nov 29, 2020		...3 more at 1.
Passes Defensed	2 at New Orleans Saints, Dec 18, 2022	**Interception Return Yards**	11 vs. New York Jets, Oct 10, 2021
Forced Fumbles	1 vs. Cleveland Browns, Oct 02, 2022	**Special Teams Tackles**	2 at Carolina Panthers, Oct 29, 2020

21 JAYLINN HAWKINS

JAYLINN HAWKINS' 2026 GXG REGULAR-SEASON STATISTICS (RAVENS)

			TACKLES								INTERCEPTIONS					FUMBLES				ST					MISC			
DATE	OPPONENT	P/S	TK	S	A	SK	YDS	TFL	YDS	QBH	NO	YDS	LG	TD	PD	FF	FR	TD	YDS	TK	S	A	FF	FR	S	A	W/L	SCORE
09/13	at Colts	S	2	1	1	0.0	0.0	0	0	0	0	0	0	0	0	0	0	0	0	0	0	0	0	0	0	0	W	41-23
2026 TOTALS		**1-1**	**2**	**1**	**1**	**0.0**	**0.0**	**0**	**0**	**0**	**0**	**0**	**0**	**0**	**0**	**0**	**0**	**0**	**0**	**0**	**0**	**0**	**0**	**0**	**0**	**0**	**1-0**	

91 TREY HENDRICKSON

PRO BOWL

OLB

6-4 | 265

COLLEGE: FLORIDA ATLANTIC

AGE: 31 HOMETOWN: APOPKA, FL

EXP. (NFL/RAVENS): 10/1 GP/GS (PLAYOFFS): 118/89 (12/9)

— KEY TRANSACTIONS —

- Signed a four-year contract (through 2029) with the Ravens on 3/12/26
- Activated from Injured Reserve on 2/9/26
- Placed on Injured Reserve on 12/11/25
- Reinstated to the active roster from the Reserve/Did Not Report list on 7/30/25
- Placed on the Reserve/Did Not Report list on 7/23/25
- Signed a one-year contract extension (through 2025) with the Bengals on 7/27/23
- Signed a four-year contract (through 2024) with the Bengals on 3/17/21
- Originally selected by the New Orleans Saints in the third round (103rd overall) of the 2017 NFL Draft

— HONORS —

- *AP* first-team All-Pro (2024)
- Four-time Pro Bowler (2021-24)
- Three-time AFC Defensive Player of the Week (Week 9, 2024; Week 18, 2024; Week 3, 2022)
- *PFWA* All-NFL Team (2020, 2023-24)
- Deacon Jones Award – NFL sacks leader (2024)

— CAREER HIGHLIGHTS —

- Ranks fourth among NFL defenders in both sacks (61) and QB pressures (341), fifth in forced fumbles (12) and seventh in QB hits (120) since 2021
- Holds four career seasons with over 13 sacks, tied for the sixth-most such seasons since 1982 (when sacks became an official stat), trailing only Reggie White (nine), Bruce Smith (seven), Kevin Greene (six), Myles Garrett (six) and T.J. Watt (five)
- Owns 31 fourth-quarter sacks, the NFL's most since 2019
- Started seven games in 2025 before being placed on Injured Reserve…Recorded 16 tackles (11 solo), 4 sacks, 3 TFL, 1 FF and 1 PD
- Became the first Bengal to lead the NFL in sacks (17.5) in 2024, adding 46 tackles (33 solo), 19 TFL, 36 QBHs, 2 FFs and 6 PD…Won the 2024 Deacon Jones Award as the NFL's sacks leader and earned AP first-team All-Pro and Pro Bowl honors
- Started all 17 games in 2023, posting 43 tackles (28 solo), 17.5 sacks (No. 2 in NFL, tied for No. 2 in team history), 16 TFL, 25 QBHs, 3 FFs and 3 PD
- Played in 15 games (15 starts) in 2022, registering 32 tackles (22 solo), 8 sacks, 6 TFL, 24 QBHs, 3 FFs and 3 PD
- Played 16 games (14 starts) in 2021, earning his first career Pro Bowl selection after recording 34 tackles (21 solo), 14 sacks, 12 TFL, 27 QBHs and 3 FFs…Recorded at least a half-sack in 11 straight games (Games 5-15), a Bengals record and tied for the second longest in NFL history
- Enjoyed a breakout 2020 season in which he started 15 games, producing 25 tackles (22 solo), 13.5 sacks, 12 TFL, 25 QBHs, 1 PD and 1 FF
- Started three games in 2019, posting 19 tackles (11 solo), 4.5 sacks, 4 TFL, 9 QBHs and 1 FF
- Saw action in five games in 2018, tallying 8 tackles (7 solo) and 4 QBHs
- Played 12 games as a rookie in 2017, producing 13 tackles (7 solo), 2 sacks, 2 TFL, 5 QBHs, 2 PD and 1 FF

— PERSONAL —

- His father, Collie, played college football at Missouri Southern State University
- Co-founded the Hendrickson Hope Foundation with his wife, Alisa, which partners with local nonprofits and youth programs to expand resources and opportunities for young people…Also works closely with the Brave Like Me Foundation, which provides memorable experiences and support for children with complex medical conditions
- Is a Christian and has publicly discussed his faith as part of his life and career

— 2026 SEASON HIGHLIGHTS —

- Made his Ravens debut in the 41-23 win at Ind. (9/13), recording 1 solo tackle and 8 QB pressures…His 8 QB pressures tied for third among NFL defenders in Week 1

91 TREY HENDRICKSON

TREY HENDRICKSON'S NFL REGULAR SEASON DEFENSIVE STATISTICS

				TACKLES								INTERCEPTIONS					FUMBLES				ST					MISC	
DATE	TEAM	GP	GS	TK	S	A	TFL	YDS	SK	YDS	QBH	NO	YDS	LG	TD	PD	FF	FR	TD	YDS	TK	S	A	FF	FR	S	A
2017	Saints	12	0	13	7	6	2	10	2.0	15.0	5	0	0	0	0	2	1	0	0	0	0	0	0	0	0	0	0
2018	Saints	5	0	8	7	1	0	0	0.0	0.0	4	0	0	0	0	0	0	0	0	0	0	0	0	0	0	0	0
2019	Saints	13	3	19	11	8	4	29	4.5	24.0	9	0	0	0	0	0	1	0	0	0	0	0	0	0	0	0	0
2020	Saints	15	15	25	22	3	12	63	13.5	71.0	25	0	0	0	0	1	1	0	0	0	0	0	0	0	0	0	0
2021	Bengals	16	14	34	21	13	12	69	14.0	96.5	27	0	0	0	0	0	3	0	0	0	0	0	0	0	0	0	0
2022	Bengals	15	15	32	22	10	6	26	8.0	47.5	24	0	0	0	0	3	3	0	0	0	0	0	0	0	0	0	0
2023	Bengals	17	17	43	28	15	16	100	17.5	121.5	25	0	0	0	0	3	3	0	0	0	0	0	0	0	0	0	0
2024	Bengals	17	17	46	33	13	19	120	17.5	125.5	36	0	0	0	0	6	2	0	0	0	0	0	0	0	0	0	0
2025	Bengals	7	7	16	11	5	3	20	4.0	20.0	8	0	0	0	0	1	1	0	0	0	0	0	0	0	0	0	0
2026	Ravens	1	1	1	1	0	0	0	0.0	0.0	0	0	0	0	0	0	0	0	0	0	0	0	0	0	0	0	0
NFL TOTALS		**118**	**89**	**237**	**163**	**74**	**74**	**437**	**81.0**	**521.0**	**163**	**0**	**0**	**0**	**0**	**16**	**15**	**0**	**0**	**0**	**0**	**0**	**0**	**0**	**0**	**0**	**0**

TREY HENDRICKSON'S NFL POSTSEASON DEFENSIVE STATISTICS

				TACKLES								INTERCEPTIONS					FUMBLES				ST					MISC	
DATE	TEAM	GP	GS	TK	S	A	TFL	YDS	SK	YDS	QBH	NO	YDS	LG	TD	PD	FF	FR	TD	YDS	TK	S	A	FF	FR	S	A
2017	Saints	2	0	4	3	1	1	1	0.0	0.0	1	0	0	0	0	0	0	0	0	0	0	0	0	0	0	0	0
2018	Saints	1	0	0	0	0	0	0	0.0	0.0	0	0	0	0	0	0	0	0	0	0	0	0	0	0	0	0	0
2019	Saints	1	1	5	5	0	2	8	1.0	6.0	1	0	0	0	0	1	0	0	0	0	0	0	0	0	0	0	0
2020	Saints	1	1	0	0	0	0	0	0.0	0.0	0	0	0	0	0	0	0	0	0	0	0	0	0	0	0	0	0
2021	Bengals	4	4	8	5	3	2	15	3.5	33.5	5	0	0	0	0	0	1	0	0	0	0	0	0	0	0	0	0
2022	Bengals	3	3	2	1	1	0	0	0.0	0.0	1	0	0	0	0	0	0	0	0	0	0	0	0	0	0	0	0
NFL TOTALS		**12**	**9**	**19**	**14**	**5**	**5**	**24**	**4.5**	**39.5**	**8**	**0**	**0**	**0**	**0**	**1**	**1**	**0**	**0**	**0**	**0**	**0**	**0**	**0**	**0**	**0**	**0**

TREY HENDRICKSON'S SINGLE-GAME HIGHS: DEFENSIVE

Total Tackles 6 at New York Jets, Oct 31, 2021
Solo Tackles 5 at Las Vegas Raiders, Sep 21, 2020
...1 more at 5.
Sacks 2.0 vs. Green Bay Packers, Oct 10, 2021
...4 more at 2.0.
Passes Defensed 2 vs. Detroit Lions, Oct 15, 2017
Forced Fumbles 1 vs. Pittsburgh Steelers, Nov 28, 2021
...5 more at 1.
Tackles For Loss 4 vs. Las Vegas Raiders, Nov 03, 2024

TREY HENDRICKSON'S SINGLE-GAME HIGHS - POSTSEASON: DEFENSIVE

Total Tackles 5 vs. Minnesota Vikings, Jan 05, 2020
Solo Tackles 5 vs. Minnesota Vikings, Jan 05, 2020
Sacks 1.5 at Kansas City Chiefs, Jan 30, 2022
Passes Defensed 1 vs. Minnesota Vikings, Jan 05, 2020
Forced Fumbles 1 vs. Las Vegas Raiders, Jan 15, 2022
Tackles For Loss 2 vs. Minnesota Vikings, Jan 05, 2020

TREY HENDRICKSON'S 2026 GXG REGULAR-SEASON STATISTICS (RAVENS)

			TACKLES								INTERCEPTIONS					FUMBLES				ST					MISC			
DATE	OPPONENT	P/S	TK	S	A	SK	YDS	TFL	YDS	QBH	NO	YDS	LG	TD	PD	FF	FR	TD	YDS	TK	S	A	FF	FR	S	A	W/L	SCORE
09/13	at Colts	S	1	1	0	0.0	0.0	0	0	0	0	0	0	0	0	0	0	0	0	0	0	0	0	0	0	0	W	41-23
2026 TOTALS		**1-1**	**1**	**1**	**0**	**0.0**	**0.0**	**0**	**0**	**0**	**0**	**0**	**0**	**0**	**0**	**0**	**0**	**0**	**0**	**0**	**0**	**0**	**0**	**0**	**0**	**0**	**1-0**	

22 DERRICK HENRY

PRO BOWL

RB

6-3 | 252

COLLEGE: ALABAMA

AGE: 32 HOMETOWN: YULEE, FL

EXP. (NFL/RAVENS): 11/3 GP/GS (PLAYOFFS): 154/123 (9/9)

— KEY TRANSACTIONS —

- Signed a contract extension (through 2027) on 5/19/25
- Signed a two-year contract with the Ravens on 3/12/24
- Activated from Injured Reserve/Designated for Return on 1/20/22
- Designated to return from Injured Reserve on 1/4/22
- Placed on Injured Reserve (foot) on 10/31/21
- Signed a four-year contract extension (through 2024) with the Titans on 4/15/20
- Designated as the Titans' franchise tag player on 3/15/20
- Originally selected by the Tennessee Titans in the second round (45th overall) of the 2016 NFL Draft

— HONORS —

- *Associated Press* NFL Offensive Player of the Year (2020)
- *Associated Press* first-team All-Pro (2020)
- Two-time *Associated Press* second-team All-Pro (2019, 2024)
- Five-time Pro Bowler (2019-20, 2022-24)
- Three-time *PFWA* All-NFL Team (2019-20, 2024)
- Five-time *PFWA* All-AFC Team (2018-20, 2023-24)
- Three-time *Sporting News* All-Pro Team (2020, 2022, 2024)
- Two-time FedEx Ground Player of the Year (2019-20)
- NFL 101 Awards AFC Offensive Player of the Year (2020)
- Three-time AFC Offensive Player of the Month (December 2018, October 2020, October 2022)
- 10-time AFC Offensive Player of the Week (Week 17, 2025; Week 6, 2024; Week 4, 2024; Week 8, 2022; Week 6, 2021; Week 2, 2021; Week 17, 2020; Week 6, 2020; Week 17, 2019; Week 14, 2018)
- 19-time FedEx Ground Player of the Week (Week 17, 2025; Week 1, 2025; Week 4, 2024; Week 18, 2023; Week 5, 2021; Week 3, 2021; Week 2, 2021; Week 15, 2020; Week 14, 2020; Week 12, 2020; Week 11, 2020; Week 6, 2020; Week 17, 2019; Week 14, 2019; Week 13, 2019; Week 12, 2019; Week 10, 2019; Week 15, 2018; Week 14, 2018)
- Four-time Titans team captain (2020-23)
- Two-time Titans Walter Payton Man of the Year (2021-22)
- Ravens Walter Payton Man of the Year (2025)
- Two-time NFLPA Community MVP (Week 18, 2025; Week 10, 2024)

— CAREER HIGHLIGHTS —

- NFL's active leader in rushing yards (13,162) and rushing TDs (125)...His 125 rushing TDs rank third all time
- Among the 42 players in NFL history with at least 2,000 attempts, his 4.9 yards per carry rank third all time, trailing only HOFers Jim Brown (5.2 ypc) & Barry Sanders (5.0 ypc)
- Has produced at least 5 rushing TDs in each of his first 10-career seasons (2016-25), becoming the third player in NFL history to accomplish this feat
- Holds the most 200-yard rushing performances (seven) in NFL history...In each of Henry's seven 200-yard rushing performances, he's also tallied at least 2 rushing TDs...His seven games with at least 200 rushing yards and multiple rushing scores double the second-most amount of such performances by a player in NFL history, as Hall of Famers Jim Brown, Barry Sanders and LaDainian Tomlinson have each accomplished this single-game feat on three occasions
- His 14 games with at least 150 rushing yards and 2 rushing TDs and his 26 games with at least 100 rushing yards and 2 rushing TDs are each the most in NFL history
- Has 55 career regular season and four postseason (both are most among active players) 100-yard rushing performances
- His 87-yard rushing TD on the first play of the 9/29/24 contest vs. Buf. marked the longest rush in franchise history
- Started all 17 games for the Ravens in 2025, notching 1,595 rushing yards and 16 TDs on 307 rushes (5.2 avg.)…Ranked second in the league in rushing yards behind James Cook (1,621) and second in rushing TDs behind Jonathan Taylor (18)…Finished the year ranking No. 10 on the NFL's all-time rushing yards list (13,018), No. 4 in career rushing TDs (122) and set the record for most career games with 150+ rushing yards and 2+TDs (14)…Led the team in first downs (83)…Pivotal for an offensive unit that ranked No. 1 in yards per rush (5.3), No. 2 in rushing ypg (156.6) and No. 3 in rushing TDs (23)…Baltimore's offense ranked seventh in yards per play (5.8)
- Started in all 17 games for Baltimore in 2024, producing 1,921 rushing yards and 16 TDs on 325 carries, producing the league's best ypc average (5.9) among qualified RBs, while adding 19 receptions for 193 yards and 2 TDs, en route to his fifth-career Pro Bowl nod…Finished the season tied for first in the NFL in rushing TDs (16), while ranking No. 2 in rushing yards (1,921) and tied for second in total scrimmage TDs (18)…Contributed to an offense that ranked No. 1 in the NFL in yards per game (424.9), yards per play (6.8 – third-best single-season mark in NFL history), yards per rush (5.8 – best mark in single-season NFL history) and red zone efficiency (74.2%) and No. 3 in points per game (30.5), while setting a franchise single-season record with 7,224 net yards

22 DERRICK HENRY

- In 2024, reached the end zone in each of his first 11 games, becoming the fourth player since 1970 to accomplish this feat, joining Hall of Famers O.J. Simpson (first 14 in 1975), Jerry Rice (first 12 in 1987) and John Riggins (first 12 in 1983)...Surpassed RBs Ray Rice (15 in 2011) and Mark Ingram II (15 in 2019) for the most TDs scored (18) in Ravens single-season history, while also passing RB Jamal Lewis (14 in 2003) for the most ground scores (16) in Ravens single-season history
- Earned his fourth-career Pro Bowl nod in 2023 after starting all 17 games and ranking second in the NFL with 1,167 rushing yards on 280 carries (4.2 avg.), while adding 12 rushing TDs…Posted his first-career season without a fumble…Also posted 28 receptions for 214 yards and completed 2-of-3 passes for 14 yards and 2 TDs
- In 2023, became the eighth player in NFL history to reach 9,000 rushing yards and 80 rushing TDs before the age of 30, joining RBs Adrian Peterson, Barry Sanders, Emmitt Smith, Jim Brown, LaDainian Tomlinson, Eric Dickerson and Marshall Faulk
- In 2023, became the third player in NFL history to record 10-plus rushing TDs in six consecutive seasons, joining LaDainian Tomlinson (nine) and Adrian Peterson (seven)
- Earned his third-career Pro Bowl nod after posting the league's second-most rushing yards (1,538) and 13 TDs on 349 attempts (4.4 avg.) in 2022…Tied for third on the team with a career-high 33 receptions for a career-best 398 receiving yards, while completing both of his pass attempts for 4 yards and 1 TD…Named October's AFC Offensive Player of the Month after rushing for 563 yards and 5 TDs in four Titans' victories
- Started the first eight games of the 2021 season, leading the NFL with 937 rushing yards, 1,091 yards from scrimmage, 10 TDs and 56 total first downs, before being placed on Injured Reserve (foot) on 11/1/21…Also hauled in 18 receptions for 154 yards…Missed the final nine regular season games before returning for the Divisional Playoff vs. Cin. (1/22/22)
- In 2020, earned NFL Offensive Player of the Year, *Associated Press* first-team All-Pro and FedEx Ground Player of the Year honors, while being named to his second-career Pro Bowl after starting all 16 games and becoming just the eighth player in NFL history to eclipse 2,000 rushing yards in a season (2,027)…Totaled career highs in rushing yards (2,027) and rushing TDs (17) on 378 carries (5.4 avg.), while adding 19 catches for 114 yards…Became the first player since RB LaDainian Tomlinson (2006-07) to lead the NFL in rushing yards in consecutive seasons (2019-20)…Paced the NFL with 2,141 yards from scrimmage, which ranked second in franchise history behind RB Chris Johnson's 2,509 (2009)
- His 2,027 rushing yards in 2020 marked the fifth-highest total in NFL history, behind RBs Eric Dickerson's 2,105 (1984), Adrian Peterson's 2,097 (2012), Jamal Lewis' 2,066 (2003) and Barry Sanders' 2,053 (1997)…Became the first player since the 1970 NFL merger to lead the league in rushing yards (2,027), rushing attempts (378) and rushing TDs (17) in consecutive seasons
- In 2020, became the fifth player in NFL history to record three 200-yard rushing games in a season, joining RBs Earl Campbell (four in 1980), O.J. Simpson (1973), Tiki Barber (2005) and Jay Ajayi (2016)
- In 2020, became the first player in NFL history with five career games with at least 200 rushing yards and 2 rushing TDs…Also became the NFL's first player to rush for at least 175 and 2 TDs four times in a season
- Totaled 1,221 rushing yards in 2020 road games, marking the most in a single season by any NFL RB since 1948 (previous high of 1,087 was held by RB Eric Dickerson in 1984)…Dating back to 2019, posted a streak of nine consecutive road games with at least 100 rushing yards, passing RB Chris Johnson (eight games from 2009-10) for the second-longest streak in NFL history, behind only Barry Sanders' 10-game road streak (from 1996-97)
- In 2019, named the FedEx NFL Ground Player of the Year, an *Associated Press* second-team All-Pro and was selected to his first-career Pro Bowl after starting in all 15 appearances and leading the NFL with a then-career-best 1,540 rushing yards, while adding 16 rushing TDs, on 303 carries (5.1 avg.)…Also tallied 18 receptions for 206 yards and 2 TDs…Ranked second in the AFC and fourth in the NFL with a then-career-best 1,746 yards from scrimmage
- Started all three of the team's playoff games in 2019, finishing the postseason with 83 carries for a league-best 446 yards (5.4 avg.) and 2 TDs…Also hauled in 5 passes for 21 yards and threw a 3-yard TD pass…His 446 rushing yards in the postseason ranked second in franchise playoff history, only behind RB Eddie George's 449 rushing yards during the 1999 playoffs
- Played in all 16 games (12 starts) in 2018, tying for the AFC lead with 12 rushing TDs, while ranking second in the conference with 1,059 yards on 215 carries (4.9 avg.)…Also tallied 15 receptions for 99 yards and completed 2-of-3 passes for 14 yards
- Named AFC Offensive Player of the Week after rushing 17 times for a then-franchise-record 238 yards (14.0 avg.) and franchise-tying 4 TDs vs. Jax. (12/6/18)…Recorded the second 99-yard TD run in NFL history (RB Tony Dorsett)…His 238 rushing yards broke RB Chris Johnson's previous franchise record of 228 yards (11/1/09 vs. Jax.)…Became the seventh NFL player since the 1970 AFL-NFL merger with at least 4 rushing TDs and at least 200 rushing yards in a game, joining RBs Clinton Portis, Barry Sanders, Doug Martin, Jonas Gray, Mike Anderson and Corey Dillon…Also became the first player since the merger to run for at least 200 yards and 4 TDs on 20-or-fewer carries…Matched Johnson as the only players in NFL history with a rushing TD of at least 90 yards and a rushing TD of at least 50 yards in the same contest
- Saw action in all 16 games (two starts) in 2017, leading the team with 744 yards and 5 TDs on 176 carries (4.2 avg.), while adding 11 catches for 136 yards and 1 TD…Started his first two career playoff games, rushing for 184 yards and 1 TD on 35 carries, while adding 5 catches for 56 yards

22 DERRICK HENRY

- Played in 15 games (two starts) as a rookie in 2016, ranking second on the team with 490 rushing yards and 5 TDs on 110 carries (4.5 avg.)…Also hauled in 13 receptions for 137 yards

— PERSONAL —

- His late grandmother, Gladys Henry, helped raise him…Fulfilled his promise to her by graduating from Alabama in 2018…Has a portrait tattoo of her on his chest… Wore a purple suit to his Ravens introductory press conference in honor of his grandmother, whose favorite color was purple
- Wears the No. 22 as a tribute to his late friend and two-year Alabama teammate, Altee Tenpenny, who was killed in a car accident in 2015
- Founder of the Two All Foundation, which exists to level the playing field for today's youth by giving back to both the Nashville community and his hometown of Yulee, FL
- Is a minority owner of Nashville SC…Other current and former NFL players with ownership stakes in MLS teams include Russell Wilson (Seattle Sounders), Patrick Mahomes (Sporting KC) and Mark Ingram (D.C. United)
- His No. 2 jersey was retired at Yulee's spring football game in 2019
- Middle name is Lamar
- Has three daughters, Valentina, Celine & Monroe
- Before he even played in a high school game, county coaches instituted a policy that Yulee would have to remove Henry from the game if they had a 28-point lead
- Favorite movie is "Remember the Titans"
- Favorite musician is Kevin Gates
- Favorite food is chicken wings
- Favorite athletes as a child were LaDainian Tomlinson and Eddie George
- Favorite sports teams as a child were the New York Yankees and Los Angeles Lakers

— 2026 SEASON HIGHLIGHTS —

- Totaled 24 carries for 144 yards and 3 TDs (6.0 avg.), while adding 1 reception for 19 yards, in season-opening win at Ind. (9/13)…Surpassed Pro Football Hall of Famer Marcus Allen (123) for third on the NFL's all-time rushing TDs list (125)and tied Hall of Famer Cris Carter (130) for the ninth-most scrimmage TDs in NFL history…Tied Pro Football Hall of Famer Walter Payton for the fifth-most games with a rushing TD in NFL history (82 games)…Broke Jim Brown's record for the most games with 100+ rushing yards and multiple rushing TDs in NFL history…Tied Marshall Faulk (eight games) for the most games in NFL history with 3+ rushing TDs

DERRICK HENRY'S NFL REGULAR SEASON RUSHING/RECEIVING STATISTICS

				RUSHING					RECEIVING				
DATE	TEAM	GP	GS	NO.	YDS.	AVG.	LG	TD	NO.	YDS.	AVG.	LG	TD
2016	Titans	15	2	110	490	4.5	22	5	13	137	10.5	29	0
2017	Titans	16	2	176	744	4.2	75t	5	11	136	12.4	66t	1
2018	Titans	16	12	215	1,059	4.9	99t	12	15	99	6.6	21	0
2019	Titans	15	15	303	1,540	5.1	74t	16	18	206	11.4	75t	2
2020	Titans	16	16	378	2,027	5.4	94t	17	19	114	6.0	53	0
2021	Titans	8	8	219	937	4.3	76t	10	18	154	8.6	16	0
2022	Titans	16	16	349	1,538	4.4	56	13	33	398	12.1	69	0
2023	Titans	17	17	280	1,167	4.2	69	12	28	214	7.6	46	0
2024	Ravens	17	17	325	1,921	5.9	87t	16	19	193	10.2	27	2
2025	Ravens	17	17	307	1,595	5.2	59	16	15	150	10.0	44	0
2026	Ravens	1	1	24	144	6.0	32t	3	1	19	19.0	19	0
NFL TOTALS		**154**	**123**	**2,686**	**13,162**	**4.9**	**99T**	**125**	**190**	**1,820**	**9.6**	**75T**	**5**

DERRICK HENRY'S NFL POSTSEASON RUSHING/RECEIVING STATISTICS

				RUSHING					RECEIVING				
DATE	TEAM	GP	GS	NO.	YDS.	AVG.	LG	TD	NO.	YDS.	AVG.	LG	TD
2017	Titans	2	2	35	184	5.3	35t	1	5	56	11.2	29	0
2019	Titans	3	3	83	446	5.4	66	2	5	21	4.2	22	0
2020	Titans	1	1	18	40	2.2	8	0	3	11	3.7	7	0
2021	Titans	1	1	20	62	3.1	9	1	0	0	0.0	0	0
2024	Ravens	2	2	42	270	6.4	44t	3	0	0	0.0	0	0
NFL TOTALS		**9**	**9**	**198**	**1,002**	**5.1**	**66**	**7**	**13**	**88**	**6.8**	**29**	**0**

22 DERRICK HENRY

DERRICK HENRY'S SINGLE-GAME HIGHS: RUSHING/RECEIVING

Rush Attempts	36 at Green Bay Packers, Dec 27, 2025
Rushing Yards	250 at Houston Texans, Jan 03, 2021
Rushing Average	14.0 vs. Jacksonville Jaguars, Dec 06, 2018
Longest Runs	99t vs. Jacksonville Jaguars, Dec 06, 2018
Rushing TDs	4 at Green Bay Packers, Dec 27, 2025 ...1 more at 4.
Receptions	6 at Seattle Seahawks, Sep 19, 2021
Receiving Yards	79 vs. Cincinnati Bengals, Nov 27, 2022
Receiving Average	26.3 vs. Cincinnati Bengals, Nov 27, 2022
Longest Receptions	75t at Cleveland Browns, Sep 08, 2019
Receiving TDs	1 at Carolina Panthers, Nov 03, 2019 ...2 more at 1.
All-Purpose Yards	264 vs. Houston Texans, Oct 18, 2020
Most TDs	4 at Green Bay Packers, Dec 27, 2025 ...1 more at 4.
Miscellaneous Tackles	1 vs. Jacksonville Jaguars, Nov 24, 2019 ...2 more at 1.
Scrimmage Yards	264 vs. Houston Texans, Oct 18, 2020

DERRICK HENRY'S SINGLE-GAME HIGHS - POSTSEASON: RUSHING/RECEIVING

Rush Attempts	34 at New England Patriots, Jan 04, 2020
Rushing Yards	195 at Baltimore Ravens, Jan 11, 2020
Rushing Average	7.2 vs. Pittsburgh Steelers, Jan 11, 2025
Longest Runs	66 at Baltimore Ravens, Jan 11, 2020
Rushing TDs	2 vs. Pittsburgh Steelers, Jan 11, 2025
Receptions	3 vs. Baltimore Ravens, Jan 10, 2021 ...1 more at 3.
Receiving Yards	35 at Kansas City Chiefs, Jan 06, 2018
Receiving Average	7.0 at New England Patriots, Jan 13, 2018
Longest Receptions	29 at Kansas City Chiefs, Jan 06, 2018
All-Purpose Yards	204 at New England Patriots, Jan 04, 2020
Most TDs	2 vs. Pittsburgh Steelers, Jan 11, 2025
Scrimmage Yards	204 at New England Patriots, Jan 04, 2020

22 DERRICK HENRY

DERRICK HENRY'S 100-YARD RUSHING GAMES (56): REGULAR SEASON

DATE	TEAM	ATT.	YDS.	AVG.	LG	TD
10/16/17	COLTS	19	131	6.9	72t	1
12/03/17	TEXANS	11	109	9.9	75t	1
12/06/18	JAGUARS	17	238	14.0	99t	4
12/16/18	at Giants	33	170	5.2	22	2
09/29/19	at Falcons	27	100	3.7	16	0
11/10/19	CHIEFS	23	188	8.2	68t	2
11/24/19	JAGUARS	19	159	8.4	74t	2
12/01/19	at Colts	26	149	5.7	34	1
12/08/19	at Raiders	18	103	5.7	24	2
12/29/19	at Texans	32	211	6.6	53t	3
09/14/20	at Broncos	31	116	3.7	13	0
09/27/20	at Vikings	26	119	4.6	16	2
10/18/20	TEXANS	22	212	9.6	94t	2
11/01/20	at Bengals	18	112	6.2	21	1
11/12/20	COLTS	19	103	5.4	20	0
11/22/20	at Ravens	28	133	4.8	29t	1
11/29/20	at Colts	27	178	6.6	31	3
12/13/20	at Jaguars	26	215	8.3	47	2
12/20/20	LIONS	24	147	6.1	33	1
01/03/21	at Texans	34	250	7.4	52t	2
09/19/21	at Seahawks	35	182	5.2	60t	3
09/26/21	COLTS	28	113	4.0	19	0
10/03/21	at Jets	33	157	4.8	22	1
10/10/21	at Jaguars	29	130	4.5	15	3
10/18/21	BILLS	20	143	7.2	76t	3
10/02/22	at Colts	22	114	5.2	19t	1
10/09/22	at Commanders	28	102	3.6	15	2
10/23/22	COLTS	30	128	4.3	23	0
10/30/22	at Texans	32	219	6.8	41	2
11/06/22	at Chiefs	17	115	6.8	56	2
12/11/22	JAGUARS	17	121	7.1	50	1
12/18/22	at Chargers	21	104	5.0	13	1
12/24/22	TEXANS	23	126	5.5	48t	1
01/07/23	at Jaguars	30	109	3.6	14	0
10/01/23	BENGALS	22	122	5.5	29t	1
10/29/23	FALCONS	22	101	4.6	14	0
12/03/23	COLTS	21	102	4.9	22t	2
01/07/24	JAGUARS	19	153	8.1	69	1
09/22/24	at Cowboys	25	151	6.0	29	2
09/29/24	BILLS	24	199	8.3	87t	1
10/13/24	COMMANDERS	24	132	5.5	27	2
10/21/24	at Buccaneers	15	169	11.3	81	0
11/03/24	BRONCOS	23	106	4.6	20	2
11/25/24	at Chargers	24	140	5.8	27	0
12/21/24	STEELERS	24	162	6.8	44	0
12/25/24	at Texans	27	147	5.4	20	1
01/04/25	BROWNS	20	138	6.9	43t	2
09/07/25	at Bills	18	169	9.4	49	2
10/12/25	RAMS	24	122	5.1	12	0
10/30/25	at Dolphins	19	119	6.3	35	0
11/16/25	at Browns	18	103	5.7	59	1
12/14/25	at Bengals	11	100	9.1	29	0
12/21/25	PATRIOTS	18	128	7.1	23	2
12/27/25	at Packers	36	216	6.0	30	4
01/04/26	at Steelers	20	126	6.3	41	0
09/13/26	at Colts	24	144	6.0	32t	3

DERRICK HENRY'S 100-YARD RUSHING GAMES (4): POSTSEASON

DATE	TEAM	ATT.	YDS.	AVG.	LG	TD
01/06/18	at Chiefs	23	156	6.8	35t	1
01/04/20	at Patriots	34	182	5.4	29	1
01/11/20	at Ravens	30	195	6.5	66	0
01/11/25	STEELERS	26	186	7.2	44t	2

22 DERRICK HENRY

DERRICK HENRY'S 2026 GXG REGULAR-SEASON STATISTICS (RAVENS)

			RUSHING					RECEIVING						
DATE	OPPONENT	P/S	NO.	YDS.	AVG.	LG	TD	NO.	YDS.	AVG.	LG	TD	W/L	SCORE
09/13	at Colts	S	24	144	6.0	32t	3	1	19	19.0	19	0	W	41-23
2026 TOTALS		**1-1**	**24**	**144**	**6.0**	**32T**	**3**	**1**	**19**	**19.0**	**19**	**0**	**1-0**	

88 MATT HIBNER

TE

6-4 | 250

COLLEGE: SMU

AGE: 24 HOMETOWN: ALEXANDRIA, VA

EXP. (NFL/RAVENS): ROOKIE GP/GS (PLAYOFFS): 1/0

— KEY TRANSACTIONS —

- Matt Hibner was selected by the Ravens in the fourth round (133rd overall) of the 2026 NFL Draft…Was the second of two Ravens draft picks in the round (WR Elijah Sarratt)

— COLLEGE HONORS —

- Honorable mention All-ACC (2025)
- Campbell Trophy semi-finalist (2025)
- Academic All-ACC (2024)
- Three-time Academic All-Big Ten (2021-23)
- Most Improved Player on Special Teams (Shared – 2022)

— COLLEGE HIGHLIGHTS —

- Played in 55 games (20 starts) over his six-year collegiate career at Southern Methodist (2024-25) and Michigan (2020-23)…Recorded 57 receptions for 819 yards (14.4 avg.) and 8 TDs throughout his career and served as a key special teams contributor throughout his time with the Wolverines
- Emerged as a pass catching TE at SMU (2024-25), posting 55 catches for 804 yards and 8 TDs in two seasons with the Mustangs…Had 2 receptions for 15 yards and was a key special teams contributor over four seasons at Michigan (2020-23)
- Helped Michigan win its first National Title in more than 20 years after defeating Washington, 34-13, in the 2023 College Football Playoff
- Following his final season at SMU, was selected to play in the American Bowl and Panini Senior Bowl

— PERSONAL —

- Father, Dave, works as a programs director for the Corps of Engineers (USACE) and is a retired Army colonel and engineer…He is a decorated Army veteran who served in Iraq and was awarded distinguished honors, such as the Silver Star, Legion of Merit and the Purple Heart
- His mother, Patty, is an educator who serves as an academic advisor at George Mason University
- Hibner's older brother, David, played college volleyball at Juniata (PA) College, while his younger brother, Zach, played TE at Lake Braddock (Burke, VA) Secondary School and is in the 2026 recruiting class
- Graduated with a degree in business administration from Michigan and is pursuing his master's degree in business management at SMU

— NOTE THE QUOTE —

"I think he's really evolved and tested really, really well at the combine. His numbers are off the charts. He's really, really explosive, a great jumper and has really good ball skills. He had an awesome year at receiving tight end. We think he's going to emerge as a blocker as well – he's a great person. We loved spending time with him here in Baltimore."

— EVP & GM Eric DeCosta

— 2026 SEASON HIGHLIGHTS —

- Recorded 1 reception for 13 yards in his NFL debut, en route to a 41-23 win at Ind. (9/13) …Baltimore registered 506 yards of offense (304 passing & 202 rushing), averaging 7.91 yards per play (NFL's best mark in Week 1)

MATT HIBNER'S NFL REGULAR SEASON RUSHING/RECEIVING STATISTICS

				RECEIVING					RUSHING				
DATE	TEAM	GP	GS	NO.	YDS.	AVG.	LG	TD	NO.	YDS.	AVG.	LG	TD
2026	Ravens	1	0	1	13	13.0	13	0	0	0	0.0	0	0
NFL TOTALS		**1**	**0**	**1**	**13**	**13.0**	**13**	**0**	**0**	**0**	**0.0**	**0**	**0**

MATT HIBNER'S NFL REGULAR SEASON RETURN STATISTICS

		KICKOFF RETURNS					PUNT RETURNS					
DATE	TEAM	RET.	YDS.	AVG.	LG	TD	NO.	FC	YDS.	AVG.	LG	TD
2026	Ravens	0	0	0.0	0	0	0	0	0	0.0	0	0
NFL TOTALS		**0**	**0**	**0.0**	**0**	**0**	**0**	**0**	**0**	**0.0**	**0**	**0**

MATT HIBNER'S SINGLE-GAME HIGHS: RECEIVING

Longest Receptions 13 at Indianapolis Colts, Sep 13, 2026

88 MATT HIBNER

MATT HIBNER'S 2026 GXG REGULAR-SEASON STATISTICS (RAVENS)

			RECEIVING					RUSHING						
DATE	OPPONENT	P/S	NO.	YDS.	AVG.	LG	TD	NO.	YDS.	AVG.	LG	TD	W/L	SCORE
09/13	at Colts	P	1	13	13.0	13	0	0	0	0.0	0	0	W	41-23
2026 TOTALS		**1-0**	**1**	**13**	**13.0**	**13**	**0**	**0**	**0**	**0.0**	**0**	**0**	**1-0**	



49 JAY HIGGINS IV

ILB

6-0 | 230

COLLEGE: IOWA

AGE: 24 HOMETOWN: INDIANAPOLIS, IN

EXP. (NFL/RAVENS): 2/2 GP/GS (PLAYOFFS): 12/0

— KEY TRANSACTIONS —

- Activated from Injured Reserve on 12/27/25
- Placed on Injured Reserve on 11/16/25
- Signed with the Ravens as an undrafted rookie free agent on 5/3/25

— CAREER HIGHLIGHTS —

- Played in 11 games as a rookie in 2025, totaling 3 tackles on defense, while adding 7 ST tackles (3 solo) and 1 ST FF

— PERSONAL —

- Started playing football at the pee-wee level…Also played basketball growing up and through high school, including on the AAU circuit…Was a three-year letterman in basketball and named the Conference Player of the Year as a senior after averaging 15 points per game
- Studied environmental policy and planning at Iowa
- Father, Roy, is a pastor and used to coach him in youth basketball
- Full name is Roy Jebaz "Jay" Higgins IV

JAY HIGGINS IV'S NFL REGULAR SEASON DEFENSIVE STATISTICS

				TACKLES								INTERCEPTIONS					FUMBLES				ST					MISC	
DATE	TEAM	GP	GS	TK	S	A	TFL	YDS	SK	YDS	QBH	NO	YDS	LG	TD	PD	FF	FR	TD	YDS	TK	S	A	FF	FR	S	A
2025	Ravens	11	0	3	0	3	0	0	0.0	0.0	0	0	0	0	0	0	0	0	0	0	7	3	4	1	0	0	0
2026	Ravens	1	0	0	0	0	0	0	0.0	0.0	0	0	0	0	0	0	0	0	0	0	1	0	1	0	0	0	0
NFL TOTALS		**12**	**0**	**3**	**0**	**3**	**0**	**0**	**0.0**	**0.0**	**0**	**0**	**0**	**0**	**0**	**0**	**0**	**0**	**0**	**0**	**8**	**3**	**5**	**1**	**0**	**0**	**0**

JAY HIGGINS IV'S SINGLE-GAME HIGHS: DEFENSIVE

Total Tackles 2 at Green Bay Packers, Dec 27, 2025

Special Teams Tackles 2 at Minnesota Vikings, Nov 09, 2025

Special Teams Forced Fumbles 1 vs. Chicago Bears, Oct 26, 2025

JAY HIGGINS IV'S 2026 GXG REGULAR-SEASON STATISTICS (RAVENS)

			TACKLES								INTERCEPTIONS					FUMBLES				ST					MISC			
DATE	OPPONENT	P/S	TK	S	A	SK	YDS	TFL	YDS	QBH	NO	YDS	LG	TD	PD	FF	FR	TD	YDS	TK	S	A	FF	FR	S	A	W/L	SCORE
09/13	at Colts	P	0	0	0	0.0	0.0	0	0	0	0	0	0	0	0	0	0	0	0	1	0	1	0	0	0	0	W	41-23
2026 TOTALS		**1-0**	**0**	**0**	**0**	**0.0**	**0.0**	**0**	**0**	**0**	**0**	**0**	**0**	**0**	**0**	**0**	**0**	**0**	**0**	**1**	**0**	**1**	**0**	**0**	**0**	**0**	**1-0**	

43 JUSTICE HILL

RB

5-10 | 195

COLLEGE: OKLAHOMA STATE

AGE: 28 HOMETOWN: TULSA, OK

EXP. (NFL/RAVENS): 8/8 GP/GS (PLAYOFFS): 85/5 (8/2)

— KEY TRANSACTIONS —

- Placed on Injured Reserve on 11/27/25
- Signed a two-year contract extension (through 2026) with Baltimore on 9/20/24
- Re-signed with the Ravens on 3/17/23
- Waived (injured) and reverted to IR (Achilles) on 9/7/21
- Originally selected by the Baltimore Ravens in the fourth round (113th overall) of the 2019 NFL Draft...Was the first of three Ravens' picks (G Ben Powers & CB Iman Marshall) in the round

— CAREER HIGHLIGHTS —

- Saw action in 10 games in 2025, notching 18 rushes for 93 yards and 2 TDs, including a 71-yard rushing TD…Added 21 catches for 169 yards and 1 receiving TD before being placed on Injured Reserve (neck)…Contributed to an offense that ranked No. 1 in the NFL in yards per rush (5.3), No. 2 in rushing yards per game (156.6) and No. 3 in rushing TDs (23)…Baltimore's offense also ranked seventh in yards per play (5.8) and 11th in points per game (24.9)
- Appeared in 15 games in 2024, totaling 228 rushing yards and 1 TD on 47 carries (4.9 avg.), while adding career highs in receptions (42), receiving yards (383) and receiving TDs (3)…Also posted 5 KORs for 183 yards, including a 59-yard return at NYG (12/15)…Became the fourth Ravens RB, and first since Mark Ingram II in 2019, to record 3 receiving TDs in a season…Contributed to an offense that ranked No. 1 in the NFL in yards per game (424.9), yards per play (6.8 – third-best single-season mark in NFL history), yards per rush (5.8 – best mark in single-season NFL history) and red zone efficiency (74.2%) and No. 3 in points per game (30.5), while setting a franchise single-season record with 7,224 net yards
- Appeared in 16 games (five starts) in 2023, totaling career highs in every major offensive category, including rushes (84), rushing yards (387), rushing TDs (3), receptions (28), receiving yards (206) and receiving TDs (1)…Also posted 3 KORs for 119 yards, including a career-long 78-yarder…Contributed to the NFL's No. 1 rushing offense (156.6 ypg) and No. 4 scoring offense (28.4 ppg)…The ground game eclipsed 100 yards in all 17 contests, while also setting a single-season franchise record with 26 rushing TDs
- Recorded a then-career-long 56-yard KOR to the Steelers' 40-yard line vs. Pit. (1/1/23)
- Appeared in 12 games in 2020, totaling a team-high 9 special teams tackles and producing 1 FF for a unit that allowed only 5.7 yards per punt return (fourth best in the NFL)…Also tallied 80 scrimmage yards on 12 carries and 5 catches, as Baltimore finished with the NFL's No. 1 ranked rushing attack (191.9 ypg), which produced the third-most yards (3,071) ever in a 16-game NFL season
- Scored his first-career TD on an 18-yard run in the 31-15 win at Cle. (12/22/19), helping clinch the franchise's first-ever No. 1 playoff seed
- Recorded a 46-yard KOR in the OT victory at Pit. (10/6/19)
- Posted 27 yards on 7 carries in his NFL debut in the 59-10 victory at Mia. (9/8/19)…Helped set single-game franchise records in total net yards (643) and points (59)

— PERSONAL —

- Brother, Dax, was a first-round pick (31st overall) of the Cincinnati Bengals in the 2022 NFL Draft
- Is a barber who enjoys cutting hair for his friends
- Majored in finance at Oklahoma State

JUSTICE HILL'S NFL REGULAR SEASON RUSHING/RECEIVING STATISTICS

				RUSHING					RECEIVING				
DATE	TEAM	GP	GS	NO.	YDS.	AVG.	LG	TD	NO.	YDS.	AVG.	LG	TD
2019	Ravens	16	0	58	225	3.9	18t	2	8	70	8.8	14	0
2020	Ravens	12	0	12	60	5.0	19	0	5	20	4.0	8	0
2021	Ravens	0	0	0	0	0.0	0	0	0	0	0.0	0	0
2022	Ravens	15	0	49	262	5.3	34	0	12	58	4.8	15	0
2023	Ravens	16	5	84	387	4.6	41	3	28	206	7.4	24	1
2024	Ravens	15	0	47	228	4.9	51t	1	42	383	9.1	27t	3
2025	Ravens	10	0	18	93	5.2	71t	2	21	169	8.0	37	1
2026	Ravens	1	0	6	18	3.0	7	0	1	10	10.0	10	0
NFL TOTALS		**85**	**5**	**274**	**1,273**	**4.6**	**71T**	**8**	**117**	**916**	**7.8**	**37**	**5**

43 JUSTICE HILL

JUSTICE HILL'S NFL POSTSEASON RUSHING/RECEIVING STATISTICS

				RUSHING					RECEIVING				
DATE	TEAM	GP	GS	NO.	YDS.	AVG.	LG	TD	NO.	YDS.	AVG.	LG	TD
2019	Ravens	1	0	0	0	0.0	0	0	4	26	6.5	14	0
2020	Ravens	2	0	0	0	0.0	0	0	0	0	0.0	0	0
2022	Ravens	1	0	0	0	0.0	0	0	2	10	5.0	9	0
2023	Ravens	2	2	16	69	4.3	14	0	6	45	7.5	11	0
2024	Ravens	2	0	12	62	5.2	22	0	6	20	3.3	7	1
NFL TOTALS		**8**	**2**	**28**	**131**	**4.7**	**22**	**0**	**18**	**101**	**5.6**	**14**	**1**

JUSTICE HILL'S NFL REGULAR SEASON RETURN STATISTICS

		KICKOFF RETURNS					PUNT RETURNS					
DATE	TEAM	RET.	YDS.	AVG.	LG	TD	NO.	FC	YDS.	AVG.	LG	TD
2019	Ravens	12	227	18.9	46	0	0	0	0	0.0	0	0
2020	Ravens	0	0	0.0	0	0	0	0	0	0.0	0	0
2021	Ravens	0	0	0.0	0	0	0	0	0	0.0	0	0
2022	Ravens	10	247	24.7	56	0	0	0	0	0.0	0	0
2023	Ravens	3	119	39.7	78	0	0	0	0	0.0	0	0
2024	Ravens	5	183	36.6	59	0	0	0	0	0.0	0	0
2025	Ravens	7	188	26.9	30	0	0	0	0	0.0	0	0
2026	Ravens	0	0	0.0	0	0	0	0	0	0.0	0	0
NFL TOTALS		**37**	**964**	**26.1**	**78**	**0**	**0**	**0**	**0**	**0.0**	**0**	**0**

JUSTICE HILL'S NFL POSTSEASON RETURN STATISTICS

		KICKOFF RETURNS					PUNT RETURNS					
DATE	TEAM	RET.	YDS.	AVG.	LG	TD	NO.	FC	YDS.	AVG.	LG	TD
2019	Ravens	0	0	0.0	0	0	0	0	0	0.0	0	0
2020	Ravens	0	0	0.0	0	0	0	0	0	0.0	0	0
2022	Ravens	3	65	21.7	29	0	0	0	0	0.0	0	0
2023	Ravens	0	0	0.0	0	0	0	0	0	0.0	0	0
2024	Ravens	0	0	0.0	0	0	0	0	0	0.0	0	0
NFL TOTALS		**3**	**65**	**21.7**	**29**	**0**	**0**	**0**	**0**	**0.0**	**0**	**0**

JUSTICE HILL'S SINGLE-GAME HIGHS: RUSHING/RECEIVING

Rush Attempts 13 vs. Seattle Seahawks, Nov 05, 2023
Rushing Yards 76 at Kansas City Chiefs, Sep 28, 2025
Rushing Average 5.6 vs. Buffalo Bills, Oct 02, 2022
Longest Runs 71t at Kansas City Chiefs, Sep 28, 2025
Rushing TDs 2 vs. Houston Texans, Sep 10, 2023
Receptions 6 vs. Buffalo Bills, Sep 29, 2024
...1 more at 6.
Receiving Yards 78 vs. Buffalo Bills, Sep 29, 2024
Receiving Average 15.0 vs. Detroit Lions, Sep 22, 2025
Longest Receptions 37 vs. Detroit Lions, Sep 22, 2025
Receiving TDs 1 at Kansas City Chiefs, Sep 28, 2025
...4 more at 1.
All-Purpose Yards 250 at Kansas City Chiefs, Sep 28, 2025
Kickoff Returns 5 at Kansas City Chiefs, Sep 28, 2025
Kickoff Return Yards 133 at Kansas City Chiefs, Sep 28, 2025
Longest Kickoff Return 78 vs. Miami Dolphins, Dec 31, 2023
Kickoff Return Average 26.6 at Kansas City Chiefs, Sep 28, 2025
Special Teams Tackles 3 at Indianapolis Colts, Nov 08, 2020
Most TDs 2 at Kansas City Chiefs, Sep 28, 2025
...1 more at 2.
Miscellaneous Tackles 1 at Pittsburgh Steelers, Nov 17, 2024
...2 more at 1.
Scrimmage Yards 117 at Kansas City Chiefs, Sep 28, 2025

JUSTICE HILL'S SINGLE-GAME HIGHS - POSTSEASON: RUSHING/RECEIVING

Rush Attempts 13 vs. Houston Texans, Jan 20, 2024
Rushing Yards 66 vs. Houston Texans, Jan 20, 2024
Rushing Average 5.1 vs. Houston Texans, Jan 20, 2024
Longest Runs 22 at Buffalo Bills, Jan 19, 2025
Receptions 4 vs. Pittsburgh Steelers, Jan 11, 2025
...2 more at 4.
Receiving Yards 34 vs. Kansas City Chiefs, Jan 28, 2024
Receiving Average 8.5 vs. Kansas City Chiefs, Jan 28, 2024
Longest Receptions 14 vs. Tennessee Titans, Jan 11, 2020
Receiving TDs 1 vs. Pittsburgh Steelers, Jan 11, 2025
All-Purpose Yards 77 vs. Houston Texans, Jan 20, 2024
Kickoff Returns 3 at Cincinnati Bengals, Jan 15, 2023
Kickoff Return Yards 65 at Cincinnati Bengals, Jan 15, 2023
Longest Kickoff Return 29 at Cincinnati Bengals, Jan 15, 2023
Kickoff Return Average 21.7 at Cincinnati Bengals, Jan 15, 2023
Most TDs 1 vs. Pittsburgh Steelers, Jan 11, 2025
Scrimmage Yards 77 vs. Houston Texans, Jan 20, 2024

JUSTICE HILL'S 2026 GXG REGULAR-SEASON STATISTICS (RAVENS)

			RUSHING					RECEIVING						
DATE	OPPONENT	P/S	NO.	YDS.	AVG.	LG	TD	NO.	YDS.	AVG.	LG	TD	W/L	SCORE
09/13	at Colts	P	6	18	3.0	7	0	1	10	10.0	10	0	W	41-23
2026 TOTALS		**1-0**	**6**	**18**	**3.0**	**7**	**0**	**1**	**10**	**10.0**	**10**	**0**	**1-0**	

43 JUSTICE HILL

JUSTICE HILL'S 2024 GXG REGULAR-SEASON STATISTICS (RAVENS)

			KICKOFF RETURNS					PUNT RETURNS							
DATE	OPPONENT	P/S	RET	YDS	AVG	LG	TD	NO	FC	YDS	AVG	LG	TD	W/L	SCORE
09/05	at Chiefs	P	0	0	0.0	0	0	0	0	0	0.0	0	0	L	20-27
09/15	Raiders	P	0	0	0.0	0	0	0	0	0	0.0	0	0	L	23-26
09/22	at Cowboys	P	0	0	0.0	0	0	0	0	0	0.0	0	0	W	28-25
09/29	Bills	P	0	0	0.0	0	0	0	0	0	0.0	0	0	W	35-10
10/06	at Bengals	P	0	0	0.0	0	0	0	0	0	0.0	0	0	W	41-38+
10/13	Commanders	P	2	57	28.5	34	0	0	0	0	0.0	0	0	W	30-23
10/21	at Buccaneers	P	1	37	37.0	37	0	0	0	0	0.0	0	0	W	41-31
10/27	at Browns	P	0	0	0.0	0	0	0	0	0	0.0	0	0	L	24-29
11/03	Broncos	P	0	0	0.0	0	0	0	0	0	0.0	0	0	W	41-10
11/07	Bengals	P	0	0	0.0	0	0	0	0	0	0.0	0	0	W	35-34
11/17	at Steelers	P	1	30	30.0	30	0	0	0	0	0.0	0	0	L	16-18
11/25	at Chargers	P	0	0	0.0	0	0	0	0	0	0.0	0	0	W	30-23
12/01	Eagles	P	0	0	0.0	0	0	0	0	0	0.0	0	0	L	19-24
12/15	at Giants	P	1	59	59.0	59	0	0	0	0	0.0	0	0	W	35-14
12/21	Steelers	P	0	0	0.0	0	0	0	0	0	0.0	0	0	W	34-17
12/25	at Texans							INACTIVE						W	31-2
01/04	Browns							ON INACTIVE LIST						W	35-10
2024 TOTALS		**15-0**	**5**	**183**	**36.6**	**59**	**0**	**0**	**0**	**0**	**0.0**	**0**	**0**	**12-5**	

+ - Overtime

44 MARLON HUMPHREY

PRO BOWL

CB

6-0 | 200

COLLEGE: ALABAMA

AGE: 30 HOMETOWN: HOOVER, AL

EXP. (NFL/RAVENS): 10/10 GP/GS (PLAYOFFS): 132/114 (8/7)

— KEY TRANSACTIONS —

- Placed on Injured Reserve (pectoral) on 12/7/21
- Signed a five-year contract extension (through 2026) with the Ravens on 10/1/20
- Selected by the Ravens in the first round (16th overall) of the 2017 NFL Draft...Declared for the NFL Draft following his redshirt sophomore season

— HONORS —

- Two-time *Associated Press* first-team All-Pro (2019, 2024)
- Four-time Pro Bowler (2019-20 & 2022, 2024)
- Team MVP by Baltimore media (2018)

— CAREER HIGHLIGHTS —

- Is one of two players (also Ray Lewis) to register at least a dozen INTs (23) and FFs (18) in a Ravens career...Is one of three active players (also LB Lavonte David and DB Harrison Smith) to reach the marks
- Owns 23 career INTs, which ranks fourth in Ravens history
- Started all 15 games in 2025, notching 68 tackles (53 solo), 1 sack, 3 TFL, 3 QBH, a team-high 4 INTs, 13 PD, 2 FFs and 1 FR…Helped Baltimore's defense rank No. 3 in defensive total rush EPA (52.3), No. 5 in goal-to-go defense (64.7%) and No. 6 in red zone TD efficiency (50.8%)
- Started all 16 games in 2024, tallying 67 tackles (50 solo), including a career-high 5 TFL, a half-sack, a career-high and AFC-best 6 INTs (including one pick-6) and 2 FFs, en route to earning his fourth Pro Bowl nod…Became the first player since 2009 (DB Charles Woodson) to record 5 TFL, 6 INTs and 2 FFs in a single season…Helped Baltimore's defense rank No. 1 against the run (80.1 ypg), No. 2 in sacks (54) and No. 5 (tied) in yards per play allowed (5.2)
- Started 10 games with Baltimore in 2023, registering 26 tackles, 1 TFL, 1 INT and 5 PD…Helped the Ravens' defense become the first unit in NFL history to lead the league in scoring (16.5), sacks (60) and takeaways (31)
- Started all 17 games en route to his third Pro Bowl nod in 2022, registering 71 tackles, 1 FF and single-season career-bests in sacks (3) and INTs (3, tied w/ 2019)…Finished as one of two DBs (also L'Jarius Sneed) to record at least 3 INTs and 3 sacks in 2022...Recorded his first-career game with multiple takeaways (1 INT & 1 FR) vs. Car. (11/20)
- Started all 12 games in which he appeared in 2021, posting 58 tackles (44 solo), 1 QBH, 1 INT, a team-high 13 PD and 1 FF before suffering a season-ending pectoral injury in Week 13 at Pittsburgh (12/5)
- Earning his second-straight Pro Bowl selection in 2020, started all 15 games in which he played, posting 82 tackles (70 solo), 2.5 sacks, 4 TFL, 4 QBHs, 11 PD, 1 INT and a league-leading 8 FFs (also a Ravens' single-season record)…Helped Baltimore's defense rank No. 2 in both points allowed (18.9) and third-down efficiency (34.0%)
- In 2020, led the NFL with a Ravens franchise record 8 FFs, tying for the second most by a DB in NFL single-season history...He became the first DB to register at least 8 FFs and a sack (2.5) in a single season (records kept since 2000)
- Broke OLB Terrell Suggs' single-season franchise record of 7 FFs (2011) after a 2-FF performance at Cle. (12/14/20)
- In 2019, totaled 65 tackles, 3 INTs (-14 yards), a team-leading 14 PD, 3 FRs (2 were returned for TDs) and 2 FFs, helping the Ravens' defense rank No. 3 in points (17.6) and No. 4 in yards (300.6) allowed per game...Baltimore's 6 defensive TDs tied (TB) for No. 1 in the NFL
- Owns the longest FR in Ravens history, a 70-yard FR-TD recorded in the 37-20 victory vs. NE (11/3/19)
- Picked up a game-sealing WR DK Metcalf fumble and ran 18 yards to score his first-career TD (10/20/19 at Sea.)
- In 2018, produced 37 tackles, 2 INTs and led the Ravens with 15 PD, earning team MVP honors by Baltimore media
- As a rookie in 2017, totaled 34 tackles, 2 INTs and finished second on the team with 11 PD for a unit that led the league in both takeaways (34) and INTs (22)

— PERSONAL —

- Father, Bobby, was a first-team All-American RB at Alabama in 1986 and 1987, ranking third in Crimson Tide career rushing yards (3,420)...Bobby became a 1989 first-round draft pick of the Denver Broncos, where he played three seasons and earned 1990 Pro Bowl honors...Bobby also played for the Miami Dolphins in 1992
- Mother, Barbara, set Alabama-Birmingham's still-standing record in the outdoor 400 meters (53.30)
- Older brother, Maudrecus, played WR at Arkansas and UAB...Older sister, Breona, ran track at UAB...Younger sister, Brittley, was a standout hurdler at LSU
- During the 2019 offseason, earned his degree from Alabama, completing a pledge he made after declaring for the draft
- Spent much of the 2018, 2019 and 2021 offseasons serving as a volunteer track coach at Hoover (AL) HS

— 2026 SEASON HIGHLIGHTS —

- Tallied 4 tackles (3 solo) and 1 FF in the 41-23 win at Ind., helping limit the Colts to 251 yards of offense…Registered his 18th-career FF with 6:47 remaining in the first half, setting up a Ravens TD

44 MARLON HUMPHREY

MARLON HUMPHREY'S NFL REGULAR SEASON DEFENSIVE STATISTICS

				TACKLES								INTERCEPTIONS					FUMBLES				ST					MISC	
DATE	TEAM	GP	GS	TK	S	A	TFL	YDS	SK	YDS	QBH	NO	YDS	LG	TD	PD	FF	FR	TD	YDS	TK	S	A	FF	FR	S	A
2017	Ravens	16	5	34	30	4	1	5	0.0	0.0	0	2	33	18	0	11	0	0	0	0	0	0	0	0	0	0	0
2018	Ravens	14	8	37	31	6	3	6	0.0	0.0	0	2	0	0	0	15	1	0	0	0	0	0	0	0	0	0	0
2019	Ravens	16	15	65	53	12	4	7	0.0	0.0	1	3	14	14	0	14	2	3	2	91	0	0	0	0	0	0	0
2020	Ravens	15	15	82	70	12	4	44	2.5	14.5	4	1	8	8	0	11	8	0	0	0	0	0	0	0	0	0	0
2021	Ravens	12	12	58	44	14	0	0	0.0	0.0	1	1	0	0	0	13	1	0	0	0	0	0	0	0	0	0	0
2022	Ravens	17	17	71	53	18	3	19	3.0	14.0	4	3	26	26	0	7	1	2	0	0	0	0	0	0	0	0	0
2023	Ravens	10	10	26	22	4	1	0	0.0	0.0	1	1	3	3	0	5	0	0	0	0	0	0	0	0	0	0	0
2024	Ravens	16	16	67	50	17	5	7	0.5	3.0	4	6	37	37t	1	15	2	0	0	0	0	0	0	0	0	0	0
2025	Ravens	15	15	68	53	15	3	9	1.0	7.0	3	4	54	27	0	13	2	1	0	0	0	0	0	0	0	0	0
2026	Ravens	1	1	4	3	1	0	0	0.0	0.0	0	0	0	0	0	1	1	1	0	0	0	0	0	0	0	0	0
NFL TOTALS		**132**	**114**	**512**	**409**	**103**	**24**	**97**	**7.0**	**38.5**	**18**	**23**	**175**	**37T**	**1**	**105**	**18**	**7**	**2**	**91**	**0**	**0**	**0**	**0**	**0**	**0**	**0**

MARLON HUMPHREY'S NFL POSTSEASON DEFENSIVE STATISTICS

				TACKLES								INTERCEPTIONS					FUMBLES				ST					MISC	
DATE	TEAM	GP	GS	TK	S	A	TFL	YDS	SK	YDS	QBH	NO	YDS	LG	TD	PD	FF	FR	TD	YDS	TK	S	A	FF	FR	S	A
2018	Ravens	1	1	1	1	0	0	0	0.0	0.0	0	0	0	0	0	0	0	0	0	0	0	0	0	0	0	0	0
2019	Ravens	1	1	2	2	0	0	0	0.0	0.0	0	0	0	0	0	0	0	0	0	0	0	0	0	0	0	0	0
2020	Ravens	2	2	7	5	2	0	0	0.0	0.0	0	0	0	0	0	1	0	0	0	0	0	0	0	0	0	0	0
2022	Ravens	1	1	6	6	0	0	0	0.0	0.0	0	0	0	0	0	0	0	0	0	0	0	0	0	0	0	0	0
2023	Ravens	1	0	1	1	0	0	0	0.0	0.0	0	0	0	0	0	0	0	0	0	0	0	0	0	0	0	0	0
2024	Ravens	2	2	8	4	4	0	0	0.0	0.0	1	0	0	0	0	0	0	0	0	0	0	0	0	0	0	0	0
NFL TOTALS		**8**	**7**	**25**	**19**	**6**	**0**	**0**	**0.0**	**0.0**	**1**	**0**	**0**	**0**	**0**	**1**	**0**	**0**	**0**	**0**	**0**	**0**	**0**	**0**	**0**	**0**	**0**

MARLON HUMPHREY'S SINGLE-GAME HIGHS: DEFENSIVE

Total Tackles 10 vs. Las Vegas Raiders, Sep 15, 2024
Solo Tackles 8 vs. Washington Commanders, Oct 13, 2024
...4 more at 8.
Sacks 1.0 vs. Cincinnati Bengals, Nov 27, 2025
...5 more at 1.0.
Passes Defensed 4 vs. Tampa Bay Buccaneers, Dec 16, 2018
Forced Fumbles 2 at Cleveland Browns, Dec 14, 2020
...1 more at 2.
Fumble Recoveries 1 at Miami Dolphins, Oct 30, 2025
...5 more at 1.
Tackles For Loss 2 at Jacksonville Jaguars, Nov 27, 2022
Interceptions 2 at Tampa Bay Buccaneers, Oct 21, 2024
Interception Return Yards 37 vs. Pittsburgh Steelers, Dec 21, 2024
Safeties 1 at Cleveland Browns, Dec 14, 2020
Longest Opp Fumble Return 70 vs. New England Patriots, Nov 03, 2019

MARLON HUMPHREY'S SINGLE-GAME HIGHS - POSTSEASON: DEFENSIVE

Total Tackles 6 at Cincinnati Bengals, Jan 15, 2023
Solo Tackles 6 at Cincinnati Bengals, Jan 15, 2023
Passes Defensed 1 at Tennessee Titans, Jan 10, 2021

MARLON HUMPHREY'S 2026 GXG REGULAR-SEASON STATISTICS (RAVENS)

			TACKLES								INTERCEPTIONS					FUMBLES				ST					MISC			
DATE	OPPONENT	P/S	TK	S	A	SK	YDS	TFL	YDS	QBH	NO	YDS	LG	TD	PD	FF	FR	TD	YDS	TK	S	A	FF	FR	S	A	W/L	SCORE
09/13	at Colts	S	4	3	1	0.0	0.0	0	0	0	0	0	0	0	1	1	1	0	0	0	0	0	0	0	0	0	W	41-23
2026 TOTALS		**1-1**	**4**	**3**	**1**	**0.0**	**0.0**	**0**	**0**	**0**	**0**	**0**	**0**	**0**	**1**	**1**	**1**	**0**	**0**	**0**	**0**	**0**	**0**	**0**	**0**	**0**	**1-0**	

5 TYLER HUNTLEY

QB

6-1 | 204

COLLEGE: UTAH

AGE: 28 HOMETOWN: HALLANDALE BEACH, FL

EXP. (NFL/RAVENS): 7/6 GP/GS (PLAYOFFS): 30/16 (2/1)

— KEY TRANSACTIONS —

- Signed to a two-year contract extension (through 2027) on 3/9/26
- Signed to the active roster from the practice squad on 10/24/25
- Activated from the practice squad (standard elevation) on 10/5/25 (vs. Hou.) and 10/12/25 (vs. LAR)
- Signed to the Ravens' practice squad on 8/27/25
- Released from the Browns' practice squad on 8/24/25
- Signed with the Browns on 8/5/25
- Activated from Injured Reserve on 11/28/24
- Placed on Injured Reserve on 10/23/24
- Signed to the Dolphins' practice squad on 9/17/24
- Signed to the Ravens' practice squad on 8/31/24
- Released by the Browns on 8/29/24
- Signed with the Browns on 3/20/24
- Re-signed with the Ravens on 4/24/23
- Signed a Reserve/Future contract with Baltimore on 1/18/21
- Was activated from the practice squad (COVID replacement elevation) on 12/2/20 at Pit., 12/20/20 vs. Jax. and (standard elevation) on 12/27/20 vs. NYG, 1/3/21 at Cin., 1/10/21 at Ten., 1/16/21 at Buf.
- Signed to the Ravens' practice squad on 9/6/20
- Waived by Baltimore on 9/5/20
- Signed with the Ravens as a undrafted rookie free agent on 4/30/20

— HONORS —

- Pro Bowl (2022)

— CAREER HIGHLIGHTS —

- Appeared in five games (including two starts when he lead Baltimore to victory) for the Ravens in 2025, completing 52-of-67 passes (77.6%) for 426 yards, 2 TDs and a passer rating of 103.1…Also added 151 rushing yards on 24 attempts
- Saw action in six games (four starts) in relief of QB Lamar Jackson (knee) in 2022, completing 75-of-112 passes for 658 yards, 2 TDs and 3 INTs, while adding 43 rush attempts for 137 yards and 1 TD...Completed 17-of-29 passes for 226 yards, 2 TDs and 1 INT (92.0 rating), while adding 9 rushes 54 yards, including a game-long 35-yarder, in the Wild Card Playoff at Cin. (1/15/23)…Became the 10th NFL QB since the 1970 merger to post at least 200 passing yards and 50 rushing yards in the first postseason start of a career, joining Josh Allen, Daunte Culpepper, Daniel Jones, Colin Kaepernick, Joe Montana, Cam Newton, Tim Tebow, Deshaun Watson & Steve Young
- Filled in for QB Lamar Jackson, who left the game due to injury (knee) at the end of the first quarter in the 10-9 win vs. Den. (12/4/22)…Completed 27-of-32 passes for 187 yards, with 1 INT, while adding a team-high 41 rushing yards on 10 carries…Led his second-career fourth quarter game-winning drive, completing 8-of-8 passes for 50 yards, while adding 12 rushing yards and a 2-yard rushing TD to help seal the victory...Became the first backup QB since at least 2000 (when data became available) to spark a 90+ yard drive that resulted in a game-winning TD in the final minute of regulation
- Saw action in seven games (four starts) in relief of QB Lamar Jackson in 2021, completing 122-of-188 passes for 1,081 yards, 3 TDs and 4 INTs (76.6 rating)…Added 294 rushing yards and 2 TDs on 47 carries (6.3 avg)…Was instrumental in helping Baltimore produce the NFL's sixth-ranked offense (378.8 ypg) and third-best rushing attack (145.8 ypg)
- On 12/12/21 at Cle., filled in for QB Lamar Jackson following his second-quarter departure (ankle – did not return), completing 27-of-38 passes for a career-high 270 yards and his first-career TD (99.7 rating), while adding 45 rushing yards on 6 carries
- Made his first NFL start in place of QB Lamar Jackson (illness), completing 26-of-36 passes for 219 yards, while adding 40 yards on the ground, in the 16-13 win at Chi. (11/21/21)…Led a five-play, 72-yard game-winning drive with 1:33 remaining in the fourth quarter to help Baltimore secure its first-ever victory in Chicago…Huntley joined Chase Daniel (2013) and Robert Griffin III (2012) as the only QBs in NFL history to eclipse 200 passing yards and 40 rushing yards, while completing at least 70% of their passes in their first NFL start.
- Played in two regular season games and one postseason contest as a rookie in 2020...Completed 3-of-5 passes for 15 yards, while adding 23 rushing yards on 10 carries...Also filled in for QB Lamar Jackson (concussion) in the fourth quarter of the AFC Divisional Playoff at Buf. (1/16/21), completing 7-of-13 passes for 60 yards, while adding 32 yards rushing on 3 attempts

— PERSONAL —

- Played against Ravens QB Lamar Jackson in high school...In a battle of unbeaten teams in 2014, the two star quarterbacks combined for 8 TDs...Huntley's Hallandale Chargers eventually secured the victory

5 TYLER HUNTLEY

TYLER HUNTLEY'S NFL REGULAR SEASON PASSING/RUSHING STATISTICS

				PASSING												RUSHING				
DATE	TEAM	GP	GS	ATT.	CMP.	PCT.	YDS	AVG.	TD	INT.	LG	SK	LST	RATE	NO.	YDS.	AVG.	LG	TD
2020	Ravens	2	0	5	3	60.0	15	3.0	0	0	8	0	0	64.6	10	23	2.3	19	0
2021	Ravens	7	4	188	122	64.9	1,081	5.8	3	4	43	18	107	76.6	47	294	6.3	21	2
2022	Ravens	6	4	112	75	67.0	658	5.9	2	3	40	7	34	77.2	43	137	3.2	14	1
2023	Ravens	5	1	37	21	56.8	203	5.5	3	0	27t	4	28	99.3	15	55	3.7	11	0
2024	Ravens	0	0	0	0	0.0	0	0.0	0	0	0	0	0	0.0	0	0	0.0	0	0
							Went from **Baltimore** to **Miami**.												
2024	Dolphins	5	5	133	86	64.7	829	6.2	3	3	25	15	92	80.1	26	135	5.2	20	2
2024	TOTAL	5	5	133	86	64.7	829	6.2	3	3	25	15	92	80.1	26	135	5.2	20	2
2025	Ravens	5	2	67	52	77.6	426	6.4	2	0	36	8	38	103.1	24	151	6.3	29	0
2026	Ravens	0	0	0	0	0.0	0	0.0	0	0	0	0	0	0.0	0	0	0.0	0	0
TOTALS		**30**	**16**	**542**	**359**	**66.2**	**3,212**	**5.9**	**13**	**10**	**43**	**52**	**299**	**82.3**	**165**	**795**	**4.8**	**29**	**5**

TYLER HUNTLEY'S NFL POSTSEASON PASSING/RUSHING STATISTICS

				PASSING												RUSHING				
DATE	TEAM	GP	GS	ATT.	CMP.	PCT.	YDS	AVG.	TD	INT.	LG	SK	LST	RATE	NO.	YDS.	AVG.	LG	TD
2020	Ravens	1	0	13	6	46.2	60	4.6	0	0	29	1	8	59.8	3	32	10.7	19	0
2022	Ravens	1	1	29	17	58.6	226	7.8	2	1	41t	2	17	92.0	9	54	6.0	35	0
2023	Ravens	0	0	0	0	0.0	0	0.0	0	0	0	0	0	0.0	0	0	0.0	0	0
TOTALS		**2**	**1**	**42**	**23**	**54.8**	**286**	**6.8**	**2**	**1**	**41T**	**3**	**25**	**82.0**	**12**	**86**	**7.2**	**35**	**0**

TYLER HUNTLEY'S SINGLE-GAME HIGHS: QUARTERBACK

Pass Attempts	41 at New York Jets, Jan 05, 2025	**Passer Rating**	158.3 vs. Miami Dolphins, Dec 31, 2023
Pass Completions	28 vs. Green Bay Packers, Dec 19, 2021	**Rush Attempts**	13 vs. Green Bay Packers, Dec 19, 2021
Yards Passing	270 at Cleveland Browns, Dec 12, 2021	**Rushing Yards**	73 vs. Green Bay Packers, Dec 19, 2021
TD Passes	2 vs. Green Bay Packers, Dec 19, 2021	**Rushing Average**	7.5 at Green Bay Packers, Dec 27, 2025
Long Passes	43 vs. Green Bay Packers, Dec 19, 2021	**Longest Runs**	29 vs. Chicago Bears, Oct 26, 2025
Completion Percentage	84.6 at Cleveland Browns, Dec 29, 2024	**Rushing TDs**	2 vs. Green Bay Packers, Dec 19, 2021

TYLER HUNTLEY'S SINGLE-GAME HIGHS - POSTSEASON: QUARTERBACK

Pass Attempts	29 at Cincinnati Bengals, Jan 15, 2023	**Passer Rating**	92.0 at Cincinnati Bengals, Jan 15, 2023
Pass Completions	17 at Cincinnati Bengals, Jan 15, 2023	**Rush Attempts**	9 at Cincinnati Bengals, Jan 15, 2023
Yards Passing	226 at Cincinnati Bengals, Jan 15, 2023	**Rushing Yards**	54 at Cincinnati Bengals, Jan 15, 2023
TD Passes	2 at Cincinnati Bengals, Jan 15, 2023	**Rushing Average**	6.0 at Cincinnati Bengals, Jan 15, 2023
Long Passes	41t at Cincinnati Bengals, Jan 15, 2023	**Longest Runs**	35 at Cincinnati Bengals, Jan 15, 2023
Completion Percentage	58.6 at Cincinnati Bengals, Jan 15, 2023		

TYLER HUNTLEY'S 2026 GXG REGULAR-SEASON STATISTICS (RAVENS)

			PASSING											RUSHING					
DATE	OPPONENT	P/S	ATT	CMP	YDS	PCT	Y/A	Y/C	TD	INT	LG	SK/YD	RATE	ATT	YDS	LG	TD	W/L	SCORE
09/13	at Colts		DID NOT PLAY (NON-INJURY)															W	41-23
2026 TOTALS		**0-0**	**0**	**0**	**0**	**0.0**	**0.0**	**0.0**	**0**	**0**	**0**	**0/0**	**0.0**	**0**	**0**	**0**	**0**	**1-0**	

71 VEGA IOANE

G

6-4 | 326

COLLEGE: PENN STATE

AGE: 22 HOMETOWN: GRAHAM, WA

EXP. (NFL/RAVENS): ROOKIE GP/GS (PLAYOFFS): 1/1

— KEY TRANSACTIONS —

- Olaivavega Ioane was selected by the Ravens in the first round (14th overall) of the 2026 NFL Draft

— COLLEGE HONORS —

- First-team All-American by *CBS Sports* and *On3* (2025)
- Second-team All-American by *AP*, *The Athletic*, *FWAA*, *Sports Illustrated* and Walter Camp (2025)
- Finalist for the Polynesian Player of the Year Award (2025)
- First-team All-Big Ten by media (2025)
- Second-team All-Big Ten by conference coaches (2025)
- Academic All-Big Ten (2023-25)
- Second-team All-Big Ten by conference coaches and media (2024)
- Honorable mention All-Big Ten by media (2023)

— COLLEGE HIGHLIGHTS —

- Played in 44 games (32 starts) at Penn State across four seasons, logging 2,309 total snaps (1,879 at LG, 314 at RG, with additional snaps at center and tackle)
- Surrendered just 3 sacks in 1,165 career pass-blocking snaps, including a stretch of 28 consecutive starts without allowing a sack, per PFF
- Earned extensive All-America and All-Big Ten recognition following a dominant 2025 season, posting a 99.3% PFF pass-blocking efficiency rating while allowing only 4 QBHs
- In 2025, anchored an offense that produced 200-plus rushing yards in five games and 400-plus total yards in five games…Helped RB Kaytron Allen rank among the FBS leaders in rushing yards (1,303), rushing yards per game (108.6) and rushing TDs (15)

— PERSONAL —

- Full name is Olaivavega Ioane (pronounced: **OH-LIE-vuh-VENG-uh, yo-WAHN-ay**)
- Son of Aifai and Pausisi Ioane…Is the youngest of nine siblings, with five brothers – Joe, Chico, Avei, David and Tausisi Jr. – and three sisters – Hana, Mata and Lili
- Was born in American Samoa and moved to Washington State at the age of 10
- Originally played rugby when he was younger – following in the footsteps of his father and brothers – and didn't begin playing football until high school
- Enjoys gospel music, baking, cooking and hiking in his free time
- Graduated with a degree in journalism from Penn State…Is interested in pursuing opportunities in sports media following his NFL playing career

— NOTE THE QUOTE —

"He is the epitome of what we want the team to be like: a line-of-scrimmage, dominant team. He is a really physical, really great player, really great person. I really enjoyed getting to know him a little bit on the visit. He's everything that we want our guys to be. … He is dominant at the line of scrimmage. I think we added the best interior offensive lineman in the draft."

— Head Coach Jesse Minter

— 2026 SEASON HIGHLIGHTS —

- Made his NFL debut, starting at RG in the season-opening win at Ind. (9/13)…Played 64 snaps on offense and 7 on ST, blocking for an offense that totaled 506 yards (324 passing & 202 rushing) and 5 TDs

VEGA IOANE'S NFL REGULAR SEASON STATISTICS

DATE	TEAM	GP	GS
2026	Ravens	1	1
NFL TOTALS		**1**	**1**

VEGA IOANE'S 2026 GXG REGULAR-SEASON STATISTICS (RAVENS)

DATE	OPPONENT	P/S	W/L	SCORE
09/13	at Colts	S	W	41-23
2026 TOTALS		**1-1**	**1-0**	

50 ADISA ISAAC

OLB

6-4 | 253

COLLEGE: PENN STATE

AGE: 24 HOMETOWN: BROOKLYN, NY

EXP. (NFL/RAVENS): 3/3 GP/GS (PLAYOFFS): 4/0

— KEY TRANSACTIONS —

- Waived by Baltimore on 8/30/26 and signed to the practice squad on 8/31/26
- Passed physical and removed from Physically Unable to Perform (PUP) list on 7/31/26
- Placed on the Reserve/Physically Unable to Perform (PUP) list on 7/25/26
- Designated to return from Injured Reserve on 8/26/25
- Passed his physical and was removed from NFI on 8/6/24
- Placed on the Non-Football Injury (NFI) list on 7/15/24
- Adisa Isaac was selected by the Ravens in the third round (93rd overall) of the 2024 NFL Draft

— CAREER HIGHLIGHTS —

- Saw action in four games during his rookie season in 2024, registering 3 tackles, including 1 TFL, and 1 PD, while adding 1 ST tackle…Helped Baltimore's defense rank No. 1 against the run (80.1 ypg), No. 2 in sacks (54) and No. 5 (tied) in yards per play allowed (5.2)

— PERSONAL —

- Full name is Adisa Akil Isaac
- Has two brothers, Kyle Wiltshire and Y'ashua Isaac, and one sister, Tadj Isaac, all of whom are non-verbal and diagnosed with intellectual delay and developmental disability…Adisa helped his single mother, Lisa Wiltshire-Isaac, raise his siblings…Lisa has worked as a special education teacher for over 30 years, currently at PS 138 in Brooklyn, NY, with students from kindergarten through second grade
- Also has a 2-year old son, Jaxon
- Was involved in basketball, tap dance, choir, taekwondo and swimming as a kid…Started playing football in high school, first as a LB and WR before moving to DE
- Has volunteered at the Penn Wortman Center (Brooklyn, NY)
- Interned at State College Area High School in 2021, where he worked with kids with disabilities and sometimes worked overnight shifts
- Earned his degree in rehabilitation and human services in December 2023…Thinking of devoting his post-football life to helping children with disabilities, potentially counseling or teaching
- Given "The Chosen One" nickname by his high school football coach, Brian Ellis
- **Name is pronounced: ah-DEE-suh**

ADISA ISAAC'S NFL REGULAR SEASON DEFENSIVE STATISTICS

				TACKLES								INTERCEPTIONS					FUMBLES				ST					MISC	
DATE	TEAM	GP	GS	TK	S	A	TFL	YDS	SK	YDS	QBH	NO	YDS	LG	TD	PD	FF	FR	TD	YDS	TK	S	A	FF	FR	S	A
2024	Ravens	4	0	3	1	2	1	4	0.0	0.0	0	0	0	0	0	1	0	0	0	0	1	1	0	0	0	0	0
2025	Ravens	0	0	0	0	0	0	0	0.0	0.0	0	0	0	0	0	0	0	0	0	0	0	0	0	0	0	0	0
2026	Ravens	0	0	0	0	0	0	0	0.0	0.0	0	0	0	0	0	0	0	0	0	0	0	0	0	0	0	0	0
NFL TOTALS		**4**	**0**	**3**	**1**	**2**	**1**	**4**	**0.0**	**0.0**	**0**	**0**	**0**	**0**	**0**	**1**	**0**	**0**	**0**	**0**	**1**	**1**	**0**	**0**	**0**	**0**	**0**

ADISA ISAAC'S NFL POSTSEASON DEFENSIVE STATISTICS

				TACKLES								INTERCEPTIONS					FUMBLES				ST					MISC	
DATE	TEAM	GP	GS	TK	S	A	TFL	YDS	SK	YDS	QBH	NO	YDS	LG	TD	PD	FF	FR	TD	YDS	TK	S	A	FF	FR	S	A
2024	Ravens	0	0	0	0	0	0	0	0.0	0.0	0	0	0	0	0	0	0	0	0	0	0	0	0	0	0	0	0
NFL TOTALS		**0**	**0**	**0**	**0**	**0**	**0**	**0**	**0.0**	**0.0**	**0**	**0**	**0**	**0**	**0**	**0**	**0**	**0**	**0**	**0**	**0**	**0**	**0**	**0**	**0**	**0**	**0**

ADISA ISAAC'S SINGLE-GAME HIGHS: DEFENSIVE

Total Tackles	3 vs. Buffalo Bills, Sep 29, 2024

ADISA ISAAC'S 2026 GXG REGULAR-SEASON STATISTICS (RAVENS)

			TACKLES								INTERCEPTIONS					FUMBLES				ST					MISC			
DATE	OPPONENT	P/S	TK	S	A	SK	YDS	TFL	YDS	QBH	NO	YDS	LG	TD	PD	FF	FR	TD	YDS	TK	S	A	FF	FR	S	A	W/L	SCORE
09/13	at Colts											PRACTICE SQUAD															W	41-23
2026 TOTALS			**0**	**0**	**0**	**0.0**	**0.0**	**0**	**0**	**0**	**0**	**0**	**0**	**0**	**0**	**0**	**0**	**0**	**0**	**0**	**0**	**0**	**0**	**0**	**0**	**0**	**1-0**	

39 KEONDRE JACKSON

S

6-2 | 215

COLLEGE: ILLINOIS STATE

AGE: 24 HOMETOWN: FREEPORT, IL

EXP. (NFL/RAVENS): 2/2 GP/GS (PLAYOFFS): 13/0

— KEY TRANSACTIONS —

- Signed to the active roster from the practice squad on 11/4/25
- Activated from the practice squad (standard elevation) on 10/12/25 (vs. LAR), 10/26/25 (vs. Chi.) and 10/30/25 (at Mia.)
- Waived by Baltimore on 8/26/25 and signed to the practice squad on 8/27/25
- Signed with the Ravens as an undrafted rookie free agent on 5/3/25

— CAREER HIGHLIGHTS —

- Played in 12 games as a rookie for Baltimore in 2025, registering 13 ST tackles (10 solo), 1 FF, 1 FR and 1 blocked extra point

— PERSONAL —

- Has 14 siblings, whose ages range from 7-29 years old

KEONDRE JACKSON'S NFL REGULAR SEASON DEFENSIVE STATISTICS

				TACKLES								INTERCEPTIONS					FUMBLES				ST					MISC	
DATE	TEAM	GP	GS	TK	S	A	TFL	YDS	SK	YDS	QBH	NO	YDS	LG	TD	PD	FF	FR	TD	YDS	TK	S	A	FF	FR	S	A
2025	Ravens	12	0	0	0	0	0	0	0.0	0.0	0	0	0	0	0	0	0	0	0	0	13	10	3	1	1	0	0
2026	Ravens	1	0	0	0	0	0	0	0.0	0.0	0	0	0	0	0	0	0	0	0	0	0	0	0	0	0	0	0
NFL TOTALS		**13**	**0**	**0**	**0**	**0**	**0**	**0**	**0.0**	**0.0**	**0**	**0**	**0**	**0**	**0**	**0**	**0**	**0**	**0**	**0**	**13**	**10**	**3**	**1**	**1**	**0**	**0**

KEONDRE JACKSON'S SINGLE-GAME HIGHS: DEFENSIVE

Special Teams Tackles 2 vs. Cincinnati Bengals, Nov 27, 2025
...2 more at 2.

Special Teams Forced Fumbles 1 at Minnesota Vikings, Nov 09, 2025

Blocked Extra Points 1 at Pittsburgh Steelers, Jan 04, 2026

KEONDRE JACKSON'S 2026 GXG REGULAR-SEASON STATISTICS (RAVENS)

			TACKLES								INTERCEPTIONS					FUMBLES				ST					MISC			
DATE	OPPONENT	P/S	TK	S	A	SK	YDS	TFL	YDS	QBH	NO	YDS	LG	TD	PD	FF	FR	TD	YDS	TK	S	A	FF	FR	S	A	W/L	SCORE
09/13	at Colts	P	0	0	0	0.0	0.0	0	0	0	0	0	0	0	0	0	0	0	0	0	0	0	0	0	0	0	W	41-23
2026 TOTALS		**1-0**	**0**	**0**	**0**	**0.0**	**0.0**	**0**	**0**	**0**	**0**	**0**	**0**	**0**	**0**	**0**	**0**	**0**	**0**	**0**	**0**	**0**	**0**	**0**	**0**	**0**	**1-0**	

8 LAMAR JACKSON

QB

6-2 | 205

COLLEGE: LOUISVILLE

AGE: 29 HOMETOWN: POMPANO BEACH, FL

EXP. (NFL/RAVENS): 9/9 GP/GS (PLAYOFFS): 117/108 (8/8)

— KEY TRANSACTIONS —

- Signed a five-year contract extension (through 2027) with the Baltimore Ravens
- Lamar Jackson was selected by the Ravens in the first round (32nd overall) of the 2018 NFL Draft

— HONORS —

- Two-time *Associated Press* NFL MVP (2019, 2023)
- Three-time *PFWA* NFL MVP (2019, 2023-24)
- Three-time *Associated Press* first-team All-Pro (2019, 2023-24)
- Four-time Pro Bowler (2019, 2021, 2023-24)
- Maxwell FB Club's Bert Bell Pro Player of the Year (2019, 2023)
- *PFWA* Offensive Player of the Year (2019)
- *Sporting News* Offensive Player of the Year (2019, 2023)
- Ranked the league's No. 1 player, as voted by his peers, on the NFL Network's Top 100 List (2020)
- Three-time *PFWA* All-NFL Team (2019, 2023-24)
- Three-time *PFWA* All-AFC Team (2019, 2023-24)
- Three-time *Sporting News* All-Pro Team (2019, 2023-24)
- FedEx Air Player of the Year (2019)
- Four-time Ravens team MVP, as voted on by the local media (2019-20, 2023-24)
- Three-time NFL 101 Awards' AFC Offensive Player of the Year (2019, 2023-24)
- Pro Bowl Offensive MVP (2019)
- Four-time AFC Offensive Player of the Month (October 2024, December-January 2023, September 2022, November 2019)
- 14-time AFC Offensive Player of the Week (Week 9, 2025; Week 10, 2024; Week 7, 2024; Week 5, 2024; Week 17, 2023; Week 7, 2023; Week 5, 2021; Week 14, 2020; Week 1, 2020; Week 15, 2019; Week 12, 2019; Week 10, 2019; Week 9, 2019; Week 1, 2019)
- Four-time FedEx Air NFL Player of the Week (Week 17, 2023; Week 12, 2019; Week 10, 2019; Week 1, 2019)
- FedEx Ground NFL Player of the Week (Week 6, 2019)
- NFL Offensive Rookie of the Month (December 2018)

— CAREER HIGHLIGHTS —

- Jackson (2019 & 2023) is the 11th player in NFL history to win multiple MVP honors, joining Peyton Manning (5), Aaron Rodgers (4), Tom Brady (3), Jim Brown (3), Brett Favre (3), Johnny Unitas (3), Patrick Mahomes (2), Joe Montana (2), Kurt Warner (2) & Steve Young (2)...Only Jackson, Mahomes, Favre & Brown have been named league MVP multiple times at age 27 or younger
- Is 77-31 (.713) as a regular season starter, ranking fifth by a QB (min. 50 starts) since 1970, trailing only Patrick Mahomes (.756), Tom Brady (.754) & Roger Staubach (.743)
- Jackson's four career games with a perfect passer rating (min. 15 attempts) rank No. 1 in NFL history...Is one of two QBs (also Ben Roethlisberger) in NFL history with multiple outings notching perfect passer rating and at least 5 passing TDs...Is the third QB ever with eight career games with a 150+ passer rating (min. 15 attempts in each game), joining Drew Brees (eight) and Ben Roethlisberger (eight)
- Owns the most rushing yards (6,562) by a QB in NFL history, passing Michael Vick (6,109) on 12/25/24 (at Hou.)
- Owns QB records for most 100-yard rushing performances (14) and 50-yard rushing performances (63) in a career
- Owns the most 800- (four), 700- (six) and 600-yard (seven) rushing seasons, respectively, by a QB in NFL history...Is also tied (with Cam Newton) for the most 500-yard (seven) rushing seasons
- Has six career outings with at least 5 passing TDs, tying Peyton Manning and Patrick Mahomes for the most within the first seven seasons of an NFL career...His six performances with at least 5 TD passes without throwing a pick are two more than the next most (Peyton Manning & Patrick Mahomes - 4) by a player within the first seven years of a career
- Is the only QB in NFL history with multiple 3+ passing TD and 100+ rushing yard performances (9/25/22 at NE, 9/18/22 vs. Mia., 11/7/21 vs. Min. & 12/22/19 at Cle.)
- Owns the league's only two performances with at least 200 passing yards, 100 rushing yards and multiple rushing TDs (9/24/23 vs. Ind & and 9/19/21 vs. KC) since the 1970 merger
- Compiled a 38-12 in his first 50 QB starts, tying Tom Brady (38) and Danny White (38) for the third-most wins by a QB in the first 50 starts of an NFL career, trailing only Patrick Mahomes (40) and Hall of Famer Ken Stabler (40)
- In 2024, became the first player in NFL history to produce at least 4,000 passing yards and 800 (and thus 900) rushing yards in a single season and the first player in NFL history to finish a season with 40+ passing TDs and 4 or fewer INTs (2024)…Also recorded seven games with a passer rating of at least 135, setting an NFL single-season record…His 119.6 passer rating in 2024 stands as the fourth-best single-season mark in NFL history
- On 12/15/24, became the first player in NFL history to complete 80% of his passes for at least 250 yards and 5 TDs with 0 INTs, while adding 50-plus rushing yards, in a regular season game

8 LAMAR JACKSON

- On 10/6/24 at Cin., became the first player in NFL history with multiple single-game performances of at least 300 passing yards, 4 passing TDs and 50 rushing yards (also 10/11/21 vs. Ind.)
- Started in 13 games in 2025, completing 192-of-302 passes (63.6%) for 2,549 yards, 21 TDs and a 103.8 passer rating, adding 349 yards and 2 rushing TDs on 67 rushes…Jackson's 8.44 yards per pass attempt ranked as the league's third-best mark, while his passer rating stood fourth…Led an offense that ranked No. 1 in the NFL in yards per rush (5.3), No. 2 in rushing yards per game (156.6) and No. 3 in rushing TDs (23)…Baltimore's offense also ranked seventh in yards per play (5.8) and 11th in points per game (24.9)
- Started in all 17 games in 2024, completing 316-of-474 passes (66.7%) for career highs in passing yards (4,172 yards), passing TDs (41, franchise record), passer rating (119.6, league high & franchise record) and yards per attempt (8.8, league high & franchise record), while throwing 4 INTs for a career-best 10.3 TD-to-INT ratio (league high & franchise record), en route to his fourth-career Pro Bowl…Also added 915 rushing yards and 4 TDs on a league-best 6.6 yards per carry…Guided the NFL's No. 1 offense in yards per game (424.9), yards per play (6.8 – third-best single-season mark in NFL history) and red zone efficiency (74.2%) and No. 3 in points per game (30.5), while setting a franchise single-season record with 7,224 net yards…Baltimore's rushing attack also averaged an NFL-best 187.6 yards per game and 5.8 yards per carry (best figure in single-season NFL history)
- Earned his second MVP honor (also 2019) and was named a first-team All-Pro and Pro Bowl performer after completing 307-of-457 passes (67.2%) for a career-high 3,678 yards, 24 TDs and 7 INTs, producing the NFL's fourth-best passer rating (102.7 rating) in 2023…Also led the Ravens' rushing attack with 821 yards and 5 TDs, averaging a league-best 5.5 yards per carry...Became the only QB in NFL history with multiple seasons (also 2019 MVP campaign) reaching the incredible 3,000 passing/800 rushing milestone…Guided an offense that ranked fourth in scoring (28.4 ppg) and No. 6 in total yards (370.4 ypg)...Improved to 58-19 (.753) as the Ravens' starter in regular season play
- Posted the NFL's first-ever performance (regular + postseason) with 100+ rushing yards, 100+ passer rating, 2+ passing TDs and 2+ rushing TDs in the AFC Divisional Win vs. Hou. (1/20/24)
- Recorded his 50th regular season win in his 68th-career start vs. Det. (10/22/23), marking the fifth-fewest starts by a QB to reach 50 regular season wins in the Super Bowl Era...Only QBs Ken Stabler (62 starts), Patrick Mahomes (63), Tom Brady (65) and Famer Roger Staubach (67) reached the mark in fewer starts
- Recorded his first-career game with at least 2 passing TDs and 2 rushing TD in a 28-3 victory at Cle. (10/1/23)
- Started 12 games in 2022, completing 203-of-326 passes for 2,242 yards, 17 TDs and 7 INTs (91.1 rating), while adding 112 carries for 764 yards (6.8 avg.) and 3 TDs…Became the first player in NFL history to record 10,000 passing yards and 4,000 rushing yards in any five-year span of a career…Also surpassed Hall of Famer Steve Young (4,437) for the fifth-most rushing yards (4,308) by a QB in NFL history… Spearheaded the NFL's No. 2 rush offense (160.2 ypg), which produced the league's most rushes (88) of 10+ yards and most games (12) with 150+ rushing yards
- On 9/25/22 at NE, produced the second game in NFL history (also QB Randall Cunningham in 1990) with 4 passing TDs, 100 rushing yards and 1 rushing TD
- On 9/18/22 vs. Mia., became the first player in NFL history to record 300 passing yards, 3 passing TDs, while adding 100 rushing yards and 1 rushing TD in a single game...Also became the first player in NFL history to record a pass TD and rush TD of 75-plus yards each
- In 12 starts in 2021, completed 246-of-382 passes for 2,882 yards, 16 TDs and 13 INTs (87.0 rating), while adding team-high 767 yards and 2 TDs…Earning his second-career Pro Bowl nod, recorded at least 200 passing and 50 rushing yards in seven games, tying Randall Cunningham (1990) and Jackson's 2019 campaign for the most such performances in single-season NFL history
- In 2021, eclipsed 3,000 rushing yards in his 48th-career game, becoming the fastest QB in NFL history to reach that mark (Mike Vick – 61 games)
- Surpassed Hall of Famer Dan Marino on 10/17/21 vs. LAC by becoming the first QB in league history to reach 35 career victories before the age of 25
- On 10/11/21 vs. Ind., Jackson threw for a career-high (and single-game franchise record) 442 yards, surpassing his previous mark of 324 at Miami in 2019...Jackson passed for 4 TDs and 0 INTs, completing 86% of his passes (37-of-43)....He became the first player in NFL history to pass for 400 yards while also completing at least 85% of his passes, and his 86% completion rate was the highest of any player in NFL history with at least 40 attempts
- Started 15 games in 2020, completing 242-of-376 passes for 2,757 yards and 26 TDs, while adding a team-high 1,005 rushing yards to become the first QB in NFL history to record multiple 1,000-yard rushing seasons...Led a Baltimore offense that produced the NFL's No. 1 rushing attack (191.9 ypg), which posted the third-most yards (3,071) ever in a 16-game NFL season…Baltimore also owned the seventh-best scoring offense (29.3 ppg) and fourth-best third-down offense (48.8%)
- In 2020, tied Dan Marino for the best record through a QB's first 30 starts (25-5) in NFL history...Also became the fastest QB to produce 30 regular season wins in NFL history, doing so in just his 37th start
- In 2020, Jackson rushed for 1,005 yards, becoming the first QB in NFL history with multiple 1,000-rush yard seasons

8 LAMAR JACKSON

- In 2020, became the first player in NFL history to reach 5,000 passing yards and 2,500 rushing yards in the first three years of a career
- In 2020, Jackson became the fastest QB in league history (35 games) to reach 5,000 passing yards and 2,000 rushing yards
- Completed 17-of-24 passes for 179 yards, while adding a team-high 136 of Baltimore's postseason franchise-best 236 rushing yards in the 20-13 Wild Card Playoff win at Ten. (1/10/21)...His 136 rushing yards were the third most by a QB in NFL postseason history, and he joined QB Colin Kaepernick as the only QBs in NFL playoff history with multiple 100-yard rushing outputs
- Named the 2019 NFL MVP, earning all 50 first-place votes to make him only the second unanimous MVP in NFL history (Tom Brady, 2010)...Became the youngest QB to ever win MVP, at 22 years and 358 days old (on Dec. 31, 2019)
- In 2019, Jackson (36/7) became the third QB in NFL history to produce at least 35 passing TDs & 7 rushing TDs in a season...Steve Young (35/7 in 1994) & Cam Newton (35/10 in 2015) also won MVP honors after accomplishing this feat...Josh Allen joined the group with a 37/8 season in 2020
- In his 2019 NFL MVP campaign, led the Ravens to their first-ever No. 1 playoff seed and second-consecutive AFC North Division title, while producing one of the greatest seasons ever by an NFL QB...Completed 265-of-401 passes for 3,127 yards and an NFL-high 36 TDs (also a franchise record)
- In 2019, tallied 1,206 rushing yards (sixth in the league), which are the most by a QB in NFL single-season history...Helped Baltimore set a new NFL single-season team record for rushing yards (3,296)...Became the first QB in NFL history to produce at least 3,000 passing yards and 1,000 rushing yards in a season
- Baltimore produced the NFL's No. 1 scoring offense (33.2 ppg) in 2019, also setting new single-season franchise records for total TDs (64), points (531), rushing yards (3,296) and total net yards (6,521)
- In 2019, the Ravens became the first team in NFL history to average at least 200 rushing (206.0) and 200 net passing (201.6) yards per game in a season
- Set a Ravens' single-season passing TDs record (36) and had his fifth 100-yard rushing game of the year, extending his NFL single-season record by a QB, at Cle. (12/22/19)
- In the Divisional Playoff vs. Ten. (1/11/20), became the first player in NFL history with at least 350 passing yards and 100 rushing yards in a game (includes regular season and playoffs)...His 365 passing yards and the Ravens' 530 yards of offense set new franchise playoff single-game records
- Set the NFL single-season rushing record for a QB and threw 5 TD passes in a game for the third time in 2019 in Week 15 vs. NYJ (12/12)...Became the sixth QB in NFL history to have at least three 5-TD passing games in a season
- Registered at least 60 rushing yards in nine-straight games (Weeks 4-12) in 2019, ranking as the then-most consecutive 60+ rushing outputs by a QB in NFL single-season history
- On 11/25/19 at LAR, became the youngest player in NFL history with multiple 5-passing TD games in a season...Became the first player ever to record 3,000-plus passing yards and 1,500-plus rushing yards in his first two seasons...Became the first player ever to throw 4 TDs and have at least 50 rushing yards in back-to-back games
- On 11/17/19 vs. Hou., Jackson surpassed Cam Newton (1,447 yards) for the most rushing yards by a QB through the first two seasons of a career in NFL history
- On 11/10/19 at Cin., became the second player (QB Ben Roethlisberger, 2007) in NFL history to produce a perfect passer rating (158.3) in multiple games in a single season...Also had a 158.3 rating on 9/8/19 at Mia.
- On 10/13/19 vs. Cin., became the first player ever with at least 200 passing yards and 150 rushing yards in a regular season game...His 152 rushing yards stand as the third most by a QB in NFL single-game regular season history
- On 10/6/19 at Pit., tied Robert Griffin III as the fastest QB in NFL history to reach 1,000 career rushing yards (21 games)
- On 9/15/19 vs. Ari., became the first player in league history to throw for at least 250 yards and rush for at least 120 yards in a game, in the 23-17 win vs. Ari.
- On 9/8/19 at Mia., registered then-career highs in passing yards (324) and TDs (5) to produce a perfect 158.3 QB rating...Became the first QB in team history to post a perfect passer rating, also setting a then-franchise record in completion percentage (85.0%)...Led the charge in producing team records in total yards (643) and points (59)
- On 9/8/19 at Mia., became the seventh QB in NFL history to record at least 300 passing yards, 5 TDs and a perfect 158.3 passer rating...He is also the youngest NFL QB ever to register a perfect passer rating
- In 2018, helped lead the Ravens to the AFC North title, completing 99-of-170 passes for 1,201 yards and 6 TDs...Started the regular season's last seven games and led Baltimore to a 6-1 record
- As a rookie, produced 695 rushing yards and 5 TDs for the NFL's No. 2 rush attack (152.6 ypg)...His 695 rushing yards were the most among NFL QBs in 2018
- Became the youngest QB to start a playoff game in NFL history (21 years, 364 days), completing 14-of-29 passes for 194 yards and 2 TDs in the WC playoff vs. LAC (1/6/19)
- Made his first-career start, replacing QB Joe Flacco (hip) in the 24-21 win vs. Cin. (11/18/18)...Completed 13-of-19 passes for 150 yards and 1 INT, adding 119 rushing yards on 26 carries...Marked the first time in NFL history that a team had a rookie QB and RB (Gus Edwards, 115) each surpass 100 rushing yards in a game...His 119 rushing yards were the then-second most by a rookie QB since the 1970 merger, with only Robert Griffin III having more (138 on 10/14/12)
- Completed his first-career TD pass to fellow rookie TE Hayden Hurst on a 26-yard completion at Car. (10/28/18)

8 LAMAR JACKSON

— PERSONAL —

- Established Forever Dreamers, a non-profit organization that encourages youth to dream big and chase their dreams
- Author of the children's book "I dream, You Dream, Let Us Dream," which inspires youth to dream, work hard and commit to making their aspirations become reality
- Created the Era 8 Apparel clothing line
- Owns the "Play Action Soulfood & More" restaurant in Pompano Beach, FL
- Participated in 2024 Paris Fashion Week and visited Munich, Germany, for a visit with FC Bayern's Alphonso Davies...Also took part in a flag football clinic for local athletes
- Was awarded a key to the city of his hometown Pompano Beach, FL, in May 2017
- Played neighborhood football with Titans WR Calvin Ridley, competed in Pee Wee vs. former Ravens WR Marquise Brown and played against former Ravens QB Tyler Huntley in high school...In a battle of unbeaten teams in 2014, the two star QBs combined for 8 TDs, with Huntley's Hallandale Chargers eventually securing the victory

— 2026 SEASON HIGHLIGHTS —

- Completed 17-of-25 passes for 324 yards and 1 TD (124.2 rating) in the season-opening win at Ind. (9/13), marking his 10th career 300-yard game…Capped off a 3-play, 51-yard drive with a 5-yard TD run on Baltimore's opening drive, the 36th rushing TD of his career, tying Aaron Rodgers and Michael Vick for 11th all time by a QB…Also added 7 carries for 40 yards, including a 16-yard scramble out of a collapsed pocket to get the first down…Baltimore registered 506 yards of offense and averaged 7.9 yards per play

LAMAR JACKSON'S NFL REGULAR SEASON PASSING/RUSHING STATISTICS

				PASSING											RUSHING				
DATE	TEAM	GP	GS	ATT.	CMP.	PCT.	YDS	AVG.	TD	INT.	LG	SK	LST	RATE	NO.	YDS.	AVG.	LG	TD
2018	Ravens	16	7	170	99	58.2	1,201	7.1	6	3	74	16	71	84.5	147	695	4.7	39	5
2019	Ravens	15	15	401	265	66.1	3,127	7.8	36	6	83t	23	106	113.3	176	1,206	6.9	47t	7
2020	Ravens	15	15	376	242	64.4	2,757	7.3	26	9	47	29	160	99.3	159	1,005	6.3	50t	7
2021	Ravens	12	12	382	246	64.4	2,882	7.5	16	13	49t	38	190	87.0	133	767	5.8	31	2
2022	Ravens	12	12	326	203	62.3	2,242	6.9	17	7	75t	26	114	91.1	112	764	6.8	79t	3
2023	Ravens	16	16	457	307	67.2	3,678	8.0	24	7	80	37	218	102.7	148	821	5.5	30	5
2024	Ravens	17	17	474	316	66.7	4,172	8.8	41	4	84t	23	149	119.6	139	915	6.6	48t	4
2025	Ravens	13	13	302	192	63.6	2,549	8.4	21	7	64t	36	239	103.8	67	349	5.2	19	2
2026	Ravens	1	1	25	17	68.0	324	13.0	1	0	54t	2	20	124.2	7	40	5.7	19	1
TOTALS		**117**	**108**	**2,913**	**1,887**	**64.8**	**22,932**	**7.9**	**188**	**56**	**84T**	**230**	**1,267**	**102.4**	**1,088**	**6,562**	**6.0**	**79T**	**36**

LAMAR JACKSON'S NFL POSTSEASON PASSING/RUSHING STATISTICS

				PASSING											RUSHING				
DATE	TEAM	GP	GS	ATT.	CMP.	PCT.	YDS	AVG.	TD	INT.	LG	SK	LST	RATE	NO.	YDS.	AVG.	LG	TD
2018	Ravens	1	1	29	14	48.3	194	6.7	2	1	39	7	55	78.8	9	54	6.0	17	0
2019	Ravens	1	1	59	31	52.5	365	6.2	1	2	38	4	20	63.2	20	143	7.2	30	0
2020	Ravens	2	2	48	31	64.6	341	7.1	0	2	31	8	38	68.1	25	170	6.8	48t	1
2022	Ravens	0	0	0	0	0.0	0	0.0	0	0	0	0	0	0.0	0	0	0.0	0	0
2023	Ravens	2	2	59	36	61.0	424	7.2	3	1	54	7	46	92.8	19	154	8.1	23	2
2024	Ravens	2	2	46	34	73.9	429	9.3	4	1	42	3	24	122.5	21	120	5.7	20	0
TOTALS		**8**	**8**	**241**	**146**	**60.6**	**1,753**	**7.3**	**10**	**7**	**54**	**29**	**183**	**84.6**	**94**	**641**	**6.8**	**48T**	**3**

LAMAR JACKSON'S SINGLE-GAME HIGHS: QUARTERBACK

Pass Attempts	43 vs. Los Angeles Rams, Dec 10, 2023 ...3 more at 43.	**Passer Rating**	158.3 vs. Denver Broncos, Nov 03, 2024 ...3 more at 158.3.
Pass Completions	37 vs. Indianapolis Colts, Oct 11, 2021	**Rush Attempts**	26 vs. Cincinnati Bengals, Nov 18, 2018
Yards Passing	442 vs. Indianapolis Colts, Oct 11, 2021	**Rushing Yards**	152 vs. Cincinnati Bengals, Oct 13, 2019
TD Passes	5 at New York Giants, Dec 15, 2024 ...5 more at 5.	**Rushing Average**	13.8 at Cleveland Browns, Dec 14, 2020
		Longest Runs	79t vs. Miami Dolphins, Sep 18, 2022
Long Passes	84t vs. Cincinnati Bengals, Nov 07, 2024	**Rushing TDs**	2 at Cleveland Browns, Oct 01, 2023 ...5 more at 2.
Completion Percentage	88.2 at Cincinnati Bengals, Nov 10, 2019		

LAMAR JACKSON'S SINGLE-GAME HIGHS - POSTSEASON: QUARTERBACK

Pass Attempts	59 vs. Tennessee Titans, Jan 11, 2020	**Passer Rating**	132.0 vs. Pittsburgh Steelers, Jan 11, 2025
Pass Completions	31 vs. Tennessee Titans, Jan 11, 2020	**Rush Attempts**	20 vs. Tennessee Titans, Jan 11, 2020
Yards Passing	365 vs. Tennessee Titans, Jan 11, 2020	**Rushing Yards**	143 vs. Tennessee Titans, Jan 11, 2020
TD Passes	2 at Buffalo Bills, Jan 19, 2025 ...3 more at 2.	**Rushing Average**	9.1 vs. Houston Texans, Jan 20, 2024
		Longest Runs	48t at Tennessee Titans, Jan 10, 2021
Long Passes	54 vs. Kansas City Chiefs, Jan 28, 2024	**Rushing TDs**	2 vs. Houston Texans, Jan 20, 2024
Completion Percentage	76.2 vs. Pittsburgh Steelers, Jan 11, 2025		

8 LAMAR JACKSON

LAMAR JACKSON'S 300-YARD PASSING GAMES (10): REGULAR SEASON

DATE	TEAM	NO.	YDS.	AVG.	LG	TD
09/08/19	at Dolphins	17	324	19.1	83t	5
10/03/21	at Broncos	22	316	14.4	49t	1
10/11/21	COLTS	37	442	11.9	43t	4
09/18/22	DOLPHINS	21	318	15.1	75t	3
10/22/23	LIONS	21	357	17.0	80	3
12/10/23	RAMS	24	316	13.2	54t	3
12/31/23	DOLPHINS	18	321	17.8	75t	5
10/06/24	at Bengals	26	348	13.4	55	4
10/13/24	COMMANDERS	20	323	16.2	44	1
09/13/26	at Colts	17	324	19.1	54t	1

LAMAR JACKSON'S 300-YARD PASSING GAMES (1): POSTSEASON

DATE	TEAM	NO.	YDS.	AVG.	LG	TD
01/11/20	TITANS	31	365	11.8	38	1

LAMAR JACKSON'S 2026 GXG REGULAR-SEASON STATISTICS (RAVENS)

			PASSING											RUSHING					
DATE	OPPONENT	P/S	ATT	CMP	YDS	PCT	Y/A	Y/C	TD	INT	LG	SK/YD	RATE	ATT	YDS	LG	TD	W/L	SCORE
09/13	at Colts	S	25	17	324	68.0	13.0	19.1	1	0	54t	2/20	124.2	7	40	19	1	W	41-23
2026 TOTALS		**1-1**	**25**	**17**	**324**	**68.0**	**13.0**	**19.1**	**1**	**0**	**54T**	**2/20**	**124.2**	**7**	**40**	**19**	**1**	**1-0**	

94 JOHN JENKINS

NT

6-3 | 360

COLLEGE: GEORGIA

AGE: 37 HOMETOWN: MERIDEN, CT

EXP. (NFL/RAVENS): 14/2 GP/GS (PLAYOFFS): 168/78 (5/0)

— KEY TRANSACTIONS —

- Passed physical and removed from Physically Unable to Perform (PUP) list on 8/3/26
- Placed on the Reserve/Physically Unable to Perform (PUP) list on 7/25/26
- Signed to a one-year contract extension (through 2026) on 1/2/25
- Signed by the Baltimore Ravens on 6/2/25
- Re-signed by Las Vegas as an unrestricted free agent on 3/18/24
- Signed by the Las Vegas Raiders as an unrestricted free agent on 3/24/23
- Re-signed by the Dolphins on 4/7/22
- Re-signed by the Miami Dolphins as an unrestricted free agent on 4/1/21
- Activated from Injured Reserve on 10/15/20
- Placed on Injured Reserve on 9/23/20
- Signed by the Chicago Bears as an unrestricted free agent on 4/27/20
- Signed by Miami Dolphins as a free agent on 9/2/19
- Released by the Giants on 8/30/19
- Re-signed by the Giants as an unrestricted free agent on 5/12/19
- Signed by New York Giants as a free agent on 9/3/18
- Released by Chicago on 8/31/18
- Re-signed by Chicago on 4/6/18
- Re-signed by Chicago on 9/3/17
- Signed by Chicago Bears as an unrestricted free agent on 3/16/17
- Signed by Seattle Seahawks as a free agent on 11/15/16
- Waived by New Orleans on 11/8/16
- Selected by the New Orleans Saints in the third round (82nd overall) of the 2013 NFL Draft

— CAREER HIGHLIGHTS —

- Saw action in all 17 games (14 starts) for Baltimore in 2025, recording 39 tackles (16 solo), 1 sack, 3 TFL, 1 QBH, 1 PD, 2 FFs and 1 FR…Helped Baltimore's defense rank No. 3 in defensive total rush EPA (52.3), No. 5 in goal-to-go defense (64.7%) and No. 6 in red zone TD efficiency (50.8%)
- Started in all 17 games for the second-consecutive year in 2024, totaling 46 tackles (13 solo), including 3 TFL, 1 sack, 4 QBHs and 2 PD
- Started in all 17 games for the Raiders in 2023, collecting a season-high 61 tackles (24 solo), including 4 TFL, 1 sack, 2 QBHs, 4 PD and 1 FR-TD
- Appeared in 11 games for the Bears in 2020, collecting 21 tackles (7 solo), 1 QBH and 1 PD, helping the Bears rank No. 11 in total defense (344.9 ypg), No. 8 in third-down defense (38.1%) and No. 5 in red zone defense (54.7%)
- Appeared in seven games (one start) for the Saints before being signed by the Seahawks and playing in two more games in 2016, totaling 13 tackles (6 solo) across both teams…Posted 1 solo tackle in the 26-6 Wild Card win vs. Det. (1/7/17), marking Seattle's 10th-consecutive home playoff win
- Posted a single-game career-high 9 tackles (2 solo), including 1 TFL, vs. Ten. (11/8/15)
- Registered his first-career sack (-6 yards) in the 31-15 win at Chi. (12/15/14)
- Appeared in all 16 games (two starts) as a rookie in 2013, logging 21 tackles (13 solo), including 2 TFL and 2 QBHs, helping the Saints earn a 11-5 record and rank No. 4 in total defense (305.7 ypg), No. 1 in first downs allowed per game (17.1) and No. 9 in third-down defense (34.7%)…Totaled 4 solo tackles in his playoff debut, a 26-24 Wild Card win at Phi. (1/4/14), which marked the first road playoff victory in franchise history…Logged 2 tackles in his NFL debut, a 23-17 win vs. Atl. (9/8)

— PERSONAL —

- Majored in human development and family science at Georgia
- Participated in the NFL's My Cause My Cleats initiative in 2024 by wearing cleats that support the Avery Burton Foundation, a charity focused on mental health outreach and education

94 JOHN JENKINS

JOHN JENKINS' NFL REGULAR SEASON DEFENSIVE STATISTICS

				TACKLES								INTERCEPTIONS					FUMBLES				ST					MISC	
DATE	TEAM	GP	GS	TK	S	A	TFL	YDS	SK	YDS	QBH	NO	YDS	LG	TD	PD	FF	FR	TD	YDS	TK	S	A	FF	FR	S	A
2013	Saints	16	5	21	13	8	2	4	0.0	0.0	2	0	0	0	0	0	0	0	0	0	0	0	0	0	0	0	0
2014	Saints	12	4	30	20	10	3	8	1.0	6.0	1	0	0	0	0	1	0	0	0	0	0	0	0	0	0	0	0
2015	Saints	14	12	49	23	26	1	1	0.5	2.5	2	0	0	0	0	1	1	1	0	0	0	0	0	0	0	0	0
2016	Saints	7	1	10	6	4	0	0	0.0	0.0	0	0	0	0	0	0	0	0	0	0	0	0	0	0	0	0	0
Went from **New Orleans** to **Seattle**.																											
2016	Seahawks	2	0	3	0	3	0	0	0.0	0.0	0	0	0	0	0	0	0	0	0	0	0	0	0	0	0	0	0
2016	TOTAL	9	1	13	6	7	0	0	0.0	0.0	0	0	0	0	0	0	0	0	0	0	0	0	0	0	0	0	0
2017	Bears	8	1	8	5	3	0	0	0.0	0.0	0	0	0	0	0	0	0	0	0	0	0	0	0	0	0	0	0
2018	Giants	7	0	0	0	0	0	0	0.0	0.0	1	0	0	0	0	0	0	0	0	0	0	0	0	0	0	0	0
2019	Dolphins	16	5	34	20	14	2	10	1.0	7.0	1	0	0	0	0	1	0	0	0	0	0	0	0	0	0	0	0
2020	Bears	11	0	21	7	14	0	0	0.0	0.0	1	0	0	0	0	1	0	0	0	0	0	0	0	0	0	0	0
2021	Dolphins	7	2	16	10	6	0	0	0.0	0.0	0	0	0	0	0	0	0	0	0	0	0	0	0	0	0	0	0
2022	Dolphins	16	0	20	8	12	0	0	0.0	0.0	1	0	0	0	0	0	0	0	0	0	0	0	0	0	0	0	0
2023	Raiders	17	17	61	24	37	4	8	1.0	4.0	2	0	0	0	0	4	0	1	1	44	0	0	0	0	0	0	0
2024	Raiders	17	17	46	13	33	3	6	1.0	10.5	4	0	0	0	0	2	0	0	0	0	0	0	0	0	0	0	0
2025	Ravens	17	14	39	16	23	3	11	1.0	9.0	1	0	0	0	0	1	2	1	0	11	0	0	0	0	0	0	0
2026	Ravens	1	0	0	0	0	0	0	0.0	0.0	0	0	0	0	0	0	0	0	0	0	0	0	0	0	0	0	0
NFL TOTALS		**168**	**78**	**358**	**165**	**193**	**18**	**48**	**5.5**	**39.0**	**16**	**0**	**0**	**0**	**0**	**11**	**3**	**3**	**1**	**55**	**0**	**0**	**0**	**0**	**0**	**0**	**0**

JOHN JENKINS' NFL POSTSEASON DEFENSIVE STATISTICS

				TACKLES								INTERCEPTIONS					FUMBLES				ST					MISC	
DATE	TEAM	GP	GS	TK	S	A	TFL	YDS	SK	YDS	QBH	NO	YDS	LG	TD	PD	FF	FR	TD	YDS	TK	S	A	FF	FR	S	A
2013	Saints	2	0	5	5	0	0	0	1.0	0.0	1	0	0	0	0	0	0	0	0	0	0	0	0	0	0	0	0
2016	Seahawks	1	0	1	1	0	0	0	0.0	0.0	0	0	0	0	0	0	0	0	0	0	0	0	0	0	0	0	0
2020	Bears	1	0	1	1	0	0	0	0.0	0.0	0	0	0	0	0	0	0	1	0	0	0	0	0	0	0	0	0
2022	Dolphins	1	0	1	1	0	0	0	0.0	0.0	0	0	0	0	0	0	0	0	0	0	0	0	0	0	0	0	0
NFL TOTALS		**5**	**0**	**8**	**8**	**0**	**0**	**0**	**1.0**	**0.0**	**1**	**0**	**0**	**0**	**0**	**0**	**0**	**1**	**0**	**0**	**0**	**0**	**0**	**0**	**0**	**0**	**0**

JOHN JENKINS' SINGLE-GAME HIGHS: DEFENSIVE

Total Tackles 9 vs. Tennessee Titans, Nov 08, 2015
Solo Tackles 7 at Chicago Bears, Dec 15, 2014
Sacks 1.0 vs. Los Angeles Rams, Oct 12, 2025
...3 more at 1.0.
Passes Defensed 1 at Minnesota Vikings, Nov 09, 2025
...10 more at 1.
Forced Fumbles 1 at Cincinnati Bengals, Dec 14, 2025
...2 more at 1.
Fumble Recoveries 1 vs. Los Angeles Rams, Oct 12, 2025
...2 more at 1.
Tackles For Loss 2 at Miami Dolphins, Nov 17, 2024
Longest Opp Fumble Return 44 vs. Los Angeles Chargers, Dec 14, 2023

JOHN JENKINS' SINGLE-GAME HIGHS - POSTSEASON: DEFENSIVE

Total Tackles 4 at Philadelphia Eagles, Jan 04, 2014
Solo Tackles 4 at Philadelphia Eagles, Jan 04, 2014
Sacks 1.0 at Seattle Seahawks, Jan 11, 2014
Fumble Recoveries 1 at New Orleans Saints, Jan 10, 2021

JOHN JENKINS' 2026 GXG REGULAR-SEASON STATISTICS (RAVENS)

			TACKLES								INTERCEPTIONS					FUMBLES				ST					MISC			
DATE	OPPONENT	P/S	TK	S	A	SK	YDS	TFL	YDS	QBH	NO	YDS	LG	TD	PD	FF	FR	TD	YDS	TK	S	A	FF	FR	S	A	W/L	SCORE
09/13	at Colts	P	0	0	0	0.0	0.0	0	0	0	0	0	0	0	0	0	0	0	0	0	0	0	0	0	0	0	W	41-23
2026 TOTALS		**1-0**	**0**	**0**	**0**	**0.0**	**0.0**	**0**	**0**	**0**	**0**	**0**	**0**	**0**	**0**	**0**	**0**	**0**	**0**	**0**	**0**	**0**	**0**	**0**	**0**	**0**	**1-0**	

47 JAMON JOHNSON

ILB

6-1 | 236

COLLEGE: KENTUCKY

AGE: 24 HOMETOWN: BALTIMORE, MD

EXP. (NFL/RAVENS): 2/1 GP/GS (PLAYOFFS): 2/1

JAMON JOHNSON'S NFL REGULAR SEASON DEFENSIVE STATISTICS

				TACKLES								INTERCEPTIONS					FUMBLES				ST					MISC	
DATE	TEAM	GP	GS	TK	S	A	TFL	YDS	SK	YDS	QBH	NO	YDS	LG	TD	PD	FF	FR	TD	YDS	TK	S	A	FF	FR	S	A
2025	Packers	2	1	10	3	7	0	0	0.0	0.0	0	0	0	0	0	1	0	0	0	0	0	0	0	0	0	0	0
2026	Ravens	0	0	0	0	0	0	0	0.0	0.0	0	0	0	0	0	0	0	0	0	0	0	0	0	0	0	0	0
NFL TOTALS		**2**	**1**	**10**	**3**	**7**	**0**	**0**	**0.0**	**0.0**	**0**	**0**	**0**	**0**	**0**	**1**	**0**	**0**	**0**	**0**	**0**	**0**	**0**	**0**	**0**	**0**	**0**

JAMON JOHNSON'S NFL POSTSEASON DEFENSIVE STATISTICS

				TACKLES								INTERCEPTIONS					FUMBLES				ST					MISC	
DATE	TEAM	GP	GS	TK	S	A	TFL	YDS	SK	YDS	QBH	NO	YDS	LG	TD	PD	FF	FR	TD	YDS	TK	S	A	FF	FR	S	A
2025	Packers	0	0	0	0	0	0	0	0.0	0.0	0	0	0	0	0	0	0	0	0	0	0	0	0	0	0	0	0
NFL TOTALS		**0**	**0**	**0**	**0**	**0**	**0**	**0**	**0.0**	**0.0**	**0**	**0**	**0**	**0**	**0**	**0**	**0**	**0**	**0**	**0**	**0**	**0**	**0**	**0**	**0**	**0**	**0**

JAMON JOHNSON'S SINGLE-GAME HIGHS: DEFENSIVE

Total Tackles 10 at Minnesota Vikings, Jan 04, 2026

Solo Tackles 3 at Minnesota Vikings, Jan 04, 2026

Passes Defensed 1 at Minnesota Vikings, Jan 04, 2026

JAMON JOHNSON'S 2026 GXG REGULAR-SEASON STATISTICS (RAVENS)

			TACKLES								INTERCEPTIONS					FUMBLES				ST					MISC			
DATE	OPPONENT	P/S	TK	S	A	SK	YDS	TFL	YDS	QBH	NO	YDS	LG	TD	PD	FF	FR	TD	YDS	TK	S	A	FF	FR	S	A	W/L	SCORE
09/13	at Colts		PRACTICE SQUAD																								W	41-23
2026 TOTALS			**0**	**0**	**0**	**0.0**	**0.0**	**0**	**0**	**0**	**0**	**0**	**0**	**0**	**0**	**0**	**0**	**0**	**0**	**0**	**0**	**0**	**0**	**0**	**0**	**0**	**1-0**	

98 TRAVIS JONES

DL

6-4 | 338

COLLEGE: CONNECTICUT

AGE: 26 HOMETOWN: NEW HAVEN, CT

EXP. (NFL/RAVENS): 5/5 GP/GS (PLAYOFFS): 66/35 (5/2)

— KEY TRANSACTIONS —

- Passed physical and removed from Physically Unable to Perform (PUP) list on 8/11/26
- Placed on the Reserve/Physically Unable to Perform (PUP) list on 7/25/26
- Signed a three-year contract extension (through 2028) with the Ravens on 12/11/25
- Travis Jones was selected by the Ravens in the third round (76th overall) of the 2022 NFL Draft

— CAREER HIGHLIGHTS —

- Started all 16 games in 2025, logging 47 tackles (20 solo), a team-high 5 sacks, 9 TFL (also a team high), 9 QBHs, 2 PD, 1 FF and 1 FR…Helped Baltimore's defense rank No. 3 in defensive total rush EPA (52.3), No. 5 in goal-to-go defense (64.7%) and No. 6 in red zone TD efficiency (50.8%)
- Appeared in all 17 games (15 starts) for Baltimore in 2024, posting 42 tackles (22 solo), 4 TFL and 1 sack…Helped Baltimore's defense rank No. 1 against the run (80.1 ypg) and No. 2 in both sacks (54) and fourth-down efficiency (42.9%)
- Played in all 17 games for Baltimore in 2023, notching 36 tackles, 4 TFL, 1.5 sacks, 5 QBHs and 2 PD…Helped the Ravens' defense become the first unit in NFL history to lead the league in scoring (16.5), sacks (60) and takeaways (31)
- Played in 15 games (three starts) during his rookie season in 2022, tallying 24 tackles, 1 TFL, 1 sack, 2 QBHs and 1 PD…Helped Baltimore's defense rank in the Top 5 in four categories: No. 3 in points allowed per game (18.5), No. 3 in defensive red zone TD% (46.4), No. 3 in rushing yards per game (92.1) and No. 4 in third-down efficiency (34.9%)
- Made his first-career start, posting 4 solo tackles, 2 QBHs and his first-career sack (-6 yards) on the defense's first play of the game at NYG (10/16/22)…Baltimore's defense limited the Giants – who entered the contest No. 2 in rushing yards per game (179.0) – to 83 yards on the ground, while permitting a season-low 3.8 yards per play

— PERSONAL —

- Several schools thought Jones should play on the offensive line, but UConn recruited him as a defensive tackle
- Models his game after DTs Fletcher Cox and Akiem Hicks

TRAVIS JONES' NFL REGULAR SEASON DEFENSIVE STATISTICS

				TACKLES								INTERCEPTIONS					FUMBLES				ST					MISC	
DATE	TEAM	GP	GS	TK	S	A	TFL	YDS	SK	YDS	QBH	NO	YDS	LG	TD	PD	FF	FR	TD	YDS	TK	S	A	FF	FR	S	A
2022	Ravens	15	3	24	14	10	1	6	1.0	6.0	2	0	0	0	0	1	0	0	0	0	0	0	0	0	0	0	0
2023	Ravens	17	0	36	20	16	4	8	1.5	7.5	5	0	0	0	0	2	0	0	0	0	0	0	0	0	0	0	0
2024	Ravens	17	15	42	22	20	4	15	1.0	11.0	4	0	0	0	0	0	0	0	0	0	0	0	0	0	0	0	0
2025	Ravens	16	16	47	20	27	9	25	5.0	22.5	9	0	0	0	0	2	1	1	0	0	0	0	0	0	0	0	0
2026	Ravens	1	1	4	3	1	2	3	0.0	0.0	0	0	0	0	0	0	0	0	0	0	0	0	0	0	0	0	0
NFL TOTALS		**66**	**35**	**153**	**79**	**74**	**20**	**57**	**8.5**	**47.0**	**20**	**0**	**0**	**0**	**0**	**5**	**1**	**1**	**0**	**0**	**0**	**0**	**0**	**0**	**0**	**0**	**0**

TRAVIS JONES' NFL POSTSEASON DEFENSIVE STATISTICS

				TACKLES								INTERCEPTIONS					FUMBLES				ST					MISC	
DATE	TEAM	GP	GS	TK	S	A	TFL	YDS	SK	YDS	QBH	NO	YDS	LG	TD	PD	FF	FR	TD	YDS	TK	S	A	FF	FR	S	A
2022	Ravens	1	0	1	0	1	0	0	0.0	0.0	0	0	0	0	0	0	0	0	0	0	0	0	0	0	0	0	0
2023	Ravens	2	0	4	1	3	0	0	0.0	0.0	1	0	0	0	0	1	0	0	0	0	0	0	0	0	0	0	0
2024	Ravens	2	2	4	1	3	0	0	0.0	0.0	1	0	0	0	0	0	0	0	0	0	0	0	0	0	0	0	0
NFL TOTALS		**5**	**2**	**9**	**2**	**7**	**0**	**0**	**0.0**	**0.0**	**2**	**0**	**0**	**0**	**0**	**1**	**0**	**0**	**0**	**0**	**0**	**0**	**0**	**0**	**0**	**0**	**0**

TRAVIS JONES' SINGLE-GAME HIGHS: DEFENSIVE

Total Tackles 6 vs. Cincinnati Bengals, Nov 27, 2025
Solo Tackles 4 at Dallas Cowboys, Sep 22, 2024
...1 more at 4.
Sacks 1.5 at Green Bay Packers, Dec 27, 2025
Passes Defensed 2 at Minnesota Vikings, Nov 09, 2025
Forced Fumbles 1 vs. Cincinnati Bengals, Nov 27, 2025
Fumble Recoveries 1 vs. Cincinnati Bengals, Nov 27, 2025
Tackles For Loss 2 vs. Washington Commanders, Oct 13, 2024

TRAVIS JONES' SINGLE-GAME HIGHS - POSTSEASON: DEFENSIVE

Total Tackles 3 at Buffalo Bills, Jan 19, 2025
...1 more at 3.
Solo Tackles 1 at Buffalo Bills, Jan 19, 2025
...1 more at 1.

98 TRAVIS JONES

TRAVIS JONES' 2026 GXG REGULAR-SEASON STATISTICS (RAVENS)

			TACKLES								INTERCEPTIONS					FUMBLES				ST					MISC			
DATE	OPPONENT	P/S	TK	S	A	SK	YDS	TFL	YDS	QBH	NO	YDS	LG	TD	PD	FF	FR	TD	YDS	TK	S	A	FF	FR	S	A	W/L	SCORE
09/13	at Colts	S	4	3	1	0.0	0.0	2	3	0	0	0	0	0	0	0	0	0	0	0	0	0	0	0	0	0	W	41-23
2026 TOTALS		**1-1**	**4**	**3**	**1**	**0.0**	**0.0**	**2**	**3**	**0**	**0**	**0**	**0**	**0**	**0**	**0**	**0**	**0**	**0**	**0**	**0**	**0**	**0**	**0**	**0**	**1-0**	

48 CARL JONES JR.

LB

6-0 | 223

COLLEGE: UCLA

AGE: 25 HOMETOWN: BAKERSFIELD, CA

EXP. (NFL/RAVENS): 2/2 GP/GS (PLAYOFFS): 15/0

— KEY TRANSACTIONS —

- Activated from the practice squad (standard elevation) on 9/13/25 (at Ind.)
- Waived by Baltimore on 8/30/26 and signed to the practice squad on 8/31/26
- Acquired from waivers by the Ravens on 12/8/25
- Waived by the Bears on 12/6/25
- Signed to the active roster on 11/22/25
- Signed with the Bears practice squad on 11/8/25
- Released by the Bears on 11/6/25
- Signed to the active roster on 9/27/25
- Activated from the practice squad (standard elevation) on 9/8/25 (vs. Min.) and 9/21/25 (vs. Dal.)
- Waived by the Bears on 8/28/25 and signed to practice squad on 9/1/25
- Signed a Reserve/Future contract with the Bears on 1/6/25
- Released by the Bears on 8/27/24 and signed to the practice squad on 8/28/24
- Signed with the Bears as an undrafted rookie free agent on 4/27/24

— CAREER HIGHLIGHTS —

- Played in the final four contests for Baltimore in 2025 after being claimed off waivers from the Bears, registering 1 ST tackle
- Saw action in one game for the Bears in 2024 after spending most of the season on the practice squad

— PERSONAL —

- Was the first male in his family to attend college
- Majored in African American studies at UCLA
- Has two brothers and a sister

CARL JONES JR.'S NFL REGULAR SEASON DEFENSIVE STATISTICS

				TACKLES								INTERCEPTIONS					FUMBLES				ST					MISC	
DATE	TEAM	GP	GS	TK	S	A	TFL	YDS	SK	YDS	QBH	NO	YDS	LG	TD	PD	FF	FR	TD	YDS	TK	S	A	FF	FR	S	A
2024	Bears	1	0	0	0	0	0	0	0.0	0.0	0	0	0	0	0	0	0	0	0	0	0	0	0	0	0	0	0
2025	Bears	9	0	0	0	0	0	0	0.0	0.0	0	0	0	0	0	0	0	0	0	0	11	3	8	0	0	0	0
Went from **Chicago** to **Baltimore**.																											
2025	Ravens	4	0	0	0	0	0	0	0.0	0.0	0	0	0	0	0	0	0	0	0	0	1	0	1	0	0	0	0
2025	TOTAL	13	0	0	0	0	0	0	0.0	0.0	0	0	0	0	0	0	0	0	0	0	12	3	9	0	0	0	0
2026	Ravens	1	0	0	0	0	0	0	0.0	0.0	0	0	0	0	0	0	0	0	0	0	2	2	0	0	0	0	0
NFL TOTALS		**15**	**0**	**0**	**0**	**0**	**0**	**0**	**0.0**	**0.0**	**0**	**0**	**0**	**0**	**0**	**0**	**0**	**0**	**0**	**0**	**14**	**5**	**9**	**0**	**0**	**0**	**0**

CARL JONES JR.'S SINGLE-GAME HIGHS: DEFENSIVE

Special Teams Tackles

2 at Indianapolis Colts, Sep 13, 2026
...4 more at 2.

CARL JONES JR.'S 2026 GXG REGULAR-SEASON STATISTICS (RAVENS)

			TACKLES								INTERCEPTIONS					FUMBLES				ST					MISC			
DATE	OPPONENT	P/S	TK	S	A	SK	YDS	TFL	YDS	QBH	NO	YDS	LG	TD	PD	FF	FR	TD	YDS	TK	S	A	FF	FR	S	A	W/L	SCORE
09/13	at Colts		PRACTICE SQUAD																								W	41-23
2026 TOTALS			**0**	**0**	**0**	**0.0**	**0.0**	**0**	**0**	**0**	**0**	**0**	**0**	**0**	**0**	**0**	**0**	**0**	**0**	**0**	**0**	**0**	**0**	**0**	**0**	**0**	**1-0**	

51 EMERY JONES JR.

G/T

6-5 | 325

COLLEGE: LOUISIANA STATE

AGE: 22 HOMETOWN: PLAQUEMINE, LA

EXP. (NFL/RAVENS): 2/2 GP/GS (PLAYOFFS): 5/0

— KEY TRANSACTIONS —

- Activated from the Reserve/Non-Football Injury (NFI) list on 10/22/25
- Placed on the Reserve/Non-Football Injury (NFI) list on 8/26/25
- Placed on the Non-Football Injury (NFI) list on 7/16/25
- Emery Jones Jr. was selected by the Ravens in the third round (91st overall) of the 2025 NFL Draft

— CAREER HIGHLIGHTS—

- Saw action in five games as a rookie in 2025, contributing on offense and special teams…Helped pave the way for an offense that ranked No. 1 in the NFL in yards per rush (5.3), No. 2 in rushing yards per game (156.6) and No. 3 in rushing TDs (23)

— PERSONAL —

- Graduated from LSU with an interdisciplinary studies degree
- Took part in LSU's Study Abroad program in May of 2023, when he traveled to Senegal for 10 days with 10 teammates
- Pregame ritual is to write "Jones Proud" on the tape he wears across his nose, which is a nod to his mother and the motivational text messages, ending in #JonesProud, she sends him before each game…Also prays on the 50-yard line before each game
- Has a younger sister named Emmie, who was born after the passing of their father, Emery Sr., when he was just 6 years old…Credits his mother, Tanika, and grandfather, Johnnie Brown Jr., as the central figures in his life and upbringing
- Is an avid outdoorsman who enjoys fishing, hunting and four-wheeling

EMERY JONES JR.'S NFL REGULAR SEASON STATISTICS

DATE	TEAM	GP	GS
2025	Ravens	5	0
2026	Ravens	0	0
NFL TOTALS		**5**	**0**

EMERY JONES JR.'S 2026 GXG REGULAR-SEASON STATISTICS (RAVENS)

DATE	OPPONENT	P/S		W/L	SCORE
09/13	at Colts		ON INACTIVE LIST	W	41-23
2026 TOTALS		**0-0**		**1-0**	

31 BILHAL KONE

CB

6-1 | 190

COLLEGE: WESTERN MICHIGAN

AGE: 24 HOMETOWN: APPLE VALLEY, MN

EXP. (NFL/RAVENS): 2/2 GP/GS (PLAYOFFS): 0/0

— KEY TRANSACTIONS —

- Designated to return from Injured Reserve on 8/30/26
- Passed physical and removed from Physically Unable to Perform (PUP) list on 7/31/26
- Placed on the Reserve/Physically Unable to Perform (PUP) list on 7/25/26
- Placed on Injured Reserve (knee) on 8/9/25
- Bilhal Kone was selected by the Ravens in the sixth round (178th overall) of the 2025 NFL Draft

— PERSONAL —

- Born in Minneapolis, but spent his early years living in Ivory Coast with relatives…Returned to the United States at age 6
- Bilhal's family has been a powerful source of inspiration…Raised by his mother, Amy Camara, after she emigrated from Ivory Coast…Her work ethic and Hamza's memory are among the reasons Bilhal didn't give up on his childhood dream of playing in the NFL
- Older brother, Mohamed, plays pro basketball in Australia…Younger brother, Hamza, passed away due to cancer in 2016 at age 11, just before Bilhal was in high school… "That's my little rock," said Bilhal of Hamza. "Doing everything for him. Every game, I have a prayer for him. My energy is still through him. … When I'm on the field, I feel him with me."
- Majored in University Studies
- Is a big Minnesota Timberwolves fan
- **Name is pronounced: bih-LAL, KO-nay**

BILHAL KONE'S NFL REGULAR SEASON DEFENSIVE STATISTICS

				TACKLES								INTERCEPTIONS					FUMBLES				ST					MISC	
DATE	TEAM	GP	GS	TK	S	A	TFL	YDS	SK	YDS	QBH	NO	YDS	LG	TD	PD	FF	FR	TD	YDS	TK	S	A	FF	FR	S	A
2025	Ravens	0	0	0	0	0	0	0	0.0	0.0	0	0	0	0	0	0	0	0	0	0	0	0	0	0	0	0	0
2026	Ravens	0	0	0	0	0	0	0	0.0	0.0	0	0	0	0	0	0	0	0	0	0	0	0	0	0	0	0	0
NFL TOTALS		**0**	**0**	**0**	**0**	**0**	**0**	**0**	**0.0**	**0.0**	**0**	**0**	**0**	**0**	**0**	**0**	**0**	**0**	**0**	**0**	**0**	**0**	**0**	**0**	**0**	**0**	**0**

BILHAL KONE'S 2026 GXG REGULAR-SEASON STATISTICS (RAVENS)

			TACKLES								INTERCEPTIONS					FUMBLES				ST					MISC			
DATE	OPPONENT	P/S	TK	S	A	SK	YDS	TFL	YDS	QBH	NO	YDS	LG	TD	PD	FF	FR	TD	YDS	TK	S	A	FF	FR	S	A	W/L	SCORE
09/13	at Colts		INJURED RESERVE - DESIGNATED FOR RETURN																								W	41-23
2026 TOTALS			**0**	**0**	**0**	**0.0**	**0.0**	**0**	**0**	**0**	**0**	**0**	**0**	**0**	**0**	**0**	**0**	**0**	**0**	**0**	**0**	**0**	**0**	**0**	**0**	**0**	**1-0**	

6 JA'KOBI LANE

WR
6-4 | 205

COLLEGE: USC
AGE: 22 HOMETOWN: MESA, AZ
EXP. (NFL/RAVENS): ROOKIE GP/GS (PLAYOFFS): 1/0

— KEY TRANSACTIONS —

- Ja'Kobi Lane was selected by the Ravens in the third round (80th overall) of the 2026 NFL Draft…Declared for the draft following his true junior season at USC

— COLLEGE HONORS —

- Third-team All-Big Ten (2025)
- Las Vegas Bowl MVP (2024)
- All-Bowl Team by *AP* (2024)

— COLLEGE HIGHLIGHTS —

- Saw action in 29 career games (17 starts) at USC, compiling 99 receptions for 1,363 yards (13.8 avg.) and 18 TDs
- Posted a career-high 12 TD catches during a 2024 breakout sophomore campaign, tying for fifth among all FBS players…That season, helped USC rank 23rd in the nation in total offense (437.2 ypg), including 10th in passing (291.9 ypg)
- Producing career highs in both receptions (49) and yards (745) in 2025, helped USC post the nation's No. 8 offense (465.5 ypg), including the fifth-ranked passing attack (296.0 ypg)

— PERSONAL —

- Was mentored by former Ravens TE Todd Heap, who was an assistant coach at Red Mountain (Mesa, AZ) HS…Heap's son, Kyle, was QB on those teams
- Majored in communication at USC and has a strong interest in pursuing sports broadcasting/media production following his playing career

— NOTE THE QUOTE —

"Jakobi has a large catch radius, phenomenal hands and is a big receiver who tested really well at the Combine. He's just the kind of player we haven't had here, [providing] a different dynamic. We think he's a player with a lot of upside who has unique catching ability and unique size."

— EVP & GM Eric DeCosta

— 2026 SEASON HIGHLIGHTS —

- Tallied 3 receptions for 11 yards in his NFL debut, en route to a 41-23 victory at Ind. (9/13)…Baltimore registered 506 yards of offense, including 304 passing yards…Left the game in the third quarter with a wrist injury

JA'KOBI LANE'S NFL REGULAR SEASON RUSHING/RECEIVING STATISTICS

				RECEIVING					RUSHING				
DATE	TEAM	GP	GS	NO.	YDS.	AVG.	LG	TD	NO.	YDS.	AVG.	LG	TD
2026	Ravens	1	0	1	11	11.0	11	0	0	0	0.0	0	0
NFL TOTALS		**1**	**0**	**1**	**11**	**11.0**	**11**	**0**	**0**	**0**	**0.0**	**0**	**0**

JA'KOBI LANE'S NFL REGULAR SEASON RETURN STATISTICS

		KICKOFF RETURNS					PUNT RETURNS					
DATE	TEAM	RET.	YDS.	AVG.	LG	TD	NO.	FC	YDS.	AVG.	LG	TD
2026	Ravens	0	0	0.0	0	0	0	0	0	0.0	0	0
NFL TOTALS		**0**	**0**	**0.0**	**0**	**0**	**0**	**0**	**0**	**0.0**	**0**	**0**

JA'KOBI LANE'S SINGLE-GAME HIGHS: RECEIVING

Longest Receptions 11 at Indianapolis Colts, Sep 13, 2026

JA'KOBI LANE'S 2026 GXG REGULAR-SEASON STATISTICS (RAVENS)

			RECEIVING					RUSHING						
DATE	OPPONENT	P/S	NO.	YDS.	AVG.	LG	TD	NO.	YDS.	AVG.	LG	TD	W/L	SCORE
09/13	at Colts	P	1	11	11.0	11	0	0	0	0.0	0	0	W	41-23
2026 TOTALS		**1-0**	**1**	**11**	**11.0**	**11**	**0**	**0**	**0**	**0.0**	**0**	**0**	**1-0**	

82 GAGE LARVADAIN

WR

5-8 | 171

COLLEGE: SOUTH CAROLINA

AGE: 23 HOMETOWN: DONALDSONVILLE, LA

EXP. (NFL/RAVENS): 2/1 GP/GS (PLAYOFFS): 13/0

GAGE LARVADAIN'S NFL REGULAR SEASON RUSHING/RECEIVING STATISTICS

				RECEIVING					RUSHING				
DATE	TEAM	GP	GS	NO.	YDS.	AVG.	LG	TD	NO.	YDS.	AVG.	LG	TD
2025	Browns	13	0	7	71	10.1	14	0	1	3	3.0	3	0
NFL TOTALS		**13**	**0**	**7**	**71**	**10.1**	**14**	**0**	**1**	**3**	**3.0**	**3**	**0**

GAGE LARVADAIN'S NFL REGULAR SEASON RETURN STATISTICS

		KICKOFF RETURNS					PUNT RETURNS					
DATE	TEAM	RET.	YDS.	AVG.	LG	TD	NO.	FC	YDS.	AVG.	LG	TD
2025	Browns	0	0	0.0	0	0	24	21	167	7.0	44	0
NFL TOTALS		**0**	**0**	**0.0**	**0**	**0**	**24**	**21**	**167**	**7.0**	**44**	**0**

78 GERAD LICHTENHAN

T

6-8 | 330

COLLEGE: OREGON STATE

AGE: 24 HOMETOWN: DAVIS, CA

EXP. (NFL/RAVENS): 1/1 GP/GS (PLAYOFFS): 0/0

— KEY TRANSACTIONS —

- Waived by Baltimore on 8/30/26 and signed to the practice squad on 8/31/26
- Signed a Reserve/Future contract with the Ravens on 1/5/26
- Waived by Baltimore on 8/26/25 and signed to the practice squad on 8/27/25
- Signed with the Ravens as an undrafted rookie free agent on 5/3/25

— CAREER HIGHLIGHTS —

- Spent the entire 2025 season on Baltimore's practice squad

— PERSONAL —

- Started playing football at age 6 and competed up an age group throughout Pop Warner because of his size…Also played soccer and was a swimmer
- Has done extensive community service, including speaking at elementary schools about the value of being a good student/member of the community, while also mentoring youth players in the junior football program
- Graduated with a degree in communications from Colorado
- Loves fishing and spending time outdoors…Can also make balloon animals
- Nickname is "Tank"
- **Name is pronounced: JARE-ed, LICK-tin-han**

GERAD LICHTENHAN'S NFL REGULAR SEASON STATISTICS

DATE	TEAM	GP	GS
2025	Ravens	0	0
2026	Ravens	0	0
NFL TOTALS		**0**	**0**

GERAD LICHTENHAN'S 2026 GXG REGULAR-SEASON STATISTICS (RAVENS)

DATE	OPPONENT	P/S		W/L	SCORE
09/13	at Colts		PRACTICE SQUAD	W	41-23
2026 TOTALS		**0-0**		**1-0**	

33 TYLER LOOP

K

5-11 | 191

COLLEGE: ARIZONA

AGE: 25 HOMETOWN: LUCAS, TX

EXP. (NFL/RAVENS): 2/2 GP/GS (PLAYOFFS): 18/0

— KEY TRANSACTIONS —

- Tyler Loop was selected by the Ravens in the sixth round (186th overall) of the 2025 NFL Draft…Was the second of five Ravens draft picks in the round

— CAREER HIGHLIGHTS —

- Connected on 30-of-34 FGAs (88.2%) and 44-of-46 PATs (95.7%) as a rookie in 2025…Recorded a franchise-rookie-record 134 points (tied for the NFL's seventh most in 2025)

— PERSONAL —

- Wasn't originally interested in playing football as a youth, but enjoyed playing soccer and had a strong leg, so his father, Steve, persuaded him to try kicking
- Became the first Arizona kicker drafted since Nick Folk in 2007, who Loop mentions as a kicker he has looked up to, and also the first kicker ever drafted by the Ravens
- Graduated with a marketing degree at Eller School of Management at Arizona
- Participated in the Hula Bowl, an All-Star showcase for Draft-eligible players in 2024
- Has attended various Kohl's Kicking camps and showcases throughout high school and college
- Got engaged to his fiancée, Julia, in March of 2025…The two met at UA and went to "Golf N' Stuff" for their first date
- Has plans of "going into some sort of ministry" when he's done playing football and notes his strong Christian faith
- Has one brother, Andrew, and one sister, Sarah

— 2026 SEASON HIGHLIGHTS —

- Connected on both of his FGAs, making a career-long 57-yarded to close out the first half and a 45-yard FGA with 4:09 remaining in the fourth quarter…The 57-yard FGA is the fourth-longest successful FGA in franchise history, tying Justin Tucker (twice)

TYLER LOOP'S NFL REGULAR SEASON KICKING STATISTICS

DATE	TEAM	GP	FGM	FGA	PCT.	LG	XP	XPA	PCT.	BLK	PTS
2025	Ravens	17	30	34	88.2	52	44	46	95.7	0	134
2026	Ravens	1	2	2	100.0	57	5	5	100.0	0	11
NFL TOTALS		**18**	**32**	**36**	**88.9**	**57**	**49**	**51**	**96.1**	**0**	**145**

TYLER LOOP'S NFL REGULAR SEASON FIELD-GOAL ACCURACY STATISTICS

DATE	TEAM	1-19	PCT.	20-29	PCT.	30-39	PCT.	40-49	PCT.	50+	PCT.
2025	Ravens	0-0	0.0	10-10	100.0	11-11	100.0	8-9	88.9	1-4	25.0
2026	Ravens	0-0	0.0	0-0	0.0	0-0	0.0	1-1	100.0	1-1	100.0
NFL TOTALS		**0-0**	**0.0**	**10-10**	**100.0**	**11-11**	**100.0**	**9-10**	**90.0**	**2-5**	**40.0**

TYLER LOOP'S SINGLE-GAME HIGHS: KICKER

Field Goals Made 4 at Minnesota Vikings, Nov 09, 2025
Field Goal Attempts 5 at Minnesota Vikings, Nov 09, 2025
Longest Field Goals Made 52 at Buffalo Bills, Sep 07, 2025
Longest Field Goal Attempts 56 vs. New England Patriots, Dec 21, 2025
...1 more at 56.
PATs Made 5 at Green Bay Packers, Dec 27, 2025
...1 more at 5.
PAT Attempts 5 at Green Bay Packers, Dec 27, 2025
...2 more at 5.
Points 13 at Minnesota Vikings, Nov 09, 2025
Kickoff Average 64.3 at Minnesota Vikings, Nov 09, 2025
Extra Point Attempt Percentage 100.0 at Green Bay Packers, Dec 27, 2025
...1 more at 100.0.
Field Goal Percentage 80.0 at Minnesota Vikings, Nov 09, 2025
Touchbacks 1 at Pittsburgh Steelers, Jan 04, 2026
...9 more at 1.

TYLER LOOP'S 2026 GXG REGULAR-SEASON STATISTICS (RAVENS)

			FIELD GOALS				EXTRA POINTS						
DATE	OPPONENT		FGM	FGA	PCT	LG	XP	XPA	PCT	BLK	PTS	W/L	SCORE
09/13	at Colts	P	2	2	100.0	57	5	5	100.0	0	11	W	41-23
2026 TOTALS		**1**	**2**	**2**	**100.0**	**57**	**5**	**5**	**100.0**	**0**	**11**	**1-0**	

92 NNAMDI MADUBUIKE

PRO BOWL

DL

6-3 | 305

COLLEGE: TEXAS A&M

AGE: 28 HOMETOWN: MCKINNEY, TX

EXP. (NFL/RAVENS): 7/7 GP/GS (PLAYOFFS): 78/66 (7/5)

— KEY TRANSACTIONS —

- Passed physical and removed from Physically Unable to Perform (PUP) list on 7/29/26
- Placed on the Reserve/Physically Unable to Perform (PUP) list on 7/25/26
- Placed on Injured Reserve (neck) on 9/27/25
- Signed a four-year contract extension on 3/8/24
- Designated as the Ravens' franchise tag player on 3/5/24
- Nnamdi Madubuike was selected by the Ravens in the third round (71st overall) of the 2020 NFL Draft…Was the first of four Ravens' picks (WR Devin Duvernay, LB Malik Harrison and G Tyre Phillips) in the round

— HONORS —

- *Associated Press* second-team All-Pro (2023)
- Two-time Pro Bowler (2023-24)

— CAREER HIGHLIGHTS —

- Started all 17 games for the Ravens in 2024, totaling 43 tackles (21 solo), 6.5 sacks, 11 TFL, 1 PD and 1 FF, en route to earning his second-straight Pro Bowl nod…Helped Baltimore's defense rank No. 1 against the run (80.1 ypg) and No. 2 in both sacks (54) and fourth-down efficiency (42.9%)
- Started all 17 games for Baltimore in 2023, contributing career bests in tackles (56), sacks (13), TFL (12), QBHs (33) and FF (2), en route to earning his first Pro Bowl nod and second-team All-Pro honors…Led all NFL DTs in sacks and tied an NFL single-season record for most consecutive games (11) with at least a half-sack…Helped the Ravens' defense become the first unit in NFL history to lead the league in scoring (16.5), sacks (60) and takeaways (31)
- Started 16 of 17 games in 2022, recording career-highs in tackles (42), TFL (8), sacks (5.5) QBHs (9) and PD (3)…Helped Baltimore's defense rank in the Top 5 in four categories: No. 3 in points allowed per game (18.5), No. 3 in defensive red zone TD% (46.4), No. 3 in rushing yards per game (92.1) and No. 4 in third-down efficiency (34.9%)
- Notched his first-career sack in the 27-13 win vs. NYG (12/27/20)
- Made his NFL debut and tallied 1 QBH in the 27-3 win vs. Cin. (10/11/20)

— PERSONAL —

- Officially changed his name from Justin to Nnamdi, his Nigerian-given name, prior to the start of the 2024 season..."Just learning from the older vets and stuff, I keep finding ways to get better every single year...I just started to just keep everything real in terms of my life," he said..."After I signed my contract, I just need to keep doing that...I just felt like when I keep it real, the better player I am, the better man I am...I just was like, you know, I'm going to go with my real name...So, Nnamdi is my real name"
- Nnamdi is the name both of his parents have always used to refer to him, but starting in elementary school, his peers referred to him by his American name, Justin
- The name Nnamdi means "my father's son" or "my father's legacy" and Madubuike means "my family is my strength"
- In high school, participated in the PALS (Peer Assistance & Leadership) program that mentors children in the community
- His parents, Maureen and Festus Madubuike, are immigrants from Nigeria…Festus runs a home healthcare company called "Lucent Home Health"
- Modeled his game after Hall of Fame DE and fellow Texas native, John Randle, when he first started playing football
- Weighed 10 pounds at birth
- **Name is pronounced: NAHM-dee, mad-uh-BEE-kay**

NNAMDI MADUBUIKE'S NFL REGULAR SEASON DEFENSIVE STATISTICS

				TACKLES								INTERCEPTIONS					FUMBLES				ST					MISC	
DATE	TEAM	GP	GS	TK	S	A	TFL	YDS	SK	YDS	QBH	NO	YDS	LG	TD	PD	FF	FR	TD	YDS	TK	S	A	FF	FR	S	A
2020	Ravens	10	3	19	11	8	2	7	1.0	7.0	2	0	0	0	0	0	0	0	0	0	0	0	0	0	0	0	0
2021	Ravens	15	11	36	23	13	7	24	2.0	15.0	5	0	0	0	0	2	0	0	0	0	0	0	0	0	0	0	0
2022	Ravens	17	16	42	25	17	8	28	5.5	20.5	9	0	0	0	0	3	0	0	0	0	0	0	0	0	0	0	0
2023	Ravens	17	17	56	38	18	12	72	13.0	89.5	33	0	0	0	0	0	2	0	0	0	0	0	0	0	0	0	0
2024	Ravens	17	17	43	21	22	11	29	6.5	21.5	17	0	0	0	0	1	1	0	0	0	0	0	0	0	0	0	0
2025	Ravens	2	2	7	5	2	2	12	2.0	12.0	3	0	0	0	0	0	0	0	0	0	0	0	0	0	0	0	0
2026	Ravens	0	0	0	0	0	0	0	0.0	0.0	0	0	0	0	0	0	0	0	0	0	0	0	0	0	0	0	0
NFL TOTALS		**78**	**66**	**203**	**123**	**80**	**42**	**172**	**30.0**	**165.5**	**69**	**0**	**0**	**0**	**0**	**6**	**3**	**0**	**0**	**0**	**0**	**0**	**0**	**0**	**0**	**0**	**0**

92 NNAMDI MADUBUIKE

NNAMDI MADUBUIKE'S NFL POSTSEASON DEFENSIVE STATISTICS

				TACKLES								INTERCEPTIONS					FUMBLES				ST					MISC	
DATE	TEAM	GP	GS	TK	S	A	TFL	YDS	SK	YDS	QBH	NO	YDS	LG	TD	PD	FF	FR	TD	YDS	TK	S	A	FF	FR	S	A
2020	Ravens	2	0	3	2	1	0	0	0.0	0.0	0	0	0	0	0	1	0	0	0	0	0	0	0	0	0	0	0
2022	Ravens	1	1	2	0	2	0	0	0.0	0.0	0	0	0	0	0	0	0	0	0	0	0	0	0	0	0	0	0
2023	Ravens	2	2	9	4	5	1	0	0.5	1.0	3	0	0	0	0	0	0	0	0	0	0	0	0	0	0	0	0
2024	Ravens	2	2	11	5	6	1	8	2.5	8.5	2	0	0	0	0	1	0	0	0	0	0	0	0	0	0	0	0
NFL TOTALS		**7**	**5**	**25**	**11**	**14**	**2**	**8**	**3.0**	**9.5**	**5**	**0**	**0**	**0**	**0**	**2**	**0**	**0**	**0**	**0**	**0**	**0**	**0**	**0**	**0**	**0**	**0**

NNAMDI MADUBUIKE'S SINGLE-GAME HIGHS: DEFENSIVE

Total Tackles 7 vs. Pittsburgh Steelers, Dec 21, 2024
...2 more at 7.

Solo Tackles 5 vs. Los Angeles Rams, Dec 10, 2023
...1 more at 5.

Sacks 3.0 vs. Cincinnati Bengals, Nov 07, 2024

Passes Defensed 2 vs. Buffalo Bills, Oct 02, 2022

Forced Fumbles 1 vs. Cincinnati Bengals, Nov 07, 2024
...2 more at 1.

Tackles For Loss 2 vs. Pittsburgh Steelers, Dec 21, 2024
...5 more at 2.

NNAMDI MADUBUIKE'S SINGLE-GAME HIGHS - POSTSEASON: DEFENSIVE

Total Tackles 7 at Buffalo Bills, Jan 19, 2025

Solo Tackles 3 vs. Pittsburgh Steelers, Jan 11, 2025

Sacks 2.0 vs. Pittsburgh Steelers, Jan 11, 2025

Passes Defensed 1 vs. Pittsburgh Steelers, Jan 11, 2025
...1 more at 1.

Tackles For Loss 1 vs. Pittsburgh Steelers, Jan 11, 2025
...1 more at 1.

NNAMDI MADUBUIKE'S 2026 GXG REGULAR-SEASON STATISTICS (RAVENS)

			TACKLES								INTERCEPTIONS					FUMBLES				ST					MISC			
DATE	OPPONENT	P/S	TK	S	A	SK	YDS	TFL	YDS	QBH	NO	YDS	LG	TD	PD	FF	FR	TD	YDS	TK	S	A	FF	FR	S	A	W/L	SCORE
09/13	at Colts		ON INACTIVE LIST																								W	41-23
2026 TOTALS			**0**	**0**	**0**	**0.0**	**0.0**	**0**	**0**	**0**	**0**	**0**	**0**	**0**	**0**	**0**	**0**	**0**	**0**	**0**	**0**	**0**	**0**	**0**	**0**	**0**	**1-0**	

38 KEYON MARTIN

CB

5-9 | 171

COLLEGE: LOUISIANA LAFAYETTE

AGE: 25 HOMETOWN: FORT LAUDERDALE, FL

EXP. (NFL/RAVENS): 2/2 GP/GS (PLAYOFFS): 14/1

— KEY TRANSACTIONS —

- Signed with the Ravens as an undrafted rookie free agent on 5/12/25

— CAREER HIGHLIGHTS —

- Saw action in 13 games (one start) as a rookie in 2025, logging 18 tackles (16 solo), 1 sack and 1 PD…Helped Baltimore's defense rank No. 5 in goal-to-go defense (64.7%) and No. 6 in red zone TD efficiency (50.8%)

— PERSONAL —

- Attended the Air Force Academy Preparatory School following high school
- Recipient of the 2021-22 Dwight "Dike" Beede Scholarship endowment at Youngstown State
- Father, Manny, was a DB for the Houston Oilers and Buffalo Bills (1992-1999) and is now the head football coach at Dillard (Fort Lauderdale, FL) HS…Both his father and mother, Kimarya, are teachers in the state of Florida
- Has four brothers (Emanuel Jr., Tyree, Kimar and Kendan) and one sister (Ashyra)

KEYON MARTIN'S NFL REGULAR SEASON DEFENSIVE STATISTICS

				TACKLES								INTERCEPTIONS					FUMBLES				ST					MISC	
DATE	TEAM	GP	GS	TK	S	A	TFL	YDS	SK	YDS	QBH	NO	YDS	LG	TD	PD	FF	FR	TD	YDS	TK	S	A	FF	FR	S	A
2025	Ravens	13	1	18	16	2	1	14	1.0	14.0	1	0	0	0	0	1	0	0	0	0	5	5	0	0	0	0	0
2026	Ravens	1	0	2	2	0	0	0	0.0	0.0	0	0	0	0	0	0	0	0	0	0	0	0	0	0	0	0	0
NFL TOTALS		**14**	**1**	**20**	**18**	**2**	**1**	**14**	**1.0**	**14.0**	**1**	**0**	**0**	**0**	**0**	**1**	**0**	**0**	**0**	**0**	**5**	**5**	**0**	**0**	**0**	**0**	**0**

KEYON MARTIN'S SINGLE-GAME HIGHS: DEFENSIVE

Total Tackles 5 vs. Houston Texans, Oct 05, 2025

Solo Tackles 4 vs. Houston Texans, Oct 05, 2025
...1 more at 4.

Sacks 1.0 at Cleveland Browns, Nov 16, 2025

Tackles For Loss 1 at Cleveland Browns, Nov 16, 2025

Special Teams Tackles 1 at Minnesota Vikings, Nov 09, 2025
...3 more at 1.

KEYON MARTIN'S 2026 GXG REGULAR-SEASON STATISTICS (RAVENS)

			TACKLES								INTERCEPTIONS					FUMBLES				ST					MISC			
DATE	OPPONENT	P/S	TK	S	A	SK	YDS	TFL	YDS	QBH	NO	YDS	LG	TD	PD	FF	FR	TD	YDS	TK	S	A	FF	FR	S	A	W/L	SCORE
09/13	at Colts	P	2	2	0	0.0	0.0	0	0	0	0	0	0	0	0	0	0	0	0	0	0	0	0	0	0	0	W	41-23
2026 TOTALS		**1-0**	**2**	**2**	**0**	**0.0**	**0.0**	**0**	**0**	**0**	**0**	**0**	**0**	**0**	**0**	**0**	**0**	**0**	**0**	**0**	**0**	**0**	**0**	**0**	**0**	**0**	**1-0**	

17 CHRIS MOORE

WR

6-1 | 200

COLLEGE: CINCINNATI

AGE: 33 HOMETOWN: TAMPA, FL

EXP. (NFL/RAVENS): 11/6 GP/GS (PLAYOFFS): 126/23 (4/0)

— KEY TRANSACTIONS —

- Activated from the practice squad (standard elevation) on 9/13/25 (at Ind.)
- Released by Baltimore on 8/30/26 and signed to the practice squad on 8/31/26
- Signed a one-year contract with the Ravens on 7/25/26
- Signed to the Commanders' practice squad on 12/9/25
- Released by the Commanders on 12/6/25
- Signed to the Commanders' practice squad on 8/27/25
- Released by the Commanders on 8/26/25
- Signed a Reserve/Future contract with the Commanders on 1/28/25
- Signed to the Commanders' practice squad on 12/26/24
- Released from the Cardinals' practice squad on 11/5/24
- Signed to the Cardinals' practice squad on 10/11/24
- Released by the Cardinals on 10/9/24
- Signed a one-year contract with Arizona on 3/15/24
- Signed a one-year contract with Tennessee on 4/19/23
- Signed a one-year contract extension with Houston on 3/24/22
- Signed to the Texans' practice squad on 9/1/21
- Released by the Texans on 8/31/21
- Signed a one-year contract with Houston on 3/24/21
- Signed a one-year contract extension on 3/24/20
- Activated from Injured Reserve/Designated to Return on 12/21/20
- Placed on Injured Reserve on 11/7/20
- Selected by the Ravens in the fourth round (107th overall) of the 2016 NFL Draft...Moore was the second (CB Tavon Young) of five picks in the round

— CAREER HIGHLIGHTS —

- Played in 14 games (five starts) in 2025, recording 11 receptions for 207 yards and 1 TD while adding 6 KORs totaling 157 yards
- Saw action in five regular season games with Arizona and one playoff game with Washington in 2024, where he played limited snaps on offense and ST
- Played all 17 games (five starts) with Tennessee in 2023, compiling 424 yards on 22 receptions and 4 KORs with 89 yards…Caught a pass in 10 straight games from Weeks 9-18
- Played all 16 games (seven starts) with Houston in 2022, catching 2 TDs while recording career highs in both receptions (48) and receiving yards (548)
- Appeared in 12 games (one start) in 2021, tallying 21 receptions for 227 yards and 2 TDs
- In 2020, saw action in three games and produced 2 ST tackles for a unit that allowed only 5.7 yards per punt return (fourth in the NFL) and a 21.1 opponent KOR average (No. 10)…Was on IR (finger/thigh) from Week 9-15
- Owns 7 career TDs: 1 FR-TD (own) on offense, 4 TD receptions, 1 defensive TD (muffed punt snap) and the return of a blocked punt for a TD
- In 2019, recorded 3 catches for 21 yards, helping Baltimore set a new single-season franchise record for total net yards (6,521)...Also posted 81 KOR yards on 4 attempts and tallied 4 special teams tackles
- In 2018, served as a key contributor on special teams, registering 22 KORs for 491 yards (22.3 avg.)…Also recorded a career-high 19 catches for 196 yards and 1 TD, helping Baltimore produce a then-single-season team-record 5,999 total net yards
- In 2017, served as a core special teams member and posted then-career highs in all receiving categories, such as receptions (18), receiving yards (248) and TDs (3)
- Posted a career-high 48 receiving yards on 3 receptions (16.0 avg.) and 1 TD at Pit. (12/10/17)
- As a rookie in 2016, caught 7 passes for 46 yards and carried the ball 3 times for 19 yards...Also a key contributor on special teams, serving as the Ravens' kick returner for the team's final three games and scoring 2 TDs on Baltimore's punt coverage unit

— PERSONAL —

- He and his wife, Toria, often attend the Ravens' community events together
- Graduated with a criminal justice degree from Cincinnati
- M*A*S*H is his favorite TV show
- Owns an impressive sneaker collection

— 2026 SEASON HIGHLIGHTS —

- Elevated from the practice squad to the active roster, where he tallied a career-high 174 all-purpose yards in the season-opening win at Ind. (9/13), catching 1 pass for 53 yards while adding 121 KOR yards on 4 returns…Hauled in a clutch 53-yard reception in the fourth quarter, setting up the Ravens in the red zone before RB Derrick Henry recorded his third rushing TD to seal a Baltimore win

17 CHRIS MOORE

CHRIS MOORE'S NFL REGULAR SEASON RUSHING/RECEIVING STATISTICS

				RECEIVING					RUSHING				
DATE	TEAM	GP	GS	NO.	YDS.	AVG.	LG	TD	NO.	YDS.	AVG.	LG	TD
2016	Ravens	15	0	7	46	6.6	13	0	3	19	6.3	10	0
2017	Ravens	13	4	18	248	13.8	30t	3	2	-9	-4.5	-4	0
2018	Ravens	16	0	19	196	10.3	30	1	5	17	3.4	9	0
2019	Ravens	14	1	3	21	7.0	13	0	1	0	0.0	0	0
2020	Ravens	3	0	0	0	0.0	0	0	0	0	0.0	0	0
2021	Texans	12	1	21	227	10.8	67t	2	0	0	0.0	0	0
2022	Texans	16	7	48	548	11.4	52	2	3	3	1.0	3	0
2023	Titans	17	5	22	424	19.3	49	0	2	39	19.5	38	0
2024	Cardinals	5	0	0	0	0.0	0	0	0	0	0.0	0	0
2025	Commanders	14	5	11	207	18.8	44	1	1	9	9.0	9	0
2026	Ravens	1	0	1	53	53.0	53	0	0	0	0.0	0	0
NFL TOTALS		**126**	**23**	**150**	**1,970**	**13.1**	**67T**	**9**	**17**	**78**	**4.6**	**38**	**0**

CHRIS MOORE'S NFL POSTSEASON RUSHING/RECEIVING STATISTICS

				RECEIVING					RUSHING				
DATE	TEAM	GP	GS	NO.	YDS.	AVG.	LG	TD	NO.	YDS.	AVG.	LG	TD
2018	Ravens	1	0	0	0	0.0	0	0	0	0	0.0	0	0
2019	Ravens	1	0	0	0	0.0	0	0	0	0	0.0	0	0
2020	Ravens	1	0	0	0	0.0	0	0	0	0	0.0	0	0
2024	Commanders	1	0	0	0	0.0	0	0	0	0	0.0	0	0
NFL TOTALS		**4**	**0**	**0**	**0**	**0.0**	**0**	**0**	**0**	**0**	**0.0**	**0**	**0**

CHRIS MOORE'S NFL REGULAR SEASON RETURN STATISTICS

		KICKOFF RETURNS					PUNT RETURNS					
DATE	TEAM	RET.	YDS.	AVG.	LG	TD	NO.	FC	YDS.	AVG.	LG	TD
2016	Ravens	7	162	23.1	34	0	0	0	0	0.0	0	0
2017	Ravens	13	346	26.6	87	0	0	0	0	0.0	0	0
2018	Ravens	22	491	22.3	39	0	0	0	0	0.0	0	0
2019	Ravens	4	81	20.3	26	0	0	0	0	0.0	0	0
2020	Ravens	0	0	0.0	0	0	0	0	0	0.0	0	0
2021	Texans	0	0	0.0	0	0	0	0	0	0.0	0	0
2022	Texans	0	0	0.0	0	0	0	0	0	0.0	0	0
2023	Titans	4	89	22.3	26	0	0	0	0	0.0	0	0
2024	Cardinals	0	0	0.0	0	0	0	0	0	0.0	0	0
2025	Commanders	6	157	26.2	33	0	0	0	0	0.0	0	0
2026	Ravens	4	121	30.3	42	0	0	0	0	0.0	0	0
NFL TOTALS		**60**	**1,447**	**24.1**	**87**	**0**	**0**	**0**	**0**	**0.0**	**0**	**0**

CHRIS MOORE'S NFL POSTSEASON RETURN STATISTICS

		KICKOFF RETURNS					PUNT RETURNS					
DATE	TEAM	RET.	YDS.	AVG.	LG	TD	NO.	FC	YDS.	AVG.	LG	TD
2018	Ravens	0	0	0.0	0	0	0	0	0	0.0	0	0
2019	Ravens	0	0	0.0	0	0	0	0	0	0.0	0	0
2020	Ravens	0	0	0.0	0	0	0	0	0	0.0	0	0
2024	Commanders	0	0	0.0	0	0	0	0	0	0.0	0	0
NFL TOTALS		**0**	**0**	**0.0**	**0**	**0**	**0**	**0**	**0**	**0.0**	**0**	**0**

CHRIS MOORE'S SINGLE-GAME HIGHS: RUSHING/RECEIVING

Rush Attempts 1 vs. Carolina Panthers, Nov 26, 2023
...15 more at 1.
Rushing Yards 38 at Jacksonville Jaguars, Nov 19, 2023
Longest Runs 38 at Jacksonville Jaguars, Nov 19, 2023
Receptions 10 at Dallas Cowboys, Dec 11, 2022
Receiving Yards 124 at Dallas Cowboys, Dec 11, 2022
Receiving Average 23.3 at New York Giants, Nov 13, 2022
Longest Receptions 67t vs. New England Patriots, Oct 10, 2021
Receiving TDs 1 vs. Philadelphia Eagles, Nov 03, 2022
...7 more at 1.
All-Purpose Yards 174 at Indianapolis Colts, Sep 13, 2026

Kickoff Returns 5 vs. Philadelphia Eagles, Dec 20, 2025
...1 more at 5.
Kickoff Return Yards 124 vs. Philadelphia Eagles, Dec 20, 2025
...1 more at 124.
Longest Kickoff Return 87 vs. Cincinnati Bengals, Dec 31, 2017
Kickoff Return Average 41.3 vs. Cincinnati Bengals, Dec 31, 2017
Special Teams Tackles 2 at Jacksonville Jaguars, Dec 19, 2021
...1 more at 2.
Most TDs 1 vs. Philadelphia Eagles, Nov 03, 2022
...10 more at 1.
Miscellaneous Tackles 1 at New Orleans Saints, Sep 10, 2023
...1 more at 1.
Scrimmage Yards 124 at Dallas Cowboys, Dec 11, 2022

17 CHRIS MOORE

CHRIS MOORE'S SINGLE-GAME HIGHS - POSTSEASON: RUSHING/RECEIVING

Special Teams Tackles 2 vs. Los Angeles Chargers, Jan 06, 2019

Miscellaneous Tackles 1 vs. Los Angeles Chargers, Jan 06, 2019

CHRIS MOORE'S 100-YARD RECEIVING GAMES (2): REGULAR SEASON

DATE	TEAM	NO.	YDS.	AVG.	LG	TD
10/10/21	PATRIOTS	5	109	21.8	67t	1
12/11/22	at Cowboys	10	124	12.4	36	0

CHRIS MOORE'S 2026 GXG REGULAR-SEASON STATISTICS (RAVENS)

			RECEIVING					RUSHING						
DATE	OPPONENT	P/S	NO.	YDS.	AVG.	LG	TD	NO.	YDS.	AVG.	LG	TD	W/L	SCORE
09/13	at Colts		PRACTICE SQUAD										W	41-23
2026 TOTALS		**0-0**	**0**	**0**	**0.0**	**0**	**0**	**0**	**0**	**0.0**	**0**	**0**	**1-0**	

CHRIS MOORE'S 2026 GXG REGULAR-SEASON STATISTICS (RAVENS)

			KICKOFF RETURNS					PUNT RETURNS							
DATE	OPPONENT	P/S	RET	YDS	AVG	LG	TD	NO	FC	YDS	AVG	LG	TD	W/L	SCORE
09/13	at Colts		PRACTICE SQUAD											W	41-23
2026 TOTALS		**0-0**	**0**	**0**	**0.0**	**0**	**0**	**0**	**0**	**0**	**0.0**	**0**	**0**	**1-0**	

46 NICK MOORE

LS

6-2 | 260

COLLEGE: GEORGIA

AGE: 33 HOMETOWN: SNELLVILLE, GA

EXP. (NFL/RAVENS): 5/5 GP/GS (PLAYOFFS): 70/0 (3/0)

— KEY TRANSACTIONS —

- Signed a four-year contract extension (through 2029)
- Placed on the Reserve/Non-Football Injury (NFI) list on 8/30/23
- Placed on the Non-Football Injury (NFI) list on 7/25/23
- Re-signed with Baltimore on 3/16/23
- Signed a Reserve/Future contract with Baltimore on 1/18/21
- Was activated from the practice squad (COVID replacement elevation) on 12/2/20 at Pit.
- Signed to Baltimore's practice squad on 9/6/20 after being waived at the end of training camp on 9/5/20
- Signed with Baltimore on 3/26/20
- Waived by the Saints on 8/21/19
- Signed with New Orleans as a rookie free agent on 5/10/19

— HONORS —

- *Associated Press* second-team All-Pro (2022)

— CAREER HIGHLIGHTS —

- Saw action in all 17 games at long snapper in 2025, snapping on all of Pro Bowler and first-team All-Pro P Jordan Stout's 53 punts and K Tyler Loop's 30 FGM (on 34 attempts)…Stout ranked No. 1 in the NFL in net punting average (44.9) and third in gross punting average (50.1), while Loop scored a franchise-rookie-record 134 points (tied for the NFL's seventh most)
- Appeared in all 17 games in 2024, snapping on all of P Jordan Stout's 55 punts and K Justin Tucker's 30 FGAs
- Spent the entire 2023 season on Reserve/NFI (Achilles) with the Ravens
- Appeared in all 17 games in 2022, helping Baltimore's special teams rank No. 3 in *Football Outsiders'* DVOA rating, en route to a second-team All-Pro selection…Snapped on all of rookie P Jordan Stouts punts and K Justin Tucker's FGs…Tucker connected on an NFL-best 37 FGs, while scoring a career-high and Ravens single-season record 142 points, a figure that also ranked No. 2 in the NFL
- In 2021, appeared in all 17 games, helping Baltimore's special teams rank No. 1 in *Football Outsiders'* DVOA rating…Snapped on all of P Sam Koch's 71 punts and all FGAs of K Justin Tucker, who led the NFL with a 94.6 FG% (35-of-37), including a game-winning and an NFL-record 66-yarder at Det. (9/26/21)…Posted 4 solo ST tackles, marking the most among NFL long snappers
- Snapped on all 5 of K Justin Tucker's FGAs, including his game-winning and NFL-record 66-yard FG, in the 19-17 win at Det. (9/26/21)…It marked Tucker's 17th-career game-winner (including playoffs) and the first snapped by Moore

— PERSONAL —

- Was amongst a select group of current and former players to participate in the NFL's 2024 Broadcasting and Media Workshop, a three-day bootcamp where the league helps players interested in TV, radio, podcasts or other media get a chance to hone their skills
- Spent the abbreviated XFL season with the Tampa Bay Vipers in 2019, seeing action in five games
- In 2011, was selected in the 30th round of the MLB Draft by the Boston Red Sox...Played first and third base in Boston's minor league system for four years (2011-14)
- Nick and his wife, Ashley, are the parents of a son, Rylan (1)

NICK MOORE'S NFL REGULAR SEASON SPECIAL TEAMS STATISTICS

DATE	TEAM	GP	GS	TK	S	A	FF	FR
2020	Ravens	1	0	0	0	0	0	0
2021	Ravens	17	0	4	4	0	0	0
2022	Ravens	17	0	4	2	2	0	0
2023	Ravens	0	0	0	0	0	0	0
2024	Ravens	17	0	0	0	0	0	0
2025	Ravens	17	0	0	0	0	0	0
2026	Ravens	1	0	0	0	0	0	0
NFL TOTALS		**70**	**0**	**8**	**6**	**2**	**0**	**0**

NICK MOORE'S NFL POSTSEASON SPECIAL TEAMS STATISTICS

DATE	TEAM	GP	GS	TK	S	A	FF	FR
2020	Ravens	0	0	0	0	0	0	0
2022	Ravens	1	0	0	0	0	0	0
2023	Ravens	0	0	0	0	0	0	0
2024	Ravens	2	0	0	0	0	0	0
NFL TOTALS		**3**	**0**	**0**	**0**	**0**	**0**	**0**

46 NICK MOORE

NICK MOORE'S 2026 GXG REGULAR-SEASON STATISTICS (RAVENS)

DATE	OPPONENT			W/L	SCORE
09/13	at Colts	P		W	41-23
2026 TOTALS		**1**		**1-0**	

NICK MOORE'S 2026 GXG REGULAR-SEASON STATISTICS (RAVENS)

			TACKLES								INTERCEPTIONS					FUMBLES				ST					MISC			
DATE	OPPONENT	P/S	TK	S	A	SK	YDS	TFL	YDS	QBH	NO	YDS	LG	TD	PD	FF	FR	TD	YDS	TK	S	A	FF	FR	S	A	W/L	SCORE
09/13	at Colts	P	0	0	0	0.0	0.0	0	0	0	0	0	0	0	0	0	0	0	0	0	0	0	0	0	0	0	W	41-23
2026 TOTALS		**1-0**	**0**	**0**	**0**	**0.0**	**0.0**	**0**	**0**	**0**	**0**	**0**	**0**	**0**	**0**	**0**	**0**	**0**	**0**	**0**	**0**	**0**	**0**	**0**	**0**	**0**	**1-0**	

65 DAVID OLAJIGA

DL

6-3 | 310

COLLEGE: CENTRAL MISSOURI

AGE: 28 HOMETOWN: LONDON, UNITED KINGDOM

EXP. (NFL/RAVENS): 1/1 GP/GS (PLAYOFFS): 0/0

— KEY TRANSACTIONS —

- Waived by Baltimore on 8/30/26 and signed to the practice squad on 8/31/26
- Signed a Reserve/Future contract with the Ravens on 1/5/26
- Signed to the Ravens' practice squad (IPPP) on 10/21/25
- Released from the Patriots' practice squad on 10/16/25
- Waived by the Patriots on 8/26/25 and signed to the practice squad on 8/27/25
- Signed with the New England Patriots (IPPP) on 7/20/25
- Waived by the Rams on 5/7/25
- Signed a Reserve/Future contract with the Rams on 1/20/25
- Waived by the Rams on 8/27/24 and signed to the practice squad on 8/28/24
- Signed with the Los Angeles Rams through the International Player Pathway Program on 5/2/24

— CAREER HIGHLIGHTS —

- Spent 11 games on Baltimore's practice squad in 2025
- Spent the entire 2024 season on the Los Angeles Rams' practice squad

— PERSONAL —

- Began his football career in high school at The John Fisher School in London
- Was selected by the Edmonton Elks in the second round (10th overall) of the 2024 CFL global draft
- Majored in finance at Central Missouri
- **Last name is pronounced: oh-la-JIG-ah**

DAVID OLAJIGA'S NFL REGULAR SEASON DEFENSIVE STATISTICS

				TACKLES								INTERCEPTIONS					FUMBLES				ST					MISC	
DATE	TEAM	GP	GS	TK	S	A	TFL	YDS	SK	YDS	QBH	NO	YDS	LG	TD	PD	FF	FR	TD	YDS	TK	S	A	FF	FR	S	A
2024	Rams	0	0	0	0	0	0	0	0.0	0.0	0	0	0	0	0	0	0	0	0	0	0	0	0	0	0	0	0
2025	Patriots	0	0	0	0	0	0	0	0.0	0.0	0	0	0	0	0	0	0	0	0	0	0	0	0	0	0	0	0
Went from **New England** to **Baltimore**.																											
2025	Ravens	0	0	0	0	0	0	0	0.0	0.0	0	0	0	0	0	0	0	0	0	0	0	0	0	0	0	0	0
2025	TOTAL	0	0	0	0	0	0	0	0.0	0.0	0	0	0	0	0	0	0	0	0	0	0	0	0	0	0	0	0
2026	Ravens	0	0	0	0	0	0	0	0.0	0.0	0	0	0	0	0	0	0	0	0	0	0	0	0	0	0	0	0
NFL TOTALS		**0**	**0**	**0**	**0**	**0**	**0**	**0**	**0.0**	**0.0**	**0**	**0**	**0**	**0**	**0**	**0**	**0**	**0**	**0**	**0**	**0**	**0**	**0**	**0**	**0**	**0**	**0**

DAVID OLAJIGA'S NFL POSTSEASON DEFENSIVE STATISTICS

				TACKLES								INTERCEPTIONS					FUMBLES				ST					MISC	
DATE	TEAM	GP	GS	TK	S	A	TFL	YDS	SK	YDS	QBH	NO	YDS	LG	TD	PD	FF	FR	TD	YDS	TK	S	A	FF	FR	S	A
2024	Rams	0	0	0	0	0	0	0	0.0	0.0	0	0	0	0	0	0	0	0	0	0	0	0	0	0	0	0	0
NFL TOTALS		**0**	**0**	**0**	**0**	**0**	**0**	**0**	**0.0**	**0.0**	**0**	**0**	**0**	**0**	**0**	**0**	**0**	**0**	**0**	**0**	**0**	**0**	**0**	**0**	**0**	**0**	**0**

DAVID OLAJIGA'S 2026 GXG REGULAR-SEASON STATISTICS (RAVENS)

			TACKLES								INTERCEPTIONS					FUMBLES				ST					MISC			
DATE	OPPONENT	P/S	TK	S	A	SK	YDS	TFL	YDS	QBH	NO	YDS	LG	TD	PD	FF	FR	TD	YDS	TK	S	A	FF	FR	S	A	W/L	SCORE
09/13	at Colts		PRACTICE SQUAD																								W	41-23
2026 TOTALS			**0**	**0**	**0**	**0.0**	**0.0**	**0**	**0**	**0**	**0**	**0**	**0**	**0**	**0**	**0**	**0**	**0**	**0**	**0**	**0**	**0**	**0**	**0**	**0**	**0**	**1-0**	

90 AENEAS PEEBLES

DL

6-0 | 300

COLLEGE: VIRGINIA TECH

AGE: 25 HOMETOWN: RALEIGH, NC

EXP. (NFL/RAVENS): 2/2 GP/GS (PLAYOFFS): 7/0

— KEY TRANSACTIONS —

- Aeneas Peebles was selected by the Ravens in the sixth round (210th overall) of the 2025 NFL Draft…Was the fourth of five Ravens draft picks in the round

— CAREER HIGHLIGHTS —

- Played in six games as a rookie in 2025, logging 3 tackles (2 solo), 1 QBH and 1 PD

— PERSONAL —

- Was a two-sport athlete (football and baseball) at Knightdale (NC) HS
- Transferred to Virginia Tech from Duke for his final year of college eligibility in 2024
- Nickname is "Fub," because as a baby he was both fat and chubby
- His father, William, played on the defensive line at Appalachian State (1991-94), had an All-America senior season (23 TFL and 11.5 sacks) and has helped coach and develop his son
- His mother, Gia, was the first African American woman to play softball at Cal State Long Beach (1990-93) and helped guide the program to the College World Series in all four seasons…She went on to play professionally and served as the head softball coach at North Carolina Central in 1999
- His brother, Caleb Hawkins, played DE at Western Carolina (2012-15)
- His grandfather, Doug Wilkerson, was an All-American at North Carolina Central (1965-69) and was drafted in the first round (14th overall) of the 1970 NFL Draft by the Houston Oilers…Wilkerson enjoyed a 15-year NFL career as both a DE and G with the Oilers and San Diego Chargers (with San Diego, he earned three Pro Bowls and one All-Pro)…Wilkerson, who passed away in 2021, was inducted into the San Diego Chargers Hall of Fame and also served as a strength and conditioning coach for the Los Angeles Rams (1990-94) and as an executive for the St. Louis Rams (1995-96)
- Graduated from Duke with a degree in sociology in December 2023
- **First name is pronounced: uh-NEE-iss, PEE-bulz**

AENEAS PEEBLES' NFL REGULAR SEASON DEFENSIVE STATISTICS

				TACKLES								INTERCEPTIONS					FUMBLES				ST					MISC	
DATE	TEAM	GP	GS	TK	S	A	TFL	YDS	SK	YDS	QBH	NO	YDS	LG	TD	PD	FF	FR	TD	YDS	TK	S	A	FF	FR	S	A
2025	Ravens	6	0	3	2	1	0	0	0.0	0.0	1	0	0	0	0	1	0	0	0	0	0	0	0	0	0	0	0
2026	Ravens	1	0	0	0	0	0	0	0.0	0.0	1	0	0	0	0	0	0	0	0	0	0	0	0	0	0	0	0
NFL TOTALS		**7**	**0**	**3**	**2**	**1**	**0**	**0**	**0.0**	**0.0**	**2**	**0**	**0**	**0**	**0**	**1**	**0**	**0**	**0**	**0**	**0**	**0**	**0**	**0**	**0**	**0**	**0**

AENEAS PEEBLES' SINGLE-GAME HIGHS: DEFENSIVE

Total Tackles 1 vs. Detroit Lions, Sep 22, 2025
...1 more at 1.

Solo Tackles 1 vs. Cleveland Browns, Sep 14, 2025

AENEAS PEEBLES' 2026 GXG REGULAR-SEASON STATISTICS (RAVENS)

			TACKLES								INTERCEPTIONS					FUMBLES				ST					MISC			
DATE	OPPONENT	P/S	TK	S	A	SK	YDS	TFL	YDS	QBH	NO	YDS	LG	TD	PD	FF	FR	TD	YDS	TK	S	A	FF	FR	S	A	W/L	SCORE
09/13	at Colts	P	0	0	0	0.0	0.0	0	0	1	0	0	0	0	0	0	0	0	0	0	0	0	0	0	0	0	W	41-23
2026 TOTALS		**1-0**	**0**	**0**	**0**	**0.0**	**0.0**	**0**	**0**	**1**	**0**	**0**	**0**	**0**	**0**	**0**	**0**	**0**	**0**	**0**	**0**	**0**	**0**	**0**	**0**	**0**	**1-0**	

84 TY PEZZA

TE

6-3 | 240

COLLEGE: BROWN

AGE: 23 HOMETOWN: NORTH KINGSTOWN, RI

EXP. (NFL/RAVENS): ROOKIE GP/GS (PLAYOFFS): 0/0

— KEY TRANSACTIONS —

- Waived by Baltimore on 8/30/26 and signed to the practice squad on 8/31/26
- Signed with the Ravens as an undrafted rookie free agent on 4/30/26

— COLLEGE —

- Appeared in 38 career games at Brown (2022-25), totaling 87 catches for 959 yards and 9 TDs, also adding 24 STs tackles in his career
- Started all 10 games in 2025, leading Brown with 46 catches for 599 yards and 7 TDs, while adding 10 STs tackles…Earned second-team All-Ivy League recognition…Named an Academic All-Ivy League honoree, FCS ADA Academic All-Star and a CSC Academic All-District selection…Caught 8 passes for 54 yards and 1 TD at Columbia (11/15)…Posted 2 catches for 66 yards and 1 TD vs. Yale (11/8)…Recorded 7 catches for 91 yards and 1 TD at Penn (10/31)…Caught 9 passes for 172 yards and 2 TDs at Cornell (10/25)…Tallied 6 catches for 93 yards and 1 TD vs. Rhode Island (10/3)
- Played in all 10 games in 2024, catching 29 passes for 238 yards and 2 TDs, while adding 9 ST tackles…Posted season highs of 7 catches for 63 yards and 1 TD at Dartmouth (11/23)…Had 5 catches for 37 yards and a TD vs. Columbia (11/16)…Recorded 4 catches for 31 yards vs. Cornell (10/26)
- Saw action in all 10 games in 2023, totaling 11 catches for 116 yards with 4 ST tackles (2 solo)…Made 1 catch for 33 yards vs. Yale (11/4)…Caught 3 passes for 29 yards at Penn (10/27)…Posted 2 catches for 21 yards vs. Princeton (10/14)
- Appeared in eight games in 2022, catching 1 pass for 6 yards at Yale (11/5)…Added 1 ST tackle

— HIGH SCHOOL/PERSONAL —

- Attended North Kingstown (RI) HS, where he finished his career with 148 receptions for 2,285 yards and 22 TDs…Helped lead North Kingstown to Division I Superbowl Championship titles in 2018 and 2019
- Nominated for the 2021 Rhode Island Gatorade Player of the Year…Earned first-team All-NEPSAC recognition and Northeast Prep Football Conference first-team Offense honors that year
- Was a three-time Academic All-Division honoree…Commended Student for National Merit Scholarship and Presidential Scholarship
- Father, Joseph, competed in track & field at Boston College (1988-92) and mother, Jennifer, played lacrosse at Boston College (1989-93)
- Has two brothers, Zachary and Jake

TY PEZZA'S NFL REGULAR SEASON RUSHING/RECEIVING STATISTICS

				RECEIVING					RUSHING				
DATE	TEAM	GP	GS	NO.	YDS.	AVG.	LG	TD	NO.	YDS.	AVG.	LG	TD
2026	Ravens	0	0	0	0	0.0	0	0	0	0	0.0	0	0
NFL TOTALS		**0**	**0**	**0**	**0**	**0.0**	**0**	**0**	**0**	**0**	**0.0**	**0**	**0**

TY PEZZA'S NFL REGULAR SEASON RETURN STATISTICS

		KICKOFF RETURNS					PUNT RETURNS					
DATE	TEAM	RET.	YDS.	AVG.	LG	TD	NO.	FC	YDS.	AVG.	LG	TD
2026	Ravens	0	0	0.0	0	0	0	0	0	0.0	0	0
NFL TOTALS		**0**	**0**	**0.0**	**0**	**0**	**0**	**0**	**0**	**0.0**	**0**	**0**

TY PEZZA'S 2026 GXG REGULAR-SEASON STATISTICS (RAVENS)

			RECEIVING					RUSHING						
DATE	OPPONENT	P/S	NO.	YDS.	AVG.	LG	TD	NO.	YDS.	AVG.	LG	TD	W/L	SCORE
09/13	at Colts		PRACTICE SQUAD										W	41-23
2026 TOTALS		**0-0**	**0**	**0**	**0.0**	**0**	**0**	**0**	**0**	**0.0**	**0**	**0**	**1-0**	

63 DANNY PINTER

C

6-4 | 310

COLLEGE: BALL STATE

AGE: 30 HOMETOWN: SOUTH BEND, IN

EXP. (NFL/RAVENS): 6/1 GP/GS (PLAYOFFS): 77/10 (1/0)

— KEY TRANSACTIONS —

- Placed on Injured Reserve on 8/26/26
- Signed a one-year contract (through 2026) with the Baltimore Ravens on 3/27/26
- Signed a one-year contract (through 2025) with the Colts on 3/12/25
- Signed a one-year contract (through 2024) with the Colts on 3/20/24
- Selected by the Indianapolis Colts in the fifth round (149th overall) of the 2020 NFL Draft

— CAREER HIGHLIGHTS —

- Played in all 17 games (one start) for the Colts in 2025
- Saw action in 14 games (two starts) for the Colts in 2024…Started at C in Week 13 at NE (12/1) for a line that didn't allow a sack
- Played in 17 games (three starts) at RG and C for the Colts in 2022…Assisted the offensive line in helping RB Jonathan Taylor rush for 161 yards at Hou. (9/11) in Week 1
- Saw action in 16 games (three starts) for the Colts in 2021…Caught a 2-yard TD pass in the third quarter vs. NYJ (11/4), becoming the first Colts OL to catch a TD pass since OL Anthony Castonzo vs. NE on 11/16/14
- Appeared in 13 games (one start) on offense and special teams for the Colts in his 2020 rookie season

—PERSONAL —

- Participated in the NFL's My Cause My Cleats initiative and represented the National Fallen Firefighters Foundation (2021-22) and the National Wildlife Federation (2020)
- Enjoys fishing and hiking, and hopes to catch a marlin and visit every national park one day
- Favorite athlete growing up was Brian Urlacher
- Majored in business administration

DANNY PINTER'S NFL REGULAR SEASON STATISTICS

DATE	TEAM	GP	GS
2020	Colts	13	1
2021	Colts	16	3
2022	Colts	17	3
2023	Colts	0	0
2024	Colts	14	2
2025	Colts	17	1
2026	Ravens	0	0
NFL TOTALS		**77**	**10**

DANNY PINTER'S NFL POSTSEASON STATISTICS

DATE	TEAM	GP	GS
2020	Colts	1	0
NFL TOTALS		**1**	**0**

DANNY PINTER'S 2026 GXG REGULAR-SEASON STATISTICS (RAVENS)

DATE	OPPONENT	P/S		W/L	SCORE
09/13	at Colts		INJURED RESERVE	W	41-23
2026 TOTALS		**0-0**		**1-0**	

77 ETHAN POCIC

C

6-6 | 320

COLLEGE: LSU

AGE: 31 HOMETOWN: LEMONT, IL

EXP. (NFL/RAVENS): 10/1 GP/GS (PLAYOFFS): 114/97 (3/2)

— KEY TRANSACTIONS —

- Signed a one-year contract (through 2027) with the Ravens on 7/23/26
- Signed a three-year contract extension with the Browns on 3/15/23
- Signed by the Cleveland Browns as an unrestricted free agent on 4/6/22
- Signed a one-year contract extension (through 2021) on 3/22/21
- Selected by the Seattle Seahawks in the second round (58th overall) of the 2017 NFL Draft

— HONORS —

- *PFWA* All-Rookie Team (2017)

— CAREER HIGHLIGHTS —

- Started 13 games in 2025 before being placed on season-ending Injured Reserve (Achilles)
- Started all 16 games at center in 2024…Appeared in his 100th career game vs. Mia. (12/29)
- Started all 15 regular season games in 2023, adding one postseason start at center
- Started 13 games at center in 2022 as the Browns compiled 2,490 rushing yards, the third-highest total in team history and most since 1963 (2,639)
- Appeared in 13 games (10 starts) in 2021
- Started all 14 games in 2020, adding one postseason start
- Appeared in 4 games (one start) in 2019, spending a majority of the season on Injured Reserve (neck)
- Appeared in 10 games (four starts) in 2018 on the OL that helped Seattle lead the NFL in rushing (2,560 yards)…Added one postseason appearance
- Appeared in 16 games (11 starts) as a rookie in 2017, starting five games at LG and six at RG

— PERSONAL —

- Native of Lemont, IL, where he was raised by his parents, Kim and Gary
- Brother, Graham, played at the University of Illinois, where he started 36 games on the offensive line and earned honorable mention All-Big Ten honors twice
- **Last name is pronounced: POE-sick**

ETHAN POCIC'S 2026 GXG REGULAR-SEASON STATISTICS (RAVENS)

DATE	OPPONENT	P/S		W/L	SCORE
09/13	at Colts		DID NOT PLAY (NON-INJURY)	W	41-23
2026 TOTALS		**0-0**		**1-0**	

23 ADAM RANDALL

RB

6-3 | 240

COLLEGE: CLEMSON

AGE: 22 HOMETOWN: MYRTLE BEACH, SC

EXP. (NFL/RAVENS): ROOKIE GP/GS (PLAYOFFS): 0/0

— KEY TRANSACTIONS —

- Designated to return from Injured Reserve on 8/30/26
- Adam Randall was selected by the Ravens in the fifth round (174th overall) of the 2026 NFL Draft…Was the third of three Ravens draft picks in the round (CB Chandler Rivers & TE Josh Cuevas)

— COLLEGE HONORS —

- All-ACC Honorable Mention (2025)
- Allstate AFCA Good Works Team (2025)
- Pop Warner College Football Award finalist (2025)
- Wuerffel Trophy semifinalist (2025)
- ACC Honor Roll selection (2022, 2024)
- AFCA Good Works Team (2025)

— COLLEGE HIGHLIGHTS —

- Converted WR who recorded 172 carries for 858 yards and 10 TDs, adding 84 receptions for 787 yards and 5 receiving TDs over 50 career games (20 starts) with Clemson
- Also credited with 13 career KORs for 302 yards (23.2 avg.), including a memorable 41-yard return in the 2024 ACC Championship Game to help set up Clemson's game-winning FG
- Is the fourth player in Clemson history to reach 750 career rushing yards and 750 career receiving yards, joining Travis Zachery, C.J. Spiller and Travis Etienne

— PERSONAL —

- Became the first Ravens draft pick ever selected directly by team owner Steve Bisciotti in 2025
- Earned his bachelor's degree in management (December 2024) in only three years at Clemson…Added a master's degree in athletic leadership in December 2025
- Participated in P.A.W. Journey's service trip to South Africa in spring 2024
- From the same area in South Carolina that produced former Tiger and current NFL receiver Hunter Renfrow
- Dedicated community servant named to the 2025 AFCA Good Works Team

— NOTE THE QUOTE —

"Adam has a varied skillset. He does a lot of different things well. We think the best is yet to come with him as a running back. He has really good hands. He can run routes. He's a possible kick returner – a special teams guy. He has a great body and good measurables, and we're excited to see what he can do. He's kind of a 'jackknife.' He's a phenomenal kid. We think he's one of the best makeups in this draft."

— EVP & GM Eric DeCosta

ADAM RANDALL'S NFL REGULAR SEASON RUSHING/RECEIVING STATISTICS

				RUSHING					RECEIVING				
DATE	TEAM	GP	GS	NO.	YDS.	AVG.	LG	TD	NO.	YDS.	AVG.	LG	TD
2026	Ravens	0	0	0	0	0.0	0	0	0	0	0.0	0	0
NFL TOTALS		**0**	**0**	**0**	**0**	**0.0**	**0**	**0**	**0**	**0**	**0.0**	**0**	**0**

ADAM RANDALL'S NFL REGULAR SEASON RETURN STATISTICS

		KICKOFF RETURNS					PUNT RETURNS					
DATE	TEAM	RET.	YDS.	AVG.	LG	TD	NO.	FC	YDS.	AVG.	LG	TD
2026	Ravens	0	0	0.0	0	0	0	0	0	0.0	0	0
NFL TOTALS		**0**	**0**	**0.0**	**0**	**0**	**0**	**0**	**0**	**0.0**	**0**	**0**

ADAM RANDALL'S 2026 GXG REGULAR-SEASON STATISTICS (RAVENS)

			RUSHING					RECEIVING						
DATE	OPPONENT	P/S	NO.	YDS.	AVG.	LG	TD	NO.	YDS.	AVG.	LG	TD	W/L	SCORE
09/13	at Colts		INJURED RESERVE - DESIGNATED FOR RETURN										W	41-23
2026 TOTALS		**0-0**	**0**	**0**	**0.0**	**0**	**0**	**0**	**0**	**0.0**	**0**	**0**	**1-0**	

29 CHANDLER RIVERS

CB

5-10 | 189

COLLEGE: DUKE

AGE: 22 HOMETOWN: BEAUMONT, TX

EXP. (NFL/RAVENS): ROOKIE GP/GS (PLAYOFFS): 0/0

— KEY TRANSACTIONS —

- Chandler Rivers was selected by the Ravens in the fifth round (162nd overall) of the 2026 NFL Draft…Was the first of three Ravens draft picks (TE Josh Cuevas, 173rd; RB Adam Randall, 174th) in the round

— COLLEGE HONORS —

- Second-team All-ACC (2025)
- Allstate AFCA Good Works Team (2025)
- First-team All-ACC (2024)
- Second-team All-American by *The Athletic* and *College Football Network* (2024)
- AP third-team All-American (2024)
- Phil Steele fourth-team All-American (2024)
- Academic All-ACC selection (2024)
- *College Football Network* freshman All-America honorable mention (2022)

— COLLEGE HIGHLIGHTS —

- Played in 52 games (45 starts) across four seasons at Duke (2022-25), recording 223 tackles (139 solo), 16 TFL, 1.5 sacks, 7 INTs, 29 PD, 3 FFs, 1 FR, 7 QBHs and 1 blocked punt
- Finished eighth on Duke's career pass breakups chart with 29
- Helped Duke set a program record with 35 wins over four seasons, earning four bowl game appearances, three bowl victories and the program's first ACC championship since 1962
- Posted 41 games with 3+ tackles and eight contests with 7+ tackles
- Returned 2 INTs for TDs during his career, scoring on a 13-yard return at Florida State in 2023 and a 36-yard return vs. Florida State in 2024
- Named the 2023 Birmingham Bowl MVP after recording 5 tackles (4 solo), 2 TFL, 3 PD and 1 QBH vs. Troy (12/23)
- Was a two-time ACC Player of the Week honoree, earning ACC DB of the Week honors vs. Florida State in 2024 and ACC Rookie of the Week honors at Miami in 2022
- 2025 ACC Football Student Athlete Advisory Group Member
- Played 3,408 career snaps

— PERSONAL —

- Graduated from Duke in December 2025 with a degree in cultural anthropology
- Father, Derrick, played college baseball at McNeese State
- Began participating in basketball, football and track at age 5
- Cousin and close childhood friend, Bryce Anderson, played safety at Texas A&M

— NOTE THE QUOTE —

"Chandler is a guy that I know the scouts are really excited to get. He's undersized, but very, very quick, and probably fits best inside. He plays outside, but probably fits best inside. He's very sticky in coverage. He's a guy that tested extremely well. And we've had success over the years with these types of guys, even going back to some of my favorite Ravens – Lardarius Webb is a guy that comes to mind or Tavon Young. Those kinds of really good football players that might be a little undersized. We're excited about him."

— EVP & GM Eric DeCosta

CHANDLER RIVERS' NFL REGULAR SEASON DEFENSIVE STATISTICS

				TACKLES								INTERCEPTIONS					FUMBLES				ST					MISC	
DATE	TEAM	GP	GS	TK	S	A	TFL	YDS	SK	YDS	QBH	NO	YDS	LG	TD	PD	FF	FR	TD	YDS	TK	S	A	FF	FR	S	A
2026	Ravens	0	0	0	0	0	0	0	0.0	0.0	0	0	0	0	0	0	0	0	0	0	0	0	0	0	0	0	0
NFL TOTALS		**0**	**0**	**0**	**0**	**0**	**0**	**0**	**0.0**	**0.0**	**0**	**0**	**0**	**0**	**0**	**0**	**0**	**0**	**0**	**0**	**0**	**0**	**0**	**0**	**0**	**0**	**0**

CHANDLER RIVERS' 2026 GXG REGULAR-SEASON STATISTICS (RAVENS)

			TACKLES								INTERCEPTIONS					FUMBLES				ST					MISC			
DATE	OPPONENT	P/S	TK	S	A	SK	YDS	TFL	YDS	QBH	NO	YDS	LG	TD	PD	FF	FR	TD	YDS	TK	S	A	FF	FR	S	A	W/L	SCORE
09/13	at Colts		ON INACTIVE LIST																								W	41-23
2026 TOTALS			**0**	**0**	**0**	**0.0**	**0.0**	**0**	**0**	**0**	**0**	**0**	**0**	**0**	**0**	**0**	**0**	**0**	**0**	**0**	**0**	**0**	**0**	**0**	**0**	**0**	**1-0**	

41 JAHQUEZ ROBINSON

S

6-2 | 214

COLLEGE: AUBURN

AGE: 25 HOMETOWN: JACKSONVILLE, FL

EXP. (NFL/RAVENS): ROOKIE GP/GS (PLAYOFFS): 0/0

— KEY TRANSACTIONS —

- Waived (injured) by Baltimore and reverted to Injured Reserve on 8/19/26
- Signed with the Ravens as an undrafted rookie free agent on 4/30/26

— COLLEGE —

- Appeared in 35 games (10 starts) over a six-year career at Auburn (2024-25), Colorado (2023) and Alabama (2020-22), where he accumulated 39 tackles (31 solo), including 1.5 TFL and a half-sack, 3 PD and 1 INT
- Saw action in 12 games (eight starts) in 2025, totaling a career-high 27 tackles (23 solo) and 1 PD…Tallied a career-best 7 tackles (4 solo) at Vanderbilt (11/8)…Recorded 3 solo tackles vs. Kentucky (11/1)…Made his first career start for Auburn vs. Baylor (8/29) and registered 2 solo tackles
- Played in seven games for Auburn in 2024, finishing with 1 solo tackle and 1 PD
- Appeared in seven games (two starts) in his lone season at Colorado (2023), recording 9 tackles (6 solo), including 1 TFL, and 1 INT…Posted 2 tackles (1 solo), including 1 TFL at Washington State (11/17)…Notched 3 tackles (1 solo) and his first-career INT from now-Denver Broncos QB Bo Nix at Oregon (9/23)
- Saw action in six games in 2022, registering time on both ST and defense…Recorded 2 solo tackles, including a half sack (-6 yards), on defense…Tallied a half-sack (-6 yards) vs. Vanderbilt (9/24) in the SEC opener
- Played in one game in 2021…Saw time on ST vs. Mercer (9/11)
- Saw action in two games as a true freshman at Alabama (2020)

— HIGH SCHOOL/PERSONAL —

- Prepped at Sandalwood (Jacksonville, FL) HS…Labeled as a four-star prospect by *247Composite* and *Rivals.com*…Ranked as the No. 32 CB by *247Sports* and the No. 55 player in the state of Florida
- Son of Franklin Robinson and Deatrice Jackson...Has five siblings: Jahliyah, Jahkaylah, Jahniyah, Jahkob and Jahlin
- Nephew of 10-year NFL veteran and Pro Bowl WR Laveranues Coles
- Earned a bachelor's degree in finance from Alabama in May of 2023

JAHQUEZ ROBINSON'S NFL REGULAR SEASON DEFENSIVE STATISTICS

				TACKLES								INTERCEPTIONS					FUMBLES				ST					MISC	
DATE	TEAM	GP	GS	TK	S	A	TFL	YDS	SK	YDS	QBH	NO	YDS	LG	TD	PD	FF	FR	TD	YDS	TK	S	A	FF	FR	S	A
2026	Ravens	0	0	0	0	0	0	0	0.0	0.0	0	0	0	0	0	0	0	0	0	0	0	0	0	0	0	0	0
NFL TOTALS		**0**	**0**	**0**	**0**	**0**	**0**	**0**	**0.0**	**0.0**	**0**	**0**	**0**	**0**	**0**	**0**	**0**	**0**	**0**	**0**	**0**	**0**	**0**	**0**	**0**	**0**	**0**

JAHQUEZ ROBINSON'S 2026 GXG REGULAR-SEASON STATISTICS (RAVENS)

			TACKLES								INTERCEPTIONS					FUMBLES				ST					MISC			
DATE	OPPONENT	P/S	TK	S	A	SK	YDS	TFL	YDS	QBH	NO	YDS	LG	TD	PD	FF	FR	TD	YDS	TK	S	A	FF	FR	S	A	W/L	SCORE
09/13	at Colts		INJURED RESERVE																								W	41-23
2026 TOTALS			**0**	**0**	**0**	**0.0**	**0.0**	**0**	**0**	**0**	**0**	**0**	**0**	**0**	**0**	**0**	**0**	**0**	**0**	**0**	**0**	**0**	**0**	**0**	**0**	**0**	**1-0**	

95 TAVIUS ROBINSON

OLB

6-6 | 262

COLLEGE: MISSISSIPPI

AGE: 28 HOMETOWN: GUELPH, ON, CANADA

EXP. (NFL/RAVENS): 4/4 GP/GS (PLAYOFFS): 45/16 (4/2)

— KEY TRANSACTIONS —

- Activated from Injured Reserve on 12/13/25
- Placed on Injured Reserve on 10/22/25
- Tavius Robinson was selected by the Ravens in the fourth round (124th overall) of the 2023 NFL Draft…Declared for the draft following three seasons with Mississippi and two seasons at the University of Guelph (Ontario, Canada)

— CAREER HIGHLIGHTS —

- Played in 10 games (seven starts) in 2025, registering 28 tackles (15 solo), 4.5 sacks, 3 TFL, 10 QBHs, 1 PD and 1 FF…Helped Baltimore's defense rank No. 3 in defensive total rush EPA (52.3), No. 5 in goal-to-go defense (64.7%) and No. 6 in red zone TD efficiency (50.8%)
- Played in all 17 games for Baltimore in 2024, setting then-career highs in tackles (32 total), TFL (4), sacks (3.5) and PD (1)…Helped Baltimore's defense rank No. 1 against the run (80.1 ypg), No. 2 in sacks (54) and No. 5 (tied) in yards per play allowed (5.2)
- Played in all 17 games (one start) in his rookie season with Baltimore in 2023, contributing 25 tackles, 2 TFL and 1 sack, while adding 1 special teams tackle…Helped the Ravens' defense become the first unit in NFL history to lead the league in scoring (16.5), sacks (60) and takeaways (31)

— PERSONAL —

- First-ever player drafted to the NFL from the University of Guelph (Canada)
- Uncle (Junior) was selected in the second round (11th overall) of the 1983 Canadian Football League (CFL) Draft and competed in the CFL for 10 years as a defensive back…Won two Grey Cups in the CFL (the league's Super Bowl equivalent)…Also played collegiately at the University of Guelph
- Father (Patrick) played football at the high school level, and younger brother (Keyon) currently plays wide receiver at Wilfrid Laurier University in Ontario, Canada
- Began a job at 1-800-GOT-JUNK before receiving his scholarship offer from Ole Miss the next day
- Worked in landscaping during the summer months to help offset the cost of his tuition
- Named to the SEC First-Year Academic Honor Roll (2020-21), SEC Fall Academic Honor Roll (2021), Dean's Honor Roll (2020-21) and Athletic Director's Honor Roll (2021-22)
- Earned his bachelor's degree in multi-disciplinary studies from Mississippi in December 2022

— 2026 SEASON HIGHLIGHTS —

- Notched Baltimore's first sack of the season in the 41-23 victory at Ind. (9/13), bringing down QB Daniel Jones for an 8-yard loss in the first quarter…Tied a career high with 4 QBHs, the most by a Raven in a Week 1 contest since 2006

TAVIUS ROBINSON'S NFL REGULAR SEASON DEFENSIVE STATISTICS

				TACKLES								INTERCEPTIONS					FUMBLES				ST					MISC	
DATE	TEAM	GP	GS	TK	S	A	TFL	YDS	SK	YDS	QBH	NO	YDS	LG	TD	PD	FF	FR	TD	YDS	TK	S	A	FF	FR	S	A
2023	Ravens	17	1	25	12	13	2	27	1.0	7.0	1	0	0	0	0	0	0	0	0	0	1	1	0	0	0	0	0
2024	Ravens	17	7	32	13	19	4	18	3.5	16.5	12	0	0	0	0	1	0	0	0	0	0	0	0	0	0	0	0
2025	Ravens	10	7	28	15	13	3	25	4.5	29.5	10	0	0	0	0	1	1	0	0	0	0	0	0	0	0	0	0
2026	Ravens	1	1	3	1	2	1	8	1.0	8.0	4	0	0	0	0	0	0	0	0	0	0	0	0	0	0	0	0
NFL TOTALS		**45**	**16**	**88**	**41**	**47**	**10**	**78**	**10.0**	**61.0**	**27**	**0**	**0**	**0**	**0**	**2**	**1**	**0**	**0**	**0**	**1**	**1**	**0**	**0**	**0**	**0**	**0**

TAVIUS ROBINSON'S NFL POSTSEASON DEFENSIVE STATISTICS

				TACKLES								INTERCEPTIONS					FUMBLES				ST					MISC	
DATE	TEAM	GP	GS	TK	S	A	TFL	YDS	SK	YDS	QBH	NO	YDS	LG	TD	PD	FF	FR	TD	YDS	TK	S	A	FF	FR	S	A
2023	Ravens	2	0	1	0	1	0	0	0.0	0.0	0	0	0	0	0	0	0	0	0	0	0	0	0	0	0	0	0
2024	Ravens	2	2	4	3	1	2	2	0.0	0.0	0	0	0	0	0	0	0	0	0	0	0	0	0	0	0	0	0
NFL TOTALS		**4**	**2**	**5**	**3**	**2**	**2**	**2**	**0.0**	**0.0**	**0**	**0**	**0**	**0**	**0**	**0**	**0**	**0**	**0**	**0**	**0**	**0**	**0**	**0**	**0**	**0**	**0**

TAVIUS ROBINSON'S SINGLE-GAME HIGHS: DEFENSIVE

Total Tackles 6 at Pittsburgh Steelers, Jan 04, 2026
...1 more at 6.

Solo Tackles 4 vs. Cleveland Browns, Sep 14, 2025
...1 more at 4.

Sacks 2.0 vs. Denver Broncos, Nov 03, 2024

Passes Defensed 1 at Kansas City Chiefs, Sep 28, 2025
...1 more at 1.

Forced Fumbles 1 vs. Cleveland Browns, Sep 14, 2025

Tackles For Loss 1 at Cincinnati Bengals, Dec 14, 2025
...8 more at 1.

95 TAVIUS ROBINSON

TAVIUS ROBINSON'S SINGLE-GAME HIGHS - POSTSEASON: DEFENSIVE

Total Tackles 4 at Buffalo Bills, Jan 19, 2025
Solo Tackles 3 at Buffalo Bills, Jan 19, 2025
Tackles For Loss 2 at Buffalo Bills, Jan 19, 2025

TAVIUS ROBINSON'S 2026 GXG REGULAR-SEASON STATISTICS (RAVENS)

			TACKLES								INTERCEPTIONS					FUMBLES				ST					MISC			
DATE	OPPONENT	P/S	TK	S	A	SK	YDS	TFL	YDS	QBH	NO	YDS	LG	TD	PD	FF	FR	TD	YDS	TK	S	A	FF	FR	S	A	W/L	SCORE
09/13	at Colts	S	3	1	2	1.0	8.0	1	8	4	0	0	0	0	0	0	0	0	0	0	0	0	0	0	0	0	W	41-23
2026 TOTALS		**1-1**	**3**	**1**	**2**	**1.0**	**8.0**	**1**	**8**	**4**	**0**	**0**	**0**	**0**	**0**	**0**	**0**	**0**	**0**	**0**	**0**	**0**	**0**	**0**	**0**	**0**	**1-0**	

70 ROGER ROSENGARTEN

T

6-5 | 310

COLLEGE: WASHINGTON

AGE: 24 HOMETOWN: HIGHLANDS RANCH, CO

EXP. (NFL/RAVENS): 3/3 GP/GS (PLAYOFFS): 35/32 (2/2)

— KEY TRANSACTIONS —

- Roger Rosengarten was selected by the Ravens in the second round (62nd overall) of the 2024 NFL Draft

— CAREER HIGHLIGHTS —

- Started all 17 games at RT in 2025, helping pave the way for an offense that ranked No. 1 in the NFL in yards per rush (5.3), No. 2 in rushing yards per game (156.6) and No. 3 in rushing TDs (23)…Baltimore's offense also ranked seventh in yards per play (5.8) and 11th in points per game (24.9)
- Appeared in all 17 games as a rookie in 2024, making 14 starts at RT, blocking for an offense that ranked No. 1 in the NFL in yards per game (424.9), yards per play (6.8 – third-best single-season mark in NFL history) and red zone efficiency (74.2%) and No. 3 in points per game (30.5), while setting a franchise single-season record with 7,224 net yards…Baltimore's rushing attack also averaged an NFL-best 187.6 ypg and 5.8 ypc (best figure in single-season NFL history)...Earned *PFWA* All-Rookie Team (2024)

— PERSONAL —

- Was a two-sport athlete (football and basketball) at Valor Christian...Also played baseball as a kid
- Worked out in the concourse of Husky Stadium when the team was unable to use the locker room and practice field before the 2020 season due to COVID restrictions
- Moved to RT his last two years at UW
- Ran the fastest 40-yard dash by an OL at the 2024 Combine (4.92)
- Played basketball, soccer, baseball and flag football before he took up football…The summer before high school, his baseball team made it to the Colorado USSSA state championship game…Coached by former Denver Broncos Ben Hamilton and Tyler Polumbus in high school

ROGER ROSENGARTEN'S NFL REGULAR SEASON STATISTICS

DATE	TEAM	GP	GS
2024	Ravens	17	14
2025	Ravens	17	17
2026	Ravens	1	1
NFL TOTALS		**35**	**32**

ROGER ROSENGARTEN'S NFL POSTSEASON STATISTICS

DATE	TEAM	GP	GS
2024	Ravens	2	2
NFL TOTALS		**2**	**2**

ROGER ROSENGARTEN'S 2026 GXG REGULAR-SEASON STATISTICS (RAVENS)

DATE	OPPONENT	P/S	W/L	SCORE
09/13	at Colts	S	W	41-23
2026 TOTALS		**1-1**	**1-0**	

56 KAIMON RUCKER

OLB

6-2 | 265

COLLEGE: NORTH CAROLINA

AGE: 24 HOMETOWN: HARTWELL, GA

EXP. (NFL/RAVENS): 1/1 GP/GS (PLAYOFFS): 0/0

— KEY TRANSACTIONS —

- Waived by Baltimore on 8/30/26 and signed to the practice squad on 8/31/26
- Signed a Reserve/Future contract with the Ravens on 1/5/26
- Waived by Baltimore on 8/26/25 and signed to the practice squad on 8/27/25
- Signed with the Ravens as an undrafted rookie free agent on 5/13/25

— CAREER HIGHLIGHTS —

- Spent his 2025 rookie season on Baltimore's practice squad

— PERSONAL —

- Participated in track & field at Hart County HS, throwing the shot put
- Son of Kendell and Kristie Rucker

KAIMON RUCKER'S NFL REGULAR SEASON DEFENSIVE STATISTICS

				TACKLES								INTERCEPTIONS					FUMBLES				ST					MISC	
DATE	TEAM	GP	GS	TK	S	A	TFL	YDS	SK	YDS	QBH	NO	YDS	LG	TD	PD	FF	FR	TD	YDS	TK	S	A	FF	FR	S	A
2025	Ravens	0	0	0	0	0	0	0	0.0	0.0	0	0	0	0	0	0	0	0	0	0	0	0	0	0	0	0	0
2026	Ravens	0	0	0	0	0	0	0	0.0	0.0	0	0	0	0	0	0	0	0	0	0	0	0	0	0	0	0	0
NFL TOTALS		**0**	**0**	**0**	**0**	**0**	**0**	**0**	**0.0**	**0.0**	**0**	**0**	**0**	**0**	**0**	**0**	**0**	**0**	**0**	**0**	**0**	**0**	**0**	**0**	**0**	**0**	**0**

KAIMON RUCKER'S 2026 GXG REGULAR-SEASON STATISTICS (RAVENS)

			TACKLES								INTERCEPTIONS					FUMBLES				ST					MISC			
DATE	OPPONENT	P/S	TK	S	A	SK	YDS	TFL	YDS	QBH	NO	YDS	LG	TD	PD	FF	FR	TD	YDS	TK	S	A	FF	FR	S	A	W/L	SCORE
09/13	at Colts		PRACTICE SQUAD																								W	41-23
2026 TOTALS			**0**	**0**	**0**	**0.0**	**0.0**	**0**	**0**	**0**	**0**	**0**	**0**	**0**	**0**	**0**	**0**	**0**	**0**	**0**	**0**	**0**	**0**	**0**	**0**	**0**	**1-0**	

13 ELIJAH SARRATT

WR

6-2 | 215

COLLEGE: INDIANA

AGE: 23 HOMETOWN: STAFFORD, VA

EXP. (NFL/RAVENS): ROOKIE GP/GS (PLAYOFFS): 0/0

— KEY TRANSACTIONS —

- Elijah Sarratt was selected by the Ravens in the fourth round (115th overall) of the 2026 NFL Draft…Was the first of two Ravens draft picks in the round (TE Matt Hibner)

— COLLEGE HONORS —

- Second-team All-Big Ten (2025)
- Third-Team All-Big Ten (2024)
- First-team All-Sun Belt (2023)
- First-team All-Northeast (2022)
- FCS Freshman All-America (2022)

— COLLEGE HIGHLIGHTS —

- Played in 52 career games (40 starts) throughout his collegiate career at Indiana (2024-25), James Madison (2023) and St. Francis (PA) (2022)…Earned All-Conference honors each of his four collegiate seasons, including second-team All-Big Ten (2025), third-team All-Big Ten (2024), first-team All-Sun Belt (2023) and first-team All-Northeast (2022)
- Recorded 242 receptions for 3,678 yards (15.2 avg.) and 44 TDs throughout his four-year collegiate career
- Finished second in Indiana single-season school history with 15 receiving TDs in 2025 (James Hardy, 16 in 2007)
- Despite only playing two seasons at Indiana, his 23 TD receptions ranked third in school history after his final season (2025)
- Recorded at least 1 reception in 51 of 52 career games played
- Recorded 13 career 100-yard receiving games (six at Indiana, six at JMU and one at SFU)

— PERSONAL —

- Oldest brother, Jalen, played WR at Division II Virginia State (2016) and older brother, Josh, played safety at VMI (2019-20) and James Madison (2021-23)…Elijah and Josh played together for one season (2023) at JMU under head coach Curt Cignetti
- Transferred to Indiana in 2024, following Coach Cignetti, where the two would help lead the Hoosiers to the program's first-ever National Championship in 2025
- Caught passes at Indiana (2025) from QB Fernando Mendoza, who was selected with the first- overall pick in the 2026 NFL Draft by the Las Vegas Raiders
- Nickname is "Waffle House," given to him by his father during his sophomore year at James Madison, because he is "always open"
- Is expected to graduate from IU in June 2026 with a degree in liberal arts
- **Last name is pronounced: suh-RAT**

— NOTE THE QUOTE —

"He's really a good back-shoulder-fade type of receiver, physical. We just think he's a really good fit for what we want to do offensively, and I think speaks to us. We are trying to draft best available player whenever we can, and he just was really at that point in the draft – we had some other options, but in our mind, he was clearly the best player still available."

— EVP & GM Eric DeCosta

ELIJAH SARRATT'S NFL REGULAR SEASON RUSHING/RECEIVING STATISTICS

				RECEIVING					RUSHING				
DATE	TEAM	GP	GS	NO.	YDS.	AVG.	LG	TD	NO.	YDS.	AVG.	LG	TD
2026	Ravens	0	0	0	0	0.0	0	0	0	0	0.0	0	0
NFL TOTALS		**0**	**0**	**0**	**0**	**0.0**	**0**	**0**	**0**	**0**	**0.0**	**0**	**0**

ELIJAH SARRATT'S NFL REGULAR SEASON RETURN STATISTICS

		KICKOFF RETURNS					PUNT RETURNS					
DATE	TEAM	RET.	YDS.	AVG.	LG	TD	NO.	FC	YDS.	AVG.	LG	TD
2026	Ravens	0	0	0.0	0	0	0	0	0	0.0	0	0
NFL TOTALS		**0**	**0**	**0.0**	**0**	**0**	**0**	**0**	**0**	**0.0**	**0**	**0**

ELIJAH SARRATT'S 2026 GXG REGULAR-SEASON STATISTICS (RAVENS)

			RECEIVING					RUSHING						
DATE	OPPONENT	P/S	NO.	YDS.	AVG.	LG	TD	NO.	YDS.	AVG.	LG	TD	W/L	SCORE
09/13	at Colts		ON INACTIVE LIST										W	41-23
2026 TOTALS		**0-0**	**0**	**0**	**0.0**	**0**	**0**	**0**	**0**	**0.0**	**0**	**0**	**1-0**	

74 JOHN SIMPSON

G

6-4 | 330

COLLEGE: CLEMSON

AGE: 29 HOMETOWN: CHARLESTON, SC

EXP. (NFL/RAVENS): 7/2 GP/GS (PLAYOFFS): 87/73 (3/3)

— KEY TRANSACTIONS —

- Signed a three-year contract (through 2028) with the Ravens on 3/12/26
- Signed a two-year contract with the Jets on 3/13/24
- Signed a Reserve/Future contract with Baltimore on 1/16/23
- Signed to Baltimore's practice squad on 12/19/22
- Waived by Las Vegas on 12/10/22
- Originally selected by the Las Vegas Raiders in the fourth round (109th overall) of the 2020 NFL Draft

— CAREER HIGHLIGHTS —

- Started all 17 games at LG in 2025, where he was part of a starting OL unit that did not miss a game together…Marked the first time since 2012 that the Jets used the same OL combination in every game…Blocked for an offense that finished Top 10 in rushing average (123.3 ypg) and averaged 3.9 yards per carry against a stacked box (8+ defenders), the NFL's fourth-highest rate and the highest by a Jets offense in the Next Gen Stats era (since 2016)
- Started all 17 games at LG in 2024 and was part of an OL that allowed pressure on just 6.4% of pass block snaps, the NFL's fifth-best rate…Selected by the coaching staff as the recipient of the 2024 Selfless Warrior Award, given to the player who gives the most of himself for the team
- Started in all 17 games at LG in 2023, helping block for the NFL's No. 1 rushing offense (156.6 ypg) and No. 4 scoring offense (28.4 ppg)
- Saw action in 11 games (two starts) for Las Vegas in 2022 prior to his Baltimore arrival (12/19/22)
- Started all 17 games and one postseason contest at LG in 2021, helping the 10-7 Raiders clinch their first winning season and playoff berth since 2016…Blocked for the NFL's No. 6 passing offense (268.6 ypg), which finished with the league's fourth-best completion percentage (68.3%)
- Appeared in seven games (two starts) in his rookie campaign in 2020, contributing to a Raiders offense that ranked No. 8 overall (383.3 ypg), No. 7 in passing (263.6 ypg) and No. 6 on third down (46.0%)

— PERSONAL —

- Became the first high school student to land a job at the Halls Chophouse in downtown Charleston, serving tables at the renowned establishment
- Interested in becoming a social worker or guidance counselor after his professional football career
- Joined North Charleston Mayor Keith Summey on April 7, 2016, to become "Mayor for the Day" and receive his key to the city

JOHN SIMPSON'S NFL REGULAR SEASON STATISTICS

DATE	TEAM	GP	GS	
2020	Raiders	7	2	
2021	Raiders	17	17	
2022	Raiders	11	2	
				Went from **Las Vegas** to **Baltimore**.
2022	Ravens	0	0	
2022	TOTAL	11	2	
2023	Ravens	17	17	
2024	Jets	17	17	
2025	Jets	17	17	
2026	Ravens	1	1	
NFL TOTALS		**87**	**73**	

JOHN SIMPSON'S NFL POSTSEASON STATISTICS

DATE	TEAM	GP	GS
2021	Raiders	1	1
2022	Ravens	0	0
2023	Ravens	2	2
NFL TOTALS		**3**	**3**

JOHN SIMPSON'S 2026 GXG REGULAR-SEASON STATISTICS (RAVENS)

DATE	OPPONENT	P/S	W/L	SCORE
09/13	at Colts	S	W	41-23
2026 TOTALS		**1-1**	**1-0**	



32 TRENTON SIMPSON

ILB

6-2 | 242

COLLEGE: CLEMSON

AGE: 25 HOMETOWN: CHARLOTTE, NC

EXP. (NFL/RAVENS): 4/4 GP/GS (PLAYOFFS): 50/20 (4/0)

— KEY TRANSACTIONS —

- Trenton Simpson was selected by the Ravens in the third round (86th overall) of the 2023 NFL Draft

— CAREER HIGHLIGHTS —

- Played in all 17 games (13 starts) for the Ravens in 2024, setting career highs in tackles (70), TFL (5), sacks (1.5) and PD (4), also posting 1 FR and adding 3 ST tackles…Helped Baltimore's defense rank No. 1 against the run (80.1 ypg) and No. 2 in both sacks (54) and fourth-down efficiency (42.9%)
- Appeared in 15 games, primarily on special teams, during his rookie campaign with Baltimore in 2023, notching 7 tackles, 2 TFL and 1 sack on defense, while adding 6 tackles on special teams…Helped the Ravens' defense become the first unit in NFL history to lead the league in scoring (16.5), sacks (60) and takeaways (31)

— PERSONAL —

- Father is Timothy Simpson, decorated Command Sergeant Major in the U.S. Army Rangers who was deployed 17 times during a 26-year career in service
- Was born on Fort Benning, a military base in Georgia, on June 14, 2001, sharing a birthday with the same day the U.S. Army was founded (1775)…Grew up a fixture on military bases when his father was stateside
- Credits his father's military background for his discipline
- Was given the honor of running the American Flag down the hill at Clemson, sharing that special moment with his father prior to the Tigers' 44-7 win over UConn on Military Appreciation Day (11/13/22)
- Was teammates with Philadelphia Eagles DT Jordan Davis at Mallard Creek (Charlotte, NC) HS
- Told his mother at 3 years old he wanted to play in the NFL
- Originally committed to Auburn before ultimately choosing his dream school, Clemson University
- Earned his degree in sports communications in three years (2020-22) from Clemson

— 2026 SEASON HIGHLIGHTS —

- Logged 4 tackles (3 solo), including 2 TFL, in the 41-23 victory at Ind. (9/13)…His 2 TFL matched a career high that he has recorded three other times, most recently on 12/21/25 vs. NE

TRENTON SIMPSON'S NFL REGULAR SEASON DEFENSIVE STATISTICS

				TACKLES								INTERCEPTIONS					FUMBLES				ST					MISC	
DATE	TEAM	GP	GS	TK	S	A	TFL	YDS	SK	YDS	QBH	NO	YDS	LG	TD	PD	FF	FR	TD	YDS	TK	S	A	FF	FR	S	A
2023	Ravens	15	0	7	5	2	2	11	1.0	6.0	1	0	0	0	0	0	0	1	0	10	6	5	1	0	0	0	0
2024	Ravens	17	13	70	38	32	5	21	1.5	13.0	6	0	0	0	0	4	0	1	0	0	3	2	1	0	0	0	0
2025	Ravens	17	6	55	30	25	4	14	2.5	12.5	4	0	0	0	0	1	0	0	0	0	11	4	7	0	0	0	0
2026	Ravens	1	1	4	3	1	2	4	0.0	0.0	0	0	0	0	0	0	0	0	0	0	0	0	0	0	0	0	0
NFL TOTALS		**50**	**20**	**136**	**76**	**60**	**13**	**50**	**5.0**	**31.5**	**11**	**0**	**0**	**0**	**0**	**5**	**0**	**2**	**0**	**10**	**20**	**11**	**9**	**0**	**0**	**0**	**0**

TRENTON SIMPSON'S NFL POSTSEASON DEFENSIVE STATISTICS

				TACKLES								INTERCEPTIONS					FUMBLES				ST					MISC	
DATE	TEAM	GP	GS	TK	S	A	TFL	YDS	SK	YDS	QBH	NO	YDS	LG	TD	PD	FF	FR	TD	YDS	TK	S	A	FF	FR	S	A
2023	Ravens	2	0	0	0	0	0	0	0.0	0.0	0	0	0	0	0	0	0	0	0	0	1	0	1	0	0	0	0
2024	Ravens	2	0	0	0	0	0	0	0.0	0.0	0	0	0	0	0	0	0	0	0	0	1	0	1	0	0	0	0
NFL TOTALS		**4**	**0**	**0**	**0**	**0**	**0**	**0**	**0.0**	**0.0**	**0**	**0**	**0**	**0**	**0**	**0**	**0**	**0**	**0**	**0**	**2**	**0**	**2**	**0**	**0**	**0**	**0**

TRENTON SIMPSON'S SINGLE-GAME HIGHS: DEFENSIVE

Total Tackles	10 vs. Houston Texans, Oct 05, 2025
Solo Tackles	7 vs. Denver Broncos, Nov 03, 2024
Sacks	1.0 vs. New England Patriots, Dec 21, 2025 ...3 more at 1.0.
Passes Defensed	1 vs. Los Angeles Rams, Oct 12, 2025 ...4 more at 1.
Fumble Recoveries	1 at Cleveland Browns, Oct 27, 2024 ...1 more at 1.
Tackles For Loss	2 vs. New England Patriots, Dec 21, 2025 ...2 more at 2.
Special Teams Tackles	2 at Cincinnati Bengals, Dec 14, 2025 ...5 more at 2.

TRENTON SIMPSON'S SINGLE-GAME HIGHS - POSTSEASON: DEFENSIVE

Special Teams Tackles	1 vs. Pittsburgh Steelers, Jan 11, 2025 ...1 more at 1.

32 TRENTON SIMPSON

TRENTON SIMPSON'S 2026 GXG REGULAR-SEASON STATISTICS (RAVENS)

			TACKLES								INTERCEPTIONS					FUMBLES				ST					MISC			
DATE	OPPONENT	P/S	TK	S	A	SK	YDS	TFL	YDS	QBH	NO	YDS	LG	TD	PD	FF	FR	TD	YDS	TK	S	A	FF	FR	S	A	W/L	SCORE
09/13	at Colts	S	4	3	1	0.0	0.0	2	4	0	0	0	0	0	0	0	0	0	0	0	0	0	0	0	0	0	W	41-23
2026 TOTALS		**1-1**	**4**	**3**	**1**	**0.0**	**0.0**	**2**	**4**	**0**	**0**	**0**	**0**	**0**	**0**	**0**	**0**	**0**	**0**	**0**	**0**	**0**	**0**	**0**	**0**	**0**	**1-0**	

0 ROQUAN SMITH

PRO BOWL

ILB

6-1 | 235

COLLEGE: GEORGIA

AGE: 29 HOMETOWN: MONTEZUMA, GA

EXP. (NFL/RAVENS): 9/5 GP/GS (PLAYOFFS): 126/124 (6/6)

— KEY TRANSACTIONS —

- Signed a five-year contract extension (through 2027) with the Ravens on 1/11/23
- Acquired by the Ravens from the Chicago Bears on 11/1/22 in exchange for ILB A.J. Klein and 2023 second- and fifth-round selections
- Placed on Injured Reserve (pectoral) on 12/8/19
- Originally selected by the Chicago Bears in the first round (8th overall) of the 2018 NFL Draft

— HONORS —

- Three-time *Associated Press* first-team All-Pro (2022-24)
- Two-time *Associated Press* second-team All-Pro (2020-21)
- Four-time Pro Bowler (2022-25)
- NFLPA first-team All-Pro (2022)
- Three-time *PFWA* All-AFC Team (2022-24)
- *Sporting News* All-Pro Team (2024)
- Butkus Award recipient, as the NFL's top LB (2022)
- Ravens team MVP, as voted on by the local media (2022)
- AFC Defensive Player of the Month (Dec.-Jan. 2022)
- AFC Defensive Player of the Week (Week 2, 2025)
- Two-time Ravens Walter Payton Man of the Year Nominee (2023-24)
- Art Rooney Sportsmanship Award nominee (2021)
- Ed Block Courage Award winner (2020)

— CAREER HIGHLIGHTS —

- Became the youngest player (age 27) in NFL history to reach 1,000 career tackles, while also becoming the sixth NFL player to record four or more seasons with 150-plus tackles
- Became the first NFL player since at least 2008 to record at least 15 tackles, 3 TFL and 1 defensive TD in a game (vs. Cle. 9/14/25)
- Started all 15 games in which he appeared in 2025, recording a team-high 130 tackles (76 solo), 5 TFL, 3 PD, 4 QBHs and a 63-yard FR-TD, en route to his fourth-consecutive Pro Bowl nod…Became the first NFL player since at least 2008 to record at least 15 tackles, 3 TFL and 1 defensive TD in a game (vs. Cle. 9/14/25), earning AFC Defensive Player of the Week for Week 2…Is the fourth NFL defender (also Bobby Wagner, Luke Kuechly & Chris Spielman) since at least 2000 to record 100+ tackles in each of his first eight seasons…Helped Baltimore's defense rank No. 3 in defensive total rush EPA (52.3), No. 5 in goal-to-go defense (64.7%) and No. 6 in red zone TD efficiency (50.8%)
- Started in all 16 games in which he appeared in 2024, recording a team-high 154 tackles (81 solo), 4 TFL, 1.5 sacks, 1 INT, 4 PD, 1 FF and 1 FR, en route to his third-consecutive Pro Bowl nod…At age 27, he became the youngest player in NFL history to reach 1,000 career tackles, while also becoming the sixth player in league history to record four or more seasons with at least 150 tackles…Helped Baltimore's defense rank No. 1 against the run (80.1 ypg), No. 2 in sacks (54) and No. 5 (tied) in yards per play allowed (5.2)
- Started all 16 games in which he appeared for Baltimore in 2023, recording a team-high 158 tackles, 5 TFL, 1.5 sacks, 5 QBHs, 1 INT, 1 FF and 8 PD, en route to his second-career Pro Bowl nod and first-team All-Pro honors…Became just the third NFL player to register at least 100 tackles and 1 INT in each of the first six seasons of a career…Teamed up with ILB Patrick Queen (133) to become the first duo in Ravens history to post 130+ tackles each in a season…Helped the Ravens' defense become the first unit in NFL history to lead the league in scoring (16.5), sacks (60) and takeaways (31)
- In 2022, started the final nine contests for Baltimore after being acquired via trade on 11/1, registering 86 tackles, 7 TFL, 2 sacks and 1 INT, en route to his first-career Pro Bowl nod and a first-team All-Pro selection…Helped Baltimore's defense rank in the Top 5 in four categories: No. 3 in scoring (18.5 ppg), No. 3 in red zone TD% (46.4), No. 3 in rushing (92.1 ypg) and No. 4 in third-down efficiency (34.9%)…Finished with 169 total tackles on the season between Baltimore (86) and Chicago (83), ranking as the NFL's third most, becoming the first player since at least 2000 to record 75+ tackles with multiple teams
- Became the first player since Hall of Famer Ray Lewis (1996-2000) with at least 100 tackles, 2 sacks and 1 INT in each of the first five years of a career (2018-22)...Is also the first player since Lewis (2000-01) with at least 300 tackles and 30 TFL in a two-year span (2020-21)
- Since his 2018 NFL arrival, Smith led a Bears' defensive unit that ranked No. 3 overall (328.3 ypg), No. 4 against the pass (212.8 ypg) and No. 4 in scoring (21.1 ppg)
- Started all 17 games in 2021, totaling 163 tackles (95 solo), 12 TFL, 3 sacks and his first-career pick-6 (53 yards), en route to earning second-team All-Pro honors…Led a defense that finished as the NFL's sixth overall unit (316.7 ypg)
- Started all 16 contests in 2020, posting 139 tackles (98 solo), including a career-high 18 TFL, while adding 4 sacks, 7 PD, 2 INTs, 1 FF and 1 FR, en route to garnering second-team All-Pro honors…Finished as the season's only NFL defender to record at least 100 tackles and 10 TFL with multiple sacks and multiple INTs…His 18 TFL were also the NFL's second most, trailing only T.J. Watt (23)

0 ROQUAN SMITH

- In 2019, started all 12 games in which he appeared, posting 100 tackles (65 solo), 5 TFL, 2 sacks, 2 PD and 1 INT for the No. 9 rush (102.0 ypg) and pass defense (221.9 ypg)
- Appeared in all 16 games (14 starts) as a rookie in 2018, tallying 121 tackles (89 solo), 8 TFL, a career-high 5 sacks, 5 PD and 1 INT for a Chicago defense that ranked No. 1 against the run (80.0 ypg) and No. 7 against the pass (219.7 ypg)…Is one of seven players in NFL history to record at least 100 tackles and 5 sacks in a rookie campaign (Shaquille Leonard – 2018; David Harris – 2007; Brian Urlacher – 2000; Duane Bickett – 1985; Reggie White – 1985 & Ricky Jackson – 1981)…Also appeared in the Wild Card Playoff vs. Phi. (1/6/19), totaling a team-high 7 tackles (6 solo) and 1 INT

— PERSONAL —

- Is an avid world traveler, whose recent adventures include Peru, Japan and Europe
- Is part of an ownership group, including NBA All-Star Jimmy Butler and singer-songwriter Chase Rice, for the Chicago music venue and restaurant "Welcome to the Farm"
- Took flight with Blue Angel #7, LCDR Thomas Zimmerman, a Baltimore native, during a visit to NAS Pensacola, FL
- Accepted a job with a well-drilling and water-pumping crew in an effort to earn money before going off to college
- Has exceptionally neat handwriting, especially in cursive, often leaving people skeptical that it's actually his

— 2026 SEASON HIGHLIGHTS —

- Tallied a team-high 11 tackles (5 solo) and 1 INT in the 41-23 victory at Ind. (9/13), with his first-quarter INT paving the way for a 4-yard TD run by RB Derrick Henry…Recorded the 62nd double-digit tackle game of his career, the most such games among active players and tied with Ray Lewis for fourth most since 2000

ROQUAN SMITH'S NFL REGULAR SEASON DEFENSIVE STATISTICS

				TACKLES								INTERCEPTIONS					FUMBLES				ST					MISC	
DATE	TEAM	GP	GS	TK	S	A	TFL	YDS	SK	YDS	QBH	NO	YDS	LG	TD	PD	FF	FR	TD	YDS	TK	S	A	FF	FR	S	A
2018	Bears	16	14	121	89	32	8	44	5.0	37.0	5	1	22	22	0	5	0	0	0	0	0	0	0	0	0	0	0
2019	Bears	12	12	100	65	35	5	29	2.0	21.0	2	1	0	0	0	2	0	0	0	0	1	1	0	0	0	0	0
2020	Bears	16	16	139	98	41	18	58	4.0	32.0	6	2	16	11	0	7	1	1	0	0	0	0	0	0	0	0	0
2021	Bears	17	17	163	95	68	12	45	3.0	25.0	4	1	53	53t	1	3	0	0	0	0	0	0	0	0	0	0	0
2022	Bears	8	8	83	52	31	4	18	2.5	14.5	3	2	22	18	0	3	0	0	0	0	0	0	0	0	0	0	0
Went from **Chicago** to **Baltimore**.																											
2022	Ravens	9	9	86	51	35	7	11	2.0	8.0	1	1	19	19	0	3	0	0	0	0	0	0	0	0	0	0	0
2022	TOTAL	17	17	169	103	66	11	29	4.5	22.5	4	3	41	19	0	6	0	0	0	0	0	0	0	0	0	0	0
2023	Ravens	16	16	158	84	74	5	19	1.5	12.0	5	1	30	30	0	8	1	0	0	0	0	0	0	0	0	0	0
2024	Ravens	16	16	154	81	73	4	5	1.5	3.0	3	1	0	0	0	4	1	1	0	0	0	0	0	0	0	0	0
2025	Ravens	15	15	130	76	54	5	17	0.0	0.0	4	0	0	0	0	3	0	1	1	63	0	0	0	0	0	0	0
2026	Ravens	1	1	11	5	6	0	0	0.0	0.0	1	1	1	1	0	1	0	0	0	0	0	0	0	0	0	0	0
NFL TOTALS		**126**	**124**	**1145**	**696**	**449**	**68**	**246**	**21.5**	**152.5**	**34**	**11**	**163**	**53T**	**1**	**39**	**3**	**3**	**1**	**63**	**1**	**1**	**0**	**0**	**0**	**0**	**0**

ROQUAN SMITH'S NFL POSTSEASON DEFENSIVE STATISTICS

				TACKLES								INTERCEPTIONS					FUMBLES				ST					MISC	
DATE	TEAM	GP	GS	TK	S	A	TFL	YDS	SK	YDS	QBH	NO	YDS	LG	TD	PD	FF	FR	TD	YDS	TK	S	A	FF	FR	S	A
2018	Bears	1	1	7	6	1	0	0	0.0	0.0	0	1	0	0	0	1	0	0	0	0	0	0	0	0	0	0	0
2020	Bears	0	0	0	0	0	0	0	0.0	0.0	0	0	0	0	0	0	0	0	0	0	0	0	0	0	0	0	0
2022	Ravens	1	1	8	3	5	0	0	0.0	0.0	0	0	0	0	0	0	0	0	0	0	0	0	0	0	0	0	0
2023	Ravens	2	2	23	10	13	2	8	0.0	0.0	1	0	0	0	0	0	0	0	0	0	0	0	0	0	0	0	0
2024	Ravens	2	2	13	6	7	0	0	0.0	0.0	0	0	0	0	0	0	0	0	0	0	0	0	0	0	0	0	0
NFL TOTALS		**6**	**6**	**51**	**25**	**26**	**2**	**8**	**0.0**	**0.0**	**1**	**1**	**0**	**0**	**0**	**1**	**0**	**0**	**0**	**0**	**0**	**0**	**0**	**0**	**0**	**0**	**0**

ROQUAN SMITH'S SINGLE-GAME HIGHS: DEFENSIVE

Total Tackles 21 vs. Cleveland Browns, Nov 12, 2023
Solo Tackles 14 vs. Cleveland Browns, Nov 12, 2023
Sacks 2.0 vs. Houston Texans, Dec 13, 2020
...1 more at 2.0.
Passes Defensed 2 vs. Miami Dolphins, Dec 31, 2023
...5 more at 2.
Forced Fumbles 1 at Los Angeles Chargers, Nov 26, 2023
...1 more at 1.
Fumble Recoveries 1 vs. Cleveland Browns, Sep 14, 2025
...2 more at 1.
Tackles For Loss 3 vs. Cleveland Browns, Sep 14, 2025
...2 more at 3.
Interceptions 2 at Jacksonville Jaguars, Dec 27, 2020
Interception Return Yards 53 vs. Cincinnati Bengals, Sep 19, 2021
Special Teams Tackles 1 vs. New Orleans Saints, Oct 20, 2019
Longest Opp Fumble Return 63 vs. Cleveland Browns, Sep 14, 2025

ROQUAN SMITH'S SINGLE-GAME HIGHS - POSTSEASON: DEFENSIVE

Total Tackles 16 vs. Kansas City Chiefs, Jan 28, 2024
Solo Tackles 6 vs. Philadelphia Eagles, Jan 06, 2019
Passes Defensed 1 vs. Philadelphia Eagles, Jan 06, 2019
Tackles For Loss 2 vs. Houston Texans, Jan 20, 2024
Interceptions 1 vs. Philadelphia Eagles, Jan 06, 2019

0 ROQUAN SMITH

ROQUAN SMITH'S 2026 GXG REGULAR-SEASON STATISTICS (RAVENS)

			TACKLES								INTERCEPTIONS					FUMBLES				ST					MISC			
DATE	OPPONENT	P/S	TK	S	A	SK	YDS	TFL	YDS	QBH	NO	YDS	LG	TD	PD	FF	FR	TD	YDS	TK	S	A	FF	FR	S	A	W/L	SCORE
09/13	at Colts	S	11	5	6	0.0	0.0	0	0	1	1	1	1	0	1	0	0	0	0	0	0	0	0	0	0	0	W	41-23
2026 TOTALS		**1-1**	**11**	**5**	**6**	**0.0**	**0.0**	**0**	**0**	**1**	**1**	**1**	**1**	**0**	**1**	**0**	**0**	**0**	**0**	**0**	**0**	**0**	**0**	**0**	**0**	**0**	**1-0**	

80 DURHAM SMYTHE

TE

6-5 | 248

COLLEGE: NOTRE DAME

AGE: 31 HOMETOWN: BELTON, TX

EXP. (NFL/RAVENS): 9/1 GP/GS (PLAYOFFS): 129/77 (4/2)

— KEY TRANSACTIONS —

- Signed a one-year contract (through 2026) with the Baltimore Ravens on 3/12/26
- Signed a one-year contract (through 2025) with the Chicago Bears on 3/12/25
- Released by the Dolphins on 2/14/25
- Signed a two-year contract extension (through 2025) with the Dolphins on 4/3/23
- Signed a two-year contract (through 2023) with the Dolphins on 3/22/22
- Selected by the Miami Dolphins in the fourth round (123rd overall) of the 2018 NFL Draft

— HONORS —

- Dolphins Art Rooney Sportsmanship Award Nominee (2023)

— CAREER HIGHLIGHTS —

- Played in all 17 games (two starts), recording 4 receptions for 25 yards for the Bears in 2025
- Saw action in all 17 games (four starts), notching 9 catches for 53 yards for the Dolphins in 2024
- Played in 16 regular season games (14 starts) for the Dolphins in 2023, collecting a career-high 35 receptions and 366 receiving yards…Named the Dolphins' nominee for the 2023 Art Rooney Sportsmanship Award
- Appeared in 16 games (15 starts) for Miami in 2022, notching 15 receptions for 129 yards and 1 TD
- Played in all 17 games (12 starts) for the Dolphins in 2021, logging 34 receptions for 357 yards and 2 carries for 3 yards
- Appeared in 15 games (13 starts) for Miami in 2020, notching 26 receptions for 208 yards and 2 TDs
- Played in 16 games (14 starts) for the Dolphins in 2019, recording 7 receptions for 65 yards while adding 4 KORs for 45 yards and 7 ST tackles (6 solo)
- Saw action in 15 games (two starts) for the Dolphins in 2018, collecting 6 receptions for 50 yards in his rookie season

— PERSONAL —

- Father, Roy, played OL on the 1980 Baylor Southwest Conference champion football team
- Volunteered at the Dolphins' holiday event and Thanksgiving meal distribution, helping provide meals to hundreds of families in 2021

— 2026 SEASON HIGHLIGHTS —

- Registered 1 reception for 4 yards in his Ravens debut in the 41-23 victory at Ind. (9/13)…Baltimore registered 506 yards of offense (304 passing & 202 rushing), averaging 7.91 yards per play (NFL's best mark in Week 1)

DURHAM SMYTHE'S NFL REGULAR SEASON RUSHING/RECEIVING STATISTICS

				RECEIVING					RUSHING				
DATE	TEAM	GP	GS	NO.	YDS.	AVG.	LG	TD	NO.	YDS.	AVG.	LG	TD
2018	Dolphins	15	2	6	50	8.3	21	0	0	0	0.0	0	0
2019	Dolphins	16	14	7	65	9.3	24	0	0	0	0.0	0	0
2020	Dolphins	14	13	26	208	8.0	19	2	0	0	0.0	0	0
2021	Dolphins	17	12	34	357	10.5	25	0	2	3	1.5	2	0
2022	Dolphins	16	15	15	129	8.6	26	1	2	1	0.5	1t	1
2023	Dolphins	16	14	35	366	10.5	22	0	0	0	0.0	0	0
2024	Dolphins	17	4	9	53	5.9	8	0	0	0	0.0	0	0
2025	Bears	17	2	4	25	6.3	11	0	0	0	0.0	0	0
2026	Ravens	1	1	1	4	4.0	4	0	0	0	0.0	0	0
NFL TOTALS		**129**	**77**	**137**	**1,257**	**9.2**	**26**	**3**	**4**	**4**	**1.0**	**2**	**1**

DURHAM SMYTHE'S NFL POSTSEASON RUSHING/RECEIVING STATISTICS

				RECEIVING					RUSHING				
DATE	TEAM	GP	GS	NO.	YDS.	AVG.	LG	TD	NO.	YDS.	AVG.	LG	TD
2022	Dolphins	1	1	1	20	20.0	20	0	0	0	0.0	0	0
2023	Dolphins	1	1	3	12	4.0	5	0	0	0	0.0	0	0
2025	Bears	2	0	2	11	5.5	6	0	0	0	0.0	0	0
NFL TOTALS		**4**	**2**	**6**	**43**	**7.2**	**20**	**0**	**0**	**0**	**0.0**	**0**	**0**

80 DURHAM SMYTHE

DURHAM SMYTHE'S NFL REGULAR SEASON RETURN STATISTICS

		KICKOFF RETURNS					PUNT RETURNS					
DATE	TEAM	RET.	YDS.	AVG.	LG	TD	NO.	FC	YDS.	AVG.	LG	TD
2018	Dolphins	1	0	0.0	0	0	0	0	0	0.0	0	0
2019	Dolphins	4	45	11.3	14	0	0	0	0	0.0	0	0
2020	Dolphins	1	5	5.0	5	0	0	0	0	0.0	0	0
2021	Dolphins	0	0	0.0	0	0	0	0	0	0.0	0	0
2022	Dolphins	2	27	13.5	18	0	0	0	0	0.0	0	0
2023	Dolphins	0	0	0.0	0	0	0	0	0	0.0	0	0
2024	Dolphins	0	0	0.0	0	0	0	0	0	0.0	0	0
2025	Bears	0	0	0.0	0	0	0	0	0	0.0	0	0
2026	Ravens	0	0	0.0	0	0	0	0	0	0.0	0	0
NFL TOTALS		**8**	**77**	**9.6**	**18**	**0**	**0**	**0**	**0**	**0.0**	**0**	**0**

DURHAM SMYTHE'S NFL POSTSEASON RETURN STATISTICS

		KICKOFF RETURNS					PUNT RETURNS					
DATE	TEAM	RET.	YDS.	AVG.	LG	TD	NO.	FC	YDS.	AVG.	LG	TD
2022	Dolphins	0	0	0.0	0	0	0	0	0	0.0	0	0
2023	Dolphins	0	0	0.0	0	0	0	0	0	0.0	0	0
2025	Bears	0	0	0.0	0	0	0	0	0	0.0	0	0
NFL TOTALS		**0**	**0**	**0.0**	**0**	**0**	**0**	**0**	**0**	**0.0**	**0**	**0**

DURHAM SMYTHE'S SINGLE-GAME HIGHS: RUSHING/RECEIVING

Rush Attempts	2 vs. Carolina Panthers, Nov 28, 2021
Rushing Yards	3 vs. Carolina Panthers, Nov 28, 2021
Longest Runs	2 vs. Carolina Panthers, Nov 28, 2021
Rushing TDs	1 at New York Jets, Oct 09, 2022
Receptions	5 vs. Dallas Cowboys, Dec 24, 2023 ...3 more at 5.
Receiving Yards	59 at Jacksonville Jaguars, Oct 17, 2021
Receiving Average	18.0 at Baltimore Ravens, Dec 31, 2023
Longest Receptions	26 vs. New York Jets, Jan 08, 2023
Receiving TDs	1 vs. Houston Texans, Nov 27, 2022 ...1 more at 1.
All-Purpose Yards	59 at Jacksonville Jaguars, Oct 17, 2021
Kickoff Returns	1 at San Francisco 49ers, Dec 04, 2022 ...7 more at 1.
Kickoff Return Yards	18 at Baltimore Ravens, Sep 18, 2022
Longest Kickoff Return	18 at Baltimore Ravens, Sep 18, 2022
Special Teams Tackles	1 vs. Detroit Lions, Jan 04, 2026 ...14 more at 1.
Most TDs	1 vs. Houston Texans, Nov 27, 2022 ...2 more at 1.
Miscellaneous Tackles	1 at Buffalo Bills, Oct 01, 2023 ...2 more at 1.
Scrimmage Yards	59 at Jacksonville Jaguars, Oct 17, 2021

DURHAM SMYTHE'S SINGLE-GAME HIGHS - POSTSEASON: RECEIVING

Receptions	3 at Kansas City Chiefs, Jan 13, 2024
Receiving Yards	20 at Buffalo Bills, Jan 15, 2023
Receiving Average	4.0 at Kansas City Chiefs, Jan 13, 2024
Longest Receptions	20 at Buffalo Bills, Jan 15, 2023
All-Purpose Yards	20 at Buffalo Bills, Jan 15, 2023
Scrimmage Yards	20 at Buffalo Bills, Jan 15, 2023

DURHAM SMYTHE'S 2026 GXG REGULAR-SEASON STATISTICS (RAVENS)

			RECEIVING					RUSHING						
DATE	OPPONENT	P/S	NO.	YDS.	AVG.	LG	TD	NO.	YDS.	AVG.	LG	TD	W/L	SCORE
09/13	at Colts	S	1	4	4.0	4	0	0	0	0.0	0	0	W	41-23
2026 TOTALS		**1-1**	**1**	**4**	**4.0**	**4**	**0**	**0**	**0**	**0.0**	**0**	**0**	**1-0**	

79 RONNIE STANLEY

PRO BOWL

T

6-6 | 310

COLLEGE: NOTRE DAME

AGE: 32 HOMETOWN: LAS VEGAS, NV

EXP. (NFL/RAVENS): 11/11 GP/GS (PLAYOFFS): 121/121 (7/7)

— KEY TRANSACTIONS —

- Re-signed with the Ravens on 3/11/25
- Placed on Injured Reserve (ankle) on 10/19/21
- Placed on Injured Reserve (ankle) on 11/3/20
- Signed a five-year contract extension (through 2026) with the Ravens on 10/30/20
- Was selected by the Ravens in the first round (sixth overall) of the 2016 NFL Draft

— HONORS —

- *Associated Press* first-team All-Pro (2019)
- Two-time Pro Bowler (2019, 2024)
- PFWA All-NFL and All-AFC (2019)

— CAREER HIGHLIGHTS —

- Started 16 games at LT in 2025, helping pave the way for an offense that ranked No. 1 in the NFL in yards per rush (5.3), No. 2 in rushing yards per game (156.6) and No. 3 in rushing TDs (23)…Baltimore's offense also ranked seventh in yards per play (5.8) and 11th in points per game (24.9)
- Started at LT in all 17 games in 2024, blocking for an offense that ranked No. 1 in the NFL in yards per game (424.9), yards per play (6.8 – third-best single-season mark in NFL history) and red zone efficiency (74.2%) and No. 3 in points per game (30.5), while setting a franchise single-season record with 7,224 net yards…Baltimore's rushing attack also averaged an NFL-best 187.6 yards per game and 5.8 yards per carry (best figure in single-season NFL history)
- Started 13 games at LT for the Ravens in 2023, helping block for the NFL's No. 1 rushing offense (156.6 ypg) and No. 4 scoring offense (28.4 ppg)…The ground game eclipsed 100 yards in all 17 contests, while also setting a single-season franchise record with 26 rushing TDs
- Started all 11 games in which he saw action in 2022, helping block for the NFL's No. 2 rush offense (160.2 ypg), which produced the league's most rushes (88) of 10+ yards and most games (12) with 150+ rushing yards
- Helped block for a Ravens rushing attack that topped 100 rushing yards in 43 consecutive games (2018-21), tying for the longest streak of its kind in NFL history (Pit. – 1974-77)
- In 2020, started in six games, before being placed on Injured Reserve (ankle) on 11/3/20…Helped block for the NFL's No. 1 rushing attack (191.9 ypg), which produced the third-most yards (3,071) ever in a 16-game NFL season…Baltimore owned the seventh-best scoring offense (29.3 ppg) and fourth-best third-down offense (48.8%)…The Ravens also tallied a then-franchise-record 24 rushing TDs
- In 2019, helped Baltimore set an NFL record for single-season rushing yards (3,296) and produce the NFL's No. 1 scoring offense (33.2 ppg)
- In 2019, assisted the Ravens in becoming the first team ever to average at least 200 rushing (206.0) and 200 net passing (201.6) yards per game in a season
- Blocked for NFL MVP QB Lamar Jackson, who produced one of the greatest seasons ever by a QB in 2019...Jackson threw an NFL-high 36 TDs (franchise record) and posted 1,206 rushing yards, the most by a QB in single-season history
- In 2019, helped the Ravens set new single-season franchise records for total TDs (64), points (531), rushing yards (3,296) and total net yards (6,521)
- In 2018, helped Baltimore produce the NFL's No. 2 rushing attack - 2,441 yards (152.6 ypg)
- Baltimore also tallied a then-single-season team-record 5,999 total yards and permitted the NFL's sixth-fewest sacks (32, tied Panthers) in 2018
- In 2017, helped the Ravens produce the NFL's ninth-ranked scoring attack (24.7 ppg)...Over the last nine games of the season, Baltimore averaged the league's second-most points per contest (29.4)
- Started 12 games at LT as a rookie in 2016, helping QB Joe Flacco post a team-record 4,317 passing yards

— PERSONAL —

- Created The Ronnie Stanley Foundation in 2021, which aims to improve the quality of life for rescue dogs, provide training that cultivates therapeutic properties, and then match each rescue with an individual who has faced a challenge in life, such as a chronic illness or emotional trauma
- Visited Russia for the 2018 World Cup during the offseason
- Stanley is 50% Tongan, (mother, Julie, was born in Tonga), and in 2015, was named Polynesian Player of the Year
- Is an advocate of pet adoption and supporting animal shelters...Went to the Baltimore BARCS Animal Shelter, where he adopted a pit bull (named Lola) in 2016 and then a pit mix (named Rico) in 2017
- Attended Bishop Gorman (Las Vegas, NV) HS with former Orioles outfielder Joey Rickard

79 RONNIE STANLEY

RONNIE STANLEY'S NFL REGULAR SEASON STATISTICS

DATE	TEAM	GP	GS
2016	Ravens	12	12
2017	Ravens	15	15
2018	Ravens	15	15
2019	Ravens	14	14
2020	Ravens	6	6
2021	Ravens	1	1
2022	Ravens	11	11
2023	Ravens	13	13
2024	Ravens	17	17
2025	Ravens	16	16
2026	Ravens	1	1
NFL TOTALS		**121**	**121**

RONNIE STANLEY'S NFL POSTSEASON STATISTICS

DATE	TEAM	GP	GS
2018	Ravens	1	1
2019	Ravens	1	1
2020	Ravens	0	0
2022	Ravens	1	1
2023	Ravens	2	2
2024	Ravens	2	2
NFL TOTALS		**7**	**7**

RONNIE STANLEY'S 2026 GXG REGULAR-SEASON STATISTICS (RAVENS)

DATE	OPPONENT	P/S	W/L	SCORE
09/13	at Colts	S	W	41-23
2026 TOTALS		**1-1**	**1-0**	

24 MALAKI STARKS

S

6-1 | 205

COLLEGE: GEORGIA

AGE: 22 HOMETOWN: JEFFERSON, GA

EXP. (NFL/RAVENS): 2/2 GP/GS (PLAYOFFS): 18/16

— KEY TRANSACTIONS —

- Malaki Starks was selected by the Ravens in the first round (27th overall) of the 2025 NFL Draft

— CAREER HIGHLIGHTS —

- Played all 17 games (15 starts) as a rookie for Baltimore in 2025, tallying 78 tackles (46 solo), 1 TFL, 1 QBH, 2 INTs and 4 PD, while adding 6 ST tackles (3 solo)…Became the first Ravens rookie since Dawan Landry (2006) to collect an INT in back-to-back games (Weeks 9-10)…Helped Baltimore's defense rank No. 3 in defensive total rush EPA (52.3), No. 5 in goal-to-go defense (64.7%) and No. 6 in red zone TD efficiency (50.8%)

— PERSONAL —

- While at Georgia, was named to the 2024 Allstate AFCA Good Works Team as one of just 11 FBS players, based on outstanding community service
- Participated in local youth football camps at Georgia and teamed with Dick's Sporting Goods to provide children from the Boys & Girls Club of Athens $300 gift cards during the Christmas holidays
- Joined Academy Sports and Outdoors to provide children from Gladiator Youth Football and the Boys & Girls Club a back-to-school shopping spree
- Worked at the Wilderness Works football camp with 30 kids at Atlanta's Cabbagetown Park and took part in a $10,000 donation to Athens-area schools through the Georgia Teachers Initiative
- Between his third- and sixth-grade years, Starks' family experienced homelessness in and around Jefferson, yet his mother and father kept working to improve the family's situation…"My parents just worked. If we didn't have anything, if we had anything, they just worked," Starks said. "And they got the opportunity to start working and earn some really good money, good enough to where we could get out of the situation we were in."
- In 2024, became engaged to his longtime girlfriend, Savannah Jackson, whom he's known since fourth grade
- Majored in sport management and business at Georgia

— 2026 SEASON HIGHLIGHTS —

- Logged 6 tackles (2 solo), a career-high 2 QBHs and his first-career sack in the 41-23 win at Ind. (9/13), helping limit the Colts to 251 yards of offense

MALAKI STARKS' NFL REGULAR SEASON DEFENSIVE STATISTICS

				TACKLES								INTERCEPTIONS					FUMBLES				ST					MISC	
DATE	TEAM	GP	GS	TK	S	A	TFL	YDS	SK	YDS	QBH	NO	YDS	LG	TD	PD	FF	FR	TD	YDS	TK	S	A	FF	FR	S	A
2025	Ravens	17	15	78	46	32	1	3	0.0	0.0	1	2	9	9	0	4	0	0	0	0	6	3	3	0	0	0	0
2026	Ravens	1	1	6	2	4	1	9	1.0	9.0	2	0	0	0	0	0	0	0	0	0	1	0	1	0	0	0	0
NFL TOTALS		**18**	**16**	**84**	**48**	**36**	**2**	**12**	**1.0**	**9.0**	**3**	**2**	**9**	**9**	**0**	**4**	**0**	**0**	**0**	**0**	**7**	**3**	**4**	**0**	**0**	**0**	**0**

MALAKI STARKS' SINGLE-GAME HIGHS: DEFENSIVE

Total Tackles	10 vs. Houston Texans, Oct 05, 2025
Solo Tackles	5 at Miami Dolphins, Oct 30, 2025 ...1 more at 5.
Sacks	1.0 at Indianapolis Colts, Sep 13, 2026
Passes Defensed	1 at Cincinnati Bengals, Dec 14, 2025 ...3 more at 1.
Tackles For Loss	1 vs. Detroit Lions, Sep 22, 2025
Interceptions	1 at Minnesota Vikings, Nov 09, 2025 ...1 more at 1.
Interception Return Yards	9 at Miami Dolphins, Oct 30, 2025
Special Teams Tackles	2 at Green Bay Packers, Dec 27, 2025

MALAKI STARKS' 2026 GXG REGULAR-SEASON STATISTICS (RAVENS)

			TACKLES								INTERCEPTIONS					FUMBLES				ST					MISC			
DATE	OPPONENT	P/S	TK	S	A	SK	YDS	TFL	YDS	QBH	NO	YDS	LG	TD	PD	FF	FR	TD	YDS	TK	S	A	FF	FR	S	A	W/L	SCORE
09/13	at Colts	S	6	2	4	1.0	9.0	1	9	2	0	0	0	0	0	0	0	0	0	1	0	1	0	0	0	0	W	41-23
2026 TOTALS		**1-1**	**6**	**2**	**4**	**1.0**	**9.0**	**1**	**9**	**2**	**0**	**0**	**0**	**0**	**0**	**0**	**0**	**0**	**0**	**1**	**0**	**1**	**0**	**0**	**0**	**0**	**1-0**	

27 T.J. TAMPA JR.

CB

6-1 | 190

COLLEGE: IOWA STATE

AGE: 24 HOMETOWN: ST PETERSBURG, FL

EXP. (NFL/RAVENS): 3/3 GP/GS (PLAYOFFS): 25/1 (2/0)

— KEY TRANSACTIONS —

- Activated from Injured Reserve on 12/19/24
- Designated to return from Injured Reserve on 11/28/24
- Placed on Injured Reserve (ankle) on 10/26/24
- Passed his physical and was removed from PUP on 8/12/24
- Declared Physically Unable to Perform (PUP) on 7/15/24
- T.J. Tampa was selected by the Ravens in the fourth round (130th overall) of the 2024 NFL Draft…Was the Ravens' second pick in the round, following WR Devontez Walker (113th)

— CAREER HIGHLIGHTS —

- Played all 17 games (one start) in 2025, logging 12 tackles (7 solo), 1 INT and a team-high 17 ST tackles (14 solo)…Helped Baltimore's defense rank No. 5 in goal-to-go defense (64.7%) and No. 6 in red zone TD efficiency (50.8%)
- Appeared in seven games, primarily on special teams, during his 2024 rookie season, posting 2 tackles (1 solo), while adding 2 ST tackles

— PERSONAL —

- Given birth name is Marques Jr.…Nickname, T.J., is short for Tampa Jr.
- Grew up in Atlanta, GA, playing multiple sports throughout his childhood, including basketball and football
- Father (Marques Sr.) was a standout basketball player at Barry University in the 1990s, leading the team in scoring and steals…Older sister (Nichel) played college basketball at Western Kentucky and Barry University
- Garnered recruiting interest on the basketball court, too, receiving an offer from James Madison
- Was initially recruited as a WR but focused on defense after a delayed flight forced him to stay at Iowa State an extra day and work out with the DBs
- Georgia head coach Kirby Smart made a late push to sign him after a standout performance in a football camp…Committed to the Cyclones over other programs, as well, including Cincinnati, Maryland, Rutgers, South Florida, Syracuse and Wake Forest
- Majored in communications studies at Iowa State

T.J. TAMPA JR.'S NFL REGULAR SEASON DEFENSIVE STATISTICS

				TACKLES								INTERCEPTIONS					FUMBLES				ST					MISC	
DATE	TEAM	GP	GS	TK	S	A	TFL	YDS	SK	YDS	QBH	NO	YDS	LG	TD	PD	FF	FR	TD	YDS	TK	S	A	FF	FR	S	A
2024	Ravens	7	0	2	1	1	0	0	0.0	0.0	0	0	0	0	0	0	0	0	0	0	2	0	2	0	0	0	0
2025	Ravens	17	1	12	7	5	0	0	0.0	0.0	0	1	0	0	0	2	0	0	0	0	17	14	3	0	0	0	0
2026	Ravens	1	0	0	0	0	0	0	0.0	0.0	0	0	0	0	0	0	0	0	0	0	1	0	1	0	0	0	0
NFL TOTALS		**25**	**1**	**14**	**8**	**6**	**0**	**0**	**0.0**	**0.0**	**0**	**1**	**0**	**0**	**0**	**2**	**0**	**0**	**0**	**0**	**20**	**14**	**6**	**0**	**0**	**0**	**0**

T.J. TAMPA JR.'S NFL POSTSEASON DEFENSIVE STATISTICS

				TACKLES								INTERCEPTIONS					FUMBLES				ST					MISC	
DATE	TEAM	GP	GS	TK	S	A	TFL	YDS	SK	YDS	QBH	NO	YDS	LG	TD	PD	FF	FR	TD	YDS	TK	S	A	FF	FR	S	A
2024	Ravens	2	0	0	0	0	0	0	0.0	0.0	0	0	0	0	0	0	0	0	0	0	1	1	0	0	0	0	0
NFL TOTALS		**2**	**0**	**0**	**0**	**0**	**0**	**0**	**0.0**	**0.0**	**0**	**0**	**0**	**0**	**0**	**0**	**0**	**0**	**0**	**0**	**1**	**1**	**0**	**0**	**0**	**0**	**0**

T.J. TAMPA JR.'S SINGLE-GAME HIGHS: DEFENSIVE

Total Tackles	6 vs. Houston Texans, Oct 05, 2025
Solo Tackles	3 vs. Houston Texans, Oct 05, 2025
Passes Defensed	1 vs. New York Jets, Nov 23, 2025
	...1 more at 1.
Interceptions	1 vs. New York Jets, Nov 23, 2025
Special Teams Tackles	3 at Green Bay Packers, Dec 27, 2025

T.J. TAMPA JR.'S 2026 GXG REGULAR-SEASON STATISTICS (RAVENS)

			TACKLES								INTERCEPTIONS					FUMBLES				ST					MISC			
DATE	OPPONENT	P/S	TK	S	A	SK	YDS	TFL	YDS	QBH	NO	YDS	LG	TD	PD	FF	FR	TD	YDS	TK	S	A	FF	FR	S	A	W/L	SCORE
09/13	at Colts	P	0	0	0	0.0	0.0	0	0	0	0	0	0	0	0	0	0	0	0	1	0	1	0	0	0	0	W	41-23
2026 TOTALS		**1-0**	**0**	**0**	**0**	**0.0**	**0.0**	**0**	**0**	**0**	**0**	**0**	**0**	**0**	**0**	**0**	**0**	**0**	**0**	**1**	**0**	**1**	**0**	**0**	**0**	**0**	**1-0**	

11 SKYLAR THOMPSON

QB

6-2 | 220

COLLEGE: KANSAS STATE

AGE: 29 HOMETOWN: INDEPENDENCE, MO

EXP. (NFL/RAVENS): 5/1 GP/GS (PLAYOFFS): 10/3 (1/1)

— KEY TRANSACTIONS —

- Placed on Injured Reserve on 8/12/25
- Signed with the Ravens as an unrestricted free agent (one-year contract) on 5/4/26
- Placed on Injured Reserve on 9/10/25
- Signed with Pittsburgh on 1/14/25
- Signed with Miami's practice squad on 12/17/24
- Released by Miami on 12/14/24
- Originally selected by the Miami Dolphins in the seventh round (247th overall) of the 2022 NFL Draft

— CAREER HIGHLIGHTS —

- Has played in 10 regular season games (three starts), completing 81-of-138 passes for 721 yards and 1 TD, while adding 25 rushing yards on 15 attempts
- Did not see game action for Pittsburgh in 2025…Spent a majority of the season on Injured Reserve
- Saw action in three games (one start) for Miami in 2024, totaling 187 yards on 21-of-33 passing
- Did not see game action for Miami in 2023
- Played in seven games (two starts) in 2022, completing 60-of-105 passes for 534 yards, 1 TD and 3 INTs…Started his lone postseason appearance, completing 18-of-45 passes for 220 yards and 1 TD at Buf. (1/15/23)…Became the second-lowest drafted rookie QB in NFL history to start a playoff game and the second Dolphins rookie QB to start a playoff game, joining Dan Marino (1983)

— PERSONAL —

- Born on June 4, 1997 in Palmyra, MO
- Son of Brad Thompson, the late Teresa Thompson and stepmother Kathy Thompson…Has two brothers, Anthony and Eric, and one sister, Ashley
- Started the Thompson Family Cancer Research Fund in memory of his late mother, Teresa Lynn Thompson, and late grandfather, John Walter Thompson
- Earned his bachelor's degree in management from Kansas State in May 2019

SKYLAR THOMPSON'S NFL REGULAR SEASON PASSING STATISTICS

DATE	TEAM	GP	GS	ATT.	CMP.	PCT.	YDS	AVG.	TD	INT.	LG	SK	LST	RATE
2022	Dolphins	7	2	105	60	57.1	534	5.1	1	3	32	6	40	62.2
2023	Dolphins	0	0	0	0	0.0	0	0.0	0	0	0	0	0	0.0
2024	Dolphins	3	1	33	21	63.6	187	5.7	0	0	22	6	44	78.7
2025	Steelers	0	0	0	0	0.0	0	0.0	0	0	0	0	0	0.0
2026	Ravens	0	0	0	0	0.0	0	0.0	0	0	0	0	0	0.0
TOTALS		**10**	**3**	**138**	**81**	**58.7**	**721**	**5.2**	**1**	**3**	**32**	**12**	**84**	**66.1**

SKYLAR THOMPSON'S NFL POSTSEASON PASSING STATISTICS

DATE	TEAM	GP	GS	ATT.	CMP.	PCT.	YDS	AVG.	TD	INT.	LG	SK	LST	RATE
2022	Dolphins	1	1	45	18	40.0	220	4.9	1	2	25	4	31	44.7
2023	Dolphins	0	0	0	0	0.0	0	0.0	0	0	0	0	0	0.0
2025	Steelers	0	0	0	0	0.0	0	0.0	0	0	0	0	0	0.0
TOTALS		**1**	**1**	**45**	**18**	**40.0**	**220**	**4.9**	**1**	**2**	**25**	**4**	**31**	**44.7**

SKYLAR THOMPSON'S NFL REGULAR SEASON RUSHING STATISTICS

DATE	TEAM	NO.	YDS.	AVG.	LG	TD
2022	Dolphins	14	21	1.5	9	0
2023	Dolphins	0	0	0.0	0	0
2024	Dolphins	1	4	4.0	4	0
2025	Steelers	0	0	0.0	0	0
2026	Ravens	0	0	0.0	0	0
TOTALS		**15**	**25**	**1.7**	**9**	**0**

SKYLAR THOMPSON'S NFL POSTSEASON RUSHING STATISTICS

DATE	TEAM	NO.	YDS.	AVG.	LG	TD
2022	Dolphins	2	3	1.5	2	0
2023	Dolphins	0	0	0.0	0	0
2025	Steelers	0	0	0.0	0	0
TOTALS		**2**	**3**	**1.5**	**2**	**0**

11 SKYLAR THOMPSON

SKYLAR THOMPSON'S NFL REGULAR SEASON PASSING/RUSHING STATISTICS

				PASSING											RUSHING				
DATE	TEAM	GP	GS	ATT.	CMP.	PCT.	YDS	AVG.	TD	INT.	LG	SK	LST	RATE	NO.	YDS.	AVG.	LG	TD
2022	Dolphins	7	2	105	60	57.1	534	5.1	1	3	32	6	40	62.2	14	21	1.5	9	0
2023	Dolphins	0	0	0	0	0.0	0	0.0	0	0	0	0	0	0.0	0	0	0.0	0	0
2024	Dolphins	3	1	33	21	63.6	187	5.7	0	0	22	6	44	78.7	1	4	4.0	4	0
2025	Steelers	0	0	0	0	0.0	0	0.0	0	0	0	0	0	0.0	0	0	0.0	0	0
2026	Ravens	0	0	0	0	0.0	0	0.0	0	0	0	0	0	0.0	0	0	0.0	0	0
TOTALS		**10**	**3**	**138**	**81**	**58.7**	**721**	**5.2**	**1**	**3**	**32**	**12**	**84**	**66.1**	**15**	**25**	**1.7**	**9**	**0**

SKYLAR THOMPSON'S NFL POSTSEASON PASSING/RUSHING STATISTICS

				PASSING											RUSHING				
DATE	TEAM	GP	GS	ATT.	CMP.	PCT.	YDS	AVG.	TD	INT.	LG	SK	LST	RATE	NO.	YDS.	AVG.	LG	TD
2022	Dolphins	1	1	45	18	40.0	220	4.9	1	2	25	4	31	44.7	2	3	1.5	2	0
2023	Dolphins	0	0	0	0	0.0	0	0.0	0	0	0	0	0	0.0	0	0	0.0	0	0
2025	Steelers	0	0	0	0	0.0	0	0.0	0	0	0	0	0	0.0	0	0	0.0	0	0
TOTALS		**1**	**1**	**45**	**18**	**40.0**	**220**	**4.9**	**1**	**2**	**25**	**4**	**31**	**44.7**	**2**	**3**	**1.5**	**2**	**0**

SKYLAR THOMPSON'S SINGLE-GAME HIGHS: QUARTERBACK

Pass Attempts	33 at New York Jets, Oct 09, 2022	**Completion Percentage**	64.5 vs. New York Jets, Jan 08, 2023
Pass Completions	20 vs. New York Jets, Jan 08, 2023	**Passer Rating**	76.3 vs. New York Jets, Jan 08, 2023
Yards Passing	166 at New York Jets, Oct 09, 2022	**Rush Attempts**	6 vs. Houston Texans, Nov 27, 2022
TD Passes	1 at New England Patriots, Jan 01, 2023	**Rushing Yards**	9 vs. Minnesota Vikings, Oct 16, 2022
Long Passes	32 vs. New York Jets, Jan 08, 2023	**Longest Runs**	9 vs. Minnesota Vikings, Oct 16, 2022

SKYLAR THOMPSON'S SINGLE-GAME HIGHS - POSTSEASON: QUARTERBACK

Pass Attempts	45 at Buffalo Bills, Jan 15, 2023	**Completion Percentage**	40.0 at Buffalo Bills, Jan 15, 2023
Pass Completions	18 at Buffalo Bills, Jan 15, 2023	**Passer Rating**	44.7 at Buffalo Bills, Jan 15, 2023
Yards Passing	220 at Buffalo Bills, Jan 15, 2023	**Rush Attempts**	2 at Buffalo Bills, Jan 15, 2023
TD Passes	1 at Buffalo Bills, Jan 15, 2023	**Rushing Yards**	3 at Buffalo Bills, Jan 15, 2023
Long Passes	25 at Buffalo Bills, Jan 15, 2023	**Longest Runs**	2 at Buffalo Bills, Jan 15, 2023

SKYLAR THOMPSON'S 2026 GXG REGULAR-SEASON STATISTICS (RAVENS)

									PASSING								RUSHING					
DATE	OPPONENT	P/S	ATT	CMP	YDS	PCT	Y/A	Y/C	TD	INT	LG	SK/YD	RATE	ATT	YDS	LG	TD	W/L	SCORE
09/13	at Colts		INJURED RESERVE															W	41-23
2026 TOTALS		**0-0**	**0**	**0**	**0**	**0.0**	**0.0**	**0.0**	**0**	**0**	**0**	**0/0**	**0.0**	**0**	**0**	**0**	**0**	**1-0**	

87 NICK VANNETT

TE

6-6 | 261

COLLEGE: OHIO STATE

AGE: 33 HOMETOWN: WESTERVILLE, OH

EXP. (NFL/RAVENS): 11/1 GP/GS (PLAYOFFS): 107/49 (4/0)

NICK VANNETT'S NFL REGULAR SEASON RUSHING/RECEIVING STATISTICS

				RECEIVING					RUSHING				
DATE	TEAM	GP	GS	NO.	YDS.	AVG.	LG	TD	NO.	YDS.	AVG.	LG	TD
2016	Seahawks	9	2	3	32	10.7	21	0	0	0	0.0	0	0
2017	Seahawks	15	4	12	124	10.3	21	1	0	0	0.0	0	0
2018	Seahawks	15	9	29	269	9.3	32	3	0	0	0.0	0	0
2019	Seahawks	3	1	4	38	9.5	13	0	0	0	0.0	0	0
Went from **Seattle** to **Pittsburgh**.													
2019	Steelers	13	6	13	128	9.8	18	0	0	0	0.0	0	0
2019	TOTAL	16	7	17	166	9.8	18	0	0	0	0.0	0	0
2020	Broncos	15	11	14	95	6.8	19	1	0	0	0.0	0	0
2021	Saints	7	2	9	133	14.8	30	1	0	0	0.0	0	0
2022	Saints	3	0	2	13	6.5	8	0	0	0	0.0	0	0
Went from **New Orleans** to **N.Y. Giants**.													
2022	Giants	6	3	4	42	10.5	15	0	0	0	0.0	0	0
2022	TOTAL	9	3	6	55	9.2	15	0	0	0	0.0	0	0
2023	Texans	0	0	0	0	0.0	0	0	0	0	0.0	0	0
Went from **Houston** to **L.A. Chargers**.													
2023	Chargers	0	0	1	3	3.0	3	0	0	0	0.0	0	0
2023	TOTAL	0	0	1	3	3.0	3	0	0	0	0.0	0	0
2024	Titans	17	10	17	135	7.9	24	3	0	0	0.0	0	0
2025	Vikings	4	1	0	0	0.0	0	0	0	0	0.0	0	0
2026	Seahawks	0	0	0	0	0.0	0	0	0	0	0.0	0	0
NFL TOTALS		**107**	**49**	**108**	**1,012**	**9.4**	**32**	**9**	**0**	**0**	**0.0**	**0**	**0**

NICK VANNETT'S NFL POSTSEASON RUSHING/RECEIVING STATISTICS

				RECEIVING					RUSHING				
DATE	TEAM	GP	GS	NO.	YDS.	AVG.	LG	TD	NO.	YDS.	AVG.	LG	TD
2016	Seahawks	0	0	0	0	0.0	0	0	0	0	0.0	0	0
2018	Seahawks	1	0	1	5	5.0	5	0	0	0	0.0	0	0
2022	Giants	2	0	0	0	0.0	0	0	0	0	0.0	0	0
2025	Rams	1	0	0	0	0.0	0	0	0	0	0.0	0	0
NFL TOTALS		**4**	**0**	**1**	**5**	**5.0**	**5**	**0**	**0**	**0**	**0.0**	**0**	**0**

NICK VANNETT'S NFL REGULAR SEASON RETURN STATISTICS

		KICKOFF RETURNS					PUNT RETURNS					
DATE	TEAM	RET.	YDS.	AVG.	LG	TD	NO.	FC	YDS.	AVG.	LG	TD
2016	Seahawks	0	0	0.0	0	0	0	0	0	0.0	0	0
2017	Seahawks	1	0	0.0	0	0	0	0	0	0.0	0	0
2018	Seahawks	0	0	0.0	0	0	0	0	0	0.0	0	0
2019	Seahawks	0	0	0.0	0	0	0	0	0	0.0	0	0
Went from **Seattle** to **Pittsburgh**.												
2019	Steelers	0	0	0.0	0	0	0	0	0	0.0	0	0
2019	TOTAL	0	0	0.0	0	0	0	0	0	0.0	0	0
2020	Broncos	0	0	0.0	0	0	0	0	0	0.0	0	0
2021	Saints	0	0	0.0	0	0	0	0	0	0.0	0	0
2022	Saints	0	0	0.0	0	0	0	0	0	0.0	0	0
Went from **New Orleans** to **N.Y. Giants**.												
2022	Giants	0	0	0.0	0	0	0	0	0	0.0	0	0
2022	TOTAL	0	0	0.0	0	0	0	0	0	0.0	0	0
2023	Texans	0	0	0.0	0	0	0	0	0	0.0	0	0
Went from **Houston** to **L.A. Chargers**.												
2023	Chargers	0	0	0.0	0	0	0	0	0	0.0	0	0
2023	TOTAL	0	0	0.0	0	0	0	0	0	0.0	0	0
2024	Titans	0	0	0.0	0	0	0	0	0	0.0	0	0
2025	Vikings	0	0	0.0	0	0	0	0	0	0.0	0	0
2026	Seahawks	0	0	0.0	0	0	0	0	0	0.0	0	0
NFL TOTALS		**1**	**0**	**0.0**	**0**	**0**	**0**	**0**	**0**	**0.0**	**0**	**0**

87 NICK VANNETT

NICK VANNETT'S NFL POSTSEASON RETURN STATISTICS

		KICKOFF RETURNS					PUNT RETURNS					
DATE	TEAM	RET.	YDS.	AVG.	LG	TD	NO.	FC	YDS.	AVG.	LG	TD
2016	Seahawks	0	0	0.0	0	0	0	0	0	0.0	0	0
2018	Seahawks	0	0	0.0	0	0	0	0	0	0.0	0	0
2022	Giants	0	0	0.0	0	0	0	0	0	0.0	0	0
2025	Rams	0	0	0.0	0	0	0	0	0	0.0	0	0
NFL TOTALS		**0**	**0**	**0.0**	**0**	**0**	**0**	**0**	**0**	**0.0**	**0**	**0**

NICK VANNETT'S SINGLE-GAME HIGHS: RUSHING/RECEIVING

Receptions 6 vs. Los Angeles Chargers, Nov 04, 2018
Receiving Yards 52 vs. Los Angeles Chargers, Nov 04, 2018
Receiving Average 16.0 vs. Dallas Cowboys, Dec 02, 2021
Longest Receptions 32 vs. Los Angeles Rams, Oct 07, 2018
Receiving TDs 1 vs. Buffalo Bills, Nov 25, 2021
...5 more at 1.
All-Purpose Yards 52 vs. Los Angeles Chargers, Nov 04, 2018
Kickoff Returns 1 at San Francisco 49ers, Nov 26, 2017
Special Teams Tackles 1 at Dallas Cowboys, Dec 24, 2017
...1 more at 1.
Most TDs 1 vs. Buffalo Bills, Nov 25, 2021
...5 more at 1.
Miscellaneous Tackles 1 at New York Jets, Oct 01, 2020
...1 more at 1.
Scrimmage Yards 52 vs. Los Angeles Chargers, Nov 04, 2018

NICK VANNETT'S SINGLE-GAME HIGHS - POSTSEASON: RECEIVING

Receptions 1 at Dallas Cowboys, Jan 05, 2019
Receiving Yards 5 at Dallas Cowboys, Jan 05, 2019
Longest Receptions 5 at Dallas Cowboys, Jan 05, 2019
All-Purpose Yards 5 at Dallas Cowboys, Jan 05, 2019
Scrimmage Yards 5 at Dallas Cowboys, Jan 05, 2019

76 CARSON VINSON

T

6-7 | 325

COLLEGE: ALABAMA A&M

AGE: 24 HOMETOWN: CARY, NC

EXP. (NFL/RAVENS): 2/2 GP/GS (PLAYOFFS): 8/0

— KEY TRANSACTIONS —

- Carson Vinson was selected by the Ravens in the fifth round (141st overall) of the 2025 NFL Draft

— CAREER HIGHLIGHTS —

- Saw action in seven games as a rookie in 2025, contributing on offense and special teams…Helped pave the way for an offense that ranked No. 1 in the NFL in yards per rush (5.3), No. 2 in rushing yards per game (156.6) and No. 3 in rushing TDs (23)

— PERSONAL —

- Graduated with a degree in urban planning (Dec. 2024)
- Vinson, who has an older brother (Chandler), grew up outside of Raleigh, NC
- His mother, Tonya, who was an English teacher, died in November 2017 at age 46…Vinson plays every day in honor of his mother
- Vinson played multiple sports throughout childhood and wanted to be a quarterback when he started in football…He then hoped to play WR, but his size led the coaches to put him on the offensive and defensive lines

CARSON VINSON'S NFL REGULAR SEASON STATISTICS

DATE	TEAM	GP	GS
2025	Ravens	7	0
2026	Ravens	1	0
NFL TOTALS		**8**	**0**

CARSON VINSON'S 2026 GXG REGULAR-SEASON STATISTICS (RAVENS)

DATE	OPPONENT	P/S	W/L	SCORE
09/13	at Colts	P	W	41-23
2026 TOTALS		**1-0**	**1-0**	

72 ANDREW VORHEES

G

6-6 | 330

COLLEGE: USC

AGE: 27 HOMETOWN: KINGSBURG, CA

EXP. (NFL/RAVENS): 3/3 GP/GS (PLAYOFFS): 33/20 (2/0)

— KEY TRANSACTIONS —

- Placed on the Reserve/Non-Football Injury (NFI) list on 8/30/23
- Placed on the Non-Football Injury (NFI) list on 7/19/23
- Andrew Vorhees was selected by the Ravens in the seventh round (229th overall) of the 2023 NFL Draft…Baltimore traded a 2024 sixth-round pick to Cleveland in exchange for the pick (229) used to select Vorhees…Declared for the draft following six seasons at USC (2017-22)

— CAREER HIGHLIGHTS —

- Started all 17 games at LG in 2025, helping pave the way for an offense that ranked No. 1 in the NFL in yards per rush (5.3), No. 2 in rushing yards per game (156.6) and No. 3 in rushing TDs (23)…Baltimore's offense also ranked seventh in yards per play (5.8) and 11th in points per game (24.9)
- Appeared in 15 games (three starts) in 2024, blocking for an offense that ranked No. 1 in the NFL in yards per game (424.9), yards per play (6.8 – third-best single-season mark in NFL history) and red zone efficiency (74.2%) and No. 3 in points per game (30.5), while setting a franchise single-season record with 7,224 net yards…Baltimore's rushing attack also averaged an NFL-best 187.6 yards per game and 5.8 yards per carry (best figure in single-season NFL history)
- Spent his entire rookie season on the Ravens' Reserve/NFI (knee) list in 2023

— PERSONAL —

- Completed 38 bench press reps at the 2023 NFL Combine after suffering a torn ACL in a drill the day before, the most reps among any prospect at the Combine that week
- Received his bachelor's degree in business administration from USC in spring of 2019, and also completed his master's degree in communications management at USC
- Would complete 'food tours' with other USC offensive linemen and is known among his teammates for his appetite…Has more than 900 Los Angeles restaurants pinned on his Apple Maps for restaurants he enjoys
- Is deeply interested in U.S. history and has already visited local landmarks, such as Gettysburg, PA, and the National Mall in Washington, D.C.
- Participated in a USC football cook-off…Is an avid griller who has shown off his barbecue skills on Instagram
- Comes from a large Dutch family
- Was 'too big' to play football in second grade, so he turned to wrestling…Won youth state championships in wrestling and was a state qualifier his sophomore year of HS
- Andrew and his wife, Samantha, got married in March of 2018

ANDREW VORHEES' NFL REGULAR SEASON STATISTICS

DATE	TEAM	GP	GS
2023	Ravens	0	0
2024	Ravens	15	3
2025	Ravens	17	17
2026	Ravens	1	0
NFL TOTALS		**33**	**20**

ANDREW VORHEES' NFL POSTSEASON STATISTICS

DATE	TEAM	GP	GS
2023	Ravens	0	0
2024	Ravens	2	0
NFL TOTALS		**2**	**0**

ANDREW VORHEES' 2026 GXG REGULAR-SEASON STATISTICS (RAVENS)

DATE	OPPONENT	P/S	W/L	SCORE
09/13	at Colts	P	W	41-23
2026 TOTALS		**1-0**	**1-0**	

81 DEVONTEZ WALKER

WR

6-1 | 198

COLLEGE: NORTH CAROLINA

AGE: 25 HOMETOWN: CHARLOTTE, NC

EXP. (NFL/RAVENS): 3/3 GP/GS (PLAYOFFS): 21/3 (2/0)

— KEY TRANSACTIONS —

- Devontez Walker was selected by the Ravens in the fourth round (113th overall) of the 2024 NFL Draft...Was the first of two Ravens draft picks (CB T.J. Tampa, 130th) in the round

— CAREER HIGHLIGHTS —

- Appeared in 12 games (three starts) in 2025, where he tallied 136 yards and 3 TDs on 6 catches…Ranked first in the league (50%) in reception/TD ratio (min. 2 TDs)…Contributed to an offense that ranked seventh in yards per play (5.8) and 11th in points per game (24.9)
- Saw action in nine games as a rookie in 2024, recording 1 reception for 21 yards and 1 TD...Hauled in a 21-yard, toe-tapping TD grab on his first-career reception in the 35-14 win at NYG (12/15)

— PERSONAL —

- Ran a 4.36-second 40-yard dash at the 2024 NFL Combine, tied for the fifth-fastest time of the entire event
- Claims Ravens teammate CB Nate Wiggins was "probably the best player" he's ever played against in college
- Denied eligibility by the NCAA five times (due to NCAA rules that wouldn't give eligibility waivers to a double-transfer student) after transferring from North Carolina Central to Kent State and then to UNC…Worked on UNC's scout team to stay connected with the team, despite not being able to play for the start of the 2023 season…Was finally deemed eligible on 10/5/23 (also his mom's birthday) and appeared as a Tar Heel for the first time vs. Syracuse (10/7/23)
- Originally attended North Carolina Central, but transferred to Kent State when the Eagles' 2020 fall season was canceled due to the COVID-19 pandemic…Transferred to UNC in 2023 to be closer to his grandmother and family
- Tore his ACL the spring before graduating high school... Before enrolling in college, Walker worked at the local Bojangles to help pay his rehab bills for a year
- Served as the primary caretaker for his grandmother, Loretta Black, during high school after she had multiple hip and knee operations as well as severe scoliosis…His mother worked two jobs, so Walker helped administer his grandmother's medicine, cleaned, cooked and ran errands for her
- Has dreamed of playing in the NFL since the age of 4

DEVONTEZ WALKER'S NFL REGULAR SEASON RUSHING/RECEIVING STATISTICS

				RECEIVING					RUSHING				
DATE	TEAM	GP	GS	NO.	YDS.	AVG.	LG	TD	NO.	YDS.	AVG.	LG	TD
2024	Ravens	9	0	1	21	21.0	21t	1	0	0	0.0	0	0
2025	Ravens	12	3	6	136	22.7	38t	3	0	0	0.0	0	0
2026	Ravens	0	0	0	0	0.0	0	0	0	0	0.0	0	0
NFL TOTALS		**21**	**3**	**7**	**157**	**22.4**	**38T**	**4**	**0**	**0**	**0.0**	**0**	**0**

DEVONTEZ WALKER'S NFL POSTSEASON RUSHING/RECEIVING STATISTICS

				RECEIVING					RUSHING				
DATE	TEAM	GP	GS	NO.	YDS.	AVG.	LG	TD	NO.	YDS.	AVG.	LG	TD
2024	Ravens	2	0	0	0	0.0	0	0	0	0	0.0	0	0
NFL TOTALS		**2**	**0**	**0**	**0**	**0.0**	**0**	**0**	**0**	**0**	**0.0**	**0**	**0**

DEVONTEZ WALKER'S NFL REGULAR SEASON RETURN STATISTICS

		KICKOFF RETURNS					PUNT RETURNS					
DATE	TEAM	RET.	YDS.	AVG.	LG	TD	NO.	FC	YDS.	AVG.	LG	TD
2024	Ravens	0	0	0.0	0	0	0	0	0	0.0	0	0
2025	Ravens	0	0	0.0	0	0	0	0	0	0.0	0	0
2026	Ravens	0	0	0.0	0	0	0	0	0	0.0	0	0
NFL TOTALS		**0**	**0**	**0.0**	**0**	**0**	**0**	**0**	**0**	**0.0**	**0**	**0**

DEVONTEZ WALKER'S NFL POSTSEASON RETURN STATISTICS

		KICKOFF RETURNS					PUNT RETURNS					
DATE	TEAM	RET.	YDS.	AVG.	LG	TD	NO.	FC	YDS.	AVG.	LG	TD
2024	Ravens	0	0	0.0	0	0	0	0	0	0.0	0	0
NFL TOTALS		**0**	**0**	**0.0**	**0**	**0**	**0**	**0**	**0**	**0.0**	**0**	**0**

81 DEVONTEZ WALKER

DEVONTEZ WALKER'S SINGLE-GAME HIGHS: RECEIVING

Receptions	2 at Pittsburgh Steelers, Jan 04, 2026
	...1 more at 2.
Receiving Yards	46 at Pittsburgh Steelers, Jan 04, 2026
Longest Receptions	38t at Pittsburgh Steelers, Jan 04, 2026
Receiving TDs	2 vs. Cleveland Browns, Sep 14, 2025
All-Purpose Yards	46 at Pittsburgh Steelers, Jan 04, 2026
Most TDs	2 vs. Cleveland Browns, Sep 14, 2025
Scrimmage Yards	46 at Pittsburgh Steelers, Jan 04, 2026

DEVONTEZ WALKER'S 2026 GXG REGULAR-SEASON STATISTICS (RAVENS)

			RECEIVING					RUSHING						
DATE	OPPONENT	P/S	NO.	YDS.	AVG.	LG	TD	NO.	YDS.	AVG.	LG	TD	W/L	SCORE
09/13	at Colts		ON INACTIVE LIST										W	41-23
2026 TOTALS		**0-0**	**0**	**0**	**0.0**	**0**	**0**	**0**	**0**	**0.0**	**0**	**0**	**1-0**	

25 K'VON WALLACE

S | 5-11 | 205

COLLEGE: CLEMSON

AGE: 29 HOMETOWN: HIGHLAND SPRINGS, VA

EXP. (NFL/RAVENS): 6/1 GP/GS (PLAYOFFS): 71/19 (4/0)

— KEY TRANSACTIONS —

- Released by Baltimore on 8/30/26 and signed to the practice squad on 8/31/26
- Signed a one-year contract with the Ravens on 5/11/26
- Released from the Texans' practice squad on 1/26/26
- Activated from the practice squad (standard elevation) on 12/14/25 (vs. Ari.) and 12/27/25 (at LAC)
- Signed to the Houston Texans' practice squad on 11/13/25
- Released from the Vikings' practice squad on 10/28/25
- Signed to the Vikings' practice squad on 8/28/25
- Released by the Giants on 8/24/25
- Signed a one-year contract (through 2025) with the New York Giants on 7/22/25
- Signed a one-year contract (through 2024) with the Seattle Seahawks on 3/19/24
- Signed by the Tennessee Titans on 10/25/23
- Released by the Cardinals on 10/24/23
- Acquired by the Arizona Cardinals on 8/30/23
- Released by the Eagles on 8/29/23
- Selected by the Philadelphia Eagles in the fourth round (127th overall) of the 2020 NFL Draft

— CAREER HIGHLIGHTS —

- Played in three games for the Houston Texans in 2025, totaling 9 tackles (7 solo), including 2 TFL…Spent a portion of the season on the Minnesota Vikings' practice squad
- Saw action in nine games for the Seattle Seahawks in 2024, recording 10 tackles (7 solo) and 1 FF, while adding 5 ST tackles (2 solo)…Helped the Seahawks' defense hold opponents to just 304.8 yards allowed per game (No. 4 in NFL)
- Appeared in the first seven games (five starts) for the Cardinals in 2023 before being claimed off waivers by the Titans, where he saw action in 10 games (seven starts)
- Played in all 17 games (one start) for the Eagles in 2022, totaling 22 tackles (18 solo), including 1 TFL and 2 PD
- Saw action in 13 games (three starts) for Philadelphia in 2021, registering 14 tackles (11 solo) and 1 ST solo tackle
- Appeared in 15 games (three starts) as a rookie for Philadelphia in 2020, amassing 16 tackles (13 solo) and 1 FR with 5 ST tackles and 421 total snaps

— PERSONAL —

- Graduated from Clemson with a degree in communications
- Completed internships with the National Football League and Cisco
- Purchased a home in the offseason of 2022 for his mother, Roxanne Barnes

K'VON WALLACE'S NFL REGULAR SEASON DEFENSIVE STATISTICS

				TACKLES								INTERCEPTIONS					FUMBLES				ST					MISC	
DATE	TEAM	GP	GS	TK	S	A	TFL	YDS	SK	YDS	QBH	NO	YDS	LG	TD	PD	FF	FR	TD	YDS	TK	S	A	FF	FR	S	A
2020	Eagles	15	3	16	13	3	0	0	0.0	0.0	0	0	0	0	0	0	0	0	0	0	5	2	3	0	1	0	0
2021	Eagles	13	3	14	11	3	0	0	0.0	0.0	0	0	0	0	0	0	0	0	0	0	1	1	0	0	0	0	0
2022	Eagles	17	1	22	18	4	1	2	0.0	0.0	0	0	0	0	0	2	0	0	0	0	6	3	3	0	0	0	0
2023	Cardinals	7	5	43	26	17	1	2	0.0	0.0	0	1	2	2	0	4	0	0	0	0	0	0	0	0	0	0	0
								Went from **Arizona** to **Tennessee**.																			
2023	Titans	10	7	42	33	9	0	0	0.0	0.0	1	0	0	0	0	2	0	0	0	0	4	3	1	0	0	0	0
2023	TOTAL	17	12	85	59	26	1	2	0.0	0.0	1	1	2	2	0	6	0	0	0	0	4	3	1	0	0	0	0
2024	Seahawks	9	0	10	7	3	0	0	0.0	0.0	0	0	0	0	0	0	1	0	0	0	5	2	3	0	0	0	0
2025	Vikings	0	0	0	0	0	0	0	0.0	0.0	0	0	0	0	0	0	0	0	0	0	0	0	0	0	0	0	0
2026	Ravens	0	0	0	0	0	0	0	0.0	0.0	0	0	0	0	0	0	0	0	0	0	0	0	0	0	0	0	0
NFL TOTALS		**71**	**19**	**147**	**108**	**39**	**2**	**4**	**0.0**	**0.0**	**1**	**1**	**2**	**2**	**0**	**8**	**1**	**0**	**0**	**0**	**21**	**11**	**10**	**0**	**1**	**0**	**0**

K'VON WALLACE'S NFL POSTSEASON DEFENSIVE STATISTICS

				TACKLES								INTERCEPTIONS					FUMBLES				ST					MISC	
DATE	TEAM	GP	GS	TK	S	A	TFL	YDS	SK	YDS	QBH	NO	YDS	LG	TD	PD	FF	FR	TD	YDS	TK	S	A	FF	FR	S	A
2021	Eagles	1	0	0	0	0	0	0	0.0	0.0	0	0	0	0	0	0	0	0	0	0	0	0	0	0	0	0	0
2022	Eagles	3	0	0	0	0	0	0	0.0	0.0	1	0	0	0	0	1	0	0	0	0	4	4	0	0	0	0	0
2025	Texans	0	0	0	0	0	0	0	0.0	0.0	0	0	0	0	0	0	0	0	0	0	0	0	0	0	0	0	0
NFL TOTALS		**4**	**0**	**0**	**0**	**0**	**0**	**0**	**0.0**	**0.0**	**1**	**0**	**0**	**0**	**0**	**1**	**0**	**0**	**0**	**0**	**4**	**4**	**0**	**0**	**0**	**0**	**0**

25 K'VON WALLACE

K'VON WALLACE'S SINGLE-GAME HIGHS: DEFENSIVE

Total Tackles 11 at Houston Texans, Dec 31, 2023
Solo Tackles 8 vs. Dallas Cowboys, Jan 08, 2022
Passes Defensed 2 at Tennessee Titans, Dec 17, 2023
...1 more at 2.
Tackles For Loss 1 at Los Angeles Chargers, Dec 27, 2025
...2 more at 1.
Interceptions 1 vs. Cincinnati Bengals, Oct 08, 2023
Special Teams Tackles 2 vs. Buffalo Bills, Oct 27, 2024
...5 more at 2.
Special Teams Fumble Recoveries 1 vs. Los Angeles Rams, Sep 20, 2020

K'VON WALLACE'S 2026 GXG REGULAR-SEASON STATISTICS (RAVENS)

			TACKLES								INTERCEPTIONS					FUMBLES				ST					MISC			
DATE	OPPONENT	P/S	TK	S	A	SK	YDS	TFL	YDS	QBH	NO	YDS	LG	TD	PD	FF	FR	TD	YDS	TK	S	A	FF	FR	S	A	W/L	SCORE
09/13	at Colts		PRACTICE SQUAD																								W	41-23
2026 TOTALS			**0**	**0**	**0**	**0.0**	**0.0**	**0**	**0**	**0**	**0**	**0**	**0**	**0**	**0**	**0**	**0**	**0**	**0**	**0**	**0**	**0**	**0**	**0**	**0**	**0**	**1-0**	

35 JONATHAN WARD

RB

6-0 | 202

COLLEGE: CENTRAL MICHIGAN

AGE: 28 HOMETOWN: KANKAKEE, IL

EXP. (NFL/RAVENS): 6/2 GP/GS (PLAYOFFS): 47/0

— KEY TRANSACTIONS —

- Released by Baltimore on 8/30/26 and signed to the practice squad on 8/31/26
- Signed by the Ravens on 8/16/26
- Released from the Ravens' practice squad on 1/12/26
- Signed to the Baltimore practice squad on 12/2/25
- Released from the Patriots' practice squad on 11/25/25
- Released by the Patriots on 11/04/25 and signed to the practice squad on 11/11/25
- Signed to the Patriots' practice squad on 10/28/25
- Released by the Giants on 8/26/25
- Signed by the New York Giants on 8/4/25
- Released by the Steelers on 6/19/25
- Signed a Reserve/Future contract with Pittsburgh on 1/20/25
- Released by the Steelers on 12/4/24 and signed to the practice squad on 12/6/24
- Signed to the Steelers' active roster on 11/16/24
- Released by the Steelers on 11/9/24 and signed to the practice squad on 11/12/24
- Signed to the Steelers' active roster on 10/28/24
- Activated from the practice squad (standard elevation) on 10/6/24 (vs. Dal.), 10/13/24 (at LV) & 10/20/24 (vs. NYJ)
- Released by the Steelers on 8/27/24 and signed to the practice squad on 8/29/24
- Signed to a one-year deal with Pittsburgh on 5/21/24
- Signed to the Titans' active roster on 12/11/23
- Waived by Tennessee on 11/18/23 and signed to the practice squad on 11/21/23
- Signed to the Titans' active roster on 11/11/23
- Waived by the Titans on 9/20/23 and signed to the practice squad on 10/24/23
- Signed to the active roster on 12/29/22
- Signed to the Titans practice squad on 12/14/22
- Released by the Jets on 12/6/22
- Signed to the Jets practice squad on 11/29/22
- Released by Arizona on 11/22/22
- Signed a one-year contract with the Cardinals on 4/11/22
- Signed to the Cardinals active roster on 10/6/20
- Activated from the practice squad (standard elevation) on 9/27/20 (vs Det.) and 10/4/20 (at Car.)
- Waived by Arizona on 9/5/20 and signed to the practice squad on 9/6/20
- Originally signed by the Arizona Cardinals as an undrafted rookie free agent on 4/27/20

— CAREER HIGHLIGHTS —

- Split the 2025 season between Baltimore's and New England's practice squad
- Appeared in four games with the Steelers in 2024, recording 5 carries for 22 yards (4.4 avg.) and 2 ST tackles
- In 2022, appeared in eight games (three for Tennessee and five for Arizona), registering 5 rushes for 25 yards (5.0 avg), while adding 2 catches for 7 yards…Had 1 KOR for 25 yards and 2 ST tackles
- Played in 13 games for Arizona in 2021, recording 9 carries for 33 yards (3.7 avg.), while adding 3 receptions for 34 yards...Posted 6 ST tackles and his first-career FF
- Saw action in 14 games in 2020 and notched an 11-yard TD on his lone reception of the season at LAR (1/3/21)

— PERSONAL —

- Annually hosts the "Jonathan Ward Annual Skills Camp and Family Fun Day" in his hometown of Kankakee, IL
- Has a dog named Blaze

35 JONATHAN WARD

JONATHAN WARD'S NFL REGULAR SEASON RUSHING/RECEIVING STATISTICS

				RUSHING					RECEIVING				
DATE	TEAM	GP	GS	NO.	YDS.	AVG.	LG	TD	NO.	YDS.	AVG.	LG	TD
2020	Cardinals	14	0	0	0	0.0	0	0	1	11	11.0	11t	1
2021	Cardinals	13	0	9	33	3.7	7	0	3	34	11.3	23	0
2022	Cardinals	5	0	0	0	0.0	0	0	0	0	0.0	0	0
					Went from **Arizona** to **N.Y. Jets**.								
2022	Jets	0	0	0	0	0.0	0	0	0	0	0.0	0	0
					Went from **N.Y. Jets** to **Tennessee**.								
2022	Titans	3	0	5	25	5.0	12	0	2	7	3.5	4	0
2022	TOTAL	8	0	5	25	5.0	12	0	2	7	3.5	4	0
2023	Titans	8	0	3	11	3.7	8	0	0	0	0.0	0	0
2024	Steelers	4	0	5	22	4.4	7	0	0	0	0.0	0	0
2025	Patriots	0	0	0	0	0.0	0	0	0	0	0.0	0	0
					Went from **New England** to **Baltimore**.								
2025	Ravens	0	0	0	0	0.0	0	0	0	0	0.0	0	0
2025	TOTAL	0	0	0	0	0.0	0	0	0	0	0.0	0	0
2026	Ravens	0	0	0	0	0.0	0	0	0	0	0.0	0	0
NFL TOTALS		**47**	**0**	**22**	**91**	**4.1**	**12**	**0**	**6**	**52**	**8.7**	**23**	**1**

JONATHAN WARD'S NFL POSTSEASON RUSHING/RECEIVING STATISTICS

				RUSHING					RECEIVING				
DATE	TEAM	GP	GS	NO.	YDS.	AVG.	LG	TD	NO.	YDS.	AVG.	LG	TD
2021	Cardinals	0	0	0	0	0.0	0	0	0	0	0.0	0	0
2024	Steelers	0	0	0	0	0.0	0	0	0	0	0.0	0	0
NFL TOTALS		**0**	**0**	**0**	**0**	**0.0**	**0**	**0**	**0**	**0**	**0.0**	**0**	**0**

JONATHAN WARD'S NFL REGULAR SEASON RETURN STATISTICS

		KICKOFF RETURNS					PUNT RETURNS					
DATE	TEAM	RET.	YDS.	AVG.	LG	TD	NO.	FC	YDS.	AVG.	LG	TD
2020	Cardinals	0	0	0.0	0	0	0	0	0	0.0	0	0
2021	Cardinals	1	16	16.0	16	0	0	0	0	0.0	0	0
2022	Cardinals	0	0	0.0	0	0	0	0	0	0.0	0	0
					Went from **Arizona** to **N.Y. Jets**.							
2022	Jets	0	0	0.0	0	0	0	0	0	0.0	0	0
					Went from **N.Y. Jets** to **Tennessee**.							
2022	Titans	1	25	25.0	25	0	0	0	0	0.0	0	0
2022	TOTAL	1	25	25.0	25	0	0	0	0	0.0	0	0
2023	Titans	0	0	0.0	0	0	0	0	0	0.0	0	0
2024	Steelers	0	0	0.0	0	0	0	0	0	0.0	0	0
2025	Patriots	0	0	0.0	0	0	0	0	0	0.0	0	0
					Went from **New England** to **Baltimore**.							
2025	Ravens	0	0	0.0	0	0	0	0	0	0.0	0	0
2025	TOTAL	0	0	0.0	0	0	0	0	0	0.0	0	0
2026	Ravens	0	0	0.0	0	0	0	0	0	0.0	0	0
NFL TOTALS		**2**	**41**	**20.5**	**25**	**0**	**0**	**0**	**0**	**0.0**	**0**	**0**

JONATHAN WARD'S NFL POSTSEASON RETURN STATISTICS

		KICKOFF RETURNS					PUNT RETURNS					
DATE	TEAM	RET.	YDS.	AVG.	LG	TD	NO.	FC	YDS.	AVG.	LG	TD
2021	Cardinals	0	0	0.0	0	0	0	0	0	0.0	0	0
2024	Steelers	0	0	0.0	0	0	0	0	0	0.0	0	0
NFL TOTALS		**0**	**0**	**0.0**	**0**	**0**	**0**	**0**	**0**	**0.0**	**0**	**0**

JONATHAN WARD'S SINGLE-GAME HIGHS: RUSHING/RECEIVING

Rush Attempts	4 at Tennessee Titans, Dec 29, 2022
	...1 more at 4.
Rushing Yards	26 at Tennessee Titans, Dec 29, 2022
Longest Runs	12 at Tennessee Titans, Dec 29, 2022
Receptions	1 vs. Seattle Seahawks, Jan 09, 2022
	...3 more at 1.
Receiving Yards	23 at Dallas Cowboys, Jan 02, 2022
Longest Receptions	23 at Dallas Cowboys, Jan 02, 2022
Receiving TDs	1 at Los Angeles Rams, Jan 03, 2021
All-Purpose Yards	30 at Tennessee Titans, Dec 29, 2022
Kickoff Returns	1 vs. Indianapolis Colts, Dec 25, 2021
Kickoff Return Yards	16 vs. Indianapolis Colts, Dec 25, 2021
Longest Kickoff Return	16 vs. Indianapolis Colts, Dec 25, 2021
Special Teams Tackles	2 vs. Green Bay Packers, Oct 28, 2021
Most TDs	1 at Los Angeles Rams, Jan 03, 2021
Scrimmage Yards	30 at Tennessee Titans, Dec 29, 2022

35 JONATHAN WARD

JONATHAN WARD'S 2026 GXG REGULAR-SEASON STATISTICS (RAVENS)

			RUSHING					RECEIVING						
DATE	OPPONENT	P/S	NO.	YDS.	AVG.	LG	TD	NO.	YDS.	AVG.	LG	TD	W/L	SCORE
09/13	at Colts		PRACTICE SQUAD										W	41-23
2026 TOTALS		**0-0**	**0**	**0**	**0.0**	**0**	**0**	**0**	**0**	**0.0**	**0**	**0**	**1-0**	

96 BRODERICK WASHINGTON JR.

DL

6-2 | 315

COLLEGE: TEXAS TECH

AGE: 29 HOMETOWN: LONGVIEW, TX

EXP. (NFL/RAVENS): 7/7 GP/GS (PLAYOFFS): 74/22 (5/0)

— KEY TRANSACTIONS —

- Placed on Injured Reserve (ankle) on 9/27/25
- Signed a three-year contract extension with the Ravens on 8/9/23
- Was selected by the Ravens in the fifth round (170th overall) of the 2020 NFL Draft

— CAREER HIGHLIGHTS —

- Appeared in 15 games (five starts) for the Ravens in 2024, totaling 21 tackles (9 solo), including a career-high tying 2 sacks, 1 TFL, 2 PD and 1 FF…Helped Baltimore's defense rank No. 1 against the run (80.1 ypg), No. 2 in sacks (54) and No. 5 (tied) in yards per play allowed (5.2)
- Played in 16 games (five starts) with Baltimore in 2023, recording career-bests in sacks (2), TFL (3), QBHs (5) and his first-career FRs (2), also posting 18 tackles…Helped the Ravens' defense become the first unit in NFL history to lead the league in scoring (16.5), sacks (60) and takeaways (31)
- Started nine of 17 games in 2022, registering a career-high 49 tackles (25 solo), while adding 2 TFL, 1 sack, 4 QBHs and 6 PD…Helped Baltimore's defense rank in the Top 5 in four categories: No. 3 in points allowed per game (18.5), No. 3 in defensive red zone TD% (46.4), No. 3 in rushing yards per game (92.1) and No. 4 in third-down efficiency (34.9%)
- In 2021, played in 14 games (two starts), registering 16 tackles, 2 TFL, his first-career sack and 3 QBHs…Helped Baltimore rank No. 1 in run defense (84.5 ypg)
- Appeared in eight games as a rookie in 2020, notching 2 tackles…Helped Baltimore's defense rank No. 2 in both points allowed (18.9) and third-down efficiency (34.0%)
- Made his NFL debut and recorded his first-career tackle in the season-opening win vs. Cle. (9/13/20)

— PERSONAL —

- Is one of seven siblings
- Wants to be a football coach when his playing career ends and model his coaching style after his HS coach, John King
- Majored in human sciences

BRODERICK WASHINGTON JR.'S NFL REGULAR SEASON DEFENSIVE STATISTICS

				TACKLES								INTERCEPTIONS					FUMBLES				ST					MISC	
DATE	TEAM	GP	GS	TK	S	A	TFL	YDS	SK	YDS	QBH	NO	YDS	LG	TD	PD	FF	FR	TD	YDS	TK	S	A	FF	FR	S	A
2020	Ravens	8	0	2	0	2	0	0	0.0	0.0	0	0	0	0	0	0	0	0	0	0	0	0	0	0	0	0	0
2021	Ravens	14	2	16	8	8	2	10	1.0	10.0	3	0	0	0	0	0	0	0	0	0	0	0	0	0	0	0	0
2022	Ravens	17	9	49	25	24	2	8	1.0	8.0	4	0	0	0	0	6	0	0	0	0	0	0	0	0	0	0	0
2023	Ravens	16	5	18	10	8	3	16	2.0	15.0	5	0	0	0	0	0	0	2	0	0	0	0	0	0	0	0	0
2024	Ravens	15	5	21	9	12	1	10	2.0	10.0	2	0	0	0	0	2	1	0	0	0	0	0	0	0	0	0	0
2025	Ravens	3	1	4	1	3	0	0	0.0	0.0	0	0	0	0	0	1	0	0	0	0	0	0	0	0	0	0	0
2026	Ravens	1	0	1	1	0	0	0	0.0	0.0	0	0	0	0	0	1	0	0	0	0	0	0	0	0	0	0	0
NFL TOTALS		**74**	**22**	**111**	**54**	**57**	**8**	**44**	**6.0**	**43.0**	**14**	**0**	**0**	**0**	**0**	**10**	**1**	**2**	**0**	**0**	**0**	**0**	**0**	**0**	**0**	**0**	**0**

BRODERICK WASHINGTON JR.'S NFL POSTSEASON DEFENSIVE STATISTICS

				TACKLES								INTERCEPTIONS					FUMBLES				ST					MISC	
DATE	TEAM	GP	GS	TK	S	A	TFL	YDS	SK	YDS	QBH	NO	YDS	LG	TD	PD	FF	FR	TD	YDS	TK	S	A	FF	FR	S	A
2020	Ravens	0	0	0	0	0	0	0	0.0	0.0	0	0	0	0	0	0	0	0	0	0	0	0	0	0	0	0	0
2022	Ravens	1	0	3	1	2	0	0	0.5	1.0	1	0	0	0	0	0	0	0	0	0	0	0	0	0	0	0	0
2023	Ravens	2	0	3	1	2	0	0	0.0	0.0	1	0	0	0	0	0	0	0	0	0	0	0	0	0	0	0	0
2024	Ravens	2	0	3	2	1	0	0	0.0	0.0	0	0	0	0	0	0	0	0	0	0	0	0	0	0	0	0	0
NFL TOTALS		**5**	**0**	**9**	**4**	**5**	**0**	**0**	**0.5**	**1.0**	**2**	**0**	**0**	**0**	**0**	**0**	**0**	**0**	**0**	**0**	**0**	**0**	**0**	**0**	**0**	**0**	**0**

BRODERICK WASHINGTON JR.'S SINGLE-GAME HIGHS: DEFENSIVE

Total Tackles 6 vs. Denver Broncos, Nov 03, 2024

Solo Tackles 3 vs. Philadelphia Eagles, Dec 01, 2024
...4 more at 3.

Sacks 1.0 at Pittsburgh Steelers, Nov 17, 2024
...4 more at 1.0.

Passes Defensed 2 at Tampa Bay Buccaneers, Oct 27, 2022

Forced Fumbles 1 vs. Philadelphia Eagles, Dec 01, 2024

Fumble Recoveries 1 vs. Pittsburgh Steelers, Jan 06, 2024
...1 more at 1.

Tackles For Loss 1 at Pittsburgh Steelers, Nov 17, 2024
...7 more at 1.

BRODERICK WASHINGTON JR.'S SINGLE-GAME HIGHS - POSTSEASON: DEFENSIVE

Total Tackles 3 at Cincinnati Bengals, Jan 15, 2023

Solo Tackles 1 at Buffalo Bills, Jan 19, 2025
...3 more at 1.

96 BRODERICK WASHINGTON JR.

BRODERICK WASHINGTON JR.'S 2026 GXG REGULAR-SEASON STATISTICS (RAVENS)

			TACKLES								INTERCEPTIONS					FUMBLES				ST					MISC			
DATE	OPPONENT	P/S	TK	S	A	SK	YDS	TFL	YDS	QBH	NO	YDS	LG	TD	PD	FF	FR	TD	YDS	TK	S	A	FF	FR	S	A	W/L	SCORE
09/13	at Colts	P	1	1	0	0.0	0.0	0	0	0	0	0	0	0	1	0	0	0	0	0	0	0	0	0	0	0	W	41-23
2026 TOTALS		**1-0**	**1**	**1**	**0**	**0.0**	**0.0**	**0**	**0**	**0**	**0**	**0**	**0**	**0**	**1**	**0**	**0**	**0**	**0**	**0**	**0**	**0**	**0**	**0**	**0**	**0**	**1-0**	

34 LARDARIUS WEBB JR.

CB

5-9 | 177

COLLEGE: WAKE FOREST

AGE: 23 HOMETOWN: OPELIKA, AL

EXP. (NFL/RAVENS): ROOKIE GP/GS (PLAYOFFS): 0/0

— KEY TRANSACTIONS —

- Signed to the practice squad on 9/14/26
- Released from the practice squad on 9/13/26
- Signed to the practice squad on 9/3/26
- Waived on 8/30/26
- Signed with the Ravens as an undrafted rookie free agent on 4/30/26

— COLLEGE —

- Appeared in 50 games across a five-year career at Wake Forest (2025), South Alabama (2024), Oklahoma State (2023) and Jones College (2021-22)…Totaled 134 tackles (72 solo), including 11 TFL and 1 sack, 11 INTs and 25 PD
- Saw action in all 13 games for Wake Forest in 2025, totaling 36 tackles (10 solo), including 2 TFL, 1 sack and 7 PD…Allowed just 1 TD on 50 targets…Ranked as the No. 12 CB in the ACC by *PFF*…Assisted the defense in ranking No. 5 in pass defense and No. 3 in pass scoring defense in the ACC…Allowed fewer than 10 receiving yards seven times…Notched 3 solo tackles, including 1 sack, at Florida State (11/1)…Recorded a season-high 7 tackles (4 solo) vs. Western Carolina (9/6)
- Played in 13 games (12 starts) at South Alabama, registering 41 tackles (27 solo), including 2 TFL, 2 INTs and 3 PD…Grabbed a season-high 6 tackles (4 solo) at Southern Mississippi (11/23)…Notched 4 solo tackles and 1 INT for 72 yards
- Appeared in four games in 2023 at Oklahoma State before redshirting
- Saw action in 10 games for the Jones College Bobcats in 2022, finishing with 28 tackles (15 solo), including 4 TFL, 6 INT and 6 PD…Tied for the lead nationally in INTs (6) for the 2022 season…Added 51 PR yards on 8 attempts…Collected 5 tackles (1 solo) and 1 INT at Northwest (11/5)…Recorded 3 tackles (2 solo) and a 50-yard INT return vs. Hinds (9/29)
- Played in 10 games (six starts) as a freshman at Jones College, totaling 29 tackles (20 solo), including 3 TFL, 3 INT and 9 PD…Ranked No. 12 in the NJCAA in PD (9), while adding 205 yards on 17 PRs…Collected a career-best 6 tackles (4 solo), including 2 TFL, and 3 PD vs. Northwest (9/9)…Notched 2 PR for 81 yards vs. Northeast (9/2), scoring a 62-yard PR-TD…Earned first-team All-MACCC

— HIGH SCHOOL/PERSONAL —

- Played his senior season at Jackson Academy (Jackson, MS)…Recorded 58 tackles, including 5 TFL, and 9 PD during his senior year…Ranked No. 25 in Mississippi by *247Sports* and No.2 in the MAIS…Earned *Clarion Ledger* second-team All-State honors as a DB…Registered 2 INTs, including the game-winning 72-yard INT in the MAIS All-Star Game
- Transferred from Beauregard HS, where he totaled 51 tackles and 3 INTs during his junior season
- Placed first in the MAIS 5A Overall category in the 4x100 and 200-meter events in track
- Father, Lardarius Sr., was a 2009 third-round selection by the Baltimore Ravens and played in 127 games (86 starts) over nine NFL seasons, including as a member of the 2012 Super Bowl XLVII team
- Nicknamed "Lil Webb"

LARDARIUS WEBB JR.'S NFL REGULAR SEASON DEFENSIVE STATISTICS

				TACKLES								INTERCEPTIONS					FUMBLES				ST					MISC	
DATE	TEAM	GP	GS	TK	S	A	TFL	YDS	SK	YDS	QBH	NO	YDS	LG	TD	PD	FF	FR	TD	YDS	TK	S	A	FF	FR	S	A
2026	Ravens	0	0	0	0	0	0	0	0.0	0.0	0	0	0	0	0	0	0	0	0	0	0	0	0	0	0	0	0
NFL TOTALS		**0**	**0**	**0**	**0**	**0**	**0**	**0**	**0.0**	**0.0**	**0**	**0**	**0**	**0**	**0**	**0**	**0**	**0**	**0**	**0**	**0**	**0**	**0**	**0**	**0**	**0**	**0**

LARDARIUS WEBB JR.'S 2026 GXG REGULAR-SEASON STATISTICS (RAVENS)

			TACKLES								INTERCEPTIONS					FUMBLES				ST					MISC			
DATE	OPPONENT	P/S	TK	S	A	SK	YDS	TFL	YDS	QBH	NO	YDS	LG	TD	PD	FF	FR	TD	YDS	TK	S	A	FF	FR	S	A	W/L	SCORE
09/13	at Colts		PRACTICE SQUAD																								W	41-23
2026 TOTALS			**0**	**0**	**0**	**0.0**	**0.0**	**0**	**0**	**0**	**0**	**0**	**0**	**0**	**0**	**0**	**0**	**0**	**0**	**0**	**0**	**0**	**0**	**0**	**0**	**0**	**1-0**	

10 LAJOHNTAY WESTER

WR

5-9 | 180

COLLEGE: COLORADO

AGE: 24 HOMETOWN: PALMETTO, FL

EXP. (NFL/RAVENS): 2/2 GP/GS (PLAYOFFS): 18/0

— KEY TRANSACTIONS —

- LaJohntay Wester was selected by the Ravens in the sixth round (203rd overall) of the 2025 NFL Draft...Was the third of five Ravens draft picks

— CAREER HIGHLIGHTS —

- Saw action in 17 games as a kickoff/punt returner in his 2025 rookie season, notching 10 KORs for 246 yards (24.6 avg.) and 16 PRs for 198 yards (12.4 avg.)

— PERSONAL —

- Played three sports (football, basketball, track & field) at Palmetto (FL) HS
- Raised by mother, Laquita, and father, John, and is the middle child of three boys (younger brother, Jaylen, and older brother, John Jr.)
- Father, John, also played CB and introduced his sons to football
- Played football with both of his brothers at Palmetto High School and later in college at Florida Atlantic, with his younger brother, Jaylen, transferring to Colorado with him ahead of his final season in 2024
- Attended FAU to follow his brother, John Jr., where he played under Ravens assistant head coach/running backs coach Willie Taggart, who was the head coach of the Owls from 2020-22

— 2026 SEASON HIGHLIGHTS —

- Registered 2 receptions for 15 yards in the season-opening win at Ind. (9/13), including his first-career catch (6 yards) in the second quarter…Contributed 3 PRs for 30 yards (10.0 avg.) and 2 FCs on ST

LAJOHNTAY WESTER'S NFL REGULAR SEASON RUSHING/RECEIVING STATISTICS

				RECEIVING					RUSHING				
DATE	TEAM	GP	GS	NO.	YDS.	AVG.	LG	TD	NO.	YDS.	AVG.	LG	TD
2025	Ravens	17	0	0	0	0.0	0	0	0	0	0.0	0	0
2026	Ravens	1	0	2	15	7.5	9	0	0	0	0.0	0	0
NFL TOTALS		**18**	**0**	**2**	**15**	**7.5**	**9**	**0**	**0**	**0**	**0.0**	**0**	**0**

LAJOHNTAY WESTER'S NFL REGULAR SEASON RETURN STATISTICS

		KICKOFF RETURNS					PUNT RETURNS					
DATE	TEAM	RET.	YDS.	AVG.	LG	TD	NO.	FC	YDS.	AVG.	LG	TD
2025	Ravens	10	246	24.6	32	0	16	8	198	12.4	35	0
2026	Ravens	1	30	30.0	30	0	3	2	30	10.0	13	0
NFL TOTALS		**11**	**276**	**25.1**	**32**	**0**	**19**	**10**	**228**	**12.0**	**35**	**0**

LAJOHNTAY WESTER'S SINGLE-GAME HIGHS: RUSHING/RECEIVING

Receptions	2 at Indianapolis Colts, Sep 13, 2026
Receiving Yards	15 at Indianapolis Colts, Sep 13, 2026
Longest Receptions	9 at Indianapolis Colts, Sep 13, 2026
All-Purpose Yards	98 at Minnesota Vikings, Nov 09, 2025
Kickoff Returns	4 at Green Bay Packers, Dec 27, 2025
Kickoff Return Yards	96 at Green Bay Packers, Dec 27, 2025
Longest Kickoff Return	32 at Cleveland Browns, Nov 16, 2025
Fair Catches	2 at Indianapolis Colts, Sep 13, 2026 ...1 more at 2.
Punt Return Yards	35 vs. Los Angeles Rams, Oct 12, 2025
Longest Punt Return	35 vs. Los Angeles Rams, Oct 12, 2025
Punt Returns	3 at Indianapolis Colts, Sep 13, 2026 ...3 more at 3.
Punt Return Average	10.3 vs. Detroit Lions, Sep 22, 2025
Kickoff Return Average	26.3 at Minnesota Vikings, Nov 09, 2025
Scrimmage Yards	15 at Indianapolis Colts, Sep 13, 2026

LAJOHNTAY WESTER'S 2026 GXG REGULAR-SEASON STATISTICS (RAVENS)

			RECEIVING					RUSHING						
DATE	OPPONENT	P/S	NO.	YDS.	AVG.	LG	TD	NO.	YDS.	AVG.	LG	TD	W/L	SCORE
09/13	at Colts	P	2	15	7.5	9	0	0	0	0.0	0	0	W	41-23
2026 TOTALS		**1-0**	**2**	**15**	**7.5**	**9**	**0**	**0**	**0**	**0.0**	**0**	**0**	**1-0**	

2 NATE WIGGINS

CB

6-1 | 182

COLLEGE: CLEMSON

AGE: 23 HOMETOWN: ATLANTA, GA

EXP. (NFL/RAVENS): 3/3 GP/GS (PLAYOFFS): 33/24 (2/2)

— KEY TRANSACTIONS —

- Nate Wiggins was selected by the Ravens in the first round (30th overall) of the 2024 NFL Draft

— HONORS —

- NFLPA Community MVP (Week 5, 2024)

— CAREER HIGHLIGHTS —

- Started all 17 games in 2025, logging 76 tackles (57 solo), 3 INTs, 2 TFL and a team-high 14 PD (all career highs)…Helped Baltimore's defense rank No. 5 in goal-to-go defense (64.7%) and No. 6 in red zone TD efficiency (50.8%)
- Played in 15 games (six starts) as a rookie in 2024, tallying 32 tackles (24 solo), 1 INT (pick-6), 13 PD, 1 FF and 1 ST tackle…Helped Baltimore's defense rank No. 1 against the run (80.1 ypg), No. 2 in sacks (54) and No. 5 (tied) in yards per play allowed (5.2)
- Posted his first-career INT (a 26-yard TD return) in the 35-10 win vs. Cle. (1/4), joining S Dawan Landry (2006), CB Ronnie Prude (2006) an S Chad Williams (2002) as only Ravens rookies with a pick-6 and becoming the youngest player (21 years old) in franchise history to record an INT-TD
- Registered 6 tackles (all solo) and 2 PD in the 30-23 win at LAC (11/25), becoming the first Ravens rookie to record at least 10 PD in a season since Marlon Humphrey (2017)
- Notched 2 solo tackles and his first-career 1 FF – recovered by S Marcus Williams – in the win 28-25 at Dal. (9/22)…Became the youngest DB (21 years, 24 days) in franchise history to force a fumble

— PERSONAL —

- Started the Wiggs Worldwide Foundation to improve the lives of underprivileged youth in his hometown of Atlanta, GA…The organization focuses on building a better future through mentorship…Other community involvement includes participation in Clemson head coach Dabo Swinney's Dabo's All in Team Foundation and the Clemson Food Drive
- As a child, wanted to be like QB Cam Newton...When being a cornerback came into focus, began modeling his cam after CB Richard Sherman
- Found his love of sports as a 4-year-old at Pittman Park in Atlanta, GA
- Was a multi-sport standout athlete in his youth, participating in football, baseball, basketball and track & field
- Credits his mother, Tamika, as a motivating factor in his journey to the NFL…Tamika attended every game, practice and meeting that she could during her son's youth
- Majored in sociology with a focus on business at Clemson

— 2026 SEASON HIGHLIGHTS —

- Tallied 4 tackles (3 solo) in the 41-23 victory at Ind. (9/13), helping limit the Colts to 251 net yards (149 passing)

NATE WIGGINS' NFL REGULAR SEASON DEFENSIVE STATISTICS

				TACKLES								INTERCEPTIONS					FUMBLES				ST					MISC	
DATE	TEAM	GP	GS	TK	S	A	TFL	YDS	SK	YDS	QBH	NO	YDS	LG	TD	PD	FF	FR	TD	YDS	TK	S	A	FF	FR	S	A
2024	Ravens	15	6	32	24	8	0	0	0.0	0.0	0	1	26	26t	1	13	1	0	0	0	1	1	0	0	0	0	0
2025	Ravens	17	17	76	57	19	2	2	0.0	0.0	0	3	84	61	0	14	0	0	0	0	0	0	0	0	0	0	0
2026	Ravens	1	1	4	3	1	0	0	0.0	0.0	0	0	0	0	0	1	0	0	0	0	0	0	0	0	0	0	0
NFL TOTALS		**33**	**24**	**112**	**84**	**28**	**2**	**2**	**0.0**	**0.0**	**0**	**4**	**110**	**61**	**1**	**28**	**1**	**0**	**0**	**0**	**1**	**1**	**0**	**0**	**0**	**0**	**0**

NATE WIGGINS' NFL POSTSEASON DEFENSIVE STATISTICS

				TACKLES								INTERCEPTIONS					FUMBLES				ST					MISC	
DATE	TEAM	GP	GS	TK	S	A	TFL	YDS	SK	YDS	QBH	NO	YDS	LG	TD	PD	FF	FR	TD	YDS	TK	S	A	FF	FR	S	A
2024	Ravens	2	2	6	4	2	0	0	0.0	0.0	1	0	0	0	0	0	0	0	0	0	0	0	0	0	0	0	0
NFL TOTALS		**2**	**2**	**6**	**4**	**2**	**0**	**0**	**0.0**	**0.0**	**1**	**0**	**0**	**0**	**0**	**0**	**0**	**0**	**0**	**0**	**0**	**0**	**0**	**0**	**0**	**0**	**0**

NATE WIGGINS' SINGLE-GAME HIGHS: DEFENSIVE

Total Tackles	8 at Cincinnati Bengals, Dec 14, 2025
Solo Tackles	7 at Green Bay Packers, Dec 27, 2025
Passes Defensed	3 vs. Cleveland Browns, Sep 14, 2025
Tackles For Loss	1 vs. Chicago Bears, Oct 26, 2025 ...1 more at 1.
Interceptions	1 at Cleveland Browns, Nov 16, 2025 ...3 more at 1.
Interception Return Yards	61 vs. Cleveland Browns, Sep 14, 2025
Special Teams Tackles	1 at Cincinnati Bengals, Oct 06, 2024

2 NATE WIGGINS

NATE WIGGINS' SINGLE-GAME HIGHS - POSTSEASON: DEFENSIVE

Total Tackles 4 at Buffalo Bills, Jan 19, 2025

Solo Tackles 3 at Buffalo Bills, Jan 19, 2025

NATE WIGGINS' 2026 GXG REGULAR-SEASON STATISTICS (RAVENS)

			TACKLES								INTERCEPTIONS					FUMBLES				ST					MISC			
DATE	OPPONENT	P/S	TK	S	A	SK	YDS	TFL	YDS	QBH	NO	YDS	LG	TD	PD	FF	FR	TD	YDS	TK	S	A	FF	FR	S	A	W/L	SCORE
09/13	at Colts	S	4	3	1	0.0	0.0	0	0	0	0	0	0	0	1	0	0	0	0	0	0	0	0	0	0	0	W	41-23
2026 TOTALS		**1-1**	**4**	**3**	**1**	**0.0**	**0.0**	**0**	**0**	**0**	**0**	**0**	**0**	**0**	**1**	**0**	**0**	**0**	**0**	**0**	**0**	**0**	**0**	**0**	**0**	**0**	**1-0**	

9 ZION YOUNG

OLB

6-5 | 267

COLLEGE: MISSOURI

AGE: 22 HOMETOWN: ATLANTA, GA

EXP. (NFL/RAVENS): ROOKIE GP/GS (PLAYOFFS): 1/0

— KEY TRANSACTIONS —

- Zion Young was selected by the Ravens in the second round (45th overall) of the 2026 NFL Draft

— COLLEGE HONORS —

- Senior Bowl Defensive Player of the Game (2026)
- First-team All-SEC by media (2025)
- Second-team All-SEC by coaches (2025)
- Team captain (2025)
- SEC Academic Honor Roll (2024)
- Academic All-Big Ten (2023)

— COLLEGE HIGHLIGHTS —

- In two seasons (2024-25) at Missouri, recorded 84 total tackles – including 22 TFL and 9 sacks (-75 yards) – 3 FFs, 1 FR and 5 PD in 26 games
- As a captain, led Mizzou with a team-high 6.5 sacks and 16.5 TFL in 2025, earning first-team All-SEC honors…His 17 QBHs ranked fourth in the nation and No. 1 in the SEC, helping Missouri produce the nation's No. 8 overall defense (277.3 ypg allowed)
- Also earned SEC Defensive Lineman of the Week honors twice during his final season with the Tigers
- Prior to Missouri, played in 20 games (11 starts) over two seasons (2022-23) at Michigan State, finishing with 48 tackles, 6.5 TFL and 2.5 sacks

— PERSONAL —

- Graduated with a degree in general studies from Missouri
- Is the youngest of 11 children (four brothers and six sisters)
- Father (Frank), who served in the military, introduced Zion to football in elementary school and coached him throughout youth leagues
- Older sister, Diamond, won a shot-put state championship in high school and competed on the track team at Georgia Southern (2016-18)
- Attended Westlake (Atlanta) HS, a program that has produced multiple NFL first-round picks, including Ravens CB Nate Wiggins and Falcons CB A.J. Terrell…Has known Wiggins since they were 9 years old, playing both youth and high school football together

— NOTE THE QUOTE —

"Zion is a rugged, tough, physical player. I think he's just scratching the surface of what he can be as a player. I think there's a ton of upside there. I love his play style. He plays extremely hard and plays extremely physical. He's very powerful in the run game, meaning, when he strikes blocks, they go the other way. When people pull on him, and he strikes him, it's a train wreck."

— Head Coach Jesse Minter

— 2026 SEASON HIGHLIGHTS —

- Made his NFL debut in the 41-23 victory at Ind. (9/13)

ZION YOUNG'S NFL REGULAR SEASON DEFENSIVE STATISTICS

				TACKLES								INTERCEPTIONS					FUMBLES				ST					MISC	
DATE	TEAM	GP	GS	TK	S	A	TFL	YDS	SK	YDS	QBH	NO	YDS	LG	TD	PD	FF	FR	TD	YDS	TK	S	A	FF	FR	S	A
2026	Ravens	1	0	0	0	0	0	0	0.0	0.0	0	0	0	0	0	0	0	0	0	0	0	0	0	0	0	0	0
NFL TOTALS		**1**	**0**	**0**	**0**	**0**	**0**	**0**	**0.0**	**0.0**	**0**	**0**	**0**	**0**	**0**	**0**	**0**	**0**	**0**	**0**	**0**	**0**	**0**	**0**	**0**	**0**	**0**

ZION YOUNG'S 2026 GXG REGULAR-SEASON STATISTICS (RAVENS)

			TACKLES								INTERCEPTIONS					FUMBLES				ST					MISC			
DATE	OPPONENT	P/S	TK	S	A	SK	YDS	TFL	YDS	QBH	NO	YDS	LG	TD	PD	FF	FR	TD	YDS	TK	S	A	FF	FR	S	A	W/L	SCORE
09/13	at Colts	P	0	0	0	0.0	0.0	0	0	0	0	0	0	0	0	0	0	0	0	0	0	0	0	0	0	0	W	41-23
2026 TOTALS		**1-0**	**0**	**0**	**0**	**0.0**	**0.0**	**0**	**0**	**0**	**0**	**0**	**0**	**0**	**0**	**0**	**0**	**0**	**0**	**0**	**0**	**0**	**0**	**0**	**0**	**0**	**1-0**	