

SAINTS '95



RECORD & FACT BOOK



SAINTS 1995 REGULAR SEASON SCHEDULE

Date	Opponent	New Orleans Kickoff Time
SEPT. 3	SAN FRANCISCO 49ERS (FOX)#	12 NOON
Sept. 10	at St. Louis Rams (FOX)	12 Noon
SEPT. 17	ATLANTA FALCONS (FOX)#	12 NOON
Sept. 24	at New York Giants (FOX)	12 Noon
OCT. 1	PHILADELPHIA EAGLES (FOX)#	12 NOON
Oct. 8	OPEN	
OCT. 15	MIAMI DOLPHINS (NBC)#	3 P.M.
Oct. 22	at Carolina Panthers (FOX)	12 Noon
Oct. 29	at San Francisco 49ers (FOX)	3 p.m.
NOV. 5	ST. LOUIS RAMS (FOX)#	12 NOON
NOV. 12	INDIANAPOLIS COLTS (NBC)#	12 NOON
Nov. 19	at Minnesota Vikings (FOX)	3 p.m.
NOV. 26 (NIGHT)	CAROLINA PANTHERS (ESPN)#	7 P.M.
Dec. 3	at New England Patriots (FOX)	12 Noon
Dec. 10	at Atlanta Falcons (FOX)	12 Noon
DEC. 16 (SAT.)	GREEN BAY PACKERS (FOX)#	3 P.M.
Dec. 24	at New York Jets (FOX)	12 Noon

#Home games, preseason and regular season, are televised locally only if sold out 72 hours prior to kickoff. Preseason home games will air on a tape-delayed basis the following day on WWL-TV (4) if not sold out 72 hours in advance. All games will be aired on WWL-Radio (870 AM).



ON THE COVER

A combination of Saints gameday and Mardi Gras is the focus of the cover art on the 1995 Saints media guide.

Described by one author as "a buffet of color, composition, detail and dimension," the presentation is the work of artist Thomas "Tuna" Seither.

A native New Orleanian, Seither has also completed commissions by Miami Dolphins quarterback Dan Marino, Chicago Bears linebacker Mike Singletary, and the NFL Players Association.

CONTENTS

ALL-TIME ROSTER	164-169	Prime Time Games	163
BIOGRAPHIES		Saints Individual	192-206
Administration	26-31	Saints Team	207-219
Coaching Staff	11-18	Series Records	139-147
Draft Choices, 1995	100-104	Two-Team Records	220-221
Executives	8-10	RESULTS	
Football Operations	23-26	All-Time	148-152
Head Coach	6-7	Preseason	153-154
Other Saints, 1995	110-114	Pro Bowl	138
Owner	4-5	Super Bowl	157
Player Personnel	18-22	1994 Postseason	222
Saints Bench	32	REVIEW OF 1994	115-122
Veteran Players	33-99	ROAD HOTELS	186
DEPTH CHART	106	ROSTERS	
DIRECTORY	2	First-Year	109
DRAFT HISTORY	158-163	Numerical	109
DRAFT TRIVIA	66	Veterans	108
FLEUR DE LIS	28	SCHEDULES	
HISTORY	128-138	1995 Postseason	60
HOW SAINTS ARE BUILT	105	NFL Preseason	224
IMPORTANT DATES, 1995	3	NFL Regular Season	225-227
LAST TIME	99	Saints Schedule	1FC
LONGEST PLAYS, 1994	114	STANDINGS, ALL-TIME	155-157
MEDIA INFORMATION	232	STATISTICS	
NFL STANDINGS, 1994	222	1994 Game-by-Game	126-127
PRO BOWL SAINTS	189	1994 Individual	124-125
PRONUNCIATION GUIDE	47	1994 Rankings	123
RADIO NETWORK	231	1994 Team	124
RECORDS		Yearly Rankings	123
Attendance	190-191	SUPERDOME FACTS	45
Big Days	182-186	TICKET INFORMATION	230
Consecutive Records	187-189	TIE BREAKERS	223
Head Coaches	147	TRAINING CAMP	228
Leaders, All-Time	178-181	History	53
Leaders by Years	170-177	UNIFORM CHANGES	181
Overtime	221	WHAT TO LOOK FOR IN 1995	229

SAINTS 1995 PRESEASON SCHEDULE

Date	Opponent	New Orleans Kickoff Time
Aug. 5 (Sat.)	vs. Green Bay Packers (WWL-TV) at Madison, Wisconsin	12 Noon
Aug. 11 (Fri.)	at New York Giants (WWL-TV)	7 p.m.
AUG. 20 (SUN.)	SEATTLE SEAHAWKS (WWL-TV)#	12 NOON
AUG. 25 (FRI.)	DETROIT LIONS (WWL-TV)#	7 P.M.

#Home games, preseason and regular season, are televised locally only if sold out 72 hours prior to kickoff. Preseason home games will air on a tape-delayed basis the following day on WWL-TV (4) if not sold out 72 hours in advance. All games will be aired on WWL-Radio (870 AM).



SAINTS DIRECTORY

OWNER	Tom Benson
ADMINISTRATION	
Executive Vice-President	Jim Miller
Administrative Coordinator	Austin Dejan
Vice-President of Marketing	Greg Suit
Director of Corporate Sales	Bill Ferrante
Marketing Assistant	Sylvia Alfortish
Club Level Manager/Marketing Assistant	Jerrold Philipps
Treasurer	Bruce Broussard
Comptroller	Charleen Sharpe
Data Processing Manager	Jay Romig
Director of Media Relations	Rusty Kasmiersky
Assistant Director of Media Relations	Neal Gulkis
Director of Travel/Entertainment/Special Projects	Barra L. Bircher
Director of Community Relations	Chanel Lagarde
Director of Ticket Sales	Sandy King
Ticket Sales Manager	Greg Seeling
Ticket Office Supervisor	Judy Chavis
Facilities Manager	Luke Jenkins
Grounds Superintendent	Lester Vallet, Jr.

FOOTBALL OPERATIONS	
Vice-President of Football Operations	Bill Kuharich
Director of Pro Personnel	Chet Franklin
Director of College Scouting	Bruce Lemmerman
Personnel Scout	Hamp Cook
Personnel Scout	Hokie Gajan
Personnel Scout	Tom Marino
Personnel Scout	Carmen Piccone
Administrative Assistant to Football Operations	Sheila Palmisano
Administrative Assistant	Steve Sabo
Football Operations Trainee	Frank Warren
Trainer	Dean Kleinschmidt
Assistant Trainer/Director of Rehabilitation	Kevin Mangum
Assistant Trainer	Buck Oubre
Equipment Manager	Dan Simmons
Assistant Equipment Manager	Glennon (Silky) Powell
Director of Videotape	Albert Aucoin
Assistant Director of Videotape	Brian Badzinski

COACHING	
Vice-President/Head Coach	Jim Mora
Administrative Assistant to the Head Coach	Laura Morgan
Offensive Coordinator/Quarterbacks	Carl Smith
Running Backs	Jim Skipper
Receivers	Steve Walters
Special Teams	Joe Marciano
Offensive Line	John Matsko
Tight Ends	Larry Kennan
Defensive Coordinator	Monte Kiffin
Linebackers	Jim Haslett
Defensive Line	Wayne Nunnely
Defensive Secondary	Jim L. Mora
Defensive Assistant	Steve Trimble
Strength and Conditioning	Russell Paternostro
Team Physicians	Terry Habig, Charles L. Brown, Tim Finney
Team Dentist	King McGoe

Tickets: 1500 Poydras Street
New Orleans, LA 70112
(504) 522-2600

Administrative Office: 901 Papworth Ave.
Metairie, LA 70005
(504) 733-0255
(504) 522-4835 (FAX)

Football Office: 6928 Saints Dr.
Metairie, LA 70003
(504) 733-0255
(504) 733-6147 (Media Relations)
(504) 733-5734 (Media Relations FAX)



SAINTS 1995 IMPORTANT DATES

- July 15 — Signing period ends at 3 p.m. for Unrestricted Free Agents to whom June 1 tender was made by Old Club. After this and through 3 p.m. on November 7, Old Club has exclusive negotiating rights with its unsigned Unrestricted Free Agents.
- July 20 — All players report to camp at the University of Wisconsin-La Crosse.
- July 21 — Player physicals.
- July 22 — First practice.
- July 28 — In River Falls, Wisconsin for two days of practices with the Kansas City Chiefs.
- Aug. 1 — Minnesota Vikings in La Crosse for two practices with the Saints.
- Aug. 4 — If a drafted rookie has not signed with his club by this date, he may not be traded to any other club in 1995.
- Aug. 5 — Saints vs. Green Bay Packers at Camp Randall Stadium, Madison, Wis., 12:00 p.m. (WWL-TV)
- Aug. 8 — Chicago Bears in La Crosse for two practices with the Saints.
- Aug. 11 — Saints vs. New York Giants at Giants Stadium, 7 p.m. (WWL-TV)
- Aug. 18 — Break camp, travel to New Orleans.
- Aug. 20 — Saints vs. Seattle Seahawks at Superdome, 12 noon (WWL-TV)
- Aug. 22 — Roster reduction to 60 players by 3 p.m. Carolina and Jacksonville are permitted to retain 65 players.
- Aug. 24 — Touchdown Club Welcome Saints Luncheon, 12 noon.
- Aug. 25 — Saints vs. Detroit Lions at Superdome, 7 p.m. (WWL-TV)
- Aug. 27 — Final roster reduction to 53 players by 3 p.m.; first regular season workout. Carolina and Jacksonville are permitted to retain 56 players until after the third regular season game.
- Aug. 28 — After 3 p.m., clubs may establish a Practice Squad of five players by signing free agents who do not have an accrued season of free agency credit, unless that season was achieved by spending an entire regular season on Reserve/Injured or Reserve/Physically Unable to Perform. A player who achieved his accrued season on I/R or Reserve/PUP may be signed to the Practice Squad of any club except the club that placed him in that category.
- Sep. 3 — NFL regular season opener, Saints vs. San Francisco 49ers at Superdome, 12 noon (FOX)
- Sep. 19 — Priority on multiple waiver claims is now based on the current season's standings.
- Oct. 10 — All trading ends by 3 p.m.
- Nov. 7 — Deadline for clubs to sign by 3 p.m. their Unrestricted Free Agents to whom June 1 tender was made. If still unsigned after this date, such players are prohibited from playing in the NFL in 1995.
- Deadline for clubs to sign by 3 p.m. their Restricted Free Agents to whom June 1 tender was made. If such players remain unsigned, they are prohibited from playing in the NFL in 1995.
- Deadline for clubs to sign Drafted players by 3 p.m. If such players remain unsigned, they are prohibited from playing in the NFL in 1995.
- Dec. 26 — Clubs may begin signing free agent players for the 1996 season.



TOM BENSON

Owner



Tom Benson's ten years as owner of the Saints have been filled with unprecedented success that has dimmed the memory of the franchise's early years. The first winning season, first playoff appearance, first NFC Western Division title, and a winning percentage among an elite handful of clubs all have come since Benson led the effort to save the Saints for New Orleans in 1985.

The indelible image of Benson's victory stroll with his parasol dancing high is embraced not only by the thousands of loyal Saints fans, but by lovers of the game around the world. The black fleur-de-lis on a gleaming gold helmet has become a symbol of the joy and pride that football brings to a city and a region.

What lies ahead in Benson's second decade as Saints owner? Certainly, more and greater success on

the football field under head coach Jim Mora and his enthusiastic staff. But outside the lines, Benson has placed the club on a positive forward course that will maintain and enhance its status as one of the elite franchises in the National Football League. In doing so, he has worked to keep his native city in the global sports limelight.

Ground has been broken on a new 65,000-square foot facility that will stand among the most innovative and modern in the NFL. That it rose quickly from the ashes of a devastating fire in January, which destroyed the old practice facility, is tribute to Benson's refusal to see obstacles to any goal.

Benson also spearheaded efforts to modernize and renovate the Louisiana Superdome, maintaining its ranking as the finest indoor facility of its kind. Saints fans, as well as patrons of other events, will benefit from new padded seating armrests, additional rest rooms and food courts when the project is complete.

Super Bowls continue in New Orleans' future, thanks to Benson's efforts. Named by the Governor to head the Super Bowl Task Force, Benson was instrumental in persuading his fellow owners to award Super Bowl XXXI to New Orleans in January, 1997, the only city that will host two Super Bowls in the 90's. That groundwork certainly solidifies the city's opportunity for more Super Bowls in the future.

In 1989, just his fifth as owner, Benson was named chairman of the league's most focal and influential group, the NFL Finance Committee. He also serves on the Broadcast Committee. He was the spearhead of a committee that negotiated a new contract for NFL commissioner Paul Tagliabue. He led the task of adding the NFL's newest teams in Charlotte and Jacksonville. And now, his leadership is vital to the effort of realignment of teams by division.

It became apparent in 1984 that the Saints would be sold.

Sources told Benson that the city faced losing the Saints. Prospective owners of the club had the motivation to move; if they purchased, the Saints would soon be playing elsewhere.

Benson understood all too well the impact the Saints have on the community. While he was busy with his automotive, banking and real estate holdings, he knew that his success and that of others revolved around a number of critical factors in the New Orleans community. The Saints, he knew, were perhaps the most important of those factors to keep the city on a par in business - and image - with other municipalities.

In a crowded bank boardroom on May 31, 1985, ownership of the Saints was transferred to Benson. Actual time from Benson's initial involvement until culmination of the deal was less than five months.

Without Benson's acquisition of the team, the Saints would no longer be in the Crescent City.



A master at tackling the seemingly impossible, Benson had accomplished perhaps the most critical negotiation in the history of Louisiana sports.

Benson was born in New Orleans in 1927 and grew up on the edge of the city's sprawling 9th Ward. He was educated at St. Aloysius High School (now Brother Martin) and Loyola University. As a youngster, he played sandlot football at St. Roch Park and earned spending money delivering the Times Picayune newspaper.

After studying business and accounting at Loyola, the young Benson went to work as a bookkeeper for the Cathey Chevrolet Co. in New Orleans in 1948.

By 1956, at age 29, Benson was on his way to San Antonio, Texas to manage a Chevrolet dealership as a junior partner. Six years later he took full control of the dealership and established the Tom Benson Chevrolet Co.

That acquisition, combined with Benson's confidence and determination, spawned what is today the Benson Automotive World, a multi-dealership organization based in New Orleans with outlets in San Antonio and Corpus Christi, Texas. He has also served on several advisory boards of General Motors Corp.

In 1972, Benson took another step in his business life when he entered the financial world as an investor in San Antonio's Central Park Bank. That transaction opened the doors for Benson to later acquire San Pedro Bank, Groos National Bank, and Kelly Field and Exchange National Banks in San Antonio. He also started San Antonio's Commercial National Bank from the ground in 1984.

Appreciative of the fact that New Orleans, its schools, business community and people gave him his start, Benson and his brothers, Jerome and Larry, established the Free Enterprise resource center at Brother Martin High School in honor of their parents, Tom Sr. and Carmen. He has also endowed chairs in free enterprise at St. Mary's University, and banking at Incarnate Word College. He serves his college alma mater on the President's Council of Loyola University.

One of Benson's most unique contributions to community came in 1994, when he introduced Benson Hoops to New Orleans, the citywide basketball program designed to involve young people at times of day when they could participate in other less desirable activities. This year, through the Benson Community Fund, football will return to middle schools in the New Orleans Public School System. Benson will sponsor a flag football schedule to replace the sport previously removed from the middle school structure by sweeping budget cuts in the mid-1980's.

Benson has received many honors for his community involvement, a few of which are: American Tradition Award from the B'nai Brith Foundation of the United States; Rev. Jacques E. Yenni Award for Community Service from Loyola University; N.A.D.A. Northwood Institute Award for Outstanding Service to Education; Brotherhood Award of the National Conference of Christians and Jews; Order of St. Louis Medallion for dedication to church from the Archdiocese of New Orleans; 1986 Brother Martin High School Alumnus of the Year; Honorary Doctor of Science and Business from Cleary College, Ypsilanti (Mich.), 1986; Honorary Doctor of Humane Letters from Loyola University, 1987; and Honorary Doctor of Laws from Northwood University in Dallas, Texas, 1989.

His philanthropic efforts transcend his Saints participation and that of his other business interests. He has become personally involved as a spokesperson nationally for the United Way through the NFL. That, coupled with his local involvement, has resulted in his appointment to the Alexis de Tocqueville Society, an elite group of the United Way's most generous donors. In 1995, he was appointed to the United Way's Board of Directors, a group charged with the administration of the organization's vast local philanthropic network.

He is one of four children and the grandnephew of the late Herbert Benson, a local architect who helped design Tulane Stadium and was one of the founders of the annual Sugar Bowl football game.


In addition to his home in New Orleans, Benson also has a 2,200-acre working ranch near that of the late president Lyndon Johnson where he maintains a game preserve, a refuge for exotic deer, antelope, and other species. The ranch also produces a special breed of Angus cattle, developed by Benson.

Benson and his wife, the former Grace Trudeau of New Orleans, share a family of five children, Renee, Donn, Susan, Rick and Mimi, and six grandchildren.



JIM MORA

Vice President/Head Coach



When it comes to winning football in New Orleans, Jim Mora's name is the first, last and only one that counts in Saints history.

Mora is a constant. He is the most successful Saints coach ever, the only coach with a winning record in New Orleans. He gets results through constant effort.

And now in his tenth season as head coach of the Saints, he is the NFC's constant. No one in the conference has been with his team longer.

When Mora arrived in New Orleans in 1986, the team had never had a winning record. In his nine seasons, the worst mark the Saints have posted was 7-9. His worksheet includes eight .500-or-better seasons, four double-digit win seasons, and the only four playoff appearances in club history.

In 1991, New Orleans brought home its first-ever NFC Western Division pennant with an 11-5 mark.

Best-remembered, perhaps, was the 1987 campaign. Through a slow start and a work stoppage, Mora kept his team focused. The team turned in a nine-game winning streak that hurdled them into the playoffs for the first time. And as they speeded toward a best-ever 12-3 record, Saints fans enjoyed the euphoric ride by drafting on their team's sudden success.

For a dramatic turnaround of a before-floundering franchise, Mora earned a clean sweep of Coach of the Year honors in 1987.

Now, Mora holds the team records for seasons as a head coach (9) and wins (84).

Building the Saints back for another run at the NFL championship is a familiar challenge for Mora, but in a new environment, one of free agency and complex financial restrictions. As in the past, he is in the process of doing what he does best.

Winning is Jim Mora's occupation.

To strive for excellence is deeply ingrained in his character. His distaste for mediocrity keeps him attentive to the task of permanently placing the Saints among the NFL's elite teams.

Mora's approach is best described as "businesslike." Illustrating this is the plaque in his office — "The secret of a good organization is good organization."

His system could be applied with the same success to other endeavors. He wants, and expects to be the best. There is no middle ground.

It's a simple theory in football for Mora. "In the NFL, either you get better or you get worse. So you'd better try to improve at every opportunity."

Throughout his career as a head coach, three in the USFL and nine with the Saints, Mora has demonstrated those qualities.

His toughest tests have been in 1993 and 1994. In '93, the Saints got off to a 5-0 start, but finished the season 8-8. Last year, a 7-9 mark was a stinging disappointment. But through it all, Mora and his staff coached and taught. In December of '94, three wins on the road in four games paid heed that the Saints were on the road to a turnaround.

Previous to his appointment as Saints head coach January 28, 1986, Mora had served three seasons in the USFL as head coach of the Philadelphia/Baltimore Stars. Under Mora, the Stars dominated the USFL unlike any team in any other sports league previously.



Appearing in all three league championship games, the Stars were crowned champions in 1984 and 1985. Mora's record in those three seasons was 48-13-1, by far the finest slate of any football team, USFL or NFL.

Those accomplishments, as well as his uncompromising reputation, made Mora much in demand by teams searching for new head coaches following the 1985 season. He had several offers to turn the fortunes of other NFL clubs. But of four NFL vacancies that offseason, New Orleans was most attractive to Mora. He was one of eight candidates personally interviewed by the late Jim Finks, then the Saints president/general manager.

"I was impressed with the Saints ownership and organization, the plan for the franchise, and the people," Mora said of his decision. "No head coach can become successful without the commitment from an organization, top to bottom. Tom Benson knows what it takes to be a winner. Jim Finks knew. I sensed that good things would happen in New Orleans. I wanted to be a part of it."

He added the title of vice president in 1994 to his business card, more accurately depicting his role in the changing environment of the NFL under the new guidelines.

Mora spent 23 years coaching in the college and professional ranks before embarking in his first experience as head coach of a professional team. In addition to his tenure at the Stars, he worked in seven different college and NFL organizations before joining the Saints.

A native of Los Angeles and the son of a television film editor, Mora played tight end and defensive end four years at Occidental College. His teammate and roommate, Jack Kemp, became a standout quarterback with the Buffalo Bills on his way to a career in public service. After completing his B.A. in physical education in 1957, Mora was named assistant coach at Occidental. After four years as an assistant, he was named head coach, and served three years.

He later completed his education with a master's degree from USC.

In 1967, Mora joined John Ralston's staff at Stanford as linebackers coach. There he worked with Dick Vermeil who would later lead the Philadelphia Eagles to the Super Bowl.

After a year at Stanford, Mora moved to the University of Colorado in 1968, and coached all phases of defense in six seasons on Eddie Crowder's staff.

In 1974, Mora joined Vermeil, then head coach at UCLA, as linebackers coach.

The following season, Mora moved to Don James' staff at the University of Washington as defensive coordinator. He served in that capacity for three seasons before making the jump to the National Football League.

Mora joined the Seattle Seahawks in 1978 as defensive line coach under Jack Patera. He remained with the Seahawks until 1982 when he was named defensive coordinator of the New England Patriots. Mora's defensive unit played a major role in the Patriots' march to the playoffs that year.

Mora got his first professional head coaching chance when in 1983 he went to the Philadelphia Stars of the USFL. Upon arrival, he had only two weeks to assemble a staff and prepare for the Stars' first training camp.

His team posted a 16-4 record that season, and appeared in the league's first championship game. The Stars lost, 24-22 to the Michigan Panthers.

The Stars' phenomenal 19-2 mark in 1984 was followed by a 23-3 thrashing of the Arizona Wranglers in the title game. And in the final USFL season, the Baltimore Stars went 13-7-1 and defeated the Oakland Invaders 28-24 in the championship game.

Each year, Mora's records as Saints head coach mount. Already the winningest head coach in team history, he has compiled a nine-year record of 84-63 (.571), including four playoff games. The 1990 season made him the most tenured in team history.

Over the past eight seasons (1987-94), Mora's Saints have compiled 77 wins, third-most in the NFL during this period.

Born May 24, 1935 at Los Angeles, California, Mora and his wife, Connie, have three sons; Stephen, Michael and Jim, the Saints' defensive backs coach.



JIM MILLER, Executive Vice President



As the Saints' executive vice president, Jim Miller directs all financial aspects of the club, from player-related matters down through the more conventional areas of the business operation.

"Jim Finks often made the distinction between the 'football business' and the 'business of football', Miller says of his Hall of Fame mentor. "My primary responsibility is to assure that the club stays healthy in a financial and business sense so that we can achieve the things we need to be successful in the football business."

Player-related assignments include the task as principal contract negotiator and the supervision of more than 50 new player contracts the club negotiates in a typical year. A critical aspect of contract negotiations was created by the 1993 Collective Bargaining Agreement, in which the National Football League's salary cap was introduced. As chief manipulator of the Saints' salary cap, Miller must assure that team spending on player salaries and bonuses does not exceed the limits mandated by the CBA.

Miller's day-to-day role as chief administrative officer is to assure that the front office operates in an efficient and economic manner. This includes the direction of the annual planning and budgeting process in late autumn, during which department heads review their past year's performance and develop individual action plans for the coming year.

Miller assembles the plans into a Club Departmental Plan and Budget book, which serves as an organizational blueprint for the year's activities. Periodic staff meetings during the year assure that the Saints' front office operates according to the plan.

Miller's administrative responsibility in 1995 will include monitoring construction of the team's new practice facility. The 65,000-square foot state-of-the-art complex will be built during the 1995 playing season and is expected to be completed shortly afterward.

Miller came to the Saints in 1986 after five years at the National Football League Management Council in New York. In 1982, he was spokesman for the NFL owners during the 57-day players strike. A year later, he was named director of administration, advising clubs on contract matters and special projects.

Miller started his professional career as a general assignment reporter for the Louisville Courier-Journal in 1970-71, after which he joined the Baltimore Evening Sun as a copy editor. He returned to writing in 1978 and covered the Baltimore Colts until joining the NFL Management Council as director of information in 1981.


Away from the office, Miller enjoys golf, biking and has been an avid road runner. He has participated in five marathons, which include a 2:58 personal best. He has won various age-group awards and has finished among the elite "Top 500" of New Orleans' Crescent City Classic 10-kilometer road race.

Miller has also written several published articles on historical aspects of professional sports and is an active member of the Society of American Baseball Research. Other activities include his membership in the New Orleans Sports Foundation and in early planning for Super Bowl XXXI, which will be held January 26, 1997 in the Louisiana Superdome.

Miller was born January 24, 1948, in Clark Station, Kentucky. He holds a bachelor's degree in journalism from the University of Kentucky, and has a master's degree in communication from the University of Maryland. Jim, wife Jean and daughters Lindsay and Layne live in Mandeville.



BILL KUCHARICH, Vice President of Football Operations



Bill Kuharich is in his second season as the Saints' Vice President of Football Operations, after being named to his post in January of 1994. Prior to his promotion, Kuharich had served as the club's director of player personnel since arriving in New Orleans in 1986. He joined the Saints following a four-year stay (1982-85) with the Philadelphia/Baltimore Stars of the USFL.

In his position, Kuharich is in charge of all aspects of the football operation, including all player acquisitions. He oversees the evaluation of all college players and pro players in all professional leagues.

During Kuharich's tenure as director of player personnel, the Saints were the fourth-most successful team in the National Football League in terms of wins. New Orleans went to its first-ever playoff game (1987) and claimed its first division title (1991) during this stretch. Kuharich played a major role in building the foundation of those teams.

Kuharich was exposed to football at an early age, and has since been associated with some of the most respected people in the business.

His father, the late Joe Kuharich, was a collegiate head coach at San Francisco (1948-51) and Notre Dame (1959-62), and an NFL head coach with the Chicago Cardinals (1952), Washington Redskins (1954-58) and the Philadelphia Eagles (1964-68). He was also an assistant with the Pittsburgh Steelers (1946). Kuharich was named NFL Coach-of-the-Year in 1955 when he led the Redskins to an 8-4 mark. His 1951 University of San Francisco team went 9-0 and were made up of four future NFL Hall of Famers, including former Commissioner Pete Rozelle, Ollie Matson, Gino Marchetti and Bob St. Clair.

With the Stars, Kuharich worked under Carl Peterson, who served as Director of Player Personnel with the Philadelphia Eagles from 1977-82, and is now the President/General Manager and Chief Operating Officer with the Kansas City Chiefs. With the Saints, Kuharich spent eight years working and learning under the late Jim Finks, a 1995 inductee into the NFL Hall of Fame who was responsible for building Super Bowl clubs in Minnesota and Chicago, and who turned around the fortunes of the Saints after just two years on the job.

Kuharich's football acumen has played an integral part of more than just the Saints' success. "Bill was extremely conscientious and extremely talented," said Peterson. "He was more than I could have hoped for and, quite frankly, he was very instrumental in our success in the league... I don't know if there's a guy who is a harder worker."

Kuharich attributes much of the knowledge he has gained in football to Finks. "Whether I'm in the business five, 10, 15 or 20 years, there won't be a day that I won't be able to draw on something that I've learned from him," said Kuharich of Finks.

During Kuharich's tenure as Vice President, New Orleans has utilized virtually every method available to acquire new talent.

The Saints have been one of the most active teams in NFL free agency from 1994-95. During this time, New Orleans has signed seven unrestricted free agents to date, including a transition player each year; wide receiver Michael Haynes in 1994, and five-time Pro Bowl cornerback Eric Allen in 1995. The three who joined the team in 1994 started a total of 38 games last year.

Of New Orleans' 17 draft choices from 1993-94, 12 are currently on the roster, while six serve in starting capacities.

Kuharich demonstrates an enthusiastic approach towards his job. He is diligent, conscientious, and comprehensive. He is well-prepared, no matter what the situation.

Never was this more evident than in 1987, when Kuharich and his scouting staff were presented with a difficult challenge. The players' strike made necessary the assembly of a replacement squad. The team, constructed by Kuharich and his staff, posted a 2-1 record and kept the Saints in the thick of the divisional championship race throughout the season.



A graduate of Middlebury College in Vermont, Kuharich started his football career as a graduate assistant coach at Brown University in 1976. His first full-time post came as offensive backfield coach at Hawaii in 1977.

After leaving Hawaii in July of 1977, Kuharich went to work for the United States Department of Defense as an administrative assistant to field operations. During that time he also served as a volunteer assistant coach at Georgetown in 1978. He resumed his coaching career in 1979 when he assumed a full-time position as an assistant at St. Lawrence, where he earned his master's degree in education. After one year there, he went to Columbia University as an assistant, where he spent the next two seasons.

When the USFL started, Kuharich went to Philadelphia as administrative aide to the general manager. He was named assistant general manager/director of player personnel in 1983. With the Stars, Kuharich helped assemble a team which went 48-13-1, played in the league's championship game all three years, and captured the title the final two years. Kuharich is a member of the NFL's College Advisory Board Committee, one that advises interested and qualified college underclassmen as to their potential as draftees, and the league's College Relations Committee.

Kuharich, who was born March 25, 1953 in Skokie, Illinois, resides in Destrehan with his wife, Betsy, and daughters, Megan Ashley and Alexis Marie.

GREG SUIT, Vice President of Marketing



Greg Suit joined the Saints in 1977. He was promoted to his present position in 1994 after serving as director of marketing since 1987. In his role, Suit supervises the club's promotional activities, box suite sales and management, advertising and corporate sponsorship programs, ticket office operations, ticket sales and the team's involvement with its local broadcasting partners, including the Saints' radio network. He also oversees the media and community relations departments.

Suit has also served the team as director of publicity and director of public relations. He worked at the University of New Orleans, 1972-76, where he was sports information director and assistant athletic director.

A native of the Cincinnati, Ohio area, Suit graduated from Miami University (Oh.) and worked as a news writer for the Middletown (Oh.) Journal. He has served on the NFL staff for six Super Bowl games and the 1984 AFC-NFC Pro Bowl.

Greg and his wife, Karen, have two sons, Ted and Joshua. They live in Metairie.

BRUCE BROUSSARD, Treasurer



Bruce Broussard was promoted to his present position in 1994. He joined the Saints' staff as ticket manager in 1983, was elevated to business manager/comptroller in 1985 and became an officer in the company when he was appointed treasurer.

Broussard came to the Saints from LePavillion Hotel in New Orleans. He served eight years there, the final four as general manager.

A New Orleans native, Broussard attended Cor Jesu High School, now known as Brother Martin, and Loyola University, where he was graduated with a degree in accounting. He is a past president of the New Orleans Hospitality Accountants Association, and was on the board of directors of the New Orleans Hotel and Motel Association.

Bruce and his wife, Lynn, live in New Orleans. They have two sons, Bruce, Jr. and Mark.



COACHING

MONTE KIFFIN, Defensive Coordinator



Monte Kiffin enters his first year with the Saints hoping to re-establish New Orleans as one of the top defensive units in the National Football League. Kiffin joins the Saints after spending the past three seasons as inside linebackers coach with the Minnesota Vikings.

Kiffin has had plenty of experience working with dominating defenses. For eight of the last nine seasons he has been with Minnesota, during which time the Vikings had the NFL's top ranked defense three times (1988-89, 93). In 1994, the Vikings led the league in run defense.

Kiffin began his NFL coaching stint as linebackers coach with Green Bay in 1983. He moved to Buffalo the following year, where he served in a similar capacity with the Bills for two years. From 1986-89, Kiffin was linebackers coach for the Vikings, before taking the same post with the Jets in 1990. He re-joined Minnesota as defensive coordinator in 1991.

His coaching career started in 1966 as a defensive assistant at his alma mater, the University of Nebraska. In 1973, Kiffin was promoted to defensive coordinator, and remained in that post through 1976. The Cornhuskers won back-to-back national titles (1970-71) during Kiffin's tenure. The next three years were spent at the University of Arkansas, 1977-78 as defensive coordinator, and 1979 as assistant head coach. He left after the '79 season to take the head job at North Carolina State, where he had a three-year stay before entering the NFL.

A three-year letterman as an offensive tackle at Nebraska, Kiffin was drafted by Minnesota in 1964, and played with the Winnipeg Blue Bombers of the Canadian League in 1965.

Kiffin was born February 29, 1944 in Lexington, Nebraska. He and his wife, Robin, have a daughter, Heidi, and two sons, Lane and Christopher. Lane is a quarterback at Fresno State University.



CARL SMITH, Offensive Coordinator/Quarterbacks



Since 1986, the Saints under Carl Smith have been successful moving the ball, scoring points and are perennially among the NFL leaders in time of possession, having led the league three times during his tenure.

In at least one of Smith's nine seasons, the New Orleans offense has ranked first or second in the NFL in scoring, average gain per pass play, third down conversions and sacks allowed.

In 1994, the Saints averaged 5.4 yards per play, fifth-best in the NFL. They also ranked eighth in the league in net passing yards and ninth in total points. New Orleans established club single-season records for passing first downs (203), net passing yards (3,846), pass attempts (569), pass completions (366) and completion percentage (64.3).

Smith, the NFL's longest tenured offensive coordinator with the same team, joined the Saints staff in 1986 from the Philadelphia/Baltimore Stars. Smith directed the Stars' quarterbacks and receivers from 1984-85 after a year as special teams coach.

Smith started his coaching career as a graduate assistant at his alma mater, Cal Poly-San Luis Obispo, in 1971. He moved to the University of Colorado as a graduate assistant in 1972, and earned his first full-time post as linebackers coach for the Buffaloes in 1973, where he worked with Saints head coach Jim Mora.

In 1974, Smith joined the staff at the University of Southwestern Louisiana as defensive line coach. He tutored the defensive backs for the Ragin' Cajuns 1975-76, then switched to the offensive side of the ball as offensive coordinator 1977-78. He served at Lamar University 1979-81, and was named offensive coordinator at North Carolina State in 1982.

In 1991, Smith ran in the Boston Marathon.

Smith was born April 26, 1948 at Wasco, California. He and his wife, Dianne, live in Kenner with their three sons, Tracy, Tyler and Nicholas.

JIM HASLETT, Linebackers



Jim Haslett begins his tenure with the Saints following successful stints as both a coach and player in the National Football League.

For the past two seasons, he served as linebackers coach with the Los Angeles Raiders, who ranked in top ten in the NFL in total defense both times. From 1991-92, Haslett was the defensive coordinator for the Sacramento Surge of the World League. In 1992, the Surge won the WLAFL championship.

A three-time All-America as a defensive end at Indi-



ana University (Pa.), Haslett was the second-round draft choice of the Buffalo Bills in 1979. His playing career spanned nine seasons, eight with the Bills, including 1984-85, when he played for Saints defensive coordinator Monte Kiffin. In 1979, Haslett was named all-rookie and was the Associated Press Defensive Rookie-of-the-Year. He appeared in the Pro Bowl in 1980 and 1981. He concluded his NFL career in 1987 with the New York Jets.

A year later, he assumed his initial coaching post, handling the linebackers at the University of Buffalo. He was promoted to defensive coordinator in 1989, and served in that capacity for two years.

Born December 9, 1955, Haslett and his wife, Beth, have a daughter, Kelsey, and a son, Chase. The family resides in Destrehan.

LARRY KENNAN, Tight Ends



Larry Kennan brings 13 seasons of professional coaching experience to the New Orleans Saints, including the last three as offensive coordinator/quarterbacks coach with the Seattle Seahawks. In 1993, quarterback Rick Mirer was a consensus all-rookie choice and was named NFL Rookie-of-the-Year by Football Digest, and AFC Rookie-of-the-Year by the NFLPA and UPI. In 1994, running back Chris Warren, who has been voted to the Pro Bowl each of the past two seasons, led the AFC and was second in the NFL

with 1,545 yards rushing.

Prior to joining Seattle in 1992, Kennan had served as the head coach of the London Monarchs of the World League for one season. London won the league's inaugural championship game that year with a regular season mark of 9-1, and led the league in total offense, points scored and points allowed.


Kennan's NFL coaching stint began in 1982 when he was hired as quarterbacks coach with the Los Angeles Raiders, who defeated the Washington Redskins, 38-9, in Super Bowl XXVIII after the 1983 season. He remained there through 1987, before moving to the Denver Broncos as wide receivers coach in 1988. The following year, Kennan was named offensive coordinator of the Indianapolis Colts, a position he held for the next two years.

A record-setting quarterback at La Verne College (1962-65), Kennan began his coaching career at his alma mater in 1966. He coached at Garden Grove (Calif.) High School 1967-68, before joining the staff at Colorado University in 1969, where he served with Saints head coach Jim Mora through the 1971 season. Another year in the high school ranks (Arvada, Colo.) preceded his appointment as offensive coordinator at Nevada-Las Vegas (1973-75). He held the same post at SMU (1976-78) before being named head coach at Lamar University (1979-81).

Born June 13, 1944 in La Verne, California, Kennan and his wife, Pat, have three sons, Steve, Ryan and Kyle.



JOE MARCIANO, Special Teams



Since Joe Marciano's arrival in New Orleans, the Saints' special teams have consistently ranked among the NFL's top units each season. Over the past two seasons, excitement in the return game has been conspicuous in New Orleans. During this time, the Saints have had five punt and kickoff returns for touchdowns, tied for second-most in the NFL. During Marciano's tenure, three different special teams players have been selected for the Pro Bowl.

Marciano is in his 10th season with the Saints. He served as tight ends/special teams coach each of the last nine years since his arrival in 1986 from Philadelphia/Baltimore Stars of the USFL, where he coached tight ends and special teams.


A four-year letterman at quarterback for Temple University, Marciano entered the coaching profession at Wyoming Area High School in 1976. He then coached tight ends at East Stroudsburg (1977), and Rhode Island (1978-79). He moved to Villanova in 1980, before joining Joe Paterno's staff at Penn State in 1981 as tight ends coach. In 1982, he returned to his alma mater to coach tight ends and special teams.

Marciano joined Jim Mora's staff at the Stars in 1983, and helped in the appearance of the Stars in all three USFL championship games, and victories 1984-85.

An avid fisherman, Marciano is the founder of an annual charity fishing tournament that includes current and former NFL players and coaches.

In 1993, Marciano, who resides in Kenner, was inducted into the Northeast Chapter of the Pennsylvania State Hall of Fame.

JOHN MATSKO, Offensive Line



In 1994, John Matsko's first season with Saints, left tackle William Roaf became just the fourth offensive lineman and first tackle in club history to be selected to the Pro Bowl. The offensive line yielded 24 sacks, seventh-fewest in the NFL.

Matsko came to the Saints after a two-year stint with the Arizona Cardinals. Under Matsko, the Cardinals' offensive line allowed 36 and 33 sacks in his two years. Arizona's rushing offense improved from a 26th

NFL ranking in 1991, the year before his arrival, to 11th in 1993.

A graduate of Kent State, where he played fullback under former University of Washington head coach Don James, Matsko started his coaching career in 1973 as a student assistant at his alma mater. He served as a graduate assistant at Miami (Ohio) for the next two seasons before taking a job as head coach at



Danbury High School in Lakeside-Marblehead, Ohio in 1976. After one year in the high school ranks, Matsko returned to Miami in 1977 as offensive line coach.

Following a year at Miami, Matsko spent the next seven seasons (1978-84) as offensive coordinator and offensive line coach at the University of North Carolina. After a stop at the Naval Academy (1985), Matsko went to the University of Arizona as offensive line coach in 1986, and followed head coach Larry Smith to USC the next year. He served with the Trojans through 1991, and spent his last three years as USC's offensive coordinator. During his collegiate tenure, Matsko coached NFL first-round draft choices Brian Blados (Cincinnati, 1984), Harris Barton (San Francisco, 1987), Dave Cadigan (Jets, 1988) and Pat Harlow (New England, 1991).

Born February 2, 1951 in Cleveland, Ohio, Matsko earned his bachelor's degree in business education in 1973, and his master's from Miami, Ohio in 1976.

Matsko and his wife, Kim, have two daughters, Marie and Lizzi, and two sons, John and Michael. They reside in Mandeville.

JIM MORA, Defensive Backs



Jim Mora will be going into his fourth season with the Saints. In his first three years, New Orleans has led the NFL in pass defense twice (1992 and 1993).

A graduate with a marketing degree from the University of Washington, Mora played defensive back for the Huskies from 1980-83. He played in two Rose Bowls during his college career.

He started his coaching career at his alma mater in 1984 as a graduate assistant, and was a member of the Huskies staff that led the team to the Orange Bowl that year.

In 1985, Mora joined the staff of the San Diego Chargers as an assistant in the pro personnel department. He was a defensive assistant in the secondary from 1986-88, and handled defensive backs, 1989-91.

Born November 19, 1961 in Los Angeles, Mora attended Interlake High School in Seattle, Washington where he lettered in football, basketball, baseball and track. Mora and his wife, Shannon, reside in New Orleans with their son, Cole.



WAYNE NUNNELY, Defensive Line



After nearly 20 years as both an assistant coach, head coach and administrator at the collegiate level, Wayne Nunnely finally got his opportunity in the NFL when he was named the Saints' defensive line coach on February 2.

Nunnely spent his last four years in Los Angeles, as running backs coach at USC from 1991-92, and as defensive line coach at UCLA the past two seasons.


A letterman in football and track at Nevada-Las Vegas (1972-75), Nunnely opened his college coaching career as a graduate assistant at his alma mater in 1976, after one year of coaching at Valley High School in Las Vegas. His initial full-time job came at Cal Poly-Pomona, where he coached the running backs in 1977 and the defensive line in 1978. He moved to Cal State-Fullerton for one season (1979), coaching the defensive line, and the University of the Pacific (1980-81) before returning to UNLV, where he served as running backs coach for the next four years.

In 1986, Nunnely was named head coach at UNLV, a post he manned for four seasons. In 1990, he served in administration at UNLV, as the Director of Minority Student Affairs.

Nunnely familiarized himself with the Saints in training camp last year, when he served on the staff as part of the NFL's minority coaching fellowship program.

Born March 29, 1952, Nunnely and his wife, Velda, have two sons, Channing and Aaron, and a daughter, Amber. They live in Kenner.

RUSSELL PATERNOSTRO, Strength and Conditioning



Now in his 15th year of preparing the Saints for play, Russell Paternostro has trained both individuals and teams at every level of competition.

A New Orleans native, Paternostro graduated from West Jefferson High School, and attended San Diego State University. He played on his high school football team, and was a member of the football squad at Camp Pendleton, California during his tour of duty in the U.S. Navy.

Paternostro returned to New Orleans in 1962. He managed and owned fitness centers in the New Orleans area until his appointment to the Saints coaching staff in 1981.

Born July 21, 1940 in New Orleans, Russell and his wife, Mercy, have two daughters, Angela and Robyn, and three grandsons, Derek, Brandon and Jonathon. They reside in Covington.



JIM SKIPPER, Running Backs



Jim Skipper has coached two Pro Bowl running backs during his nine-year tenure with the Saints. Last season, second-round draft choice Mario Bates was the second-leading rusher among NFC rookies.


Skipper joined the Saints from the Philadelphia/Baltimore Stars where he coached running backs 1983-85.

A graduate of Whittier College, Skipper opened his coaching dossier at Duarte High School in California in 1973. He then coached defensive backs at Cal Poly-Pomona from 1974-76, and at San Jose State, 1977-78.

Skipper's first running backs coaching position came at the University of the Pacific in 1979. He moved to the University of Oregon, coaching there 1980-82.

Born January 23, 1949 at Breaux Bridge, Louisiana, Skipper and his wife, Elmarie, have three sons, Courtney, Timmy, and Kelly, the running backs coach at Fresno State University. The Skippers live in Kenner.

STEVE TRIMBLE, Defensive Assistant



Steve Trimble enters his first season with the Saints and second in the NFL. He comes to New Orleans from the New York Jets where he was defensive assistant/quality control coach last year. In his role, Trimble will handle general defensive assignments, including quality control, and will also assist with the defensive backs.


A three-year letterman as a defensive back at the University of Maryland, Trimble played six seasons of professional football, four in the NFL. He played with the Denver Broncos 1981-83 and the Chicago Bears in 1987. He also played two years in the USFL with the Denver Gold (1984-85).

Trimble's coaching career started at New Mexico Highlands, 1986-87. He served as a graduate assistant coach, handling the defensive backs, at Colorado (1988 and 1990), and at Howard (1991-92), where he was secondary coach. From 1988-89 he also coached in the professional ranks, with the Cincinnati Rockers of the Arena League. 1993 was spent as the defensive coordinator for the Detroit Drive of the Arena League. Trimble also served as a summer training camp intern through the NFL's Coaching Fellowship Program, with Chicago (1992) and the Giants (1993).

Born May 11, 1958 at Cumberland, Maryland, Trimble and his wife, Gretchen, have four sons, Jeremy, Jordan, Justin and Joshua, and a daughter, Stephanie.



STEVE WALTERS, Wide Receivers



Under Steve Walters, Saints wide receivers have shown continual improvement and have made significant contributions in his nine seasons. Wide receivers accounted for 209 receptions, 2,611 yards and 14 touchdowns in 1994. Quinn Early and Michael Haynes combined for 159 catches, 1,879 yards and nine touchdowns, making them the most productive receiving tandem in club history, and the third-best output by a wide receiver duo in the NFL in 1994. Both players established career-highs for receptions last season.

A two-year letterman at the University of Arkansas, Walters started his coaching career as a graduate assistant at Virginia Tech, 1971-72. He accepted his first full-time coaching position at Tampa University as receivers coach in 1973.

Walters changed sides of the ball, coaching defensive backs at Northeast Louisiana, 1974-75. His next job, at Morehead State in 1976, was that of quarterbacks and receivers coach. Stops at Tulsa (1977-78), Memphis State (1979) and SMU (1980-81) preceded Walters' first pro coaching post, handling defensive backs with the New England Patriots, 1982-84, where he worked with Saints head coach Jim Mora in '82. Walters coached defensive backs at the University of Alabama in 1985 before being named to the Saints staff in 1986.

Born June 16, 1948 at Jonesboro, Arkansas, Walters and his wife, Susan, have a son, Kirk, and a daughter, Kasey. They live in Destrehan.

PLAYER PERSONNEL

CHET FRANKLIN, Director of Pro Personnel



Chet Franklin is in his second season with the Saints as Director of Pro Personnel, following a three-year stint (1990-92) as director of player personnel for the World League. This is Franklin's second stint in New Orleans, having served as the Saints' defensive backfield coach under Dick Nolan from 1978-79.

As director of pro personnel, a post created in 1994, Franklin fills a three-fold role with the club. He is responsible for evaluating current NFL players. He works with Vice President of Football Operations Bill

Kuharich on pro personnel matters, including ready-list maintenance, waiver claims and in unrestricted free agency. He also assists with contract negotiations.

During his tenure with the World League, Franklin was responsible for stocking WL rosters. He identified and signed more than 1,100 players to con-



tracts over that span. In the league's final season (1992), he served as general manager of the Montreal Machine.

Franklin possesses NFL experience at both the coaching and administrative levels. He served as director of player personnel for the San Diego Chargers from 1987-89, after 16 seasons as an assistant coach with Oakland/Los Angeles Raiders (1980-86), New Orleans (1978-79), Kansas City (1975-77) and San Francisco (1971-74). Franklin was the defensive backs coach on two Raiders Super Bowl Championship teams.

Before entering the pro ranks, Franklin spent 12 years as an assistant at the collegiate level. A year (1959) as freshman line coach at Stanford was followed by a three-year stint as an assistant (1960-62) at the University of Oklahoma under Bud Wilkinson. From there he went to the University of Colorado, where he was a member of Eddie Crowder's staff from 1963-70. As offensive coordinator for the Buffaloes, Franklin served with Jim Mora (1968-70) and Saints tight ends coach Larry Kennan (1969-70).

A native of Elko, Nevada, Franklin played linebacker and guard for three seasons at the University of Utah, where he graduated with a degree in history and physical education. After two years in the Marines, he earned his master's from Stanford in 1959.

Born March 19, 1935 in Ontario, Oregon, Franklin has a daughter, Shana, and resides in New Orleans.

BRUCE LEMMERMAN, Director of College Scouting



Bruce Lemmerman was named the club's Director of College Scouting in 1994.

In this position, Lemmerman is responsible for the Saints' collegiate scouting effort. He serves over the team's area scouts in the information-gathering area, and directs the organization of that data into a usable format for the college draft and post-draft player planning.

Lemmerman came to the Saints from the Canadian Football League, where he served as Director of

Operations for the Edmonton Eskimos from 1989-94.

Lemmerman started his coaching career with Edmonton as quarterbacks coach in 1981. After two seasons with the Eskimos, he was named offensive coordinator for the Los Angeles Express of the USFL in 1983, and moved to the NFL the following year, where he coached the receivers, tight ends and backs for the Houston Oilers from 1984-85. After a year away from football, Lemmerman returned to the CFL in 1987 as an offensive coach with the Winnipeg Blue Bombers, where he spent two years before re-joining the Eskimos in the front office.

Lemmerman graduated from the University of California-Northridge, where



he earned honors in football and baseball. He played quarterback professionally for the Atlanta Falcons (1968-70). He also played nine seasons at Edmonton (1971-79) and one season for Hamilton (1980) in the CFL.

Born October 4, 1945 in Los Angeles, Lemmerman and his wife, Brigitte, have two daughters, Lisa and Jennifer. They live in Destrehan.

HAMP COOK, Player Personnel Scout



Now in his 23rd season, Hamp Cook has the longest record of service with the Saints' scouting staff. He joined the club in 1973.


Cook coached high school teams in Mississippi and Alabama, and was an assistant coach at the University of Southern Mississippi for eight years before joining the Saints. He graduated from Southern Mississippi with a master's degree in physical education.

Cook scouts prospects in the southeastern United States.

Hamp and his wife, Tinkey, live in Hattiesburg, Mississippi. They have three children, Tracey, Kyle and Chuck, who is following in his father's footsteps as an NFL scout with the Kansas City Chiefs.

HOKIE GAJAN, Player Personnel Scout

Now in his ninth season as a scout, Hokie Gajan's responsibilities in the scouting department have each year taken on more meaning. His area is among the most fertile in the country for NFL prospects.



Gajan covers the territories of Louisiana, Texas, Oklahoma, Arkansas and Kansas in the Saints' scouting system.

Gajan joined the Saints' scouting department in 1987 following his retirement from the team's roster as a fullback.

Gajan was selected by the Saints in the tenth round of the 1981 draft. He played fullback in New Orleans 1982-85 before being sidelined by a knee injury. He blocked for Saints tailbacks George Rogers, Wayne Wilson and Earl Campbell. Also a productive runner, he holds the Saints season record for rushing average with a six-yard average per carry in 1984.

In his four seasons, Gajan rushed for 1,358 yards with a 5.4-yard average and 11 touchdowns. His average per carry is second-best in club history. He added 63 catches for 515 yards and two TDs.

Hokie and his wife, Judy, live in Mandeville with their four daughters, Jennifer, Kristin, Megan and Alexis.



TOM MARINO, Player Personnel Scout



A veteran of three football leagues, Tom Marino joined the Saints' scouting department in 1986.

Marino is assigned the eastern United States in the Saints' scouting system.

A graduate of the University of Massachusetts, Marino worked three years as scout for the Chicago Bears while finishing his undergraduate degree. He joined the Philadelphia Bell of the World Football League in 1974 as the team's director of player personnel.

He was named to the scouting staff of the Dallas Cowboys, and served there in 1976. He then joined the New York Giants and worked there from 1977-81 in a similar capacity.

In 1982, he joined the USFL with the Boston Breakers as assistant general manager and player personnel director. He moved to the Denver Gold staff in 1983 as director of player personnel. He joined the Philadelphia/Baltimore Stars as a personnel scout in 1984.

Tom and his wife, Denise, have a daughter, Melissa and a son, Tom. They live in Raleigh, North Carolina.

CARMEN PICCONE, Player Personnel Scout



For more than 40 years, Carmen Piccone has been involved in football as a player, coach and scout. He joined the Saints staff in 1986.

Piccone covers prospects in the midwestern United States for the Saints.

A three-year starter at Temple University 1954-56, Piccone opened his professional career as coach of Temple's freshman football team. In 1960, he was named head coach at Southern Illinois where he remained until 1965.

Stints at Cornell, a return to Temple, and Trenton State preceded his joining the USFL's scouting combine in 1983, where he worked until joining the Saints.

Carmen and his wife, Dorothy, have two sons. They live in Brigantine, New Jersey.



SHEILA PALMISANO, Administrative Assistant to Football Operations



Sheila Palmisano is in her third season with the Saints. In her position, she is responsible for the day-to-day operations of the Player Personnel Department.

A native of Metairie, La., and graduate of Riverdale High School, Sheila attended the University of New Orleans.

Sheila and her husband, A.J., live in Metairie with their daughter, Lauren, and son, Ryan.

STEVE SABO, Administrative Assistant




Steve Sabo is in his second season with the Saints. He joined the organization from NFL Films, where he worked 1993-94.

In his role, Sabo works closely with Director of Pro Personnel Chet Franklin and Director of College Scouting Bruce Lemmerman. He is responsible for monitoring player movement in all professional leagues.

A native of Willingboro, New Jersey and graduate of Kutztown State University in Pennsylvania, Steve is single and lives in Kenner.

FRANK WARREN, Football Operations



Following a successful 13-year playing career with Saints, Frank Warren re-joins the club in the front office, where he will be exposed to numerous facets of the organization.

In this new position, Warren will work with coaching, as player liaison and in community relations. He will also get an introduction into the college and free agent scouting departments, joining members of the scouting department at the spring scouting combine meetings and assisting with college player visitations.

Warren, who retired as a player March 20, is third on the club's all-time lists for games played and sacks with 189 and 57, respectively. He scored four touchdowns in his career, and his two fumble returns for scores are tied for first all-time. The team's third-round draft choice out of Auburn in 1981, Warren was the Saints' recipient of the 1993 Ed Block Courage Award.

A native of Birmingham, Alabama, Warren has two sons, Adam and Brandon, and a daughter, Ebony. He resides in Kenner with his wife, Terrell.



FOOTBALL OPERATIONS

DEAN KLEINSCHMIDT, Head Athletic Trainer



At the time of his appointment as head trainer in 1971, Dean Kleinschmidt was the youngest trainer in the NFL. He joined the Saints two years earlier as assistant trainer. Since that time he has been honored on many occasions, most recently in 1993, when he was inducted into the National Athletic Trainer's Association (NATA) Hall of Fame.

A native of Morgan, Minnesota, Kleinschmidt attended Indiana University, where he served as a student assistant trainer and staff assistant trainer.

Since 1971, he has served annually on the Senior Bowl staff as a trainer. He has lectured internationally in Sweden (1976), Mexico City (1978), and Bahrain (1983). He has been President of the Professional Football Athletic Trainers Society (PFATS) since 1989, and a member of its Board of Directors since 1982.


In 1986, his staff was named by PFATS as NFL Training Staff of the Year. That same year, he was named Professional Athletic Trainer of the Year by NATA.

In 1990, Dean was inducted into the Louisiana Athletic Trainers Hall of Fame.

In 1992, he was co-chairman of the medical support committee for the United States Olympic Track and Field Trials held in New Orleans.

Dean and his wife, Marlene, live in Metairie with their son, Rhett and daughter, Morgan.

KEVIN MANGUM, Assistant Trainer/Director of Rehabilitation



Now in his 15th season with the Saints, Kevin Mangum was elevated to his present position in 1988.

Mangum joined the Saints in 1981 as assistant trainer. Previously, he served the club as a student athletic trainer in training camp.

Mangum was a student trainer at Southwest Mississippi Junior College for two seasons prior to joining the Saints staff. He also spent two years at his alma mater, the University of Southern Mississippi, where he graduated with a bachelor's degree in athletic administration. He specialized in athletic training.

Along with head trainer Dean Kleinschmidt, Mangum shared in the recognition as NFL Training Staff of the Year in 1986 by the Professional Football Athletic Trainers Society (PFATS). He currently serves as Vice President of the Louisiana Athletic Trainers Association (LATA).


Mangum completed his master's degree curriculum in 1988 at the Universi-



ty of New Orleans. In 1991, Kevin was named Outstanding Assistant Athletic Trainer by the Southeast Athletic Trainers Association.

A native of Tylertown, Mississippi, Kevin and his wife, Susie, live in Kenner with daughters Katie and Megan, and sons Scott and Kevin Paul.

BUCK OUBRE, Assistant Trainer



Buck Oubre is in his third season in a full-time capacity with the Saints, after spending 1991-92 as an intern in the training room. He also served as a student trainer in training camp from 1988-90.

A 1991 graduate of the University of Southwest-ern Louisiana, Oubre is currently working towards his master's degree at the University of New Orleans.

A native of Houma, Louisiana, Oubre attended Vanderbilt Catholic High School. He is single and lives in Harahan.

DAN SIMMONS, Equipment Manager



Now in his 23rd year with the Saints, Dan Simmons is the second in a family of NFL equipment managers. His father, Bill, held the equipment manager's post with the St. Louis football Cardinals for 22 years.

Simmons joined the Saints in 1973 after learning the business from his father at St. Louis. A graduate of Meramec College in St. Louis, Dan, a Vietnam veteran, served four years in the Navy.

In addition to his regular duties, Dan supervises the annual round-trip move of the team from the New Orleans area to La Crosse, Wisconsin for training camp.

In 1994, Simmons was the first recipient of the "Whitey Zimmerman Memorial Award", recognizing the NFL's Equipment Manager of the Year.

Dan and his wife, Elaine, live in Mandeville. They have three children, Tracy (25), Tony (22) and Amy (20).



GLENNON POWELL, Assistant Equipment Manager



Known to the Saints as Silky, Powell joined the Saints in 1975 after serving part-time the previous season.

A native of New Orleans, Powell's prior career was with the New Orleans Recreation Department, where he was responsible for a number of tasks. He also served as a coach and manager at his alma mater, Redemptorist High School.

This year, Powell was one of three staff members to be honored with the club's first "Employee Education Fellowship," an appointment which goes to an employee who has displayed professionalism in their duties, dedication to the goals of the NFL and pride in the Saints organization.

Silky is single and resides in the Irish Channel area of New Orleans.

ALBERT AUCOIN, Video Director




Albert Aucoin starts his eighth year as head of the Saints' video department. He took over the position from his father, Erby, who had held the post for 19 NFL seasons.

Aucoin started with the team in 1976, when he started as a photographer in training camp. He joined the staff full-time in 1980.

In 1990, Aucoin supervised the construction of the video department's new production annex, built at the team's David Drive practice facility.

A native New Orleanian, Albert graduated from East Jefferson High School. Albert and his wife, Janis, live in Metairie. They have two daughters, Jennifer and Krystal, and two sons, Albert Adam and Kyle.

BRIAN BADZINSKI, Assistant Video Director



Brian Badzinski joined the Saints staff full-time in 1986 after serving the photo department in a part-time capacity since 1975.

A native of Milwaukee, Wisconsin, Badzinski graduated from East Jefferson High School. Before joining the Saints, he ran his own video production company.

Brian and his wife, Paula, live in River Ridge. They have two daughters, Kristine and Angela.



LAURA MORGAN, Administrative Assistant to the Head Coach



Laura Morgan is now in her third season with the New Orleans Saints. She began her career with the club as an assistant in the Community Relations department, 1993-94.

Morgan is a 1991 graduate of the University of Southwestern Louisiana with a degree in Media Advertising/Public Relations. A native of Dryden, New York, Laura and her husband, Mark, reside in Uptown New Orleans.

ADMINISTRATION

AUSTIN DEJAN, Administrative Coordinator



Austin Dejan is in his second season as administrative coordinator. In his position, Dejan assists Executive Vice President of Administration Jim Miller with the monitoring of the player salary cap, as well as player contract analysis. Dejan also coordinates the club's summer training camp in La Crosse, Wisconsin.

From 1987-93, Dejan served as assistant to the player personnel director, where his responsibilities included the day-to-day operation of the player personnel department in college, pro and self-scouting.

A graduate of Dillard University with a degree in

Physics, Dejan joined the Saints as an intern in the player personnel department in 1986.

A native New Orleanian, Dejan graduated from Benjamin Franklin High School. He and his wife, Brucie, live in Lacombe.



CHARLEEN SHARPE, Comptroller



Charleen Sharpe is in her 14th season with the Saints, having joined the staff during the 1981 season. She was elevated to her present position in 1994.

Prior to her promotion, Sharpe had spent the previous 13 years as the club's assistant comptroller.

Charleen served as assistant comptroller for First Homestead Federal Savings and Loan Corporation for eight years prior to her appointment to the Saints' business department.

A New Orleans native, Charleen graduated from Andrew Jackson High School. She attended the Uni-

versity of New Orleans.

Charleen and her husband, Floyd, reside in Chalmette with their two children, Melissa and Matthew.

BILL FERRANTE, Director of Corporate Sales



Bill Ferrante was named to his current position in 1994 after spending the seven previous years as the club's assistant marketing director. In his post, Ferrante is responsible for all phases of corporate sponsorships, as well as the sale and management of all 137 private box suites in the Superdome.

Ferrante came to the Saints in 1986 as an intern in the department of public relations while still a student. He was in the continuation of studies in the

master's program at the United States Sports Academy in Mobile, Alabama.

A native New Orleanian, Ferrante completed his undergraduate work at LSU. He is also an alumnus of Ecole Classique High School.

Bill, who has two daughters, Rachael and Rebecca, lives in Kenner.

SYLVIA ALFORTISH, Marketing Assistant



Sylvia Alfortish is now in her 22nd season of service to the Saints. She was named to her present position in 1987.

The bulk of her career was spent in the team's public relations department. She worked 1974-82 as a public relations secretary, and was a public relations assistant from 1983-86. Sylvia received her first marketing position as public relations and marketing assistant, 1987-88.

In addition to her other duties, Sylvia serves as director of the Saintsations, the Saints dance team that adorns the sidelines at home games.



This year, Alfortish was one of three staff members to be honored with the club's first "Employee Education Fellowship," an appointment which goes to an employee who has displayed professionalism in their duties, dedication to the goals of the NFL and pride in the Saints organization.

Alfortish graduated from McDonogh High School. A native of New Orleans, Sylvia resides in Chalmette. She has three sons, Sean, Todd and Jeffrey.

JERROD PHILLIPPS, Club Level Manager/ Marketing Assistant



Jerrod Phillipps starts his second year in a full-time capacity with the Saints after spending 1993 as an intern in the club's marketing department. In his post, Phillipps oversees all club level operations, including staffing, entertainment, newsletter publication and member benefits.

A native of Cincinnati, Ohio, the Oak Hills High School alumnus went on to graduate from the University of Cincinnati in 1992. Jerrod resides in River Ridge.

SANDY KING, Director of Ticket Sales



One of the most tenured Saints employees, Sandy King is now serving in her 28th NFL season. She joined the ticket office in 1968.

King was appointed ticket office supervisor in 1984. She was named Ticket Manager in 1985, and Director of Ticket Sales in 1994.

In 1994, King received the All-Star Award from the Greater New Orleans Tourism and Convention Commission, honoring her work as an ambassador for tourism in New Orleans. This year, King was one of three staff members to be honored with the club's first "Employee Education Fellowship," an appointment which goes to an employee who has displayed professionalism in their duties, dedication to the goals of the NFL and pride in the Saints organization.

A native of Detroit, Michigan, Sandy graduated from Harperwoods High School. She has two sons, Gary and Steve. Sandy lives in New Orleans East.

THE FLEUR DE LIS



The Fleur de Lis, the emblem that the Saints wear on their helmets, is a symbol from the Court of Louis XIV. It is a French word that stands for "flower of the lily."

The Fleur de Lis is a symbol of New Orleans which was adopted during the French occupation of Louisiana, from 1682 through 1762.



GREG SEELING, Ticket Sales Manager




Greg Seeling is in his first season with the Saints, after spending 1993-95 as Advertising and Media Manager for Casino Magic in Bay St. Louis, Mississippi.

In this newly created role, Seeling is responsible for targeting businesses and groups for season and individual game tickets.

Prior to his stint at Casino Magic, Greg worked in the marketing department at the Louisiana Superdome (1992-93).

A 1992 graduate of the University of New Orleans with a degree in marketing, Greg and his wife, Nicole, reside in Covington.

BARRA L. BIRRCHE, Director of Travel, Entertainment and Special Projects



A man of many talents, Barra Birrcher is in his 25th season on the Saints staff. He joined the team in 1971 as entertainment director.

During his tenure with the club, he has fulfilled a number of responsibilities. Shortly after his arrival with the Saints, he took on the added duties of game program advertising director, and later as travel coordinator. He also coordinates the club's annual caravan and the player's activity day program during the offseason.

Birrcher, who served as director of marketing from 1981-86, has also worked with the NFL staff on five Super Bowls.

A New Orleans native and graduate of the University of New Orleans, Birrcher is a former publicity director at the Fair Grounds. He also had his own advertising agency, and is past president of the Advertising Club of New Orleans and the downtown New Orleans Central City Lions Club.

Barra and his wife, Kay, live in Metairie with their two children, Christine and David.

JAY ROMIG, Data Processing Manager



Jay Romig is in his 18th year with the Saints. He was named to his present position in 1979.


In addition to his numerous duties with the Saints' computer network, Romig continues to serve as the club liaison with the Louisiana Superdome. He has also served as coordinator of the team's summer training camps in Hammond, Louisiana, and later in La Crosse, Wisconsin.



Romig started with the Saints in the training room, where he served as an assistant trainer from 1977-78. He also spent two years at the University of New Orleans where he spent one year as assistant trainer and one year as head trainer for the Privateers.

A native New Orleanian, Romig graduated from UNO after attending Brother Martin High School. He and his wife, Beth, live in Metairie with their two daughters, Brandy and Bayley.

LUKE JENKINS, Facilities Manager



Luke Jenkins joined the Saints staff February 2. In this newly created post, Jenkins will oversee all operations of the Saints' practice facility, including field and building maintenance.

Jenkins, a Covington native and graduate of Covington High School, has experience in both building management and turf maintenance. He spent 1991-94 at LSU, where he was facilities manager of Tiger Stadium and Alex Box Stadium. Prior to that, he served four years (1987-90) as assistant superintendent at Beau Chene Golf and Racquet Club in Mandeville.

A graduate of Southeastern Louisiana University, Jenkins and his wife, Becky, have a son, Garrison. The family resides in Covington.

LESTER VALLET, JR., Grounds Superintendent



Lester Vallet, Jr. is in his sixth season in his present position with the Saints. He filled the vacancy left by his father, Lester, Sr. upon his retirement after 12 seasons with the team.

Vallet joined the Saints from the U.S. Air Force, where he served 20 years in facility management and maintenance. He came to the club in 1989 as assistant grounds superintendent.

A graduate of McKinley High School in Baton Rouge, Lester and his wife, Patricia, have four sons, Lester III, Dericke, Kevin and DeSean. They live in New Orleans East.



CHANEL LAGARDE, Director of Community Relations



Chanel Lagarde is in his seventh year with the Saints. He was named to his current post in 1991, after serving 1989-90 as an intern in the club's media relations department.

In addition to his responsibilities with the Saints community, Lagarde serves as coordinator of the NFL player assistance program, and assists new players and their families with relocation to the New Orleans area. He has also served as coordinator of the team's summer training camp in La Crosse, Wisconsin.

A 1989 graduate of LSU, Lagarde, a native of Norco, attended St. Charles High School. He lives in Destrehan.

RUSTY KASMIERSKY, Director of Media Relations




Rusty Kasmiersky joined the Saints staff in 1981 as assistant director of public relations. He was named to his present post in 1989, after spending two seasons as director of media services.

Kasmiersky served as student sports information director at Southwest Texas State University for three years, where he graduated in 1979. He then worked one year as sports information director at Angelo State University.

Kasmiersky has served on the NFL staff for several Super Bowls, in addition to the 1991 and 1995 NFC Championship games, and the 1992 Pro Bowl.

Kasmiersky also worked for the Saints from 1975-79 in the equipment room during training camp. A native of Garwood, Texas, Rusty and his wife, Donna, live in Kenner with their son, Ryan.

NEAL GULKIS, Assistant Director of Media Relations



Now in his seventh season full-time with the Saints, Gulkis was named to his present position after serving 1988 as an intern in the department of media services.

For three years, Gulkis was a student assistant sports information director at the University of Delaware, where he received his degree in business administration in 1987. He then spent a year as a graduate assistant in the sports information office at the University of New Orleans while pursuing his master's degree.

A native of Marlboro, New Jersey, Neal and his wife, Patti, live in Destrehan with their daughter, Jordan Alexandra.



SAINTS BENCH



Amy Artigues
Business



Anne Baudier
Business



John Berfect
Mail Clerk



Darlene Bonis
Saints Cheerleaders



Linda Bourgeois
Business



Judy Chavis
Ticket Office



Terry Exterstein
Ticket Office



Scott Ferguson
Outside Sales
Representative



Maria Genovese
Receptionist



Robert Gunn
Media Relations
Assistant



Yvette Kay
Coaches



Rachel Landreneau
Marketing



Sondra Langlinais
Player Personnel



Betty Mistrick
Ticket Office



Louise Mistrick
Executive



Sarah Pais
Media Relations



Fran Pope
Ticket Office



Barbara Schoen
Ownership




Val Stevens
Outside Sales
Representative



Angie Waquespack
Community Relations/
Saintsations



1995 SAINTS VETERANS



ERIC ALLEN

Cornerback Year With Saints: 1 Year in NFL: 8
Ht: 5-10 Wt: 180 College: Arizona State
Born: November 22, 1965 at San Diego, California
Joined Saints: Transition Free Agent
(Philadelphia), 1995

21

PRO: Entered the league as Philadelphia's second-round draft choice in 1988, a selection obtained from Tampa Bay in an exchange of second-round picks. Was the 30th player overall and third defensive back taken. Signed by the Saints to an offer sheet on a five-year contract, 3/20/95, the Eagles chose not to match a week later. Regarded as one of the best cover cornerbacks in the NFL, has been selected to the Pro Bowl five times in his seven-year career, including a streak of four straight appearances. Is tied with Bill Bradley for first on the Eagles' all-time chart with 34 career interceptions, which is second-most among active NFL players (Darrell Green, 37). Has a knack for the big play, returning five interceptions for touchdowns in his career, first in Eagles history and tied for 8th in NFL annals. Has played in 111 games, including 110 starts, has missed just one contest (1989). Has played in 81 consecutive games, and started 69 straight. **1994** — Started all 16 contests at right cornerback and was selected to play in his fourth straight Pro Bowl and his fifth overall... finished seventh on team with 68 tackles and third with three interceptions... added 10 passes defended and a fumble recovery... registered a season-high nine tackles (3 solo) and three passes defended in season finale, at Cincinnati 12/24. **1993** — Earned his fourth trip to the Pro Bowl and his first as a starter... led club with six interceptions, including four for touchdowns, tying an NFL record also held by two others... had a brilliant 94-yard return for a TD, at Jets 10/3, for the game-winning score... the return tied for the second-longest INT return in club history... had TD returns of 33 and 25 yards, vs. Saints 12/26, becoming the first Eagle and the 18th player in league history to accomplish that feat... that marked the third 2-INT game of his career... tied for ninth on the team with 64 total tackles, including the first two sacks of his career... also defended 12 passes and forced three fumbles on the season. **1992** — Although he missed the entire preseason, Eric still started all 16 contests and earned his third Pro Bowl berth... recorded a career-high 72 total tackles, four interceptions, 15 passes defended, a forced fumble and two fumble recoveries... accounted for the second 2-INT game of his career, in win over Raiders, 11/8... made a big play on the final snap, vs. Washington 12/20, when he stepped in front of a Mark Rypien pass intended for Gary Clark in the end zone, and batted it away to preserve victory... was a first-team All-NFL choice by Football News and All-NFC by UPI. **1991** — Opened all 16 games for the second time in his career, and led the team with five interceptions and 15 passes defended on his way to his second Pro Bowl spot... also tallied 39 tackles and a fumble recovery... earned second-team all-pro honors from the AP. **1990** — Opened 15 of 16 games, only contest he did start was vs. Giants 11/25, when Eagles began in 4-4-3 set... recorded 63 tackles, three interceptions, 13 passes defended and a fumble recovery... had the first 2-INT game of his career, vs. Dallas 12/23, including a 35-yarder for a score... had an



interception in playoff game vs. Washington, 1/5. **1989** — Made his first Pro Bowl appearance after leading the NFC with eight interceptions, which were second-most in the NFL...missed most of the last three games with an ankle injury...the only game he has sat out in his career occurred in game 15, at Saints 12/18...also missed playoff game, vs. Rams 12/31...recorded 48 tackles and a career-high 25 passes defended on the year...was a first-team All-NFL choice by AP, Football Digest, and Pro Football Weekly, a first-team All-NFC pick by UPI, Football News, and Pro Football Weekly, and a second team All-NFC selection by College and Pro Football Newsweekly. **1988** — Was named the starter at right cornerback the day he was drafted...opened all 16 games and accounted for five interceptions, four inside the Eagles' 20...registered 65 tackles and 16 passes defended...was selected to numerous all-rookie teams.

COLLEGE: Was a four-year starter for the Sun Devils, and accounted for 18 interceptions, including two for touchdowns...was a first-team All-PAC 10 choice as a senior and an honorable mention selection his junior year...came up with an interception in the 1987 Rose Bowl win over Michigan, the only ASU player ever to tally an INT in the Rose Bowl...earned degree in broadcasting.

PERSONAL: Was an all-county running back and defensive back at Point Loma High School in San Diego, Calif...was extremely active in the community during his stay in Philadelphia...in 1993, helped raise more than \$18,000 for The Caring Foundation, a subsidiary of Blue Cross/Blue Shield of Philadelphia...the money, which was raised through Eric and the pledges of local corporations, was based on the number of tackles and interceptions, and used to provide health care coverage for needy children...in his rookie season, was featured in a public service announcement for C.A.D.E.(Corporate Alliance for Drug Education) to enhance drug awareness...was the Eagles/Louis Rich representative for the 1989 and 1990 "Team Up Against Drugs" campaign...was honored by the New Jersey March of Dimes as the 1990 Eagle of the Year, and the 1993 Eagle of the Year by the United Negro College Fund...participated in the opening ceremonies for the 1990 Philadelphia Special Olympics...married (Lynn) with son (Eric Austin 3/24/95)...full name is Eric Andre Allen.

GAMES STARTED/PLAYED: (1988, 16/16); (1989, 15/15); (1990, 15/16); (1991, 16/16); (1992, 16/16); (1993, 16/16); (1994, 16/16). Totals 111/110. **PLAYOFF GAMES STARTED/PLAYED:** (1988, 1/1); (1989, 0/1); (1990, 1/1); (1992, 2/2). Totals 4/5.

Year	TACKLES			No.	INTERCEPTIONS		
	Tkl	Asst	Tot.		Yds.	LG	TD
1988	57	8	65	5	76	21	0
1989	38	10	48	8	38	18	0
1990	56	7	63	3	37	35t	1
1991	27	12	39	5	20	8	0
1992	42	30	72	4	49	36	0
1993	42	22	64	6	201	94t	4
1994	50	18	68	3	61	33	0
Totals	312	107	419	34	482	94t	5



Playoffs

1988	1	0	1	None			
1989	2	0	2	None			
1990	3	0	3	1	3	3	0
1992	3	0	3	2	22	18t	1
Totals	9	0	9	3	25	18t	1

Additional Stats: Sacks: 1993, 2-22 yards lost. Passes Defensed (106): 1988, 16; 1989, 25; 1990, 13; 1991, 15; 1992, 15; 1993, 12; 1994, 10. Fumbles Recovered (5): 1990, 1; 1991, 1; 1992, 2; 1994, 1. Forced Fumbles (4): 1992, 1; 1993, 3. Kick-off Returns: 1990, 1-2 yards.

Career-Highs

Tackles: 10 vs. Washington, 10/4/88 Yards on Interceptions: 94 at Jets, 10/3/93
Solo Tackles: 8 vs. Washington, 10/4/88 Long Return: 94t at Jets, 10/3/93
Interceptions: 2 vs. Dallas, 12/23/90;
vs. Raiders, 11/8/92
vs. New Orleans, 12/26/93



MORTEN ANDERSEN

Kicker Year With Saints: 14 Year in NFL: 14
Ht: 6-2 Wt: 221 College: Michigan State
Born: August 19, 1960 at Struer, Denmark
Joined Saints: Draft Choice No. 4, 1982

7

PRO: After 13 seasons, Andersen holds club career records for points (1,318), field goals (302) and consecutive games scoring (174). Also enters 1995 having converted 81 of his last 100 field goal attempts, 73 of his last 82 from less than 50 yards out, 49 of his last 52 from less than 40 yards out and 44 straight from less than 30 yards away. Has also connected on 71 straight PATs. Point total places him in 13th spot on the NFL's all-time list and 5th among active players. Nine seasons with 100 points ranks second in NFL history, trailing only Nick Lowery's 11. 302 career field goals is 7th on NFL's all-time list and 3rd among active players, needs two more to move into a tie for 5th along with Pat Leahy and Jim Turner. Scoring streak is second in NFL history, trailing only former Cincinnati Bengal Jim Breech (186). 196 games played is first on Saints' all-time chart. Has appeared in 122 consecutive games, tied with Jim Dombrowski for longest current streak on team and second overall in history. Of 922 career kickoffs, 379 (41.1%) have gone for touchbacks. 22 career field goals of 50 yards or more is first in league history. Has accounted for 20 game-winning field goals. Has kicked three or more field goals in game 33 times in his career, four or more 12 times and five on four occasions. Selected to "Team of the Decade" for the 1980s. Contract runs through 1996 with no option. **1994** — Finished second in the NFC with a team-high 116 points, the fourth straight year and ninth time in his career he reached the 100-point plateau...converted all 32 PATs and 28-39 field goals...had two game-winning field goals on the season, including a 39-yarder with eight seconds to play to give Saints 33-32 win over Atlanta, 11/13...in rematch against Falcons, at Atlanta 12/11, tied club record he has now set four times with five field goals in 29-20 Sunday night victory...marked the third time in his career he



has gone 5-5 on field goals (vs. Rams 12/1/85 and vs. Atlanta 12/3/92)...for his performance, was named NFC Special Teams Player-of-the-Week, the second time in his career he had earned that honor...was good on all three field goals in 9-7 win at Tampa Bay, 9/18, the 10th time in his career he has accounted for all of New Orleans' points...was awarded a game ball in the kicking game three times...14 of 82 kickoffs went for touchbacks, five of those being onside attempts...hit on 12 of his last 15 field goals on the year and 19 of his last 23. **1993** — Finished fourth in the NFC with 117 points, the third straight season and eighth time in his career he surpassed the 100-point mark...hit on 28 of 35 field goals, the second straight year and fourth time in his career he has achieved an 80% success rate...connected on all 33 PATs...converted his first five field goals of the season to extend his consecutive field goal streak to 25, which at the time was an NFL record...a 42-yarder that went wide left in week 2, at Atlanta 9/12, ended the streak...tied a career-high he initially set in 1992 with four game-winning field goals: at Atlanta 9/12 (44 yards), vs. San Francisco 9/26 (49 yards), at Phoenix 10/31 (38 yards) and at Minnesota 11/28 (24 yards)...was named NFC Special Teams Player-of-the-Week in the 49ers game, 9/26, when he connected on three field goals, including a 49-yarder with five seconds left to give Saints 16-13 win...hit a season-long 56-yarder, at Philadelphia 12/26, when he was 4-4 on field goals...56-yarder marked the second-longest kick of his career (60 vs. Chicago 10/27/91), and his longest outdoors, surpassing his previous best of 55 yards, at Denver 9/15/85...also converted all four of his field goal attempts in season-opening win, vs. Houston 9/5...35 of 76 kickoffs went for touchbacks. **1992** — Earned his club-record sixth Pro Bowl trip with an NFC-best 85.3% field goal accuracy mark (29-34)...named to College and Pro Football Newsweekly and Pro Football Weekly/PFWA All-NFL teams, and the Associated Press all-pro second team...120 points were tied with Washington's Chip Lohmiller for tops in the NFC...point and field goal totals were each second-best in his career (121 in '87, 31 in '85)...four game-winning field goals marked a career-high...tied his own club record when he booted five field goals in 22-14 win over Atlanta 12/3, including 37-yarder with 1:56 to play to put Saints on top...kicked 47-yarder with 1:51 to play to lift Saints to 10-7 win at Atlanta, 9/20...booted 30-yarder with 3:17 left to propel Saints to 13-10 victory over Rams, 10/11, and a 50-yarder with 9:14 to play vs. Tampa Bay 11/1 that proved to be winning margin in 23-21 victory...was perfect (3-3) from 50 yards and out...40 of 81 kickoffs went for touchbacks. **1991** — Hit on 78.1% of his field goals (25-32), his best mark since he connected 86.7% of the time (26-30) in 1986...led team with 113 points, third-most in the NFC...was good on all four field goal attempts, while all seven kickoffs went for touchbacks in 26-0 win over Minnesota 9/22...60-yard field goal at end of first half, vs. Chicago 10/27, tied Steve Cox (Cleveland, vs. Cincinnati 10/21/84) for the second-longest field goal in NFL history (63, Tom Dempsey Saints vs. Detroit 11/8/70)...overall, 43 of 79 kickoffs went for touchbacks. **1990** — Although it was the first time in six seasons he failed to reach the 100-point mark, Morten was voted to his fifth Pro Bowl...converted 77.8% of his field goal attempts (21-27), second-best in the NFC...30 of 66 kickoffs went for touchbacks (45.9%), second most in the NFL (33, Lee Johnson), and the best percentage in the league...tied a career-high with three field goals of 50 yards or more, hit a season-long 52-yarder vs. Cleveland, 10/14, his longest since he kicked a 52-yarder on the final week of the 1987 season...converted all four of his field goal attempts opening week, vs. San Francisco 9/10...accounted for a 3-point-er in each of the last seven regular season contests, and playoff matchup at Chicago, where he hit on 2 of 4...kicked a pair of game-winning field goals, including a 24-



yarder with two seconds left in season finale against Rams, 12/31, to boot Saints into playoffs...40-yarder with 4:43 remaining at San Francisco 12/23, provided winning margin in 13-10 victory to keep playoff hopes alive. **1989** — Accounted for more than 100 points for the fifth straight season...with Dalton Hilliard tallying 108 points, it was the first time since 1982 Morten did not lead the club in scoring...first time in five years he was not selected for the Pro Bowl...booted a pair of field goals on seven occasions, converted three of five in 22-19 triumph at Buffalo 12/10, including a 22-yard game-winner with 1:53 to play, the eighth game-winner in his career...missed extra point at Rams, 10/22, snapped string of 45 straight...kicked a season-long 49-yarder vs. San Francisco 10/8, the first time since 1982 he did not kick one of 50 yards...named NFL Alumni Association's Kicker-of-the-Year. **1988** — Made fourth consecutive Pro Bowl appearance after leading Saints in scoring with 110 points...hit on 26 of his 36 field goals on the season...hit two game-winners, vs. Dallas (49 yards 10/3) and vs. Atlanta (30 yards 12/18)...converted a 51-yarder vs. Raiders 10/23...hit a pair of field goals five times, a trio twice, made good on four of five for Saints only points, vs. Giants 11/27. **1987** — Became NFL's most proficient kicker all-time, surpassing the minimum number of successful field goals (100) for consideration...had his best scoring season ever, with 121 points, led NFL kickers in scoring...was perfect 18-18 from inside 40 yards, hit 28 of 36 field goals overall...perfect 37-37 in PATs...hit five field goals against San Francisco 10/25 to tie team record he established 12/1/85 vs. Rams, but missed 52-yarder at game's end that would have given Saints a win in 24-22 thriller...was four of four in season's final week, vs. Green Bay, including a season-long of 52 yards...also booted four (5 atts.) at San Francisco, 11/15, including a 40-yard game-winner with 1:06 to play. **1986** — Had team-record 20 straight successful field goals broken against Washington 10/5...hit 26 of 30 field goals (86.7%), best in NFL...was three of three on three occasions (at Jets 10/26, vs. San Francisco 11/2, at St. Louis 11/16)...season long of 53 yards came in the Jets contest. **1985** — Scored over 100 points for first time in his career with 120, a club record at the time...was 3-4 from outside 50 yards, and 31-35 overall, leading to his first Pro Bowl appearance...hit season-long field goal of 55 yards at Denver 9/15...set club record with five field goals (5 attempts) vs. Rams, 12/1...was three of three on three occasions. **1984** — Hit field goal (53 yds) on last play at Cleveland 10/28 to win game 16-14, booted three of three that day. **1983** — Hit game-winners on last play against Chicago (41 yards 9/18), at Atlanta (35 yards 10/9) and at Philadelphia (50 yards 12/11)...also kicked a 52-yarder in the Philadelphia game, one of only 23 (29 times) kickers in NFL history to convert a pair of 50-yarders in one contest...was four of four at Atlanta. **1982** — Sprained an ankle in first pro game on opening kickoff, vs. St. Louis 9/12, but missed only one game that year due to players' strike...recovered and played in all seven contests following strike.

COLLEGE: First team All-America as senior by UPI, Walter Camp, and Sporting News...played in 1982 Blue-Gray and Senior Bowl games...also all-academic Midwest as senior with 3.25 GPA...kicked school record 63-yard field goal as senior...had only 17 of 56 kickoffs returned senior season...dual major, communications and German, with minors in marketing and French.

PERSONAL: Attended Ben Davis High School in Indianapolis...came to United States in 1977 as part of a cultural exchange program, never kicked a football until coming to U.S...started playing soccer at age five...speaks four languages (Danish,



German, French, English)... Morten's "Kicks for Kids" program has raised more than \$400,000 for Critical Care at Children's Hospital (\$250 per field goal) since its inception in 1983... has served as an analyst for Danish television, TV 3 ScanSat, in each of the last five Super Bowls... received New Orleans Sports Foundation's Outstanding Sports Citizen Award for 1990... cut top-40 type record "Take It To The Top" with former punter Brian Hansen during 1985 season... appeared in dinner theatre play that ran several weeks during 1985 offseason... single... lives in Harahan.

GAMES PLAYED: (1982, 8); (1983, 16); (1984, 16); (1985, 16); (1986, 16); (1987, 12); (1988, 16); (1989, 16); (1990, 16); (1991, 16); (1992, 16); (1993, 16); (1994, 16). Totals 196. **PLAYOFF GAMES PLAYED:** (1987, 1); (1990, 1); (1991, 1); (1992, 1). Totals 4.

STATISTICS

Year	PAT	1-19	20-29	30-39	40-49	50+	Tot.	LG	BK	Pts.
1982	6-6	-	-	1-1	1-3	0-1	2-5	45	0	12
1983	37-38	2-2	8-8	3-4	2-6	3-4	18-24	52	2	91
1984	34-34	-	9-9	4-5	5-10	2-3	20-27	53	1	94
1985	27-29	-	4-5	13-14	11-12	3-4	31-35	55	0	120
1986	30-30	1-1	11-11	6-7	6-6	2-5	26-30	53	0	108
1987	37-37	3-3	6-6	9-9	8-12	2-6	28-36	52	0	121
1988	32-33	1-1	11-12	8-11	3-6	0-4	20-29	49	1	104
1989	44-45	-	7-8	10-11	3-6	0-4	20-29	49	1	104
1990	29-29	-	5-5	5-6	8-12	3-4	21-27	52	1	92
1991	38-38	-	6-6	11-13	6-9	2-4	25-32	60	0	113
1992	33-34	-	10-10	8-10	8-11	3-3	29-34	52	0	120
1993	33-33	2-2	7-7	7-7	11-14	1-5	28-35	56	-	117
1994	32-32	-	9-9	11-14	8-10	0-6	28-39	48	4	116

Totals 412-418 9-9 93-96 96-112 82-119 22-53 302-389 60 10 1318

Playoffs

Year	PAT	1-19	20-29	30-39	40-49	50+	Tot.	LG	BK	Pts.
1987	1-1	-	-	-	1-1	-	1-1	40	0	4
1990	0-0	-	-	1-1	1-3	-	2-4	47	1	6
1991	2-2	-	-	1-1	1-1	-	2-2	45	0	8
1992	2-2	-	-	1-1	1-1	-	2-2	42	0	8
Totals	5-5	0-0	0-0	3-3	4-6	0-0	7-9	47	1	26

Additional Stats: Kickoffs/Touchbacks (922/379): 1982, 27/9; 1983, 73/30; 1984, 65/21; 1985, 74/28; 1986, 70/32; 1987, 74/38; 1988, 73/29; 1989, 82/30; 1990, 66/30; 1991, 79/43; 1992, 81/40; 1993, 76/35; 1994, 82/14.

Career-Highs

FG Attempts: 7 vs. San Francisco, 10/25/87
 FG Made: 5 vs. Rams, 12/1/85
 5 vs. San Francisco, 10/25/87
 5 vs. Atlanta, 12/13/92
 5 at Atlanta, 12/11/94
 Extra Points: 6 vs. Denver, 11/20/88
 Points: 17 vs. Rams, 12/1/85
 Long FG: 60 vs. Chicago, 10/27/91




NFL's All-Time Leading Scorers Still Active

	AT Rank	FGs	PATs	Points
1. Nick Lowery	4	349	512	1,559
2. Eddie Murray	10	298	465	1,359
3. Gary Anderson	11	309	416	1,343
4. Matt Bahr	12	277	495	1,326
5. Morten Andersen	13	302	412	1,318
6. Norm Johnson	16	243	476	1,205

NFL's All-Time Leaders in Field Goals

	Yrs.	FGs
1. Jan Stenerud	19	373
2. Nick Lowery*	16	349
3. George Blanda	26	335
4. Gary Anderson*	13	309
5. Pat Leahy	18	304
Jim Turner	16	304
7. Morten Andersen*	13	302
8. Mark Moseley	16	300
9. Eddie Murray*	15	298

*Still active.



MARIO BATES

Running Back Year With Saints: 2 Year in NFL: 2
 Ht: 6-1 Wt: 217 College: Arizona State
 Born: January 16, 1973 at Tucson, Arizona
 Joined Saints: Draft Choice No. 2, 1994

24

PRO: Was the 44th overall choice, and seventh running back taken in the 1994 draft. A big back, with good speed, acceleration and cut-back abilities. Was the first player ever drafted by the Saints from Arizona State. Contract runs through 1996 with no option. **1994** — Rookie season got off to a slow start for Mario... following the second game of the season, he sustained a broken jaw in an off-field incident, causing him to miss the next five games... in just 11 contests overall, including seven starts, rushed for 579 yards and six touchdowns on 151 carries, becoming the fourth straight rookie in club history and the 10th overall to lead the Saints in rushing... yardage figure was 13th in the NFC and second among conference rookies... returned to action for game 8, vs. Rams, 10/23... two weeks later, in win over Atlanta 11/13, broke loose for 141 yards rushing with a long of 21 and two touchdowns on 22 carries in his first career start... yardage total that day was the 19th best in club history and the ninth-highest figure by a rookie... also caught a season-high three passes for 28 yards in the game... ran for 69 yards and a TD on just 14



attempts, vs. San Francisco 11/28...ran for 96 yards and three touchdowns on 25 rushes the following week, in win at Rams 12/4...three total scores, which all came in the first half, tied a club-record also held by eight others, while the three rushing TDs, equaled a club standard held by five others...had a season-long run of 40 yards, vs. Dallas, 12/19.

COLLEGE: Left school with one year of eligibility still remaining...rushed for 2,025 yards and 14 touchdowns on 420 attempts in his three seasons for the Sun Devils...returned to play in all 11 contests in 1993 after sustaining a torn anterior cruciate ligament in the third game of 1992, an injury that required reconstructive knee surgery...ran for 1,111 yards and eight touchdowns on 246 attempts, all career-high numbers, in '93...rushing average of 101 yards a game was second in the PAC 10 and 20th in the nation...majored in liberal arts.

PERSONAL: Was the Arizona State Player-of-the-Year at Amphitheater High School in Tucson, Arizona...set Class 5A records with 626 carries for 4,836 yards and 61 touchdowns in his three seasons...brother, Michael, a wide receiver with the Seattle Seahawks, was a standout running back and track performer at Arizona, and won a medal at the 1992 Summer Olympics...single...resides in Chandler, Arizona...full name is Mario Doniel Bates.

GAMES STARTED/PLAYED: (1994, 7/11).

Year	RUSHING					RECEIVING				
	No.	Yards	Avg.	LG	TD	No.	Yards	LG	TD	
1994	151	579	3.8	40	6	8	62	14	0	

Additional Stats: Kickoff Returns: 1991, 1-20.0 avg. Fumbles: 1994, 3.

Career-Highs

Rushes: 25 at Rams, 12/4/94
Rushing Yards: 141 vs. Atlanta, 11/13/94
Long Run: 40 vs. Dallas, 12/19/94
Rushing TDs: 3 at Rams, 12/4/94

Receptions: 3 vs. Atlanta, 11/13/94
Receiving Yards: 28 vs. Atlanta, 11/13/94
Long Reception: 14 vs. Atlanta, 11/13/94



DAVID BAVARO

Linebacker Year With Saints: 1 Year in NFL: 4
Ht: 6-1 Wt: 237 College: Syracuse
Born: March 27, 1967 at Danvers, Mass.
Joined Saints: Free Agent, 1995

50

PRO: Was drafted by Phoenix in the ninth-round (225th overall) in 1990. Signed with Buffalo as a Plan B free agent prior to 1991. Signed with Minnesota as a free agent for 1992, and with New England after the fourth game of 1993. Signed with the Saints as a free agent 4/18/95 after the Patriots did not tender him the minimum offer for a restricted free agent. Contract runs through 1996. **1994** — Played in nine games, including five starts for the Patriots at right inside linebacker...recorded 17 total tackles, including a season-high of four twice, vs. San Diego 11/20 (first pro



start) and vs. Jets 12/4...was inactive for seven contests. **1993** — Was released by Minnesota in training camp, 8/30, and signed by New England 9/29...played in 12 games with the Patriots, primarily on special teams, where he tallied six tackles and one fumble recovery...had one stop on defense. **1992** — Signed with the Vikings as a free agent during offseason, but was released in training camp, 8/31...re-signed with Minnesota 11/24 and appeared in the final five contests...action came mostly on special teams, where he registered six tackles. **1991** — Signed with the Bills as a Plan B free agent prior to the season...played in the first two regular season games before being waived, 9/10. **1990** — Played in 15 games as a rookie for the Cardinals...tallied 11 tackles (8 solo)...was waived 9/27 and signed to the practice squad 10/1...activated from practice squad 10/13 and finished the season on the active roster.

COLLEGE: Was a four-year letterman for the Orangemen, during which time he finished as the school's fourth all-time leading tackler with 402...was an All-Big East choice as a senior and an honorable mention selection his junior year...majored in history.

PERSONAL: Was an all-state linebacker at Danvers (Mass.) High School...is the brother of former Giants, Browns and Eagles tight end, Mark Bavaro...single...full name is David Anthony Bavaro.

GAMES STARTED/PLAYED: (1990, 0/15); (1991, 0/2); (1992, 0/5); (1993, 0/12); (1994, 5/9). Totals 5/43. **PLAYOFF GAMES STARTED/PLAYED:** (1992, 0/1); (1994, 0/1). Totals 0/2.

Year	TACKLES		
	Tkl.	Asst.	Tot.
1990 (Phoenix)	8	3	11
1991 (Buffalo)	0	0	0
1992 (Minnesota)	6	0	6
1993 (New England)	12	5	17
Totals	26	8	34

Additional Stats: Fumbles Recovered: 1993, 2. Passes Defensed: 1994, 1.



DEREK BROWN

Running Back Year With Saints: 3 Year in NFL: 3
Ht: 5-9 Wt: 197 College: Nebraska
Born: April 15, 1971 at Banning, California
Joined Saints: Draft Choice No. 4b, 1993

20

PRO: Was the Saints' second-pick in the fourth round, the 109th selection overall and the 14th running back taken in the 1993 draft. Possesses good quickness and cut-back ability. In his first two years, Derek has played an important role as a receiver out of the backfield. Contract runs through 1995 with no option. **1994** — Played in all 16 games, started each of the first nine before giving way to rookie Mario Bates...finished second on the team and 16th in the NFC with 489 yards rushing



and three touchdowns on 146 attempts... became a key part of the passing game, was third on club and first among non-wide receivers with 44 receptions for 428 yards and a TD... rushed for a season-high 86 yards and a TD on 26 carries, vs. Rams 10/23... ran for 81 yards on just 13 attempts, vs. San Diego 10/9, when his 6.2-yard average per carry equaled a career-best... caught a career-high eight passes for 64 yards, at Raiders 11/20... had a career-long 37-yard catch, at Minnesota 11/6... rushed for 42 yards on eight carries and hauled in three passes for 31 yards in season-ending win at Denver, and was awarded a game ball on offense. **1993** — Was thrust into starting spot at halfback in preseason with knee injury to Fred McAfee, and season-ending knee injury to Vaughn Dunbar... opened 12 of the 13 games in which he played, was 10th in the NFC and fifth among NFL rookies with 705 yards rushing and two TDs on 180 attempts... became the third straight rookie and the ninth overall to lead the Saints in rushing... was also fifth on club with 21 receptions for 170 yards and a TD... accounted for his first NFL touchdown, a 2-yard run, in season-opening win over Houston, 9/5... rushed for 125 yards on 25 carries vs. Detroit 9/19, and 106 yards, including a season-long 60-yard run, vs. Green Bay 11/14... was the only Saint to turn in a 100-yard rushing day on the year... overall, led club in rushing on eight occasions... was inactive games 11-13 with a sprained ankle sustained at San Francisco 11/28.

COLLEGE: Left school with one year of eligibility still remaining, sat out 1989... finished his three years with 2,821 yards rushing and 24 TDs on 478 attempts, and 30 receptions for 325 yards and a TD... was a first-team All-Big Eight choice each of his final two years... was the Conference Offensive Player-of-the-Year and an honorable mention All-America selection as a junior in 1992 with 1,024 yards rushing and four TDs on 173 carries... was a third-team All-America pick in 1991 with a career-high 1,323 yards rushing and 14 TDs on 235 attempts... majored in consumer science and education.

PERSONAL: Lettered in football and track at Anaheim Servite High School... as a senior, received the Glenn Davis Award as the top prep player in the Southern California region when he ran for 20 touchdowns and set an Orange County record with 2,400 rushing yards... finished his career as the third-leading rusher in County history with 4,800 yards... single... resides in Kenner... full name is Derek Dernel Brown.

GAMES STARTED/PLAYED: (1993, 12/13); (1994, 9/16). Totals 21/29.

Year	RUSHING					RECEIVING				
	No.	Yards	Avg.	LG	TD	No.	Yards	LG	TD	
1993	180	705	3.9	60	2	21	170	19	1	
1994	146	489	3.3	16	3	44	428	37	1	
Totals	326	1194	3.7	60	5	65	598	37	2	

Additional Stats: Kickoff Returns: 1993, 3-19.3 avg., 23 Long; 1994, 1-3 yards. Fumbles: 1993, 1; 1994, 4.



Career-Highs

Rushes: 25 vs. Detroit, 9/19/93

Rushing Yards: 125 vs. Detroit, 9/19/93

Long Run: 60 vs. Green Bay, 11/14/93

Rushing TDs: 1, 5 different times

Receptions: 8 at Raiders, 11/20/94

Receiving Yards: 64 at Raiders, 11/20/94

Long Reception: 37 at Minnesota,

11/6/94



VINCE BUCK

Defensive Back Year With Saints: 6 Year in NFL: 6

Ht: 6-0 Wt: 198 College: Central State (Ohio)

Born: January 12, 1968 at Owensboro, Kentucky

Joined Saints: Draft Choice No. 2, 1990

26

PRO: The 44th pick overall and fifth defensive back taken in the 1990 draft. Played his first four seasons at cornerback, before moving into free safety spot in 1994. Can still play either position. Contract runs through 1998 with no option. **1994** — Started all 16 games in his first season at free safety... was third on team with a career-high 88 tackles (64 solo)... also came up with an interception, a sack, seven passes defended and a fumble recovery... recorded four tackles, including a sack, and an interception, at San Francisco 9/25... tallied a career-high 10 tackles (7 solo), vs. Atlanta 11/13... had three tackles and a key fumble recovery that led to a field goal in 9-7 win at Tampa Bay, 9/18... registered six tackles, and tied a career-high with four passes defended, in season finale at Denver... also chipped in with six stops on special teams, which ranked 8th on the club. **1993** — Opened all 16 games at LCB, the first time in his career he had started every regular season contest... one of three Saints DBs to start all 16 games, part of a unit that led the NFL in pass defense for the second straight season... recorded 73 tackles on defense, placing him in seventh spot on the club... added two stops on special teams... led team with 15 passes defended, tied for second with two interceptions... also recovered two fumbles, forced a fumble and registered the first three sacks of his career... tallied a season-high nine tackles (8 solo) in win vs. San Francisco, 9/26... had eight tackles, a fumble recovery and a career-best four passes defended at Cleveland 12/5. **1992** — Came back after missing the final three regular season games and playoff contest of 1991 with a pinched nerve in his neck, sustained at San Francisco 12/1... underwent intense offseason strength and rehabilitation program... started season-opener at LCB, and recorded four tackles before leaving game with a knee injury, spent the next six games on injured reserve... in first game back, vs. Tampa Bay 11/1, intercepted a pass... served as safety in nickel and dime packages through final nine games of season... started at San Francisco 11/15 as Saints opened with five DBs, recorded seven tackles including 1/2 a sack... started at strong safety as part of a regular defense, at Jets 12/26... intercepted a pass and returned it 34 yards for his first NFL TD to seal Saints 24-13 win over Miami, 11/29... in 10 games played, including five starts, registered 33 tackles, two interceptions, six passes defended and 1/2 a sack... also saw punt return duty at New England 11/8 when he brought back two for four yards. **1991** — Started all 13 games in which he played at LCB, tied for team-lead with five interceptions... recorded 45 tackles on season, including three on special teams... was also second on club with 15 passes defended and tied for first with three fumble recoveries... picked off two passes vs. Chicago 10/27, and two more the following week, at Rams, becoming the first player in Saints' history to



accomplish that feat...registered a season-high seven tackles, at Kansas City 9/8...sustained a pinched nerve in his neck at San Francisco 12/1, spent the remainder of the season on injured reserve...returned 31 punts for an 8.4-yard average on the year...brought back three punts for a season-high 18.3 norm, including a career-long 52-yard return, vs. Tampa Bay 10/20. **1990** — Began rookie season primarily on special teams, but earned starting role as nickel back by the middle of the schedule...tallied 24 tackles (21 solo), tied for third with 10 passes defended, including three in 20-17 victory over Rams, 12/31...finished second on club with 14 special teams tackles...started only game of season, at Rams 12/9, as Saints opened with five defensive backs, was credited with five tackles (2 on special teams) and a pass break up in the game...recovered a fumble and forced one in win at San Francisco, 12/23...also proved valuable as a punt returner, fielded 37 punts for an 8.2 average...returned three for a season-high 15.3 norm at Dallas, 12/2, returned five for a 12.8 average, including a season-long of 33, against Rams 12/31.

COLLEGE: Set Marauders school record with 30 interceptions, including 10 as a freshman and junior...was an NAIA All-America and Defensive Player-of-the-Year as a senior, when he broke his own school record with 45 punt returns for an 18.1 average...three punt returns went for touchdowns, including a 98-yarder, had four others called back because of penalty...returned 38 punts for a 19.9 norm and three touchdowns as a junior...established school record with four interceptions in a game his freshman year...played in Hula Bowl and East-West Shrine game...majored in secondary education.

PERSONAL: Lettered three seasons as a defensive back and two years at running back at Owensboro (Kentucky) High School...also did the pole vault in track...is active with the Boys and Girls Club of New Orleans...in 1994, through "Buck's Buddies", donated \$150 for every interception and \$75 for each tackle to aid at-risk kids...married (Erika) with son (Vincent Lamont, Jr. 9/4/94)...lives in Kenner... full name is Vincent Lamont Buck.

GAMES STARTED/PLAYED: (1990, 1/16); (1991, 13/13); (1992, 5/10); (1993, 16/16); (1994, 16/16). Totals 51/71. **PLAYOFF GAMES STARTED/PLAYED:** (1990, 0/1); (1992, 0/1). Totals 0/2.

Year	TACKLES			INTERCEPTIONS				PUNT RETURNS				
	Tkl	Asst	Tot.	No.	Yds.	LG	TD	No.	FC	Yds.	Avg.	LG
1990	35	3	38	0	0	—	0	37	8	305	8.2	33
1991	43	2	45	5	12	12	0	31	13	260	8.4	52
1992	27	7	34	2	51	34t	1	2	4	4	2.0	3
1993	61	14	75	2	28	28	0	None				
1994	70	24	94	1	0	0	0	None				
Totals	236	50	286	10	91	34t	1	70	25	569	8.1	52
Playoffs												
1990	4	1	5	None				1	0	2	2.0	2
1992	0	1	1	None				None				
Totals	4	2	6	0	0	0	0	1	0	2	2.0	2



Additional Stats: Passes Defensed (53): 1990, 10; 1991, 15; 1992, 6; 1993, 15; 1994, 7. Fumbles Recovered (7): 1990, 1; 1991, 3; 1992, 2; 1994, 1. Forced Fumbles (2): 1990, 1; 1993, 1. Kickoff Returns: 1990, 3-38 yards. Fumbles: 1990, 1. Sacks (4.5-27 yards): 1992, 0.5-0 yards; 1993, 3-24 yards; 1994, 1-3 yards.

Career-Highs

Tackles: 10 vs. Atlanta 11/13/94 Interceptions: 2 vs. Chicago, 10/27/91
Solo Tackles: 8 vs. S.F., 9/26/93 2 at Rams, 11/3/91
Passes Defensed: 4 at Cleveland, 12/5/93 Yards on INTS.: 34 vs. Miami 11/29/92
at Denver 12/24/94 Long Return: 34t vs. Miami, 11/29/92



HERMAN CARROLL

Defensive End Year With Saints: 2 Year in NFL: 2
Ht: 6-4 Wt: 265 College: Mississippi State
Born: June 20, 1971 at Natchez, Mississippi
Joined Saints: Draft Choice No. 5a, 1994

74

PRO: Was the first of two fifth-round picks by the Saints in 1994 (142nd overall). A good athlete with a lot of speed and quickness. Contract runs through 1996. **1994** — Saw limited action in rookie season, only playing time came in the final four games... was inactive for eight games, including each of the first seven.

COLLEGE: Registered 148 tackles, including seven for loss, and eight sacks in four years for the Bulldogs...became a full-time starter in his senior season when he opened 10 games at defensive end, and recorded 80 tackles, including six for loss, five sacks, two forced fumbles, two fumble recoveries and five passes defended... started four games as a sophomore and two contests his junior season... majored in sociology.

PERSONAL: Played defensive end and fullback, and also handled the punting duties at North Natchez (Miss.) High School... was a second-team All-State performer as a senior when his club finished as the runner-up in the state playoffs... also lettered in basketball and track... single... lives in Kenner... full name is Herman Carroll, Jr.

GAMES STARTED/PLAYED: (1994, 0/4).

SUPERDOME FACTS

Total Land Area52 acres
Height273 feet
Diameter680 feet clear span
Concrete169,000 cubic yards
Structural Steel20,000 tons
Air Conditioning9,600 tons
Convention Rooms40
Restrooms88

Private Box Suites137
Parking Garages5,000 cars, 250 buses
Lighting15,200 fixtures
Electric Wiring400 miles
Aluminum Sidingmore than 500,000 sq. ft.
Area of Roof9.7 acres
Escalators32
Elevators9 passenger, 1 freight



RICHARD COOPER

Tackle Year With Saints: 6 Year in NFL: 6
Ht: 6-5 Wt: 290 College: Tennessee
Born: November 1, 1964 at Memphis, Tenn.
Joined Saints: Free Agent, 1989

71

PRO: Went to camp with Seattle in 1988, was released. Signed by the Saints as a free agent in 1989, spent the entire '89 season on developmental squad while making change to offensive line. Had played on defensive line throughout high school and college. Excellent athlete who has developed into a solid NFL tackle. Contract runs through 1995 with no option. **1994** — Made smooth transition to right tackle after playing on the left side each of his first four seasons...opened the first 14 contests, did not miss an offensive snap over the first 12 weeks...sat out several plays at Rams 12/4 with a thigh injury...sustained a dislocated elbow in first quarter, at Atlanta 12/11...was inactive the following week, vs. Dallas, 12/19, snapping a string of 49 straight starts...was placed on injured reserve for season finale...was awarded an offensive game ball in win at Rams, 12/4. **1993** — Started all 16 games at left tackle and did not miss an offensive snap...was awarded a game ball in win over Detroit 9/19. **1992** — Claimed starting left tackle spot in training camp and never lost it...opened all 16 contests at LT, was spelled briefly in each by Chris Port...part of a line that yielded an NFL-low 15 sacks. **1991** — After learning trade as offensive lineman for only two years, stepped in and started 11 games at left tackle...subbed for an injured Kevin Haverdink in each of the first four games, moved into starting role for fifth contest, at Atlanta 9/29...kept that spot through 12th week, vs. Atlanta 11/24, until nagging injuries bothered him near end of season...sprained an ankle in the Falcons contest and did not play the following week at San Francisco...came back and opened the final three regular season games and playoff contest at LT. **1990** — Made tremendous strides in first season of competition as an offensive lineman after spending entire football career on the defensive side...saw brief action at left tackle vs. Detroit 10/28, subbing for an injured Haverdink...left game shortly afterwards with a pulled hamstring...started in Haverdink's spot at Rams 12/9 and showed good promise.

COLLEGE: Lettered four years for the Vols...was a three-year starter at defensive end, where he earned All-SEC honors his junior year...majored in communications.

PERSONAL: Attended Melrose High School in Memphis, Tennessee where he played defensive end, outside linebacker and some on the offensive line...was the state champion in the shot put and discus as a junior and senior...prior to joining Saints in 1989, worked for a brief time as a security guard at a Tennessee State Penitentiary in Memphis...established a non-profit scholarship fund in 1994 at George Washington Carver High School in New Orleans, which provides five \$5,000 scholarships each year, and \$10,000 to develop a day care center at the school...married (Karen) with daughter (Amber Rebecca 8/31/94)...resides in Kenner...full name is Richard Warren Cooper.



GAMES STARTED/PLAYED: (1990, 1/2); (1991, 11/15); (1992, 16/16); (1993, 16/16); (1994, 14/14). Totals 58/63. **PLAYOFF GAMES STARTED/PLAYED:** (1991, 1/1); (1992, 1/1). Totals 2/2.



JEFF DAVIDSON

Guard/Tackle Year With Saints: 2 Year in NFL: 5
Ht: 6-5 Wt: 305 College: Ohio State
Born: October 3, 1967 at Akron, Ohio
Joined Saints: Free Agent, 1994

76

PRO: Was selected by Denver as the first of two fifth-round draft choices in 1990. Played in 42 games, including 30 starts, for the Broncos from 1990-92. Was released by Denver 8/30/93 and signed by the Saints as a free agent during '94 offseason. Has played extensively at both tackle and guard in his NFL tenure. Contract runs through 1995 with no option. **1994** — Spent the first seven games of the season on the 53-man roster, was inactive for each...was placed on injured reserve 10/17 with a shoulder injury for which he underwent surgery. **1992** — Opened all 16 games at left guard. **1991** — Started 14 regular season games and both playoff contests at left tackle. **1990** — Played in 12 games in his rookie season, all as a reserve lineman.

COLLEGE: Was an All-Big 10 performer and an honorable mention All-America choice as a senior for the Buckeyes...was a four-time letterman and team captain his senior year...played in the East-West Shrine Game...majored in mechanical engineering.

PERSONAL: Was a two-time all-state tackle at Westerville (Ohio) North High School, where he also earned Parade Magazine All-America honors...lettered three times in football, four times in track and once in baseball...father, Jim, was an All-America tackle at Ohio State in 1964 and a first-round draft choice of the Buffalo Bills in 1965...brother, Jim Jr., also played at Ohio State in 1985...married (Judy)...resides in River Ridge...full name is Jeffrey John Davidson.

GAMES STARTED/PLAYED: (1990, 0/12); (1991, 14/14); (1992, 16/16). Totals 30/42. **PLAYOFF GAMES STARTED/PLAYED:** (1991, 2/2)

PRONUNCIATION GUIDE

Lee DeRamus... duh RAY mus
 Jim Dombrowski... dum BROW skee
 Tyrone Legette... Luh GET
 Craig Novitsky... no VIT skee
 Doug Nussmeier... NUSS my uhr
 Shane Pahukoa... pow uh KOH uh
 Steve Rhem... REM
 Timm Rosenbach... RO zin bah
 Natu Tuatagaloa... nah TOO TOO a TAG a LOW uh
 Jeff Uhlenhake... you lun HAKE
 Mike Verstegen... ver STAY gun



ERNEST DIXON

Linebacker Year With Saints: 2 Year in NFL: 2
Ht: 6-1 Wt: 240 College: South Carolina
Born: October 17, 1971 at York, Colorado
Joined Saints: Free Agent, 1994

56

PRO: A hard-hitting linebacker with good speed. Contract expired in 1994, subject to developments. **1994** — Was one of five rookie free agent to make Saints' opening-day roster...played in 15 games, including one start...opened at left outside linebacker in place of an injured Darion Conner, vs. Rams 10/23...saw spot duty on defense for most of the season, and came up with three stops...excelled on special teams where he tied for fifth with seven tackles, including three at Tampa Bay 9/18 when he was awarded a game ball in the kicking game...was inactive vs. Atlanta 11/13 with a pulled hamstring.

COLLEGE: Spent one year at Fork Union Military Academy in Virginia before enrolling at South Carolina, where he played 1990-93...registered 182 tackles in his career, including 11 tackles for loss and 8.5 sacks...was a first-team All-SEC pick as a senior...earned a sack against Louisiana Tech in his junior season of 1992, when he beat Willie Roaf, the only sack Roaf yielded as a senior...played in the Blue-Gray and East-West Shrine Games...earned degree in psychology.

PERSONAL: Attended Fort Mill (South Carolina) High School...is third cousins of Cleveland Browns linebacker Gerald Dixon...single...spent offseason in New Orleans, where he participated in club's conditioning program...full name is Ernest James Dixon.

GAMES STARTED/PLAYED: (1994, 1/15).



JIM DOMBROWSKI

Guard Year With Saints: 10 Year in NFL: 10
Ht: 6-5 Wt: 300 College: Virginia
Born: October 19, 1963 at Williamsville, N.Y.
Joined Saints: Draft Choice No. 1, 1986

72

PRO: Sixth player and first offensive lineman selected in the 1986 draft. A tackle by trade, slowly moved into guard spot in middle of the 1989 campaign after spending first 3 1/2 years at tackle. Can still go back to tackle in a pinch. Has played in 122 straight games, tied with Morten Andersen for longest current streak on the club and second overall in club history. 125 games played overall is 16th on the Saints' all-time chart. Possesses quick feet, is an excellent run blocker, has improved his pass blocking each year with the Saints. Intelligent player who prepares well. Contract runs through 1997 with no option. **1994** — Returned to starting lineup and opened all 16 games at left guard and did not miss an offensive snap...had one of his best seasons as a pro, and was one of the most productive offensive lineman on the team



according to the coaching staff...was awarded an offensive game ball in three of the seven wins. **1993** — Appeared in all 16 games, marked the first time in the last six years he did not serve as a starter...opened two contests on the year, at LG vs. Rams 12/12 in place of an injured Chris Port, and at LG at Philadelphia 12/26 with injury to Joel Hilgenberg...saw action as a reserve at LG in each of the 14 games he did not start. **1992** — Started all 16 games for fifth consecutive year...was the only offensive lineman to take part in every offensive snap, the third straight year he had done that...was part of a line that yielded a league-low 15 sacks. **1991** — Started all 16 games at LG, one of only two offensive linemen (Stan Brock) to open every contest...played every offensive snap for the second consecutive season...allowed only 1.5 sacks on the season, including a string of 12 straight without yielding one...versatility proved valuable as he filled in at LT spot in second half at Phoenix 12/22...part of a line that allowed just 19 sacks, second fewest in the NFL. **1990** — Started all 16 games, spent first full season at guard, as he and Kevin Haverdink gave Saints a solid left side...one of four Saints starting offensive linemen to line up for every snap...also part of a line that yielded only 20 quarterback sacks, second fewest in the NFL. **1989** — Opened all 16 contests, began first nine games at familiar left tackle spot, was moved inside to left guard for remainder of season following injury to Brad Edelman...one of Saints' most effective linemen despite the fact he played the first three games with a cast to protect a thumb he injured during the preseason. **1988** — Had his most productive season as a pro to that point following rigorous offseason conditioning program in which he gained strength and stamina, and in the process dropped about ten pounds...started all 16 games at left tackle, one of only two Saints' offensive linemen to start every game (C Steve Korte)...added quickness as a result of offseason program was apparent on the field. **1987** — In what was, effectively, his rookie season, started 10 games at left tackle...missed first two games of season (knee sprain)...learned on-the-job. **1986** — Showed tumultuous ability, earned starting spot at left tackle...broken bone in his foot early in game three, at San Francisco 9/21, ended his season...played the rest of the game with the broken foot.

COLLEGE: Consensus All-America selection his senior season and All-ACC three years...one of 12 Lombardi Award nominees as a senior, one of only two offensive linemen nominated...recipient of NCAA Top Six Award based on academics/athletics/leadership...started 45 consecutive games for Cavaliers...played in Hula and Senior Bowls...holds degree in biology, played final year of college football as a graduate student.

PERSONAL: Attended Williamsville (New York) South High School...serves as honorary chairman for the annual "Pole Bowl" bowling tournament which benefits "A Child's Wish"...married (Sandy) with daughter (Carter Elizabeth 2/23/89) and sons (Matthew James 6/11/91 and John Alexander 6/29/93)...family lives in Mandeville...full name is James Matthew Dombrowski.

GAMES STARTED/PLAYED: (1986, 3/3); (1987, 10/10); (1988, 16/16); (1989, 16/16); (1990, 16/16); (1991, 16/16); (1992, 16/16); (1993, 2/16); (1994, 16/16). Totals 111/125. **PLAYOFF GAMES STARTED/PLAYED:** (1987, 1/1); (1990, 1/1); (1991, 1/1); (1992, 1/1). Totals 4/4.



VAUGHN DUNBAR

Running Back Year With Saints: 4 Year in NFL: 4
Ht: 5-10 Wt: 204 College: Indiana
Born: September 4, 1968 at Fort Wayne, Indiana
Joined Saints: Draft Choice No. 1, 1992

32

PRO: The 21st player overall and third running back selected in the 1992 draft. Possesses excellent breakaway speed and strength. Contract expired in 1994, subject to developments. **1994** — Came back following intense rehabilitation from reconstructive knee surgery... played in eight games, primarily on kickoff return team where he had one return for 28 yards... that return set up game-winning field goal in 33-32 victory over Atlanta, 11/13... rushed for nine yards on three carries on the year, all in the Falcons game... dressed but did not play in two contests, was inactive for six, including each of the final four. **1993** — What was supposed to be a promising sophomore season, ended in the third preseason game... sustained a torn anterior cruciate ligament in his knee against the Green Bay Packers in Madison 8/14... underwent reconstructive surgery 8/25, spent the entire season and offseason rehabilitating. **1992** — Became the second straight rookie to lead the Saints in rushing, and eighth overall, with 565 yards and three touchdowns on 154 carries... rushing total placed him 14th in the NFC, and second among NFL rookies and first-year players, trailing only San Francisco's Ricky Watters... rushed for 85 yards on 16 carries, including a 25-yard run that set up Saints' only touchdown in 10-7 win at Atlanta 9/20... rushed for 70 yards (22 atts.) including first career TD, a 1-yard run, at Detroit 10/4... ran for a season-high 91 yards (13 atts.) and a TD in win at Rams 12/13... rushing total that day was the most by a Saint in 1992... caught nine passes for 62 yards on the year, and saw periodic duty as a kickoff returner, brought back 10 for an 18.7-yard average with a long of 27.

COLLEGE: Transferred to Indiana after two years at Northeastern Oklahoma A&M Junior College, where he was a National Junior College Athletic Association All-American as a sophomore... finished as the Hoosiers' third all-time leading rusher with 3,029 yards and 25 touchdowns on 614 carries... was an All-America as a senior when he ran for 1,805 yards and 12 touchdowns... was second in the nation as a senior in rushing (154.5 yards/game) and all-purpose yardage (201.1 yards/game)... rushed for more than 100 yards in 11 of 12 games in 1991, including a career-high 265-yard, three-TD performance against Missouri... majored in general studies.

PERSONAL: Lettered four years in football at Fort Wayne (Ind.) High School... was the Gatorade High School Player-of-the-Year in Indiana as a senior in 1986 when he rushed for 2,568 yards and 40 touchdowns... that rushing total is the second-highest figure in Indiana prep history... attended the same high school as Pittsburgh Steelers cornerback Rod Woodson... single... resides in Metairie... full name is Vaughn Allen Dunbar.

GAMES STARTED/PLAYED: (1992, 8/16); (1994, 0/8). Totals 8/24. **PLAYOFF GAMES STARTED/PLAYED:** (1992, 0/1).



Year	No.	RUSHING					No.	RECEIVING			TD
		Yards	Avg.	LG	TD			Yards	LG		
1992	154	565	3.7	25	3		9	62	13		0
1994	3	9	3.0	3	0		None				
Totals	157	574	3.7	25	3		9	62	13		0

Playoffs

1992	4	28	7.0	24	0		4	49	35		0
------	---	----	-----	----	---	--	---	----	----	--	---

Year	No.	KICKOFF RETURNS				
		Yards	Avg.	LG	TD	
1992	10	187	18.7	27	0	
1994	1	28	28.0	28	0	
Totals	11	215	19.5	28	0	

Playoffs

1992	2	48	24.0	28	0	
------	---	----	------	----	---	--

Additional Stats: Fumbles: 1992, 3.

Career-Highs

Rushes: 22 at Detroit, 10/4/92
 Rushing Yards: 91 at Rams, 12/13/92
 Long Run: 25 at Atlanta, 9/20/92
 Rushing TDs: 1, 3 different times
 Receptions: 2 at Detroit, 10/4/92
 2 at New England, 11/8/92
 Receiving Yards: 20 at Detroit, 10/4/92
 Long Reception: 13 at San Francisco, 11/15/92



QUINN EARLY

Wide Receiver Year With Saints: 5 Year in NFL: 8
Ht: 6-0 Wt: 190 College: Iowa
Born: April 13, 1965 at West Hempstead, N.Y.
Joined Saints: Plan B Free Agent (San Diego), 1991

89

PRO: Signed by the Saints as a Plan B free agent from San Diego during the 1991 offseason. A hard worker who has improved his speed and strength since joining the Saints. Is seventh on Saints' all-time list with 189 receptions, sixth with 2,671 yards and fifth with 17 receiving touchdowns. Enters 1995 having caught a pass in 49 of his last 52 games. Originally selected in the third round (60th player overall) by San Diego in the 1988 draft. Contract runs through 1995 with no option. **1994** — Broke out for the most productive season of his NFL career... led team, was sixth in the NFC with 82 receptions, the second-highest total ever by a Saint... 894 receiving yards was 14th in the conference and second on the squad... tied for second on team with four touchdowns... along with Michael Haynes (77 rec.), was part of the third-most productive wide receiver tandem in the NFL... hauled in eight passes for



101 yards in season-opener, vs. Kansas City 9/4... also tied a career-high with eight catches, at San Francisco 9/25 (79 yards), at Minnesota 11/6 (69 yards) and at Denver 12/24 (56 yards)... accounted for a TD catch in three straight games (5-7)... had a catch in 15 of 16 games. **1993** — Turned in the finest performance of his NFL stint up to that point, established career-highs in receptions (45), receiving yardage (670) and touchdowns (6)... yardage total was second on the team and 20th in the NFC, 45 catches were second on club, and six touchdowns marked a team-high... caught a pass in 14 of 16 games, with at least two in each of the first 10 contests... both receptions at Atlanta 9/12 went for touchdowns (18 and 42 yards), tying a career-high... grabbed a career-high eight passes (94 yards) and a TD vs. Atlanta 10/24... caught a career-long 63-yarder for a TD, from Mike Buck, at Pittsburgh 10/17 when he totaled 92 yards on three receptions... tied a club-record, also held by Lonzell Hill and Dalton Hilliard, with a TD catch in four straight games (6-9)... accounted for a season-high 98 yards on four receptions vs. Giants 12/20... had seven catches of 25 yards or more, most on the team... also rushed for 32 yards on two carries on the year. **1992** — Started all 16 games for first time in NFL career, finished third on club with 30 catches for 566 yards and five touchdowns... 18.9-yard average per reception led team and was the most by a Saint since Tyrone Young averaged 20.6 (29-597) in 1984... stepped forward as big play receiver, had eight catches for more than 25 yards, caught a pass in all 16 games... only reception at Atlanta 9/20, was an 11-yarder for Saints' only TD in 10-7 victory... hauled in three passes for a season-high 62 yards, including TDs of nine and 39 yards, at New England 11/8... caught two passes for 85 yards, including a season-long 59-yarder for a TD, at Phoenix 10/18... caught seven passes for 93 yards and a touchdown in playoff game vs. Philadelphia 1/3. **1991** — A welcomed addition to Saints' receiving corps... in first season with club, started 12 of the 15 games in which he played, was third on team with 32 receptions for 541 yards and two touchdowns, doubling his total from the previous two seasons with the Chargers... 16.9-yard average per catch was a team-high... caught a pass in all but two games he played in, was inactive vs. San Francisco 11/10 with a sprained knee... caught three passes for 65 yards, including a 45-yard scoring catch, at Kansas City 9/8... caught a season-high five passes (85 yards) vs. Minnesota 9/22... accounted for first 100-yard receiving day of career, vs. Raiders 12/16, when he snared four passes for 127 yards... also hauled in a 38-yard TD reception against former team, at San Diego 11/17. **1990** — Played in 14 games with four starts for Chargers, finished year sixth on team with 15 catches for 238 yards. **1989** — Earned starting job by second week of season, but a sprained knee in the fourth game put him on injured reserve for the next 10 weeks... limited to just 11 catches for 126 yards on the year... came back for final two games, and caught a season-high four passes for 38 yards in finale. **1988** — Started 10 games for Chargers in rookie season, and caught a pass in 15 of 16 contests... finished season tied for fifth on team with 29 receptions for 375 yards, led receivers with four touchdowns... caught a season-high five passes (51 yards) in first career outing, at Raiders 9/4... also ran for a career-long 37 yarder in the Raiders game... tallied a season-high 63 yards (3 receptions, 1 TD) at Kansas City 9/25.

COLLEGE: Caught 104 passes for 1,819 yards and 13 touchdowns in four years for Hawkeyes... led Big 10 with a 22.3-yard average per catch as a junior... a third team All-America choice his senior season... received degree in commercial art.



PERSONAL: Received all-state honors in track, and all-county accolades in football and basketball as a senior at Great Neck (N.Y.) South High School... talented artist, produced illustrations for Saints 1993 media guide and schedule card, University of Iowa media guide, and a commemorative poster for the Iowa football program... also produced a "Pride of New Orleans" poster, the proceeds which went to benefit the Leukemia Society of America's Patient-Aid and Research Programs... spends much of free time sketching action portraits of teammates... also enjoys martial arts... married (Casandra) with sons (Quinn Cameron 4/8/90 and Chance 3/1/93)... family lives in San Diego... full name is Quinn Remar Early.

GAMES STARTED/PLAYED: (1988, 10/16); (1989, 3/6); (1990, 4/14); (1991, 12/15); (1992, 16/16); (1993, 15/16); (1994, 13/16). Totals 73/99. Totals with Saints 56/63. **PLAYOFF GAMES STARTED/PLAYED:** (1991, 1/1); (1992, 1/1). Totals 2/2.

Year	No.	RECEIVING			
		Yards	Avg.	LG	TD
1988 (San Diego)	29	375	12.9	38t	4
1989 (San Diego)	11	126	11.5	21	0
1990 (San Diego)	15	238	15.9	45t	1
1991	32	541	16.9	52	2
1992	30	566	18.9	59t	5
1993	45	670	14.9	63t	6
1994	82	894	10.9	33	4
Totals	244	3410	14.0	63t	22
Totals with Saints	189	2671	14.1	63t	17
Playoffs					
1991	5	41	8.2	12	0
1992	7	93	13.3	20	1
Totals	12	134	11.2	20	1

Additional Stats: Rushing (18-136 yards, 37 Long): 1988, 7-63 yards, 37 Long; 1989, 1-19 yards; 1991, 3-13, 6 Long; 1992, 3-(-1) yards, 7 Long; 1993, 2-32 yards, 26 Long; 2-10 yards, 8 Long. Kickoff Returns: 1991, 9-168 yards, 18.7 avg., 34 Long. Fumbles (4): 1988, 1; 1991, 2; 1993, 1.

Career-Highs

Receptions: 8, 5 different times TDs: 2 at New England, 11/8/92
Yards Receiving: 127 vs. Raiders, 12/16/91 2 at Atlanta, 9/12/93
Long Rec: 63t at Pittsburgh, 10/17/93

SAINTS TRAINING CAMPS

1967-1969 — Cal Western University, San Diego, Calif.
1970 — Bowling Green University, Bowling Green, Ohio
1971-1973 — Southern Mississippi University, Hattiesburg, Miss.
1974, 1976-1984 — Dodgertown, Vero Beach, Fla.
1975 — Nicholls State University, Thibodaux, La.
1985 — Louisiana Tech University, Ruston, La.
1986-1987 — Southeastern Louisiana University, Hammond, La.
1988-1994 — University of Wisconsin-La Crosse, La Crosse, Wis.



TORY EPPS

Defensive Tackle Year With Saints: 1 Year in NFL: 6
Ht: 6-1 Wt: 280 College: Memphis
Born: May 28, 1967 at Uniontown, Pennsylvania
Joined Saints: Unrestricted Free Agent, 1995
(Chicago)

79

PRO: Was originally selected by Atlanta in the eighth round of the 1990 draft (195th overall). Signed with Chicago 11/9/93 after being released by the Falcons. Besides proving as a steady performer on defense in his five NFL seasons, Tory has excelled on special teams, where he has blocked four field goals in his career. Signed a two-year contract with the Saints as an unrestricted free agent, 4/27/95. **1994** — Appeared in six games in his first full season with the Bears, was inactive for 10 contests...recorded four tackles on the year, including a sack, at Miami 11/13. **1993** — Started the season with Atlanta...played in two games and was inactive for three with the Falcons before being waived 10/14...signed by San Diego 10/20 and released by the Chargers 10/29...signed with the Bears 11/9, played in three games and was inactive for five. **1992** — Started five of the 16 games in which he played and tallied 54 tackles...had a season-high six stops on three occasions...also forced a fumble and recovered one. **1991** — Played in all 16 games, opened two, and registered 60 tackles...only sack of the year came at Kansas City, 9/1...blocked a field goal on the year, vs. San Francisco 11/3. **1990** — Started 15 contests at nose tackle after beating out incumbent Tony Casillas...tallied 84 tackles and three sacks, including one in each of the 49ers games...had a career-high nine stops twice, at Pittsburgh 11/14 and vs. San Francisco 10/14...blocked three field goals on the year, including two at San Francisco, 9/23...also had one vs. Phoenix, 12/9...was named to numerous all-rookie teams.

COLLEGE: Began his college career as a linebacker before being moved to nose tackle midway through his freshman year...finished with 240 tackles, including 24 for loss.

PERSONAL: Was conference MVP and Defensive Player-of-the-Year as a linebacker at Uniontown (Pa.) High School...single...full name is Torreon Douglas Epps.

GAMES STARTED/PLAYED: (1990, 15/16); (1991, 2/16); (1992, 5/16); (1993, 0/5); (1994, 0/6). Totals 22/59. **PLAYOFF GAMES STARTED/PLAYED:** (1991, 0/2). Totals 0/2.

Year	TACKLES			SACKS	
	Tkl	Asst	Tot.	No.	Yards Lost
1990 (Atlanta)	39	45	84	3	21
1991 (Atlanta)	26	34	60	1	5
1992 (Atlanta)	16	38	54	None	
1993 (Atl.-Chi.)	None			None	
1994 (Chicago)	3	1	4	1	10
Totals	84	118	202	5	36



Additional Stats: Fumbles Recovered (2): 1991, 1; 1992, 1. Forced Fumbles: 1992, 1. Passes Defensed (4): 1990, 2; 1991, 1; 1992, 1. Blocked Kicks (4): 1990, 3 field goals; 1991, 1 field goal.



JIM EVERETT

Quarterback Year With Saints: 2 Year in NFL: 10
Ht: 6-5 Wt: 212 College: Purdue
Born: January 3, 1963 at Albuquerque, N.M.
Joined Saints: Trade (Rams), 1994

17

PRO: Was selected by Houston in the first-round (3rd overall) of the 1986 draft. Traded to the Rams 9/18/86 for DE William Fuller, G Kent Hill, first and fifth-round draft choices in 1987, and a first-round pick in 1988. Acquired by the Saints from the Rams 3/18/94 for a 1995 7th-round draft choice. A durable quarterback with a strong arm. Has missed just one game in his NFL career as a result of an injury. Stands in first spot on the Rams' all-time list for pass attempts (3,277), completions (1,847) and yards (23,758). Is second in touchdown passes (142) and completion percentage (56.4%). Holds the five highest single-season passing yardage totals in club history. Passing yardage total of 4,310 in 1989 is 14th most in NFL history. Streak of five straight seasons with 3,000 yards passing (1988-92), is fourth longest in NFL history, trailing only Dan Marino (9, 1984-92), John Elway (7, 1985-91) and Boomer Esiason (6, 1985-90). Six overall seasons with 3,000 yards is tied with Dan Fouts for 7th-most in league history. Entering 1995, Jim is in 28th spot on the NFL's all-time chart for passing yardage (27,613), 23rd for completions (2,193), and tied for 37th in TD passes (164). Has put together 23 300-yard passing games in his career, 49 multiple TD games and 17 contests with three or more scores. Contract runs through 1999. **1994** — After not seeing action in five of the final six games with the Rams in '93, Jim rebounded with a performance that ranked as one of his finest as a pro, and the best-ever by a Saint...started all 16 games for the sixth time in his career, and established club single-season records for completions (346), attempts (540), completion percentage (64.1%), passing yardage (3,855), total yards (3,890) and QB rating (84.9)...became just the third quarterback in team history (6th time) to account for a 3,000-yard season...had three 300-yard games, including a 376-yard effort against Washington in week 2, when he fell 1-yard shy of Archie Manning's club-record of 377...that output represented the third-highest of his career...31 completions in the Redskins game tied a career-high...had eight multiple TD games, including a season-high three in season ending win at Denver, 12/24, in which he threw for 343 yards and completed 85.2% of his passes (23-27), the second-best rate of his career...tossed a 75-yard TD pass to Torrance Small in the Broncos game, the fifth longest in Saints history...again matched a career-high for completions (31), at San Francisco 9/25, when his 55 pass attempts also marked a personal-best and broke the previous team record held by Manning...tossed a season-long 78-yard completion for a TD to Michael Haynes, in win at Atlanta, 12/11, tying the second-longest of his career and the fourth longest in Saints history. **1993** — Opened nine of the 10 games in which he appeared, completed 135 of 274 for 1,652 yards with eight TDs and 12 INTs...made 100th career start at Houston 9/26, connected on 19 of 28 for 316 yards and three TDs in 28-13 victory,



and was named NFC Offensive Player-of-the-Week...threw for 294 yards and two TDs, including the two longest passing plays of the season (56 and 60 yards), at Atlanta 10/14. **1992** — Started all 16 games for fifth consecutive season, completed 281 of 475 for 3,323 yards with 22 TDs and 18 INTs...yardage and touchdown totals were both third-best in the NFC...set a team-mark when he connected on 85.7% of his passes (18-21) in win over Giants 10/18...completed 83.3% of his passes (20-24) three weeks earlier, at San Francisco 10/4...was named NFC Offensive Player-of-the-Week when he hit on 25 of 38 for 342 yards and three TDs in 51-27 come-from-behind victory at Tampa Bay 12/6...threw for four scores and 253 yards at Atlanta 11/1 when he connected on 22 of 33, including a string of 14 straight completions...also had streak of 13 consecutive completions the following week, vs. Phoenix...put together six multiple TD games on the season. **1991** — Led the NFC in pass attempts (490) and completions (277), was second in passing yardage (3,438)...had four 300-yard passing games, including a season-high of 346 vs. Saints 11/3...had three multiple TD performances...threw for 329 yards and three TDs on 26 of 37 passing vs. Kansas City 11/10...completed 16 straight passes in the Chiefs game. **1990** — Became the first Rams QB to play in the Pro Bowl since Pat Haden in 1977...completed 307 of 554 for 3,989 yards with 23 TDs and 17 INTs...pass attempts marked a club-record, yardage total was first in NFC and second in NFL, touchdown passes were third-most in NFC...had a touchdown pass in the first eight games of the season, extending his club-record streak of games with a TD pass to 14...hit on 18 of 25 for 269 yards and four TDs at Tampa Bay 9/16, threw for 372 yards and a pair of TDs two weeks later, vs. Cincinnati...tossed for 302 yards and three TDs in win over Atlanta 10/21 and was named NFC Offensive Player-of-the-Week...connected on 22 of 29 for 261 yards and four TDs at Cleveland 12/2, tallied 365 yards the following week vs. Saints...had four 300-yard passing games and seven multiple TD days on the year. **1989** — Became the first quarterback in Rams history, and the 11th in NFL history to that point, to throw for more than 4,000 yards as he finished second in the NFL with 4,310 yards...completed 304 of 518 for an NFL-high 29 touchdowns, was third in the league with a rating of 90.6...threw for 368 yards and three TDs on 28 of 35 passing, including 14 consecutive completions, in victory vs. Indianapolis 9/17...set a club-record when he connected on 18 straight pass attempts vs. Giants 11/12, when he was named NFC Offensive Player-of-the-Week...completed 31 of 51 for 454 yards as he led Rams back from a 17-3 fourth quarter deficit to a 20-17 overtime win at Saints 11/26...attempts and completion totals in that game are second-most in team history, yardage figure is third-best...came back the next week and hit on 27 of 37 for 341 yards and four TDs in win at Dallas...had four 300-yard passing games and a career-best 10 multiple touchdown outings during regular season...was 25 of 44 for 315 yards and two TDs in 19-13 overtime win in divisional playoff game at Giants 1/7. **1988** — Started all 16 games for the first time in his career, hit on 308 of 517 for 3,964 yards with 31 TDs and 18 INTs...passing yardage, touchdowns, completions and attempts established Rams single-season records...touchdown total led NFL, completion mark of 59.6% was second-best in team history and fourth among NFL starters that year...tied a team-record with five touchdown passes in 45-31 win at Giants 9/25...put together a career-best five 300-yard passing games, including a season-high 377 on 24 of 45 at Philadelphia 11/6...had three or more TDs in a game five times, including four in season-ending win at San Francisco 12/18...had two or more TDs in a game nine times...89.2 passer rating was second in NFC and fourth in NFL...was named NFC Offensive Player-of-the-Month for September when he completed 63 of



103 for 739 yards with nine TDs and two INTs, and a passer rating of 104.0 in four outings. **1987** — Started all 11 games in which he appeared, missed the season finale with a bone chip in his ankle sustained vs. Dallas 12/21...completed 162 of 302 for 2,064 yards with 10 TDs and 13 INTs on the year...connected on 20 of 26 for 324 yards with two TDs, including a career-long 81-yard scoring pass, at Detroit 12/6. **1986** — Appeared in six games with five starts for the Rams, hit on 73 of 147 for 1,018 yards with eight TDs and eight INTs...opened each of the final five regular season games, and playoff contest at Washington, 12/28...first NFL action came vs. New England 11/16 when he completed 12 of 19 for 193 yards and three TDs in a reserve role...hit for a season-long 60-yard scoring pass, at Jets 11/30.

COLLEGE: Finished sixth in the Heisman Trophy balloting as a senior when he completed 285 of 450 (63.3%) for 3,651 yards with 23 TDs and 11 INTs...for his career, connected on 572 of 965 for 7,411 yards with 43 TDs and 33 INTs...career completion mark of 59.3% is best in school history...earned degree with a major in business and a minor in computer science.

PERSONAL: Attended El Dorado High School in Albuquerque, New Mexico, where he lettered four times in football, basketball, wrestling and golf...was an all-state quarterback and safety his senior season when he led school to a 13-0 mark and the state AAAA title...only played quarterback his final year of high school...was captain of golf and football teams, and a member of the National Honor Society...since arriving in New Orleans has donated much of his free time to the Louisiana Special Olympics...during '94 offseason, served as honorary captain for the Louisiana Special Olympics state games...in 1994, through a program known as "Jim Everett's Winning Connection", Jim personally contributed \$500 to the Special Olympics for every TD pass he threw...married (Christin) with daughter (Alexa Leigh 4/10/94)...enjoys playing golf in his spare time...wears no. 17 in recognition of the day he was informed he would be a Saint, March 17...resides in Coto De Caza, California...full name is James Samuel Everett III.

GAMES STARTED/PLAYED: (1986, 5/6); (1987, 11/11); (1988, 16/16); (1989, 16/16); (1990, 16/16); (1991, 16/16); (1992, 16/16); (1993, 9/10); (1994, 16/16). Totals 121/123. **PLAYOFF GAMES STARTED/PLAYED:** (1986, 1/1); (1988, 1/1); (1989, 3/3). Totals 5/5.

Saints Single-Season Records Established by Jim Everett in 1994 (Old Record)

Passing Yards: 3,855 (3,716 by Archie Manning in 1980)
Pass Attempts: 540 (509 by Archie Manning in 1980)
Completions: 346 (309 by Archie Manning in 1980)
Completion Percentage: 64.1 (62.9 by Bobby Hebert in 1989)
Passer Rating: 84.9 (82.9 by Bobby Hebert in 1987 and 1992)
Most Running & Passing Plays: 555 (532 by Archie Manning in 1980)
Most Total Yards: 3,890 (3,882 by Archie Manning in 1980)



Year	PASSING						RUSHING			
	Att.	Comp.	Yds.	Int.	LG	TD	No.	Yds.	LG	TD
1986 (Rams)	147	73	1018	8	60t	8	16	46	14	1
1987 (Rams)	302	162	2064	13	81t	10	18	83	16	1
1988 (Rams)	517	308	3964	18	69t	31	34	104	19	0
1989 (Rams)	518	304	4310	17	78t	29	25	31	13t	1
1990 (Rams)	554	307	3989	17	55t	23	20	31	15	1
1991 (Rams)	490	277	3438	20	78	11	27	44	10	0
1992 (Rams)	475	281	3323	18	67t	22	32	133	22	0
1993 (Rams)	274	135	1652	12	60t	8	19	38	14	0
1994	540	346	3855	18	78t	22	15	35	14	0
Totals	3817	2193	27613	141	81t	164	206	545	22	4

Playoffs

1986 (Rams)	18	9	136	2	45	1	1	12	12	0
1988 (Rams)	45	19	247	3	29	2	2	8	6	0
1989 (Rams)	113	59	737	6	55	4	9	27	13	0
Totals	176	87	1120	11	55	7	12	47	13	0

Additional Stats: Sacked (204-1,470 yards): 1986, 5-29 yards; 1987, 17-139 yards; 1988, 28-197 yards; 1989, 29-214 yards; 1990, 30-198 yards; 1991, 30-200 yards; 1992, 26-204 yards; 1993, 18-125 yards; 1994, 21-164 yards. Fumbles (46): 1986, 2; 1987, 2; 1988, 7; 1989, 4; 1990, 4; 1991, 12; 1992, 5; 1993, 7; 1994, 3.

Career-Highs

Attempts: 55 at San Francisco, 9/25/94	TDs Passing: 5 at Giants, 9/25/88
Completions: 31 3 different times (twice in 1994)	Interceptions: 4, 3 different times
Comp. Pct: 85.7% vs. Giants, 10/18/92	Rushes: 7, 2 different times
Yards Passing: 454 at N.O., 11/26/89	Yards Rushing: 41 vs. N.O., 12/13/92
Long Pass: 81t at Detroit, 12/6/87	Long Run: 22 vs. N.O., 12/13/92

JIM EVERETT 1994

Game	PASSING						TD
	Att.	Comp.	Yds.	Int.	LG	TD	
vs. K.C., 9/4	37	26	326	2	30	2	2
vs. Wash., 9/11	46	31	376	1	26	2	2
@T.B., 9/18	19	10	108	0	31	0	0
@S.F., 9/25	55	31	291	2	29	1	1
vs. NYG, 10/2	30	20	249	1	59	1	1
@Chi., 10/9	39	22	209	1	18t	1	1
vs. S.D., 10/16	35	24	210	0	25	2	2
vs. Rams, 10/23	26	17	206	0	30t	1	1
@Minn., 11/6	36	24	256	1	37	2	2
vs. Atl., 11/13	36	28	276	3	33	2	2
@Raiders, 11/20	44	28	262	1	29	2	2
vs. S.F., 11/28	25	13	147	2	52	0	0
@Rams, 12/4	22	13	161	1	33	1	1
@Atl., 12/11	31	18	273	0	78t	2	2
vs. Dall., 12/19	32	18	162	3	18	0	0
@Den., 12/24	27	23	343	0	75t	3	3
Totals	540	346	3855	18	78t	22	22



ROBERT GOFF

Defensive Tackle Year With Saints: 6 Year in NFL: 8

Ht: 6-3 Wt: 280 College: Auburn

Born: October 2, 1965 at Rochester, New York

Joined Saints: Trade (Tampa Bay), 1990

91

PRO: Tampa Bay's fourth-round draft choice in 1988 (83rd pick overall). Traded to the Saints 9/3/90 for a 10th-round draft choice in 1991. Has ability to play either end spot or inside along the defensive front. Is tied with four others for first spot on the Saints' all-time list with two fumble recoveries returned for touchdowns. Contract runs through 1995 with no option. **1994** — Played in all 16 games, action came strictly as a reserve... finished the year with 20 tackles (17 solo) and two passes defended... tallied a season-high four tackles twice, vs. Kansas City 9/4 and vs. San Francisco 11/28... contest vs. Atlanta 11/13 marked the 100th of his NFL career. **1993** — Registered a career-high 49 tackles, which placed 11th on the team... played in all 16 contests, started games 6-8 at nose tackle in place of an injured Les Miller, opened at right end in games 9-15 in place of an injured Frank Warren... also recorded two sacks and a pass defended on the year... came up with a career-high 13 tackles, at Pittsburgh 10/17, as he opened at NT, his first start in three years. **1992** — Played in all 16 games for the first time since his rookie season of 1988... saw time in a reserve role along line, but turned in a pair of big plays... picked up a Jim Harbaugh fumble following a Rickey Jackson sack vs. Chicago 9/13, and ran 19 yards for his first pro touchdown to give Saints 21-6 lead in 28-6 victory... against Miami 11/29, scooped up a Dan Marino fumble after a Pat Swilling sack, and went 28 yards for a score to put Saints ahead 17-10 in 24-13 win... became the first Saint to return two opponent fumbles for touchdowns in one season, and the second to do it in a career (Tommy Myers)... two touchdowns off opponent fumbles tied 21 others for most in a season in NFL history... tallied nine tackles and three fumble recoveries on the year. **1991** — Again served as an important member of defensive line at inside spot... played in 15 games, saw time in Saints' rotating defensive line scheme, recorded 19 tackles... only two sacks of season came in back-to-back contests, vs. Rams 9/15 and vs. Minnesota following week... also defended a pass and forced a fumble... was inactive at San Diego 11/17 with ankle and groin injuries... was awarded a defensive game ball at Phoenix 12/22 when he registered a season-high four tackles. **1990** — Inactive opening week of the season, started 10 of the final 14 games at nose tackle... tallied 22 tackles, including a season-high five vs. Tampa Bay 11/11... recovered a fumble and returned it 13 yards to help preserve 21-7 victory at Cincinnati 11/4. **1989** — Moved into starting role after the trade of Ron Holmes... started all 12 contests in which he appeared, injuries kept him out of four games... in back-to-back efforts, vs. Chicago 10/8 and Detroit 10/15, tallied a total of 10 tackles and three sacks... registered a career-high two sacks in the Lions game... was inactive for three games with a thigh injury. **1988** — Was used mainly as a backup until injury to Holmes... started final five games at right end spot and recorded 19 tackles and two sacks during that stretch... credited with a career-best six stops, at New England 12/11.

COLLEGE: Transferred to Auburn following two seasons at Butler County (Kansas)



Junior College...played both defensive tackle and nose tackle for the Tigers...recorded 41 tackles, including six for loss and three sacks, as a senior in 1987...played in the Senior Bowl where he was coached by Jim Mora and the Saints' staff.

PERSONAL: All-district and all-county choice at defensive tackle as a senior at Bayshore High School in Bradenton, Florida...goes by the name of "Pig", given to him as a child by his oldest brother...married (Salena)...lives in Bradenton during offseason...full name is Robert Lamar Goff.

GAMES STARTED/PLAYED: (1988, 6/16); (1989, 12/12); (1990, 10/15); (1991, 0/15); (1992, 0/16); (1993, 9/16); (1994, 0/16). Totals 37/106. Totals with Saints 19/78. **PLAYOFF GAMES STARTED/PLAYED:** (1990, 1/1); (1991, 0/1); (1992, 0/1). Totals 1/3.

Year	TACKLES			SACKS	
	Tkl	Asst	Tot.	No.	Yards Lost
1988 (Tampa Bay)	17	7	24	2	14
1989 (Tampa Bay)	22	9	31	4	35
1990	19	3	22	0	0
1991	14	5	19	2	7
1992	9	0	9	None	
1993	33	16	49	2	9
1994	17	3	20	None	
Totals	131	43	174	10	65
Playoffs					
1990	6	0	6	None	
1991	0	0	0	None	
1992	1	0	1	None	
Totals	7	0	7	0	0

Additional Stats: Fumbles Recovered (8-60 yards, 2 TDs): 1988, 3; 1989, 1; 1990, 1-13 yards; 1992, 3-47 yards, 2 TDs. Forced Fumbles (1): 1991, 1. Passes Defensed (6): 1988, 1; 1990, 1; 1991, 1; 1993, 1; 1994, 2.

Career-Highs

Tackles: 13 at Pittsburgh, 10/17/93 Sacks: 2 vs. Detroit, 10/15/89
Solo Tackles: 11 at Pittsburgh, 10/17/93

1995 POSTSEASON GAME SCHEDULE

Saturday, Dec. 30 — AFC and NFC First-Round Playoffs (ABC)
Sunday, Dec. 31 — AFC and NFC First-Round Playoffs (NBC and FOX)
Saturday, Jan. 6 — AFC and NFC Divisional Playoffs (NBC and FOX)
Sunday, Jan. 7 — AFC and NFC Divisional Playoffs (NBC and FOX)
Sunday, Jan. 14 — AFC and NFC Championship Games (NBC and FOX)
Sunday, Jan. 28 — Super Bowl XXX at Sun Devil Stadium, Tempe, Arizona (NBC)
Sunday, Feb. 4 — AFC-NFC Pro Bowl at Honolulu, Hawaii (ABC)



JIM HANNA

Defensive Tackle Year With Saints: 2 Year in NFL: 2
Ht: 6-4 Wt: 275 College: Louisville
Born: August 10, 1971 at West Palm Beach, Fla.
Joined Saints: Free Agent, 1994

98

PRO: Was one of five rookie free agents to make Saints' 1994 opening-day roster. Contract runs through 1995 with no option. **1994** — Played in seven games, primarily on special teams...was credited with one tackle on defense...dressed but did not play in four contests and was inactive for four, including games 13-15 with turf toe...was placed on injured reserve 12/22 for the final game of the season with the injury.

COLLEGE: Finished four-year career with 195 tackles, including 19 for loss and 14 sacks...was a three-year starter, including his junior season when he started all 11 games, registered 71 tackles, including seven for loss, and was named the Cardinals' Most Outstanding Defensive Lineman...majored in finance and pre-med.

PERSONAL: Played defensive line and tight end at Forest Hill High School in West Palm Beach, Florida...also performed in the shot put and the discus on the track team...single...returned to Louisville this past offseason to pursue undergraduate degree...full name is Jimmy Glenn Hanna.

GAMES STARTED/PLAYED: (1994, 0/7).



RICHARD HARVEY

Linebacker Year With Saints: 1 Year in NFL: 6
Ht: 6-1 Wt: 242 College: Tulane
Born: September 11, 1966 at Pascagoula, Mississippi
Joined Saints: Unrestricted Free Agent (Denver), 1995

52

PRO: Selected by Buffalo in the 11th-round (305th overall) of the 1989 draft. Spent all of 1989 on injured reserve with a shoulder injury. Signed by New England as a free agent for 1990, was released following the 1991 regular season opener with the Patriots. Signed by Buffalo during 1992 offseason. Joined Denver in 1994 as an unrestricted free agent. Signed with the Saints as an unrestricted free agent 4/3/95. Hard hitting player who has stood out on special teams in his five NFL seasons. Contract runs through 1996. **1994** — Played in all 16 games, including one start at left linebacker, vs. San Diego 10/23, when he replaced an injured Mike Croel...came up with a season-high nine tackles in the 20-15 win over the Chargers...overall, tallied 21 tackles and two passes defensed on defense, and six stops on special teams. **1993** — Appeared in 15 games for Buffalo, mostly on special teams...registered four tackles on defense, and eight stops and a forced fumble on special teams...added one tackle on defense and two on special teams in three playoff games. **1992** — Tallied six tackles in 11 games in his first season with the Bills...was inactive for five contests. **1991** — Waived by New England 9/2, a day



following the season opener. **1990** — Played in all 16 games, including nine starts, and finished the year with 52 tackles...recorded a career-high 11 stops, vs. Washington 12/15.

COLLEGE: Concluded his four-year career with 313 tackles and four interceptions for the Green Wave...majored in mechanical engineering.

PERSONAL: Was an all-state, all-district and all-conference choice at Pascagoula (Miss.) High School...father, Richard Sr., was a defensive back for the Saints in 1971 after being acquired in a trade with Philadelphia...married (Regina) with son (Richard, Jr. 8/5/90)...family resides in Moss Point, Miss...full name is Richard Clemont Harvey.

GAMES STARTED/PLAYED: (1990, 9/16); (1991, 0/1); (1992, 0/11); (1993, 0/15); (1994, 1/16). Totals 10/59. **PLAYOFF GAMES STARTED/PLAYED:** (1992, 0/1); (1993, 0/3). Totals 0/4.

Year	TACKLES		
	Tkl.	Asst.	Tot.
1990 (New England)	33	19	52
1992 (Buffalo)	4	2	6
1993 (Buffalo)	5	7	12
1994 (Denver)	15	12	27
Totals	57	40	97

Additional Stats: Fumbles Recovered: 1992, 1. Forced Fumbles: 1993, 1. Passes Defensed: 1994, 2.



MICHAEL HAYNES

Wide Receiver Year With Saints: 2 Year in NFL: 8

Ht: 6-0 Wt: 184 College: Northern Arizona

Born: December 24, 1965 at New Orleans, Louisiana

Joined Saints: Transition Free Agent (Atlanta), 1994

81

PRO: Originally drafted by Atlanta in the seventh round (166th overall) in 1988. Signed by the Saints to an offer sheet 3/6/94 after the Falcons made him a transition player. Atlanta opted not to match offer 3/13. Possesses excellent speed, is one of the most dangerous deep threats in the league. Stands in fourth spot on Atlanta's all-time chart with 4,066 receiving yards, fifth with 254 receptions and third with 33 touchdowns. Scored two TDs in a game nine times during his stay in Atlanta. Has put together 10 100-yard receiving games in his career. Has had 15 receptions in his career of over 50 yards, eight of which have gone for touchdowns, and 66 catches of 20 yards or more. In seven seasons, has fumbled just once. Contract runs through 1997 with no option. **1994** — With the need for speed, the Saints receiving corps was bolstered by Haynes, one of the fastest players in the league...started all 16 games in which he played for the third time in his career...his 77 receptions were second on the team behind Quinn Early's 82, tied for 11th in the NFC and were the



third-most in Saints history...985 receiving yards led team and was also 11th in the conference...along with Early's total, the two were the most productive wide receiver tandem in team history, and third in the NFL in 1994...five touchdowns tied for second on squad...was the only Saint to catch pass in all 16 games...equaled a career-high with eight receptions (84 yards), at Chicago 10/9...hauled in six for 84 yards, including a 34-yarder for a TD, at Minnesota 11/6...accounted for the 10th 100-yard receiving game of his career in his return to Atlanta, 12/11, when he grabbed five passes for 103 yards, including a 78-yard TD, the fourth-longest of his career and fourth longest in New Orleans history...also rushed four times for 43 yards with a long of 15 on the season. **1993** — Started all 16 games in which he played, was third on the team and eighth in the NFC with 72 receptions...778 receiving yards ranked second on club and 13th in the conference...also had four TD receptions...established a career-high with eight catches (55 yards) at Houston 12/5...only 100-yard receiving day of season came against Saints, 9/12, when he hauled in seven passes for 182 yards, the third-highest yardage total of his career...had a 98-yard TD reception from Bobby Hebert in that game, the longest in Falcons history and one of two TDs on the day, his only multiple TD game of the year. **1992** — Finished third in the NFL with 16.8-yard average per catch (48-808)...10 TD receptions were second on club and tied for fourth in NFL...started all 14 contests in which he played, missed two games with a sprained shoulder sustained at Washington 9/13...scored on an 89-yard touchdown catch from Chris Miller in the Redskins game before suffering the injury, the longest passing play in team history to that point...caught five passes for 113 yards at Tampa Bay 12/13, one of two 100-yard receiving days on the year. **1991** — Started all 16 games for the first time in his career, led the NFL with a 22.4-yard average per catch on 50 receptions for 1,122 yards and a career-best 11 TDs...yardage total was first on the club and the fourth-highest figure in team history to that point...averaged 44.9 yards per catch on his 11 touchdowns...tied a club-record with five 100-yard receiving games...caught six passes for 187 yards and a pair of TDs, including an 80-yarder for a score, at Saints 11/24...recorded five receptions for 148 yards and two TDs at Dallas 12/22...tallied six receptions for 144 yards and two TDs, including a 61-yarder for a score, in playoff game at Saints 12/28. **1990** — Played in 13 games with 10 starts, missed three contests with a variety of injuries including a fractured hand, ankle sprains, a thigh bruise and a knee sprain...caught 31 passes for 445 yards...had long reception of 60 yards, at Detroit 9/16...had a season-high four catches twice, tallied a season-best 70 yards receiving, vs. Philadelphia 11/18. **1989** — Caught 40 passes for 681 yards and four TDs as he started 11 of the 13 games in which he played...caught six passes for a career-high 190 yards, including a 72-yard TD catch, vs. Washington 12/17...finished with a pair of scores in the Redskins game. **1988** — Averaged 17.8 yards on 13 catches, four of which were touchdowns...caught game-winning scores at Philadelphia 10/30 (49 yards) and vs. Tampa Bay 11/27 (37 yards)...accounted for his first career two-touchdown game in the Eagles contest.

COLLEGE: Was originally a walk-on at Eastern Arizona Junior College, where he played two years...played cornerback and kick returner his first year before being moved to offense as a sophomore, when he played halfback and wide receiver...transferred to Northern Arizona where he finished with 49 receptions for 835 yards and nine TDs in two seasons...averaged 26.9 yards on 22 kickoff returns as a senior, produced a 25.7-yard norm on 36 returns in his two years at NAU...also ran



track and was the Big Sky Conference's 100 and 200 meter champion as a senior when he competed in the NCAA Championships...qualified for the 100 meters at the 1988 Olympic Track and Field Trials in Indianapolis.

PERSONAL: Never played football at Joseph Clark High School in New Orleans, instead played the trumpet in the school's band...enjoys listening to music and playing basketball and racquetball in his spare time...has participated in the NFL's "Fastest Man" competition, where he finished second by one-hundredth of a second to the Rams' Alexander Wright in 1993...in 1994, donated \$100 for every touchdown he scored to the Children's Miracle Network...also made regular visits to children's wards at area hospitals...this past offseason, served as honorary team captain at the Louisiana Special Olympics State Summer Games held in New Orleans...single...makes offseason home in Alpharetta, Georgia...full name is Michael David Haynes.

GAMES STARTED/PLAYED: (1988, 5/15); (1989, 11/13); (1990, 10/13); (1991, 16/16); (1992, 14/14); (1993, 16/16); (1994, 16/16). Totals 88/103. **PLAYOFF GAMES STARTED/PLAYED:** (1991, 2/2).


Year	No.	RECEIVING			TD
		Yards	Avg.	LG	
1988 (Atlanta)	13	232	17.8	49t	4
1989 (Atlanta)	40	681	17.0	72t	4
1990 (Atlanta)	31	445	14.4	60	0
1991 (Atlanta)	50	1122	22.4	80t	11
1992 (Atlanta)	48	808	16.8	89t	10
1993 (Atlanta)	72	778	10.8	98t	4
1994	77	985	12.8	78t	5
Totals	331	5051	15.3	98t	38

Playoffs					
1991	7	159	22.7	61t	2

Additional Stats: Kickoff Returns: 1988, 6-18.8 avg., 25 Long. Rushing (8-78 yards, 21 Long); 1989, 4-35 yards, 21 Long; 1994, 4-43 yards, 15 Long. Fumbles: 1994, 1.

Career-Highs

Receptions: 8 at Houston, 12/5/93
at Chicago, 10/9/94
Yards Receiving: 190 vs. Washington, 12/17/89
TDs: 2, 9 different times
Long Reception: 98t vs. New Orleans, 9/12/93



TYRONE HUGHES

Cornerback/Kick Returner Year With Saints: 3
Year in NFL: 3

Ht: 5-9 Wt: 175 College: Nebraska
Born: January 14, 1970 at New Orleans, Louisiana
Joined Saints: Draft Choice No. 5, 1993

33

PRO: Still learning trade at cornerback after a college career in which he spent most of his time as a wide receiver. After just two seasons, has become one of the most dangerous return men in the NFL. Holds five Saints career records including longest punt return (83t), most punts returned for touchdowns (2), most kickoffs returned for



touchdowns (3), most combined returns for touchdowns (5) and most fumbles returned for touchdowns (2). Possesses 4.4 speed. Was the 137th player selected overall in the 1993 draft. Contract runs through 1996. **1994** — Followed up sensational rookie season with a record-setting performance...set or tied six club single-season records, and two NFL marks, including most kickoff returns (63) and kickoff return yards (1,556)...was 6th in NFC with a 24.7-yard kickoff return average...turned in unbelievable performance in 37-34 win over Rams, 10/23, when he made his first NFL start, at right cornerback in place of an injured Carl Lee...set or tied four NFL marks, including most kickoff return yards (304), combined kickoff and punt return yards (347), kickoffs returned for touchdowns (2) and total returns for touchdowns (2)...brought back seven kickoffs for an NFL-record 304 yards, including returns for TDs of 98 and 92 yards...became just the fourth player in NFL history to return two kickoffs for TDs in a game, and the 15th to have two total returns for scores in a game...also came up with the first interception of his career, leading to a field goal...had a key interception at end of first half in win over Atlanta, 11/13, to prevent potential score...put together a punt return mark of 6.8 yards per return on the year...established a club-record with eight kickoff returns (196 yards), vs. San Diego 10/16...played in 15 games overall with five starts, four at RCB and one as part of a six DB set...recorded 36 total tackles (31 solo), two interceptions, seven passes defended and two fumble recoveries...both recoveries went for touchdowns, tying a team career record held by four others, and a single-season mark also held by Pig Goff...86-yard return, vs. San Francisco 11/28, is the longest in team history, surpassing the previous best of 85 yards by Ernie Jackson (vs. Atlanta, 10/15/72)...also had a 42-yard fumble return for a score, at Raiders 11/20...tallied a career-high 10 stops (9 solo), vs. San Francisco 11/28...was inactive with a knee injury, at Rams 12/4. **1993** — Became the fourth rookie in Saints' history to earn a spot in the Pro Bowl, led the NFL in punt returns with a 13.6-yard average, was second in kickoff returns with a 25.1-yard norm...503 punt return yards broke previous club record of 436 set by Jeff Groth in 1981...became first Saint to return two punts for touchdowns in a season and a career, brought one back 74 yards for a score in a 37-6 win at Rams 10/3, returned one 83 yards for a touchdown at Philadelphia 12/26...the 83-yarder is the longest in team history and the third-longest in the NFL in '93...returned a kickoff 99 yards for a touchdown to tie game at Minnesota 11/28, as Saints won 17-14, was named NFC Special Teams Player-of-the-Week...became the first NFL player since the Rams Ron Brown in 1985 to return three kicks for touchdowns in a season...had seven kickoff returns of 30 yards or more, and five punt returns of 20 yards or more...128 total punt return yards against Rams are third-most in Saints history...tallied four tackles on special teams unit on the year...did not see time on defense until final game of season when he was forced into action as a result of injuries...was named to every all-rookie team as a returner, as well as PFWA/Pro Football Weekly All-NFL kickoff returner.

COLLEGE: Played wide receiver for the Cornhuskers until the final four games of his junior season when he was switched to cornerback, a move necessitated by a broken wrist...played both split end and defensive back as a senior, and became the first player in Nebraska modern history to play offense and defense in the same game...was the top return man for the Huskers each of his four seasons, finished career with a 23.4-yard average and a touchdown on 65 kickoff returns, and a 12.3-yard average on 68 punt returns...led the Big Eight in punt returns as a freshman...topped the conference in kickoff returns as a sophomore and junior, set a school-



record with a 29.1-yard average on kickoff returns his sophomore year... also rushed for 80 yards on 33 attempts, and caught 31 passes for 451 yards and a TD in his four seasons... played in the Senior Bowl... earned degree in consumer science.

PERSONAL: Was the Louisiana Offensive Player-of-the-Year as a senior (1987) at St. Augustine High School in New Orleans, when he rushed for 845 yards on 62 carries from his wingback spot, and caught 20 passes for 601 yards... also scored 22 touchdowns, and averaged 40.4 yards on kickoff returns and 14-yards on punt returns... was the first native New Orleanian drafted by the Saints since RB Gill Fenerty (Jesuit HS) was tabbed in the seventh round in 1986... is active in the community, has formed the "Tyrone Hughes Foundation", which raises money to benefit such youth groups as Dryades YMCA, NORD and Big Brothers and Big Sisters... single... resides in River Ridge... full name is Tyrone Christopher Hughes.

GAMES STARTED/PLAYED: (1993, 0/16); (1994, 5/15). Totals 5/31.

KICKOFF RETURNS					PUNT RETURNS						
Year	No.	Yds.	Avg.	LG	TD	No.	FC	Yds.	Avg.	LG	TD
1993	30	753	25.1	99t	1	37	21	503	13.6	83t	2
1994	63	1556	24.7	98t	2	21	8	143	6.8	35	0
Totals	93	2309	24.8	99t	3	58	29	646	11.1	83t	2

TACKLES				INTERCEPTIONS			FUMBLES RECOVERED			
Year	Tkl	Asst	Tot.	No.	Yds.	TD	No.	Yards	LG	TD
1993	4	0	4	None			None			
1994	38	5	43	2	31	0	3	128	86t	2
Totals	42	5	47	2	31	0	3	128	86t	2

Additional Stats: Passes Defensed: 1994, 7. Fumbles: 1994, 7.

Career-Highs

Punt Returns: 5 at Phoenix, 10/31/93	Kickoff Return Yards: 304 vs. Rams, 10/23/94 (NFL record)
Punt Return Yards: 128 at Rams, 10/3/93	Long Kickoff Return: 99t at Minnesota, 11/28/93
Long Punt Return: 83t at Philadelphia, 12/26/93	Combined Kickoff & Punt Return Yards: 347 vs. Rams, 10/23/94 (NFL record)
Kickoff Returns: 8 vs. San Diego, 10/16/94	

SAINTS DRAFT TRIVIA

In 29 college drafts (1967-95), the Saints have selected 408 players from 152 different colleges and universities.

BY POSITIONS: 62 running backs, 53 linebackers, 48 wide receivers, 44 cornerbacks, 33 guards, 32 tackles, 31 safeties and defensive ends, 23 defensive tackles, 21 tight ends, 14 quarterbacks, 8 centers, 5 punters and 3 kickers.

BY COLLEGE: 11 from Southern Cal and Nebraska, 10 from Notre Dame; 8 from Michigan, Missouri, Oklahoma and *Tulane; 6 from LSU, Tennessee and Washington State; 5 from Colorado, Florida, Georgia, Houston, Minnesota, Mississippi, Ohio State, Pittsburgh, San Diego State, Southern, Tulsa, Virginia, West Virginia and Wisconsin.

*Bart Graves (1971), Steve Barrios (1972), Rusty Lachaussee (1972), Tommy Thibodeaux (1974), Mike Truax (1974), Charles Hall (1975), Marvin Lewis (1982), Treg Songy (1985).



JOE JOHNSON

Defensive End Year With Saints: 2 Year in NFL: 2

Ht: 6-4 Wt: 285 College: Louisville

Born: July 11, 1972 at Cleveland, Ohio

Joined Saints: Draft Choice No. 1, 1994

94

PRO: Was the 13th player overall and the fifth defensive lineman taken in the 1994 draft. Was obtained with a choice acquired from the Jets in an exchange of first-round picks. Possesses great strength and leverage. A young player who's still growing. Can play either defense tackle or end in 4-3 base defense. Contract runs through 1997 with no option. **1994** — Opened the season as a reserve, but by week two had earned a starting spot at right end... tied for 10th on the club with 44 tackles (36 solo)... registered five tackles, his only sack of the year and a forced fumble, vs. Giants 10/2... tallied a season-high seven tackles, including a forced fumble that led to a TD, and was awarded a defensive game ball in win at Rams, 12/4... blocked a Chris Boniol 20-yard field goal attempt, vs. Dallas 12/19... was inactive with a bruised knee, vs. Rams 10/23... was a consensus all-rookie selection.

COLLEGE: In three years for the Cardinals, recorded 138 tackles, including 16 for loss, 25 sacks and eight forced fumbles... started every game at right end in a 4-3 scheme his final season, and came up with 17 sacks among 66 tackles, eight of which were behind the line of scrimmage, three forced fumbles and two passes defensed... was redshirted as a freshman, came out of school with one year of eligibility still remaining... majored in computer science.

PERSONAL: Was an all-state, all-conference and all-district selection as an offensive tackle and defensive end at Jennings High School in St. Louis, Missouri... is an avid weightlifter... in his final year at Louisville, drove four miles through a major snowstorm to attend a scheduled workout... single... makes offseason home in St. Louis... full name is Joe T. Johnson.

GAMES STARTED/PLAYED: (1994, 14/15).

Year	TACKLES			SACKS	
	Tkl	Asst	Tot.	No.	Yards Lost
1994	36	8	44	1	7

Additional Stats: Fumbles Recovered: 1994, 1. Forced Fumbles: 1994, 2. Passes Defensed: 1994, 1. Blocked Kicks: 1994, 1 Field Goal.



TYRONE JOHNSON

Wide Receiver Year With Saints: 2 Year in NFL: 2
Ht: 5-11 Wt: 171 College: Western State (Colo.)
Born: September 4, 1971 at Denver, Colorado
Joined Saints: Free Agent, 1994

80

PRO: Was one of five rookie free agents to make club's '94 opening-day roster. Possesses great speed, has been timed at 4.3 in the 40-yard dash. Despite size, has excellent strength. Played with the Rhein Fire of the World League this past spring. Contract runs through 1995 with no option. **1994** — Played in just one game on the year, at Chicago 10/9, when all of his action came on special teams... was inactive for the balance.

COLLEGE: In four years for the Mountaineers, caught 163 passes for 3,717 yards and 35 touchdowns, including a career-high 65 for 1,141 as a senior... hauled in a career-best 12 TDs as a sophomore... was a two-time first-team NCAA Division II All-America... also lettered as a sprinter on the school's track squad, where he was conference champion in the 100 and 200-meter dashes in 1993... majored in communications and theatre, appeared in several school productions.

PERSONAL: Lettered twice in track at Rangeview High School in Aurora, Colorado, where he performed in the 400-meter dash and, the 4x200 and 4x400 relay teams... didn't play football until his senior year... was a standout boxer as a teenager, winning the Golden Gloves title in 1987 and 1988, and the Junior Olympics in 1987... is a cousin of Denver Broncos linebacker Simon Fletcher... single... resides in Aurora... full name is Tyrone Benjamin Johnson.

GAMES STARTED/PLAYED: (1994, 0/1).



SELWYN JONES

Cornerback Year With Saints: 2 Year in NFL: 4
Ht: 6-0 Wt: 185 College: Colorado State
Born: May 13, 1970 at Houston, Texas
Joined Saints: Waivers (Cleveland), 1994

27

PRO: Was Cleveland's seventh-round draft choice in 1992 (177th overall). A smart player with good speed and athletic ability. Contract runs through 1995 with no option. **1994** — Began the season with Cleveland, was inactive for each of the Browns' first five games... was waived 10/12 and claimed by the Saints... appeared in five games with the Saints and tallied 11 tackles and four passes defended, and two more stops on special teams, both at Minnesota 11/6... helped preserve victory over Rams, 10/23, when he tipped a pass into the hands of Jimmy Spencer on the Rams' final drive... started vs. Atlanta 11/13 as part of a six DB set... was inactive for five games. **1993** — Started two of the 11 games in which he played, both at left cornerback... was second on the team with three interceptions, all collected over



the first two weeks... picked off two passes in season-opener, also his NFL debut, vs. Cincinnati 9/5, the first Brown to intercept two passes in his first NFL game since 1971... was inactive for four contests, dressed but did not play in another... recorded 24 tackles and seven passes defended, and a fumble recovery on special teams. **1992** — Spent his entire rookie season on injured reserve with a hip injury sustained in college.

COLLEGE: Is the Rams' career interception leader with 15... was a four-year starter at right cornerback, during which time he amassed 159 total tackles, 26 passes defended, a fumble recovery, a forced fumble and two blocked kicks... majored in industrial technology.

PERSONAL: Was an all-league and All-Greater Houston selection as a senior at Wil-lowridge High School in Missouri City, Texas, the same school that produced Buffalo Bills running back Thurman Thomas... married (Raquel)... resides in Missouri City... full name is Selwyn Aldridge Jones.

GAMES STARTED/PLAYED: (1993, 2/11); (1994, 1/5). Totals 3/16. Totals with Saints 1/5.

Year	TACKLES			INTERCEPTIONS			
	Tkl	Asst	Tot.	No.	Yds.	LG	TD
1993 (Cleveland)	15	9	24	3	0	0	0
1994	11	2	13	None			
Totals	26	11	37	3	0	0	0

Additional Stats: Passes Defended (11): 1993, 7; 1994, 4. Fumbles Recovered: 1993, 1.



TYRONE LEGETTE

Cornerback Year With Saints: 4 Year in NFL: 4
Ht: 5-9 Wt: 177 College: Nebraska
Born: February 15, 1970 at Marion, South Carolina
Joined Saints: Draft Choice No. 3, 1992

43

PRO: The 14th defensive back and 72nd player overall selected in the 1992 draft. Taken with a choice obtained from Tampa Bay in a swap of third-round draft choices. Possesses excellent speed and cover ability. Contract expired in 1994, subject to developments. **1994** — Played in 15 games, including two starts, both Atlanta games when Saints opened with six DBs... registered 32 tackles (30 solo), two passes defended and a sack on the year... was fourth on team with eight tackles on special teams, including three vs. Giants 10/2, when he was awarded a game ball in the kicking game... also had four tackles and a sack on defense in the Giants win, and earned a defensive game ball as well... tallied a career-high nine tackles (all solo), vs. Atlanta 11/13... had six tackles in win at Rams, 12/4, and was awarded a defensive game ball... was inactive vs. Rams 10/23 with a sprained ankle. **1993** — Played in 14 games, started season-opener, vs. Houston 9/5, as part of a six DB set and



recorded five tackles ... tallied nine total stops in limited action on defense during the year ... led team with 10 tackles on special teams, including three vs. Cincinnati 1/2 ... missed games 9-10 with a separated shoulder sustained during practice. **1992** — Played in each of the first eight games of the season, all on special teams, before he strained a hamstring while making a tackle on punt coverage, vs. Tampa Bay 11/1 ... was placed on injured reserve 11/3, and spent the remainder of the season there.


COLLEGE: Played in all 36 games during his three-year career for the Cornhuskers ... was a part-time starter as a junior, opening five games, before moving into starting spot at right cornerback as a senior ... tallied 49 tackles and broke up a team-high 10 passes as a senior, when he was a first team All-Big Eight choice ... intercepted four passes and knocked away 12 more during his career ... majored in general studies.

PERSONAL: Was an all-area defensive back as a junior, and all-area running back as a senior at Spring Valley High School in Columbia, South Carolina ... also lettered in track ... married (Reginene) ... lives Kenner ... full name is Tyrone Christopher Legette.

GAMES STARTED/PLAYED: (1992, 0/8); (1993, 1/14); (1994, 2/15). Totals 3/37.

Year	TACKLES		
	Tkl.	Asst.	Tot.
1992	2	0	2
1993	19	0	19
1994	38	2	40
Totals	59	2	61

Additional Stats: Passes Defensed: 1994, 2. Sacks: 1994, 1-8 yards. Forced Fumbles: 1994, 1.



SEAN LUMPKIN

Safety Year With Saints: 4 Year in NFL: 4
Ht: 6-0 Wt: 206 College: Minnesota
Born: January 4, 1970 at Minneapolis, Minnesota
Joined Saints: Draft Choice No. 4b, 1992

46

PRO: The Saints' second pick of the fourth round in the 1992 draft (106th overall). Has the size and athletic ability to play either strong or free safety. Contract runs through 1995 with no option. **1994** — In first season as a starter, opened 15 of 16 games at strong safety ... was second on the team with 99 total tackles (70 solo) ... also accounted for an interception, five passes defensed, a fumble recovery and a team-high three forced fumbles ... tallied a career-high 12 tackles twice, vs. Kansas City 9/4 (8 solo) and vs. Dallas 12/19 (8 solo) ... only interception of the season, also the first of his career, came at Raiders 11/20 ... chipped in with three tackles on special teams. **1993** — Saw limited action on defense, primarily in short yardage and goal-line situations, recorded three tackles, a pass defensed and a forced fumble ... majority of time came on special teams where he registered four tackles ... was



inactive for each of the final four games with a pulled hamstring sustained at Cleveland 12/5. **1992** — Was brought along slowly in rookie season, saw most of playing time on special teams, where he tied for fourth on the club with five tackles, including two vs. Buffalo 12/20 ... also saw time in short yardage situations ... made key recovery of a Louis Lipps fumble in own end zone, at Detroit 10/4.

COLLEGE: Was a four-year starter for the Golden Gophers, the last three at strong safety ... led the club in tackles and interceptions his final two seasons ... career total of 12 interceptions is tied for the school-record ... also registered five sacks in four years ... earned first team All-Big Ten honors as a senior, and second-team accolades as a junior ... majored in sociology.

PERSONAL: Was an all-state pick as a defensive back and running back at Benilde-St. Margaret's High School in St. Louis Park, Minnesota ... returned to Minnesota this offseason where he earned his degree in sociology ... married (Tika) with son (Sanjay Houston 4/29/94) ... family resides in Kenner ... full name is Sean Franklin Lumpkin.

GAMES STARTED/PLAYED: (1992, 0/16); (1993, 0/12); (1994, 15/16). Totals 15/44. **PLAYOFF GAMES STARTED/PLAYED:** (1992, 0/1).

Year	TACKLES			No.	INTERCEPTIONS		
	Tkl.	Asst.	Tot.		Yds.	LG	TD
1992	6	0	6	None			
1993	6	1	7	None			
1994	73	29	102	1	1	1	0
Totals	85	30	115	1	1	1	0

Additional Stats: Passes Defensed (6): 1993, 1; 1994, 5. Fumbles Recovered: 1994, 1. Forced Fumbles (4): 1993, 1; 1994, 3.



WAYNE MARTIN

Defensive Tackle Year With Saints: 7 Year in NFL: 7
Ht: 6-5 Wt: 275 College: Arkansas
Born: October 26, 1965 at Forrest City, Arkansas
Joined Saints: Draft Choice No. 1, 1989

93

PRO: 19th player taken overall, and third defensive lineman in the 1989 draft behind Burt Grossman (San Diego) and Trace Armstrong (Chicago). Excellent athlete with speed and agility. 40.5 career sacks (265.5 yards lost) places him in a tie for 6th with Derland Moore on the Saints' all-time list. 30.5 sacks since 1992 is ninth-most in the NFL during this three-year stretch. Has started 64 consecutive games, the longest current streak on the team. Contract runs through 1996 with no option. **1994** — Turned in one of his most productive seasons in the NFL and was rewarded with his first Pro Bowl appearance ... finished fourth on the team tackle chart and first among linemen with 73 (59 solo) ... was second on club and 8th in the NFC with 10 sacks for 59 yards lost ... also forced a fumble and batted down a career-high six passes ... tallied a pair of sacks in back-to-back weeks, at San Francisco 9/25



and vs. Giants 10/2...also had two sacks in season-ending win at Denver, 12/24...registered a season-high eight tackles (all solo) in win over Atlanta, 11/13, when he was awarded a game ball on defense...overall on the year, earned defensive game balls on five occasions. **1993** — Although sack total was down from previous season, continued to be Saints' most productive lineman...opened all 16 games at left end for third consecutive season...was eighth on team with 68 tackles, tied for third on club and first among linemen with five sacks...also recovered two fumbles, forced a fumble and knocked away three passes on the year...recorded a season-high eight stops, including a sack, in win at Phoenix 10/31...tallied seven tackles on three occasions. **1992** — Broke out to turn in the finest season of his four-year career...started all 16 games at left end, led the club with 15.5 quarterback sacks, third in the NFC, third-most in club history, and most-ever by a Saints defensive lineman...became the first lineman to lead the Saints in sacks since Jumpy Geathers co-led in 1986...finished fourth on the team tackle chart and first among linemen with 70 total stops, including a career-high 11 in season-opener, at Philadelphia 9/6...tied for fourth on team with a pair of fumble recoveries, led linemen with five passes defended and three forced fumbles, also recovered two fumbles...turned in first two-sack day of his career, at Detroit 10/4, the first of four straight games in which he had a sack...recorded two sacks vs. Miami 11/29, followed that up with a seven-tackle, four-sack performance vs. Atlanta 12/3...the four sacks tied a club-record, was the most by a player in the NFC in 1992, and earned him NFC Defensive Player-of-the-Week accolades...registered a sack in 10 of 16 contests. **1991** — Started all 16 games for first time in three-year career, opening at left end...third among defensive linemen with 22 tackles, led that group with three passes defended, second on the unit with 3.5 sacks (29.5 yards lost)...blocked a John Kidd punt at San Diego 11/17 that was returned 37 yards for a touchdown by Frank Warren...recorded a sack in playoff game, vs. Atlanta 12/28. **1990** — Earned starting spot along defensive front, opened the first seven contests at left end...sustained a broken fibula vs. Detroit 10/28 and was inactive the following three weeks...came back and started the next four games at left end, but sustained a partial tear of the medial collateral ligament in his knee on the first series vs. Pittsburgh 12/16...spent the last two regular season games and the playoff contest at Chicago on injured reserve...tallied 30 tackles, four sacks, three passes defended and a forced fumble on the season. **1989** — Brought along slowly in rookie season, played in all 16 contests with increased action as the season wore on...tallied initial career sack in pro debut, vs. Dallas 9/10...made 18 stops on season, credited with three solo hits vs. Washington 10/1 and at Buffalo 12/10...2.5 sacks were third among Saints' defensive linemen...batted down a pair of passes and recovered two fumbles.

COLLEGE: Started his final three seasons at defensive tackle, earning first team All-America accolades from The Sporting News, AP and UPI as a senior when he registered 13 sacks and 68 tackles, including 18 for loss...led the Razorbacks in sacks each season as a starter, ended career with 25.5 QB drops...holds degree in criminal justice.

PERSONAL: All-America, all-state and all-district tight end and defensive end at Cross County High School in Cherry Valley, Arkansas...was the Saints' recipient of the 1991 Ed Block Courage Award...was the NFL's "Extra Effort" award winner for September of 1993, when he donated \$100,000 to help start up a transitional housing program through St. Vincent De Paul Society in New Orleans, an organization



which helps the homeless in the city...married (Gladys) with son (Wayne, Jr. 10/6/92) and daughter (Whitley 2/1/94)...resides in Kenner... full name is Gerald Wayne Martin.

GAMES STARTED/PLAYED: (1989, 0/16); (1990, 11/11); (1991, 16/16); (1992, 16/16); (1993, 16/16); (1994, 16/16). Totals 75/91.

PLAYOFF GAMES STARTED/PLAYED: (1991, 1/1); (1992, 1/1). Totals 2/2.

Year	TACKLES			SACKS		FUMBLES RECOVERED		
	Tkl	Asst	Tot.	No.	Yards Lost	No.	Yards	TD
1989	13	5	18	2.5	11	2	0	0
1990	24	6	30	4	31	None		
1991	21	1	22	3.5	29.5	1	0	0
1992	53	17	70	15.5	102	2	0	0
1993	55	13	68	5	33	2	0	0
1994	59	14	73	10	59	None		
Totals	225	56	281	40.5	265.5	7	0	0
Playoffs								
1991	1	1	2	1	14	None		
1992	2	0	2	None		1	0	0
Totals	3	1	4	1	14	1	0	0

Additional Stats: Passes Defended (22): 1989, 2; 1990, 3; 1991, 3; 1992, 5; 1993, 3; 1994, 6. Forced Fumbles (7): 1990, 1; 1991, 1; 1992, 3; 1993, 1; 1994, 1. Blocked Kicks: 1991, 1 punt.

Career-Highs

Tackles: 11 at Philadelphia, 9/6/92 Sacks: 4 vs. Atlanta, 12/3/92
Solo Tackles: 8 at Philadelphia, 9/6/92



J.J. MC CLESKEY

Safety Year With Saints: 2 Year in NFL: 2

Ht: 5-7 Wt: 177 College: Tennessee

Born: April 10, 1970 at Knoxville, Tennessee

Joined Saints: Free Agent, 1994

44

PRO: Went to camp with the Saints as a rookie free agent in 1993. Was waived August 24 and signed to the practice squad a week later, where he spent the first 14 games of the season. Was signed to the 53-man roster December 23, and declared inactive for each of the final two contests. **1994** — Was moved from wide receiver to defensive back in training camp, was waived 8/23...re-signed to active roster 9/20...in 13 games, registered a team-high 15 tackles on special teams where he saw all of his action...also forced a fumble and recovered one...recorded a season-high three stops vs Rams 10/23, when he was awarded two game balls, one on special teams and one as a member of the kickoff return unit which set an NFL record with 304 return yards...was also awarded a game ball in the kicking game in win at Rams, 12/4.



COLLEGE: Was originally a walk-on at Tennessee... started as a cornerback before being moved to wide receiver... was named team MVP as a senior for the Volunteers... earned degree in political science, and currently is working towards graduate degree in sports administration.

PERSONAL: Attended Karns High School in Knoxville, Tenn... spends a great deal of free time speaking to schools and other youth groups... single... makes offseason home in New Orleans... full name is Thomas Joseph McCleskey, Jr.

GAMES STARTED/PLAYED: (1994, 0/13).



ANDY MC COLLUM

Center/Guard Year With Saints: 2 Year in NFL: 2
Ht: 6-5 Wt: 270 College: Toledo
Born: June 6, 1970 at Akron, Ohio
Joined Saints: Free Agent, 1994

67

PRO: Played with the Milwaukee Mustangs of the Arena League in the spring of 1994 before going to camp with Cleveland as a free agent. Signed by the Saints off the Browns' practice squad 11/15/94. Played with Barcelona of the World League this past spring. A versatile player who can play both center and guard. Contract runs through 1995 with no option. **1994** — Was with the Saints for the final six games after being signed off Cleveland's practice squad... did not see any action, was inactive for five contests.

COLLEGE: Was an All-MAC performer as a junior and senior... started every game each of his final three seasons... opened nine games at left guard in his freshman season of 1989... was also an Academic All-MAC first-team selection his senior year of 1992 and an honorable mention All-Academic pick in 1991.

PERSONAL: Lettered three times in football and wrestling at Revere High School in Akron, Ohio... was an all-league choice in both sports, second-team all-district in football and a state qualifier in wrestling... married (Christy)... full name is Andrew Jon McCollum.

HOME GROWN TALENT

Linebacker Richard Harvey and wide receiver Terrence Jones have a chance to become the seventh and eighth players from Tulane University ever to play for the Saints, and the first since center James Campen, 1987-88. The others are Ray Hester (1971-73), Mike Walker (1971), Rich Kingree (1973-77), Rusty Chambers (1975-76) and Marvin Lewis (1982). Overall, 55 players in team history played their college ball in Louisiana. The breakdown of that total is as follows: LSU 18, Northwestern Louisiana 8, Grambling State 7, Tulane 6, Southern 5, Louisiana Tech and Nicholls State 4, McNeese State, Northeast Louisiana and Southwestern Louisiana 1. Five coaches in team history attended Louisiana colleges. They are Lynn Amadee (1973, LSU), Buck Buchanan (1976-77, Grambling St.), Ed Khayat (1967-70, Tulane), Lou Riecke (1980, LSU) and Alvin Roy (1976-77, LSU).



DERRELL MITCHELL

Wide Receiver Year With Saints: 2 Year in NFL: 2
Ht: 5-9 Wt: 190 College: Texas Tech
Born: September 16, 1971 at Miami, Florida
Joined Saints: Draft Choice No. 6, 1994

88

PRO: Selected in the sixth round of the 1994 draft (176th overall). A powerfully built player with outstanding speed. Played for the Scottish Claymores of the World League this past spring. Contract runs through 1996 with no option. **1994** — Was one of three rookie wide receivers to make opening day roster... played in 14 of 16 contests, was inactive for two... played mainly on special teams where he recorded three tackles and a fumble recovery... only action as a wide receiver came in consecutive weeks, vs. San Francisco 11/28 and at Rams 12/4... only catch of the season came in the Rams game, a 13-yard reception on third down... also filled in for an injured Tyrone Hughes on punt and kickoff returns in the Rams contest, and brought back two punts for five yards, and three kickoffs for a 24-yard average with a long of 30... on the season fielded three punts for a three-yard average and six kickoffs for a 21.5-yard norm.

COLLEGE: Played for the Red Raiders his junior and senior seasons after transferring from Joliet (Ill.) Junior College... in two years at Tech, caught 91 passes for 1,312 yards and nine touchdowns, and returned 17 kickoffs for a 16.8-yard average... started every game as a senior when he hauled in 48 passes for 688 yards and six touchdowns... was also a sprinter on the Red Raider track squad, and clocked a 10.59 in the 100 meters at the 1993 Dr. Pepper Invitational... holds degree in recreation.

PERSONAL: Lettered in football and track at Northwestern High School in Miami, the same school that produced former Saint and current Detroit Lion receiver Brett Perriman... goes by the nickname "Mookie"... single... resides in Miami... full name is Derrell L. Mitchell.

GAMES STARTED/PLAYED: (1994, 0/14).



BRAD MUSTER

Fullback Year With Saints: 3 Year in NFL: 8
Ht: 6-4 Wt: 235 College: Stanford
Born: April 11, 1965 at Novato, California
Joined Saints: Unrestricted Free Agent (Chicago), 1993

25

PRO: Originally drafted by Chicago in the first round (4th running back, 23rd overall) of the 1988 draft. Signed by the Saints as an unrestricted free agent from the Bears 4/19/93. Big back who possesses good speed and excellent hands. Stands in 13th spot on the Bears' all-time rushing list with 2,014 yards. Is in 19th position with 169 receptions and 25th with 1,623 receiving yards. Contract runs through 1996 with no option. **1994** — Was bothered for most of the season with hamstring injuries... spent the entire preseason on Active/PUP, played in seven games with



one start (at Tampa Bay, 9/18) during regular season... had three yards rushing and a TD on one carry, and 10 receptions for 88 yards... was inactive for games 4-12... saw some duty at tight end towards end of the season due to injuries... had best game vs. Washington 9/11, when he caught five passes for 50 yards, and had a 3-yard TD run. **1993** — Was inactive for the first two games, dressed but did not play in the third contest with a sprained knee sustained in final preseason game... returned to lineup vs. San Francisco 9/26 when he opened at fullback... went on to start 11 of the 13 games in which he played, was third on team with 214 yards rushing on 64 carries, and fourth with 23 receptions for 195 yards... three rushing TDs were a team-high, and 23 catches were second among running backs... rushed for a season-high 53 yards on 13 attempts vs. Rams 12/12... had a season-long run of 18 at San Francisco 11/22 when he averaged 6.3 yards a carry (6-38)... caught a season-best five passes (26 yards) vs. Cincinnati 1/2... also registered two tackles and a fumble recovery on special teams. **1992** — Started all 16 games at fullback, the first time since 1989 he had done that... was second on the club in rushing, fourth in receiving... rushed for a season-high 96 yards on 10 carries, including a touchdown, vs. Atlanta 9/27... 35-yard run in that game marked a career-long... also caught three passes for 51 yards in the 41-31 victory, giving him a career-high 147 total yards from scrimmage... caught three passes for 61 yards, including a 44-yarder for a TD, vs. Giants 9/21... hauled in five passes for 64 yards at Cleveland 11/29... led Bears in rushing three times on the season. **1991** — Pulled a hamstring in the fourth preseason game and was inactive for the first two regular season contests... saw limited action weeks 3-4, was inactive again the following two weeks... had only 100-yard rushing day of his career when he compiled 101 yards and a TD on 15 carries at Indianapolis 11/17... pulled a hamstring again the next week and was inactive at Detroit 11/28... came back the next week, vs. Green Bay 12/8, and rushed for a pair of TDs for the only time in his career. **1990** — Was second on team in rushing with 664 yards, first in receptions with 47 and third in receiving yards with 452... started 15 games, received game ball on seven occasions... carried 14 times for 90 yards vs. Minnesota 9/23, rushed 12 times for a season-high 99 yards at Phoenix 10/28... notched rushing TDs in three straight games (8-10)... caught a season-high seven passes for 50 yards vs. Detroit 12/2, grabbed five passes for a career-high 93 yards vs. Tampa Bay 12/23, also rushed for 50 yards in the Bucs game, giving him a season-high 143 total yards from scrimmage... rushed for 71 yards on 12 carries in playoff game vs. Saints 1/6. **1989** — Finished second on club in rushing, third in scoring and receptions, and seventh in receiving yards... ran 10 times for a season-high 73 yards and a TD, caught three passes for 11 yards and a TD at Detroit 9/24... scored the initial rushing TD of his career in the Lions game... caught a season-high six passes for 68 yards at Green Bay 11/5. **1988** — Was the fourth-leading rusher and fifth-top receiver on the Bears as a rookie... first pro TD came on a 40-yard screen pass at Tampa Bay 11/20... rushed for a season-high 70 yards on 14 attempts at Detroit 10/9.

COLLEGE: Was the PAC 10 Offensive Player-of-the-Year as a junior, and a first-team All-PAC 10 choice as a sophomore for the Cardinal... averaged 147.1 all-purpose yards per game his junior season, when he rushed for 1,053 yards and 12 TDs, and caught 61 passes for 565 yards... broke school and conference record as a sophomore with 78 receptions for 654 yards... in four years rushed for 2,940 yards and 27 TDs on 686 attempts, and caught 194 passes for 1,669 yards and six scores... holds degree in economics.



PERSONAL: Starred in football and basketball at San Marin (Calif.) High School... was the co-player of the year in the North Bay (San Francisco) area as a senior... married (Vicki) with daughter (Kelli 12/29/89)... family resides in Kenner... full name is Brad William Muster.

GAMES STARTED/PLAYED: (1988, 0/16); (1989, 16/16); (1990, 15/16); (1991, 11/11); (1992, 16/16); (1993, 11/13); (1994, 1/7). Totals 70/95. Totals with Saints 12/20. **PLAYOFF GAMES STARTED/PLAYED:** (1988, 0/2); (1990, 2/2); (1991, 1/1). Totals 3/5.

Year	RUSHING					RECEIVING				
	No.	Yds.	Avg.	LG	TD	No.	Yds.	LG	TD	
1988 (Chicago)	44	197	4.5	15	0	21	236	40t	1	
1989 (Chicago)	82	327	4.0	20	5	32	259	25	3	
1990 (Chicago)	141	664	4.7	28	6	47	452	48	0	
1991 (Chicago)	90	412	4.6	24	6	35	287	21	1	
1992 (Chicago)	98	414	4.2	35	3	34	389	44t	2	
1993	64	214	3.3	18	3	23	195	31	0	
1994	1	3	3.0	3t	1	10	88	21	0	
Totals	520	2231	4.3	35	24	202	1906	44t	7	
Playoffs										
1988	7	14	2.0	9	0	1	9	9	0	
1990	16	79	4.9	28	0	5	42	20	0	
1991	5	25	5.0	9	0	None				
Totals	28	118	4.2	28	0	6	51	20	0	


Additional Stats: Passing: 1992, 0-1, 1 INT. Kickoff Returns: 1988, 3-33 yards, 15 Long. Fumbles (8): 1988, 1; 1989, 2; 1990, 3; 1992, 2.

Career-Highs

Rushes: 15 at Indianapolis, 11/17/91 Receptions: 7 vs. Detroit, 12/2/90
Yards Rushing: 101 at Ind., 11/17/91 Yards Receiving: 93 vs. Tampa Bay, 12/23/90
Long Run: 35 vs. Atlanta 9/27/92 Long Reception: 48 vs. Tampa Bay, 12/23/90
TDs Rushing: 2 vs. Green Bay, 12/8/91

TURNING POINT

For the Saints, one of the most telling statistics in determining the outcome of a game has been turnovers. Since 1986, the Saints have posted a record of 67-29 in games where they have turned the ball over two or fewer times, and a 17-34 mark when they committed more than two. During this same time, they are 39-52 when the defense has produced two turnovers or less, and 45-11 when they have forced more than two.



LORENZO NEAL

Fullback Year With Saints: 3 Year in NFL: 3
Ht: 5-11 Wt: 240 College: Fresno State
Born: December 27, 1970 at Hanford, California
Joined Saints: Draft Choice No. 4a, 1993

22

PRO: Was taken by the Saints with a choice obtained from Detroit in the Pat Swilling trade. Was the 89th player overall and the 11th running back selected in the 1993 draft. Possesses good balance and an excellent combination of running, receiving and blocking skills. Contract expired in 1994, subject to developments. **1994** — Returned to lineup after missing the final 14 games of his rookie season with a fractured ankle...played in all 16 games, including seven starts...rushed for 90 yards and a TD on 30 attempts, caught two passes for nine yards...had best game of year at Chicago 10/9, when he rushed for 63 yards on 14 carries with a long of 12...only TD of the season came on a 1-yard run the following week, vs. San Diego 10/16...played an important role as a blocker over second half of the season, as Saints running game averaged four yards per carry over the final seven games. **1993** — Started the first two games at fullback in place of an injured Brad Muster...led team in rushing in season-opening win, vs. Houston 9/5, with 89 yards on 13 carries...came back the following week, at Atlanta 9/12, and busted loose for a spectacular 74-yard touchdown run after it appeared as though as he was stopped, on the Saints' second offensive play of the game, tying for the third-longest scoring run in team history...fractured his ankle in the third quarter after accumulating 86 yards on eight attempts...underwent surgery 9/13, was placed on injured reserve 9/15...average per carry of 10.8 in the Falcons game established a new club standard.

COLLEGE: Rushed for 2,405 yards and 27 touchdowns on 487 attempts in his three seasons for the Bulldogs, and finished as the school's second all-time leading rusher...also caught 59 passes for 500 yards and two TDs in his career...was a first-team All-WAC choice as a senior, and a first-team All-Big West selection as a junior...was coached by Kelly Skipper, son of Saints running backs coach, Jim...played in the Japan Bowl, Hula Bowl and the East-West Shrine Game...also starred on the school's wrestling team, where he was an All-America pick as a junior when he won the WAC heavyweight title and finished seventh in the NCAA championships...majored in criminology.

PERSONAL: Played fullback and linebacker at Lemoore (Calif.) High School, where he was the Fresno Bee's Central Section Player-of-the-Year as a senior...had a career mark of 147-8-1 as a wrestler, including a record of 42-0 as a senior when he won the state heavyweight title...as a member the Japan Bowl's West squad, Lorenzo defeated a Sumo wrestler in an exhibition match...single...returned to Fresno this offseason to pursue degree in criminology...full name is Lorenzo LaVonne Neal.

GAMES STARTED/PLAYED: (1993, 2/2); (1994, 7/16). Totals 9/18.



Year	RUSHING					RECEIVING			
	No.	Yds.	Avg.	LG	TD	No.	Yds.	LG	TD
1993	21	175	8.3	74t	1	None			
1994	30	90	3.0	12	1	2	9	5	0
Totals	51	265	5.2	74t	2	2	9	5	0

Additional Stats: Kickoff Returns: 1994, 1-17 yards. Fumbles (2): 1993, 1; 1994, 1.



DERRICK NED

Fullback Year With Saints: 3 Year in NFL: 3
Ht: 6-1 Wt: 220 College: Grambling State
Born: January 5, 1969 at Eunice, Louisiana
Joined Saints: Free Agent, 1992

36

PRO: Was with the Saints as a non-roster player during rookie minicamp of 1992. Went to training camp with Houston in '92 and was released, signed by the Saints to the practice squad 9/2 and spent the entire year there. Received an 'Atta Boy' in win over Detroit 10/4/92 for his imitation of Barry Sanders during week of practice. With combination of strength and speed, can play either fullback or halfback. Contract expired in 1994, subject to developments. **1994** — Played in all 16 games with one start at fullback (vs. Giants 10/2), majority of action came on special teams...was fifth on team with 36 yards rushing on 11 carries with a long of 15, caught 13 passes for 86 yards with a long of 19...picked up a season-high 28 yards rushing on five attempts, at Tampa Bay 9/18, hauled in a season-best five passes for 38 yards in the same game...also returned seven kickoffs for 77 yards with a long of 19 on the year, and had four tackles on special teams. **1993** — Spent the first two weeks of the season on the practice squad before being signed to the 53-man roster 9/14 following season-ending ankle injury to Lorenzo Neal...played in 14 games on the season with one start...finished the year with 71 yards rushing and a TD on just nine carries...also caught nine passes for 54 yards...made first career start, vs. Detroit 9/19, and rushed for 19 yards on four attempts, and caught one pass for six yards...saw action late in game at Rams 10/3, and accounted for a 35-yard touchdown run with 1:10 to play in 37-6 victory...caught a career-high five passes for 46 yards vs. Atlanta 10/24...also played on special teams unit where he was credited with one tackle on the year.

COLLEGE: Rushed for 945 yards and four touchdowns on 150 attempts, and caught 25 passes for 354 yards and two TDs in three years for the Tigers...rushed for a career-high 373 yards and three TDs on 42 attempts his freshman year of 1989, including a 208-yard, two-TD performance (13 carries) vs. Alabama A&M...majored in criminal justice.

PERSONAL: Attended Eunice (La.) High School, where he lettered in football, basketball and track...was honored as the school's outstanding athlete his senior year...enjoys fishing and hunting in spare time...married (Marian) with daughter (Taylor Renea 1/30/95)...resides in Eunice...full name is Derrick Deyone Ned.



GAMES STARTED/PLAYED: (1993, 1/14); (1994, 1/16). Totals 2/30.

Year	RUSHING					RECEIVING			
	No.	Yds.	Avg.	LG	TD	No.	Yds.	LG	TD
1993	9	71	7.9	35t	1	9	54	14	0
1994	11	36	3.3	15	0	13	86	19	0
Totals	20	107	5.4	35t	1	22	140	19	0

Additional Stats: Kickoff Returns: 1994, 7-77 yards, 19 Long. Fumbles (2): 1993, 1; 1994, 1.



CRAIG NOVITSKY

Guard Year With Saints: 2 Year in NFL: 2
Ht: 6-5 Wt: 295 College: UCLA
Born: May 12, 1971 at Washington, D.C.
Joined Saints: Draft Choice No. 5b, 1994


60

PRO: Was the Saints' second pick of the fifth round (143rd overall) of the 1994 draft, with a choice acquired from the Jets in an exchange of 1994 first-round selections. Gives the Saints excellent versatility, can play all three positions along line. An extremely strong player with quick first step. Contract runs through 1996 with no option. **1994** — Played in nine games, including one start, dressed but did not play in seven... opened at center in place of an injured Jeff Uhlenhake (knee), in 37-34 win over Rams, 10/23, and played the entire contest... subbed for Uhlenhake in fourth quarter the previous week against San Diego... saw action as a tight end over the final four contests.

COLLEGE: Started all 46 games in his four-year career for the Bruins... started at both left tackle and left guard, and was also the backup at center... was an All-PAC 10 selection as a senior... played in the Hula Bowl... majored in history.

PERSONAL: Played offensive and defensive tackle at Potomac High School in Dumfries, Virginia, where he earned all-state, all-metro, all-region, all-county and all-commonwealth honors... was a two-time team captain and MVP... lettered on the school's track team, where he performed in the shot put and the discus... coming out of high school, was recruited by Saints offensive line coach John Matsko, then an assistant at USC... single... full name is Craig Arron Novitsky.

GAMES STARTED/PLAYED: (1994, 1/9).



DOUG NUSSMEIER

Quarterback Year With Saints: 2 Year in NFL: 2
Ht: 6-3 Wt: 211 College: Idaho
Born: December 11, 1970 at Portland, Oregon
Joined Saints: Draft Choice No. 4, 1994

13

PRO: Was the Saints' fourth-round draft choice (116th overall, 4th quarterback) in 1994. Marked the second-highest selection ever by the Saints of a quarterback in the regular draft (Archie Manning, first round of 1971). Tough, durable quarterback with good mobility. Contract runs through 1996 with no option. **1994** — Was designated as the third quarterback for all 16 regular season games... in four preseason games, completed 22 of 38 (57.9%) for 204 yards with two interceptions.

COLLEGE: In four years, established school and conference records for total offense (309.2 per game) and touchdown passes (91)... finished first on Idaho's all-time chart for passing yards (10,824) and second in completions (746) and attempts (1,225)... career passer efficiency rating of 154.4 was a Division I-AA record... as a senior, completed 185 of 304 for a career-high 33 TDs and just five INTs, led team to I-AA semi-finals, was a unanimous I-AA All-America and was the recipient of the Walter Payton Award as the top player in I-AA... was redshirted in 1989... played in the East-West Shrine Game and the Senior Bowl... holds degree in marketing.

PERSONAL: Was an All-Three Rivers League first-team pick at defensive back, and a second-team choice at quarterback as a senior at Lakeridge High School in Lake Oswego, Oregon... led team to state title his senior season, the only year he played quarterback... also lettered in basketball and baseball... in basketball, led team in scoring and rebounding as a senior, when he was third-team all-state selection, first team all-league and first team all-tournament... single... resides in Kenner... full name is Douglas Keith Nussmeier.



CHRIS PORT

Guard/Tackle Year With Saints: 5 Year in NFL: 5
Ht: 6-5 Wt: 295 College: Duke
Born: November 2, 1967 at Wanaque, New Jersey
Joined Saints: Draft Choice No. 12, 1990

70

PRO: Selected in 12th round (320th overall) of the 1990 draft. Waived 9/3/90, signed to practice roster 10/1/90, spent remainder of '90 season on practice squad. Has the versatility to play both tackle and guard spots. Is a solid pass protector. Contract runs through 1996 with no option. **1994** — Opened all 16 games at right guard, the first time in his career he has done that... participated in all but four offensive plays on the season, which came when he twisted an ankle in week 9, at Minnesota 11/6... was awarded offensive game balls in victories at Rams 12/4 and at Atlanta 12/11. **1993** — Claimed starting spot at left guard with Jim Dombrowski out of camp, and kept it through the entire season... started all 15 games in which




he played, opened 14 at LG, and one (at Philadelphia 12/26) at RG...saw periodic playing time at right guard throughout the course of the year...left game at Cleveland 12/5 in fourth quarter with a pulled hamstring, was inactive the following week against the Rams...was awarded a game ball in 33-21 season-opening win over Houston, 9/5. **1992** — Did not start, but played in every contest with time at both left and right tackle...saw extended action at RT in second half vs. Washington 11/23 with injury to Stan Brock...started at RG in playoff game, vs. Philadelphia 1/3, while Derek Kennard was sidelined with a sprained ankle. **1991** — With injuries to right guards Steve Trapilo and Kennard, Chris proved to be a valuable asset and a pleasant surprise...dressed but did not play in the first two games of the season, saw brief action in the third contest...learned on-the-job, exhibited good techniques and an understanding of the system...assumed duties as starting right guard for fourth game, vs. Minnesota 9/22, following injury to Kennard, opened at that spot the next 11 weeks...left game early vs. San Francisco 11/10 with shoulder injury, came back to start the following week...sustained a sprained ankle at Dallas 12/8, did not start but saw limited action in the final two regular season contests...started at RG in playoff game, vs. Atlanta 12/28.

COLLEGE: A four-year starter for the Blue Devils, started 43 of the 44 games in which he played at left tackle...was a first-team All-Atlantic Coast Conference pick as a senior when he graded out at 90% in all 11 games...played in the Senior Bowl and Hula Bowl...holds degree in history.

PERSONAL: Was an all-state choice at Don Bosco Prep in Wanaque, New Jersey...member of state championship teams as a sophomore and junior...served as a spokesman for the Boys and Girls Club of New Orleans...did an internship with Peter Mayer Advertising in New Orleans this past offseason...married (Adrienne) with son (Erwin Alexander 9/1/94)...family lives in New Orleans...full name is Christopher Charles Port.

GAMES STARTED/PLAYED: (1991, 11/14); (1992, 0/16); (1993, 15/15); (1994, 16/16). Totals 42/61. **PLAYOFF GAMES STARTED/PLAYED:** (1991, 1/1); (1992, 1/1). Totals 2/2.



RUFUS PORTER

Linebacker Year With Saints: 1 Year in NFL: 8
Ht: 6-1 Wt: 230 College: Southern
Born: May 18, 1965 at Amite, Louisiana
Joined Saints: Unrestricted Free Agent (Seattle), 1995

59

PRO: Joined the Saints as an unrestricted free agent when he agreed to terms on a three-year contract 3/10/95. Originally entered the NFL as a rookie free agent with Seattle in 1988. Gained a reputation as an excellent pass rusher and special teams player during his career with the Seahawks. His 37.5 career sacks rank fourth on the club's all-time chart. Can play either weakside or strongside linebacker spots in Saints' 4-3 defense. **1994** — Started 15 games at RLB, saw action at RDE in passing situations...recorded 75 tackles (61 solo), 1.5 sacks and six passes defended...tallied a season-high nine stops twice, at Indianapolis 10/2 (7 solo) and vs. Denver 10/9 (8



solo)...registered seven tackles, including 1.5 sacks, vs. Raiders 12/18...returned an interception 33 yards to set up field goal, vs. Pittsburgh 9/25...sustained a hip pointer at Kansas City 10/23, played strictly on special teams the following week at San Diego. **1993** — Played in just seven games, starting six at RLB...missed two of the first three contests with a hamstring injury, was on injured reserve for the final seven with a torn Achilles tendon...tallied 21 tackles, a sack and two passes defended on the year...had a season-high eight tackles, vs. New England 10/24. **1992** — Opened all 16 contests at right outside linebacker, was third on club with a career-high 90 total tackles (68 solo), and second with 9.5 sacks...recorded eight tackles, including 2.5 sacks, vs. Philadelphia 12/13...had a season-high nine stops, with two sacks, at Kansas City 9/13...also turned in a nine-tackle effort, vs. San Diego 12/27. **1991** — Started all 15 games in which he played at right outside linebacker, missed contest at Atlanta, 12/15, with a shoulder injury...led squad in sacks with 10, was third with 80 tackles...forced a team-high four fumbles...tied career-high figures with 11 tackles and three sacks, vs. Denver 11/24...also had two forced fumbles in the Broncos game, and was named AFC Defensive Player-of-the-Week...added five tackles on special teams during the course of the season. **1990** — Opened each of the first 12 contests at right outside linebacker in his first season as a full-time starter...spent the final four games on injured reserve with a groin injury...recorded 50 tackles, five sacks, a career-high four fumble recoveries, four passes defended and two forced fumbles...added one stop on special teams. **1989** — Appeared in all 16 games, including starts at left outside linebacker in three of the first four...although he saw limited action on defense, Rufus managed to record a team-high 10.5 sacks...was voted to the AFC Pro Bowl squad for second straight season as a special teamer, where he registered 13 tackles...had 36 tackles on defense, where he forced a team-high five fumbles...had three sacks and two forced fumbles, at San Diego 10/15...also accounted for a pair of sacks, vs. Denver 10/22...in a five week span (6-10), tallied nine sacks and three forced fumbles...was a first-team All-NFL choice by Sports Illustrated and Pro Football Weekly. **1988** — Was selected to the AFC Pro Bowl team in his rookie season as the special teams player, where he was credited with 16 tackles, including four in his initial NFL outing, at Denver 9/4...saw some action on defense, recorded a tackle, a pass defended, a fumble recovery and a forced fumble...was a first-team All-NFL selection by College & Pro Football Newsweekly, and an All-Rookie choice by Pro Football Weekly and College & Pro Football Newsweekly.

COLLEGE: Earned second-team All-SWAC honors his junior and senior seasons for the Jaguars...finished his career with 312 tackles, 18 sacks, four interceptions, and two fumble recoveries...majored in physical education.

PERSONAL: Lettered in football, basketball and baseball at Capitol High School in Baton Rouge...Porter's uncle is a former President of Grambling State University, including the time when Rufus played at Southern, Grambling's archrival...married (Anita) with daughter (Atina 5/14/85) and son (Rufus, Jr. 10/2/90)...family resides in Houston, Texas.

GAMES STARTED/PLAYED: (1988, 0/16); (1989, 3/16); (1990, 12/12); (1991, 15/15); (1992, 16/16); (1993, 6/7); (1994, 15/16). Totals 67/98. **PLAYOFF GAMES STARTED/PLAYED:** (1988, 0/1).




Year	TACKLES			SACKS		FUMBLES RECOVERED		
	Tkl	Asst	Tot.	No.	Yards Lost	No.	Yards	TD
1988 (Seattle)	17	0	17	None	1	0	0	
1989 (Seattle)	40	9	49	10.5	—	None		
1990 (Seattle)	42	9	51	5	—	4	11	0
1991 (Seattle)	64	21	85	10	—	None		
1992 (Seattle)	68	22	90	9.5	—	None		
1993 (Seattle)	16	5	21	1	4	None		
1994 (Seattle)	61	14	75	1.5	8.5	None		
Totals	308	80	388	37.5	—	5	11	0

Additional Stats: Interceptions (3-37 yards): 1991, 1-0 yards; 1993, 1-4 yards; 1994, 1-33 yards. Passes Defensed (20): 1988, 1; 1990, 4; 1991, 3; 1992, 4; 1993, 2; 1994, 6. Forced Fumbles (14): 1988, 1; 1989, 5; 1990, 2; 1991, 4; 1992, 2.

Career-Highs

Tackles: 11 twice, last time at Denver 11/24/91 Sacks: 3 twice, last time at Denver 11/24/91



STEVE RHEM

Wide Receiver Year With Saints: 2 Year in NFL: 2
Ht: 6-2 Wt: 212 College: Minnesota
Born: November 9, 1971 at Ocala, Florida
Joined Saints: Free Agent, 1994

84

PRO: Was one of five rookie free agents to make Saints' opening day roster, but was perhaps the most unique story. Had a brief stint with Saskatchewan of the Canadian League in 1993. Has a combination of good speed, hands and strength. Contract expired in 1994, subject to developments. **1994** — Played in seven of the first eight games, all on special teams...made club after not playing competitive football since 1989...then in pre-game warmups prior to season opener, vs. Kansas City 9/4, collided with teammate Les Miller and saw action on just one special teams play in the contest...sustained a fractured ankle, vs. Rams 10/23...was inactive at Minnesota 11/6 and placed on injured reserve 11/9 where he spent the final seven matchups.

COLLEGE: Played just one year of college ball, as a freshman at Minnesota in 1989 when he caught 12 passes for 253 yards and a TD, and rushed for 122 yards and a TD on 16 attempts...scored a 55-yard TD the second time he touched the ball in his college career...was enrolled in three different schools over the next four years, but did not play at any of them for a variety of reasons...was at Northeast Louisiana in 1991 but did not play because of NCAA transfer rules...attended Arkansas-Monticello in 1992 and Rowan College in New Jersey for a brief time in 1993...is just three semesters shy of a degree in mathematics and secondary education.

PERSONAL: Starred at Vanguard High School in Ocala, Florida...was given a try-out by the Saints following the 1993 CFL season, after Saints scout Tom Marino had remembered him from his freshman year at Minnesota...single...lives in Ocala...full name is Steve Lamar Rhem.

GAMES STARTED/PLAYED: (1994, 0/7).



WILLIAM ROAF

Tackle Year With Saints: 3 Year in NFL: 3
Ht: 6-5 Wt: 300 College: Louisiana Tech
Born: April 18, 1970 at Pine Bluff, Arkansas
Joined Saints: Draft Choice No. 1a, 1993

77

PRO: Selected by the Saints in the first round (8th player overall, 1st offensive lineman) of the 1993 draft with a choice obtained from Detroit for LB Pat Swilling. Is the first player from a Louisiana college ever taken by the Saints in the first round, and the first player the Saints have ever drafted from Louisiana Tech. Possesses excellent combination of size, strength and speed. After playing all year at right tackle in his rookie season, was moved to the left side in 1994. Contract runs through 1997.


1994 — Became just the fourth offensive lineman and first tackle in club history to be voted to the Pro Bowl...started all 16 games at left tackle and did not miss an offensive snap for the second straight year...was awarded offensive game balls in wins vs. Atlanta 11/13, at Atlanta 12/11 and at Denver 12/28...was a consensus first-team all-pro choice, as well as the NFLPA's NFC Offensive Lineman-of-the-Year.

1993 — Started all 16 games at right tackle and did not miss an offensive snap...was one of only two linemen to open all 16 contests...was the first Saints rookie to start all 16 games since CB Robert Massey in 1989, and the first Saints rookie offensive lineman to open every regular season game since G Brad Edelman started all nine in 1982...was awarded an offensive game ball in 37-6 win at Rams 10/3 as Saints totaled 359 yards of total offense, including 154 on the ground (4.8 avg.)...was voted to every all-rookie team.

COLLEGE: Was a finalist for the Outland Trophy his senior season, when he yielded only one sack in his only year at right tackle...was an all-Southern Independent choice as a junior when he started every game at left tackle, also started every contest at left tackle as a sophomore...was coached at Tech by former Eagles and Saints offensive lineman Pete Perot...played in the Hula Bowl and the East-West Shrine Game...majored in physical education.

PERSONAL: Was an all-district choice in football, and was the power forward on the basketball team at Pine Bluff (Arkansas) High School...ran for a touchdown on a tackle-eligible play in his senior year...father is a dentist in Pine Bluff, and mother is a member of the Arkansas State Supreme Court...as a seventh-grader, worked as a page in the Arkansas State Capitol in Little Rock for President Bill Clinton, then Governor of Arkansas...single...resides in Kenner...full name is William Layton Roaf.

GAMES STARTED/PLAYED: (1993, 16/16); (1994, 16/16). Totals 32/32.



TIMM ROSENBACH

Quarterback Year With Saints: 1 Year in NFL: 5
Ht: 6-1 Wt: 215 College: Washington State
Born: October 27, 1966 at Everett, Washington
Joined Saints: Free Agent, 1995

3

PRO: Originally selected by Phoenix in the first-round of the 1989 Supplemental Draft, where he was taken in the 13th slot. Retired from professional football following the 1992 season. Signed with Hamilton of the Canadian League in 1994, where he played in 11 games, including 10 starts for the Tiger Cats. Completed 155 of 294 for 2,083 yards with 10 touchdowns and 10 interceptions, and rushed for 160 yards and three TDs on 28 attempts last year. Had best game in win over Shreveport, when he hit on 22 of 40 for 397 yards and a pair of scores. Was released with seven games to play, 9/19/94. A quarterback with a strong arm and excellent scrambling ability. Signed a two-year contract with the Saints 3/29/95. **1992** — Played in eight games with three starts for the Cardinals after returning from reconstructive knee surgery... opened each of the first two games... sat out several contests with a separated shoulder. **1991** — Spent the entire year on injured reserve with torn ligaments in his knee sustained during a preseason practice, just a week prior to the regular season opener. **1990** — Started all 16 games, finished fourth in the NFC with 3,098 passing yards... was one of only two NFL quarterbacks to take every snap (Seattle's Dave Krieg)... tossed 16 touchdown passes, including 11 over the final eight games... first pro victory occurred in week 2, at Philadelphia 9/16, when he hit on 11 of 19 for 116 yards in 23-21 comeback win... connected on 19 of 27 for a season-best 70.4 completion mark, with 171 yards, in win over Dallas, 10/14... had best game of his career in narrow 24-21 week 15 loss vs. Giants, 12/23, when he completed 23 of 41 for 381 yards and three touchdowns... hit on 18 of 30 for 256 yards and two TDs, vs. Chicago 10/28, the first 250-yard day of his career... threw for 285 yards and three touchdowns, vs. Green Bay 11/18... tossed for 301 yards and three scores on 19 of 31 passing in season finale, vs. Philadelphia 12/29, marking the second straight week he accounted for more than 300 yards... was second on club with 470 yards rushing, including a season-high 50, at Philadelphia 9/16... rushed for two touchdowns in victory over New England, 11/25. **1989** — Appeared in just two games in rookie season, including one start, vs. Denver 12/16.

COLLEGE: Was a two-year starter for the Cougars... left school with one year of eligibility still remaining... in three seasons overall, passed for 5,995 yards and accumulated 6,690 total yards... led the NCAA in passing efficiency (160.7) and was third nationally in total offense (286.8 yards per game) as a junior in 1988, when he was a second-team All-PAC 10 choice... also finished seventh in the Heisman Trophy balloting.

PERSONAL: Split time between Hellgate High School in Missoula, Montana and Pullman (Wash.) High School... was the Montana State javelin champion in high school with a personal best of 231 feet... an avid outdoorsman who enjoys hunting and fishing... roping is also a primary hobby, briefly pursued a career in professional rodeo and competed in several rodeos following retirement from football... late



father, Lynn, was the assistant athletic director at Washington State... has an older, brother, Todd, and parents wanted symmetry in names, so they spelled his first name with two m's... Rosenbach and his wife, Carrie, reside in Gilbert, Arizona.

GAMES STARTED/PLAYED: (1989, 1/2); (1990, 16/16); (1992, 3/8). Totals 20/26.

Year			PASSING				RUSHING			
	Att.	Comp.	Yds.	Int.	LG	TD	No.	Yds.	LG	TD
1989 (Phoe.)	22	9	95		24	0	6	26	8	0
1990 (Phoe.)	437	237	3098	17	68t	16	86	470	25	3
1992 (Phoe.)	92	49	483	6	45	0	9	11	10	0
Totals	551	295	3676	24	68t	16	101	507	25	3

Additional Stats: Sacked (52-336 yards): 1989, 2-19 yards; 1990, 43-285 yards; 1992, 7-32 yards. Fumbles (16): 1989, 2; 1990, 10; 1992, 4.

Career-Highs

Attempts: 41 vs. Giants, 12/23/90
 Completions: 23 vs. Giants, 12/23/90
 Comp. Pct: 70.4 vs. Dallas, 10/14/90
 Yards Passing: 381 vs. Giants, 12/23/90
 Long Pass: 68t vs. Giants, 12/23/90
 TDs Passing: 3 vs. Green Bay, 11/18/90;
 vs. Giants, 12/23/90
 vs. Philadelphia, 12/29/90
 Interceptions: 4 at Washington,
 9/9/90
 Rushes: 9 at Atlanta, 12/9/90
 Yards Rushing: 50 at Philadelphia,
 9/16/90
 Long Run: 25 vs. Chicago, 10/28/90



TOM ROTH


Center/Guard Year With Saints: 2 Year in NFL: 2
Ht: 6-5 Wt: 285 College: Southern Illinois
Born: September 19, 1968 at Alton, Illinois
Joined Saints: Free Agent, 1994

78

PRO: Was originally taken by the Raiders in the 12th round of the 1992 draft, was released prior to the regular season. Went to camp with the Raiders in 1993 as a free agent, spent the entire season on the practice squad. Played with the Rhein Fire of the World League this past spring. Can play center and guard, and also long snap. Contract runs through 1995 with no option. **1994** — Made the final 53-man roster, but was waived 9/13 and signed to the practice squad 9/21 where he spent the next four games before being activated 10/21... did not see action in his 11 games on the active roster, was inactive for three.

COLLEGE: Played tight end his freshman year at Southern Illinois before being moved to the offensive line... was an all-conference selection as a senior when he started every game at right tackle.

PERSONAL: Lettered in football, wrestling and baseball at Marquette High School in Godfrey, Illinois... played tight end, defensive end and safety on the football squad... married (Jennifer)... full name is Thomas Eugene Roth.



TORRANCE SMALL

Wide Receiver Year With Saints: 4 Year in NFL: 4
Ht: 6-3 Wt: 201 College: Alcorn State
Born: September 6, 1970 at Tampa, Florida
Joined Saints: Draft Choice No. 5, 1992

83

PRO: Selected by the Saints in the fifth round (138th player overall, 11th wide receiver) of the 1992 draft. Was chosen with choice from Detroit for WR Brett Perriman. Possesses excellent hands, size and strength. Signed to an offer sheet by Seattle on a four-year contract 3/8/95 which the Saints matched a week afterwards. **1994** — Made dramatic strides in his fourth pro season, developed into a consistent receiver with a knack for making the critical catch...as the third receiver, finished third on club with 49 receptions for 719 yards and five touchdowns, all career-highs...14.7-yard average per catch led team...20 of 49 catches during the course of the year came on third down...was clutch down the stretch as he hauled in 28 passes for 456 yards and four TDs over the final six weeks...21 of those 28 grabs were good for a first down...established a career-high at Raiders 11/20 when he caught eight passes, two for touchdowns...had a career day in season finale, at Denver 12/24, when he caught six passes for 200 yards and a pair of scores...yardage total that day is the second-most ever by a Saint (205 by Wes Chandler, vs. Atlanta 9/27/79)...had TD catches of 75 and 36 yards, and another reception of 56 yards...75-yard TD is the fifth longest in club history. **1993** — Played in 11 games, was inactive for the other five...missed first two contests with a sprained ankle sustained in final pre-season game...caught 16 passes for 164 yards and a TD in action primarily in three and four-wide receiver sets...grabbed a season-high five passes for 55 yards vs. Atlanta 10/24...accounted for a reception in five straight games (3-7)...only TD on the year was a 3-yarder from Mike Buck, at Pittsburgh 10/17. **1992** — Made final roster, but was waived 9/3 and signed to the practice squad...signed back to 47-man roster 9/19, and played in the final 13 games of the season, including a pair of starts...finished the year fourth on the team with 23 receptions for 278 yards and three TDs...reception total was third among NFL rookies, and was the most by a Saints rookie since Eric Martin caught 35 for 522 and four TDs in 1985...caught four passes for 29 yards in first NFL game, vs. San Francisco 9/27...hauled in two for 55 yards, including a season-long 33-yarder, vs. Tampa Bay 11/1...caught a season-high five for 55 yards, including a 22-yarder for his first career touchdown, at San Francisco 11/15...had four receptions for a season-high 58 yards, including a 27-yarder for a score, vs. Buffalo 12/20.

COLLEGE: Finished his career as Alcorn's top all-time receiver with 140 catches for 2,527 yards and 16 touchdowns...was a first team All-SWAC choice as a senior when he hauled in a school-record 55 passes for 1,068 yards and seven TDs...was also an All-SWAC selection as a sophomore with 47 catches for 926 yards and nine scores...saw punt return duty as a junior and brought back 29 for a 7.6-yard average...majored in education.

PERSONAL: Was an all-district and all-conference wide receiver at Thomas Jefferson High School in Tampa, Florida, where he also lettered in basketball and track...single...makes off-season home in Kenner...full name is Torrance Ramon Small.



GAMES STARTED/PLAYED: (1992, 2/13); (1993, 0/11); (1994, 0/16). Totals 2/40. **PLAYOFF GAMES STARTED/PLAYED:** (1992, 0/1).

Year	No.	RECEIVING			
		Yds.	Avg.	LG	TD
1992	23	278	12.1	33	3
1993	16	164	10.3	17	1
1994	49	719	14.7	75t	5
Totals	88	1161	13.2	75t	9

Playoffs

1992	1	6	6.0	6	0
------	---	---	-----	---	---

Additional Stats: Two-Point Conversions: 1994, 1 Receiving.

Career-Highs

Receptions: 8 at Raiders, 11/20/94 Long Reception: 75t at Denver, 12/24/94
Yards Receiving: 200 at Denver, 12/24/94 Receiving TDs: 2, twice (both in 1994)



IRV SMITH

Tight End Year With Saints: 3 Year in NFL: 3
Ht: 6-3 Wt: 246 College: Notre Dame
Born: October 13, 1971 at Trenton, New Jersey
Joined Saints: Draft Choice No. 1b, 1993

82

PRO: Was New Orleans' second selection of the first round (20th overall) in the 1993 draft, a choice obtained from Phoenix through San Francisco in an exchange of first-round picks. Was the first tight end taken in the draft, and the first ever selected by the Saints in the first round. Big player with good hands and blocking ability. Contract runs through 1996 with an option. **1994** — Took over starting spot with retirement of Hoby Brenner...was fifth on team and first among tight ends with 41 receptions for 330 yards and three touchdowns...marked the most catches by a Saints TE since Brenner caught 42 in 1985...was part of a tight end group that hauled in 80 passes, the second-most ever by that position in Saints history...caught a team-high six passes (42 yards) in win over Giants, 10/2, and was awarded an offensive game ball...grabbed a career-high seven passes (46 yards), including a 17-yard TD, in victory against Atlanta, 11/13, and earned a game ball on offense...reception total in that game was the most by a Saints tight end since John Tice had eight for 81 yards in the eighth game of 1986...also received an offensive game ball in season-ending win at Denver, 12/24, when he caught five passes for a career-best 53 yards. **1993** — Started eight of the 16 games in which he played, mostly for an injured Brenner...opened three games as part of a two-tight end set...finished the season tied for sixth on the team and first among tight ends with 16 receptions for 180 yards and two TDs...first touchdown was a 1-yard catch from Wade Wilson, at Atlanta 9/12...grabbed a season-high four passes for 45 yards at Minnesota 11/28...scored on a 9-yard reception in 20-13 win, vs. Cincinnati 1/2...was an all-rookie selection by College & Pro Football Newsweekly.



COLLEGE: Didn't start for the Irish until his senior season when he caught 23 passes for 301 yards and two touchdowns, and was a consensus All-America...played behind Jaguars TE Derek Brown his first three years...appeared in all 50 games during his college career, during which time he had 33 receptions for 411 yards and six touchdowns...was an outfielder on the Notre Dame baseball team his first three years...received degree in marketing.

PERSONAL: Earned all-division, all-county and all-state accolades as a tight end, linebacker and safety at Pemberton (New Jersey) High School...was team captain as a junior and senior...also lettered in basketball and baseball, and was an all-county selection in both...was selected by the Houston Astros in the 1992 baseball draft, following his junior season of baseball at Notre Dame...is on the Board of the Directors for the Ronald McDonald House of New Orleans...single...resides in Kenner...full name is Irvin Martin Smith.

GAMES STARTED/PLAYED: (1993, 8/16); (1994, 16/16). Totals 24/32.

Year	No.	RECEIVING			
		Yds.	Avg.	LG	TD
1993	16	180	11.3	23	2
1994	41	330	8.0	19	3
Totals	57	510	8.9	23	5

Additional Stats: Kickoff Returns: 1994, 2-10 yards, 19 Long. Fumbles (1): 1993, 1.

Career-Highs

Receptions: 7 vs. Atlanta, 11/13/94 Long Reception: 23 at Pittsburgh, 10/17/93
Receiving Yards: 53 at Denver, 12/24/94



JIMMY SPENCER

Cornerback Year With Saints: 4 Year in NFL: 4
Ht: 5-9 Wt: 180 College: Florida
Born: March 29, 1969 at Manning, South Carolina
Joined Saints: Free Agent, 1992

37

PRO: Selected by Washington in the eighth round (215th overall) of the 1991 draft. Spent the entire '91 season on the Redskins' practice squad. Has good cover ability and quickness. Contract runs through 1995 with no option. **1994** — Opened all 16 contests at left cornerback in his first season as a full-time starter...was sixth on team with 63 total tackles (56 solo)...led club with five interceptions, which tied for fifth in the NFC, and 19 passes defended...also recovered a fumble and forced one...recorded a career-high nine tackles (8 solo), at Raiders 11/20...intercepted the first pass of his career, vs. Giants 10/2, when he was also credited with a season-high four passes defended and was awarded a game ball on defense...intercepted two passes in win over Rams, 10/23, including one on the final series which thwarted comeback attempt...posted eight tackles, vs. Kansas City 9/4 (6 solo) and vs. Atlanta 11/13 (all solo)...added three stops on special teams on the season.



1993 — Appeared in all 16 contests, started three, all when Saints opened with six DBs...played primarily in nickel and dime packages, recorded 20 tackles and six passes defended, tied for team-lead with three fumble recoveries...came up with four tackles and two fumble recoveries that he returned for 53 yards in season-opening win over Houston...also served on special teams unit where he tied for fifth on team with five stops, and blocked a PAT, at Philadelphia 12/26. **1992** — Saw considerable action on defense in first pro season, played in nickel and dime sets...registered 38 tackles, tied for fourth on club with nine passes defended...also tied for fourth with five tackles on special teams...started four games on the year, all when Saints opened with five or six DBs...recorded a season-high six tackles, vs. Chicago 9/13...came up with six tackles, including one on kickoff coverage, vs. Buffalo 12/20...defensed two passes in win over Miami 11/29.

COLLEGE: Was a three-year letterman for the Gators, started every game his senior year and tallied 29 tackles and an interception...also blocked two kicks and one punt on special teams...majored in sociology.

PERSONAL: Was a first-team all-state Class 3A choice as a defensive back at Glades Central High School in Belle Glade, Florida...also played quarterback there and threw for 1,137 yards and seven touchdowns as a senior, when he was named Palm Beach County Player-of-the-Year...was selected by a committee appointed by former Florida Governor Bob Martinez to attend a youth leadership conference at the University of Tampa in 1986...single...makes home in South Bay, Fla...full name is James Arthur Spencer, Jr.

GAMES STARTED/PLAYED: (1992, 4/16); (1993, 3/16); (1994, 16/16). Totals 23/48. **PLAYOFF GAMES STARTED/PLAYED:** (1992, 0/1).

Year	Tkl	TACKLES		No.	INTERCEPTIONS		
		Asst	Tot.		Yds.	LG	TD
1992	37	6	43	None			
1993	20	5	25	None			
1994	59	7	66	5	24	11	0
Totals	116	18	134	5	24	11	0
Playoffs							
1992	2	0	2	None			

Additional Stats: Passes Defensed (34): 1992, 9; 1993, 6; 1994, 19. Fumbles Recovered (5-53 yards): 1992, 1; 1993, 3-53 yards; 1994, 1. Forced Fumbles: 1994, 1. Blocked Kicks (1): 1993, 1 PAT.



WINFRED TUBBS

Linebacker Year With Saints: 2 Year in NFL: 2
Ht: 6-4 Wt: 250 College: Texas
Born: September 24, 1970 at Fairfield, Texas
Joined Saints: Draft Choice No. 3, 1994

54

PRO: The 79th overall selection and eighth linebacker taken in the 1994 draft. A strong player who has good size and speed. Can play either outside or inside linebacker, but with new 4-3 scheme, should settle into familiar middle linebacker spot, a position he played in college. Contract runs through 1996 with no option. **1994** — Started the season as a reserve and special teams player, but by week 8 had earned a starting spot at right inside linebacker...opened seven of the final nine games at that spot, the only two he didn't was when Saints opened with six DBs...tied for 7th on team tackle chart with 54 (41 solo)...also recorded a sack, an interception and two passes defended...chipped in with five tackles on special teams...first career start came in win over Rams, 10/23, when he registered five stops on defense and two more on special teams...recorded a season-high nine tackles twice, at Raiders 11/20 (6 solo) and vs. San Francisco 11/28 (8 solo)...also came up with an interception in the Raiders game that led to a TD...had only sack, at Minnesota 11/6...tallied eight tackles on defense and two on special teams, vs. Dallas 12/19...was an all-rookie pick by Football News.


COLLEGE: Began his career as a fullback before moving to middle linebacker as a sophomore, where he started his junior and senior seasons, and was named first team All-Southwest Conference both times...played most of 1993 with a cast on his hand due to a deep gash, but still recorded 128 tackles, two sacks and an interception...had 157 tackles, 3.5 sacks and two interceptions his junior year...finished his career with 330 tackles, including nine behind the line of scrimmage, 5.5 sacks, three interceptions and a fumble recovery...redshirted in 1991 due to a pinched nerve in his neck...played in the East-West Shrine Game and the Senior Bowl...holds degree in psychology.

PERSONAL: Was a Class 3A All-State first team choice as a defensive end, and a third-team Super All-State team pick by the Texas Sportswriters Association as a senior at Fairfield (Texas) High School...also played fullback, where he rushed for 1,600 yards and 17 touchdowns as a senior...single...resides in Oakwood, Texas...full name is Winfred O'Neal Tubbs.

GAMES STARTED/PLAYED: (1994, 7/13).

Year	TACKLES			SACKS	
	Tkl	Asst	Tot.	No.	Yards Lost
1994	46	13	59	1	0

Additional Stats: Interceptions: 1994, 1-0 yards. Passes Defended: 1994, 2.



RENALDO TURNBULL

Defensive End Year With Saints: 6 Year in NFL: 6
Ht: 6-4 Wt: 250 College: West Virginia
Born: January 5, 1966 at St. Thomas, Virgin Islands
Joined Saints: Draft Choice No. 1, 1990

97

PRO: The 14th player and fourth defensive lineman selected in the 1990 draft. Spent first two years in NFL at end spot, was moved to linebacker in 1992. Will move back to right defensive end spot for 1995 with the installation of the 4-3 defense. Stands in ninth spot on the Saints' all-time list with 31 quarterback sacks (178 yards lost). Contract runs through 1998 with no option. **1994** — Opened all 16 games at right outside linebacker, tied for 7th on team with 54 total tackles (46 solo), including 6.5 sacks (31 yards lost), which ranked third...also defended a pass and forced two fumbles on the year...had his only two-sack outing, at Minnesota 11/6...recorded four tackles, including 1.5 sacks, and was awarded a defensive game ball in win at Denver, 12/24...tallied three tackles, including a sack in which he stripped the ball from Jeff Hostetler, leading to a Tyrone Hughes 42-yard return for a TD, at Raiders 11/20...registered a season-high nine tackles (8 solo), which tied a career-best, vs. Dallas 12/19. **1993** — Had the finest year in his NFL career as he was named to the NFC Pro Bowl squad in his first season as a starter on a full-time basis...opened 14 of the 15 games in which he played at ROLB, was inactive vs. Giants 12/20 with a pulled quad sustained the previous week vs. Rams...tied for first in the NFC with Green Bay's Reggie White with a career-high 13 sacks...placed 9th on club with 63 total tackles, including 51 primary hits...led team with a career-best five forced fumbles...was named NFC Defensive Player-of-the-Month for September when he was credited with 21 tackles, seven sacks, four forced fumbles and a fumble recovery in four games...was cited as NFC Defensive Player-of-the-Week in win over Detroit 9/19 when he recorded a season-high three sacks and a career-high three forced fumbles...tallied a season-high nine tackles, including three sacks, at Phoenix 10/31...registered a sack in each of the first five games...came up with big play at Atlanta 9/12 when he stripped the ball from Bobby Hebert and recovered with 22 seconds to play, leading to Morten Andersen's 44-yard game-winning field goal in a 34-31 victory...first career interception came at Cleveland 12/5...was an AP all-pro, College & Pro Football Newsweekly all-pro, UPI All-NFC and Football News All-NFC selection. **1992** — Majority of action came on special teams, where he recorded three tackles...saw increased action at outside linebacker spot as he familiarized himself with the position after being moved there during training camp...was credited with six tackles and 1.5 sacks on defense...had only full sack vs. Miami 11/29...was inactive for final two regular season games with a sore hamstring. **1991** — Playing time came strictly as a reserve along defensive front, but played a significant role in Saints' rotating line scheme...recorded 20 tackles, a sack, a fumble recovery and a forced fumble...registered a career-high five stops vs. Chicago 10/27, tallied lone sack of season vs. Atlanta 11/24...was inactive for play-off game, vs. Atlanta 12/28, with a groin injury sustained in season finale, at Phoenix 12/22. **1990** — Started six of 16 contests in his rookie season, opened at left end in games 8-10 for an injured Wayne Martin, started at right end weeks 14-16...finished second among defensive linemen with 31 tackles (26 solo)...set a club rookie



mark (8, Rickey Jackson) and tied for the league-lead among rookies (Raiders' Aaron Wallace) with nine sacks (55 yards lost)...registered a pair of sacks and a forced fumble in his first NFL start, at Cincinnati 11/4...tallied four tackles and two sacks in win at Rams 12/9...also turned in a two-sack effort in key victory at San Francisco 12/23...came up with Saints only two sacks of the day in playoff game, at Chicago 1/6...was an all-rookie selection by PFWA, UPI, College and Pro Football Newsweekly and Football Digest.

COLLEGE: Set Mountaineers sack record with 22, including 20 over his last two seasons...was a first team all-ECAC choice as a senior when he tallied 60 tackles, eight sacks and 19 tackles for loss...was an honorable mention All-America choice as a junior when he recorded a team-high 12 sacks, the second-highest figure in school history...registered a pair of sacks in the Senior Bowl where he was named the game's defensive MVP...holds degree with a major in communications and a minor in computer science.

PERSONAL: Was an all-scholastic and all-conference performer at receiver and linebacker at Charlotte Amalie High School in hometown of St. Thomas, Virgin Islands...also lettered in basketball and track...spends time during offseason working with Boys Town of New Orleans...sponsored two programs in 1994, "Turnbull's Sacks for Success", which benefitted Boys Town, and "Tackles for Tots", which, through the Blue Cross-Blue Shield, helped raise money to provide health care for needy children...has his SEC-series seven registration...has worked the past two offseasons for the New Orleans investment firm of Morgan Keegan...married (Thea) with son (Royce Alexander 2/18/94)...makes home in New Orleans...full name is Renaldo Antonio Turnbull.

GAMES STARTED/PLAYED: (1990, 6/16); (1991, 0/16); (1992, 0/14); (1993, 14/15); (1994, 16/16). Totals 36/77. **PLAYOFF GAMES STARTED/PLAYED:** (1990, 1/1); (1992, 0/1). Totals 1/2.

Year	TACKLES			SACKS	
	Tkl	Asst	Tot.	No.	Yards Lost
1990	26	5	31	9	55
1991	17	3	20	1	1
1992	8	1	9	1.5	13
1993	51	12	63	13	78
1994	46	8	54	6.5	31
Totals	148	29	177	31	178
Playoffs					
1990	2	0	2	2	12
1992	None			None	
Totals	2	0	2	2	12

Additional Stats: Fumbles Recovered (4): 1990, 1; 1991, 1; 1993, 2. Forced Fumbles (9): 1990, 1; 1991, 1; 1993, 5; 1994, 2. Interceptions (1-2 yards): 1993, 1-2 yards. Passes Defensed (3): 1990, 1; 1993, 1; 1994, 1.

Career-Highs

Tackles: 9 at Phoenix, 10/31/93
vs Dallas, 12/19/94
Solo Tackles: 8 vs. Dallas, 12/19/94
Sacks: 3 vs. Detroit, 9/19/93
3 at Phoenix, 10/31/93



JEFF UHLENHAKE

Center Year With Saints: 2 Year in NFL: 7

Ht: 6-3 Wt: 284 College: Ohio State

Born: January 28, 1966 at Indianapolis, Indiana

Joined Saints: Unrestricted Free Agent (Miami), 1994

62

PRO: Selected by the Dolphins in the fifth-round (121st player overall) of the 1989 draft. Big, strong player who has also seen action as a long snapper on both punts and placements over the course of his career. Signed with the Saints as an unrestricted free agent 4/22/94. Contract runs through 1995 with no option. **1994** — Size and strength that Jeff possesses proved to be a valuable asset to the offensive line, where he started 15 of 16 games at center...was in on every offensive snap for 14 contests, missed most of fourth quarter in week 7, vs. San Diego 10/16, with a sprained knee...served strictly as a deep snapper on placements the following week, vs. Rams...also saw spot duty as long snapper on punts. **1993** — Was placed on Active/PUP 8/3 while still recovering from offseason reconstructive knee surgery...activated 8/30, was inactive for each of the first three regular season games...made starting debut at center, vs. Washington 10/4...opened games 4-8 before sustaining ligament damage in his knee at Jets 11/7, was placed on injured reserve 11/9. **1992** — Started the season at center despite a fractured finger...was inactive for games 10-12 with a sprained knee and ankle...started at center in all 13 games in which he played over the course of the year...also started both playoff matchups at center...underwent reconstructive knee surgery following the season, 1/31/93. **1991** — Played in 14 games, including 10 starts...did not sign until 9/3 causing him to miss season-opener...dressed but did not play the following week...saw action as a reserve in games 3-6, started at center in each of the final 10 contests. **1990** — Started all 16 games at center, also saw time as deep snapper on field goals and extra points...was part of a line that yielded an NFL-low 16 sacks. **1989** — Opened 15 of the 16 games in which he appeared, became the only rookie in club history to start at center...part of a line that allowed a league-low 10 sacks...served as snapper on punts for 10 games while regular Brian Kinchen was sidelined with a thumb injury.

COLLEGE: Was a four-year starter at center and guard for the Buckeyes...redshirted as a freshman defensive tackle...was an AP honorable mention All-America and All-Big 10 as a senior when he opened every game at center...was also an All-Big 10 choice his junior and sophomore seasons...played left guard his sophomore campaign...holds degree in hotel management.

PERSONAL: Lettered in football, basketball and baseball at Newark (Ohio) Catholic High School...was named Class A Lineman of the Year as a senior...played on state championship club in 1982, and runner-up teams in 1981 and 1983...enjoys golf and fishing...would like to get into the coaching profession following playing career...single...makes home in Miami...full name is Jeffrey Alan Uhlenhake.

GAMES STARTED/PLAYED: (1989, 15/16); (1990, 16/16); (1991, 10/14); (1992, 13/13); (1993, 5/5); (1994, 15/16). Totals 74/80. Totals with Saints 15/16. **PLAYOFF GAMES STARTED/PLAYED:** (1990, 2/2); (1992, 2/2). Totals 4/4.



WESLEY WALLS

Tight End Year With Saints: 2 Year in NFL: 7
Ht: 6-5 Wt: 250 College: Mississippi
Born: March 26, 1966 at Batesville, Mississippi
Joined Saints: Unrestricted Free Agent
(San Francisco), 1994

85

PRO: Selected by San Francisco in the second-round (56th player overall) of the 1989 draft. Was the second tight end taken in the draft. Signed with the Saints as an unrestricted free agent 4/27/94. A good blocker who also has the ability to deep snap on punts and placements. Contract runs through 1995 with no option. **1994** — Turned out to be one of the most pleasant of surprises for the Saints in 1994... played in 15 games, including seven starts, all as part of a two or three-tight end set, after spending all of 1992 and 1993 on injured reserve with San Francisco... caught 38 passes for 406 yards and four touchdowns... reception figure was sixth on team, while four total scores tied for fourth... part of a tight end group that caught 80 passes, the second-most ever by that position in club history... caught a season-high five passes (43 yards), including a TD catch, at Minnesota 11/6... caught three passes for a season-best 65 yards, including a 30-yard TD grab, in win over Rams 10/23... made a diving catch for a 21-yard TD, vs. Atlanta 11/13... had a season-long catch of 31 yards, at Tampa Bay 9/18... added a 2-point conversion on the season... also served as the long snapper on punts and the backup on placements on special teams, where he recorded three tackles... sustained a separated shoulder on the second play from scrimmage, at Rams 12/4... saw limited action the next two weeks, was inactive for season finale, at Denver 12/24. **1993** — Spent the entire season on injured reserve with a shoulder injury. **1992** — Was on injured reserve the entire regular season with a shoulder injury... activated off I/R 1/16, was inactive for NFC Championship Game, vs. Dallas 1/17. **1991** — Played in 15 games, was inactive at Rams 11/25 with a pinched nerve in his neck... served as deep snapper on punts during first four games... caught one pass for a career-long 21 yards, at Minnesota 9/15... had two tackles on special teams. **1990** — Appeared in all 16 contests, primarily on special teams where he contributed 11 stops. **1989** — Played in all 16 games, caught four passes for 16 yards, recorded eight stops on special teams unit... his only NFL touchdown was a 2-yard score from Steve Young vs. New England in Palo Alto, Calif. 10/22... saw limited duty as long snapper early on in season... accounted for a 9-yard reception in Super Bowl XXIV win over Denver at Superdome.

COLLEGE: Started his career as a defensive end, moved to tight end for senior season, when he finished second on squad with 36 receptions for 426 yards and three TDs, and was named All-America and All-SEC... was an academic All-SEC choice as a junior... majored in engineering.

PERSONAL: Was an all-state choice and four-year letterman at Pontotoc (Miss.) High School... rushed for 1,153 yards and 11 TDs from fullback spot his senior year, after playing quarterback his first three seasons... also earned letters in basketball, baseball and track... married (Christy) with daughter (Alexandra Bailey 11/26/90) and son (Wesley Colton 2/9/93)... family resides in Belden, Mississippi... full name is Charles Wesley Walls.



GAMES STARTED/PLAYED: (1989, 0/16); (1990, 0/16); (1991, 0/15); (1994, 7/15). Totals 7/62. Totals with Saints 7/15. **PLAYOFF GAMES STARTED/PLAYED:** (1989, 0/3); (1990, 0/2). Totals 0/5.

Year	No.	RECEIVING		LG	TD
		Yds.	Avg.		
1989 (San Fran.)	4	16	4.0	9	1
1990 (San Fran.)	5	27	5.4	11	0
1991 (San Fran.)	2	24	12.0	21	0
1994	38	406	10.7	31	4
Totals	49	473	9.7	31	5
Playoffs					
1989	1	9	9.0	9	0
1990	None				
Totals	1	9	9.0	9	0

Career-Highs

Receptions: 6 at San Francisco, 9/25/94 Long Reception: 31 at Tampa Bay, 9/18/94
 Yards Receiving: 65 vs. Rams, 10/23/94



WILLIE WILLIAMS

Tackle Year With Saints: 2 Year in NFL: 4
Ht: 6-6 Wt: 295 College: Louisiana State
Born: August 6, 1967 at Houston, Texas
Joined Saints: Free Agent, 1994

65

PRO: Was originally chosen by the Phoenix Cardinals in the ninth round of the 1990 Supplemental Draft. Signed by the Saints as free agent during 1994 offseason after being released by the Cards in training camp the year before. Started his career as a tight end before being moved to the offensive line prior to the 1991 season. Can play either tackle or guard. Spent all of 1990 on the Cardinals' developmental squad. Contract runs through 1995. **1994** — Played in all 16 games, primarily as a tackle-eligible, where he started three contests... caught one pass for seven yards from that spot, vs. Giants 10/2... opened the final two contests at right tackle in place of an injured Richard Cooper (elbow)... replaced Cooper in the first quarter, at Atlanta 12/11, was in on every offensive snap each of the last two games. **1992** — Was on injured reserve the entire year with a knee injury sustained during preseason. **1991** — Played in all 16 games, including three starts at both tackle and guard... caught a 3-yard TD pass from Stan Gelbaugh as a tackle-eligible, vs. Philadelphia 11/24.

COLLEGE: Served primarily as a blocker in his career for the Tigers... caught 13 passes for 183 yards and one touchdown.

PERSONAL: Caught 84 passes for 1,550 yards and 15 touchdowns in his career at Phyllis Wheatley High School in Houston, Texas... an outstanding basketball player



who led the state in rebounding as a senior...also lettered four years in track...single...resides in New Orleans...full name is Willie Lee Williams.

GAMES STARTED/PLAYED: (1991, 3/16); (1994, 5/16). Totals 8/32. Totals with Saints 5/16.

Additional Stats: Receiving: 1991, 1-3 yards, 1 TD; 1994, 1-7 yards.



KLAUS WILMSMEYER

Punter Year With Saints: 1 Year in NFL: 4

Ht: 6-1 Wt: 210 College: Louisville

Born: December 4, 1967 at Mississauga, Ontario, Canada

Joined Saints: Free Agent, 1995

4

PRO: Originally entered the league as the 12th-round draft choice of Tampa Bay in 1992. Was waived prior to the regular season and signed by San Francisco. Agreed to terms on a two-year contract with the Saints 3/7/95 after the 49ers failed to tender the minimum qualifying offer for a restricted free agent. Excels at pinning opponents deep in their own territory. In three years, 48 of his 145 punts have been downed inside-the-20. Has put together a career average of 40.5 yards a punt, including a net of 35. Also served as the holder during his stint in San Francisco.

1994 — Averaged a career-high 41.4 on 54 punts with 18 inside-the-20 and just three touchbacks...net average of 35.8 was also a career-high, and ranked sixth in the NFC...averaged a club record 55 yards, on four punts, at Detroit 10/9...averaged 54.5 on two punts and had a tackle on special teams, at Kansas City 9/11.

1993 — Averaged 40.9 on 42 punts, the best mark for a San Francisco punter since 1986...had 11 punts downed inside-the-20 with five touchbacks...just 15 of his punts on the year were returned...had a career-long punt of 61 yards in his only attempt, at Cleveland 9/13. **1992** — Put together a norm, of 39.1 on 49 punts in his rookie season when he was an all-rookie selection by Football News, Pro Football Weekly and College & Pro Football Newsweekly...19 of his punts were downed inside-the-20, while just two went for touchbacks...had a season-long punt of 58 yards, at Minnesota 12/13...averaged a season-best 44.7 on three punts, vs. Detroit 12/28.

COLLEGE: Was the punter and placekicker for the Cardinals...in his career, averaged 39.5 yards on punts, and hit on 22 of 30 field goal attempts...in his junior year of 1990, had a career-long 84-yard punt...was an AP All-South Independent first-team choice as a punter in '90 when he averaged 43 yards a punt...tied a school record with a 52-yard field goal, vs. Virginia in 1989...majored in communications.

PERSONAL: Lettered in football and soccer at Lorne Park Secondary School near Toronto...was an all-conference kicker his junior and senior seasons...married (Deborah Lynn)...resides in Louisville, Kentucky...full name is Klaus Wilmsmeyer, Jr.

GAMES PLAYED: (1992, 16); (1993, 15); (1994, 16). Totals 47. **PLAYOFF GAMES PLAYED:** (1992, 2); (1993, 2); (1994, 3). Totals 7.



PUNTING

Year	No.	Yds.	Avg.	Net	TB	IN20	LG	BK
1992 (San Francisco)	49	1918	39.1	34.7	2	19	58	0
1993 (San Francisco)	42	1718	40.9	34.5	5	11	61	0
1994 (San Francisco)	54	2235	41.4	35.8	3	18	60	0
Totals	145	5871	40.5	35.0	10	48	61	0

Playoffs	No.	Yds.	Avg.	Net	TB	IN20	LG	BK
1992 (San Francisco)	3	137	45.6	45.6	0	1	57	0
1993 (San Francisco)	7	316	45.1	43.9	0	3	55	0
1994 (San Francisco)	12	454	37.8	35.3	1	5	46	0
Totals	22	907	41.2	39.1	1	9	57	0

Career-Highs

Punts: 6, twice
Long Punt: 61 at Cleveland, 9/13/93
Average: 61.0 at Cleveland, 9/13/93
Inside-the-20: 3, twice

THE LAST TIME

INTERCEPTED PASS RETURNED FOR TD — Oct. 2, 1994 by James Williams, 33 yards vs. Giants.

Opponent — Dec. 19, 1994 by Darrin Smith, 13 yards, Dallas; Dec. 19, 1994 by Tony Tolbert, 54 yards, Dallas.

FUMBLE RECOVERY RETURNED FOR TD — Nov. 28, 1994, by Tyrone Hughes, 86 yards vs. San Francisco.

Opponent — Nov. 13, 1994, by Eric Jack, 27 yards, Atlanta.

FUMBLE RECOVERED IN END ZONE FOR TD — Dec. 18, 1983, by Steve Korte vs. Los Angeles Rams.

Opponent — Oct. 21, 1984, by Jim Jeffcoat at Dallas.

BLOCKED PUNT RETURNED FOR TD — Nov. 17, 1991, by Frank Warren, 37 yards at San Diego.

Opponent — Nov. 30, 1986, by Mose Tatupu, New England, 17 yards.

BLOCKED FG ATTEMPT RETURNED FOR TD — Oct. 16, 1988, by Dave Waymer, 58 yards at Seattle.

Opponent — Sept. 25, 1983, by Ron Fellows at Dallas, 62 yards.

PUNT RETURN FOR TD — Dec. 26, 1993, by Tyrone Hughes, 83 yards at Philadelphia.

Opponent — Oct. 23, 1994, by Robert Bailey, 103 yards, Rams.

KICKOFF RETURN FOR TD — Oct. 23, 1994, by Tyrone Hughes, 98 yards vs. Rams; Oct. 23, 1994 by Hughes, 92 yards vs. Rams.

Opponent — Dec. 1, 1991, by Dexter Carter, at San Francisco, 98 yards;

SAFETY — Oct. 24, 1993, Tommie Stowers ran Harold Alexander out of end zone, vs. Atlanta.

Opponent — Dec. 26, 1993, William Thomas tackled Mike Buck in end zone, at Philadelphia.

200-YARD RUSHER — Dec. 7, 1986, by Rueben Mayes, 203 yards (28 atts.), vs. Miami.

Opponent — Dec. 12, 1993, by Jerome Bettis, 212 yards (28 atts.), Rams.

300-YARD PASSER — Dec. 24, 1994, by Jim Everett, 343 yards, at Denver.


Opponent — Nov. 20, 1994, by Jeff Hostetler, 310 yards, at Raiders.

200-YARD RECEIVER — Dec. 24, 1994, by Torrance Small, 200 yards (6 rec.), at Denver.

Opponent — Dec. 3, 1989, by Richard Johnson, 248 yards (8 rec.), at Detroit.



1995 DRAFT CHOICES



1 — MARK FIELDS, Linebacker, 6-2 244
Washington State

Was the first linebacker taken by the Saints in the first round since they selected Tennessee's Alvin Toles in 1985...the PAC 10 Defensive Player-of-the-Year in 1994 was the 13th player chosen in the '95 draft and the first linebacker taken...at 244 pounds and with a 4.46 time in the 40-yard dash, possesses what Saints head coach Jim Mora calls the RH Factor - he can run and he can hit... "Mark is an extremely exciting player to watch on the football field," said Saints' Director of College Scouting Bruce Lemmerman. "You'll see him make plays from sideline to sideline. He's very aggressive, he's very tough and he can blitz. He also has the range to be a good pass defender. We think he's the type of player who can be on the field in every situation. He's exciting, he plays with a lot of enthusiasm and he's the kind of player who we think will bring enthusiasm to the rest of the team. Mark fits the role exactly of the type of linebacker that we want."...is projected to play one of the inside linebacker spots in the Saints' new 4-3 scheme...as a senior in '94, recorded a team-high 96 tackles, including 16.5 for loss and 7.5 sacks, three fumble recoveries, four forced fumbles and two passes defended...scored the winning touchdown against Illinois as a senior, when he returned a fumble a school-record 71 yards for a touchdown...prior to sitting out 1993, was a reserve strongside outside linebacker for the Cougars in '92, and tallied 30 tackles, including five for loss and one sack...did not play football in 1991...was an All-Southern California Conference first-team and all-State honorable mention choice at Los Angeles Southwest Junior College in 1990, when he registered 88 tackles, including 16 for loss and 12 sacks...majored in sociology at Washington State...participated in the Senior Bowl...earned all-Southern League, all-Los Angeles and team Defensive MVP honors as a junior and senior at Washington High School in Cerritos, California...played both fullback and linebacker during his prep career, and was rated as one of the nation's top running backs coming out...also received all-league honors in baseball, and was drafted as an outfielder by the Seattle Mariners following his senior year...purchased an English Bulldog the week of the NFL Draft, that he named "Saint" after being selected by the Saints...born November 9, 1972 in Los Angeles, California.



2 — RAY ZELLARS, Fullback, 5-11 221
Notre Dame

Was the sixth running back and first fullback chosen in the 1995 draft, in the 44th slot overall...was rated by many as the top fullback available in the draft...with his size and speed (4.5 in the 40-yard dash), he can play running back



as well...is an excellent blocker, and possesses good hands as a receiver out of the backfield...his selection marks the second consecutive year the Saints have taken a running back in the second round (Mario Bates in 1994)... "What we think Ray Zellars can bring to this football team is his toughness — he's a good, strong running back," said Saints' Director of College Scouting Bruce Lemmerman. "He can play fullback. Notre Dame used him in the half-back position, so he's versatile. He has good hands. He's a good, solid player. The one thing that Notre Dame demands of their running backs is their versatility and ability to play more than one position. He will be able to flex out of the backfield and line up in various sets, they asked him to do that at Notre Dame. He's a smart player, we think he can come in and learn our system quickly. He's a complete football player. He can block and he runs with power. He had a 62-yard run in a game, so he's run over people and made the long run without people catching him from behind. He's got good hands — he's caught the ball well for them every year. We think that with his versatility he'll fit right in with what we're doing on offense and be able to do a lot of different jobs for us. He's a tough, hard-nosed, aggressive football player."...concluded his four-year career for the Irish with 1,135 yards and eight touchdowns on 210 attempts, and caught 28 passes for 237 yards and five scores...also returned eight kickoffs for 95 yards...although he missed three games his senior year with a sprained ankle, still gained 466 yards and three TDs on 79 carries...highlight of his final season came against Purdue when he rushed for a career-best 156 yards on 14 carries, including a spectacular 62-yard TD run in which he bowled over a would-be tackler and broke away from several others in Notre Dame's 39-21 victory...in 1993, his first season as a full-time starter after replacing Jerome Bettis, he picked up a career-high 494 yards and five touchdowns on 99 attempts...in his two years as a starter, Zellars averaged 5.4 yards per carry...was a management major at Notre Dame...played in the Senior Bowl...was a two-time Pittsburgh Press and Post-Gazette all-state and all-city selection at Oliver High School in Pittsburgh, Pa., where he was used as a quarterback, tailback, linebacker, cornerback, place-kicker and punter during his four-year career...as a senior, picked up 1,237 yards rushing and 11 touchdowns, and registered 101 tackles...lettered four times in track, where he was team captain each of his last two years, and performed in the 100 meters and the triple jump, an event in which he won the city title...also played one year each of baseball and wrestling, and was student council president...born March 25, 1973 in Pittsburgh, Pennsylvania.

Year	No.	RUSHING					RECEIVING			
		Yards	Avg.	LG	TD		No.	Yds.	LG	TD
1991	6	51	8.5	28	0		None			
1992	26	124	4.8	19	0		2	14	11	0
1993	99	494	5.0	29t	5		14	109	39	3
1994	79	466	5.9	62t	3		12	114	21	2
Totals	210	1135	5.4	62t	8		28	237	39	5



3 — MIKE VERSTEGEN, Tackle, 6-6 311 Wisconsin

Was taken in the 75th spot overall in the draft, the 18th offensive lineman overall... a powerful drive blocker and excellent pass protector, who started each of his final three seasons at left tackle for the Badgers, and finished his career with a string of 41 consecutive starts at left tackle... with his athletic ability, he can also play guard. "We think right now that he'd be a tackle, but we also think that he has a chance to play inside at the guard position as well," said Bruce Lemmerman, Saints' Director of College Scouting. "He has good enough athletic ability that there's the potential down the road that we could put him in at left tackle. He has very good athletic ability, feet and balance."... teamed with center Cory Raymer, Washington's second-round draft choice this year, to provide Wisconsin with one of the best offensive lines in the nation... graded out at 78% his senior season in 1994, when he opened all 12 contests at left tackle and yielded just one sack... earned an 86% mark in 1993 when he allowed only 1/2 sack, and was an All-Big Ten honorable mention choice as Wisconsin won the Big Ten Championship and went on to defeat UCLA in the Rose Bowl... in 1992, his first season as a full-time starter when he opened every contest at left tackle, graded out at least 80% in each game, and finished with an overall mark of 85%... was a second-team Freshman All-America pick in 1991 when he played in every game and took over the left tackle spot for the final six matchups... redshirted in 1990... majored in agricultural business management... was an all-region and all-conference pick as a senior at Kimberly (Wisconsin) High School, where he was an all-state choice at defensive end his senior year... also lettered twice in basketball and was a third baseman on the baseball team... was a U.S. Army Reserve Scholar Athlete and a member of the school's Honor Roll... married (Keri)... born October 24, 1971 in Appleton, Wisconsin.



4 — DAMEIAN JEFFRIES, Defensive End, 6-4 277 Alabama

Taken with the 108th pick overall in the draft... played in 39 games during his four-year career for the Crimson Tide, and opened all 12 games at defensive end his senior season, his first as a full-time starter. "The strength that Dameian will bring to our football team is that he's an outstanding pass rusher," said Bruce Lemmerman, Saints' Director of College Scouting. "His main asset is his speed."... in 1994, accounted for 44 tackles, including two tackles for loss and eight sacks... also had a fumble recovery, three forced fumbles, two interceptions and four pass breakups... overall in his career, compiled 91 tackles, including four for loss and 12 sacks, four fumble recoveries, four forced fumbles, a pair of interceptions and five passes



defensed... began his career at Alabama as an outside linebacker before being moved to defensive end midway through his freshman year of 1991... participated in the Senior Bowl... majored in business... was an all-state selection and was rated as the best tight end prospect in the nation by Super Prep Magazine at B.B. Comer High School in Sylacauga, Alabama... as a senior there, had 18 receptions for 327 yards and 10 touchdowns as a tight end, and 131 tackles and 10 sacks from his defensive end spot... is one of 11 children... born May 7, 1973 in Sylacauga, Alabama.



5 — WILLIAM STRONG, Cornerback, 5-10 191 North Carolina State

Was the 148th player taken in the draft... appeared in 42 games in his four years for the Wolfpack... possesses the athletic ability and speed (4.43) to play cornerback in the NFL... "He has the kind of speed that when we want to play the aggressive style of defense that we're going to play, he'll be able to match up and play man-to-man defense," said Saints' Director of College Scouting Bruce Lemmerman... was an honorable mention All-ACC performer as a senior when he started every game at strongside cornerback... finished his four-year career with 169 tackles, six interceptions, 22 pass breakups, a fumble recovery and two forced fumbles... posted a career-high 83 tackles in 1993 when he earned a starting spot at weakside cornerback, and a career-best three interceptions in '94, when he came up with 44 tackles and 11 passes defensed... during his career, Strong played all four positions in the defensive backfield... playing time in 1991 and 1992 came primarily on special teams... was selected to the All-ACC Academic team in 1992... played in the Senior Bowl last January... majored in business management... was an all-area, all-conference, all-region, all-Chester County and all-state selection as a senior at Lewisville (South Carolina) High School, where he was a sprinter on the track squad... born November 3, 1971 in Chester, South Carolina.



6 — LEE DE RAMUS, Wide Receiver, 6-0 191 Wisconsin


An excellent athlete with good size and speed who sat out all of 1994 with a broken leg sustained in non-contact drills prior to the season... was the 184th selection in the draft... following rehabilitation, he is expected to return at 100%... prior to that, was an All-Big Ten selection in 1993 when he started all 11 games and led the Badgers with 54 receptions for 920 yards and six touchdowns... his 54 catches tied Al Toon's school record first set in 1984, and his 920 yards broke Toon's mark established in 1983... as a senior, turned in a 156-yard receiving game against Minnesota, the sixth-best performance in school history... in his three years, DeRamus caught 119



passes for 1,974 yards and 15 touchdowns, and led the team in receiving each season... was an honorable mention all-conference pick his sophomore year when he started all 11 contests and ranked fourth in the Big Ten with 42 catches for 680 yards and six scores... played in every game as a freshman, starting five, and led the team with 23 catches for 374 yards and three touchdowns, including a career-long 89-yarder for a score against Eastern Michigan... also returned 13 kickoffs for an 18-yard average in his career... majored in sociology... played wide receiver and defensive back at Edgewood Regional High School in Atco, New Jersey... was born August 24, 1972 in Stratford, New Jersey.

RECEIVING

Year	Rec.	Yards	Avg.	LG	TD
1991	23	374	16.3	89t	3
1992	42	680	16.2	44	6
1993	54	920	17.0	42	6
1994	DID NOT PLAY				
Totals	119	1974	16.6	89t	15



7 — TRAVIS DAVIS, Safety, 6-0 200
Notre Dame

Was the 242nd player taken in the draft, with a compensatory pick... "He's a very fluid athlete," said Bruce Lemmerman, Saints' Director College Scouting. "He runs well, he'll come up and hit and he'll stick his nose in there. He does a lot of things well."... did not start for the Irish until his final season when he opened all but one game at strong safety and recorded 56 tackles and an interception... began the '93 season as the backup at tailback before switching to the secondary early in the year... was a reserve cornerback his freshman and sophomore years, during which time he appeared in 10 games, primarily on special teams... majored in psychology... earned three letters in football as a tailback and cornerback at Banning High School in Wilmington, California... as a senior there, was an honorable mention All-America choice by USA Today, as he rushed for 1,657 yards and 19 touchdowns, and intercepted five passes... also earned three letters in track as a sprinter, where he was team captain as a senior, and clocked a 10.8 in the 100 meters and a 22.5 in the 200 meters... born January 10, 1973 in Harbor City, California.



HOW THE SAINTS ARE BUILT

Year	Draft (22)	Trade (2)	Free Agents (22)
1982 4-5	Morten Andersen K (4)		
1986 7-9	Jim Dombrowski G (1)		
1989 9-7	Wayne Martin DT (1)		Richard Cooper T
1990 8-8	Rinaldo Turnbull DE (1) Vince Buck DB (2) Chris Port G (12)	Robert Goff DT (from Tampa Bay)	
1991 11-5			Quinn Early WR
1992 12-4	Vaughn Dunbar RB (1) Tyrone Legette CB (3) Sean Lumpkin S (4b) Torrance Small WR (5)		Derrick Ned FB Jimmy Spencer CB
1993 8-8	William Roaf T (1a) Irv Smith TE (1b) Lorenzo Neal FB (4a) Derek Brown RB (4b) Tyrone Hughes CB (5)		J.J. McCleskey S Brad Muster FB
1994 7-9	Joe Johnson DE (1) Mario Bates RB (2) Winfred Tubbs LB (3) Doug Nussmeier QB (4) Herman Carroll DE (5a) Craig Novitsky C/T (5b) Derrell Mitchell WR (6)	Jim Everett QB (from Rams)	Ernest Dixon LB Jim Hanna DT Michael Haynes WR Tyrone Johnson WR Andy McCollum C/G Steve Rhem WR Tom Roth C/G Jeff Uhlenhake C Wesley Walls TE
1995			Eric Allen CB David Bavaro LB Tory Epps DT Richard Harvey LB Rufus Porter LB Timm Rosenbach QB Klaus Wilmsmeyer P



SAINTS 1995 TRAINING CAMP DEPTH CHART

OFFENSE

- WR 89 Quinn Early, 84 Steve Rhem, 80 Tyrone Johnson,
15 Travis Moore, 19 Terrence Jones
LT 77 William Roaf, 65 Willie Williams, 68 Alan Kline
LG 72 Jim Dombrowski, 76 Jeff Davidson, 63 Mike Palermo
C 62 Jeff Uhlenhake, 67 Andy McCollum
RG 70 Chris Port, 66 Mike Verstegen, 78 Tom Roth
RT 71 Richard Cooper, 60 Craig Novitsky, 64 Brian Bravy
TE 82 Irv Smith, 85 Wesley Walls, 86 Kirk Botkin, 48 Marty Thompson
49 Kyle Kramer
WR 81 Michael Haynes, 83 Torrance Small, 88 Derrell Mitchell,
12 Adam Henry, 16 Lawann Latson, 87 Lee DeRamus
QB 17 Jim Everett, 13 Doug Nussmeier, 3 Timm Rosenbach,
14 Tom Hodson
HB 24 Mario Bates, 20 Derek Brown, 32 Vaughn Dunbar,
28 Ralph Dawkins
FB 25 Brad Muster, 22 Lorenzo Neal, 36 Derrick Ned, 34 Ray Zellars

DEFENSE

- LE 94 Joe Johnson, 74 Herman Carroll, 95 Kelvin Ingram
NT 91 Robert Goff, 98 Jim Hanna, 79 Tory Epps
UT 93 Wayne Martin, 90 Israel Stanley, 99 Natu Tuatagaloa
RE 97 Renaldo Turnbull, 75 Brian Dyet, 96 Dameian Jeffries
SLB 59 Rufus Porter, 56 Ernest Dixon, 58 James Roberson
MLB 54 Winfred Tubbs, 50 David Bavaro
WLB 52 Richard Harvey, 55 Mark Fields, 53 Tim Brown
LCB 37 Jimmy Spencer, 45 Israel Byrd, 27 Selwyn Jones
RCB 21 Eric Allen, 43 Tyrone Legette, 33 Tyrone Hughes,
41 William Strong
SS 46 Sean Lumpkin, 35 Shane Pahukoa, 40 James Fuller,
47 Travis Davis
FS 26 Vince Buck, 44 J.J. McCleskey, 30 Lance Gunn 29 Kevin Gaines

SPECIALISTS

- K 7 Morten Andersen, 10 Cary Blanchard
P 4 Klaus Wilmsmeyer, 9 Mike Nesbitt

Water Works

It's important to replenish your body with pure, fresh, clean water. The kind you find in a mountain spring or in a bottle of Kentwood 100% Natural Spring Water. Our water has no calories, no impurities and is sodium-free. It's pure and delicious. So if you don't live next to a mountain spring, call Kentwood Spring Water today for home delivery.



Free Offer*

For a limited time only we'll give you three five-gallon bottles. Plus, a handy water cooler, rent free for a full month. Call now.

(504) 821-3333

*New customers only. Credit approval/Bottle deposit required.



NEW ORLEANS SAINTS 1995 VETERAN ROSTER

No.	Name	Pos	Ht	Wt	NFL Exp	Birth date	College	How Acq.
21	Allen, Eric	CB	5-10	180	8	11/22/65	Arizona St.	UFA-95(Phi)
7	Andersen, Morten	K	6-2	221	14	8/19/60	Michigan St.	D4-82
24	Bates, Mario	RB	6-1	217	2	1/16/73	Arizona St.	D2-94
50	Bavaro, David	LB	6-1	237	4	3/27/67	Syracuse	FA-95
10	Blanchard, Cary	K	6-1	225	3	11/5/68	Oklahoma St.	FA-95
20	Brown, Derek	RB	5-9	197	3	4/15/71	Nebraska	D4b-93
26	Buck, Vince	S	6-0	198	6	1/12/68	Central St. (Oh)	D2-90
74	Carroll, Herman	DE	6-4	265	2	6/20/71	Mississippi St.	D5a-94
71	Cooper, Richard	T	6-5	290	6	11/1/64	Tennessee	FA-89
76	Davidson, Jeff	G/T	6-5	305	5	10/3/67	Ohio St.	FA-94
56	Dixon, Ernest	LB	6-1	240	2	10/17/71	South Carolina	FA-94
72	Dombrowski, Jim	G	6-5	300	10	10/19/63	Virginia	D1-86
32	Dunbar, Vaughn	RB	5-10	204	4	9/4/68	Indiana	D1-92
89	Early, Quinn	WR	6-0	188	8	4/15/65	Iowa	PB-91(SD)
79	Epps, Tory	DT	6-1	280	6	5/28/67	Memphis	UFA-95(Chi)
17	Everett, Jim	QB	6-5	212	10	1/3/63	Purdue	Tr-94 (Rams)
40	Fuller, James	S	5-11	208	3	8/5/69	Portland St.	FA-95
91	Goff, Robert	DT	6-3	280	8	10/2/65	Auburn	Tr-90 (TB)
30	Gunn, Lance	S	6-3	222	2	1/9/70	Texas	FA-95
98	Hanna, Jim	DT	6-4	275	2	8/10/71	Louisville	FA-94
52	Harvey, Richard	LB	6-1	242	6	9/11/66	Tulane	UFA-95(Den)
81	Haynes, Michael	WR	6-0	184	8	12/24/65	N. Arizona	tFA-94(Atl)
14	Hodson, Tom	QB	6-3	195	4	1/28/67	Louisiana St.	FA-95
33	Hughes, Tyrone	CB	5-9	175	3	1/14/70	Nebraska	D5-93
94	Johnson, Joe	DE	6-4	285	2	7/11/72	Louisville	D1-94
80	Johnson, Tyrone	WR	5-11	171	2	9/4/71	Western St.(Colo.)	FA-94
27	Jones, Selwyn	CB	6-0	185	4	5/13/70	Colorado St.	Wai-94(Cle)
43	Legette, Tyrone	CB	5-9	177	4	2/15/70	Nebraska	D3-92
46	Lumpkin, Sean	S	6-0	206	4	1/4/70	Minnesota	D4b-92
93	Martin, Wayne	DT	6-5	275	7	10/26/65	Arkansas	D1-89
44	McCleskey, J.J.	S	5-7	177	2	4/10/70	Tennessee	FA-94
67	McCollum, Andy	C/G	6-4	270	2	6/6/70	Toledo	FA-94
88	Mitchell, Derrell	WR	5-9	190	2	9/16/71	Texas Tech	D6-94
25	Muster, Brad	FB	6-4	235	8	4/11/65	Stanford	UFA-93(Chi)
22	Neal, Lorenzo	QB	5-11	240	3	12/27/70	Fresno St.	D4a-93
36	Ned, Derrick	FB	6-1	220	3	1/5/69	Grambling St.	FA-93
60	Novitsky, Craig	G	6-5	295	2	5/12/71	UCLA	D5b-94
13	Nussmeier, Doug	QB	6-3	211	2	12/11/70	Idaho	D4-94
35	Pahukoa, Shane	S	6-2	202	2	11/25/70	Washington	FA-94
70	Port, Chris	G	6-5	295	5	11/2/67	Duke	D12-90
59	Porter, Rufus	LB	6-1	230	8	5/18/65	Southern	UFA-95(Sea)
84	Rhem, Steve	WR	6-2	212	2	11/9/71	Minnesota	FA-95
77	Roaf, William	T	6-5	300	3	4/18/70	Louisiana Tech	D1a-93
3	Rosenbach, Timm	QB	6-1	215	5	10/27/66	Washington St.	FA-95
78	Roth, Tom	C/G	6-5	285	2	9/19/68	Southern Illinois	FA-94
83	Small, Torrance	WR	6-3	201	4	9/6/70	Alcorn St.	D5-92
82	Smith, Iv	TE	6-3	246	3	10/13/71	Notre Dame	D1b-93
37	Spencer, Jimmy	CB	5-9	180	4	3/29/69	Florida	FA-92
48	Thompson, Marty	TE	6-3	243	2	12/9/69	Fresno St.	FA-95
99	Tuatagaloa, Natu	DE	6-4	275	6	5/25/66	California	FA-95
54	Tubbs, Winfred	LB	6-4	250	2	9/24/70	Texas	D3-94
97	Turnbull, Renaldo	DE	6-4	255	6	1/5/66	West Virginia	D1-90
62	Uhlenhake, Jeff	C	6-3	284	7	1/28/66	Ohio St.	UFA-94(Mia)
85	Walls, Wesley	TE	6-5	250	7	3/26/66	Mississippi	UFA-94(SF)
65	Williams, Willie	T	6-6	295	4	8/6/67	Louisiana St.	FA-94
4	Wilmsmeyer, Klaus	P	6-1	210	4	12/4/67	Louisville	FA-95

HEAD COACH: Jim Mora

ASSISTANTS: Jim Haslett, linebackers; Larry Kennan, tight ends; Monte Kiffin, defensive coordinator; Joe Marciano, special teams; John Matsko, offensive line; Jim Mora, defensive backs; Wayne Nunnely, defensive line; Russell Paternostro, strength and conditioning; Jim Skipper, running backs; Carl Smith, offensive coordinator/quarterbacks; Steve Trimble, defensive assistant; Steve Walters, wide receivers.



NEW ORLEANS SAINTS 1995 FIRST-YEAR ROSTER

No.	Name	Pos	Ht	Wt	NFL Exp	Birth date	College	How Acq.
86	Botkin, Kirk	TE	6-3	245	1	3/19/71	Arkansas	FA-94
64	Bravy, Brian	G	6-4	332	R	12/3/71	Georgia Tech	FA-95
53	Brown, Tim	LB	6-0	222	1	1/20/71	West Virginia	FA-95
45	Byrd, Israel	CB	5-11	184	1	2/1/71	Utah St.	FA-93
47	Davis, Travis	S	6-0	200	R	1/10/73	Notre Dame	D7-95
28	Dawkins, Ralph	RB	5-8	195	1	10/20/70	Louisville	FA-94
87	DeRamus, Lee	WR	6-0	191	R	8/24/72	Wisconsin	D6-95
75	Dyet, Brian	DE	6-5	260	1	12/12/70	Colorado	FA-95
55	Fields, Mark	LB	6-2	244	R	11/9/72	Washington St.	D1-95
29	Gaines, Kevin	S	6-0	181	R	8/7/71	Louisville	FA-95
12	Henry, Adam	WR	6-1	184	1	4/27/72	McNeese St.	FA-95
95	Ingram, Kelvin	DE	6-5	276	R	10/25/70	Oklahoma St.	FA-95
96	Jeffries, Dameian	DE	6-4	277	R	5/7/73	Alabama	D4-95
19	Jones, Terrence	WR	6-1	210	1	6/18/66	Tulane	FA-95
68	Kline, Alan	T	6-5	277	1	5/25/71	Ohio St.	FA-94
49	Kramer, Kyle	TE	6-5	230	R	2/11/72	Oklahoma	FA-95
16	Latson, Lawann	WR	5-8	170	1	3/11/71	Northwestern St.	FA-95
15	Moore, Travis	WR	6-0	187	1	8/5/70	Ball St.	FA-95
9	Nesbitt, Mike	P	6-2	180	1	2/3/71	New Mexico	FA-95
63	Palermo, Mike	T	6-5	290	R	10/10/70	Gannon College	FA-95
58	Roberson, James	LB	6-3	244	R	5/3/71	Florida St.	FA-95
90	Stanley, Israel	DE	6-3	260	1	4/21/70	Arizona St.	FA-95
41	Strong, William	CB	5-10	191	R	11/3/71	North Carolina St.	D5-95
66	Verstegen, Mike	T	6-6	311	R	10/24/71	Wisconsin	D3-95
34	Zellers, Ray	FB	5-11	221	R	3/25/73	Notre Dame	D2-95

NEW ORLEANS SAINTS NUMERICAL ROSTER

3	Timm Rosenbach	QB	37	Jimmy Spencer	CB	71	Richard Cooper	T
4	Klaus Wilmsmeyer	P	40	James Fuller	S	72	Jim Dombrowski	G
7	Morten Andersen	K	41	William Strong	CB	74	Herman Carroll	DE
9	Mike Nesbitt	P	43	Tyrone Legette	CB	75	Brian Dyet	TE
10	Cary Blanchard	K	44	J.J. McCleskey	S	76	Jeff Davidson	C/G
12	Adam Henry	WR	45	Israel Byrd	CB	77	William Roaf	T
13	Doug Nussmeier	QB	46	Sean Lumpkin	S	78	Tom Roth	C/G
14	Tom Hodson	QB	47	Travis Davis	S	79	Tory Epps	DT
15	Travis Moore	WR	48	Marty Thompson	TE	80	Tyrone Johnson	WR
16	Lawann Latson	WR	49	Kyle Kramer	TE	81	Michael Haynes	WR
17	Jim Everett	QB	50	David Bavaro	LB	82	Irv Smith	TE
19	Terrence Jones	WR	52	Richard Harvey	LB	83	Torrance Small	WR
20	Derek Brown	RB	53	Tim Brown	LB	84	Steve Rhem	WR
21	Eric Allen	CB	54	Winfred Tubbs	LB	85	Wesley Walls	TE
22	Lorenzo Neal	FB	55	Mark Fields	LB	86	Kirk Botkin	TE
24	Mario Bates	RB	56	Ernest Dixon	LB	87	Lee DeRamus	WR
25	Brad Muster	FB	58	James Roberson	LB	88	Derrell Mitchell	WR
26	Vince Buck	CB	59	Rufus Porter	LB	89	Quinn Early	WR
27	Selwyn Jones	CB	60	Craig Novitsky	G	90	Israel Stanley	DT
28	Ralph Dawkins	RB	62	Jeff Uhlenhake	C	91	Robert Goff	DT
29	Kevin Gaines	S	63	Mike Palermo	T	93	Wayne Martin	DT
30	Lance Gunn	S	64	Brian Bravy	G	94	Joe Johnson	DE
32	Vaughn Dunbar	RB	65	Willie Williams	T	95	Kelvin Ingram	DE
33	Tyrone Hughes	CB	66	Mike Verstegen	T	96	Dameian Jeffries	DE
34	Ray Zellers	FB	67	Andy McCollum	C/G	97	Renaldo Turnbull	DE
35	Shane Pahukoa	S	68	Alan Kline	T	98	Jim Hanna	DT
36	Derrick Ned	FB	70	Chris Port	G	99	Natu Tuatagaloa	DE



OTHER SAINTS FOR 1995

CARY BLANCHARD, Kicker, Oklahoma State, 6-1, 225...went to camp with Dallas as a rookie free agent in 1991, was released prior to regular season...played with Sacramento of the World League in 1992...went to camp with the Saints in '92, spent two games on the practice squad and one on the active roster before being claimed off waivers by the Jets 9/29/92...played in 27 games with the Jets from 1992-93...hit on 33 of 48 field goal attempts with a long of 47, and connected on all 48 PATs during that time...was 16 of 22 in '92...was released by the Jets 6/24/94, signed by Minnesota for '94 training camp and released before regular season...re-signed by the Saints 4/18/95...was a three-time All-Big Eight choice for the Cowboys, where he ranks second on the school's all-time list with 315 points...lettered in football and baseball at L.D. Bell High School in Hurst, Texas...married (Mindy) with son (Blake) and daughter (Bayli)...born November 5, 1968 at Forth Worth, Texas.

KIRK BOTKIN, Tight End, Arkansas, 6-3, 245...went to camp with New England in 1994 as a rookie free agent, was released prior to the regular season...was signed by the Saints to the practice squad 9/28, where he spent nine games before being activated to the 53-man roster 12/9 following shoulder injury to Wesley Walls...played in each of the final three games, all as deep snapper on punts...caught 87 passes in his career for the Razorbacks...lettered in football, track and baseball at Robert E. Lee High School in Baytown, Texas...single...full name is Kirk Randal Botkin...born March 19, 1971 at Baytown, Texas.

BRIAN BRAVY, Guard, Georgia Tech, 6-4, 332...was a two-year starter at left guard for the Yellow Jackets, and was a Football News first-team All-ACC choice as a senior...was an all-league and all-conference performer at Sachem High School in Lake Ronkonkoma, New York...signed with the Saints as a free agent 4/27/95...single...full name is Brian Robert Bravy...born December 3, 1971 at New York, N.Y.

TIM BROWN, Linebacker, West Virginia, 6-0, 222...was signed by the Saints as a rookie free agent, 4/28/94, and waived just prior to training camp, 7/21...re-signed in June of '95 after playing with the Scottish Claymores of the World League this past spring...played 1992-93 for the Mountaineers after transferring from Hudson Valley Community College in Troy, New York...was a first-team All-Big East selection in 1993...attended McKeesport (Pa.) High School...born January 20, 1971 at McKeesport, Pennsylvania.

ISRAEL BYRD, Cornerback, Utah State, 5-11, 184...went to camp with the Saints as a rookie free agent in 1993...spent games 2-15 on the practice squad before being signed to the 53-man roster 12/29...was inactive for the season finale, at Philadelphia 12/26...began '94 season on the practice squad, where he spent the first seven contests...signed to the active roster 10/21 where he had a four-game stay...played in three, primarily on special teams...only action on defense came in week 8, vs. Rams 10/23...was waived 11/23 and re-signed to the practice squad 11/25, where remained for games 12-15...signed to active roster 12/22, was inactive for season finale, at Denver 12/24...transferred to Utah State after two years at Allan Hancock Junior College in Santa Maria, California...attended Parkway Central High School in St. Louis, Missouri...born February 1, 1971 at St. Louis.



RALPH DAWKINS, Running Back, Louisville, 5-8, 195...went to camp with the Saints as a rookie free agent in 1994, was released 8/23 and signed to the practice squad 8/30 where he spent the entire season...was re-signed 2/15/95...played with Amsterdam of the World League this past offseason, where he rushed for 479 yards and three touchdowns on 132 attempts, and returned 10 kick-offs for a 27.3-yard average before sustaining ligament damage in his knee in the seventh game...rushed for 2,159 yards and 17 TDs on 525 carries, and caught a school-record 151 passes for 1,667 yards and 12 TDs in four years for the Cardinals...lettered in football and baseball at William M. Raines High School in Jacksonville, Florida...single...born March 20, 1970 at Jacksonville, Fla.

BRIAN DYET, Defensive End, Colorado, 6-5, 260...went to camp with Denver in 1994 as a rookie free agent, was released in camp...finished his college career with 113 tackles, five sacks and two fumble recoveries for the Buffaloes...lettered in football, wrestling and track at Pomona High School in Aravada, Colorado...signed with the Saints as a free agent in 1995...born December 12, 1970 at Denver.

JAMES FULLER, Safety, Portland State, 5-11, 208...was the eighth-round draft choice (201st overall) of San Diego in 1992...did not play in '92, spent part of the year on injured reserve and the balance on the practice squad...played in 10 games for the Chargers in 1993 and was credited with eight tackles on defense and six stops on special teams...was with San Diego for one game last season before being released...was an All-Western Football Conference first-team pick in 1990 and 1991, his only two years at Portland State...transferred from Walla Walla (Washington) Junior College...attended Stadium High School in Tacoma, Washington...signed with the Saints as a free agent 6/2/95...born August 5, 1969 at Tacoma, Wash.

KEVIN GAINES, Safety, Louisville, 6-0, 181...was a three-year starter at cornerback for the Cardinals...senior season at Louisville was 1993, did not play football last year...attended Euclid (Ohio) High School...signed with the Saints as a free agent 4/27/95...single...full name is Kevin Winston Gaines...born August 7, 1971 at Cleveland, Ohio.

LANCE GUNN, Safety, Texas, 6-3, 222...was originally drafted by Cincinnati in the seventh-round in 1993...started all eight games in which he played at strong safety for the Bengals in his rookie season, and recorded 28 tackles and a fumble recovery...spent the final eight games of the year on injured reserve with a knee injury...was released by the Bengals prior to the '94 regular season...signed with the Saints 2/22/95...was an All-Southwest Conference selection each of his final three years for the Longhorns...attended North Shore High School in Houston, Texas...full name is Lance Cameron Gunn...born January 9, 1970 at Whiteman Air Force Base, Missouri.

ADAM HENRY, Wide Receiver, McNeese State, 6-1, 184...first attended Saints' rookie minicamp of 1994, 4/29-5/1, as a non-roster player, was signed 5/4...was waived in training camp, 8/22...re-signed by the Saints 4/27/95...was a first-team All-Southland Conference choice as a senior when he caught 24 passes for 589 yards and eight touchdowns...attended Kelly High School in Beaumont, Texas...single...full name is Adam Charles Henry...born April 27, 1972 at Beaumont, Texas.



TOM HODSON, Quarterback, Louisiana State, 6-3, 195... was originally selected by New England in the third-round (59th overall) of the 1990 draft... played in 32 games with 12 starts for the Patriots from 1990-92, and completed 171 of 315 (54.3%) for 1,809 yards with seven touchdowns, 11 interceptions and a long of 56... also rushed for 90 yards on 21 carries... had his best year in 1990 when he opened six of the seven contests in which he appeared and hit on 85 of 156 for 968 yards with four touchdowns and five interceptions... threw for a career-high 267 yards on 25 of 43 passing, at Miami 10/18/92... spent the final seven games of '92 on injured reserve with a thumb injury... also served as the holder during his stint with Patriots... was released by New England in 1993 training camp... was with Miami for three games in '93, was inactive each time... did not attend a training camp last year, but spent a week with Dallas in 1994 (11/22-11/29), was inactive for his only game on the roster... signed with the Saints as a free agent 4/27/95... was a four-year starter at LSU, and finished as the holder of 19 school records and six SEC marks... threw for 9,115 yards, including 2,655 as a senior in 1989, an LSU single-season standard... started all but one game in his four years for the Tigers... attended Central Lafourche High School in Matthews, La., where he lettered in football and basketball... married (Andrea)... full name is Thomas Paul Hodson... born January 28, 1967 at Raceland, Louisiana.

KELVIN INGRAM, Defensive End, Oklahoma State, 6-5, 276... transferred to Oklahoma State after two years at Santa Rosa (Calif.) Junior College... attended Fort Pierce (Florida) High School... signed with the Saints as a free agent 5/1/95... born October 25, 1970 at Fort Pierce, Fla.

TERRENCE JONES, Wide Receiver, Tulane 6-1, 210... was selected by San Diego in the seventh-round (195th overall) of the 1989 draft... played each of the last six years in the Canadian League as a quarterback, with Calgary (1989-91), Ottawa (1991-93) and Shreveport (1994)... in six seasons, completed 234 of 524 for 3,632 yards with 12 touchdowns and 37 interceptions... also rushed for 686 yards and 10 touchdowns on 98 carries... began his career for the Green Wave as a tailback before being moved to quarterback... attended Litcher (Louisiana) High School, and led them to the state Class AAA title as a juniors... signed with the Saints as a free agent 4/27/95... married (Kim)... born June 18, 1966 at New Orleans, Louisiana.

ALAN KLINE, Tackle, Ohio State, 6-5, 277... went to camp with the Saints as a rookie free agent last season, was waived 8/28 and signed to the practice squad two days later where he spent the first 15 games of the season... was signed to the 53-man roster for the season finale, at Denver 12/24, was inactive... was an All-Big 10 selection as a senior and sophomore for the Buckeyes when he started every game at left tackle... lettered in football, basketball and track at Columbian High School in Tiffin, Ohio... born May 25, 1971 at Tiffin, Ohio.

KYLE KRAMER, Tight End, Oklahoma, 6-5, 230... played the last two seasons at Oklahoma after transferring from the University of Minnesota... attended Allen High School in McKinney, Texas... father, Kent, played tight end with the Minnesota Vikings (1969-70) and the Philadelphia Eagles (1971-74)... signed with the Saints as a free agent in 1995... born February 11, 1972.

LAWANN LATSON, Wide Receiver, Northwestern State (La.), 5-8, 170... went



to camp with the Giants as a rookie free agent in 1993, was released prior to regular season... went to camp with Ottawa of the Canadian League last season... played two years at Northwestern St. after transferring from Tyler (Texas) Junior College... attended Woodlawn High School in Shreveport, La... signed with the Saints as a free agent 4/27/95... full name is Lawann Marquette Latson... born March 11, 1971 at Ashdown, Arkansas.

TRAVIS MOORE, Wide Receiver, Ball State, 6-0, 187... was on the practice squad of the Calgary Stampeders of the Canadian League last year... played semi-pro ball in 1993... played at Ball State from 1990-91 during which time he caught 62 passes for 869 yards... also saw kickoff and punt return duty for the Cardinals... transferred from Santa Monica (Calif.) Junior College... attended Hamilton High School in Los Angeles, California... signed with the Saints as a free agent 5/1/95... single... born August 5, 1970 at Los Angeles, Calif.

MIKE NESBITT, Punter, New Mexico, 6-2, 180... went to camp with the Saints as a rookie free agent in 1994, was waived 8/22... re-signed with the Saints 3/7/95... in three preseason games last year, averaged 43.4 on 10 punts with a long of 51... in two years at New Mexico averaged 42.9 on 103 punts with 46 inside-the-20 and 30 punts of 50 yards or more... was a second-team All-WAC choice as a senior... his net average for two years was 40.5, including 42.3 as a senior... transferred to New Mexico after two years at Northeast Oklahoma State... was the punter and placekicker at Delen (New Mexico) High School, where he also played wide receiver, and lettered in basketball... born February 3, 1971 at Denver, Colorado.

SHANE PAHUKOA, Safety, Washington, 6-2, 202... signed as a rookie free agent for 1993, was waived 8/24... signed to the practice squad 12/13 where he spent the final three games of the season... was re-signed 4/28/94... sustained a torn anterior cruciate ligament in his knee during training camp practice, 8/8... underwent reconstructive surgery 8/18, was placed on injured reserve 8/23... was a second team All-PAC 10 choice each of his final two seasons for the Huskies... attended Marysville-Pilchuk High School in Marysville, Washington... brother, Jeff, was an offensive lineman with the Rams from 1991-93... married (Kendra) with daughter (Keala 5/30/95)... born November 25, 1970 at Vancouver, Washington.

MIKE PALERMO, Tackle, Gannon College, 6-5, 290... was a three-year starter at right tackle at Gannon College in Erie, Pennsylvania... attended General McLane High School in Erie, Pa., where he played basketball but not football... signed with the Saints as a free agent 4/27/95... single... born October 10, 1970 at Erie, Pennsylvania.

JAMES ROBERSON, Linebacker, Florida State, 6-3, 244... started each of his final two years for the Seminoles, at left defensive end as a senior, and at left outside linebacker in 1993... finished his four-year career with 139 tackles, including 10 for loss and seven sacks, two fumble recoveries, two forced fumbles and four passes defensed... was an all-state first-team choice as a senior at Lake Wales (Fla.) High School... graduated last December with a degree in political science... signed with the Saints as a free agent 4/27/95... full name is James Earl Roberson... born May 3, 1971 at Bartow, Florida.

ISRAEL STANLEY, Defensive Tackle, Arizona State, 6-3, 260... originally signed with San Diego as a rookie free agent for 1993, spent the first 13 games of



the '93 season on the Chargers' practice squad, was signed to the 53-man roster for the final three games, was inactive for each... went to camp with Chargers in 1994, was waived prior to the regular season... signed with the Saints as a free agent in 1995... was an honorable mention All-PAC 10 choice as a senior... returned an interception 70 yards for a TD in 1989... was an all-C.I.F. San Diego choice and all-Eastern League first team at Point Loma High School... was also chosen to the all-state team by the San Diego Union-Tribune... born April 21, 1970 at San Diego.

MARTY THOMPSON, Tight End, 6-3, 243, Fresno State... played with Detroit in 1993 after making the club as a rookie free agent... was released in training camp last year... caught one pass for 15 yards in six games, including two starts, for the Lions in '93... spent the first five contests of the year on the active roster, was waived 10/13 and signed to the practice squad a day later... activated from Practice Squad 12/3 and waived 12/7... re-signed to Practice Squad 12/8, and activated to 53-man roster 1/7... dressed but did not play in playoff game, vs. Green Bay 1/8... started his last two years and most of his sophomore year at Fresno State... hauled in 19 passes for 305 yards and a TD as a senior... led the Bulldogs with 475 yards and eight receiving TDs his junior year... was a three-year letterman as a wide receiver, defensive back and punter at Mammoth High School in Mammoth Lakes, California... signed with the Saints as a free agent in 1995... born December 9, 1969 at Whittier, California.

NATU TUATAGALOA, Defensive End, California, 6-4, 275... entered the NFL as Cincinnati's fifth-round draft choice in 1989, played with the Bengals from 1989-91... joined Seattle as a free agent in 1992, and played with the Seahawks, 1992-93... in five NFL seasons, has appeared in 76 games with 26 starts... has registered 94 tackles, 15.5 sacks, three fumble recoveries and an interception... tallied a career-high 4.5 sacks in 1990... opened 15 of 16 contests in '93 and recorded a career-best 32 tackles, including 3.5 sacks... was a four-year letterman and three-year starter at Cal, where he finished his career with 240 tackles, including a school-record 18.5 sacks... holds degree in history... lettered in football, basketball, track and boxing at San Rafael (Calif.) High School... full name is Gerardus Mauritius Natuitasina Tuatagaloa... has a daughter (Tianna Christine 10/11/86)... born May 25, 1966 at San Francisco, California.

SAINTS LONGEST PLAYS - 1994

RUN FROM SCRIMMAGE — 40, Mario Bates, vs. Dallas, 12-19
Opponent — 25t, Lewis Tillman, at Chicago, 10-9

PASS PLAY — 78t, Jim Everett to Michael Haynes, at Atlanta, 12-11
Opponent — 59, Warren Moon to Jake Reed, at Minnesota, 11-6

PUNT RETURN — 35, Tyrone Hughes, at San Francisco, 9-25
Opponent — 74t, Brian Mitchell, Washington, 9-11

KICKOFF RETURN — 98t, Tyrone Hughes, vs. Rams, 10-23
Opponent — 86, Brian Mitchell, Washington, 9-11

INTERCEPTION RETURN — 33t, James Williams, vs. Giants, 10-2
Opponent — 74t, Deion Sanders, at San Francisco, 9-25

PUNT — 57, Tommy Barnhardt, at Chicago, 10-9
Opponent — 63, Mike Horan, Giants, 10-2

FIELD GOAL — 48, Morten Andersen, vs. Kansas City, 9-4
Opponent — 51, Jeff Jaeger, at Raiders, 11-20



1994 GAME SUMMARIES

CHIEFS 30, SAINTS 17 September 4 at Superdome (69,362)

The Chiefs scored on their first three possessions of the game, which included drives of 80, 59 and 74 yards. The Saints notched their first touchdown of the season, 5:50 into the third quarter and six plays after Lin Elliott missed a 26-yard field goal. Jim Everett's four completions covered 76 of the 80 yards on the drive. Elliott kicked a field goal on the next series, before a fumble and an interception ended Saints drives on their next two possessions after they had gotten into Chiefs territory. Kansas City converted an interception into their final touchdown of the day, 1:48 into the fourth quarter.

Kansas City	7	10	3	10	30
New Orleans	0	3	7	7	17

SCORING

K.C. — Davis 11 pass from Montana (Elliott kick)	
K.C. — Allen 1 run (Elliott kick)	
N.O. — Andersen 48 field goal	
K.C. — Elliott 24 field goal	
N.O. — Walls 13 pass from Everett (Andersen kick)	
K.C. — Elliott 22 field goal	
K.C. — Cash 2 pass from Montana (Elliott kick)	
K.C. — Elliott 27 field goal	
N.O. — Brown 14 pass from Everett (Andersen kick)	

TEAM STATISTICS

	Kansas City	New Orleans
Total First Downs	28	22
Total Net Yards	460	349
Rushes-Yards	43-152	11-37
Net Yards passing	308	312
Passes (A-C-I)	33-24-0	37-26-2
QB Sacked-Yards	1-7	1-14
Punts-Average	1-35	3-40.3
Fumbles-Lost	1-0	2-2
Penalties-Yards Lost	8-52	7-44
Time of Possession	37:03	22:57

RUSHING

Kansas City — Allen 17-82, 1 TD; Hill 16-51; Anders 5-15; Bennett 2-6; Montana 2-(-2); Dickerson 1-0.	
New Orleans — Brown 9-35; Bates 2-2.	

PASSING

Kansas City — Montana 33-24-0, 315 yards, 2 TDs.	
New Orleans — Everett 37-26-2, 326 yards, 2 TDs.	

RECEIVING

Kansas City — Davis 7-09, 1 TD; Cash 5-53, 1 TD; Anders 5-49; Dawson 3-70; Allen 3-16; Birden 1-18.	
New Orleans — Early 8-101; Haynes 5-71; Brown 4-57, 1 TD; Small 4-43; Walls 3-44, 1 TD; Smith 1-6; Neal 1-4.	

REDSKINS 38, SAINTS 24 September 11 at Superdome (58,049)

The Saints claimed the initial lead, 6:51 into the game, following a 14-play, 66-yard drive that used 6:51 of the clock. Washington went ahead 3:14 later, after they got the ball at the Saints' 14 when a Reggie Roby punt hit Tyrone Legette, and Lamont Hollingquest recovered. Brian Mitchell gave the Redskins an 11-point advantage just 1:23 afterwards, while his 86-yard kickoff return to open the second half set up another Washington touchdown. The Saints answered with their first touchdown of the day on the following possession, but the Redskins responded with a 79-yard TD drive that took just seven plays. Washington added a field goal and another touchdown early in the fourth quarter as a result of Saints turnovers. New Orleans came back with two touchdowns within a 2:36 span of the fourth quarter after a successful onside kick, but it was not enough, even with a club-record 380 net yards passing as a team. Jim Everett's performance was the second-highest yardage total in team history.

Washington	14	0	14	10	38
New Orleans	3	0	6	15	24

SCORING

N.O. — Andersen 29 field goal	
Wash. — Ellard 14 pass from Friesz (Lohmiller kick)	
Wash. — Mitchell 74 punt return (Lohmiller kick)	
Wash. — Smith 1 pass from Friesz (Lohmiller kick)	
N.O. — Haynes 17 pass from Everett (pass failed)	
Wash. — Ellard 41 pass from Friesz (Lohmiller kick)	
Wash. — Lohmiller 31 field goal	
Wash. — Howard 31 pass from Friesz (Lohmiller kick)	
N.O. — Small 4 pass from Everett (Everett to Small)	
N.O. — Muster 3 run (Andersen kick)	

TEAM STATISTICS

	Washington	New Orleans
Total First Downs	22	27
Total Net Yards	343	408
Rushes-Yards	46-153	15-28
Net Yards passing	190	380
Passes (A-C-I)	22-15-0	49-33-1
QB Sacked-Yards	1-5	1-8
Punts-Average	2-46	4-40.3
Fumbles-Lost	2-1	3-2
Penalties-Yards Lost	6-28	5-29
Time of Possession	33:34	26:26

RUSHING

Washington — Brooks 32-92; Ervins 6-33; Mitchell 7-27; Friesz 1-1.	
New Orleans — Brown 9-17; Bates 4-9; Muster 1-3, 1 TD; Neal 1-(-1).	

PASSING

Washington — Friesz 22-15-0, 195 yards, 4 TDs.	
New Orleans — Everett 46-31-1, 376 yards, 2 TDs; Wilson 3-2-0, 12 yards.	

RECEIVING

Washington — Ervins 4-28; Ellard 3-72, 2 TDs; Horton 3-35; Howard 2-37, 1 TD; Brooks 1-16; Jenkins 1-6; Smith 1-1, 1 TD.	
New Orleans — Haynes 6-87, 1 TD; Early 5-83; Small 5-59, 1 TD; Muster 5-50; Brown 5-30; Smith 4-39; Walls 3-40.	



SAINTS 9, BUCCANEERS 7

September 18 at Tampa Stadium (45,522)

The Saints took an early 6-0 lead on a pair of Morten Andersen first-quarter field goals. He kicked a 43-yarder on the Saints' first series of the game, which covered 44 yards. He also scored on the next possession after Vince Buck recovered a Rudy Harris fumble at the Bucs' 25. Tampa Bay got its only points of the game on their first possession of the second quarter when a Craig Erickson to Jackie Harris 10-yard TD pass capped a 15-play, 80-yard drive that used 10:59 of the clock. The Bucs converted three third downs on the march. The Saints regained the lead when Andersen hit a 43-yard field goal with 15 seconds left in the first half, four plays after Jim Everett connected with Wesley Walls for a 31-yard completion to the Bucs' 25. Although neither team scored in the second half, Tampa Bay got into Saints territory on four of their five second half possessions. The Saints defense came up big, accounting for all five of their sacks on the day in the second half. Still the Bucs had a chance after Erickson hit Willie Green for a 28-yard completion on a fourth-and-27 from their own 19, and a pass interference penalty on the final drive of the game. But Michael Husted's 54-yard field goal attempt on the final play, fell short and wide right. Sam Mills led the Saints with 11 tackles, while Darion Conner had five stops, including three sacks and a forced fumble and was named NFC Defensive Player-of-the-Week for the first time in his career.

New Orleans6	3	0	0—9
Tampa Bay0	7	0	0—7

SCORING

N.O. — Andersen 43 field goal
N.O. — Andersen 31 field goal
T.B. — Harris 10 pass from Erickson (Husted kick)

TEAM STATISTICS

	New Orleans	Tampa Bay
Total First Downs	12	16
Total Net Yards	233	232
Rushes-Yards	23-57	26-85
Net Yards passing	176	147
Passes (A-C-I)	31-19-0	32-17-0
QB Sacked-Yards	0-0	5-29
Punts-Average	6-39.8	6-35.7
Fumbles-Lost	1-0	3-1
Penalties-Yards Lost	7-46	6-45
Time of Possession	27:43	32:17

RUSHING

New Orleans — Brown 16-31; Ned 5-28; Wilson 1-0; Everett 1-(-2).
Tampa Bay — Rhett 15-34; Workman 8-32; Erickson 2-16; Harris 1-3.

PASSING

New Orleans — Everett 19-10-0, 108 yards; Wilson 12-9-0, 68 yards.
Tampa Bay — Erickson 32-17-0, 176 yards, 1 TD.

RECEIVING

New Orleans — Ned 5-38; Early 4-50; Brown 4-34; Walls 3-35; Haynes 2-13; Muster 1-6.
Tampa Bay — Green 3-53; Harris 3-34, 1 TD; Armstrong 2-37; Wilson 2-18; Hawkins 2-18; Workman 2-5; Copeland 1-9; Rhett 1-5; Royster 1-(-4).

49ERS 24, SAINTS 13

September 25 at Candlestick Park (63,971)

The 49ers scored on the first series of the game, 2:31 into the contest. James Williams intercepted a Steve Young pass on the second play of San Francisco's next possession, and returned it nine yards to the 49ers' 31, leading to a Morten Andersen field goal. San Francisco went ahead when Young and Jerry Rice connected on third-and-5, 1:17 into the second stanza. The Saints tied the score with just 2:31 to play in the first half when, on third-and-3, Jim Everett hit Irv Smith, who carried a would-be tackler the final few yards for his first touchdown of the season. The drive was kept alive when punter Tommy Barnhardt scampered for a 21-yard gain on fourth-and-6 from the Saints' 42. The Saints were not done yet, as they got the ball at the 49ers' 40 with 1:24 to play in the half after stopping San Francisco. A 25-yard completion from Everett to Derek Brown on third-and-10 set up Andersen's second field goal, with 38 seconds left in the half. New Orleans got to the 49ers' 33 on the first series of the second half, but an Andersen 50-yard field goal attempt fell off the mark. San Francisco came right back and answered with a 13-play, 59-yard drive that used 6:33 of the clock and ended with the go-ahead score. The Saints got into 49ers territory on four of their final five possessions of the game, but could not produce any points. They were at the San Francisco 30 with 2:03 to play when a Jim Everett pass intended for Derrick Ned in the end zone was intercepted by Merton Hanks. After stopping the 49ers on three straight plays, the Saints had a fourth-and-8 from the 49ers' 42 with 47 seconds to play, but Deion Sanders stepped in front of an Everett pass and returned it 74 yards for a touchdown.

New Orleans3	10	0	0—13
San Francisco3	7	7	7—24

SCORING

S.F. — Brian 43 field goal
N.O. — Andersen 22 field goal
S.F. — Rice 28 pass from Young (Brien kick)
N.O. — Smith 17 pass from Everett (Andersen kick)
N.O. — Andersen 26 field goal
S.F. — Rice 6 pass from Young (Brien kick)
S.F. — Sanders 74 interception return (Brien kick)

TEAM STATISTICS

	New Orleans	San Francisco
Total First Downs	17	18
Total Net Yards	340	299
Rushes-Yards	19-49	19-74
Net Yards passing	291	225
Passes (A-C-I)	55-31-2	39-25-2
QB Sacked-Yards	0-0	5-22
Punts-Average	7-45.4	7-38.1
Fumbles-Lost	0-0	0-0
Penalties-Yards Lost	5-34	4-33
Time of Possession	32:26	27:34

RUSHING

New Orleans — Barnhardt 1-21; Haynes 1-13; Everett 1-5; Ned 5-5; Neal 3-4; Brown 8-1.
San Francisco — Watters 15-49; Logan 3-25; Floyd 1-0.

PASSING

New Orleans — Everett 55-31-2, 291 yards, 1 TD.
San Francisco — Young 39-25-2, 247 yards, 2 TDs.

RECEIVING

New Orleans — Early 8-79; Haynes 7-81; Walls 6-36; Ned 4-20; Smith 3-33, 1 TD; Brown 2-33; Small 1-9.
San Francisco — Watters 8-54; Rice 5-63, 2 TDs; Jones 4-37; Logan 4-36; Taylor 3-52; Singleton 1-5.

SAINTS 27, GIANTS 22

October 2 at Superdome (55,076)

The teams traded first quarter field goals. New York's score was set up by a Thomas Lewis 25-yard punt return to the Saints' 31. New Orleans put together a 10-play, 64-yard drive that ended with 21 seconds left in the first quarter. The Giants went ahead 7:10 into the second stanza after they got the ball at the Saints' 28 following a 35-yard punt return by Lewis. They widened the lead to 10 points 2:43 later, four plays after John Booty intercepted a Jim Everett pass and returned it to the Saints' 12. The Saints answered on their next possession, keyed by a 59-yard completion from Everett to Michael Haynes to the Giants' 7 on third-and-8. New Orleans took the lead for good three plays later when James Williams scored his first NFL touchdown. Andersen extended the Saints' lead, 4:23 into the second half, while Derek Brown gave the Saints a 14-point advantage 1:25 into the fourth quarter. New York added a David Treadwell field goal, with 8:02 to play, as a result of a Saints fumble, and a Brown to Sherrard touchdown to cap a drive in which the Giants converted a pair of fourth down tries. Wesley Walls recovered the ensuing onside kick to preserve the victory. The Saints registered seven sacks on the day, including two each by Darion Conner and Wayne Martin. Williams finished the day with 10 total tackles and was named NFC Defensive Player-of-the-Week for the first time in his career.

New York3	10	0	9—22
New Orleans3	14	3	7—27

SCORING

N.Y. — Treadwell 41 field goal
N.O. — Andersen 29 field goal
N.Y. — Sherrard 10 pass from Brown (Treadwell kick)
N.Y. — Treadwell 32 field goal
N.O. — Early 4 pass from Everett (Andersen kick)
N.O. — J. Williams 33 interception return (Andersen kick)
N.O. — Andersen 32 field goal
N.O. — Brown 3 run (Andersen kick)
N.Y. — Treadwell 35 field goal
N.Y. — Sherrard 3 pass from Brown (run failed)

TEAM STATISTICS

	New York	New Orleans
Total First Downs	11	15
Total Net Yards	202	314
Rushes-Yards	21-50	28-67
Net Yards passing	152	247
Passes (A-C-I)	35-20-2	30-20-1
QB Sacked-Yards	7-28	1-2
Punts-Average	6-49.2	6-44.5
Fumbles-Lost	2-0	2-2
Penalties-Yards Lost	4-30	5-49
Time of Possession	29:16	30:44

RUSHING

New York — Meggett 16-40; Rasheed 2-7; Marshall 1-2; Brown 2-1.
New Orleans — Brown 22-64, 1 TD; Neal 1-5; Ned 1-3; Everett 4-(-5).

PASSING

New York — Brown 35-20-2, 180 yards, 2 TDs.
New Orleans — Everett 30-20-1, 249 yards, 1 TD.

RECEIVING

New York — Sherrard 6-48, 2 TDs; Meggett 5-35; Cross 3-66; Calloway 3-18; Pierce 2-10; Marshall 1-3.
New Orleans — Smith 6-42; Early 3-43, 1 TD; Haynes 2-68; Walls 2-37; Ned 2-21; Small 2-21; Brown 2-10; W. Williams 1-7.

BEARS 17, SAINTS 7

October 9 at Soldier Field (63,822)

The Saints got to the Bears' 27 on the first series of the game, but were turned back when they failed to convert on fourth-and-1. Chicago made it to the Saints' 27 early in the second quarter, but could not convert on fourth-and-2. The first score of the game came with 3:37 left in the first half, and capped a 13-play, 84-yard drive that used 6:49 of the clock. The Bears fumbled the opening kickoff of the second half, but the Saints could not capitalize as a Morten Andersen 36-yard field goal attempt was blocked by Albert Fontenot. Mark Carrier alertly scooped up the ball and scampered 54 yards to the Saints' 34, setting up a Kevin Butler field goal four plays later. The Bears' winning points followed an 8-play, 70-yard drive with 2:24 to play in the third quarter. Chicago iced the game when Lewis Tillman scored from 25 yards out with 2:31 remaining. The Saints had their chances in the second half, penetrating the Bears' 40 on three separate occasions. New Orleans' five second-half possessions ended in a blocked field goal, a failed fourth down attempt, a fumble, a failed fake punt try, and an interception.

New Orleans0	7	0	0—7
Chicago0	0	10	7—17

SCORING

N.O. — Early 18 pass from Everett (Andersen kick)
Chi. — Butler 46 field goal
Chi. — Graham 21 pass from Walsh (Butler kick)
Chi. — Tillman 25 run (Butler kick)

TEAM STATISTICS

	New Orleans	Chicago
Total First Downs	17	16
Total Net Yards	316	305
Rushes-Yards	25-107	32-131
Net Yards passing	209	174
Passes (A-C-I)	40-22-1	26-16-0
QB Sacked-Yards	0-0	0-0
Punts-Average	2-49.5	3-37
Fumbles-Lost	1-1	1-1
Penalties-Yards Lost	1-10	6-45
Time of Possession	29:03	30:57

RUSHING

New Orleans — Neal 14-63; Brown 8-25; Everett 3-19.
Chicago — Tillman 23-100, 1 TD; Harris 7-28; Worley 1-2; Green 1-1.

PASSING

New Orleans — Everett 39-22-1, 209 yards, 1 TD; Barnhardt 1-0-0.
Chicago — Walsh 26-16-0, 174 yards, 1 TD.

RECEIVING

New Orleans — Haynes 8-84; Brown 4-34; Smith 4-32; Early 3-44; Walls 3-15.
Chicago — Tillman 5-38; Graham 3-61, 1 TD; Gedney 3-30; Harris 3-18; Cook 1-18; Green 1-9.



CHARGERS 36, SAINTS 22

October 16 at Superdome (50,565)

The Chargers tallied 24 points before the Saints got on the board, at the 8:10 mark of the second quarter. The Chargers responded with a pair of field goals before the Saints got their second touchdown of the day, 4:35 into the third quarter. Following John Carney's fourth field goal of the game, with 2:31 to play in the third quarter, the Saints put together an 11-play, 84-yard drive that was capped by Lorenzo Neal touchdown run. Jim Everett connected with Wesley Walls for the 2-point conversion, cutting the deficit to 11 points. But Darrien Gordon returned a Derek Brown fumble 13 yards to the Saints' 12 with 5:15 to play, and Carney added his fifth field goal, 1:46 later. San Diego scored on their first seven possessions of the game, and 8 of 12 overall. LB Junior Seau recorded 13 tackles, and DE Chris Mims had two sacks for the Chargers. LB Sam Mills led the Saints with 11 total tackles.

San Diego14	13	6	3	—36
New Orleans0	7	7	8	—22

SCORING

S.D. — Means 16 run (Carney kick)
S.D. — Means 8 run (Carney kick)
S.D. — Carney 49 field goal
S.D. — Means 1 run (Carney kick)
N.O. — Early 18 pass from Everett (Andersen kick)
S.D. — Carney 31 field goal
S.D. — Carney 29 field goal
N.O. — Smith 1 pass from Everett (Andersen kick)
S.D. — Carney 29 field goal
N.O. — Neal 1 run (Walls pass from Everett)
S.D. — Carney 28 field goal

TEAM STATISTICS

	San Diego	New Orleans
Total First Downs	25	24
Total Net Yards	378	284
Rushes-Yards	40-198	18-104
Net Yards passing	180	180
Passes (A-C)	29-17-0	35-24-0
QB Sacked-Yards	1-6	3-30
Punts-Average	2-43.5	3-45.3
Fumbles-Lost	0-0	2-2
Penalties-Yards Lost	8-88	4-77
Time of Possession	34:06	25:54

RUSHING

San Diego — Means 26-120, 3 TDs; Bienenmy 8-53; Harmon 4-27; Humphries 2-(-2).
New Orleans — Brown 13-81; Haynes 1-15; Early 1-8; Neal 3-0, 1 TD.

PASSING

San Diego — Humphries 29-17-0, 186 yards.
New Orleans — Everett 35-24-0, 210 yards, 2 TDs.

RECEIVING

San Diego — Martin 5-51; Harmon 4-34; Young 3-41; Jefferson 2-30; Pupunu 2-20; Means 1-10.
New Orleans — Haynes 7-51; Early 6-58, 1 TD; Brown 5-33; Small 3-48; Walls 2-19; Smith 1-1, 1 TD.

SAINTS 37, RAMS 34

October 23 at Superdome (47,908)

The Saints jumped out to a 14-0 first-quarter lead with touchdowns on their first two possessions of the game. The Rams cut the deficit in half on the first play of the second quarter. Tyrone Hughes intercepted a Chris Miller pass at the Rams' 12 on the first play of their next series, setting up a Morten Andersen field goal, 5:04 into the second quarter. New Orleans threatened to widen the gap when they had a first-and-goal at the Rams' 1 on their next series, but on second down, Toby Wright stripped the ball from Lorenzo Neal and went 98 yards the other way for a touchdown. Hughes answered with the second kickoff return for a touchdown of his career on the following play, before the teams traded field goals to close out the first half, including a 40-yarder by Andersen with just four seconds left. An Andersen field goal midway through the third quarter capped a 10-play, 46-yard drive that used 6:52 of the clock. Los Angeles responded with a 15-play, 55-yard drive that ate up 7:09 of the clock and ended with a Tom Zendejas field goal, with 18 seconds left in the quarter. Hughes took the kickoff that followed his NFL record-tying second touchdown of the game, giving the Saints a 17-point cushion. The Rams inched closer on Johnny Bailey's TD run, with 6:22 left in the game. The Rams got a break following the next series, when a Tommy Barnhardt punt from his own 39, hit in the end zone, went up in the air and came back down in the end zone. Robert Bailey then picked up the ball three yards deep in the end zone and raced for an NFL-record 103-yard punt return. Los Angeles had one final chance when they got the ball at their own 40 with 22 seconds to play. But on the second play from scrimmage, Saints CB Selwyn Jones tipped the ball into the hands of Jimmy Spencer. Hughes finished the game with 304 kickoff return yards, and 347 total return yards. In the process, he set or tied four NFL records and seven team records, and was named NFC Special Teams Player-of-the-Week. The teams combined for 688 total kickoff and punt return yards. Jimmy Spencer had two interceptions for the Saints.

Los Angeles0	17	3	14	—34
New Orleans14	13	10	0	—37

SCORING

N.O. — Brown 3 run (Andersen kick)
N.O. — Walls 30 pass from Everett (Andersen kick)
L.A. — Bruce 19 pass from Miller (Zendejas kick)
N.O. — Andersen 21 field goal
L.A. — Wright 98 fumble return (Andersen kick)
N.O. — Hughes 92 kickoff return (Andersen kick)
L.A. — Zendejas 47 field goal
N.O. — Andersen 40 field goal
N.O. — Andersen 37 field goal
L.A. — Zendejas 32 field goal
N.O. — Hughes 98 kickoff return (Andersen kick)
L.A. — J. Bailey 7 run (Zendejas kick)
L.A. — R. Bailey 103 punt return (Zendejas kick)

TEAM STATISTICS

	Los Angeles	New Orleans
Total First Downs	13	18
Total Net Yards	242	318
Rushes-Yards	21-85	38-110
Net Yards passing	157	196
Passes (A-C)	28-14-3	26-17-0
QB Sacked-Yards	1-5	1-10
Punts-Average	4-47.8	5-45.2
Fumbles-Lost	1-0	2-1
Penalties-Yards Lost	9-84	5-45
Time of Possession	23:40	36:20

RUSHING

Los Angeles — Bettis 18-63; Miller 1-10; J. Bailey 1-7, 1 TD; Griffith 1-5.
New Orleans — Brown 26-86, 1 TD; Bates 5-22; Haynes 1-12; Neal 1-(-1); Everett 1-(-1).

PASSING

Los Angeles — Miller 11-7-2, 88 yards, 1 TD; Chandler 17-7-1, 74 yards.
New Orleans — Everett 26-17-0, 206 yards, 1 TD.

RECEIVING

Los Angeles — J. Bailey 4-36; Anderson 3-44; Bruce 3-44, 1 TD; Hester 1-11; Kinchen 1-11; Bettis 1-9; Griffith 1-7.
New Orleans — Early 4-40; Haynes 4-36; Walls 3-65, 1 TD; Small 3-38; Smith 2-13; Brown 1-14.

VIKINGS 21, SAINTS 20

November 6 at Metrodome (57,564)

The Vikings got into Saints' territory on their first four possessions of the game, but could not score. The Saints got the first turnover of the game when Jimmy Spencer intercepted a Warren Moon pass and returned it three yards to the Saints' 48 with 1:14 left in the first half. Minnesota stopped the Saints on three plays, and got the ball back at their own 20 with 43 seconds left in the half. On the second play, Moon hit Jake Reed for a 59-yard completion to the Saints' 10, setting up the first points of the game, on third down with six seconds remaining in the half. Sean Lumpkin forced the ball loose from Adrian Cooper on the second play of the third quarter, and he recovered at the Vikings' 48, setting up the Saints' initial score of the day, four plays afterward. The Vikings regained the lead with 3:30 to play in the third period following a 13-play, 91-yard drive that consumed 5:15 of the clock. New Orleans tied the game on their next series, when an 8-play, 63-yard drive was capped on the first play of the fourth quarter. The Saints took their first lead of the game with 4:12 to play, four plays after Everett hit Derek Brown for a 37-yard completion to the Vikings' 29. Two plays later Renaldo Turnbull stripped the ball from Moon, and Frank Warren recovered at the Vikings' 18. After a 9-yard run by Mario Bates, the Saints had a third-and-1 at the 9, but Bates was stopped short of the first down, and New Orleans had to settle for a field goal with 2:44 to play in the game. Minnesota got the ball back at their own 16 and traveled the length of the field in 2:39 towards the winning points. The Vikings converted three third down plays, and one on fourth down on the march, including an 18-yard completion from Moon to Reed on third-and-17 from the Saints' 34.

New Orleans0	0	7	13	—20
Minnesota0	7	7	7	—21

SCORING

Minn. — Lee 3 pass from Moon (Reveiz kick)
N.O. — Haynes 34 pass from Everett (Andersen kick)
Minn. — Reed 13 pass from Moon (Reveiz kick)
N.O. — Walls 2 pass from Everett (Andersen kick)
N.O. — Andersen 44 field goal
N.O. — Andersen 26 field goal
Minn. — Ismail 11 pass from Moon (Reveiz kick)

TEAM STATISTICS

	New Orleans	Minnesota
Total First Downs	17	28
Total Net Yards	313	494
Rushes-Yards	21-72	20-84
Net Yards passing	241	410
Passes (A-C)	36-24-1	57-33-1
QB Sacked-Yards	2-15	3-10
Punts-Average	7-44.6	7-38.3
Fumbles-Lost	1-0	3-2
Penalties-Yards Lost	3-15	11-90
Time of Possession	28:33	31:27

RUSHING

New Orleans — Bates 14-48; Everett 2-15; Hughes 1-7; Early 1-2; Brown 3-0.
Minnesota — Allen 13-50; Lee 2-11; Graham 1-11; Moon 2-7; Smith 2-5.

PASSING

New Orleans — Everett 36-24-1, 256 yards, 3 TDs.
Minnesota — Moon 57-33-1, 420 yards, 3 TDs.

RECEIVING

New Orleans — Early 8-69; Haynes 6-85, 1 TD; Walls 5-43, 1 TD; Bates 2-8; Brown 1-37; Small 1-9; Smith 1-5.
Minnesota — Carter 12-151; Reed 8-157, 1 TD; Lee 7-59, 1 TD; Cooper 3-26; Ismail 2-22; Smith 1-5.

SAINTS 33, FALCONS 32

November 13 at Superdome (60,313)

Atlanta scored three times within the first 5:20 of the game. A Clarence Verdin 69-yard kickoff return set up the initial score, while a Roger Harper interception led to the Falcons' first touchdown of the game. New Orleans finally got on the board with 4:37 to play in the first quarter, but the Falcons answered with a 3-pointer of their own on the next series. The Saints got their first touchdown of the day with 6:22 to play in the second quarter before the Falcons responded with Norm Johnson's third field goal of the game, with 1:51 remaining in the half. Atlanta threatened again late in the first half when they got to the Saints' 18, but Tyrone Hughes picked off a Jeff George pass. The Saints scored touchdowns on their first two possessions of the second half to take their first lead, as Jim Everett completed all 11 of his pass attempts, for 101 yards. The Falcons took a 5-point lead with field goals following their first two drives of the fourth quarter. The second one came with 7:30 to play in the game, four plays after D.J. Johnson returned a Mario Bates fumble 15 yards to the Saints' 22. The Saints regained the lead with 4:08 left when Wesley Walls made a diving catch in the end zone on third-and-17. Atlanta marched right down the field once again towards Johnson's sixth field goal of the game, with 1:44 remaining. A 30-yard completion from Jeff George to Andre Rison to the Saints' 19 set up the score. New Orleans got the ball back at their own 36 with 1:38 to play following a 28-yard kickoff return by Vaughn Dunbar, and drove to the Falcons' 21 on five straight completions by Everett, including an 18-yarder to Torrance Small to put the Saints in Falcons' territory, and a 12-yard strike to Quinn Early to set up Morten Andersen's sixth game-winner against the Falcons, with eight seconds to play.

Atlanta17	6	0	9	—32
New Orleans3	7	14	9	—33

SCORING

Atl. — Johnson 23 field goal
Atl. — Rison 4 pass from George (Johnson kick)
Atl. — Jack 27 fumble return (Johnson kick)
N.O. — Andersen 34 field goal
Atl. — Johnson 33 field goal
N.O. — Smith 17 pass from Everett (Andersen kick)
Atl. — Johnson 30 field goal
N.O. — Bates 9 run (Andersen kick)
N.O. — Bates 4 run (Andersen kick)
Atl. — Johnson 31 field goal
Atl. — Johnson 48 field goal
N.O. — Walls 21 pass from Everett (pass failed)
Atl. — Johnson 30 field goal
N.O. — Andersen 39 field goal

TEAM STATISTICS

	Atlanta	New Orleans
Total First Downs	21	30
Total Net Yards	389	429
Rushes-Yards	16-72	6-153
Net Yards passing	317	276
Passes (A-C)	49-29-1	36-28-3
QB Sacked-Yards	1-11	0-0
Punts-Average	3-35	1-44
Fumbles-Lost	2-0	2-2
Penalties-Yards Lost	6-71	3-15
Time of Possession	28:29	31:31

RUSHING

Atlanta — Heyward 16-72.
New Orleans — Bates 22-141, 2 TDs; Dunbar 3-9; Brown 1-3.

PASSING

Atlanta — George 49-29-1, 328 yards, 1 TD.
New Orleans — Everett 36-28-3, 276 yards, 2 TDs.

RECEIVING

Atlanta — Mathis 10-125; Rison 8-118, 1 TD; Sanders 5-20; Heyward 3-34; Emanuel 3-31.
New Orleans — Early 7-63; Smith 7-46, 1 TD; Haynes 3-55; Walls 3-36, 1 TD; Bates 3-28; Small 2-26; Ned 2-7; Neal 1-5.



RAIDERS 24, SAINTS 19

November 20 at L.A. Coliseum (41,722)

The Raiders first possession of the game resulted in a 10-play, 87-yard scoring drive in which QB Jeff Hostetler completed all five pass attempts, for 64 yards. The Raiders got to the Saints' 16 on their next series, but were stopped on fourth-and-1. Los Angeles penetrated the Saints' 30 on each of their next two possessions, but a fumble and a blocked field goal ended the threats. The Raiders opened a 10-point lead on the final play of the first half. The Saints scored on the Raiders' second offensive play of the second half when Renaldo Turnbull stripped the ball from Hostetler, and Tyrone Hughes picked it up and raced into the end zone for the sixth touchdown of his career, and his first on defense. The Raiders answered with a touchdown on their next series, with 5:44 to play in the third quarter. The score came four plays after Hostetler connected with Tim Brown for a 43-yard completion to the Saints' 32 on third-and-16. The Raiders opened a 17-point lead with 5:51 left in the game following a 7-play, 56-yard drive. Hughes returned the ensuing kickoff 58 yards to the Raiders' 39, setting up a touchdown, with 3:49 to play. The 2-point try failed. Although the Raiders recovered the onside kick, Winfred Tubbs intercepted a Hostetler pass on the next play from scrimmage, leading to a 6-play, 70-yard drive that used just 1:48 and ended in another touchdown, with 1:51 remaining. The Saints stopped the Raiders on three consecutive plays, and got the ball back at their own 20 with 1:25 to play and no timeouts, but could only get as far as their own 48.

New Orleans.....	0	0	7	12	19
Los Angeles.....	7	3	7	7	24

SCORING

L.A. — Brown 12 pass from Hostetler (Jaeger kick)	
L.A. — Jaeger 51 field goal	
N.O. — Hughes 42 fumble return (Andersen kick)	
L.A. — Ismail 17 pass from Hostetler (Jaeger kick)	
L.A. — Brown 30 pass from Hostetler (Jaeger kick)	
N.O. — Small 9 pass from Everett (pass failed)	
N.O. — Small 14 pass from Everett (pass failed)	

TEAM STATISTICS

	New Orleans	Los Angeles
Total First Downs	16	22
Total Net Yards	246	428
Rushes-Yards	11-16	34-121
Net Yards passing	230	307
Passes (A-C-I)	44-28-1	28-22-2
QB Sacked-Yards	4-32	2-3
Punts-Average	7-40.9	3-46.3
Fumbles-Lost	0-0	2-2
Penalties-Yards Lost	8-55	11-89
Time of Possession	27:12	32:48

RUSHING

New Orleans — Bates 10-17; Hughes 1-11;	
Los Angeles — H. Williams 24-88; Jones 6-20; Rathman 1-8; Hostetler 3-5.	

PASSING

New Orleans — Everett 44-28-1, 262 yards, 2 TDs.	
Los Angeles — Hostetler 28-22-2, 310 yards, 3 TDs.	

RECEIVING

New Orleans — Small 8-86, 2 TDs; Brown 8-64; Early 5-62; Haynes 3-25; Smith 2-17; Walls 2-8.	
Los Angeles — Brown 8-132, 2 TDs; Ismail 4-68, 1 TD; Glover 3-38; Jett 3-32; H. Williams 1-11; Rathman 1-8; Wright 1-7; J. Williams 1-4.	

49ERS 35, SAINTS 14

November 28 at Superdome (61,304)

The 49ers scored on their first possession of the game culminating, a 12-play, 45-yard drive that used 5:53 of the clock. Gary Plummer recovered a Tyrone Hughes fumbled punt at the Saints' 7, later in the first quarter, leading to the first touchdown of the game two plays later, with 10 seconds left in the quarter. The 49ers had the ball at the Saints' 22 on their initial series of the second quarter, but Sean Lumpkin forced the ball loose from Steve Young, and Jimmy Spencer recovered at the Saints' 12. New Orleans then embarked on a 7-play, 88-yard drive that led to their first TD of the game, with 6:31 left in the half. The drive was sparked by a 52-yard completion from Jim Everett to Michael Haynes, putting the Saints at the 49ers' 36. San Francisco answered with a touchdown on their next drive, after Dexter Carter returned the kickoff 45 yards to the Saints' 49. Three plays later, Everett was intercepted by Tim McDonald, who returned it six yards to the Saints' 47. The 49ers were at the Saints' 9 before Sam Mills jarred the ball loose from Steve Young, and Tyrone Hughes scooped it up and raced 86 yards for a TD. The 49ers got the ball back at their own 32 with just 34 seconds left in the half, and drove 38 yards in five plays, setting up a field goal with three seconds to play. San Francisco put together a 14-play, 71-yard drive that used 9:02 of the clock to open the second half, ending with another Young TD pass. New Orleans got to the San Francisco 44 on the following series, but Deion Sanders intercepted an Everett pass in the end zone on third-and-18, and returned it 43 yards to the 49ers' 34, setting up the final score of the day, six plays later. The Saints had just two possessions in the second half, and held the ball for only 9:53.

San Francisco.....	10	10	8	7	35
New Orleans.....	0	14	0	0	14

SCORING

S.F. — Brien 40 field goal	
S.F. — Jones 4 pass from Young (Brien kick)	
N.O. — Bates 3 run (Andersen kick)	
S.F. — Taylor 4 pass from Young (Brien kick)	
N.O. — Hughes 86 fumble return (Andersen kick)	
S.F. — Brien 48 field goal	
S.F. — Jones 6 pass from Young (Young pass to Rice)	
S.F. — Singleton 43 pass from Young (Brien kick)	

TEAM STATISTICS

	San Francisco	New Orleans
Total First Downs	28	13
Total Net Yards	461	222
Rushes-Yards	42-191	17-83
Net Yards passing	270	139
Passes (A-C-I)	30-24-0	25-13-2
QB Sacked-Yards	2-11	1-8
Punts-Average	1-38	3-37.3
Fumbles-Lost	4-2	2-1
Penalties-Yards Lost	4-30	6-45
Time of Possession	38:29	21:31

RUSHING

San Francisco — Watters 26-105; Young 7-43; Floyd 8-40; Carter 1-3.	
New Orleans — Bates 14-69, 1 TD; Neal 2-11; Brown 1-3.	

PASSING

San Francisco — Young 30-24-0, 281 yards, 4 TDs.	
New Orleans — Everett 25-13-1, 147 yards.	

RECEIVING

San Francisco — Rice 7-80; Jones 5-39, 2 TDs; Taylor 4-35, 1 TD; Watters 2-37; Carter 2-25; Floyd 2-17; Singleton 1-43, 1 TD; Popson 1-5.	
New Orleans — Haynes 4-66; Small 4-34; Walls 2-17; Bates 2-16; Brown 1-14.	

SAINTS 31, RAMS 15

December 4 at Anaheim Stadium (34,960)

The Saints first score of the day came on their initial possession of the game, and followed an 11-play, 99-yard drive. The Saints were forced to punt on their next series, but Todd Kinchen fumbled, and Othello Henderson recovered at the Rams' 44. Jim Everett connected with Michael Haynes for a 33-yard completion on the next play, before Mario Bates accounted for his second touchdown of the game, on the first play of the second quarter. The Rams answered with an 8-play, 67-yard scoring drive that used 4:59 of the clock. The Saints got to the Rams' 13 on their next series, but Darrell Henley intercepted an Everett pass. Two plays later, however, Joe Johnson stripped the ball from David Lang, and Henderson recovered at the Rams' 15, leading to Bates' third TD, four plays afterward, with 1:52 left in the first half. The Rams got the ball back and made it to the Saints' 40 before Darion Conner jarred the ball loose from Chris Miller and recovered at the Saints' 49, setting up New Orleans' fourth TD of the day, with 19 seconds to play in the first half. The Saints only score of the second half was set up by a J.J. McCleskey recovery of a fumbled punt. Los Angeles added a touchdown and 2-point conversion 3:31 into the final period, and got to the Saints' 1 late in the game, but were stopped short of the goal line. 21 New Orleans points came as a result of turnovers.

New Orleans.....	7	21	3	0	31
Los Angeles.....	0	7	0	8	15

SCORING

N.O. — Bates 26 run (Andersen kick)	
N.O. — Bates 11 run (Andersen kick)	
L.A. — Kinchen 24 pass from Miller (Zendejas kick)	
N.O. — Bates 1 run (Andersen kick)	
N.O. — Haynes 30 pass from Everett (Andersen kick)	
N.O. — Andersen 46 field goal	
L.A. — Bettis 5 pass from Miller (Bettis run)	

TEAM STATISTICS

	New Orleans	Los Angeles
Total First Downs	20	21
Total Net Yards	328	333
Rushes-Yards	38-137	21-75
Net Yards passing	191	258
Passes (A-C-I)	27-17-1	37-26-0
QB Sacked-Yards	2-14	3-26
Punts-Average	5-45.4	4-46.3
Fumbles-Lost	0-0	5-4
Penalties-Yards Lost	10-65	10-94
Time of Possession	33:07	26:53

RUSHING

New Orleans — Bates 25-96, 3 TDs; Brown 7-30; Neal 2-5; Haynes 1-3; Wilson 2-2; Everett 1-1.	
Los Angeles — Bettis 15-53; Miller 4-18; Lang 1-3; Chandler 1-1.	

PASSING

New Orleans — Everett 22-13-1, 161 yards, 1 TD; Wilson 5-4-0, 44 yards.	
Los Angeles — Miller 24-17-0, 198 yards, 2 TDs; Chandler 13-9-0, 86 yards.	

RECEIVING

New Orleans — Haynes 5-80, 1 TD; Small 3-32; Early 3-30; Smith 3-30; Mitchell 1-13; Walls 1-11; Brown 1-9.	
Los Angeles — Bailey 11-116; Kinchen 5-76, 1 TD; Anderson 4-43; Bettis 3-13, 1 TD; Hester 2-25; Drayton 1-11.	

SAINTS 29, FALCONS 20

December 11 at Georgia Dome (61,307)

The Saints got on the board first, with 46 seconds to play in the first quarter, after neither team could score on its first two possessions. Atlanta took its first lead of the day, 5:05 into the second quarter, but the Saints regained the advantage on the next play from scrimmage. The Falcons needed just five plays on their next series to travel 57 yards, after Clarence Verdin brought back a kickoff 42 yards. The Saints embarked on a 15-play, 65-yard drive that used 6:27 of the clock and led to a field goal with 39 seconds remaining in the half. Sam Mills intercepted a Jeff George pass on the first series of the second half, leading a 3-pointer that put the Saints ahead. Atlanta came back on their next series with a 12-play, 67-yard scoring drive, but the Saints answered with Morten Andersen's fourth field goal of the game, 3:49 into the fourth quarter. After New Orleans forced the only punt of the second half, they got the ball at their own 31, and traveled 69 yards towards their second TD of the game, set up by a 28-yard leaping grab by Quinn Early on third-and-2 from the Saints' 49. Verdin returned the ensuing kickoff 52 yards to the Saints' 45, and Atlanta got to the 3, before having to settle for a field goal. After an unsuccessful onside kick attempt, New Orleans got the ball back at the Falcons' 39 with 2:37 to play, and kept it for the next 2:09 before Andersen iced the game with his record-tying fifth field goal of the game.

New Orleans.....	3	10	3	13	29
Atlanta.....	0	14	3	3	20

SCORING

N.O. — Andersen 45 field goal	
Atl. — Heyward 9 run (Johnson kick)	
N.O. — Haynes 78 pass from Everett (Andersen kick)	
Atl. — Rison 1 pass from Everett (Andersen kick)	
N.O. — Andersen 33 field goal	
N.O. — Andersen 31 field goal	
Atl. — Johnson 42 field goal	
N.O. — Andersen 34 field goal	
N.O. — Early 5 pass from Everett (Andersen kick)	
Atl. — Johnson 21 field goal	
N.O. — Andersen 35 field goal	

TEAM STATISTICS

	New Orleans	Atlanta
Total First Downs	19	23
Total Net Yards	402	376
Rushes-Yards	32-138	20-92
Net Yards passing	264	284
Passes (A-C-I)	31-18-0	42-25-1
QB Sacked-Yards	1-9	0-0
Punts-Average	2-44.5	3-41.7
Fumbles-Lost	1-0	1-0
Penalties-Yards Lost	7-50	4-29
Time of Possession	31:26	28:34

RUSHING

New Orleans — Bates 21-82; Brown 9-52; Everett 1-2; Neal 1-2.	
Atlanta — Heyward 10-72, 1 TD; Pergam 7-11; George 3-9.	

PASSING

New Orleans — Everett 31-18-0, 273 yards, 2 TDs.	
Atlanta — George 42-25-1, 284 yards, 1 TD.	

RECEIVING

New Orleans — Early 6-72, 1 TD; Haynes 5-103, 1 TD; Small 4-72; Smith 2-13; Brown 1-13.	
Atlanta — Rison 9-98, 1 TD; Sanders 7-64; Mathis 6-83; Emanuel 2-39; Heyward 1-0.	



COWBOYS 24, SAINTS 16

December 19 at Superdome (67,323)

Tony Tolbert gave the Cowboys the lead 4:36 into the game when he intercepted a Jim Everett screen pass. The Saints forced a punt, and came up with two interceptions on Dallas' next three possessions, but could only muster six points. The Cowboys added a field goal as time expired in the first half. Dallas opened an 11-point lead when they traveled 74 yards in 16 plays and 8:33 on the opening possession of the second half. The Saints responded with a field goal on their next series after they got to the Dallas 6. Joe Johnson blocked a Chris Boniol 20-yard field goal attempt, 5:36 into the fourth quarter, but the Cowboys scored a touchdown on the following play when Darrin Smith picked off an Everett pass. New Orleans answered with a 10-play, 64-yard drive that led to their only TD of the game, and got the ball back at their own 45 with 3:14 to play after forcing Dallas to punt. But on third-and-10 from the Cowboys' 43, Everett was intercepted again by Smith, and Dallas was able to run out the remaining 2:52.

Dallas 7 3 7 7 — 24
New Orleans 0 6 3 7 — 16

SCORING

Dall. — Tolbert 54 interception return (Boniol kick)
N.O. — Andersen 21 field goal
N.O. — Andersen 32 field goal
Dall. — Boniol 30 field goal
Dall. — E. Smith 1 run (Boniol kick)
N.O. — Andersen 29 field goal
Dall. — D. Smith 13 interception return (Boniol kick)
N.O. — Brown 4 run (Andersen kick)

TEAM STATISTICS

	Dallas	New Orleans
First Downs	23	19
Total Net Yards	280	237
Rushes-Yards	34-105	25-90
Net Yards passing	175	147
Passes (A-C-I)	28-21-2	32-18-3
QB Sacked-Yards	0-0	2-15
Punts-Average	2-46	1-48
Fumbles-Lost	0-0	1-0
Penalties-Yards Lost	5-58	5-36
Time of Possession	33:09	26:51

RUSHING

Dallas — E. Smith 19-74, 1 TD; Johnson 4-11; Thomas 6-7; Williams 1-7; Aikman 3-3; Agee 1-3.
New Orleans — Bates 17-68; Brown 6-19, 1 TD; Neal 1-2; Everett 1-1.

PASSING

Dallas — Aikman 28-21-2, 175 yards.
New Orleans — Everett 32-18-3, 162 yards.

RECEIVING

Dallas — Irvin 6-71; Novacek 5-50; E. Smith 5-21; Johnson 4-21; Williams 1-12.
New Orleans — Haynes 7-59; Early 4-44; Small 3-32; Brown 2-15; Bates 1-10; Muster 1-2.

SAINTS 30, BRONCOS 28

December 24 at Mile High Stadium (64,445)

The teams combined for five punts in a scoreless first quarter. That changed 52 seconds into the second period, when Denver took the initial lead. The Saints scored on their next two possessions, before the Broncos closed the gap with 1:45 to play in the half, after they got the ball at the Saints' 22 following a fumbled punt. The Saints extended the lead with 29 seconds left in the half with a 5-play, 83-yard drive. A Morten Andersen 44-yard field goal attempt was blocked early in the third quarter, giving Denver the opportunity to close to within three with 2:46 to play in the quarter, when a 7-play, 72-yard drive was capped by a TD and a 2-point PAT. The Saints stretched the lead again two plays later, but Denver managed to keep it tight with a score on the second play of the fourth quarter. Carl Lee intercepted a Hugh Millen pass at the Broncos' 14 with 8:26 to play in the game, but the Saints failed to capitalize when Andersen's 32-yard attempt was blocked. Glyn Milburn fumbled on the next play from scrimmage, and Joe Johnson recovered at the Denver 24, leading to an Andersen field goal. An interception by Virnie Clark on the following series led to a 10-play, 42-yard drive that ended with another Andersen 3-pointer, with 1:56 remaining. On the strength of consecutive completions of 25 and 48 yards from Hugh Millen to Cedric Tillman and Anthony Miller, respectively, Denver added a touchdown with 44 seconds left, but Brad Muster recovered the ensuing onside kick. Torrance Small finished the day with six receptions for 200 yards and a pair of scores, the first 100-yard receiving day of his career and the second-most productive receiving yardage day by a Saint.

New Orleans 0 17 7 6 — 30
Denver 0 6 8 14 — 28

SCORING

Den. — Elam 32 field goal
N.O. — Andersen 26 field goal
N.O. — Haynes 8 pass from Everett (Andersen kick)
Den. — Elam 30 field goal
N.O. — Small 36 pass from Everett (Andersen kick)
Den. — Clark 4 run (Sharpe pass from Millen)
N.O. — Small 75 pass from Everett (Andersen kick)
Den. — Clark 1 run (Elam kick)
N.O. — Andersen 37 field goal
N.O. — Andersen 40 field goal
Den. — Sharpe 5 pass from Millen (Elam kick)

TEAM STATISTICS

	New Orleans	Denver
Total First Downs	22	23
Total Net Yards	447	348
Rushes-Yards	26-80	23-90
Net Yards passing	367	258
Passes (A-C-I)	35-28-0	44-25-3
QB Sacked-Yards	5-24	4-32
Punts-Average	5-47	6-47.3
Fumbles-Lost	2-1	1-1
Penalties-Yards Lost	7-63	4-56
Time of Possession	33:15	26:45

RUSHING

New Orleans — Brown 8-42; Bates 14-25; Wilson 4-13.
Denver — Clark 15-55, 2 TDs; Milburn 6-26; Millen 1-8; Rivers 1-1.

PASSING

New Orleans — Everett 27-23-0, 343 yards, 3 TDs; Wilson 8-5-0, 48 yards.
Denver — Millen 44-25-3, 290 yards, 1 TD.

RECEIVING

New Orleans — Early 8-56; Small 6-200, 2 TDs; Smith 5-53; Brown 3-31; Muster 3-30; Haynes 3-21, 1 TD.
Denver — Sharpe 5-39, 1 TD; Miller 4-87; Rivers 4-25; Milburn 4-18; Russell 3-65; Clark 3-19; Tillman 1-25; Evans 1-12.

NEW ORLEANS SAINTS YEARLY RANKINGS (1986-94)

NFC

OFFENSE

Total Rush Pass

1986	9	5	10
1987	7	2	11
1988	9	3	11
1989	6	6	6
1990	12	8	12
1991	7	8	6
1992	9	10	6
1993	10	7	9
1994	6	13	4

DEFENSE

Total Rush Pass

1986	10	4	13
1987	3	2	2
1988	7	9	8T
1989	6	*1	12
1990	8	5	9
1991	2	2	2
1992	2	4	*1
1993	6	13	*1
1994	12	9	13

NFL

OFFENSE

Total Rush Pass

1986	21	8	23
1987	14	3	21
1988	16	11	18
1989	11	11	13
1990	23	16	26
1991	15	14	10
1992	14	16	11
1993	21	14	21
1994	12	26	8

DEFENSE

Total Rush Pass

1986	14	4	21
1987	4	3	6
1988	12	11	18
1989	12	*1	26
1990	15	6	19
1991	2	2	2
1992	2	7T	*1
1993	7	25	*1
1994	25	18	26

WHERE THE SAINTS STOOD IN 1994 (NFC/NFL)

Offense

Points 6/9
Total Net Yards 6/12
Net Rushing Yards 13/26
Net Passing Yards 4/8
First Downs 5/11
Third Down Conversions 12/21
Time of Possession 11/21
Take-Away/Giveaway Ratio (Minus-1)
Take-Aways (31)
Give-Aways 11/19T

Defense

13/27
12/25
9/18
13/26
14/28
11/24
8T/15T
8T/13T
(32)



SAINTS 1994 STATISTICS

WON 7, LOST 9

9/4	L	17-30	Kansas City	69,362
9/11	L	24-38	Washington	58,049
9/18	W	9-7	at Tampa Bay	45,522
9/25	L	13-24	at San Francisco	63,971
10/2	W	27-22	New York Giants	55,076
10/9	L	7-17	at Chicago	63,822
10/16	L	22-36	San Diego	50,565
10/23	W	37-34	L.A. Rams	47,908
11/6	L	20-21	at Minnesota	57,564
11/13	W	33-32	Atlanta	60,313
11/20	L	19-24	at L.A. Raiders	41,722
11/28	L	14-35	San Francisco	61,304
12/4	W	31-15	at L.A. Rams	34,960
12/11	W	29-20	at Atlanta	61,307
12/19	L	16-24	Dallas	67,323
12/24	W	30-28	at Denver	64,445

N.O.		OPP
TOTAL FIRST DOWNS	337	106
Rushing	78	208
Passing	203	23
Penalty	27	
3rd Down: Made/Att	71/199	91/210
3rd Down Pct.	35.7	43.3
4th Down: Made/Att	8/16	11/19
4th Down Pct.	50.0	57.9
POSSESSION AVG.	29:04	30:56
TOTAL NET YARDS	5182	5569
Avg. Per Game	323.9	348.1
Total Plays	966	1053
Avg. Per Play	5.4	5.3
NET YARDS RUSHING	1336	1758
Avg. Per Game	83.5	109.8
Total Rushes	373	458
NET YARDS PASSING	3846	3811
Avg. Per Game	240.4	238.2
Sacked/Yards Lost	24/181	36/196
Gross Yards	4027	4007
Att./Completions	569/366	559/353
Completion Pct.	64.3	63.1
Had Intercepted	18	17
PUNTS/AVERAGE	67/43.6	60/42.6
NET PUNTING AVG.	67/33.5	60/37.4
PENALTIES/YARDS	88/678	105/922
FUMBLES/BALL LOST	22/14	28/14
TOUCHDOWNS	38	45
Rushing	11	10
Passing	22	28
Returns	5	7

SCORE BY PERIODS

	Q1	Q2	Q3	Q4	OT	PTS.
SAINTS	42	132	77	97	0	348
OPPONENTS	82	120	83	122	0	407

PASSING	Att.	Cmp	Yds	Cmp%	Yds/Att	TD	TD%	Int	Int%	Long	Sack/Lost	Rating
Everett	540	346	3855	64.1	7.14	22	4.1	18	3.3	78	21/164	84.9
W. Wilson	28	20	172	71.4	6.14	0	0.0	0	0.0	16	3/17	87.2
Barnhardt	1	0	0	0.0	0.00	0	0.0	0	0.0	0	0/0	39.6
SAINTS	569	366	4027	64.3	7.08	22	3.9	18	3.2	78	24/181	84.9
OPPONENTS	559	353	4007	63.1	7.17	28	5.0	17	3.0	59	16/196	88.6

SCORING

	TD-Ru-Pa-RT	PAT	FG	S	PTS.
Andersen	0 0 0 0	32/32	28/39	0	116
Bates	6 0 0 0			0	36
Small	5 0 0 0			0	32
Haynes	5 0 0 0			0	30
Walls	4 0 4 0			0	26
Brown	4 3 1 0			0	24
Early	4 0 4 0			0	24
Hughes	4 0 0 4			0	24
Smith	3 0 3 0			0	18
Muster	1 1 0 0			0	6
Neal	1 1 0 0			0	6
J. Williams	1 0 0 1			0	6
TEAM	38 11 22 5	32/32	28/39	0	348
OPP	45 10 28 7	41/41	30/37	0	407

2-Pt. Conversions: Small, Walls, TEAM 2-6, OPP 3-4
 SACKS: Conner 10.5, Martin 10.0, Turnbull 6.5, Warren 4.0, J. Johnson 1.0, Buck 1.0, Legette 1.0, Mills 1.0, Tubbs 1.0.
 SAINTS36.0
 OPPONENTS24.0

RUSHING

	No.	Yds	Avg	Long	TD
Bates	151	579	3.8	40	6
Brown	146	489	3.3	16	3
Neal	30	90	3.0	12	1
Haynes	4	43	10.8	15	0
Ned	11	36	3.3	15	0
Everett	15	35	2.3	14	0
Barnhardt	1	21	21.0	21	0
W. Wilson	7	15	2.1	9	0
Early	2	10	5.0	8	0
Dunbar	3	9	3.0	3	0
Hughes	2	6	3.0	7	0
Muster	1	3	3.0	3	1
TEAM	373	1336	3.6	40	11
OPP	458	1758	3.8	25	10

KICKOFF RETURNS

	No.	Yds	Avg	Long	TD
Hughes	63	1556	24.7	98	2
Ned	7	77	11.0	19	0
Mitchell	6	129	21.5	30	0
Smith	2	10	5.0	10	0
Bates	1	20	20.0	26	0
Brown	1	3	3.0	3	0
Dunbar	1	28	28.0	28	0
Neal	1	17	17.0	15	0
TEAM	82	1840	24.4	98	2
OPP	63	1493	23.7	86	0

RECEIVING

	No.	Yds	Avg	Long	TD
Early	82	894	10.9	33	4
Haynes	77	985	12.8	78	5
Small	49	719	14.7	75	5
Brown	44	428	9.7	37	1
Smith	41	330	8.0	19	3
Walls	38	406	10.7	31	4
Ned	13	86	6.6	19	0
Muster	10	88	8.8	21	0
Bates	8	62	7.8	14	0
Neal	2	9	4.5	5	0
Mitchell	1	13	13.0	13	0
W. Williams	1	7	7.0	7	0
TEAM	366	4027	11.0	78	22
OPP	353	4007	11.4	59	28

PUNTING

	No.	Yds	Avg	Net TB	In	Lg	B
Barnhardt	67	2920	43.6	33.5	9	14	57
SAINTS	67	2920	43.6	33.5	9	14	57
OPP	60	2558	42.6	37.4	8	22	63

FIELD GOALS

	1-9	20-29	30-39	40-49	50+
Andersen	0/0	9/9	11/14	8/10	0/6
SAINTS	0/0	9/9	11/14	8/10	0/6
OPP	0/0	8/10	12/13	9/11	1/3

Andersen: (48G,52N) (29G,53N) (43G,31G,43G) (22G,26G,50N) (29G,32G) (50B,36N) (54N,38N) (21G,40G,37G) (44G,26G) (34G,39G) (51N) () (46G) (45G,33G,31G,34G,35G) (40N,21G,32G,29G) (26G,44B,32B,37G,40G)
 Opponents: (24G,26N,22G,27G) (31G) (54N) (43G,55N) (41G,32G,48B,35G) (46G,36N) (49G,31G,29G,29G,28G) (47G,32G) () (23G,33G,30G,31G,48G,30G) (46B,51G) (40G,48G) () (42G,21G) (30G,20B) (32G,30G)

DEFENSIVE STATS

	Tkl	Ast	Tot	Sack	Yds	Int	Yds	PD	FR	FF
S. Mills	115	40	155	1	3	1	10	1	1	2
S. Lumpkin	70	29	99			1	1	5	1	3
V. Buck	64	24	88	1	3	1	0	7	1	
W. Martin	59	14	73	10	59			6		1
J. Williams	59	12	71			2	42	3	1	1
J. Spencer	56	7	63			5	24	19	1	1
R. Turnbull	46	8	54	6.5	31			1	2	
W. Tubbs	41	13	54	1	0	1	0	2		
D. Conner	40	14	54	10.5	66	1	56	4	1	3
J. Johnson	36	8	44	1	7			1	1	2
T. Hughes	31	5	36			2	31	7	2	
T. Legette	30	2	32	1	8			2		
C. Lee	28	4	32			2	3	4	1	
F. Warren	18	7	25	4	19			1		
V. Clark	19	2	21			1	30	5		
R. Goff	13	7	20					2		
L. Miller	11	8	19							
O. Henderson	11	1	12					1	1	
S. Jones	9	2	11					4		
J. Smeenge	6	2	8					1		
T. Small	5		5							
R. Jones	3	1	4					1		
E. Dixon	3		3							
W. Walls	3		3							
M. Haynes	2		2							
I. Smith	2		2							
D. Brown	2		2					2		
Q. Early	2		2							
J. Hanna	1	1	2							
J. Dombrowski	1		1							
J. Everett	1		1							
J. Uhlenhake	1		1							
C. Novitsky			0					1		
W. Roaf			0					1		
R. Wilson			0							

(Totals do not include special teams tackles)

PUNT RETURNS

	Ret	FC	Yds	Avg	Long	TD
Hughes	21	8	143	6.8	35	0
Mitchell	3	2	9	3.0	5	0
Legette	1	0	0	0.0	0	0
SAINTS	25	10	152	6.1	35	0
OPP	40	8	495	12.4	103	2

INTERCEPTIONS

	No.	Yds	Avg	Long	TD
Clark LG	5	149	29.8	74	0
Clark TM	1	30	30.0	30	0
Spencer	5	24	4.8	110	
J. Williams	2	42	21.0	33	1
Hughes	2	31	15.5	31	0
Lee	2	3	1.5	3	0
Conner	1	56	56.0	56	0
Mills	1	10	10.0	100	
Lumpkin	1	1	1.0	1	0
Buck	1	0	0.0	0	0
Tubbs	1	0	0.0	0	0
SAINTS	17	197	11.6	56	1
OPP	18	386	21.4	74	3

SPECIAL TEAMS TOTALS

	Tkl	Ast	Tot	FF	FB
J.J. McCleskey	14	1	15	1	1
J. Smeenge	10	1	11		
O. Henderson	9		9	1	
T. Legette	8		8	1	
T. Hughes	7		7	1	
J. Williams	7		7		
E. Dixon	6	1	7		
V. Buck	6		6		
W. Tubbs	5		5		
D. Ned	4		4		
S. Lumpkin	3		3		
W. Walls	3		3		
V. Clark	3		3		
J. Spencer	3		3		
D. Mitchell	2	1	3	1	
I. Byrd	2		2		
S. Jones	2		2		
M. Stonebreaker	2		2		
T. Barnhardt	1		1		
S. Rhem	1		1		
J. Uhlenhake	1		1		
R. Wilson	1		1		
D. Winston	1		1		
T. Small	0		0	1	
F. Warren	0		0		2
J. Johnson	0		0		1
S. Adams	1		1		

NEW ORLEANS SAINTS 1994 OFFENSE



Opp	1Dn Tot	1Dn Rush	1Dn Pass	1Dn Pen	3Dn Made	3Dn Att	Total Yards	Gain/ Plays	Rushing No	Rushing Yds	Att	Comp	Passing				Punt		KO Ret	Int Ret	TD Rush	TD Pass	TD KPAT Ret	TD KPAT Made	2-PAT Att	2-PAT Made	FG Made	FG Att		
													Net	Sack	Yds	Int	Fum	Lost												
K.C.	22	3	15	4	4	8	349	49 7.1	11	37	37	26	312	1	14	2	2	0	168	0	0	2	0	2	2	0	0	1	2	
Wash.	27	1	24	2	5	11	408	65 6.3	15	28	49	33	380	1	8	1	3	2	0	183	0	1	2	0	1	1	1	2	1	2
@T.B.	12	4	8	0	3	13	233	54 4.3	23	57	31	19	176	0	0	0	1	0	0	38	0	0	0	0	0	0	0	0	3	3
@S.F.	17	4	13	0	6	19	340	74 4.6	19	49	55	31	291	0	0	2	0	50	70	9	0	1	0	1	1	0	0	2	3	
NYG	15	4	11	0	5	14	314	59 5.3	28	67	30	20	247	1	2	1	2	2	25	98	33	1	1	1	3	3	0	0	2	2
@Chi.	17	4	13	0	6	15	316	65 4.9	25	107	40	22	209	0	0	1	1	1	1	66	0	0	1	0	1	1	0	0	0	2
S.D.	24	9	10	5	1	7	284	56 5.1	18	104	35	24	180	3	30	0	2	2	1	196	0	1	2	0	2	2	1	1	0	2
Rams	18	4	12	2	9	16	314	65 4.8	38	118	26	17	196	1	10	0	2	1	43	304	11	1	1	2	4	4	0	0	3	3
@Minn.	17	1	13	3	4	14	313	59 5.3	21	72	36	24	241	2	15	1	1	0	6	19	3	0	2	0	2	2	0	0	2	2
Atl.	30	11	16	3	6	8	429	62 6.9	26	153	36	28	276	0	0	3	2	2	-1	145	31	2	2	0	3	3	0	1	2	2
@Raid.	16	2	13	1	3	13	246	59 4.2	11	16	44	28	230	4	32	1	0	0	7	112	1	0	2	1	1	1	0	2	0	1
S.F.	13	6	7	0	3	9	222	43 5.2	17	83	25	13	139	1	8	2	2	1	4	115	0	1	0	1	2	2	0	0	0	0
@Rams	20	7	12	1	6	14	328	67 4.9	38	137	27	17	191	2	14	1	0	0	5	72	0	3	1	0	4	4	0	0	1	1
@Atl.	19	7	11	1	6	14	402	64 6.3	32	138	31	18	264	1	9	0	1	0	0	72	10	0	2	0	2	2	0	0	3	4
Dall.	19	5	12	2	4	12	237	59 4	25	90	32	18	147	2	15	3	1	0	6	90	66	1	0	0	1	1	0	0	3	4
@Denv.	22	6	13	3	0	12	447	66 6.8	26	80	35	28	367	5	24	0	2	1	13	92	33	0	3	0	3	3	0	0	3	5
Totals	308	78	203	27	71	199	5182	966 5.4	373	1336	569	366	3846	24	181	18	22	14	152	1840	197	11	22	5	32	32	2	6	28	39

NEW ORLEANS SAINTS 1994 DEFENSE

	1Dn	1Dn	1Dn	1Dn	3Dn	3Dn	Total		Gain/	Rushing				Passing						Punt	KO	Int	TD	TD	TD	KPAT	KPAT	2-PAT	2-PAT	FG	FG
Opp	Tot	Rush	Pass	Pen	Made	Att	Yards	Plays	Play	No	Yds	Att	Comp	Net	Sack	Yds	Int	Fum	Lost	Ret.	Ret	Ret	Rush	Pass	Ret	Made	Att	Made	Att	Made	Att
K.C.	28	9	16	3	6	14	460	77	6	43	152	33	24	308	1	7	0	1	0	8	18	41	1	2	0	3	3	0	0	3	4
Wash.	22	12	9	1	9	15	343	69	5	46	153	22	15	190	1	5	0	2	1	87	138	16	0	4	1	5	5	0	0	1	1
@T.B.	16	5	10	1	6	15	232	63	3.7	26	85	32	17	147	5	29	0	3	1	28	33	0	0	1	0	1	1	0	0	0	1
@S.F.	18	4	12	2	5	13	299	63	4.8	19	74	39	25	225	5	22	2	0	0	17	77	74	0	2	1	3	3	0	0	1	2
NYG	11	1	9	1	3	17	202	63	3.2	21	50	35	20	152	7	28	2	2	0	60	86	34	0	2	0	1	1	0	1	3	4
@Chi.	16	6	10	0	5	13	305	58	5.3	32	131	26	16	174	0	0	0	1	1	8	16	33	1	1	0	2	2	0	0	1	2
S.D.	25	13	10	2	7	14	378	70	5.4	40	198	29	17	180	1	6	0	0	0	8	103	0	3	0	0	3	3	0	0	5	5
Rams	13	5	8	0	3	10	242	50	4.8	21	85	28	14	157	1	5	3	1	0	144	197	0	1	1	2	4	4	0	0	2	2
@Minn.	28	5	23	0	8	16	494	80	6.2	20	84	57	33	410	3	10	1	3	2	14	60	0	0	3	0	3	3	0	0	0	0
Atl.	21	4	17	0	1	11	389	66	5.9	16	72	49	29	317	1	11	1	2	0	0	149	34	0	1	1	2	2	0	0	6	6
@Raid.	22	5	15	2	5	10	428	64	6.7	34	121	28	22	307	2	3	2	2	2	81	41	35	0	3	0	3	3	0	0	1	2
S.F.	28	11	14	3	11	15	461	74	6.2	42	191	30	24	270	2	11	0	4	2	11	71	49	0	4	0	3	3	1	1	2	2
@Rams	21	4	13	4	5	12	333	61	5.5	21	75	37	26	258	3	26	0	5	4	1	89	3	0	2	0	1	1	1	1	0	0
@Atl.	23	4	17	2	7	12	376	62	6.1	20	92	42	25	284	0	0	1	1	0	5	206	0	1	1	0	2	2	0	0	2	2
Dall.	23	10	11	2	8	12	280	62	4.5	34	105	28	21	175	0	0	2	0	0	0	101	67	1	0	2	3	3	0	0	1	2
@Denv.	23	8	14	1	2	11	348	71	4.9	23	90	44	25	258	4	32	3	1	1	27	108	0	2	1	0	2	2	1	1	2	2
Totals	338	106	208	24	91	210	5570	1053	5.3	458	1758	559	363	3812	36	195	17	28	14	489	1493	386	10	28	7	41	41	3	4	30	37





SAINTS HISTORY

1966

- Nov. 1** — National Football League Franchise awarded to New Orleans on All Saints Day.
Dec. 15 — John W. Mechem, Jr. becomes majority stockholder-president of NFL's 16th franchise.
Dec. 22 — Vic Schwenk appointed director of player personnel and becomes first major employee hired by New Orleans franchise.

1967

- Jan. 9** — Named New Orleans' professional football team Saints.
Jan. 27 — Former Ole Miss and Rams kicker Paige Cothren first player signed.
Feb. 9 — Saints select 42 players in NFL expansion draft.
Mar. 8 — First season ticket drive launched and Saints sell 20,000 first day and 33,400 before first league game.
Mar. 14 — Saints make fullback Les Kelley of Alabama top choice in common draft.
July 1 — Seventy-six players (mostly rookies) report for first training camp at California-Western University in San Diego.
July 6 — Former Green Bay fullback great Jim Taylor signs with Saints.
July 8 — Veterans report to training camp.
July 25 — Bert Rose appointed executive vice-president and general manager.
Aug. 2 — Saints lose first preseason game to Los Angeles, 16-7 before 26,364 at Anaheim, Calif.
Aug. 12 — Saints score first preseason victory by beating St. Louis 23-14 before crowd of 25,500 at Shreveport, La.
Sep. 9 — Saints record first preseason victory in New Orleans downing Atlanta 27-14 before 67,486. Victory gave Saints 5-1 preseason record, best ever for first-year expansion team.
Sep. 17 — Saints open season losing to Los Angeles 27-13 after rookie John Gilliam returned opening kickoff 94 yards for a touchdown.
Nov. 5 — Saints earn first NFL victory beating Philadelphia 31-24 as Walt Roberts scores three touchdowns at Tulane Stadium.
Dec. 17 — Saints defeat Washington 30-14 as rookie Danny Abramowicz scores two touchdowns. Saints wind up with 3-11 record and equal win output for first-year expansion team. Cornerback Dave Whitsell's 10 interceptions tie for best in NFL and earn UPI Comeback Player of the Year honors along with second-team All-Pro recognition and invitation to Pro Bowl.

1968

- Mar. 29** — Vic Schwenk replaces Bert Rose as general manager.
July 7 — Wide receiver Dave Parks signs with Saints after playing out option at San Francisco.
July 26 — Kevin Hardy, plus no. 1 draft choice of 1969, awarded to 49ers as compensation for signing Parks.
Sep. 10 — Jim Taylor announces retirement.
Nov. 3 — Saints lose to Dallas 17-3 before home-record crowd of 84,728 at Tulane Stadium.
Dec. 15 — Saints defeat Pittsburgh 24-14 in season's windup to emerge with 4-9-1 record and third-place finish in Century Division. Saints' two-year record of 7-20-1, best ever for an expansion team. Defensive tackle Dave Rowe named to play in Pro Bowl.

1969

- Oct. 5** — Saints' Tom Dempsey kicks 55-yard field goal against Rams at Los Angeles. Kick was NFL's longest that season and one yard short of pro football record.
Nov. 2 — Saints snap six-game losing streak at St. Louis, 51-42. Game set NFL record of most total touchdowns in one game via passing with Bill Kilmer and Charlie Johnson connecting on six apiece. Five other Saints records set: most first downs (26), most total offensive yards (508), most passing yards (354), most points (51) and most PATs (6).



- Nov. 16** — Tom Dempsey sets Saints record with 4 field goals against Giants in New York, scoring fourth with 11 seconds left to pull out 25-24 victory.
Dec. 21 — Win began three-game Saints victory streak as New Orleans also downed San Francisco 43-38 and Philadelphia 26-17.
 Saints close third season with 27-24 victory over Pittsburgh to bring record to 5-9. Dan Abramowicz wins NFL receiving championship with 73 catches for 1,015 yards and 7 TDs and All-NFL honors. Saints continue to hold NFL expansion team winning record with three-year report of 12-29-1. Defensive end Doug Atkins retires after 17-year career, wins second-team all-Pro honors. Tom Dempsey, Jake Kupp, Tony Baker and Andy Livingston tapped for Pro Bowl with entire Saints coaching staff.

1970

- Jan. 16** — In realignment of National Conference, Saints form Western Division with Los Angeles, San Francisco and Atlanta.
Nov. 3 — J.D. Roberts replaces Tom Fears and becomes the second head coach in Saints history.
Nov. 8 — Tom Dempsey kicks 63-yard field — longest in NFL history — on final play to defeat Detroit 19-17.

1971

- Jan. 28** — Saints draft quarterback Archie Manning of Mississippi in first round after trading quarterback Bill Kilmer to Washington for linebacker Tom Rousell plus 4th and 8th round picks in 1972 draft.
Aug. 11 — Louisiana Superdome construction begins.
Sep. 19 — Saints upset Rams in season's opener in New Orleans 24-20. Rookie Archie Manning makes first regular season start and runs for one-yard touchdown on final play after hitting 16 of 29 passes for 218 yards and another touchdown.
Oct. 17 — Archie Manning rushes for two touchdowns as Saints defeat Cowboys 24-20 before 83,088 at New Orleans. Cowboys went on to win Super Bowl.

1972

- Jan. 7** — Richard F. Gordon, Jr. retires from U.S. Naval aerospace program and is appointed executive vice-president of Saints.

1973

- Jan. 29** — Saints trade no. 1 draft choice to Baltimore for defensive end Billy Newsome and 4th-round draft choice (linebacker Jim Merlo).
Aug. 26 — John North replaces J.D. Roberts and becomes Saints' third head coach.
Nov. 4 — Saints score first shutout ever by blanking Buffalo 13-0 in New Orleans. Saints hold O.J. Simpson to 79 yards on 20 rushes as he headed to 2,003-yard season.
Dec. 16 — Saints finish 5-9, tying best season ever for club.

1974

- Dec. 14** — Saints again finish 5-9, tying best mark in their history.

1975

- Aug. 3** — Louisiana Superdome is dedicated.
Aug. 9 — Saints play Houston before 72,434 in first football game in Superdome. Saints lose, 13-7.
Sep. 28 — Saints lose to Cincinnati 21-0 before 52,531 in first National Football League game at Superdome.
Oct. 27 — John North is replaced as head coach by Ernie Hefferle, director of pro personnel, on interim basis.
Nov. 2 — Saints beat Atlanta 23-7 in Ernie Hefferle's first game.



1976

- Jan. 20 —** Saints hire Hank Stram as fourth head coach in club's history.
Nov. 21 — Saints beat Seahawks at Seattle 51-27 to tie club record for most points scored in one game.

1977

- Oct. 30 —** Saints upset Los Angeles 27-26 at Superdome on faked field goal pass from Tom Blanchard to Elois Grooms.
Dec. 18 — Saints season rushing and touchdown records fall to Chuck Muncie with 811 yards and Henry Childs with nine touchdowns.

1978

- Feb. 6 —** Dick Nolan is appointed head coach to replace Hank Stram. In other key front office moves, Eddie Jones is named executive vice-president and Harry Hulmes vice-president of player personnel.
June 11 — Archie Manning wins Byron (Whizzer) White Award for contributions to his team, community and country.
Oct. 22 — Saints upset Rams 10-3 for first ever win at Los Angeles Coliseum.
Dec. 3 — Saints beat 49ers 24-13 at Superdome to become first New Orleans team to win six games.
Dec. 17 — Saints end best season with 7-9 record after win at Tampa Bay 17-10. Quarterback Archie Manning named Player of the Year and MVP in National Conference and selected to play in Pro Bowl.

1979

- June 5 —** Saints move administrative office from Lee Circle to Superdome.
Oct. 14 — Saints score 42 points in second half in 42-14 win at Tampa Bay. Scores came on six successive possessions in offensive masterpiece.
Oct. 28 — Saints tie club record of three consecutive wins and move into undisputed first place in NFC Western Division with 14-10 win at Washington. Saints stopped Redskins 18 times with goal to go and 7 times within two-yard line.
Dec. 3 — Chuck Muncie rushes for 128 yards to become first Saint to surpass 1,000-yard milestone en route to 1,198-yard season. Saints, alas, saw 35-14 lead disappear in 42-35 loss to Oakland in Monday night TV game at Superdome.
Dec. 16 — Saints end season 8-8, most successful in their history by beating Super Bowl-bound Rams 29-14 in last game for Rams at Coliseum.
Dec. 20 — Steve Rosenbloom is introduced as new executive vice-president and general manager of Saints at Superdome news conference.

1980

- Jan. 27 —** Chuck Muncie is selected MVP as NFC scores 37-27 win in Pro Bowl. Saints also represented well by Archie Manning, Tommy Myers, Wes Chandler and Henry Childs.
Nov. 24 — Saints lose to Los Angeles, 27-7 in Monday night game at Superdome. Head coach Dick Nolan is relieved of his duties following the game. Dick Stanfel is named interim head coach.
Dec. 14 — Saints end 14-game losing streak, longest in team history, by beating Jets 21-20 in snowstorm at Shea Stadium.

1981

- Jan. 20 —** General manager Steve Rosenbloom and vice-president of player personnel Dick Steinberg resign.
Jan. 22 — O.A. (Bum) Phillips is announced as head coach.
Jan. 26 — Assistant to the president Fred Williams is appointed Saints' chief administrator.
Apr. 28 — Saints select running back George Rogers, 1980 Heisman Trophy winner, with first overall choice in NFL draft.
Oct. 12 — John Mecom, Sr., father of Saints owner John, Jr. and key figure in team history, dies at age 70 in Houston, Texas.



- Nov. 8 —** Saints defeat NFC West rival Los Angeles 21-13 at Anaheim Stadium to sweep Rams home-and-away for first time in Saints franchise history.
Dec. 20 — George Rogers gains 107 yards in 21-17 loss to San Francisco and becomes 1981 NFL rushing champion and all-time NFL rookie rusher with 1,674 yards for season.

1982

- Jan. 20 —** George Rogers appears for NFC squad in Pro Bowl in Honolulu, Hawaii.
Feb. 17 — Eddie Jones is named Saints president, head coach O.A. (Bum) Phillips is named general manager in addition to coaching title.
Sep. 17 — Veteran quarterback Archie Manning is traded to Houston Oilers for tackle Leon Gray.
Sep. 19 — Ken Stabler leads Saints to 10-0 shutout of Chicago Bears, the first road shutout in team history. Saints defense ranks no. 1 in NFL.
Sep. 20 — National Football League Players Association announces that NFL players are on strike following Monday night game.
Sep. 23 — NFL announces that scheduled Thursday night game will not be played. Announcement marks that first in an eight-week succession of similar announcements.
Nov. 21 — NFL games resume. Saints defeat Kansas City 27-17 before a crowd of 39,341 at Superdome.
Dec. 19 — Halfback George Rogers gains 166 yards rushing at Dallas, the top individual performance in NFL and Saints single-game record.

1983

- Jan. 2 —** Saints defeat Atlanta, 35-6 in rescheduled game that concludes nine-game season with 4-5 record. Saints narrowly miss playoffs in complicated labyrinth of tie-breakers.
Feb. 6 — Halfback George Rogers is in Honolulu for second successive Pro Bowl appearance.
July 30 — Saints appear in Hall of Fame game for the second time in franchise history. Pittsburgh Steelers win game at Canton, Ohio 27-14.
Sep. 4 — Halfback George Rogers sets team single-game record by rushing for 206 yards (24 carries) in 28-17 opening day win over St. Louis at the Superdome. Game marks third opening-day victory in team history.
Sep. 18 — Saints defeat Chicago Bears 34-31 at Superdome in overtime for first sudden-death victory in franchise history.
Dec. 18 — Saints host Los Angeles Rams at Superdome with franchise's first winning season and playoff berth on the line. Rams kick field goal with six seconds remaining for 26-24 victory. Saints finish season with NFC's no. 1 defense overall, and NFL's no. 1 defense against the pass, both franchise firsts. Final 8-8 record ties best season in franchise history (1979).

1984

- Jan. 29 —** Linebacker Rickey Jackson represents Saints in NFC-AFC Pro Bowl in Honolulu, Hawaii.
Feb. 18 — Saints acquire veteran quarterback Richard Todd from the New York Jets in exchange for the Saints' no. 1 choice in the 1984 NFL draft.
Oct. 9 — Saints acquire RB Earl Campbell from Houston for Saints' first-round draft choice in 1985.
Oct. 22 — Quarterback Ken Stabler retires.
Nov. 19 — Saints record first-ever win on prime time with 27-24 Monday night victory over Pittsburgh Steelers in Superdome.
Nov. 26 — Saints owner John W. Mecom, Jr. announces that the Saints are for sale for the non-negotiable price of \$75 million.



1985

- Jan. 27 —** Linebacker Rickey Jackson, defensive end Bruce Clark and punter Brian Hansen represent Saints at NFC-AFC Pro Bowl at Honolulu, Hawaii. Jackson made his second consecutive appearance in the game.
- Feb. 14 —** Negotiations for the sale of the Saints between John Mecom and A.N. Pritzker break off, thrusting Tom Benson, negotiating in a secondary position for several weeks, to the forefront.
- Mar. 12 —** Benson reaches agreement with Mecom for the sale of the Saints, dependent on state aid.
- Apr. 26 —** Saints trade George Rogers and picks no. 5, 10 and 11 in 1985 draft to Washington for Redskins' no. 1 draft choice.
- May 31 —** Ownership is transferred from Mecom to Benson for the sale price of \$70.204 million. Tom Benson will hold the position of managing general partner of the Saints.
- Nov. 25 —** Head coach Bum Phillips resigns. President Eddie Jones, director of football operations Pat Peppel and offensive coordinator King Hill resign. Defensive coordinator Wade Phillips is named interim head coach.

1986

- Jan. 14 —** Jim Finks is named president/general manager. Finks also joins in franchise ownership.
- Jan. 22 —** Wade Phillips and assistant coaches are released.
- Jan. 28 —** Jim Mora is named head coach.
- May 1 —** Director of scouting Joe Woolley and scout Bobby Baldwin are released. Restructuring of scouting department begins with Bill Kuharich as director of player personnel.
- June 19 —** Tom Benson announces new uniform design featuring Fleur de Lis logo inside State of Louisiana on the jersey and the pants.
- July 19 —** Training Camp opens at Southeastern Louisiana University, Hammond.
- Aug. 18 —** Running back Earl Campbell announces his retirement.
- Sep. 21 —** Mel Gray breaks team record with 101-yard kickoff return for TD at San Francisco. Return was Saints' first for score since 1977.
- Sep. 28 —** Saints take 17-0 first-half lead on New York Giants, only to falter in the second half and lose, 20-17. Giants went on to win Super Bowl.
- Nov. 9 —** Saints record fifth shutout in history, holding Rams' Eric Dickerson to 57 yards, nine in the second half, in 6-0 win. The victory evened the Saints' mark at 5-5 after 1-4 start.
- Dec. 7 —** Rueben Mayes broke team's single-game rushing record of 206 yards with 207 vs. Miami, but his final gain was called back along with winning TD. Saints lost 31-27 thriller as Mayes finished with 203 rushing yards.
- Dec. 21 —** Saints have chance for .500 record for only third time in history. But Vikings parlayed 30-3 halftime lead into 33-17 victory, leaving Jim Mora's first Saints team with 7-9 mark. RB Rueben Mayes finished year with 1,353 yards rushing, fourth in NFL and is named consensus Rookie of the Year. Mayes is named to Pro Bowl along with Rickey Jackson and Morten-Andersen.

1987

- May 1 —** Construction begins on first of three phases of improvements to the Superdome. The improvements to the state-run Superdome are being paid for completely with private funding. The first phase, a group of 28 lodge suites, will be completed in time for use by the 1987 season. Other phases are targeted for construction in the near future.
- July 25 —** Rookies report to training camp at Southeastern Louisiana University.
- Aug. 17 —** Fullback Hokie Gajan, attempting to come back from a 1985 knee injury, retires following an injury to his other knee. Gajan joins the Saints' player personnel department as a scout.
- Sep. 13 —** Saints set team record with two safeties in a game as they open the season with a 28-21 win over the Cleveland Browns. Rueben Mayes opens the season with a 147-yard rushing effort in only the Saints' fourth opening-day win ever.



- Sep. 21 —** NFL Players Association announces that players will be on strike following Monday night game.
- Sep. 22 —** While players clear out their lockers, Saints personnel are preparing for games that will be played during the strike period with non-union personnel.
- Sep. 24 —** NFL announces that games scheduled for the weekend of Sept. 27-28 will not be played, but games will resume the following weekend.
- Oct. 4 —** Saints defeat Rams, 37-10 in Superdome before 29,745 fans in first replacement game. Saints QB John Fourcade, a New Orleans native, leads team to the win with two TD passes.
- Oct. 15 —** Players' Association announces that strike is over, but not in time to play the coming weekend's games.
- Oct. 18 —** Saints beat Chicago, 19-17 on four Florian Kempf field goals. The Saints replacements posted a 2-1 record.
- Oct. 19 —** Regular players return to practice; bulk of replacement players return home. Several are retained.
- Oct. 25 —** Saints fall to San Francisco, 24-22 in Superdome thriller. Following the game, Jim Mora makes his highly-publicized "coulda, woulda, shoulda" proclamation to media.
- Nov. 1 —** On the franchise's 22nd birthday, Saints post largest margin of victory in team history, whitewashing Atlanta, 38-0. Win is the first in a team-record nine consecutive triumphs to close out the season.
- Nov. 29 —** Saints hold on with two magnificent goal-line stands in the final quarter to defeat Pittsburgh, 20-16. Win ensured Saints' first-ever winning record.
- Dec. 6 —** Saints beat Tampa Bay, 44-34 to lock up team's first playoff appearance.
- Dec. 13 —** Saints win seventh straight, 24-10 over Houston, to lock up a host position in the NFC wild card game.
- Dec. 20 —** Down 24-3 in the second quarter, Saints rally behind backup quarterback Dave Wilson for 31-24 win, the biggest come-from-behind effort in Saints history.
- Dec. 27 —** Saints beat Green Bay, 33-24 to finish season with 12-3 record, and must wait for San Francisco to play that night to determine whether the Saints would win the NFC West and have the home field advantage throughout the playoffs, or host the NFC wild card game. The 49ers won, relegating the Saints to the wild card host role.

1988

- Jan. 3 —** Saints jump out to 7-0 lead, but hot Vikings led 31-10 at halftime enroute to 44-10 win over Saints in the NFC wild card game. RB Rueben Mayes sustained torn ligaments in his knee, requiring surgery. After the game, Jim Mora said, "I'm proud of what we've accomplished this year. But we expect to do better next time."
- Six Saints, K Morten Andersen, TE Hoby Brenner, G Brad Edelman, RB Rueben Mayes, LB Sam Mills, CB Dave Waymer, were tabbed for the AFC-NFC Pro Bowl in Honolulu. For the second consecutive season, Mayes missed the game. Six is the most Saints players ever selected to play in the game.
- President/general manager Jim Finks was honored as the NFL executive of the year, and head coach Jim Mora was named the NFL coach of the year by every voting body.
- Apr. 21 —** Head coach Jim Mora signs new five-year contract with Saints, a revision of his original contract which had two remaining seasons.
- July 16 —** Rookies and free agents report to Saints' first training camp at University of Wisconsin-La Crosse.
- Nov. 20 —** Saints score biggest win in team history in 42-0 win over Denver. Win clinched Saints' second consecutive winning season.
- Dec. 11 —** At Candlestick Park, Saints saw chances for first-ever NFC West championship disappear in 30-17 loss to San Francisco. 49ers went on to win Super Bowl XXIII.

1989

- Jan. 29 —** Kicker Morten Andersen, linebacker Sam Mills and wide receiver Eric Martin represent Saints in NFC-AFC Pro Bowl in Honolulu. NFC won 34-3.



- Feb. 1 —** Plan B free agency goes into effect. In protecting 37 players, Saints leave 21 others subject to offers from NFL clubs. In the two-month period, Saints lose eight players while signing three.
- Mar. 22 —** NFL Commissioner Pete Rozelle announces his retirement at the league meetings in Palm Springs, California. Rozelle had presided over the league for 29 years.
- June 2-4 —** In a football first, the Who Dat! Fan Club held its first convention at the Hyatt. A club of over 12,000 Saints fans, the convention was attended by more than 1,000 of the club's constituency.
- July 6 —** NFL owners meet in Chicago for a first vote for a successor to Pete Rozelle. Saints president/general manager Jim Finks, the only candidate, falls just short of election.
- Sep. 10 —** Saints score only opening-day shutout in team history with 28-0 win over Dallas in Superdome.
- Oct. 26 —** Meeting in Cleveland, NFL owners select lawyer Paul Tagliabue to succeed Pete Rozelle as league commissioner.
- Nov. 20 —** Commissioner Tagliabue appoints Saints president/general manager Jim Finks as chairman of the NFL competition committee, the group charged with the formulation of football-related rules and regulations.
- Dec. 3 —** Saints lose to Detroit, 21-14, effectively eliminating them from playoff contention. Starting quarterback Bobby Hebert is removed from the game, and replaced by John Fourcade.
- Dec. 10 —** Starting for the first time in non-replacement play, John Fourcade conquers the snow and the Buffalo Bills in leading the team to a 22-19 win. Bills' loss cost them the home-field advantage in AFC playoffs.
- Dec. 18 —** On Monday night, Fourcade leads Saints to 30-20 win over Eagles in Superdome. The loss cost Philadelphia the NFC East title.
- Dec. 24 —** A rousing 41-6 win over Indianapolis secured a 9-7 record, the Saints' third consecutive winning season. The Colts' loss eliminated them from the playoffs. Running back Dalton Hilliard, along with linebackers Vaughan Johnson were selected to represent the Saints in the Pro Bowl. Tackle Kevin Haverdink and cornerback Robert Massey were named to a number of all-rookie teams.

1990

- Feb. 23 —** Saints announce preseason schedule, which includes participation in American Bowl '90, played in Wembley Stadium in London, England. Saints and Raiders face off August 5.
- Feb. 27 —** NFL announces new schedule format, calling for each team to play 16 games in 17 weeks. Each division will have one off week in 1990 and 1991. Under the new format, the 1992 season will feature 16 games in 18 weeks.
- Mar. 1 —** The NFL announces the addition of additional wild card teams to the playoff format effective in 1990. Each conference will now have a six-team playoff system ending with Super Bowl XXV in Tampa.
- Mar. 11 —** NFL owners approve new television contract, which includes the addition of Turner Network Television, and eight more prime-time games per season.
- Apr. 1 —** The second season of Plan B free agency ends with the Saints losing ten players, signing two.
- July 29 —** Saints plane leaves New Orleans and Minneapolis bound for London for American Bowl game against the Raiders. Saints and Raiders face each other twice on practice during the week leading up to the game.
- August 5 —** Saints beat Raiders, 17-10 in American Bowl in London's Wembley Stadium.
- Sep. 25 —** Saints trade nos. 1 and 3 draft choices in 1991 and conditional no. 2 draft choice to Dallas for quarterback Steve Walsh.
- Sep. 30 —** Saints and NFC West opponents are idle in NFL's first open weekend, a function of the new scheduling format.
- Oct. 14 —** Steve Walsh throws for 243 yards and three TDs in 25-20 Saints win over Cleveland. Walsh came into the game in a reserve role.
- Oct. 21 —** Walsh makes first start as Saint, team loses 23-10 decision at Houston. RB Dalton Hilliard, the NFL's leading TD scorer in 1989, is lost for the regular season with a knee injury.



- Dec. 31 —** On New Year's Eve, a national television audience saw the Saints kick a last-second field goal to even their record at 8-8, reaching the .500 mark for the first time all season. More importantly, the win gave them the final NFC playoff berth and a game against Chicago the following week.

1991

- Jan. 6 —** Bears defeat Saints 16-6 in NFC wild card game in Soldier Field. Game is team's second playoff game in history, first on the road. Linebackers Vaughan Johnson and Pat Swilling represent the team in the AFC-NFC Pro Bowl, along with kicker Morten Andersen. DE Renaldo Turnbull ended the season leading NFC rookie defenders with eleven sacks. He is named to a number of all-rookie teams.
- Sep. 8 —** Saints defeat Kansas City, 17-10 for first 2-0 start in team history. Winning streak continued into week seven, the second-longest ever.
- Oct. 27 —** Morten Andersen kicks a 60-yard field goal, the longest of his career and the third-longest in NFL history. The Saints lost, however, in the closing seconds, 20-17 to the Chicago Bears at the Superdome.
- Nov. 24 —** In week 11, with a chance to win the NFC West, Saints lose overtime 23-20 thriller as Falcons kick 50-yard field goal for win. Loss was the second of four straight, making difficult the task of winning the division.
- Dec. 16 —** A 27-0 win over the Los Angeles Raiders broke the four-game losing streak, clinched a playoff spot, and kept the Saints in the hunt for a division title.
- Dec. 22 —** In Phoenix, Saints beat Cardinals 27-3, and win their first-ever NFC West title. "You deserve it. You're the best team in the NFC West," head coach Jim Mora told the team in the joy-filled postgame locker room. The Saints defense ended the regular season with the fewest points allowed in the NFL. They were second in the league in yardage allowed.
- Dec. 29 —** Vying for the team's first-ever playoff victory, the Falcons came from behind to defeat New Orleans, 27-20 in the Superdome.

1992

- Four Saints were chosen for the NFC squad in the Pro Bowl. Linebackers Vaughan Johnson, Sam Mills and Pat Swilling were named as starters for the NFC, the most linebackers from one team in history. Special teamer Bennie Thompson also made the trip to Honolulu.
- Jan. 27 —** Clear Channel Communications, owners of WQUE AM and FM in New Orleans, become Saints' flagship network under three-year agreement. Clear Channel takes over from WWL-Radio, holders of Saints rights since 1982.
- Feb. 3 —** For the first time since 1987, the Saints lose an assistant coach. Dom Capers, secondary coach, goes to Pittsburgh as defensive coordinator. He is replaced on the New Orleans staff by Jim Mora, son of the Saints' head coach.
- Mar. 27 —** Three Saints preseason games will be carried on national television, the most in team history. ABC, CBS and ESPN will each televise one of the Saints' four preseason contests.
- Apr. 21 —** Saints announce the publication of Saints Digest, beginning with the 1992 season. Produced by Curtis Publishing Company, Saints Digest will be printed 26 times yearly.
- May 6 —** Saints' 1992 regular season schedule contains four prime-time games, the most in team history. TNT Sports carries two games, ABC and ESPN one game each.
- Sep. 3 —** President/general manager Jim Finks and head coach Jim Mora sign new three-year contracts, effective Feb. 1, 1993. The contracts ensure that the two men will, at the conclusion of those agreements, have been with the Saints for ten years.
- Nov. 23 —** Saints play first of tough three-game schedule in 11 days, downing the Washington Redskins, 20-3.
- Dec. 3 —** A close, 22-14 win over Atlanta finishes the three-game, 11-day string, putting the Saints in the playoffs for the third consecutive year. New Orleans also defeated Miami, 24-13 in the middle of the string.
- Dec. 26 —** Saints clinch the home-field advantage in the NFC wild card game with a 20-0 win over the New York Jets in the Meadowlands.



1993

- Jan. 3** — Leading 20-7 in the third quarter, the Saints saw the Philadelphia Eagles roar back to win the NFC wild card game, 36-20 at the Superdome. Philadelphia scored 26 points in the fourth quarter for the win. The Saints finished the 1992 season as the leader in points allowed with 202, a team record. The defense also finished second in total defensive yards allowed. New Orleans led the NFL in two related categories, sacks (57) and sacks allowed (15), the first time since 1977 a team had accomplished that feat. Six Saints, linebackers Rickey Jackson, Vaughan Johnson, Sam Mills and Pat Swilling, kicker Morten Andersen, and center Joel Hilgenberg participated in the AFC-NFC Pro Bowl in Honolulu. It tied the record as the most Saints players ever voted to the game.
- Feb. 25** — Saints designate three players, Morten Andersen, Jim Dombrowski and Joel Hilgenberg, as transition players under the NFL's new agreement with the players. The free agent period begins March 1, and runs through April 23 for restricted free agents, July 15 for unrestricted free agents. The Saints have eight restricted free agents, 15 with unrestricted free agents.
- Mar. 10** — Saints lose first unrestricted free agent when Steve Trapilo signs with New England.
- Apr. 12** — Team signs its first veteran free agent when the Saints get quarterback Wade Wilson from Atlanta. Along with Wilson's signing is the announcement that veteran quarterback Bobby Hebert will not be offered a contract.
- Apr. 25** — Linebacker Pat Swilling is traded by the Saints to Detroit for the Lions' first and fourth-round picks in the 1993 draft. Saints select tackle William Roaf with the Lions' first pick, the eighth overall. Following a swap with San Francisco, the Saints take tight end Irv Smith. It is only the second time in team history the Saints have selected two players in the first round of the draft.
- Apr. 29** — At a press conference, Saints owner Tom Benson announces that president/general manager Jim Finks has been diagnosed with cancer. Finks entered the hospital April 26, after the end of the NFL draft. Benson takes over temporarily in Finks' position during his absence.
- Apr. 30** — The disease afflicting Jim Finks is confirmed as lung cancer.
- May 7** — Saints sign tackle Tootie Robbins, a free agent, from Green Bay. The signing of Robbins signals that the team will not offer a contract to 13-year veteran tackle Stan Brock, the team's first-round pick in 1980. Brock's career in New Orleans ends as the all-time leader in games played as a Saint with 186.
- May 19** — A sports bill calling in part for renovations to the Louisiana Superdome and a new practice facility for the Saints passes state lawmakers in a vote in Baton Rouge.
- Jul. 14** — Saints President/General Manager Jim Finks resigns. He will remain with the club as a consultant and member of the board of directors. Owner Tom Benson will assume Finks' duties. "I've got seven-plus years of blood, sweat and tears invested with the Saints," said Finks. "I'm proud to continue to be involved and very proud of the people now running the organization. Also, on the bright side, my consulting role will give me the opportunity to second-guess what's going on with the team."
- Aug. 6** — Finks undergoes surgery for a blood clot on his brain. It is later determined that the clot is unrelated to the cancer.
- Sep. 12** — Saints establish a club record with 557 yards of total offense in a 34-31 victory over the Falcons in Atlanta.
- Oct. 3** — Saints defeat Rams 37-6 in Anaheim, improving their record to 5-0 and tying best-ever start in team history.
- Dec. 26** — Rookie Tyrone Hughes returns a punt 83 yards for a touchdown, the longest in team history, in a 37-26 loss to the Eagles in Philadelphia. It was Hughes' second punt return for a touchdown, and his third return overall for a score in 1993. No other player in club history had ever accomplished that feat in a career.
- Dec. 28** — Three Saints, linebackers Renaldo Turnbull and Rickey Jackson, and punt/kick returner Tyrone Hughes were chosen to represent the NFC in the Pro Bowl, February 6 in Honolulu. Hughes is the fourth rookie in club history to receive this honor.



1994

- Jan. 2** — Saints close out season with a 21-14 victory over the Cincinnati Bengals, giving them an 8-8 record. They are one of only three NFL teams, Houston and San Francisco are the others, never to have experienced a losing season since 1987. It would be the final game in a Saints uniform for tight end Hoby Brenner and nose tackle Jim Wilks, who both joined New Orleans as 1981 draft choices. Brenner played in 175 games, while Wilks participated in 183.
- Jan. 4** — Owner Tom Benson announces a restructuring of the organization. Among the moves, Vice President of Administration Jim Miller is promoted to Executive Vice President of Administration, Director of Player Personnel Bill Kuharich is promoted to Vice President of Football Operations, and Head Coach Jim Mora is named Vice President/Head Coach. Also, offensive line coach Paul Boudreau is released from the coaching staff.
- Jan. 18** — John Matsko, offensive line coach for the Phoenix Cardinals the last two years, replaces Boudreau.
- Jan. 20** — Chet Franklin, Saints defensive backs coach from 1978-79, is named Director of Pro Personnel.
- Feb. 2** — Everett Withers is added to the coaching staff as a defensive assistant.
- Feb. 3** — Chip Myers, former wide receiver for the San Francisco 49ers and Cincinnati Bengals, and former receivers coach for the Tampa Bay Buccaneers, Indianapolis Colts and New York Jets, is named as an offensive assistant.
- Mar. 18** — Saints acquire quarterback Jim Everett from the Los Angeles Rams for an undisclosed draft choice. Saints terminate the contract of last year's starter, Wade Wilson, who eventually reaches agreement on a new contract with the club on April 13.
- Apr. 23** — The Saints terminate the contract of quarterback Steve Walsh, in a move designed to accommodate Walsh and his agent. Walsh was acquired from the Dallas Cowboys September 25, 1990 for first and third-round draft choices in 1991, and a second-round pick in 1992.
- May 8** — After battling lung cancer for more than a year, former President/General Manager Jim Finks passes away at his Metairie home. He was 66.
- May 25** — Bruce Lemmerman is named Director of College Scouting.
- Jul. 26** — Head coach Jim Mora announces that the club has withdrawn the contract offer to linebacker Rickey Jackson, ending Jackson's 13-year career in New Orleans.
- Aug. 28** — The Saints release wide receiver Eric Martin, the club's all-time receiving leader.
- Oct. 23** — The Saints defeat the Los Angeles Rams, 37-34, at the Superdome. Tyrone Hughes returns two kickoffs for touchdowns, on this way to setting or tying seven team records and four NFL marks.
- Nov. 3** — The Saints sign a five-year contract that will keep them in La Crosse, Wisconsin for training camp through 1999.
- Nov. 30** — The Saints' three-year association with WQUE Radio comes to an end, when the club agrees to a five-year contract with WWL Radio for broadcast rights through 1999. WWL had previously been the flagship of the Saints from 1967-75 and 1982-91.
- Dec. 24** — The Saints win their season finale, 30-28 over Denver, their first-ever victory at Mile High Stadium, and their eighth straight win in regular season finales. The Saints finish the year at 7-9, their first losing record since 1986. Jim Mora's first year, when they also went 7-9.
- QB Jim Everett, acquired from the Rams during the offseason for a 1995 seventh-round draft choice, establishes six club single-season passing records, and falls one TD pass shy of tying Archie Manning's standard.
- Dec. 28** — Defensive coordinator Steve Sidwell and defensive line coach John Pease, who both joined Jim Mora with the Saints in 1986, are released from the staff. Mora called it "the toughest decision in my coaching career because it is not only a professional decision, but a personal decision; and a decision that had to be made for what I felt was in the best interest of the New Orleans Saints."

1995

- Jan. 4** — Defensive assistant Everett Withers resigns to take a job as an assistant head coach at the University of Louisville.
- Jan. 13** — Linebackers coach Vic Fangio, a member of Jim Mora's original staff from 1986, becomes the fourth defensive assistant to leave since the end of the season when



Jan. 16 —

he announces his resignation. He would eventually be named defensive coordinator for the expansion Carolina Panthers.

Jan. 23 —

Monte Kiffin, who has spent 12 seasons as an NFL assistant, including eight with the Minnesota Vikings, is named defensive coordinator.

Jan. 24 —

Steve Trimble, an assistant with the Jets in 1994, is named to replace Everett Withers as defensive assistant.

Jan. 26 —

Former Indianapolis and Seattle offensive coordinator Larry Kennan is named tight ends coach. He fills the vacancy created when offensive assistant Chip Myers leaves to take the position of wide receivers coach with the Minnesota Vikings. An early morning fire causes severe damage at the club's Saints Drive Practice Facility. The two alarm fire forces the team to move its operation out of the main building, which was constructed in 1967.

Jan. 31 —

Former Buffalo Bills linebacker and Raiders linebackers coach Jim Haslett is named linebackers coach.

Feb. 5 —

Defensive end Wayne Martin and tackle William Roaf represent the Saints at the AFC-NFC Pro Bowl in Honolulu, the fewest number of Saints selected to play in the game since 1985 (2).

Feb. 15 —

The Saints lose safety Othello Henderson and linebacker James Williams to the Jacksonville Jaguars, and guard Baron Rollins to the Carolina Panthers in the Expansion Draft.

Mar. 8 —

Linebacker Sam Mills signs a two-year contract with the Carolina Panthers, ending a nine-year association with the Saints. Mills played in 133 games and appeared in four Pro Bowls in his career.

Mar. 13 —

The Superdome Commission approves the sale of \$14.5 million in bonds that will go toward the construction of a Saints practice facility in Metairie.

Mar. 20 —

After 13 seasons and 189 games with the Saints, defensive end Frank Warren announces his retirement from professional football.

The Saints sign Philadelphia Eagles cornerback Eric Allen, a transition player and five-time Pro Bowler, to an offer sheet on a five year contract.

Mar. 27 —

The Eagles announce they will not match the offer sheet for Allen, officially making him a Saint.

Apr. 10 —

Frank Warren is hired by the club as a Trainee in Football Operations, where he will work in various aspects of the organization.

June 8 —

Groundbreaking ceremonies are held for the Saints new practice facility on Airline Highway. The complex, which will be situated on the LaSalle Tract in Metairie, is expected to be completed in early 1996.

PRO BOWL RESULTS

1971 — NFC 27, AFC 6

1972 — AFC 26, NFC 13

1973 — AFC 33, NFC 28

1974 — AFC 15, NFC 13

1975 — NFC 17, AFC 10

1976 — NFC 23, AFC 20

1977 — AFC 24, NFC 14

1978 — NFC 14, AFC 13

1979 — NFC 13, AFC 7

1980 — NFC 37, AFC 27

1981 — NFC 21, AFC 7

1982 — AFC 16, NFC 13

1983 — NFC 20, AFC 19

1984 — NFC 45, AFC 3

1985 — AFC 22, NFC 14

1986 — NFC 28, AFC 24

1987 — AFC 10, NFC 6

1988 — AFC 15, NFC 6

1989 — NFC 34, AFC 3

1990 — NFC 27, AFC 21

1991 — AFC 23, NFC 21

1992 — NFC 21, AFC 15

1993 — AFC 23, NFC 20 (OT)

1994 — NFC 17, AFC 3

1995 — AFC 41, NFC 13



SAINTS SERIES RECORDS

Date	Saints	Opponents	Place	Attendance
Arizona Cardinals (9-10-0)				
12- 3-67	20	31	Away	41,171
9-29-68	20	21	Home	79,021
10-27-68	17	31	Away	45,478
11- 2-69	51	42	Away	46,718
10-11-70	17	24	Away	45,294
12- 8-74	14	0	Home	57,152
10-23-77	31	49	Away	48,417
10- 5-80	7	40	Home	45,388
12- 6-81	3	30	Away	46,923
9-12-82	7	21	Home	58,763
9- 4-83	28	17	Home	65,225
9-23-84	34	24	Home	58,723
12- 8-85	16	28	Away	29,527
11-16-86	16	7	Away	32,069
10-11-87	19	24	Away	11,795
9-23-90	28	7	Home	61,110
12-22-91	27	3	Away	30,928
10-18-92	30	21	Away	27,735
10-31-93	20	17	Away	36,778

Atlanta Falcons (24-28-0)

11-26-67	27	24	Home	83,437
12- 7-69	17	45	Away	51,021
9-20-70	3	14	Home	77,042
10-25-70	14	32	Away	58,850
10-24-71	6	28	Away	58,850
12-19-71	20	24	Home	75,954
10-15-72	14	21	Home	66,294
11-12-72	20	36	Away	58,850
9-16-73	7	62	Home	66,428
12-16-73	10	14	Away	58,850
9-29-74	14	13	Home	62,273
10-20-74	13	3	Away	58,850
10- 5-75	7	14	Away	29,444
11- 2-75	23	7	Home	56,614
10-10-76	30	0	Home	51,521
10-31-76	20	23	Away	34,127
11-20-77	21	20	Home	43,135
12-18-77	7	35	Away	36,895
11-12-78	17	20	Home	70,323
11-26-78	17	20	Away	55,121
9- 2-79	34	40 (OT)	Home	70,940
11-25-79	37	6	Away	42,815
10-19-80	14	41	Home	62,651
11-16-80	13	31	Away	53,871
9- 6-81	0	27	Away	57,406
11- 1-81	10	41	Home	63,637
12-12-82	0	35	Away	39,535
1- 2-83	35	6	Home	47,336
10- 9-83	19	17	Away	51,654
11- 6-83	27	10	Home	67,062
9- 2-84	28	36	Home	66,652
11-11-84	17	13	Away	40,590
10-20-85	24	31	Away	44,784



Date	Saints	Opponents	Place	Attendance
12-22-85	10	16	Home	37,717
9- 7-86	10	31	Home	67,950
12-14-86	14	9	Away	39,994
11- 1-87	38	0	Away	42,196
9-11-88	29	21	Away	48,901
12-18-88	10	9	Home	60,566
10-29-89	20	13	Home	65,153
11-19-89	26	17	Away	53,173
10- 7-90	27	28	Away	57,401
11-25-90	10	7	Home	68,629
9-29-91	27	6	Away	56,556
11-24-91	20	23 (OT)	Home	68,591
12-28-91	20	27	Home*	68,794
9-20-92	10	7	Away	67,328
12- 3-92	22	14	Home	68,591
9-12-93	34	31	Away	64,287
10-24-93	15	26	Home	69,043
11-13-94	33	32	Home	60,313
12-11-94	29	20	Away	61,307

*First-Round NFC Playoffs

Buffalo Bills (2-3-0)

11- 4-73	13	0	Home	74,770
9-21-80	26	35	Home	51,154
10-30-83	21	27	Away	49,413
12-10-89	22	19	Away	70,037
12-20-92	16	20	Home	68,591

Chicago Bears (6-10-0)

12- 1-68	17	23	Home	78,285
12-20-70	3	24	Home	63,518
10-10-71	14	35	Away	55,049
10- 7-73	21	16	Home	56,561
10- 6-74	10	24	Away	55,753
12-21-75	17	42	Home	33,371
10- 2-77	42	24	Away	51,488
9-14-80	3	22	Away	62,523
9-19-82	10	0	Away	56,600
9-18-83	34 (OT)	31	Home	64,692
10- 7-84	7	20	Away	53,752
10-18-87	19	17	Away	46,813
1- 6-91	6	16	Away*	60,767
10-27-91	17	20	Home	68,591
9-13-92	28	6	Home	68,591
10- 9-94	7	17	Away	63,822

*First-Round NFC Playoffs

Cincinnati Bengals (5-3-0)

11-29-70	6	26	Away	59,342
9-28-75	0	21	Home	52,531
9-24-78	20	18	Away	40,455
10-25-81	17	7	Home	46,336
12- 9-84	21	24	Home	40,855
12-20-87	41	24	Away	43,424
11- 4-90	21	7	Away	60,067
1- 2-94	20	13	Home	58,036



Date	Saints	Opponents	Place	Attendance
Cleveland Browns (3-9-0)				
10- 1-67	7	42	Home	77,045
9-15-68	10	24	Home	74,215
11-10-68	17	35	Away	71,025
10-12-69	17	27	Home	71,274
12-12-71	17	21	Home	72,794
11-30-75	16	17	Away	44,753
10- 8-78	16	24	Home	50,158
10-18-81	17	20	Away	76,059
10-28-84	16	14	Away	52,489
9-13-87	28	21	Home	59,900
10-14-90	25	20	Home	68,608
12- 5-93	13	17	Away	60,388

Dallas Cowboys (3-14-0)

10-15-67	10	14	Away	52,562
11-12-67	10	27	Home	83,437
11- 3-68	3	17	Home	84,728
9-28-69	17	21	Home	79,567
11- 9-69	17	33	Away	68,282
10-17-71	24	14	Home	83,088
9-24-73	3	40	Away	52,715
9-19-76	6	24	Home	61,413
11-19-78	7	27	Away	57,920
12-19-82	7	21	Away	64,506
9-25-83	20	21	Away	62,136
10-21-84	27	30 (OT)	Away	50,966
10- 3-88	20	17	Home	68,474
9-10-89	28	0	Home	66,977
12- 2-90	13	17	Away	60,087
12- 8-91	14	23	Away	64,530
12-19-94	16	24	Home	67,323

Denver Broncos (2-4-0)

11-22-70	6	31	Home	66,837
10-13-74	17	33	Away	51,706
11- 4-79	3	10	Away	74,482
9-15-85	23	34	Away	74,488
11-20-88	42	0	Home	68,075
12-24-94	30	28	Away	64,445

Detroit Lions (7-6-1)

11-24-68	20	20	Away	46,152
11- 8-70	19	17	Home	66,910
11-19-72	14	27	Away	53,752
10-14-73	20	13	Home	57,810
11- 3-74	14	19	Away	49,127
11-14-76	17	16	Home	42,048
9-25-77	19	23	Away	51,458
10-21-79	17	7	Home	57,428
10-12-80	13	24	Away	78,147
9-18-88	22	14	Away	37,180
12- 3-89	14	21	Away	38,550
10-28-90	10	27	Home	64,368
10- 4-92	13	7	Away	66,971
9-19-93	14	3	Home	69,039



Date	Saints	Opponents	Place	Attendance
Green Bay Packers (4-12-0)				
11-17-68	7	29	Milw.	49,644
11-28-71	29	21	Milw.	48,035
12-17-72	20	30	Home	65,881
12- 2-73	10	30	Milw.	47,890
10-12-75	20	19	Home	51,371
11- 7-76	27	32	Milw.	52,936
9-18-77	20	24	Home	56,250
9-10-78	17	28	Milw.	54,336
9- 9-79	19	28	Milw.	53,184
12-13-81	7	35	Home	45,518
11- 4-84	13	23	Home	57,426
11-17-85	14	38	Milw.	52,104
9-14-86	24	10	Home	56,383
12-27-87	33	24	Home	68,364
9-17-89	34	35	Away	55,809
11-14-93	17	19	Home	69,043
Houston Oilers (4-3-1)				
10- 3-71	13	13	Away	47,966
10- 3-76	26	31	Home	51,973
12-10-78	12	17	Home	63,169
11-22-81	27	24	Away	49,581
9-30-84	27	10	Away	43,108
12-13-87	24	10	Home	68,257
10-21-90	10	23	Away	57,908
9- 5-93	33	21	Home	69,029
Indianapolis Colts (2-3-0)				
12-10-67	10	30	Away	60,238
10-19-69	10	30	Home	80,636
9-30-73	10	14	Away	52,293
10-12-86	17	14	Away	53,512
12-24-89	41	6	Home	49,009
Kansas City Chiefs (3-3-0)				
9-25-72	17	20	Home	70,793
9-26-76	27	17	Away	53,918
11-21-82	27	17	Home	39,341
9- 8-85	27	47	Home	57,760
9- 8-91	17	10	Away	74,816
9- 4-94	17	30	Home	69,362
Los Angeles Raiders (2-4-1)				
11- 7-71	21	21	Home	83,102
11- 9-75	10	48	Away	51,764
12- 3-79	35	42	Home	65,541
10-13-85	13	23	Away	48,152
10-23-88	20	6	Home	66,249
12-16-91	27	0	Home	68,625
11-20-94	19	24	Away	41,722
Miami Dolphins (2-4-0)				
11-15-70	10	21	Away	42,866
11-10-74	0	21	Home	74,289
9- 2-80	16	21	Away	40,946



Date	Saints	Opponents	Place	Attendance
10- 2-83	17	7	Home	66,489
12- 7-86	27	31	Home	64,761
11-29-92	24	13	Home	68,591
Minnesota Vikings (6-13-0)				
10-13-68	20	17	Home	71,105
9-27-70	0	26	Away	47,900
11-21-71	10	23	Home	83,130
11- 5-72	6	37	Away	49,784
12- 1-74	9	29	Away	48,456
11- 9-75	7	20	Home	52,765
9-12-76	9	40	Home	58,156
9- 3-78	31	24	Home	54,187
11-30-80	20	23	Home	30,936
11-15-81	10	20	Away	45,215
11-27-83	17	16	Home	59,502
11-24-85	30	23	Away	54,117
12-21-86	17	33	Away	51,209
1- 3-88	10	44	Home*	69,546
12- 4-88	3	45	Away	61,215
9-16-90	3	32	Away	56,272
9-22-91	26	0	Home	68,591
11-28-93	17	14	Away	53,030
11- 6-94	20	21	Away	57,564
*NFC Wildcard Game				
New England Patriots (2-5-0)				
12-10-72	10	17	Home	64,889
12- 5-76	6	27	Away	53,592
12-21-80	27	38	Home	38,277
12- 4-83	0	7	Away	24,579
11-30-86	20	21	Home	58,259
11-12-89	28	24	Away	47,680
11- 8-92	31	14	Away	45,413
New York Giants (7-9-0)				
10- 8-67	21	27	Away	62,670
10- 6-68	21	38	Away	62,967
11-16-69	25	24	Away	62,927
10- 4-70	14	10	Home	69,126
10- 8-72	21	45	Away	62,507
12-14-75	14	28	Away	40,150
10-29-78	28	17	Home	58,806
9-30-79	24	14	Home	51,543
9-20-81	7	20	Away	69,814
12-15-84	10	3	Away	63,739
10-27-85	13	21	Home	54,082
9-28-86	17	20	Away	72,765
11-22-87	23	14	Home	67,639
11-27-88	12	13	Home	66,526
12-20-93	14	24	Home	69,036
10- 2-94	27	22	Home	55,076
New York Jets (3-4-0)				
12- 3-72	17	18	Away	62,496
12- 4-77	13	16	Home	40,464
12-14-80	21	20	Away	38,077
11-21-83	28	31	Home	68,606



Date	Saints	Opponents	Place	Attendance
10-26-86	23	28	Away	44,246
10-15-89	29	14	Home	59,521
12-26-92	20	0	Away	45,614

Philadelphia Eagles (8-12-0)

11- 5-67	31	24	Home	59,596
11-19-67	21	48	Away	60,751
12- 8-68	17	29	Away	57,128
10-26-69	10	13	Away	60,568
11-30-69	26	17	Home	72,805
10-29-72	21	3	Home	65,554
10-27-74	14	10	Home	64,257
11- 6-77	7	28	Away	53,482
9-17-78	17	24	Home	49,242
9-16-79	14	26	Home	54,212
11- 9-80	21	34	Home	45,340
10-11-81	14	31	Home	52,728
12-11-83	20 (OT)	17	Away	45,182
10- 6-85	23	21	Home	56,364
9-20-87	17	27	Away	57,485
12-18-89	30	20	Home	59,218
10-13-91	13	6	Away	64,224
9- 6-92	13	15	Away	63,513
1- 3-93	20	36	Home*	68,893
12-26-93	26	37	Away	50,085

*NFC Wild Card Game

Pittsburgh Steelers (5-6-0)

10-29-67	10	14	Home	68,911
80-20-68	16	12	Away	32,303
12-15-68	24	14	Home	66,131
12-21-69	27	24	Home	72,256
11-25-74	7	28	Home	71,907
11- 5-78	14	20	Away	48,525
10- 4-81	6	20	Home	64,578
11-19-84	27	24	Home	66,005
11-29-87	20	16	Away	47,896
12-16-90	6	9	Home	68,582
10-17-93	14	37	Away	56,056

St. Louis Rams (23-27-0)

9-17-67	13	27	Home	80,879
10- 5-69	17	36	Away	54,789
11- 1-70	17	30	Home	77,861
12- 6-70	16	34	Away	66,410
9-19-71	24	20	Home	70,915
12- 5-71	28	45	Away	73,610
9-17-72	14	34	Away	66,303
11-26-72	19	16	Home	64,325
11-11-73	7	29	Away	70,358
11-25-73	13	24	Home	67,192
9-22-74	0	24	Away	64,178
11-17-74	20	7	Home	57,287
10-26-75	14	38	Away	60,771
12- 7-75	7	14	Home	39,958
10-24-76	10	16	Home	51,984
11-28-76	14	33	Away	54,906
10-16-77	7	14	Away	46,045
10-30-77	27	26	Home	59,023



Date	Saints	Opponents	Place	Attendance
10- 1-78	20	26	Home	61,654
10-22-78	10	3	Away	47,574
10- 7-79	17	35	Home	68,986
12-16-79	29	14	Away	53,879
11- 2-80	31	45	Away	59,909
11-24-80	7	27	Home	53,448
9-13-81	23	17	Home	62,063
11- 8-81	21	13	Away	61,068
9-11-83	27	30	Away	45,572
12-18-83	24	26	Home	70,148
10-14-84	10	28	Home	63,161
12- 2-84	21	34	Away	49,348
11- 3-85	10	28	Away	49,030
12- 1-85	29	3	Home	44,122
11- 9-86	6	0	Home	62,352
11-23-86	13	26	Away	58,600
10- 4-87	37	10	Home	29,745
11- 8-87	31	14	Away	43,379
10-30-88	10	12	Home	68,238
11-13-88	14	10	Away	63,305
10-22-89	40	21	Away	57,567
11-26-89	17	20 (OT)	Home	64,274
12- 9-90	24	20	Away	56,864
12-31-90	20	17	Home	68,647
9-15-91	24	7	Home	68,583
11- 3-91	24	17	Away	58,713
10-11-92	13	10	Home	68,591
12-13-92	37	14	Away	47,355
10- 3-93	37	6	Away	50,709
12-12-93	20	23	Home	69,033
10-23-94	37	34	Home	47,908
12- 4-94	31	15	Away	34,960

San Diego Chargers (1-5-0)

11-18-73	14	17	Away	44,356
10- 9-77	0	14	Home	53,942
12- 9-79	0	35	Home	61,059
10- 9-88	23	17	Away	42,693
11-17-91	21	24	Away	48,420
10-16-94	22	36	Home	50,565

San Francisco 49ers (14-35-2)

10-22-67	13	27	Away	34,285
11-23-69	43	38	Home	71,448
10-18-70	20	20	Away	39,446
12-13-70	27	38	Home	61,940
9-26-71	20	38	Home	81,596
11-14-71	26	20	Away	45,138
10- 1-72	2	37	Home	69,840
10-22-72	20	20	Away	59,167
10-21-73	0	40	Away	52,629
12- 9-73	16	10	Home	62,490
9-15-74	13	17	Home	65,071
12-15-74	21	35	Away	49,567
10-19-75	21	35	Away	40,990
11-23-75	6	16	Home	40,328
10-17-76	3	33	Away	43,160
12-12-76	7	27	Home	42,536



Date	Saints	Opponents	Place	Attendance
11-13-77	7	10 (OT)	Home	41,564
11-27-77	17	20	Away	33,702
10-15-78	14	7	Away	37,671
12-3-78	24	13	Home	50,068
9-23-79	30	21	Away	39,727
11-11-79	31	20	Home	65,551
9-7-80	23	26	Home	58,621
12-7-80	35	38 (OT)	Away	37,949
9-27-81	14	21	Away	44,433
12-20-81	17	21	Home	43,639
11-28-82	23	20	Away	51,611
10-16-83	13	32	Home	68,154
11-13-83	0	27	Away	40,022
9-16-84	20	30	Away	57,611
11-25-84	3	35	Home	65,117
9-29-85	20	17	Away	58,053
12-15-85	19	31	Home	46,065
9-21-86	17	26	Away	58,297
11-2-86	23	10	Home	53,234
10-25-87	22	24	Home	60,497
11-15-87	26	24	Away	60,436
9-4-88	33	34	Home	66,357
12-11-88	17	30	Away	62,977
10-8-89	20	24	Home	60,488
11-6-89	13	31	Away	60,667
9-10-90	12	13	Home	68,629
12-23-90	13	10	Away	60,112
11-10-91	10	3	Home	68,591
12-1-91	24	38	Away	62,092
9-27-92	10	16	Home	68,591
11-15-92	20	21	Away	64,895
9-26-93	16	13	Home	69,041
11-22-93	7	42	Away	68,496
9-25-94	13	24	Away	63,971
11-28-94	14	35	Home	61,304

Seattle Seahawks (3-2-0)

11-21-76	51	27	Away	61,865
11-18-79	24	38	Away	60,055
11-10-85	3	27	Home	47,365
10-16-88	20	19	Away	63,569
9-1-91	27	24	Home	68,492

Tampa Bay Buccaneers (12-4-0)

12-11-77	14	33	Home	40,124
12-17-78	17	10	Away	51,209
10-14-79	42	14	Away	67,640
11-29-81	14	31	Home	62,209
12-5-82	10	13	Home	61,709
10-23-83	24	21	Away	48,242
9-9-84	17	13	Home	54,686
9-22-85	20	13	Home	45,320
10-19-86	38	7	Home	43,355
12-6-87	44	34	Home	66,471
9-25-88	13	9	Home	66,671
9-24-89	10	20	Away	44,053
11-11-90	35	7	Home	67,865
10-20-91	23	7	Home	68,591



Date	Saints	Opponents	Place	Attendance
11-1-92	23	21	Home	68,591
9-18-94	9	7	Away	45,522
Washington Redskins (5-12-0)				
9-24-67	10	30	Home	74,937
12-17-67	30	14	Away	50,486
9-22-68	37	17	Home	65,941
9-21-69	20	26	Home	73,147
12-14-69	14	17	Away	50,354
10-31-71	14	24	Away	53,041
10-28-73	19	3	Home	66,315
9-21-75	3	41	Away	54,414
10-28-79	14	10	Away	52,133
10-26-80	14	22	Away	51,375
12-26-82	10	27	Home	48,667
10-5-86	6	14	Home	57,317
11-6-88	24	27	Away	54,183
10-1-89	14	16	Home	64,358
11-18-90	17	31	Away	52,573
11-23-92	20	3	Home	68,591
9-11-94	24	38	Home	58,049

HEAD COACHES 1967-94

Year	W	L	T	Year	W	L	T
Tom Fears				Dick Stanfel			
1967	3	11	0	1980	1	3	0
1968	4	9	1				
1969	5	9	0	O.A. (Bum) Phillips			
1970	1	5	1	1981	4	12	0
Totals	13	34	2	1982	4	5	0
J.D. Roberts				1983	8	8	0
1970	1	6	0	1984	7	9	0
1971	4	8	2	1985	4	8	0
1972	2	11	1	Totals	27	42	0
Totals	7	25	3				
John North				Wade Phillips			
1973	5	9	0	1985	1	3	0
1974	5	9	0				
1975	1	5	0	Jim Mora			
Totals	11	23	0	1986	7	9	0
Ernie Hefferle				1987	12	3	0
1975	1	7	0	1988	10	6	0
Hank Stram				1989	9	7	0
1976	4	10	0	1990	8	8	0
1977	3	11	0	1991	11	5	0
Totals	7	21	0	1992	12	4	0
Dick Nolan				1993	8	8	0
1978	7	9	0	1994	7	9	0
1979	8	8	0	Totals	84	59	0
1980	0	12	0	Playoffs	0	4	0
Totals	15	29	0	Total	84	63	0



SAINTS ALL-TIME RESULTS

*HOME GAME (Home Attendance Figures Between 1990-93 Represent Tickets Distributed)
MN-Monday Night, SN-Sunday Night, TN-Thursday Night

1967 (3-11) Coach: Tom Fears 4th place, Capitol Division

Saints	Opp.
9/17 * Los Angeles (80,879).....	13 27
9/24 * Washington (74,937).....	10 30
10/1 * Cleveland (77,045).....	7 42
10/8 New York Giants (62,670).....	21 27
10/15 Dallas (52,562).....	10 14
10/22 San Francisco (34,285).....	13 27
10/29 * Pittsburgh (68,911).....	14 14
11/5 * Philadelphia (59,596).....	31 24
11/12 * Dallas (83,437).....	10 27
11/19 Philadelphia (60,751).....	21 48
11/26 * Atlanta (83,437).....	27 24
12/3 St. Louis (41,171).....	20 31
12/10 Baltimore (60,238).....	10 30
12/17 Washington (50,486).....	30 14
	233 379

1968 (4-9-1) Coach: Tom Fears 3rd place, Century Division

Saints	Opp.
9/15 * Cleveland (74,215).....	10 24
9/22 * Washington (65,941).....	37 17
9/29 * St. Louis (79,021).....	20 21
10/6 New York Giants (62,967).....	21 38
10/13 * Minnesota (71,105).....	20 17
10/20 Pittsburgh (32,303).....	16 12
10/27 St. Louis (45,478).....	17 31
11/3 * Dallas (84,728).....	3 17
11/10 Cleveland (71,025).....	7 35
11/17 Green Bay (Milw. 49,644).....	7 29
11/24 Detroit (46,152).....	20 20
12/1 * Chicago (78,285).....	17 23
12/8 Philadelphia (57,128).....	17 29
12/15 * Pittsburgh (66,131).....	24 14
	246 327

1969 (5-9) Coach: Tom Fears 3rd place, Capitol Division

Saints	Opp.
9/21 * Washington (73,147).....	20 26
9/28 * Dallas (79,567).....	17 21
10/5 Los Angeles (54,879).....	17 36
10/12 * Cleveland (71,274).....	17 27
10/19 * Baltimore (80,636).....	10 30
10/26 Philadelphia (60,658).....	10 13
11/2 St. Louis (46,718).....	51 42
11/9 Dallas (62,282).....	17 33
11/16 New York Giants (62,927).....	25 24
11/23 * San Francisco (71,448).....	43 38
11/30 * Philadelphia (72,805).....	26 17
12/7 Atlanta (57,021).....	17 45
12/14 Washington (50,354).....	14 17
12/21 * Pittsburgh (72,256).....	27 24
	311 393

1970 (2-11-1) Coach: Tom Fears (7 games) J.D. Roberts (7 games) 4th place, NFC West

Saints	Opp.
9/20 * Atlanta (77,042).....	3 14
9/27 Minnesota (47,900).....	0 26
10/4 * New York Giants (69,126).....	14 10
10/11 St. Louis (45,294).....	17 24
10/18 San Francisco (39,446).....	20 20
10/25 Atlanta (58,850).....	14 32
11/1 * Los Angeles (77,861).....	17 30
11/8 * Detroit (66,910).....	19 17
11/15 Miami (42,866).....	10 21
11/22 * Denver (66,837).....	6 31
11/29 Cincinnati (59,342).....	6 26
12/6 Los Angeles (66,410).....	16 34
12/13 * San Francisco (61,940).....	7 38
12/20 * Chicago (63,518).....	3 24
	172 347

1971 (4-8-2) Coach: J.D. Roberts 4th place, NFC West

Saints	Opp.
9/19 * Los Angeles (70,915).....	24 20
9/26 * San Francisco (81,596).....	20 38
10/3 Houston (47,966).....	13 13
10/10 Chicago (55,049).....	14 35
10/17 * Dallas (83,088).....	24 14
10/24 Atlanta (58,850).....	6 28
10/31 Washington (53,041).....	14 24
11/7 * Oakland (83,102).....	21 21
11/14 San Francisco (45,138).....	26 20
11/21 * Minnesota (83,130).....	10 23
11/28 Green Bay (Milw. 48,130).....	29 21
12/5 Los Angeles (73,610).....	28 45
12/12 * Cleveland (72,794).....	17 21
12/19 * Atlanta (75,954).....	20 24
	266 347

1972 (2-11-1) Coach: J.D. Roberts 4th place, NFC West

Saints	Opp.
9/17 Los Angeles (66,303).....	14 34
9/25 * Kansas City (70,793) (MN).....	17 20
10/1 * San Francisco (69,840).....	2 37
10/8 New York Giants (62,507).....	21 45
10/15 * Atlanta (66,294).....	14 21
10/22 San Francisco (59,167).....	20 20
10/29 * Philadelphia (65,554).....	21 3
11/5 Minnesota (49,784).....	6 37
11/12 Atlanta (58,850).....	20 36
11/19 Detroit (53,752).....	14 27
11/26 * Los Angeles (64,325).....	19 16
12/3 New York Jets (62,496).....	17 18
12/10 * New England (64,889).....	10 17
12/17 * Green Bay (65,881).....	20 30
	215 361

1973 (5-9) Coach: John North 3rd place, NFC West

Saints	Opp.
9/16 * Atlanta (66,428).....	7 62
9/24 Dallas (52,715) (MN).....	3 40
9/30 Baltimore (52,293).....	10 14
10/7 * Chicago (56,561).....	21 16
10/14 * Detroit (57,810).....	20 13
10/21 San Francisco (52,629).....	0 40
10/28 * Washington (66,315).....	19 3
11/4 * Buffalo (74,770).....	13 0
11/11 Los Angeles (70,358).....	7 29
11/18 San Diego (44,356).....	14 17
11/25 * Los Angeles (67,192).....	13 24
12/2 * Green Bay (Milw. 47,890).....	10 30
12/9 * San Francisco (62,490).....	16 10
12/16 Atlanta (58,850).....	10 14
	163 312

1974 (5-9) Coach: John North 3rd place, NFC West

Saints	Opp.
9/15 * San Francisco (65,071).....	13 17
9/22 Los Angeles (64,178).....	0 24
9/29 * Atlanta (62,273).....	14 13
10/6 Chicago (55,753).....	10 24
10/13 Denver (51,706).....	17 33
10/20 Atlanta (58,850).....	13 3
10/27 * Philadelphia (64,257).....	14 10
11/3 Detroit (49,127).....	14 19
11/10 * Miami (74,289).....	0 21
11/17 * Los Angeles (57,287).....	20 7
11/25 * Pittsburgh (71,907) (MN).....	7 28
12/1 Minnesota (44,456).....	9 29
12/8 * St. Louis (57,152).....	14 0
12/15 San Francisco (49,567).....	21 35
	166 263

1975 (2-12) Coach: John North (6 games) Ernie Hefferle (8 games) 4th place, NFC West

Saints	Opp.
9/21 Washington (54,414).....	3 41
9/28 * Cincinnati (52,531).....	0 21
10/5 Atlanta (29,444).....	7 14
10/12 * Green Bay (51,371).....	20 19
10/19 San Francisco (40,990).....	21 35
10/26 Los Angeles (60,771).....	14 38
11/2 * Atlanta (56,614).....	23 7
11/9 Oakland (51,764).....	10 48
11/16 * Minnesota (62,765).....	7 20
11/23 * San Francisco (40,328).....	6 16
11/30 Cleveland (44,753).....	16 17
12/7 * Los Angeles (39,358).....	7 14
12/14 New York Giants (40,150).....	14 28
12/21 * Chicago (33,371).....	17 42
	165 360

1976 (4-10) Coach: Hank Stram 3rd place, NFC West

Saints	Opp.
9/12 * Minnesota (58,156).....	9 40
9/19 * Dallas (61,413).....	6 24
9/26 Kansas City (53,918).....	27 17
10/3 * Houston (51,973).....	26 31
10/10 * Atlanta (51,521).....	30 0
10/17 San Francisco (43,160).....	3 33
10/24 * Los Angeles (51,984).....	10 16
10/31 Atlanta (34,127).....	20 23
11/7 Green Bay (Milw. 52,936).....	27 32
11/14 * Detroit (42,048).....	17 16
11/21 Seattle (61,865).....	51 27
11/28 Los Angeles (54,906).....	14 33
12/5 New England (53,592).....	6 27
12/12 * San Francisco (42,536).....	7 27
	253 346

1977 (3-11) Coach: Hank Stram 4th place, NFC West

Saints	Opp.
9/18 * Green Bay (56,548).....	20 24
9/25 Detroit (51,548).....	19 23
10/2 Chicago (51,488).....	42 24
10/9 * San Diego (53,942).....	0 14
10/16 Los Angeles (46,045).....	7 14
10/23 St. Louis (48,417).....	31 49
10/30 * Los Angeles (59,023).....	27 26
11/6 Philadelphia (53,482).....	7 28
11/13 * San Francisco (41,564).....	7 (OT) 10
11/20 * Atlanta (43,135).....	21 20
11/27 San Francisco (33,702).....	17 20
12/4 * New York Jets (40,464).....	13 16
12/11 * Tampa Bay (40,124).....	14 33
12/18 Atlanta (36,895).....	7 35
	232 336

1978 (7-9) Coach: Dick Nolan 3rd place, NFC West

Saints	Opp.
9/3 * Minnesota (54,187).....	31 24
9/10 Green Bay (Milw. 54,336).....	17 28
9/17 * Philadelphia (49,242).....	17 24
9/24 Cincinnati (40,455).....	20 18
10/1 * Los Angeles (61,654).....	20 26
10/8 * Cleveland (50,158).....	16 24
10/15 San Francisco (37,671).....	14 7
10/22 Los Angeles (47,574).....	10 3
10/29 * New York Giants (58,806).....	28 17
11/5 Pittsburgh (48,525).....	14 20
11/12 * Atlanta (70,323).....	17 20
11/19 Dallas (57,920).....	7 27
11/26 Atlanta (55,521).....	17 20
12/3 * San Francisco (50,068).....	24 17
12/10 * Houston (63,169).....	12 13
12/17 Tampa Bay (51,209).....	17 10
	281 298


1979 (8-8) Coach: Dick Nolan
2nd place, NFC West

Saints		Opp.
9/2	* Atlanta (70,940).....	34(OT) 40
9/9	Green Bay (Milw. 53,184).....	19 28
9/16	* Philadelphia (54,212).....	14 26
9/23	San Francisco (39,727).....	30 21
9/30	* New York Giants (51,543).....	24 14
10/7	* Los Angeles (68,986).....	17 35
10/14	Tampa Bay (67,640).....	42 14
10/21	* Detroit (57,428).....	17 7
10/28	Washington (52,133).....	14 10
11/4	Denver (74,482).....	3 10
11/11	* San Francisco (65,551).....	31 20
11/18	Seattle (60,055).....	24 38
11/25	Atlanta (42,815).....	37 6
12/3	* Oakland (65,541) [MN].....	35 42
12/9	* San Diego (61,059).....	0 35
12/16	Los Angeles (53,879).....	29 14
		370 360

1980 (1-15) Coach: Dick Nolan (12 games)
Dick Stanfel (4 games)
4th place, NFC West

Saints		Opp.
9/7	* San Francisco (58,621).....	23 26
9/14	Chicago (65,523).....	3 22
9/21	* Buffalo (51,154).....	26 35
9/28	Miami (40,946).....	16 21
10/5	* St. Louis (45,388).....	7 40
10/12	Detroit (78,147).....	13 24
10/19	* Atlanta (62,651).....	14 41
10/26	Washington (51,375).....	14 22
11/2	Los Angeles (59,909) [MN].....	31 45
11/9	* Philadelphia (45,340).....	21 34
11/16	Atlanta (53,871).....	13 31
11/24	* Los Angeles (53,488).....	7 27
11/30	* Minnesota (30,936).....	20 23
12/7	* San Francisco (37,949).....	35(OT) 38
12/14	New York Jets (38,077).....	21 20
12/21	* New England (38,277).....	27 38
		291 487

1981 (4-12) Coach: Bum Phillips
4th place, NFC West

Saints		Opp.
9/6	Atlanta (57,406).....	0 27
9/13	* Los Angeles (62,063).....	23 17
9/20	New York Giants (69,814).....	7 20
9/27	San Francisco (64,433).....	14 21
10/4	* Pittsburgh (64,578).....	6 20
10/11	* Philadelphia (52,728).....	14 31
10/18	Cleveland (76,059).....	17 20
10/25	* Cincinnati (46,336).....	17 7
11/1	* Atlanta (63,637).....	10 41
11/8	Los Angeles (61,068).....	21 13
11/15	Minnesota (45,215).....	10 20
11/22	Houston (49,581).....	27 24
11/29	* Tampa Bay (62,209).....	14 31
12/6	St. Louis (46,923).....	3 30
12/13	* Green Bay (45,518).....	7 35
12/20	* San Francisco (43,639).....	17 21
		207 378

1982 (4-5) Coach: Bum Phillips
2nd place, NFC West

Saints		Opp.
9/12	* St. Louis (58,763).....	7 21
9/19	Chicago (56,600).....	10 0
11/21	* Kansas City (39,341).....	27 17
11/28	San Francisco (51,611).....	23 20
12/5	* Tampa Bay (61,709).....	10 13
12/12	Atlanta (39,535).....	0 35
12/19	Dallas (64,506).....	7 21
12/26	* Washington (48,667).....	10 27
1/2	* Atlanta (47,336).....	35 6
		129 160

1983 (8-8) Coach: Bum Phillips
3rd place, NFC West

Saints		Opp.
9/4	* St. Louis (65,225).....	28 17
9/11	Los Angeles (45,572).....	27 30
9/18	* Chicago (64,692).....	34(OT) 31
9/25	Dallas (62,136).....	20 21
10/2	* Miami (66,489).....	17 7
10/9	Atlanta (51,654).....	19 17
10/16	* San Francisco (68,154).....	13 32
10/23	Tampa Bay (48,242).....	24 21
10/30	Buffalo (49,413).....	21 27
11/6	* Atlanta (67,062).....	27 10
11/13	* San Francisco (40,022).....	0 27
11/21	* New York Jets (68,606) [MN].....	28 31
11/27	* Minnesota (59,502).....	17 16
12/4	New England (24,579).....	0 7
12/11	Philadelphia (45,182).....	20(OT) 17
12/18	* Los Angeles (70,148).....	24 26
		319 337

1984 (7-9) Coach: Bum Phillips
3rd place, NFC West

Saints		Opp.
9/2	* Atlanta (66,652).....	28 36
9/9	* Tampa Bay (54,686).....	17 13
9/16	San Francisco (57,611).....	20 30
9/23	* St. Louis (58,723).....	34 24
9/30	Houston (43,108).....	27 10
10/7	Chicago (53,752).....	7 20
10/14	* Los Angeles (63,161).....	10 28
10/21	Dallas (50,966) [SN].....	27(OT) 30
10/28	Cleveland (52,849).....	16 14
11/4	* Green Bay (57,426).....	13 23
11/11	Atlanta (40,590).....	17 13
11/19	* Pittsburgh (66,005) [MN].....	27 24
11/25	* San Francisco (65,117).....	3 35
12/2	Los Angeles (49,348).....	21 34
12/9	* Cincinnati (40,855).....	21 24
12/15	New York Giants (63,739).....	10 3
		298 361

1985 (5-11) Coach: Bum Phillips (12 games)
Wade Phillips (4 games)
3rd place, NFC West

Saints		Opp.
9/8	* Kansas City (57,760).....	27 47
9/15	Denver (74,448).....	23 34
9/22	* Tampa Bay (45,320).....	20 13
9/29	San Francisco (58,053).....	20 17
10/6	* Philadelphia (56,364).....	23 21
10/13	L.A. Raiders (48,152).....	13 23
10/20	Atlanta (44,784).....	24 31
10/27	* New York Giants (54,082).....	13 21
11/3	Los Angeles (49,030).....	10 28
11/10	* Seattle (47,365).....	3 27
11/17	Green Bay (Milw. 52,104).....	14 38
11/24	Minnesota (54,117).....	30 23
12/1	* Los Angeles (44,122).....	29 3
12/8	St. Louis (29,527).....	16 28
12/15	* San Francisco (46,065).....	19 31
12/22	* Atlanta (37,717).....	10 16
		294 401

1986 (7-9) Coach: Jim Mora
4th place, NFC West

Saints		Opp.
9/7	* Atlanta (67,950).....	10 31
9/14	* Green Bay (56,383).....	24 10
9/21	San Francisco (58,297).....	17 26
9/28	N.Y. Giants (72,765).....	17 20
10/5	* Washington (57,317).....	6 14
10/12	Indianapolis (53,512).....	17 14
10/19	* Tampa Bay (43,355).....	38 7
10/26	N.Y. Jets (44,246).....	23 28
11/2	* San Francisco (53,234).....	23 10
11/9	* Los Angeles (62,352).....	6 0
11/16	St. Louis (32,069).....	16 7
11/23	Los Angeles (58,600).....	13 26
11/30	* New England (58,259).....	20 21
12/7	* Miami (64,761).....	27 31
12/14	Atlanta (39,994).....	14 9
12/21	Minnesota (51,209).....	17 33
		288 287

1987 (12-3) Coach: Jim Mora
2nd place, NFC West

Saints		Opp.
9/13	* Cleveland (59,900).....	28 21
9/20	Philadelphia (57,485).....	17 27
10/4	* Los Angeles (29,745).....	37 10
10/11	St. Louis (11,795).....	19 24
10/18	Chicago (46,813).....	19 17
10/25	* San Francisco (60,497).....	22 24
11/1	Atlanta (42,196).....	38 0
11/8	Los Angeles (43,379).....	31 14
11/15	San Francisco (60,436).....	26 24
11/22	* N.Y. Giants (67,639).....	23 14
11/29	Pittsburgh (47,896).....	20 16
12/6	* Tampa Bay (66,471).....	44 34
12/13	* Houston (68,257).....	24 10
12/20	Cincinnati (43,424).....	41 24
12/27	* Green Bay (68,364).....	33 24
		422 283

NFC Wild Card Playoff

1/3	* Minnesota (68,127).....	10 44
-----	---------------------------	-------


1988 (10-6) Coach: Jim Mora
3rd place, NFC West

Saints		Opp.
9/4	* San Francisco (66,357).....	33 34
9/11	Atlanta (48,901).....	29 21
9/18	Detroit (37,180).....	22 14
9/25	* Tampa Bay (66,671).....	13 9
10/3	* Dallas (68,474) [MN].....	20 17
10/9	San Diego (42,693).....	23 17
10/16	Seattle (63,569).....	20 19
10/23	* L.A. Raiders (66,249).....	20 6
10/30	* L.A. Rams (68,238).....	10 12
11/6	Washington (54,183).....	24 27
11/13	L.A. Rams (63,305).....	14 10
11/20	* Denver (68,075).....	42 0
11/27	* N.Y. Giants (66,526).....	12 13
12/4	Minnesota (61,215).....	3 45
12/11	San Francisco (62,977).....	17 30
12/18	* Atlanta (60,566).....	10 9
		312 283

1989 (9-7) Coach: Jim Mora
3rd place, NFC West

Saints		Opp.
9/10	* Dallas (66,977).....	28 0
9/17	Green Bay (55,809).....	34 35
9/24	Tampa Bay (44,053).....	10 20
10/1	* Washington (64,358).....	14 16
10/8	* San Francisco (60,488) [MN].....	20 24
10/15	* N.Y. Jets (59,521).....	29 14
10/22	L.A. Rams (57,567).....	40 21
10/29	Atlanta (65,153).....	20 13
11/6	San Francisco (60,667).....	13 31
11/12	New England (47,680).....	28 24
11/19	Atlanta (53,173).....	26 17
11/26	* L.A. Rams (64,274) [SN].....	17(OT) 20
12/3	Detroit (38,550).....	14 21
12/10	Buffalo (70,037).....	22 19
12/18	* Philadelphia (59,218) [MN].....	30 20
12/24	* Indianapolis (49,009).....	41 6
		386 301

1990 (8-8) Coach: Jim Mora
2nd place, NFC West

Saints		Opp.
9/10	* San Francisco (68,629) [MN].....	12 13
9/16	Minnesota (56,272).....	3 32
9/23	* Phoenix (61,110).....	28 7
10/7	Atlanta (57,401).....	27 28
10/14	* Cleveland (68,608).....	25 20
10/21	Houston (57,908).....	10 23
10/28	* Detroit (64,368).....	10 27
11/4	Cincinnati (60,067).....	21 7
11/11	* Tampa Bay (67,865).....	35 7
11/18	Washington (52,573).....	17 31
11/25	Atlanta (68,629).....	10 7
12/2	Dallas (60,087).....	13 17
12/9	L.A. Rams (56,864).....	24 20
12/16	* Pittsburgh (68,582).....	6 9
12/23	San Francisco (60,112).....	13 10
12/31	* L.A. Rams (68,647) [MN].....	20 17
		274 275

NFC First-Round Playoffs

1/6	Chicago (60,767).....	6 16
-----	-----------------------	------


1991 (11-5) Coach: Jim Mora
1st place, NFC West

	Saints	Opp.
9/1 * Seattle (68,492)	27	24
9/8 Kansas City (74,816)	17	10
9/15 * L.A. Rams (68,583) [SN]	24	7
9/22 * Minnesota (68,591)	26	0
9/29 Atlanta (56,556)	27	6
10/13 Philadelphia (64,224)	13	6
10/20 * Tampa Bay (68,591)	23	7
10/27 * Chicago (68,591)	17	20
11/3 L.A. Rams (58,713)	24	17
11/10 * San Francisco (68,591)	10	3
11/17 San Diego (48,420)	21	24
11/24 * Atlanta (68,591) [SN]	20(OT)	23
12/1 San Francisco (62,092)	24	38
12/8 Dallas (64,530)	14	23
12/16 * L.A. Raiders (68,625) [MN]	27	0
12/22 Phoenix (30,928)	27	3
	341	211

NFC First-Round Playoffs

12/28 * Atlanta (68,794)	20	27
--------------------------------	----	----

1992 (12-4) Coach: Jim Mora
2nd place, NFC West

	Saints	Opp.
9/6 Philadelphia (63,513)	13	15
9/13 * Chicago (68,591)	28	6
9/20 Atlanta (67,328)	10	7
9/27 * San Francisco (68,591) [SN]	10	16
10/4 Detroit (66,971)	13	7
10/11 * L.A. Rams (68,591) [SN]	13	10
10/18 Phoenix (27,735)	30	21
11/1 * Tampa Bay (68,591)	23	21
11/8 New England (45,413)	31	14
11/15 San Francisco (64,895)	20	21
11/23 * Washington (68,591) [MN]	20	3
11/29 * Miami (68,591)	24	13
12/3 * Atlanta (68,591) [TN]	22	14
12/13 L.A. Rams (47,355)	37	14
12/20 * Buffalo (68,591)	16	20
12/26 N.Y. Jets (45,614)	20	0
	330	202

NFC First-Round Playoffs

1/3 * Philadelphia (68,893)	20	36
-----------------------------------	----	----

1993 (8-8) Coach: Jim Mora
2nd place, NFC West

	Saints	Opp.
9/5 * Houston (69,029) [SN]	33	21
9/12 Atlanta (64,287)	34	31
9/19 * Detroit (69,039)	14	3
9/26 * San Francisco (69,041)	16	13
10/3 L.A. Rams (50,709)	37	6
10/17 Pittsburgh (56,056)	14	37
10/24 * Atlanta (69,043)	15	26
10/31 Phoenix (36,778)	20	17
11/14 * Green Bay (69,043)	17	19
11/22 San Francisco (68,496) [MN]	7	42
11/28 Minnesota (53,030)	17	14
12/5 Cleveland (60,388)	13	17
12/12 * L.A. Rams (69,033)	20	23
12/20 * N.Y. Giants (69,036) [MN]	14	24
12/26 Philadelphia (50,085)	26	37
1/2 * Cincinnati (58,036)	20	13
	317	343

1994 (7-9) Coach: Jim Mora
2nd place, NFC West

	Saints	Opp.
9/4 * Kansas City (69,362)	17	30
9/11 * Washington (58,049)	24	38
9/18 Tampa Bay (45,522)	9	7
9/25 San Francisco (63,971)	13	24
10/2 * N.Y. Giants (55,076)	27	22
10/9 Chicago (63,822)	7	17
10/16 * San Diego (50,565)	22	36
10/23 * L.A. Rams (47,908)	37	34
11/6 Minnesota (57,564)	20	21
11/13 * Atlanta (60,313)	33	32
11/20 L.A. Raiders (41,722)	19	24
11/28 * San Francisco (61,304) [MN]	14	35
12/4 L.A. Rams (34,960)	31	15
12/11 Atlanta (61,307) [SN]	29	20
12/19 * Dallas (67,323) [MN]	16	24
12/24 Denver (64,445)	30	28
	348	407

ROOKIE RUSHERS

In 1994, running back Mario Bates continued a trend that has been prevalent with the Saints since 1991. Last year, Bates, the Saints' second-round draft choice in 1994, became the fourth straight rookie to lead the club in rushing, with 579 yards and six touchdowns on 151 attempts. Derek Brown topped the Saints' rushing chart in 1993, Vaughn Dunbar led the way in 1992, and Fred McAfee headed the list in '91. Overall, Bates is the tenth rookie to lead the Saints in rushing. The others are Alvin Maxson (1974), Mike Strachan (1975), Chuck Muncie (1976), Jimmy Rogers (1980), George Rogers (1981) and Rueben Mayes (1986).



SAINTS PRESEASON RESULTS

1967 (5-1) Saints Opp.

Los Angeles (26,364) at Anaheim	7	16
St. Louis (25,500) at Shreveport	23	14
Pittsburgh (35,000) at Baton Rouge	20	17
San Francisco (23,348) at Portland, Ore	24	10
Miami (11,214) at Charleston, S.C.	20	17
Atlanta (67,486) at New Orleans	27	14

1968 (2-4) Saints Opp.

Los Angeles (29,505) at Anaheim	7	21
Boston (57,152) at New Orleans	19	0
Houston (42,734) at Houston	23	24
Cleveland (70,045) at New Orleans	40	27
Atlanta (49,832) at Atlanta	10	16
Minnesota (23,000) at Shreveport	17	20

1969 (2-4) Saints Opp.

San Diego (31,683) at San Diego	7	10
Denver (28,356) at Denver	28	22
Pittsburgh (40,000) at Baton Rouge	24	34
Atlanta (69,898) at New Orleans	21	17
Houston (79,937) at New Orleans	14	30
Detroit (30,312) at Detroit	7	42

1970 (4-2) Saints Opp.

Minnesota (17,932) at Canton, Ohio	14	13
Houston (46,223) at Houston	19	10
Detroit (76,778) at New Orleans	17	31
Boston (32,000) at Jackson	26	20
N.Y. Jets (78,581) at New Orleans	14	27
San Diego (63,904) at New Orleans	20	14

1971 (0-6) Saints Opp.

Buffalo (35,758) at Buffalo	10	14
Dallas (73,560) at Dallas	21	36
Kansas City (70,459) at New Orleans	7	27
San Diego (35,405) at San Diego	7	22
Philadelphia (60,487) at New Orleans	0	34
Houston (60,971) at New Orleans	17	24

1972 (1-4-1) Saints Opp.

Philadelphia (53,372) at Philadelphia	13	10
Buffalo (66,762) at New Orleans	21	24
Dallas (81,070) at New Orleans	7	30
San Diego (64,506) at New Orleans	14	16
Pittsburgh (43,302) at Memphis	7	56
Houston (44,571) at Houston	14	14

1973 (1-5) Saints Opp.

Kansas City (67,216) at Kansas City	6	12
Miami (80,050) at Miami	13	14
Dallas (61,022) at Dallas	14	24
New England (64,131) at New Orleans	6	31
N.Y. Jets (67,434) at New Orleans	17	28
Houston (62,339) at New Orleans	16	10

1974 (3-3) Saints Opp.

Pittsburgh (45,339) at New Orleans	7	26
Miami (41,524) at Miami	20	45
New England (20,456) at Foxboro	3	7
Dallas (56,563) at New Orleans	16	7
N.Y. Jets (59,829) at New Orleans	24	7
Houston (35,103) at Houston	24	16

1975 (2-4) Saints Opp.

Houston (72,434) at New Orleans	7	13
Denver (40,089) at New Orleans	24	21
Miami (61,253) at New Orleans	10	20
Baltimore (60,643) at New Orleans	27	3
Pittsburgh (47,341) at Pittsburgh	3	24
Cincinnati (48,453) at Cincinnati	0	20

1976 (4-2) Saints Opp.

Pittsburgh (56,039) at New Orleans	14	24
Houston (38,675) at Houston	13	10
Buffalo (36,110) at Buffalo	21	14
Baltimore (38,879) at Baltimore	26	OT
Cincinnati (60,044) at New Orleans	13	10
Miami (63,383) at New Orleans	7	20

1977 (5-1) Saints Opp.

Chicago (55,163) at Chicago	20	14
N.Y. Giants (49,900) at New Orleans	23	7
Buffalo (66,282) at New Orleans	20	17
N.Y. Jets (49,455) at New Orleans	14	20
Miami (39,970) at Miami	17	10
Houston (49,964) at New Orleans	20	16

1978 (2-2) Saints Opp.

Philadelphia (30,000) at Mexico City	14	7
Miami (54,105) at New Orleans	17	31
Tampa Bay (49,042) at New Orleans	3	14
Houston (49,554) at Houston	17	3



1979 (1-3)	Saints	Opp.
Miami (44,704) at Miami	7	14
Chicago (45,085) at New Orleans	6	13
Tampa Bay (49,042) at Tampa	7	14
Houston (54,469) at New Orleans	10	7

1980 (1-3)	Saints	Opp.
St. Louis (57,923) at New Orleans	17	13
Houston (43,376) at Houston	17	20
Detroit (49,631) at Detroit	17	40
Miami (50,635) at New Orleans	0	20

1981 (3-1)	Saints	Opp.
Baltimore (46,792) at New Orleans	24	23
Houston (67,562) at New Orleans	27	7
Philadelphia (28,001) at Syracuse, N.Y.	6	37
Detroit (52,090) at New Orleans	20	OT 17

1982 (1-3)	Saints	Opp.
Houston (44,599) at Houston	20	22
Kansas City (46,585) at New Orleans	6	3
Cleveland (55,689) at New Orleans	17	20
Minnesota (59,810) at Minnesota	21	24

1983 (3-2)	Saints	Opp.
Pittsburgh (23,909) at Canton, Ohio	14	27
Tampa Bay (53,111) at Tampa	17	20
Miami (38,735) at Miami	19	17
Houston (60,430) at New Orleans	20	13
N.Y.Jets (58,176) at New Orleans	17	10

1984 (3-1)	Saints	Opp.
Kansas City (34,230) at Kansas City	34	20
Atlanta (58,502) at New Orleans	31	21
Houston (45,522) at Houston	31	19
Washington (52,040) at New Orleans	9	14

1985 (1-3)	Saints	Opp.
New England (27,014) at Foxboro	32	20
Houston (53,491) at New Orleans	20	23
Tampa Bay (49,337) at New Orleans	10	14
San Diego (40,462) at San Diego	20	21

1986 (2-2)	Saints	Opp.
Denver (47,408) at Denver	10	7
New England (54,364) at New Orleans	34	38
Houston (38,617) at Houston	13	24
Kansas City (47,945) at New Orleans	13	10

1987 (3-1)	Saints	Opp.
Minnesota (52,884) at New Orleans	23	17
Houston (51,562) at New Orleans	13	16
Pittsburgh (46,770) at New Orleans	31	28
Cincinnati (46,289) at Cincinnati	26	14

1988 (2-2)	Saints	Opp.
Minnesota (47,624) at Minnesota	23	20
Phoenix (51,987) at Phoenix	33	28
Indianapolis (54,117) at Indianapolis	6	18
Pittsburgh (56,174) at New Orleans	28	31

1989 (1-3)	Saints	Opp.
Indianapolis (57,771) at New Orleans	7	31
Buffalo (48,512) at Buffalo	7	10
Cincinnati (51,150) at New Orleans	27	10
Washington (56,181) at New Orleans	21	26

1990 (4-1)	Saints	Opp.
L.A. Raiders (63,106) at London	17	10
Minnesota (48,154) at Minnesota	13	10
Green Bay (47,848) at Madison, Wis.	13	27
Buffalo (51,959) at New Orleans	28	23
Indianapolis (54,796) at New Orleans	17	14

1991 (2-2)	Saints	Opp.
Minnesota (58,953) at New Orleans	18	3
Green Bay (55,730) at New Orleans	31	20
Indianapolis (50,896) at Indianapolis	28	34
Miami (44,099) at Miami	24	28

1992 (3-1)	Saints	Opp.
Chicago (53,846) at Chicago	34	31
Pittsburgh (61,671) at New Orleans	26	0
Houston (61,194) at New Orleans	3	33
Miami (60,021) at Baltimore, Md.	17	3

1993 (4-1)	Saints	Opp.
Philadelphia (49,363) at Tokyo, Japan	28	16
Houston (40,308) at San Antonio, Texas	37	28
Green Bay (59,523) at Madison, Wis.	26	17
Chicago (61,149) at New Orleans	20	14
Detroit (60,700) at New Orleans	16	17

1994 (1-3)	Saints	Opp.
New England (37,800) at Foxboro	6	24
Minnesota (46,067) at Minnesota	17	21
Green Bay (54,714) at New Orleans	10	13
Dallas (57,281) at New Orleans	28	10

SAINTS STANDINGS

1967 (Capitol Division, 4th place)

	W	L	T	Pct.
Dallas	9	5	0	.643
Philadelphia	6	7	1	.462
Washington	5	6	3	.455
New Orleans	3	11	0	.214

1968 (Century Division, 3rd place)

	W	L	T	Pct.
Cleveland	10	4	0	.714
St. Louis	9	4	1	.692
New Orleans	4	9	1	.308
Pittsburgh	2	11	1	.154

1969 (Capitol Division, 3rd place)

	W	L	T	Pct.
Dallas	11	2	1	.846
Washington	7	5	2	.583
New Orleans	5	9	0	.357
Philadelphia	4	9	1	.308

1970 (Western Division, 4th place)

	W	L	T	Pct.
San Francisco	10	3	1	.769
Los Angeles	8	5	1	.615
Atlanta	4	8	2	.333
New Orleans	2	11	1	.154

1971 (Western Division, 4th place)

	W	L	T	Pct.
San Francisco	9	5	0	.643
Los Angeles	8	5	1	.615
Atlanta	7	6	1	.538
New Orleans	4	8	2	.333

1972 (Western Division, 4th place)

	W	L	T	Pct.
San Francisco	9	5	0	.615
Atlanta	7	7	0	.500
Los Angeles	6	7	1	.464
New Orleans	2	11	1	.154

1973 (Western Division, 3rd place)

	W	L	T	Pct.
Los Angeles	12	2	0	.857
Atlanta	9	5	0	.643
New Orleans	5	9	0	.357
San Francisco	5	9	0	.357

1974 (Western Division, 3rd place)

	W	L	T	Pct.
Los Angeles	10	4	0	.714
San Francisco	6	8	0	.429
New Orleans	5	9	0	.357
Atlanta	3	11	0	.214

1975 (Western Division, 4th place)

	W	L	T	Pct.
Los Angeles	12	2	0	.857
San Francisco	5	9	0	.357
Atlanta	4	10	0	.286
New Orleans	2	12	0	.143

1976 (Western Division, 3rd place)

	W	L	T	Pct.
Los Angeles	10	3	1	.750
San Francisco	8	6	0	.571
New Orleans	4	10	0	.286
Atlanta	4	10	0	.286
Seattle	2	12	0	.143

1977 (Western Division, 4th place)

	W	L	T	Pct.
Los Angeles	10	4	0	.714
Atlanta	7	7	0	.500
San Francisco	5	9	0	.357
New Orleans	3	11	0	.214

1978 (Western Division, 3rd place)

	W	L	T	Pct.
Los Angeles	12	4	0	.750
Atlanta	9	7	0	.563
New Orleans	7	9	0	.438
San Francisco	2	14	0	.125




1979
 (Western Division, 2nd place)

	W	L	T	Pct.
Los Angeles	9	7	0	.563
New Orleans	8	8	0	.500
Atlanta	6	10	0	.375
San Francisco	2	14	0	.125

1980
 (Western Division, 4th place)

	W	L	T	Pct.
Atlanta	12	4	0	.750
Los Angeles	11	5	0	.687
San Francisco	6	10	0	.375
New Orleans	1	15	0	.062

1981
 (Western Division, 4th place)

	W	L	T	Pct.
San Francisco	13	3	0	.813
Atlanta	7	9	0	.438
Los Angeles	6	10	0	.375
New Orleans	4	12	0	.250

1982
 (Western Division, 2nd place)

	W	L	T	Pct.
Atlanta	5	4	0	.556
New Orleans	4	5	0	.444
San Francisco	3	6	0	.333
Los Angeles	2	7	0	.222

1983
 (Western Division, 3rd place)

	W	L	T	Pct.
San Francisco	10	6	0	.625
Los Angeles	9	7	0	.563
New Orleans	8	8	0	.500
Atlanta	7	9	0	.438

1984
 (Western Division, 3rd place)

	W	L	T	Pct.
San Francisco	15	1	0	.938
Los Angeles	10	6	0	.625
New Orleans	7	9	0	.438
Atlanta	4	12	0	.250

1985
 (Western Division, 3rd place)

	W	L	T	Pct.
Los Angeles	11	5	0	.687
San Francisco	10	6	0	.625
New Orleans	5	11	0	.313
Atlanta	4	12	0	.250

1986
 (Western Division, 4th place)

	W	L	T	Pct.
San Francisco	10	5	1	.656
Los Angeles	10	6	0	.625
Atlanta	7	8	1	.469
New Orleans	7	9	0	.438

1987
 (Western Division, 2nd place)

	W	L	T	Pct.
San Francisco	13	2	0	.867
New Orleans	12	3	0	.800
Los Angeles	6	9	0	.400
Atlanta	3	12	0	.200

1988
 (Western Division, 3rd place)

	W	L	T	Pct.
San Francisco	10	6	0	.625
Los Angeles	10	6	0	.625
New Orleans	10	6	0	.625
Atlanta	5	11	0	.313

1989
 (Western Division, 3rd place)

	W	L	T	Pct.
San Francisco	14	2	0	.875
Los Angeles	11	5	0	.688
New Orleans	9	7	0	.563
Atlanta	3	13	0	.188

1990
 (Western Division, 2nd place)

	W	L	T	Pct.
San Francisco	14	2	0	.875
New Orleans	8	8	0	.500
Los Angeles	5	11	0	.313
Atlanta	5	11	0	.313


1991
 (Western Division, 1st place)

	W	L	T	Pct.
New Orleans	11	5	0	.688
Atlanta	10	6	0	.625
San Francisco	10	6	0	.625
Los Angeles	3	13	0	.188

1992
 (Western Division, 2nd place)

	W	L	T	Pct.
San Francisco	14	2	0	.875
New Orleans	12	4	0	.750
Atlanta	6	10	0	.375
Los Angeles	6	10	0	.375

1993
 (Western Division, 2nd place)

	W	L	T	Pct.
San Francisco	10	6	0	.625
New Orleans	8	8	0	.500
Atlanta	6	10	0	.375
Los Angeles	5	11	0	.313

1994
 (Western Division, 2nd place)

	W	L	T	Pct.
San Francisco	13	3	0	.813
New Orleans	7	9	0	.438
Atlanta	7	9	0	.438
Los Angeles	4	12	0	.250

SUPER BOWL RESULTS

- 1966 (I) — Green Bay 35, Kansas City 10 at Los Angeles, Calif.
 1967 (II) — Green Bay 33, Oakland 14 at Miami, Fla.
 1968 (III) — New York Jets 16, Baltimore 7 at Miami, Fla.
 1969 (IV) — Kansas City 23, Minnesota 7 at NEW ORLEANS, LA. (Tulane Stad.)
 1970 (V) — Baltimore 16, Dallas 13 at Miami, Fla.
 1971 (VI) — Dallas 24, Miami 3 at NEW ORLEANS, LA. (Tulane Stadium)
 1972 (VII) — Miami 14, Washington 7 at Los Angeles, Calif.
 1973 (VIII) — Miami 24, Minnesota 7 at Houston, Tex.
 1974 (IX) — Pittsburgh 16, Minnesota 6 at NEW ORLEANS, LA. (Tulane Stad.)
 1975 (X) — Pittsburgh 21, Dallas 17 at Miami, Fla.
 1976 (XI) — Oakland 32, Minnesota 14 at Pasadena, Calif.
 1977 (XII) — Dallas 27, Denver 10 at NEW ORLEANS, LA. (Superdome)
 1978 (XIII) — Pittsburgh 35, Dallas 31 at Miami, Fla.
 1979 (XIV) — Pittsburgh 31, Los Angeles Rams 19 at Pasadena, Calif.
 1980 (XV) — Oakland 27, Philadelphia 10 at NEW ORLEANS, LA. (Superdome)
 1981 (XVI) — San Francisco 26, Cincinnati 21 at Pontiac, Mich.
 1982 (XVII) — Washington 27, Miami 17 at Pasadena, Calif.
 1983 (XVIII) — L.A. Raiders 38, Washington 9 at Tampa, Fla.
 1984 (XIX) — San Francisco 38, Miami 16 at Palo Alto, Calif.
 1985 (XX) — Chicago 46, New England 10 at NEW ORLEANS, LA. (Superdome)
 1986 (XXI) — New York Giants 39, Denver 20 at Pasadena, Calif.
 1987 (XXII) — Washington 42, Denver 10 at San Diego, Calif.
 1988 (XXIII) — San Francisco 20, Cincinnati 16 at Miami, Fla.
 1989 (XXIV) — San Francisco 55, Denver 10 at NEW ORLEANS, LA. (Superdome)
 1990 (XXV) — N.Y. Giants 20, Buffalo 19 at Tampa, Fla.
 1991 (XXVI) — Washington 37, Buffalo 24 at Minneapolis, Minn.
 1992 (XXVII) — Dallas 52, Buffalo 17 at Pasadena, Calif.
 1993 (XXVIII) — Dallas 30, Buffalo 13 at Atlanta, Ga.
 1994 (XXIX) — San Francisco 49, San Diego 26 at Miami, Fla.



SAINTS DRAFT CHOICES

1967

- 1a. traded to Baltimore
- 1b. Leslie Kelley, fb Alabama
- 2a. James (Bo) Burris, s Houston
- 2b. John Gilliam, rb South Carolina State
- 2c. David Rowe, de Penn State
- 3a. traded to Baltimore
- 3b. Del Williams, g Florida State
- 3c. Ben Hart, wr Oklahoma
- 4a. Ron Widby, p Tennessee
- 4b. Bill Carr, c Florida
- 4c. Tom Stangle, t Dayton
- 5a. Don McCall, rb USC
- 5b. John Douglas, cb Texas Southern
- 6a. George Harvey, g Kansas
- 6b. Charles (Bo) Wood, lb North Carolina
- 7a. Gary Hertzog, g Williamette
- 7b. Bob McKelvey, lb Northwestern
- 8a. Sam Harris, te Colorado
- 8b. Barry Siler, lb Albion
- 9a. Tim Lavens, te Idaho
- 9b. Eugene Ross, cb Oklahoma
- 10a. Charles Brown, rb Missouri
- 10b. Roosevelt Robertson, te North Carolina College
- 11a. Jim Benson, g Florida
- 11b. Bernard Corbin, cb Alabama A&M
- 12a. Ronnie Pack, g Tennessee A&I
- 12b. John Robinson, wr Tennessee A&I
- 13a. Bill Stetz, lb Boston College
- 13b. Gary Grossnickle, s Missouri
- 14a. Jim Hester, te North Carolina
- 14b. George Stetter, cb Virginia
- 15a. John Snow, dt Wake Forest
- 15b. Darrell Johnson, rb Lamar
- 16a. Marcus Rhoden, wr Mississippi State
- 16b. Bruce Cortez, cb Parsons College
- 17a. Dan Abramowicz, wr Xavier (Ohio)
- 17b. Billy Bob Stewart, lb SMU
- 17c. Jim Walker, s Providence

1968

- 1a. traded to Green Bay
- 1b. Kevin Hardy, de Notre Dame
(choice acquired from Minnesota)
2. choice to Los Angeles for joining scouting combine
3. Dave Szmakowski, wr West Texas State
- 4a. Willie Crittendon, dt Tulsa
- 4b. Dan Sartin, g Mississippi
5. Ronnie Lee South, qb Arkansas
6. traded to San Francisco
- 7a. Ray Phillips, g Michigan
(choice acquired from Detroit)
- 7b. Eugene Howard, cb Langston
8. Dick Swatland, g Notre Dame
9. Joe Blake, g Tulsa
10. Doug Robinson, s Iowa State

11. Bennie Blocker, rb South Carolina State
12. John Beck, cb San Diego State
13. Kayo Trepanier, t Montana State
14. Herbert Covington, rb Memphis State
15. Wilmer Cooks, rb Colorado
16. Elie Ghattas, g Ball State
17. Jim Ferguson, lb USC

1969

- 1a. traded to San Francisco
- 1b. John Shinnors, g Xavier (Ohio)
(choice acquired from Minnesota)
- 2a. traded to Baltimore
- 2b. Richard Neal, de Southern
(choice acquired from St. Louis)
3. traded to Detroit
- 4a. Dennis Hale, s Minnesota
- 4b. Bob Hudspeth, t Southern Illinois
(choice acquired from Dallas)
- 5a. Tony Kyasky, s Syracuse
- 5b. Keith Christensen, t Kansas
(choice acquired from New York Giants)
6. Bob Miller, te USC
7. traded to Baltimore
8. Jim Lawrence, wr USC
9. Joe Owens, lb Alcorn State
10. McKinley Reynolds, rb Hawaii
11. Tommy Morel, wr LSU
12. Tom Broadhead, rb Santa Barbara State
13. Joe Robillard, cb Linfield (Oregon)
14. Gary Loyd, p California Lutheran
15. Bill Waller, wr Xavier (Ohio)
16. Edd Hargett, qb Texas A&M
17. Chico Kurzawski, s Northwestern

1970

1. Ken Burrough, wr Texas Southern
2. traded to Cleveland
3. Clovis Swinney, de Arkansas State
- 4a. Delles Howell, cb Grambling
- 4b. Glenn Cannon, s Mississippi
(choice acquired from Chicago)
- 5a. traded to Washington
- 5b. Steve Ramsey, qb North Texas State
(choice acquired from Los Angeles)
6. Mel Easley, cb Oregon State
7. Lon Woodard, de San Diego State
8. Lawrence Estes, de Alcorn State
9. Jim Otis, rb Ohio State
10. Jim Brumfield, rb Indiana State
11. Gary Klar, lb Arizona
12. Willie Davenport, cb Southern
13. selection declared ineligible
14. Doug Sutherland, de Wisconsin-Superior
15. Jim Vest, de Washington State
16. Cliff Gasper, dt Grambling
17. Doug Wyatt, s Tulsa

1971

1. Archie Manning, qb Mississippi
- 2a. traded to Chicago
- 2b. Sam Holden, t Grambling
(choice acquired from Houston)
3. Bivian Lee, cb Prairie View
- 4a. traded to Dallas
- 4b. Carlos Bell, te Houston
- 4c. Wimpy Winther, c Mississippi
(choice acquired from Washington)
- 4d. D'artagnan Martin, cb Kentucky State
- 4e. Don Morrison, t Texas-Arlington
5. traded to Pittsburgh
6. Don Morehead, rb Michigan
- 7a. Larry DiNardo, g Notre Dame
- 7b. Bob Newland, wr Oregon
(choice acquired from Kansas City)
- 8a. traded to Pittsburgh
- 8b. James Elder, cb Southern
(choice acquired from Washington)
- 8c. Bob Gresham, rb West Virginia
(choice acquired from Oakland)
9. Tom Williams, s Williamette
10. Rocky Pamplin, rb Hawaii
11. Bob Pollard, de Weber State
12. Ron Gathright, cb Morehead State
13. Don Burchfield, te Ball State
14. Bobby Scott, qb Tennessee
15. Bart Graves, de Tulane
16. Craig Robinson, t Houston
17. Hermann Eban, wr Oklahoma State

1972

1. Royce Smith, g Georgia
- 2a. traded to Oakland
- 2b. Willie Hall, lb USC
- 3a. Bob Kuziel, c Pittsburgh
- 3b. Tom Myers, s Syracuse
- 4a. Mike Crangle, de Tennessee-Martin
- 4b. Joe Federspiel, lb Kentucky
(choice acquired from Kansas City)
- 4c. Mike Coleman, de Knoxville College
- 5a. Bill Butler, rb Kansas State
(choice acquired from Green Bay)
- 5b. Carl Johnson, t Nebraska
- 5c. Bo Davies, s South Carolina
(choice acquired from Baltimore)
- 6a. Wayne Dorton, g Arkansas State
- 6b. Curt Watson, rb Tennessee
(choice acquired from Oakland)
7. Ernie Jackson, cb Duke
8. Ron Vinson, wr Abilene Christian
9. Kent Branstetter, dt Houston
10. Andy Kupp, g Idaho
11. Paul Dongieux, lb Mississippi
12. Steve Lockhart, te Arkansas State
13. Cephus Weatherspoon, wr Ft. Lewis
14. Steve Barrios, wr Tulane
15. Rusty Lachaussee, qb Tulane
16. Joe Balthrop, g Tennessee
17. Dick Graham, wr Oklahoma State

1973

1. traded to Baltimore
- 2a. Derland Moore, de Oklahoma
- 2b. Steve Baumgartner, de Purdue
(choice acquired from New York Jets)
- 3a. traded to Washington
- 3b. Pete Van Valkenburg, rb Brigham Young
(choice acquired from New York Jets)
- 4a. traded to Detroit
- 4b. Jim Merlo, lb Stanford
(choice acquired from Baltimore)
5. traded to Denver
- 6a. traded to Washington
- 6b. Marty Shufford, rb Arizona
7. Billy Cahill, s Washington
- 8a. Bob Peterson, g Utah
- 8b. Doug Winslow, wr Drake
(choice acquired from Washington)
9. Mike Fink, cb Missouri
10. Jeff Horsley, rb North Carolina Central
11. James Owens, rb Auburn
12. Paul Orndorff, te Tampa
13. Richard Watkins, dt Weber State
14. Paul Fersen, t Georgia
15. Mike Evenson, c North Dakota State
16. Howard Stevens, rb Louisville
17. Bobby Garner, te Winston-Salem

1974

1. Rick Middleton, lb Ohio State
(swapped #1 choices from Detroit)
2. Paul Seal, te Michigan
3. traded to Cincinnati
- 4a. traded to Minnesota
- 4b. Rod McNeil, rb USC
- 5a. traded to Cincinnati
- 5b. Joel Parker, wr Florida
(choice acquired from San Francisco)
- 5c. Terry Schmidt, cb Ball State
(choice acquired from Atlanta)
6. traded to Detroit
7. traded to Minnesota
8. Alvin Maxson, rb SMU
9. Phil LaPorta, t Penn State
- 10a. Frosty Anderson, wr Nebraska
(choice acquired from Houston)
- 10b. Tommy Thibodeaux, g Tulane
11. Kent Merritt, wr Virginia
12. James Buckmon, de Pittsburgh
13. Mike Truax, lb Tulane
14. Kent Marshall, s TCU
15. Larry Cipa, qb Michigan
16. Don Coleman, lb Michigan
17. Marvin Williams, wr Western Illinois

1975

- 1a. Larry Burton, wr Purdue
- 1b. Kurt Schumacher, g Ohio State
(choice acquired from Jets for Billy Newsome)
2. Lee Gross, c Auburn





- 3a. Andrew Jones, rb Washington State
(choice acquired from Minnesota)
- 3b. Elois Grooms, de Tennessee Tech
- 4a. traded to San Francisco
- 4b. John Starkebaum, s Nebraska
(choice acquired from Philadelphia)
- 4c. Charles Hall, de Tulane
(choice acquired from St. Louis)
5. traded to Chicago
6. Mike Lemon, lb Kansas
7. Steve Rogers, rb LSU
8. traded to St. Louis
9. Mike Strachan, rb Iowa State
10. Chuck Heater, rb Michigan
11. Danny Lee, p N.E. Louisiana
12. Ron Gustafson, wr North Dakota State
13. Jim Upchurch, rb Arizona
14. Randy Rhino, cb Georgia Tech
15. Grant Burget, rb Oklahoma
16. Mike McDonald, lb Catawba
17. Greg Westbrook, lb Colorado

1976

1. Chuck Muncie, rb California
2. Tony Galbreath, rb Missouri
3. Bob Simmons, t Texas
4. Tinker Owens, wr Oklahoma
5. Scott Parrish, t Utah State
6. Terry Stieve, g Wisconsin
7. Ed Bauer, g Notre Dame
8. Craig Cassidy, s Ohio State
9. Warren Peiffer, dt Iowa
10. Junior Hardin, lb Eastern Kentucky
11. Greg Kokal, qb Kent State
12. Milton Butts, t North Carolina State
13. Kenny Downing, s Missouri
14. Rich Huckle, de Western Montana
15. Steve Seminoff, dt Wichita State
16. Gene Jones, t Bowling Green
17. Scott McDonald, te West Virginia

1977

1. Joe Campbell, de Maryland
2. Mike Fultz, dt Nebraska
3. Robert Watts, lb Boston College
4. traded to Los Angeles for LB Ken Bordelon
- 5a. Dave Lafary, t Purdue
- 5b. Dave Hubbard, t Brigham Young
(choice acquired from Baltimore)
- 6a. Cliff Parsley, p Oklahoma State
- 6b. Tom Schick, g Maryland
(choice acquired from Los Angeles)
7. Greg Boykin, rb Northwestern
8. Jimmy Stewart, s Tulsa
9. Dave Knowles, t Indiana
10. Rafael Septien, k S.W. Louisiana
11. John Blain, t San Jose State
12. Oakley Dalton, dt Jackson State

1978

1. Wes Chandler, wr Florida
2. James Taylor, t Missouri
3. Barry Bennett, dt Concordia (Minn.)
4. Don Schwartz, s Washington State
5. Eric Felton, cb Texas Tech
- 6a. Mike Rieker, qb Lehigh
- 6b. Francis Chesley, lb Wyoming
7. traded to New York Jets for de Richard Neal
8. Brooks Williams, te North Carolina
9. Richard Carter, cb North Carolina State
10. traded to New York Giants for lb Pat Hughes
- 11a. Nathan Besaint, dt Southern
- 11b. David Riley, rb West Virginia
(choice acquired from Seattle)
12. Larry Hardy, te Jackson State

1979

1. Russell Erxleben, k-p Texas
2. Reggie Mathis, lb Oklahoma
3. traded to Miami as compensation
for signing DE Don Reese
4. Jim Kovach, lb Kentucky
5. Harlan Huckleby, rb Michigan
6. Ricky Ray, cb Norfolk State
7. Stan Sytsma, lb Minnesota
8. Doug Panfil, g Tulsa
9. traded to Kansas City for dt Keith Simons
10. traded to Oakland for LB Floyd Rice
11. David Hall, wr Missouri-Rolla
12. Kelsey Finch, rb Tennessee

1980

1. Stan Brock, t Colorado
2. David Waymer, cb Notre Dame
3. traded to Minnesota for T Steve Riley
4. Mike Jolly, cb Michigan
5. traded to Minnesota for T Steve Riley
6. Lester Boyd, lb Kentucky
7. Mike Morucci, rb Bloomsburg State
8. Chuck Evans, lb Stanford
9. Frank Mordica, rb Vanderbilt
10. Tanya Webb, de Michigan State
11. George Woodward, rb Texas A&M
12. Kiser Lewis, lb Florida A&M

1981

1. George Rogers, rb South Carolina
1. Dave Wilson, qb Illinois
(Supplemental '81 draft choice)
- 2a. Russell Gary, s Nebraska
- 2b. Rickey Jackson, lb Pittsburgh
(choice acquired from San Diego)
- 3a. Frank Warren, de Auburn
- 3b. Hoby Brenner, te USC
(choice acquired from Minnesota)
4. traded to Miami for qb Guy Benjamin
- 5a. Louis Oubre, g Oklahoma
- 5b. Jerry Boyarsky, nt Pittsburgh
(choice acquired from Minnesota)



- 6a. Nat Hudson, g Georgia
- 6b. Johnnie Poe, cb Missouri
(choice acquired from Oakland)
- 6c. Glen Redd, lb Brigham Young
7. Kevin Williams, wr USC
- 8a. traded to New England for g Sam Adams
- 8b. Gene Gladys, qb Penn State
(choice acquired from Buffalo)
- 8c. Kevin Evans, s Arkansas
(choice acquired from San Diego)
9. Toussaint Tyler, rb Washington
10. Hokie Gajan, rb LSU
11. Lester Mickens, wr Kansas
12. Jim Wilks, dt San Diego State

1982

1. Lindsay Scott, wr Georgia
(choice acquired from San Diego)
2. Brad Edelman, c Missouri
- 3a. Rodney Lewis, cb Nebraska
- 3b. Eugene Goodlow, wr Kansas State
(choice acquired from Minnesota)
- 3c. Kenny Duckett, wr Wake Forest
(choice acquired from Washington)
- 3d. John Krimm, s Notre Dame
(choice acquired from San Diego)
4. Morten Andersen, k Michigan State
5. Tony Elliott, nt North Texas State
6. Marvin Lewis, rb Tulane
7. to Miami for qb Guy Benjamin
8. Chuck Slaughter, t South Carolina
- 8b. Traded to Washington
- 12

1983

1. traded to Green Bay for de Bruce Clark
2. Steve Korte, g Arkansas
- 3a. John Tice, te Maryland
- 3b. Cliff Austin, rb Clemson
(choice acquired from St. Louis)
4. traded to Buffalo
5. Gary Lewis, dt Oklahoma State
6. to Cincinnati for te Don Bass
7. to Kansas City for lb Whitney Paul
8. David Greenwood, s Wisconsin
9. traded to New England
- 12.

1984

1. traded to New York Jets for qb Richard Todd
2. James Geathers, dt Wichita State
- 3a. Terry Hoage, s Georgia
(choice acquired from Buffalo)
- 3b. Tyrone Anthony, rb North Carolina
- 4a. to Denver for g Kelvin Clark
- 4b. Joel Hilgenberg, c Iowa
(choice acquired from New England)
5. Jitter Fields, cb Texas
6. Don Thorp, nt Illinois

7. traded to Raiders for past consideration
8. Clemon Terrell, rb Southern Mississippi
9. Brian Hansen, p Sioux Falls College
10. Paul David Gray, lb Western Kentucky
11. Michel Bourgeois, de Boise State
12. Byron Nelson, t Arizona

1984 USFL Supplemental Draft

1. Vaughan Johnson, lb North Carolina State
2. Mel Gray, rb Purdue
3. Steve Bearden, lb Vanderbilt

1985

1. traded to Houston for rb Earl Campbell
1. Alvin Toles, lb Tennessee
2. Daren Gilbert, t Cal State-Fullerton
3. Jack Del Rio, lb USC
4. Billy Allen, s Florida State
5. To Washington in George Rogers trade
6. to Atlanta for te Junior Miller
7. Eric Martin, wr LSU
8. Joe Kohlbrand, lb Miami
9. Earl Johnson, cb South Carolina
10. To Washington in George Rogers trade
11. To Washington in George Rogers trade
12. Treg Songy, s Tulane

1986

1. Jim Dombrowski, t Virginia
2. Dalton Hilliard, rb LSU
- 3a. Rueben Mayes, rb Washington State
(choice acquired from Tampa Bay)
- 3b. Pat Swilling, lb Georgia Tech
- 3c. Barry Word, rb Virginia
(choice acquired from Indianapolis)
4. Kelvin Edwards, wr Liberty Baptist
5. Reggie Sutton, cb Miami
6. Robert Thompson, wr Youngstown State
7. Gill Fenerty, rb Holy Cross
8. Filipo Mokofisi, lb Utah
9. Merlon Jones, lb Florida A&M
10. Jonathan Dumbauld, de Kentucky
11. Patrick Swoopes, nt Mississippi State
12. Sebastian Brown, wr Bethune-Cookman

1987

1. Shawn Knight, de Brigham Young
2. Lonzell Hill, wr Washington
3. Michael Adams, cb Arkansas State
4. Steve Trapilo, g Boston College
5. Milton Mack, cb Alcorn State
6. Thomas Hensley, wr Stanford
7. Gene Atkins, s Florida A&M
8. Tai Cook, cb Stanford
9. Scott Leach, lb Ohio State
10. Robert Clark, wr North Carolina Central
11. Arthur Wells, te Grambling
12. Tyrone Sorrells, g Georgia Tech



1988

1. Craig Heyward, fb Pittsburgh
2. Brett Perriman, wr Miami
3. Tony Stephens, nt Clemson
4. Lydell Carr, fb Oklahoma
- 5a. Greg Scales, te Wake Forest
(from Kansas City for LB Jack Del Rio)
- 5b. Keith Taylor, cb Illinois
6. Bob Sims, g Florida
7. Brian Forde, lb Washington St.
8. Glenn Derby, t Wisconsin
9. Clarence Nunn, cb San Diego St.
- 10a. Todd Santos, qb San Diego St.
(choice acquired from Denver)
- 10b. Vincent Fizer, lb Southern
11. Gary Couch, wr Minnesota
12. Paul Jurgensen, lb Georgia Tech

1989

1. Wayne Martin, de Arkansas
2. Robert Massey, cb North Carolina Central
3. Kim Phillips, cb North Texas St.
4. Michael Mayes, cb LSU
5. Kevin Haverdink, t Western Michigan
6. Floyd Turner, wr Northwestern [La.] St.
7. David Griggs, lb Virginia
8. Fred Hadley, wr Mississippi St.
9. Jerry Leggett, lb Cal State-Fullerton
10. Joe Henderson, rb Iowa St.
11. Calvin Nicholson, cb Oregon St.
12. Michael Cadore, wr Eastern Kentucky

1990

1. Renaldo Turnbull, de West Virginia
2. Vince Buck, cb Central State (Ohio)
3. Joel Smeenge, de Western Michigan
4. DeMond Winston, lb Vanderbilt
5. Charles Arbuckle, te UCLA
- 6a. Mike Buck, qb Maine
- 6b. James Williams, lb Mississippi St.
(choice acquired from Minn. thru
Dallas and Raiders)
7. Scott Hough, g/t Maine
- 8a. Gerry Gdowski, qb Nebraska
(choice acquired from Raiders)
- 8b. Derrick Carr, de Bowling Green
- 9a. Broderick Graves, rb Winston-Salem State
(choice acquired from Raiders)
- 9b. Lonnie Brockman, lb West Virginia
- 10a. Gary Cooper, wr Clemson
(choice acquired from Raiders)
- 10b. Ernest Spears, s USC
- 11a. Webbie Burnett, nt Western Kentucky
(choice acquired from Raiders)
- 11b. To Philadelphia for rb Bobby Morse
12. Chris Port, t Duke

1991

1. To Dallas for QB Steve Walsh
2. Wesley Carroll, wr Miami (Fla.)
3. To Dallas for QB Steve Walsh
4. To Raiders for #6, 8, 9, 10, 11 in 1990
5. Reggie Jones, cb Memphis St.
6. Fred McAfee, rb Mississippi College
7. Hayward Haynes, g Florida St.
8. Frank Wainright, te Northern Colorado
9. Anthony Wallace, rb California
10. To Tampa Bay for Robert Goff
11. Scott Ross, lb USC
12. Mark Drabczak, g Minnesota

1992

1. Vaughn Dunbar, rb Indiana
2. To Dallas for Steve Walsh
3. Tyrone Legette, cb Nebraska
- 4a. Gene McGuire, c Notre Dame
(from Seattle for RB Rueben Mayes)
- 4b. Sean Lumpkin, s Minnesota
- 5a. To Houston for RB Allen Pinkett
- 5b. Torrance Small, wr Alcorn St.
(from Detroit for WR Brett Perriman)
6. Kary Vincent, cb Texas A&M
7. To Raiders for S Vencie Glenn
8. Robert Stewart, nt Alabama
9. Donald Jones, lb Washington
10. Marcus Dowdell, wr Tennessee St.
11. Mike Gislser, g Houston
12. Scott Adell, t North Carolina St.

1993

- 1a. William Roaf, t Louisiana Tech
(choice acquired from Detroit for LB Pat Swilling)
- 1b. Irv Smith, te Notre Dame
(choice acquired from Phoenix through
San Francisco in exchange of 1st-round picks)
2. Reggie Freeman, lb Florida St.
3. To San Francisco as part of swap of first-round picks
- 4a. Lorenzo Neal, fb Fresno St.
(choice acquired from Detroit for LB Pat Swilling)
- 4b. Derek Brown, rb Nebraska
5. Tyrone Hughes, cb Nebraska
6. Ronnie Dixon, nt Cincinnati
7. Othello Henderson, s UCLA
8. Jon Kirksey, nt Cal St. - Sacramento

1994

1. Joe Johnson, de Louisville
(swapped first-round picks with N.Y. Jets)
2. Mario Bates, rb Arizona St.
3. Winfred Tubbs, lb Texas
4. Doug Nussmeier, qb Idaho
- 5a. Herman Carroll, de Mississippi St.
- 5b. Craig Novitsky, g UCLA
(from N.Y. Jets)
6. Derrell Mitchell, wr Texas Tech
7. Lance Lundberg, t Nebraska



1995

1. Mark Fields, lb Washington St.
2. Ray Zellars, fb Notre Dame
3. Mike Verstegen, t Wisconsin
4. Darnell Jeffries, de Alabama
5. William Strong, cb North Carolina St.
6. Lee DeRamus, wr Wisconsin
- 7a. To Rams for QB Jim Everett
- 7b. Travis Davis, s Notre Dame
(Compensatory)

NEW ORLEANS SAINTS ON PRIME TIME

ABC Monday Night Football (6-12)

- Sep. 25, 1972 — Kansas City 20, New Orleans 17, at New Orleans (70,793)
 Sep. 24, 1973 — Dallas 40, New Orleans 3, at Dallas (52,715)
 Nov. 25, 1974 — Pittsburgh 28, New Orleans 7, at New Orleans (71,907)
 Dec. 3, 1979 — Oakland 42, New Orleans 35, at Superdome (65,541)
 Nov. 24, 1980 — L.A. Rams 27, New Orleans 7, at Superdome (53,448)
 Nov. 21, 1983 — N.Y. Jets 31, New Orleans 28, at Superdome (68,606)
 Nov. 19, 1984 — New Orleans 27, Pittsburgh 24, at Superdome (66,005)
 Oct. 3, 1988 — New Orleans 20, Dallas 17, at Superdome (68,474)
 Nov. 6, 1989 — San Francisco 31, New Orleans 13, at S.F. (60,667)
 Dec. 18, 1989 — New Orleans 30, Philadelphia 20, at Superdome (59,218)
 Sep. 10, 1990 — San Francisco 13, New Orleans 12 at Superdome (68,629)
 Dec. 31, 1990 — New Orleans 20, L.A. Rams 17 at Superdome (68,647)
 Dec. 16, 1991 — New Orleans 27, L.A. Raiders 0 at Superdome (68,625)
 Nov. 23, 1992 — New Orleans 20, Washington 3 at Superdome (68,591)
 Nov. 22, 1993 — San Francisco 42, New Orleans 7 at S.F. (66,500)
 Dec. 20, 1993 — New York Giants 24, New Orleans 14 at Superdome (69,036)
 Nov. 28, 1994 — San Francisco 35, New Orleans 14 at Superdome (61,304)
 Dec. 19, 1994 — Dallas 24, New Orleans 16 at Superdome (67,323)

Sunday Night (4-5)

- Oct. 21, 1984 — Dallas 30, New Orleans 27 at Texas Stadium (OT)(50,966)(ABC)
 Nov. 27, 1988 — N.Y. Giants 13, New Orleans 12 at Superdome (66,526)(ESPN)
 Nov. 26, 1989 — L.A. Rams 20, New Orleans 17 at Superdome (OT)(64,274)(ESPN)
 Sep. 15, 1991 — New Orleans 24, L.A. Rams 7 at Superdome (68,583)(TNT)
 Nov. 24, 1991 — Atlanta 23, New Orleans 20 at Superdome (OT)(68,591)(ESPN)
 Sep. 27, 1992 — San Francisco 16, New Orleans 10 at Superdome (68,591)(TNT)
 Oct. 11, 1992 — New Orleans 13, L.A. Rams 10 at Superdome (68,591)(TNT)
 Sep. 5, 1993 — New Orleans 33, Houston 21 at Superdome (69,029)(TNT)
 Dec. 11, 1994 — New Orleans 29, Atlanta 20 at Georgia Dome (61,307)(ESPN)

Thursday Night (1-0)

- Dec. 3, 1992 — New Orleans 22, Atlanta 14 at Superdome (68,591)(ESPN)



SAINTS ALL-TIME ROSTER

COACHES

Amadee, Lynn — LSU.....	1973
Barnes, Billy Ray — Wake Forest.....	1969-70, 1975
Beake, John — Trenton St.....	1976-77
Beard, Ed — Tennessee.....	1978-80
Biles, Ed — Miami (Ohio).....	1969-70
Boudreau, Paul — Boston College.....	1987-93
Buchanan, Buck — Grambling.....	1976-77
Campbell, Whitey — Miami.....	1976-80
Capers, Dom — Mount Union.....	1986-91
Champion, Jim — Mississippi St.....	1971-72
Cummings, Bob — Vanderbilt.....	1973-75
Dickson, George — Notre Dame.....	1967-68
Ecklund, Brad — Oregon.....	1968-70
Erkenbeck, Jim — San Diego St.....	1986
Everest, Andy — Texas-El Paso.....	1981-85
Fangio, Vic — East Stroudsburg.....	1986-94
Faulkner, Jack — Miami (Ohio).....	1967-69
Fears, Tom — UCLA.....	1967-70
Franklin, Chet — Utah.....	1978-79
Garrett, Jim — Utah State.....	1976-77
Glick, Fred — Colorado St.....	1980
Hatley, Mark — Oklahoma St.....	1985
Hefferle, Ernie — Duquesne.....	1975
Heinrich, Don — Washington.....	1969-70
Hewgley, Wimp — Wyoming.....	1974-75
Hill, Bob — Jackson State.....	1978-79
Hill, King — Rice.....	1981-85
Hughes, Ed — Tulsa.....	1978-80
Khayat, Ed — Tulane.....	1967-70
Kotite, Rich — Wagner.....	1977
Ledbetter, Bob — Mississippi Industrial.....	1974-75
Levra, John — Pittsburg (Kan.).....	1981-85
Marciano, Joe — Temple.....	1986-94
Matsko, John — Kent St.....	1994
Matuszak, Marv — Tulsa.....	1971-73
Mauck, Carl — Southern Illinois.....	1982-85
McHan, Lamar — Arkansas.....	1974-75, 1978-84
Mora, Jim E. — Occidental.....	1986-94
Mora, Jim L. — Washington.....	1992-94
Myers, Chip — Northwestern (Okla.) St.....	1994
Nicolaou, Nick — Southern Connecticut.....	1980
Nolan, Dick — Maryland.....	1977-80
Nolan, John — Vanderbilt.....	1973-75
Paternostro, Russell — San Diego St.....	1981-94
Pease, John — Utah.....	1986-94
Phillips, Jim (Red) — Auburn.....	1973-75
Phillips, O.A. (Bum) — S.F. Austin.....	1981-85
Phillips, Wade — Houston.....	1981-85
Pratt, Tom — Miami.....	1978-80
Riecke, Lou — LSU.....	1980
Richardson, Harold — SMU.....	1981-85
Roberts, J.D. — Oklahoma.....	1967-68, 1971-73
Roy, Alvin — LSU.....	1976-77
Royer, Jim — Navy.....	1970-72
Rutigliano, Sam — Tulsa.....	1976-77
Shaw, Bob — Ohio State.....	1967-68
Shipp, Ken — Middle Tennessee St.....	1971-72
Shively, Doug — Kentucky.....	1974-76
Sidwell, Steve — Colorado.....	1986-94
Skipper, Jim — Whittier.....	1986-94
Smith, Carl — Cal Poly-SLO.....	1986-94
Smith, Jerry — Wisconsin.....	1969-70

Spencer, Joe — Oklahoma St.....	1981-85
Stanfel, Dick — San Francisco.....	1976-80
Stram, Hank — Purdue.....	1976-77
Tate, Charlie — Florida.....	1971
Van Zandt, Lance — Lamar.....	1981-84
Walters, Steve — Arkansas.....	1986-94
White, Dixie — Texas Tech.....	1973
Whitehead, Bud — Florida St.....	1971-75
Withers, Everett — Appalachian St.....	1994
Wiggin, Paul — Stanford.....	1978-79
Wood, Dick — Auburn.....	1976-77
Young, John Paul — Texas-El Paso.....	1981-85
Yowarsky, Walt — Kentucky.....	1967-68
Zapalac, Willie — Texas A&M.....	1981-85

PLAYERS

A

Abramowicz, Dan (WR) — Xavier (Ohio).....	1967-73
Absher, Dick (LB) — Maryland.....	1969-71
Adams, Michael (DB) — Arkansas St.....	1987-88
Adams, Sam (G) — Prairie View.....	1981
Adams, Scott (G) — Georgia.....	1994
Adkins, Margene (WR) — Henderson J.C.....	1972
Alexander, Vincent (FB) — Southern Miss.....	1987
Alphin, Gerald (WR) — Kansas St.....	1990-91
Andersen, Morten (K) — Michigan St.....	1982-94
Anderson, Dick (T) — Ohio St.....	1967
Anderson, Gary (G) — Stanford.....	1978
Anderson, Jesse (TE) — Mississippi St.....	1993
Andrus, Sheldon (NT) — Nicholls State.....	1986-87
Anthony, Tyrone (RB) — North Carolina.....	1984-85
Askson, Bert (TE) — Texas Southern.....	1973
Athas, Pete (S) — Tennessee.....	1976
Atkins, Doug (DE) — Tennessee.....	1967-69
Atkins, Gene (S) — Florida A&M.....	1987-93
Austin, Cliff (RB) — Clemson.....	1983

B

Backes, Tom (G) — Oklahoma.....	1993
Baker, Melvin (WR) — Michigan.....	1975
Baker, Tony (RB) — Iowa St.....	1968-71
Banks, Gordon (WR) — Stanford.....	1980-81
Barnhardt, Tommy (P) — N. Carolina.....	1987-89-94
Barnwell, Malcolm (WR) — Virginia Union.....	1985
Barrington, Tom (RB) — Ohio St.....	1967-70
Bass, Don (TE) — Houston.....	1982
Bates, Mario (RB) — Arizona St.....	1994
Baumgartner, Steve (DE) — Purdue.....	1973-77
Beasley, John (TE) — California.....	1973-74
Bell, Carlos (TE) — Houston.....	1971
Benjamin, Guy (QB) — Stanford.....	1980
Bennett, Barry (DE) — Concordia (Minn.).....	1978-81
Bennett, Monte (DT) — Kansas State.....	1981
Benson, Cliff (TE) — Purdue.....	1987-88
Beverly, Dwight (RB) — Illinois.....	1987
Blanchard, Cary (K) — Oklahoma St.....	1992
Blanchard, Tom (P) — Oregon.....	1974-78
Board, Dwaine (DE) — North Carolina A&T.....	1988
Boeke, Jim (T) — Heidelberg.....	1968
Bordelon, Ken (LB) — LSU.....	1976-77, 79-82
Bosarge, Wade (DB) — Tulsa.....	1977
Botkin, Kirk (TE) — Arkansas.....	1994
Boyarsky, Jerry (NT) — Pittsburgh.....	1981

Boyd, Greg (S) — Arizona.....	1974
Boykin, Greg (RB) — Northwestern.....	1977
Brannon, Robert (DE) — Arkansas.....	1987
Brenner, Hoby (TE) — USC.....	1981-93
Brewer, Johnny (LB) — Mississippi.....	1968-70
Brock, Stan (T) — Colorado.....	1980-92
Brown, Bob (TE) — Alcorn A&M.....	1972-73
Brown, Charlie (RB) — Missouri.....	1967-68
Brown, Derek (RB) — Nebraska.....	1993-94
Brown, Ray (SS) — West Texas St.....	1978-80
Buck, Mike (QB) — Maine.....	1990-93
Buck, Vince (CB) — Central St. (Oh.).....	1990-94
Burchfield, Don (TE) — Ball St.....	1971
Burke, Vern (TE) — Oregon St.....	1967
Burkett, Jackie (LB) — Auburn.....	1967-70
Burns, Ed (QB) — Nebraska.....	1978-80
Burris, Bo (S) — Houston.....	1967-69
Burrough, Ken (WR) — Texas Southern.....	1970
Burton, Larry (WR) — Purdue.....	1975-77
Butler, Bill (RB) — Kansas State.....	1972-74
Butler, Skip (K) — Texas-Arlington.....	1971
Byrd, Israel (CB) — Utah St.....	1993-94

C

Campbell, Earl (RB) — Texas.....	1984-85
Campbell, Joe (DE) — Maryland.....	1977-80
Campen, James (C/G) — Tulane.....	1987-88
Capone, Warren (LB) — LSU.....	1976
Carr, Tom (DE) — Morgan St.....	1968
Carroll, Herman (DE) — Mississippi St.....	1994
Carroll, Wesley (WR) — Miami (Fla.).....	1991-92
Carter, David (C) — Western Kentucky.....	1984-85
Cassady, Craig (DB) — Ohio St.....	1977
Caster, Rich (TE) — Jackson St.....	1981
Chambers, Rusty (LB) — Tulane.....	1975-76
Chandler, Wes (WR) — Florida.....	1978-81
Chapman, Clarence (CB) — Eastern Mich.....	1976-80
Chapman, Gil (WR) — Michigan.....	1975
Childs, Henry (TE) — Kansas St.....	1974-80
Cipa, Larry (QB) — Michigan.....	1974-75
Clark, Bruce (DE) — Penn State.....	1982-88
Clark, Kelvin (G) — Nebraska.....	1982-85
Clark, Robert (WR) — N.C. Central.....	1987-88
Clark, Vinnie (CB) — Ohio St.....	1994
Cody, Bill (LB) — Auburn.....	1967-70
Cofe, Mike (K) — North Carolina State.....	1987
Colchico, Dan (DE) — San Jose St.....	1969
Coleman, Don (LB) — Michigan.....	1974-75
Collins, Larry (RB) — Texas A&I.....	1980
Colman, Wayne (LB) — Temple.....	1969-74, 76
Comiskey, Chuck (G) — Mississippi.....	1986-88
Conner, Darion (LB) — Jackson St.....	1994
Contz, Bill (T) — Penn State.....	1986-88
Cook, Toi (CB) — Stanford.....	1987-93
Coombs, Larry (C) — Idaho.....	1980
Cooper, Richard (T) — Tennessee.....	1990-94
Cordileone, Lou (DT) — Clemson.....	1967-68
Cordill, Ollie (P) — Memphis St.....	1969
Cortez, Bruce (CB) — Parsons.....	1967
Creech, Mike (DE) — Tennessee-Martin.....	1972
Creech, Bob (LB) — TCU.....	1973
Crist, Chuck (S) — Penn St.....	1975-77
Croom, Sylvester (C) — Alabama.....	1975
Crosby, Ron (LB) — Penn St.....	1978
Cunningham, Carl (LB) — Houston.....	1971
Cuoazzo, Gary (QB) — Virginia.....	1967



D

Dalton, Oakley (DT) — Jackson St.....	1977
Davidson, Jeff (T) — Ohio St.....	1994
Davis, Bob (QB) — Virginia.....	1973
Davis, Dave (WR) — Tennessee St.....	1974
Davis, Dick (RB) — Nebraska.....	1970
Davis, Norman (G) — Grambling.....	1969
Davis, Ted (LB) — Georgia Tech.....	1967-69
Davis, Travis (NT) — Michigan St.....	1978-80
Dawsey, Stacey (WR) — Indiana.....	1987
DeForest, Joe (LB) — Southwestern La.....	1987
DeGrenier, Jack (RB) — Texas-Arlington.....	1974
DeRatt, Jim (DB) — North Carolina.....	1975
Del Rio, Jack (LB) — USC.....	1985-86
Dempsey, Tom (K) — Palomar J.C.....	1969-70
Derby, Glenn (T) — Wisconsin.....	1989-90
Dixon, John (LB-C) — Oregon St.....	1971-74
Dixon, Ernest (LB) — South Carolina.....	1994
Dixon, Ronnie (NT) — Cincinnati.....	1993
Dobler, Conrad (G) — Wyoming.....	1978-79
Dodd, Al (WR) — N.W. Louisiana.....	1969-71
Dombrowski, Jim (G/T) — Virginia.....	1986-94
Donovan, Tom (WR) — Penn State.....	1980
Dorris, Andy (DE) — New Mexico St.....	1973-76
Douglas, John (CB) — Texas Southern.....	1967-68
Douglass, Bobby (QB) — Kansas.....	1976-77
Dowdell, Marcus (WR) — Tennessee St.....	1992-93
Duckett, Kenny (WR) — Wake Forest.....	1983-84
Dumbauld, Jonathan (DE) — Kentucky.....	1986, 88
Dunbar, Jubilee (WR) — Southern.....	1973
Dunbar, Karl (DE) — LSU.....	1993
Dunbar, Vaughn (RB) — Indiana.....	1992, 94
Durkee, Charlie (K) — Okla. St.....	1967-68, 1971-72
Dusenberry, Bill (RB) — J.C. Smith.....	1970

E

Early, Quinn (WR) — Iowa.....	1991-94
Edelman, Brad (G) — Missouri.....	1982-89
Edwards, Kelvin (WR) — Liberty Baptist.....	1986
Elliott, Ted (NT) — Mankato State.....	1987
Elliott, Tony (NT) — North Texas St.....	1982-88
Emanuel, Frank (LB) — Tennessee.....	1970
Erlexen, Russell (K-P) — Texas.....	1979-83
Estes, Lawrence (DE) — Alcorn A&M.....	1970-71
Evans, Chuck (LB) — Stanford.....	1980-81
Everett, Jim (QB) — Purdue.....	1994

F

Fagan, Julian (P) — Mississippi.....	1970-72
Farasopolos, Chris (S) — Brigham Young.....	1974
Farber, Hap (LB) — Mississippi.....	1970
Faulkner, Jeff (DE) — Southern.....	1993
Federspiel, Joe (LB) — Kentucky.....	1972-80
Feller, Happy (K) — Texas.....	1972-73
Felton, Eric (CB) — Texas Tech.....	1978-80
Fenerty, Gill (RB) — Holy Cross.....	1990-91
Ferguson, Jim (LB) — USC.....	1968
Fersen, Paul (T) — Georgia.....	1973-74
Fichtner, Ross (S) — Purdue.....	1968
Fields, Jitter (PR) — Texas.....	1984
Fifer, Bill (G) — West Texas St.....	1978
Fink, Mike (CB) — Missouri.....	1973
Finnie, Roger (T) — Florida A&M.....	1979
Flanigan, Jim (LB) — Pittsburgh.....	1971
Ford, James (RB) — Texas Southern.....	1971-72



Forde, Brian (LB) — Washington St.	1988-91
Fourcade, John (QB) — Mississippi	1987-90
Fourcade, Keith (LB) — Mississippi	1987
Fowler, Bobby (FB) — Louisiana Tech	1984-85
Fraser, Jim (P) — Wisconsin	1986
Frazier, Paul (RB) — Northwestern La.	1989
Freeman, Reggie (LB) — Florida St.	1993
Fritsch, Toni (K) — None	1982
Fuller, Johnny (S) — Lamar	1973-75
Fultz, Mike (DT) — Nebraska	1977-80

G

Gajan, Hokie (FB) — LSU	1982-85
Galbreath, Tony (RE) — Missouri	1976-80
Garrett, Len (TE) — New Mexico Highlands	1973-75
Garcia, Jim (DE) — Purdue	1967
Gary, Russell (SS) — Nebraska	1981-86
Geathers, James (DE) — Wichita St.	1984-89
Gibbs, Donnie (P) — TCU	1974
Gibson, Antonio (SS) — Cincinnati	1986-89, 92
Gilbert, Daren (T) — Cal State-Fullerton	1985-88
Gilliam, John (WR) — S. Carolina St.	1967-68, 1977
Glenn, Vencie (S) — Indiana St.	1991
Goff, Robert "Pig" (NT) — Auburn	1990-94
Goich, Dan (DT) — California	1971
Goodlow, Eugene (WR) — Kansas State	1983-86
Gotschalk, Darren (TE) — Cal Lutheran	1987
Grottinger, Hoyle (RB) — Mississippi St.	1971
Gray, Cecil (T) — North Carolina	1993
Gray, David (DB) — East Los Angeles JC.	1979
Gray, Kevin (DB) — Eastern Illinois	1982
Gray, Leon (T) — Jackson St.	1982-83
Gray, Mel (RB) — Purdue	1986-88
Green, Arthur (RB) — Albany St.	1972
Green, Sammy (LB) — Florida	1980
Gregory, Ted (NT) — Syracuse	1988
Gresham, Bob (RB) — West Virginia	1971-72
Grooms, Elio (DE) — Tennessee Tech	1975-81
Gros, Earl (RB) — LSU	1970
Gross, Lee (C) — Auburn	1975-77
Groth, Jeff (WR) — Bowling Green	1981-85
Gunn, Mark (DE) — Pittsburgh	1994
Gwinn, Ross (G) — N.W. Louisiana	1968

H

Hall, Tom (WR) — Minnesota	1967
Hall, Willie (LB) — USC	1972-73
Hamilton, Andy (WR) — LSU	1975
Hanna, Jim (NT) — Louisville	1994
Hansen, Brian (P) — Sioux Falls	1984-88
Harding, Greg (DB) — Nicholls St.	1984
Hardy, Larry (TE) — Jackson St.	1978-85
Hargett, Edd (QB) — Texas A&M	1969-72
Harris, Bill (RB) — Colorado	1971
Harris, Herbert (WR) — Lamar	1986-87
Harris, Ike (WR) — Iowa St.	1978-81
Harris, Rod (WR) — Texas A&M	1989
Harrison, Victor (WR) — North Carolina	1987
Hart, Ben (S) — Oklahoma	1967
Hart, Jeff (T) — Oregon St.	1976
Hart, Tommy (DE) — Morris Brown	1980
Harvey, George (G) — Kansas	1967
Harvey, Richard Sr. (DB) — Jackson St.	1971
Haverdink, Kevin (T) — Western Michigan	1989-91
Havrilak, Sam (WR) — Bucknell	1974
Hayes, Billie (CB) — San Diego St.	1972
Haynes, James (LB) — Mississippi Valley	1984-89

Haynes, Michael (WR) — Northern Arizona	1994
Hazelton, Major (DB) — Florida A&M	1970
Hebert, Bobby (QB) — Northwestern La.	1985-89, 91-92
Heidel, Jimmy (S) — Mississippi	1967
Henderson, Othello (S) — UCLA	1993-94
Herrmann, Don (WR) — Waynesburg St.	1975-77
Hester, Jim (TE) — North Dakota	1967-69
Hester, Ray (LB) — Tulane	1971-73
Heyward, Craig (FB) — Pittsburgh	1988-92
Hilgenberg, Jay (C) — Iowa	1993
Hilgenberg, Joel (C/G) — Iowa	1984-93
Hill, John (C) — Lehigh	1975-84
Hill, Lonzell (WR) — Washington	1987-90
Hilliard, Dalton (RB) — LSU	1986-93
Hines, Glen Ray (T) — Arkansas	1971-72
Hoage, Terry (DB) — Georgia	1984-85
Hobbs, Billy (LB) — Texas A&M	1972
Hodge, Milford (DE) — Washington St.	1986
Holden, Sam (T) — Grambling	1971
Hollas, Hugo (S) — Rice	1970-72
Holloway, Stan (LB) — California	1980
Holmes, Jack (RB) — Texas Southern	1978-82
Housman, Walter (T/G) — Upsala	1987
Howard, Gene (CB) — Langston	1968-70
Howell, Delles (CB) — Grambling	1970-72
Huard, John (LB) — Maine	1971
Hubbard, Dave (T) — Brigham Young	1977
Hudson, Nat (G) — Georgia	1981
Hughes, Phil (T) — Boston U.	1977-79
Hughes, Tyrone (CB) — Nebraska	1993-94
Hunt, Kevin (T) — Doane	1978
Hurley, Bill (DB) — Syracuse	1982-83
Hyatt, Fred (WR) — Auburn	1973

I

Ingram, Kevin (QB) — East Carolina	1987
------------------------------------	------

J

Jackson, Ernie (CB) — Duke	1972-77
Jackson, Rickey (LB) — Pittsburgh	1981-93
Jacobs, Harry (LB) — Bradley	1970
Jakes, Van (CB) — Kent St.	1986-88
James, Philip (C) — Southern	1987
Jean Baptiste, Garland (FB) — LSU	1987
Jennings, Stanford (RB) — Furman	1991
Jetton, Paul (G) — Texas	1992-93
Johnson, Bennie (CB) — J.C. Smith	1976
Johnson, Bobby (DB) — Texas	1983-84, 1986
Johnson, Carl (G) — Nebraska	1972-73
Johnson, Earl (CB) — South Carolina	1985
Johnson, Joe (DE) — Louisville	1994
Johnson, Nate (RB) — Texas Southern	1987
Johnson, Tyrone (WR) — Western (Col.) St.	1994
Johnson, Undra (RB) — West Virginia	1989
Johnson, Vaughn (LB) — N.C. State	1986-93
Johnson, Walter (LB) — Louisiana Tech	1989
Jones, Andrew (RB) — Washington St.	1975-76
Jones, Jerry (T) — Bowling Green	1967-69
Jones, Kim (FB) — Colorado St.	1976-79
Jones, Mike (WR) — Tennessee St.	1986-87, 1989
Jones, Reginald (CB) — Memphis St.	1991-94
Jones, Selwyn (CB) — Colorado St.	1994
Jordan, Buford (FB) — McNeese St.	1986-92
Jordan, Jimmy (RB) — Florida	1967
Jurich, Tom (K) — Northern Arizona	1978

K

Kaplan, Ken (T) — New Hampshire	1987
Kearney, Jim (S) — Prairie View	1976
Keim, Mike (T) — Brigham Young	1991
Kelley, Les (RB) — Alabama	1967-69
Kelly, Mike (TE) — Davidson	1973
Kempf, Florian (K) — Pennsylvania	1987
Kennard, Derek (G) — Nevada-Reno	1991-93
Kilmer, Billy (QB) — UCLA	1967-70
Kimbrough, Elbert (S) — Northwestern	1968
Kingree, Rick (LB) — Tulane	1973-77
Kline, Alan (T) — Ohio St.	1994
Knafelc, Greg (TE) — Notre Dame	1983
Knight, Shawn (DE) — Brigham Young	1987
Knowles, David (T) — Indiana	1977
Kohlbrand, Joe (LB) — Miami (Fla.)	1985-89
Kopay, Dave (LB) — Washington	1971
Korte, Steve (C) — Arkansas	1983-90
Kovach, Jim (LB) — Kentucky	1979-85
Kramer, Kent (TE) — Minnesota	1967
Kramer, Tommy (QB) — Rice	1990
Krimm, John (S) — Notre Dame	1982
Kupp, Jake (G) — Washington	1967-75
Kuziel, Bob (C) — Pittsburgh	1972

L

Lafary, Dave (T) — Purdue	1977-85
LaGrand, Morris (RB) — Tampa	1975
LaPorta, Phil (T) — Penn State	1974-75
Laufenberg, Babe (QB) — Indiana	1986
Lawson, Odell (RB) — Langston	1973-74
Leach, Scott (LB) — Ohio State	1987
Leach, William (G/T) — North Carolina State	1987
Lee, Bivian (CB) — Prairie View	1971-75
Lee, Carl (DB) — Marshall	1994
Lee, Mark (CB) — Washington	1991
Legette, Tyrone (CB) — Nebraska	1992-94
Leggett, Brad (C) — USC	1990-91
Leggett, Earl (DT) — LSU	1967-68
Lemon, Mike (LB) — Kansas	1975
Lewis, Gary (RB) — Arizona St.	1970
Lewis, Gary (NT) — Oklahoma St.	1983
Lewis, Marvin (LB) — Tulane	1982
Lewis, Reggie (DE) — San Diego St.	1983-84
Lewis, Rodney (CB) — Nebraska	1982-84
Leyboldt, John (K) — None	1978
Linden, Errol (T) — Houston	1969-70
Linsley, Dale (LB) — Western Kentucky	1973
Linhart, Toni (K) — Austria Tech	1972
Lipps, Louis (WR) — Southern Mississippi	1992
Livingston, Andy (RB) — Phoenix JC.	1969-70
Loberg, Greg (G/T) — California	1987
Logan, Obert (S) — Trinity	1967
Long, Dave (DE) — Iowa	1969-72
Looney, Joe Don (RB) — Oklahoma	1969
Lorick, Tony (RB) — Arizona St.	1968-69
Lumpkin, Sean (S) — Minnesota	1992-94
Lyons, Dicky (S) — Kentucky	1970

Mc

McAfee, Fred (RB) — Mississippi Coll.	1991-93
McCall, Don (LB) — USC	1967-68, 1970
McClard, Bill (K) — Arkansas	1973-75
McCleskey, J.J. (WR/S) — Tennessee	1993-94
McCollum, Andy (G) — Toledo	1994
McCormick, Dave (T) — LSU	1967-68



McCoey, Larry (LB) — Lamar	1987
McCullough, Earl (WR) — USC	1974
McGill, Ralph (S) — Tulsa	1978-79
McGuire, Gene (C) — Notre Dame	1992
McLemore, Dana (DB) — Hawaii	1986
McNeill, Tom (P) — Stephen F. Austin	1967-69
McNeill, Rod (RB) — USC	1974-75
McQuay, Leon (RB) — Tampa	1976

M

Mack, Cedric (CB) — Baylor	1992-93
Mack, Milton (CB) — Alcorn St.	1987-91
Manning, Archie (QB) — Mississippi	1971-75, 1977-82
Marchiol, Ken (LB) — Mesa (Colo.)	1987
Marrone, Doug (G) — Syracuse	1989
Marsalis, Jim (S) — Tennessee St.	1977
Marshall, James (DB) — Jackson St.	1980
Martin, Chris (LB) — Auburn	1983
Martin, D'artagnan (CB) — Kentucky	1971
Martin, Eric (WR) — LSU	1985-93
Martin, Wayne (DE) — Arkansas	1989-94
Martini, Rich (WR) — Cal-Davis	1981
Massey, Robert (CB) — N.C. Central	1989-90
Mathis, Reggie (LB) — Oklahoma	1979-80
Matthews, Henry (RB) — Michigan St.	1973
Maurer, Andy (G) — Oregon	1974
Mauti, Rich (WR) — Penn State	1977-80, 82-83
Maxie, Brett (S) — Texas Southern	1985-93
Maxson, Alvin (RB) — SMU	1974-76
Mayes, Michael (CB) — LSU	1988, 1989
Mayes, Rueben (RB) — Washington St.	1986-88, 90
Merkens, Guido (QB/WR/DB) — Sam Houston	1980-85
Merlo, Jim (LB) — Stanford	1973-74, 76-79
Merrill, Casey (DT) — Cal-Davis	1986
Meseroll, Mark (T) — Florida St.	1978
Middleton, Rick (LB) — Ohio St.	1974-75
Mike-Mayer, Steve (K) — Maryland	1978
Miller, Junior (TE) — Nebraska	1984
Miller, Les (NT) — Ft. Hays St.	1991-94
Miller, Mike (WR) — Tennessee	1985
Mills, Sam (LB) — Montclair St.	1986-94
Minor, Lincoln (RB) — New Mexico St.	1973
Mitchell, Derrell (WR) — Texas Tech	1994
Montgomery, Marv (T) — USC	1976-77
Moore, Doug (DE) — Whittier	1971-72
Moore, Derland (NT) — Oklahoma	1973-85
Moore, Jerry (S) — Arkansas	1973-74
Moore, Reynaud (CB) — UCLA	1971
Mooring, John (T) — Tampa	1974
Morgan, Mike (LB) — LSU	1969-70
Morris, Chris (T) — Indiana	1975
Morrison, Don (T) — Texas-Arlington	1971-77
Morse, Bobby (FB) — Michigan St.	1989-91
Muncie, Chuck (RB) — California	1976-80
Muster, Brad (CB) — Stanford	1993-94
Myers, Tommy (S) — Syracuse	1972-81

N

Nairne, Rob (LB) — Oregon	1981-83
Neal, Lorenzo (FB) — Fresno St.	1994
Neal, Richard (DE) — Southern	1969-72, 1978
Ned, Derrick (CB) — Grambling St.	1994
Nevett, Elijah (CB) — Clark	1967-70
Newland, Bob (WR) — Oregon	1971-74
Newman, Patrick (WR) — Utah St.	1991-93



Newsome, Billy (DE) — Grambling 1973-74
 Nicholson, Calvin (CB) — Oregon St. 1989-91
 Ninowski, Jim (QB) — Michigan St. 1969
 Nowitsky, Craig (C/T) — UCLA 1994
 Nussmeier, Doug (QB) — Idaho 1994
 Nyval, Vic (RB) — N.W. Louisiana 1970

O

Ogden, Ray (WR) — Alabama 1967
 O'Neal, Ken (TE) — Oklahoma State 1987
 O'Neal, Steve (P) — Texas A&M 1973
 Otis, Jim (RB) — Ohio St. 1970
 Oubre, Louis (G) — Oklahoma 1982-84
 Owens, Artie (WR) — West Virginia 1980
 Owens, Joe (DE) — Alcorn A&M 1971-75
 Owens, Tinker (WR) — Oklahoma 1976, 1978-80

P

Palmer, Dick (LB) — Kentucky 1972-73
 Parker, Joe (WR) — Florida 1974-75, 77
 Parker, Steve (DE) — Idaho 1980
 Parks, Dave (TE) — Texas Tech 1968-72
 Partridge, Rick (P) — Utah 1979
 Pattison, Mark (WR) — Washington 1987-88
 Paul, Whitney (LB) — Colorado 1982-85
 Pelluer, Scott (LB) — Washington St. 1981-85, 87
 Perot, Petey (G) — N.W. Louisiana 1985
 Perriman, Brett (WR) — Miami (Fla.) 1988-90
 Perry, Vernon (S) — Jackson St. 1983
 Petry, Stan (CB) — Texas Christian 1991
 Phillips, Jess (RB) — Michigan St. 1973-74
 Phillips, Kim (CB) — North Texas 1989
 Pletzak, Jim (C) — Eastern Michigan 1979-84
 Pitts, Elijah (RB) — Philander Smith 1970
 Poage, Ray (TE) — Texas 1967-70
 Poe, Johnnie (CB) — Missouri 1981-87
 Pollard, Bob (DE) — Weber St. 1971-77
 Port, Chris (G/T) — Duke 1991-94
 Preece, Steve (DB) — Oregon St. 1969
 Price, Elex (DT) — Alcorn St. 1973-80
 Profit, Joe (RB) — Northeast Louisiana 1973
 Prudhomme, Remi (G-C) — LSU 1971-72

R

Rackley, David (DB) — Texas Southern 1985
 Ramsey, Nate (S) — Indiana 1973
 Ramsey, Steve (QB) — North Texas St. 1970
 Rasley, Rocky (G) — Oregon St. 1974
 Ray, Ricky (CB) — Norfolk St. 1979-80
 Reaves, Ken (CB) — Norfolk St. 1974
 Rebower, Rusty (LB) — Nicholls St. 1978
 Redd, Glen (LB) — Brigham Young 1981, 83-86
 Reese, Don (DE) — Jackson St. 1978-80
 Rengel, Mike (DT) — Hawaii 1969
 Rhem, Steve (WR) — Minnesota 1994
 Ricardo, Benny (K) — San Diego St. 1980-81
 Rice, Floyd (LB) — Alcorn St. 1978
 Richey, Mike (T) — North Carolina 1970
 Riley, Preston (WR) — Memphis St. 1973
 Riordan, Tim (QB) — Temple 1987
 Rissmiller, Ray (T) — Georgia 1967
 Roaches, Carl (KR) — Texas A&M 1985
 Roaf, William (T) — Louisiana Tech 1993-94
 Roberts, Walt (WR) — San Jose St. 1967
 Robinson, Craig (T) — Houston 1972-73

Robinson, Virgil (RB) — Grambling 1971-72
 Rodenberger, Jeff (FB) — Maryland 1987
 Roe, Bill (LB) — Colorado 1987
 Rogers, George (HB) — South Carolina 1981-84
 Rogers, Jimmy (RB) — Oklahoma 1980-84
 Rogers, Steve (RB) — LSU 1975
 Rollins, Baron (G) — Louisiana Tech 1994
 Rose, George (CB) — Auburn 1967
 Ross, Scott (LB) — USC 1991
 Roth, Tom (C/G) — Southern Illinois 1994
 Rourke, Jim (T) — Boston College 1985
 Roussel, Tom (LB) — Southern Mississippi 1971-72
 Rowe, Dave (DT) — Penn State 1967-70
 Ryzek, Paul (C) — Virginia 1981

S

Saindon, Pat (G) — Vanderbilt 1986
 Sandeman, Bill (T) — Pacific 1967
 Sau, Bill (LB) — Penn State 1969
 Scales, Greg (TE) — Wake Forest 1988-91
 Scarpati, Joe (DB) — North Carolina St. 1970
 Schmidt, Roy (G) — Long Beach St. 1967-68
 Schmidt, Terry (CB) — Ball St. 1974-75
 Schreiber, Adam (G) — Texas 1985
 Schultz, Randy (RB) — St. Coll. of Iowa 1967-68
 Schumacher, Kurt (G) — Ohio St. 1975-77
 Schwartz, Don (SS) — Washington St. 1978-80
 Schweda, Brian (DE) — Kansas 1967-68
 Scott, Bobby (QB) — Tennessee 1973-82
 Scott, Lindsay (WR) — Georgia 1982-85
 Scott, Malcolm (TE) — LSU 1987
 Seal, Paul (TE) — Michigan 1974-76
 Shaw, Bob (WR) — Winston-Salem St. 1970
 Shaw, Rickie (T) — North Carolina 1993
 Shepard, Derrick (WR) — Oklahoma 1989
 Shippers, John (G) — Xavier (Ohio) 1969-71
 Shy, Don (RB) — San Diego St. 1967
 Simmons, Dave (LB) — Georgia Tech 1967
 Simmons, Jerry (WR) — Bethune-Cookman 1967
 Simmons, Michael (DE) — Mississippi St. 1989-90
 Simonini, Ed (LB) — Texas A&M 1982
 Slaughter, Chuck (T) — South Carolina 1982
 Small, Torrance (WR) — Alcorn St. 1992-94
 Smeenge, Joel (DE/LB) — W. Michigan 1990-94
 Smith, Cedric (FB) — Florida 1991
 Smith, Irv (TE) — Notre Dame 1993-94
 Smith, Royce (G) — Georgia 1972-73
 South, Ronnie (QB) — Arkansas 1968
 Spears, Ernest (S) — USC 1990
 Spencer, Jimmy (CB) — Florida 1992-94
 Spencer, Maurice (CB) — N.C. Central 1974-76, 78
 Spivey, Mike (CB) — Colorado 1980-81
 Stabler, Ken (QB) — Alabama 1982-84
 Stauch, Scott (RB) — UCLA 1981
 Stemrick, Greg (CB) — Colorado St. 1983
 Stevens, Howard (RB) — Louisville 1973-74
 Stewart, Jimmy (SS) — Tulsa 1977
 Stickles, Monty (TE) — Notre Dame 1968
 Stieve, Terry (G) — Wisconsin 1976-77
 Sincin, Tom (LB) — Michigan 1972
 Stonebreaker, Mike (LB) — Notre Dame 1994
 Stonebreaker, Steve (LB) — Detroit 1967-68
 Stowers, Tommie (TE) — Missouri 1992-93
 Strachan, Mike (RB) — Iowa St. 1975-80
 Strand, Eli (G) — Iowa St. 1967
 Strong, Jim (RB) — Houston 1971-72

Sturm, Jerry (T-C) — Illinois 1967-70
 Sturt, Fred (G) — Bowling Green 1978-81
 Sutherland, Doug (G) — Wisconsin St. 1970
 Sutton, John (CB) — New Mexico 1987
 Sutton, Reggie (CB) — Miami (Fla.) 1987-88
 Sweetan, Karl (QB) — Wake Forest 1968
 Swilling, Pat (LB) — Georgia Tech 1986-92
 Swinney, Clovis (DT) — Arkansas St. 1970
 Swoopes, Pat (NT) — Mississippi St. 1987, 89
 Szaro, Rich (K) — Harvard 1975-78
 Szymakowski, Dave (WR) — West Texas St. 1968

T

Talbert, Don (T) — Texas 1969-70
 Taylor, Derrick (FS) — North Carolina State 1987
 Taylor, James (T) — Missouri 1978-81
 Taylor, Jim (RB) — LSU 1967
 Taylor, Keith (S) — Illinois 1992-93
 Taylor, Mike (T) — USC 1969-70
 Thaxton, James (TE) — Tennessee St. 1976-77
 Thomas, Charlie (KR) — Tennessee St. 1975
 Thomas, Curtland (WR) — Missouri 1987
 Thomas, Henry (G) — Southwest Texas State 1987
 Thomas, Joe (WR) — Mississippi Valley 1987
 Thomas, Speedy (WR) — Utah 1973-74
 Thompson, Audra (WR) — East Texas St. 1981-82
 Thompson, Bennie (S) — Grambling St. 1989-91
 Thompson, Bobby (S) — Arizona 1969
 Thompson, Dave (T) — Clemson 1974-75
 Thorp, Don (NT) — Illinois 1984
 Thurman, Junior (DB) — USC 1987
 Tice, John (TE) — Maryland 1983-92
 Tilleman, Mike (DT) — Montana 1967-70
 Tillman, Faddie (DT) — Boise St. 1972
 Todd, Richard (QB) — Alabama 1984-85
 Toles, Alvin (LB) — Tennessee 1985-88
 Toussaint, Darrell (DB) — Northwestern La. 1987
 Townes, Willie (DE) — Tulsa 1970
 Trapp, Steve (G) — Boston Coll. 1987-90, 92
 Tubbs, Winfred (LB) — Texas 1994
 Tullis, Willie (CB) — Troy St. (AL) 1985-86
 Turnbull, Renaldo (DE/LB) — W. Virginia 1990-94
 Turner, Floyd (WR) — Northwestern La. 1989-93
 Tyler, Toussaint (RB) — Washington 1981-82

U

Uhlenhake, Jeff (C) — Ohio St. 1994

V

Vanderbundt, Skip (LB) — Oregon St. 1978
 Vandersea, Phil (LB) — Massachusetts 1967
 Van Wagner, Jim (FB) — Michigan Tech 1978

W

Wainwright, Frank (TE) — N. Colorado 1991-93
 Walker, Dwight (WR) — Nicholls St. 1987
 Walker, Jeff (G) — Memphis St. 1988-89
 Walker, Mike (DE) — Tulane 1971
 Walls, Wesley (TE) — Mississippi 1994
 Walsh, Steve (QB) — Miami (Fla.) 1990-93
 Ward, Carl (S) — Michigan 1969
 Ward, Chris (T) — Ohio St. 1984
 Warren, Frank (DE) — Auburn 1981-89, 91-94

Washington, Dave (LB) Alcorn St. 1980
 Waters, Mike (TE) San Diego State 1987
 Watson, John (T) — Oklahoma 1977-79
 Watson, Mike (T) — Miami (O.) 1977
 Wattleit, Frank (FS) — Kansas State 1981-87
 Waymer, Dave (DB) — Notre Dame 1980-89
 Weatherspoon, Cephus (WR) — Ft. Lewis Col. 1972
 Weissenhofer, Ron (LB) — Notre Dame 1987
 Welch, Claxton (RB) — Oregon 1970
 Wendryhoski, Joe (C) — Illinois 1967-68
 Westbrook, Greg (LB) — Colorado 1975-77
 Wheelwright, Ernie (RB) — So. Illinois 1967-70
 Whitaker, Creston (WR) — North Texas St. 1972
 Whitsell, Dave (CB) — Indiana 1967-69
 Whittingham, Fred (LB) — Cal Poly-SLO 1967-68
 Wickert, Tom (G) — Washington St. 1975-76
 Wicks, Bob (WR) — Utah St. 1974
 Wilks, Jim (DE/NT) — San Diego St. 1981-93
 Williams, Brooks (TE) — North Carolina 1978-81
 Williams, Del (G) — Florida St. 1967-73
 Williams, James (LB) — Mississippi St. 1990-94
 Williams, Joe (RB) — Wyoming 1972
 Williams, John (FB) — Wisconsin 1986
 Williams, Ralph (G) — Notre Dame 1991
 Williams, Larry (G) — Southern 1985-86
 Williams, Richard (WR) — Abilene Christian 1974
 Williams, Willie (T) — LSU 1994
 Willis, Len (WR) — Ohio St. 1977
 Willis, Len (WR) — Ohio St. 1981, 1983-89
 Wilson, Dave (QB) — Illinois 1994
 Wilson, Ray (S) — New Mexico 1983-84
 Wilson, Tim (FB) — Maryland 1993-94
 Wilson, Wade (QB) — East Texas St. 1979-86
 Wilson, Wayne (FB) — Shepherd 1976
 Winans, Jeff (DT) — USC 1973
 Winslow, Doug (WR) — Drake 1989
 Winslow, George (P) — Villanova 1990, 92-94
 Winston, DeMond (LB) — Vanderbilt 1982-85
 Winston, Dennis (LB) — Arkansas 1972
 Winther, Wimpy (C) — Mississippi 1987
 Woerner, Scott (DB) — Georgia 1967
 Wood, Gary (QB) — Cornell 1977-80
 Woods, Robert (T) — Tennessee St. 1969
 Woodson, Marv (S) — Indiana 1987-88
 Word, Barry (RB) — Virginia 1987-88
 Wyatt, Doug (S) — Tulsa 1970-72

Y

Yepremian, Garo (K) — None 1979
 Young, Bob (G) — Howard Payne 1981
 Young, Kevin (DE) — Utah State 1987
 Young, Tyrone (WR) — Florida 1983-84
 Youngblood, George (S) — Los Angeles St. 1967-68

Z

Zanders, Emanuel (G) — Jackson St. 1974-80





SAINTS LEADERS BY YEARS

RUSHING

	Att.	Yds.	Avg.	Long	TD
1967 — Jim Taylor	130	390	3.0	16	2
1968 — Don McCall	155	637	4.1	48	4
1969 — Andy Livingston.....	181	761	4.2	18	5
1970 — Tony Baker.....	82	337	4.1	27	5
1971 — Jim Strong.....	95	404	4.3	39	3
1972 — Bob Gresham.....	120	381	3.2	23	3
1973 — Jess Phillips.....	198	663	3.3	20	0
1974 — Alvin Maxson.....	165	714	4.3	66t	2
1975 — Mike Strachan.....	161	668	4.1	21	2
1976 — Chuck Muncie.....	148	652	4.4	51	2
1977 — Chuck Muncie.....	201	811	4.0	36	6
1978 — Tony Galbreath.....	186	635	3.4	20	5
1979 — Chuck Muncie.....	238	1198	5.0	69t	11
1980 — Jimmy Rogers.....	80	366	4.6	24	1
1981 — George Rogers.....	378	1674	4.4	79t	13
1982 — George Rogers.....	122	535	4.4	38	3
1983 — George Rogers.....	256	1144	4.5	76t	5
1984 — George Rogers.....	239	914	3.8	28	2
1985 — Wayne Wilson.....	168	645	3.8	41t	1
1986 — Rueben Mayes.....	286	1353	4.7	50	8
1987 — Rueben Mayes.....	243	917	3.8	38	5
1988 — Dalton Hilliard.....	204	823	4.0	36	5
1989 — Dalton Hilliard.....	344	1262	3.7	40	13
1990 — Craig Heyward.....	129	599	4.6	47t	4
1991 — Fred McAfee.....	109	494	4.5	34	2
1992 — Vaughn Dunbar.....	154	565	3.7	25	3
1993 — Derek Brown.....	180	705	3.9	60	2
1994 — Mario Bates.....	151	579	3.8	40	6

LONGEST RUNS

1967 — Don McCall, 48t at Washington 12-17
1968 — Don McCall, 48 vs. Washington 9-22
1969 — Tony Baker, 54 at St. Louis 11-2
1970 — Tony Baker, 27 at St. Louis 10-11
1971 — Jim Strong, 39 at San Francisco 11-14
1972 — Bill Butler, 37 at Atlanta 11-12
1973 — Archie Manning, 23 at Los Angeles 11-11
1974 — Alvin Maxson, 66t vs. St. Louis 12-8
1975 — Steve Rogers, 22 vs. Chicago 12-21
1976 — Tony Galbreath, 74t at Kansas City 9-26
1977 — Chuck Muncie, 36 vs. Los Angeles 10-30
1978 — Chuck Muncie, 28 at Atlanta 11-26
1979 — Chuck Muncie, 69t vs. Atlanta 9-2
1980 — Tony Galbreath, 26 at Los Angeles 9-2



1981 — George Rogers, 79t at Cleveland 10-18
1982 — George Rogers, 38 at San Francisco 11-28
1983 — George Rogers, 76t vs. St. Louis 9-4
1984 — Hokie Gajan, 62t at Dallas 10-21
1985 — Earl Campbell, 45 at Atlanta 12-22
1986 — Rueben Mayes, 50 vs. New England 11-30
1987 — Rueben Mayes, 38 vs. San Francisco 10-25
1988 — Craig Heyward, 73t vs. Raiders 10-23
1989 — Dalton Hilliard, 40 vs. Rams 11-26
1990 — Gill Fenerty, 60t at Rams 12-9
1991 — Dalton Hilliard, 65t at Atlanta 9-29
1992 — Vaughn Dunbar, 25 at Atlanta 9-20
1993 — Lorenzo Neal, 74t at Atlanta 9-12
1994 — Mario Bates, 40 vs. Dallas 12-19

PASSING

	Att.	Comp.	Yards	Pct.	Long	Int	TD
1967 — Gary Cuozzo	260	134	1562	.515	49	12	7
1968 — Billy Kilmer	315	167	2060	.530	51	17	15
1969 — Billy Kilmer	360	193	2532	.536	52	17	20
1970 — Billy Kilmer	237	135	1557	.569	46	17	6
1971 — Edd Hargett	210	96	1191	.457	49	5	6
1972 — Archie Manning	448	230	2781	.513	66t	21	18
1973 — Archie Manning	267	140	1642	.524	65t	12	10
1974 — Archie Manning	261	134	1429	.513	79t	16	6
1975 — Archie Manning	338	159	1685	.470	71t	17	7
1976 — Bobby Douglass	212	103	1288	.486	74	8	4
1977 — Archie Manning	205	113	1284	.551	59t	9	8
1978 — Archie Manning	471	291	3416	.618	71t	16	17
1979 — Archie Manning	420	252	3169	.600	85	20	15
1980 — Archie Manning	509	309	3716	.607	56	20	23
1981 — Archie Manning	232	134	1447	.578	55	11	5
1982 — Ken Stabler	189	117	1343	.619	48	10	6
1983 — Ken Stabler	311	176	1988	.566	48	18	9
1984 — Richard Todd	312	161	2178	.516	74	19	11
1985 — Dave Wilson	293	145	1843	.495	50	15	11
1986 — Dave Wilson	342	189	2353	.553	63t	12	7
1987 — Bobby Hebert	294	164	2119	.558	67	9	15
1988 — Bobby Hebert	478	280	3156	.586	40t	15	20
1989 — Bobby Hebert	353	222	2686	.629	54t	15	15
1990 — Steve Walsh	327	175	1970	.535	58	13	12
1991 — Bobby Hebert	248	149	1676	.601	65t	8	9
Steve Walsh	255	141	1638	.553	41	6	11
1992 — Bobby Hebert	422	249	3287	.590	72t	16	19
1993 — Wade Wilson	388	221	2457	.570	42t	15	12
1994 — Jim Everett	540	346	3855	.641	78t	18	22



LONGEST COMPLETION

1967 — 96, Billy Kilmer to Walter Roberts at Philadelphia 11-19
1968 — 51, Billy Kilmer to Jim Hester vs. Pittsburgh 12-15
1969 — 70, Jim Ninowski to Don Shy at Los Angeles 10-5
1970 — 49, Edd Hargett to Bob Shaw at Cincinnati 11-29
1971 — 63, Archie Manning to Danny Abramowicz at Houston 10-3
1972 — 66t, Archie Manning to Dave Parks at N.Y. Giants 10-8
1973 — 65t, Archie Manning to Jubilee Dunbar at Los Angeles 11-11
1974 — 79t, Archie Manning to Bob Newland vs. Los Angeles 11-17
1975 — 71t, Archie Manning to Larry Burton vs. Atlanta 11-2
1976 — 74, Bobby Douglass to Tinker Owens vs. San Francisco 12-12
1977 — 59t, Archie Manning to Henry Childs vs. Green Bay 9-18
1978 — 71t, Archie Manning to Larry Hardy at Atlanta 11-26
1979 — 85, Archie Manning to Wes Chandler at San Francisco 9-23
1980 — 56, Archie Manning to Brooks Williams vs. Atlanta 10-19
1981 — 55, Archie Manning to Wayne Wilson at Cleveland 10-18
1982 — 48, Ken Stabler to Aundra Thompson at Chicago 9-19
1983 — 48, Ken Stabler to Kenny Duckett at Los Angeles 9-11
1984 — 74, Richard Todd to Tyrone Young at Chicago 10-7
1985 — 76t, Bobby Hebert to Eugene Goodlow vs. San Francisco 12-15
1986 — 84, Bobby Hebert to Eric Martin vs. Green Bay 9-14
1987 — 82t, John Fourcade to Make Waters vs. Los Angeles 10-4
1988 — 40, Bobby Hebert to John Tice vs. Dallas 10-3
40t, Bobby Hebert to Eric Martin vs. Denver 11-20
1989 — 54t, Bobby Hebert to Floyd Turner at Rams 10-22
54t, John Fourcade to Dalton Hilliard at Buffalo 12-10
1990 — 68t, John Fourcade to Floyd Turner at Atlanta, 10-7
1991 — 65t, Bobby Hebert to Floyd Turner vs. Chicago, 10-27
1992 — 72t, Bobby Hebert to Wesley Carroll vs. Chicago, 9-13
1993 — 63t, Mike Buck to Quinn Early at Pittsburgh, 10-17
1994 — 78t, Jim Everett to Michael Haynes at Atlanta, 12-11

RECEIVING

	No.	Yds.	Avg.	Long	TD
1967 — Danny Abramowicz	50	721	14.4	80	6
1968 — Danny Abramowicz	54	890	16.4	47	7
1969 — Danny Abramowicz	73	1051	13.9	49	7
1970 — Danny Abramowicz	55	906	16.5	48	5
1971 — Danny Abramowicz	37	657	17.8	63	5
1972 — Bob Newland	47	579	12.3	42	2
1973 — John Beasley	31	280	9.0	22	1
1974 — Alvin Maxson	42	294	7.0	22	1
1975 — Alvin Maxson	41	234	5.7	33	0
1976 — Tony Galbreath	54	420	7.8	35	1
1977 — Tony Galbreath	41	265	6.5	30	0
1978 — Tony Galbreath	74	582	7.9	35	2
1979 — Wes Chandler	65	1069	16.4	85	6
1980 — Wes Chandler	65	975	15.0	50	6
1981 — Jack Holmes	38	206	5.4	19	0



1982 — Jeff Groth	30	383	12.8	39	1
1983 — Jeff Groth	49	585	11.9	42	1
1984 — Hokie Gajan	35	288	8.2	51	2
1985 — Hoby Brenner	42	652	15.5	30	3
1986 — Mike Jones	48	625	13.0	45	3
1987 — Eric Martin	44	778	17.7	67	7
1988 — Eric Martin	85	1083	12.7	40t	7
1989 — Eric Martin	68	1090	16.0	53t	8
1990 — Eric Martin	63	912	14.5	58	5
1991 — Eric Martin	66	803	12.2	30	4
Floyd Turner	64	927	14.5	65t	8
1992 — Eric Martin	68	1041	15.3	52t	5
1993 — Eric Martin	66	950	14.4	54t	3
1994 — Quinn Early	82	894	10.9	33	4
Michael Haynes	77	985	12.8	78t	5

HIGHEST AVERAGE GAIN (Per Reception)

1967 — 22.6, Walt Roberts (17 for 834, 3 TDs)
1968 — 17.6, Jim Hester (17 for 300, 2 TDs)
1969 — 16.2, Al Dodd (37 for 600, 1 TD)
1970 — 17.3, Al Dodd (28 for 484, 1 TD)
17.2, Dave Parks (26 for 447, 2 TDs)
1971 — 19.9, Al Dodd (15 for 298, 0 TD)
1972 — 17.6, Danny Abramowicz (38 for 668, 7 TDs)
1973 — 19.4, Jubilee Dunbar (23 for 447, 4 TDs)
1974 — 18.1, Bob Newland (27 for 490, 2 TDs)
1975 — 19.1, Larry Burton (16 for 305, 2 TDs)
1976 — 20.1, Tinker Owens (12 for 241, 1 TD)
1977 — 18.9, Don Herrmann (31 for 586, 0 TD)
1978 — 16.4, Henry Childs (53 for 869, 4 TDs)
1979 — 16.6, Henry Childs (51 for 846, 5 TDs)
1980 — 18.7, Ike Harris (37 for 692, 6 TDs)
1981 — 19.0, Jeff Groth (20 for 380, 1 TD)
1982 — 17.5, Rich Mauti (4 for 70, 0 TD)
17.3, Aundra Thompson (8 for 138, 1 TD)
1983 — 14.9, Kenny Duckett (19 for 283, 2 TDs)
1984 — 20.6, Tyrone Young (29 for 597, 3 TDs)
1985 — 18.8, Eugene Goodlow (32 for 603, 3 TDs)
1986 — 18.2, Eric Martin (37 for 675, 5 TDs)
1987 — 17.7, Eric Martin (44 for 778, 7 TDs)
1988 — 13.4, Brett Perriman (16 for 215, 2 TDs)
1989 — 17.8, Brett Perriman (20 for 356, 0 TDs)
1990 — 18.9, Floyd Turner (21 for 396, 4 TDs)
1991 — 16.9, Quinn Early (32 for 541, 2 TDs)
1992 — 18.9, Quinn Early (30 for 566, 5 TDs)
1993 — 15.5, Hoby Brenner (11 for 171, 1 TD)
1994 — 14.7, Torrance Small (49 for 719, 5 TDs)



INTERCEPTIONS

	No.	Yds.	Avg	Long	TD
1967 — Dave Whitsell.....	10	178	17.8	41t	2
1968 — Dave Whitsell.....	6	50	8.3	32	0
1969 — Elijah Nevet.....	3	20	6.6	20	0
1970 — Hugo Hollas.....	5	79	15.8	29	0
1971 — Delles Howell.....	5	56	11.2	25	0
1972 — Bivian Lee.....	4	65	16.3	32	0
1973 — Ernie Jackson.....	3	40	13.3	23	0
Tommy Myers.....	3	33	11.0	20	0
Jim Merlo.....	3	25	8.3	16	0
Bivian Lee.....	3	23	7.7	12	0
1974 — Ernie Jackson.....	4	53	13.3	28	0
Terry Schmidt.....	4	27	6.8	24	1
1975 — Tommy Myers.....	5	83	16.6	29	0
1976 — Jim Merlo.....	4	142	35.5	83t	2
1977 — Chuck Crist.....	4	6	1.5	2	0
1978 — Tommy Myers.....	6	167	27.8	97t	1
1979 — Tommy Myers.....	7	127	18.1	52	1
1980 — Tommy Myers.....	5	96	19.2	48	0
1981 — Dave Waymer.....	4	54	13.5	31	0
1982 — Russell Gary.....	2	25	12.5	19	0
Dennis Winston.....	2	-2	-1.0	0	0
1983 — Johnnie Poe.....	7	146	20.9	31t	1
1984 — Dave Waymer.....	4	9	2.3	9	0
1985 — Dave Waymer.....	6	49	8.2	28	0
1986 — Dave Waymer.....	9	48	5.3	17	0
1987 — Dave Waymer.....	5	78	15.6	35	0
Reggie Sutton.....	5	68	13.6	26	0
1988 — Gene Atkins.....	4	42	10.5	40	0
1989 — Dave Waymer.....	6	66	11.0	42	0
1990 — Brett Maxie.....	2	88	44.0	50t	1
Toi Cook.....	2	55	27.5	50	0
Gene Atkins.....	2	15	7.5	15	0
Bennie Thompson.....	2	0	0.0	0	0
1991 — Gene Atkins.....	5	198	39.6	79	0
Vince Buck.....	5	12	2.4	12	0
1992 — Toi Cook.....	6	90	15.0	48t	1
1993 — Gene Atkins.....	3	59	19.7	37	0
1994 — Jimmy Spencer.....	5	24	4.8	11	0

QUARTERBACK SACKS

	No.	Yds.
1973 — Bob Pollard, DT.....	7	—
1974 — Bob Pollard, DT.....	9	—
1975 — Bob Pollard, DT.....	7	—
1976 — Derland Moore, DT.....	8	—
Bob Pollard, DT.....	8	—
1977 — Elois Grooms, DE.....	7	—



1978 — Elois Grooms, DE.....	9	57
1979 — Elois Grooms, DE.....	12	107
Don Reese, DE.....	12	90
1980 — Derland Moore, NT.....	8.5	72
1981 — Rickey Jackson, LB.....	8	62
1982 — Bruce Clark, DE.....	5.5	51
1983 — Rickey Jackson, LB.....	12	81.5
1984 — Rickey Jackson, LB.....	12	95
1985 — Rickey Jackson, LB.....	11	89
1986 — James Geathers, DE.....	9	73
Rickey Jackson, LB.....	9	71
1987 — Pat Swilling, LB.....	10.5	87
1988 — Rickey Jackson, LB.....	7	66
Pat Swilling, LB.....	7	65
1989 — Pat Swilling, LB.....	16.5	164
1990 — Pat Swilling, LB.....	11.0	68
1991 — Pat Swilling, LB.....	17.0	139
1992 — Wayne Martin, DE.....	15.5	102
1993 — Renaldo Turnbull, LB.....	13.0	73
1994 — Darion Conner, LB.....	10.5	66
Wayne Martin, DE.....	10.0	59

SCORING

	TD	FG	PAT	Points
1967 — Charlie Durkee.....	—	14-32	27-27	69
1968 — Charlie Durkee.....	—	19-37	27-27	84
1969 — Tom Dempsey.....	—	22-41	33-35	99
1970 — Tom Dempsey.....	—	18-34	16-17	70
1971 — Charlie Durkee.....	—	16-23	24-25	72
1972 — Danny Abramowicz.....	7	—	—	42
1973 — Bill McClard.....	—	13-24	9-9	48
1974 — Bill McClard.....	—	9-16	19-20	46
1975 — Rich Szaro.....	—	10-16	16-17	46
1976 — Rich Szaro.....	—	18-23	25-29	79
1977 — Henry Childs.....	9	—	—	54
1978 — Tony Galbreath.....	7	—	—	42
Chuck Muncie.....	7	—	—	42
1979 — Garo Yepremian.....	—	12-16	39-40	75
1980 — Benny Ricardo.....	—	10-17	31-34	61
1981 — George Rogers.....	13	—	—	78
1982 — Wayne Wilson.....	5	—	—	30
1983 — Morten Andersen.....	—	18-24	37-38	91
1984 — Morten Andersen.....	—	20-27	34-34	94
1985 — Morten Andersen.....	—	31-35	27-29	120
1986 — Morten Andersen.....	—	26-30	30-30	108
1987 — Morten Andersen.....	—	28-36	37-37	121
1988 — Morten Andersen.....	—	26-36	32-33	110
1989 — Dalton Hilliard.....	18	—	—	108
Morten Andersen.....	—	20-29	44-45	104



1990 — Morten Andersen	21-27	29-29	92
1991 — Morten Andersen	25-32	38-38	113
1992 — Morten Andersen	29-34	33-34	120
1993 — Morten Andersen	28-35	33-33	117
1994 — Morten Andersen	28-39	32-32	116

PUNT RETURNS

	No.	Yds.	Avg.	Long	TD
1967 — Walter Roberts	11	50	4.5	11	0
1968 — John Gilliam	15	60	4.0	21	0
1969 — Al Dodd	15	106	7.1	21	0
1970 — Al Dodd	14	129	9.2	41	0
1971 — Al Dodd	13	88	6.8	14	0
1972 — Tommy Myers	9	43	4.8	10	0
1973 — Howard Stevens	17	171	10.1	37	0
1974 — Howard Stevens	37	376	10.2	40	0
1975 — Gil Chapman	17	207	12.2	42	0
1976 — Pete Athas	35	332	9.5	67	0
1977 — Rich Mauti	38	281	7.4	33	0
1978 — Wes Chandler	34	233	6.9	32	0
1979 — Rich Mauti	27	218	8.1	23	0
1980 — Rich Mauti	11	111	10.1	18	0
1981 — Jeff Groth	37	436	11.8	36	0
1982 — Jeff Groth	21	144	6.9	18	0
1983 — Jeff Groth	39	275	7.1	38	0
1984 — Jitter Fields	27	236	8.7	61	0
1985 — Willie Tullis	17	141	8.3	17	0
1986 — Eric Martin	24	227	9.5	39	0
1987 — Mel Gray	24	352	14.7	80	0
1988 — Mel Gray	25	305	12.2	66t	1
1989 — Rod Harris	27	196	7.3	20	0
1990 — Vince Buck	37	305	8.2	33	0
1991 — Vince Buck	31	260	8.4	52	0
1992 — Patrick Newman	23	158	6.9	18	0
1993 — Tyrone Hughes	37	503	13.6	83t	2
1994 — Tyrone Hughes	21	143	6.8	35	0

PUNTING

	No.	Yds.	Avg.	Long
1967 — Tom McNeill	74	3174	42.9	66
1968 — Tom McNeill	49	2009	41.0	58
1969 — Ollie Cordill	42	1719	40.9	58
1970 — Julian Fagan	77	3269	42.5	64
1971 — Julian Fagan	77	3188	41.4	64
1972 — Julian Fagan	71	2899	40.8	71
1973 — Steve O'Neal	81	3375	41.7	71
1974 — Tom Blanchard	88	3705	42.1	71
1975 — Tom Blanchard	92	3776	41.0	61
1976 — Tom Blanchard	101	3974	39.3	63
1977 — Tom Blanchard	82	3474	42.4	66



1978 — Tom Blanchard	84	3532	42.0	61
1979 — Rick Partridge	57	2330	40.9	61
1980 — Russell Erxleben	89	3499	39.2	57
1981 — Russell Erxleben	66	2672	40.5	60
1982 — Russell Erxleben	46	1976	43.0	60
1983 — Russell Erxleben	74	3034	41.0	60
1984 — Brian Hansen	69	3020	43.8	66
1985 — Brian Hansen	69	3763	42.3	58
1986 — Brian Hansen	81	3456	42.7	66
1987 — Brian Hansen	52	2104	40.5	60
1988 — Brian Hansen	72	2913	40.5	64
1989 — Tommy Barnhardt	55	2179	39.6	56
1990 — Tommy Barnhardt	70	2990	42.7	65
1991 — Tommy Barnhardt	86	3743	43.5	61
1992 — Tommy Barnhardt	67	2947	44.0	62
1993 — Tommy Barnhardt	77	3356	43.6	58
1993 — Tommy Barnhardt	77	3356	43.6	58
1994 — Tommy Barnhardt	67	2920	43.6	57

KICKOFF RETURNS

	No.	Yds.	Avg.	Long	TD
1967 — Walter Roberts	28	737	26.3	91t	1
1968 — Gene Howard	23	533	23.2	36	0
1969 — Don Shy	16	447	27.9	57	0
1970 — Al Dodd	15	319	21.3	32	0
1971 — Virgil Robinson	19	443	23.3	51	0
1972 — Margene Adkins	43	1020	23.7	61	0
1973 — Howard Stevens	26	590	22.7	48	0
1974 — Howard Stevens	33	749	22.7	41	0
1975 — Gil Chapman	28	614	21.9	36	0
1976 — Tony Galbreath	20	399	19.9	32	0
1977 — Clarence Chapman	15	385	25.7	92t	1
1978 — Wes Chandler	32	760	23.8	38	0
1979 — Rich Mauti	36	801	22.2	39	0
1980 — Jimmy Rogers	41	930	22.9	88	0
1981 — Wayne Wilson	31	722	23.3	57	0
1982 — Aundra Thompson	10	211	21.1	35	0
1983 — Kenny Duckett	33	719	21.8	61	0
1984 — Tyrone Anthony	22	490	22.3	64	0
1985 — Willie Tullis	23	480	20.9	62	0
1986 — Mel Gray	31	866	27.9	101t	1
1987 — Dalton Hilliard	10	248	24.8	74	0
1988 — Gene Atkins	20	424	21.2	57	0
Mel Gray	32	670	20.9	39	0
1989 — Bobby Morse	10	278	27.8	99t	1
Gene Atkins	12	245	20.4	32	0
1990 — Gene Atkins	19	471	24.8	50	0
Gill Fenerty	28	572	20.4	58	0
1991 — Gene Atkins	20	368	18.4	27	0
1992 — Fred McAfee	19	393	20.7	38	0
1993 — Tyrone Hughes	30	753	25.1	99t	1
1994 — Tyrone Hughes	63	1556	24.7	98t	2



SAINTS ALL-TIME LEADERS

RUSHING

	Att.	Yds.	Avg.	Long	TD
1. George Rogers (1981-84).....	995	4,267	4.3	79t	23
2. Dalton Hilliard (1986-93).....	1,126	4,164	3.7	65t	39
3. Rueben Mayes (1986-88, 1990).....	837	3,408	4.1	50	23
4. Chuck Muncie (1976-80).....	787	3,386	4.3	69t	28
5. Tony Galbreath (1976-80).....	760	2,865	3.8	74t	27
6. Wayne Wilson (1979-86).....	658	2,462	3.7	41t	16
7. Archie Manning (1971-75, 77-82).....	358	2,058	5.7	27	18
8. Mike Strachan (1975-80).....	471	1,899	4.0	31	14
9. Craig Heyward (1988-92).....	432	1,813	4.2	73t	13
10. Hokie Gajan (1982-85).....	252	1,358	5.4	62t	11
11. Jess Phillips (1973-74).....	372	1,219	3.3	20	2
12. Alvin Maxson (1974-76).....	338	1,205	3.6	66t	6

PASSING

	Att.	Comp.	Yds.	Pct.	TD	Int.
1. Archie Manning (1971-75, 77-82).....	3,335	1,849	21,734	55.4	115	156
2. Bobby Hebert (1985-89, 91-92).....	2,055	1,202	14,630	58.5	85	75
3. Billy Kilmer (1967-70).....	1,116	592	7,490	53.0	47	62
4. Dave Wilson (1981, 83-88).....	1,038	551	6,987	53.1	36	55
5. Steve Walsh (1990-93).....	620	336	3,879	54.2	25	22
6. Jim Everett (1994).....	540	346	3,855	64.1	22	18
7. Ken Stabler (1983-84).....	570	326	3,670	57.2	17	33
8. Bobby Scott (1973-82).....	500	237	2,781	47.4	15	29

RECEIVING

	No.	Yds.	Avg.	Long	TD
1. Eric Martin (1985-93).....	532	7,854	14.8	84	48
2. Danny Abramowicz (1967-73).....	309	4,875	15.7	80t	37
3. Tony Galbreath (1976-80).....	284	2,221	7.8	38	6
4. Hoby Brenner (1981-93).....	267	3,849	14.4	57	21
5. Dalton Hilliard (1986-93).....	249	2,233	9.0	54t	14
6. Henry Childs (1974-80).....	207	3,220	15.6	59t	27
7. Quinn Early (1991-94).....	189	2,671	14.1	63t	17
8. Wes Chandler (1978-81).....	182	2,801	15.4	85t	15
9. Wayne Wilson (1979-86).....	179	1,517	8.5	55	14
10. John Tice (1983-92).....	158	1,603	10.1	40	15
11. Dave Parks (1968-72).....	149	2,264	15.2	66	16
12. Jeff Groth (1981-85).....	147	2,073	14.1	56t	5
13. Lonzell Hill (1987-90).....	136	1,696	12.5	46	13
14. Chuck Muncie (1976-80).....	125	1,086	8.7	35	1
15. Bob Newland (1971-74).....	124	1,877	15.1	79t	8
Floyd Turner (1989-93).....	124	1,808	14.6	68t	14



SCORING

	TD	PAT	FG	Total
1. Morten Andersen (1982-94).....	—	412	302	1318
2. Dalton Hilliard (1986-93).....	53	—	—	318
3. Eric Martin (1985-93).....	48	—	—	288
4. Charlie Durkee (1967-68, 71-72).....	—	87	52	243
5. Danny Abramowicz (1967-73).....	37	—	—	222
6. Tony Galbreath (1976-80).....	33	1	2	205
7. Rich Szaro (1975-78).....	—	79	37	190
8. Wayne Wilson (1979-86).....	30	—	—	180
9. Chuck Muncie (1976-80).....	29	—	—	174
10. Tom Dempsey (1969-70).....	—	49	40	169
11. Henry Childs (1974-80).....	28	—	—	168
12. George Rogers (1981-84).....	23	—	—	138
Rueben Mayes (1986-88, 1990).....	23	—	—	138

PUNTING

	No.	Avg.	Long
1. Tommy Barnhardt (1987, 1989-94).....	433	43.0	65
2. Tom McNeill (1967-69).....	130	42.3	81
3. Brian Hansen (1984-88).....	363	42.0	66
4. Steve O'Neal (1973).....	81	41.7	71
5. Julian Fagan (1970-72).....	225	41.6	71
6. Tom Blanchard (1974-78).....	447	41.3	71
7. Rick Partridge (1979).....	57	40.9	61
8. Ollie Cordill (1969).....	42	40.9	58
9. Russell Erxleben (1979-83).....	279	40.6	60

INTERCEPTIONS

	No.	Yds.	Avg.	Long	TD
1. Dave Waymer (1980-89).....	37	395	10.7	44	0
2. Tommy Myers (1972-81).....	36	621	17.3	97t	2
3. Gene Atkins (1987-93).....	21	324	15.4	79	0
4. Dave Whitsell (1967-69).....	19	242	12.7	41	2
5. Johnnie Poe (1981-87).....	17	269	15.8	40t	2
6. Toi Cook (1987-93).....	16	280	17.5	63t	2
Brett Maxie (1985-93).....	16	232	14.5	50t	3
8. Ernie Jackson (1972-77).....	15	187	12.5	46	0
9. Frank Wattelet (1981-87).....	12	135	11.3	35t	1
10. Hugo Hollas (1970-72).....	11	149	13.5	29	0

MOST QUARTERBACK SACKS

	No.	Yds
1. Rickey Jackson (1981-93).....	123	873
2. Pat Swilling (1986-92).....	76.5	629.5
3. Frank Warren (1981-89, 91-94).....	57	362
4. Jim Wilks (1981-93).....	49	354
5. Elois Grooms (1975-81).....	43	—
6. Derland Moore (1973-85).....	40.5	301
Wayne Martin (1989-94).....	40.5	265.5
8. Bruce Clark (1982-88).....	39.5	284
9. Bob Pollard (1971-77).....	37	—
10. Renaldo Turnbull (1990-94).....	31	178



PUNT RETURNS

	No.	Yds.	Avg.	Long	TD
1. Mel Gray (1986-88).....	49	657	13.4	80	1
2. Tyrone Hughes (1993-94).....	58	646	11.1	83t	2
3. Howard Stevens (1973-74).....	54	547	10.1	40	0
4. Pete Athas (1976).....	35	332	9.5	67	0
5. Jitter Fields (1984).....	27	236	8.7	61	0
6. Jeff Groth (1981-85).....	104	887	8.5	36	0

KICKOFF RETURNS

	No.	Yds.	Avg.	Long	TD
1. Walt Roberts (1967).....	28	737	26.3	91t	1
2. John Gilliam (1967-68, 77).....	31	809	26.1	94t	1
3. Tyrone Hughes (1993-94).....	93	2,309	24.8	99t	3
4. Gene Howard (1968-69).....	32	760	23.8	86	0
5. Margene Adkins (1972).....	43	1,020	23.7	61	0
6. Mel Gray (1986-88).....	94	2,192	23.3	101t	1
7. Wes Chandler (1978-81).....	39	896	23.0	38	0
8. Rich Mauti (1977-80, 82-83).....	124	2,836	22.9	52	0
9. Wayne Wilson (1979-86).....	69	1,583	22.9	75	0

FIELD GOALS

	Att.	Made	Pct.	Long
1. Morten Andersen (1982-94).....	389	302	.776	60
2. Charlie Durkee (1967-68, 71-72).....	101	52	.515	47
3. Tom Dempsey (1969-70).....	75	40	.533	63
4. Rich Szaro (1975-78).....	58	37	.638	50
5. Benny Ricardo (1980-81).....	42	23	.548	47
6. Bill McClard (1973-75).....	45	23	.511	47
7. Garo Yepremian (1979).....	16	12	.750	44
8. Happy Feller (1972-73).....	23	10	.435	46

A FAMILY AFFAIR

In 1995, the Saints could have the third father-son combination in their 28-year history. Linebacker Richard Harvey signed with the Saints this offseason as an unrestricted free agent after spending 1994 with the Denver Broncos. His father, Richard Sr., was a defensive back with the Saints in 1971 after being acquired in a trade with Philadelphia. The first father-son duo in club history was Earl and Brad Leggett. Earl played defensive tackle from 1967-68, and Brad was a center from 1990-91. The late Steve Stonebreaker played linebacker on the original New Orleans teams, 1967-68, while his son, Mike, appeared in two games on special teams last year. The Saints have also had one brother tandem in their history. Quarterback John Fourcade was with the Saints from 1987-90, and his brother, Keith, was a linebacker on the 1987 replacement squad. These familial connections are not limited to the playing field. Jim Mora has been the Saints' head coach since 1986, and his son, Jim, has been the defensive backs coach since 1992.



100 GAMES PLAYED CLUB

(With Saints Only)

	No.
1. Morten Andersen (1982-94).....	196
2. Rickey Jackson (1981-93).....	195
3. Frank Warren (1981-89, 91-94).....	189
4. Stan Brock (1980-92).....	186
5. Jim Wilks (1981-93).....	183
6. Hoby Brenner (1981-93).....	175
7. Derland Moore (1973-85).....	169
8. Dave Waymer (1980-89).....	149
9. Eric Martin (1985-93).....	143
10. Joel Hilgenberg (1984-93).....	142
11. John Hill (1975-84).....	137
Archie Manning (1971-82).....	137
13. John Tice (1983-92).....	134
14. Sam Mills (1986-94).....	133
15. Joe Federspiel (1972-80).....	130
16. Jim Dombrowski (1986-94).....	125
17. Vaughan Johnson (1986-93).....	120
18. Tommy Myers (1972-81).....	119
19. Brett Maxie (1985-93).....	118
20. Dave Lafary (1977-85).....	109
21. Dalton Hilliard (1986-93).....	108
22. Pat Swilling (1986-92).....	107
Gene Atkins (1987-93).....	107
24. Bruce Clark (1982-88).....	102
25. Larry Hardy (1978-85).....	102
Toi Cook (1987-93).....	101

CHRONOLOGY OF UNIFORM CHANGES

The following is a catalogue of uniform changes since the Saints' inception in 1966:

1967 — Gold pants with black and white striping; black jerseys with gold numerals and white trim with white and gold piping on sleeves; white jerseys with gold numerals and black trim with black and gold piping on sleeves. Gold helmet with black Fleur-de-Lis on either side, and black and white striping down the middle.

1969 — For preseason games exclusively — Black helmets with gold Fleur-de-Lis on either side and gold and white striping down the middle. Helmets have been gold ever since.

1971 — The color of the numerals changed. Black with gold trim on white jerseys and white with gold trim on black jerseys.

1975 — Pants were changed from gold to white with black and gold striping.

1976 — Black pants were introduced to be worn with white jerseys. Gold and white striping down the sides. Same white pants worn with the black jerseys. The facemask changed from grey to black.

1983 — Numbers changed to "San Diego-style" numerals: Thin border around the number with no direct contact between the number and the border. The second change was from socks with black and gold piping to solid black.

1986 — Gold pants with wide solid black stripes were initiated. The state Fleur-de-Lis patch appears on either side of the pants. The jersey was redesigned with TV numbers on the shoulders, and the state Fleur-de-Lis on either sleeve. The stripes on the sleeves were eliminated. The socks feature a wide gold stripe on a black background.

1991 — 25th anniversary patches were worn on the left shoulder.

1994 — For three games (3-5), the Saints wore their 1967 style uniforms for their "throwbacks games", a league-wide program commemorating the NFL's 75th Anniversary.



SAINTS BIG DAYS

100 YARDS RUSHING

Yds.	Att.	Player	Opponent	Date
206	24	George Rogers	St. Louis	9-4-83
203	28	Rueben Mayes	Miami	12-7-86
172	24	Rueben Mayes	Tampa Bay	10-19-86
166	33	George Rogers	Dallas	12-19-82
162	29	George Rogers	Los Angeles Rams	9-13-81
161	22	Chuck Muncie	Atlanta	9-2-79
161	24	George Rogers	@ Los Angeles Rams	11-8-81
160	34	Wayne Wilson	Miami	10-2-83
160	35	Earl Campbell	@ Minnesota	11-24-85
158	29	Dalton Hilliard	@ Atlanta	11-19-89
157	33	Rueben Mayes	New England	11-30-86
155	20	Craig Heyward	Tampa Bay	11-11-90
148	22	Alvin Maxson	St. Louis	12-8-74
147	24	Rueben Mayes	Cleveland	9-13-87
146*	14	Tony Galbreath	@ Kansas City	9-26-76
144	29	Rueben Mayes	San Francisco	10-25-87
142	27	Andy Livingston	Washington	9-21-69
142	28	George Rogers	@ Houston	11-22-81
141	22	Mario Bates	Atlanta	11-13-94
138	33	Wayne Wilson	@ Chicago	9-19-82
138	28	Fred McAfee	Atlanta	11-24-91
137	20	George Rogers	Atlanta	11-6-83
134	17	George Rogers	Philadelphia	10-11-81
131	25	Rueben Mayes	@ St. Louis	11-16-86
128	28	Rueben Mayes	San Francisco	11-2-86
128	21	Chuck Muncie	Oakland	12-3-79
127	16	Don McCall	Washington	9-22-68
127	25	Dalton Hilliard	Atlanta	12-18-88
126*	25	Chuck Muncie	@ Kansas City	9-26-76
125	25	Derek Brown	Detroit	9-19-93
124	32	George Rogers	Los Angeles	12-18-83
123	33	George Rogers	Kansas City	11-21-82
122	18	George Rogers	@ Cleveland	10-18-81
122*	19	Craig Heyward	@ Cincinnati	11-4-90
120	23	George Rogers	Tampa Bay	11-29-81
117	18	Chuck Muncie	San Francisco	11-11-79
115	25	George Rogers	@ San Francisco	9-27-81
115	25	Rueben Mayes	Denver	11-20-88
115*	30	Rueben Mayes	@ Cincinnati	11-4-90
114	21	George Rogers	@ Buffalo	10-30-83
114	15	Jimmy Rogers	@ Washington	10-26-80
113	26	Bob Gresham	@ Green Bay	11-28-71
113	31	George Rogers	Cincinnati	10-25-81
113	11	Hokie Gajan	N.Y. Jets	11-21-83



112	19	Rueben Mayes	@ Atlanta	11-1-87
112	24	Dalton Hilliard	L.A. Rams	11-26-89
110	14	Tony Baker	@ St. Louis	11-2-69
109	15	Chuck Muncie	Los Angeles	11-28-76
109	27	Mike Strachan	Atlanta	11-2-75
109	11	Craig Heyward	L.A. Raiders	10-23-88
108	22	Rueben Mayes	@ Indianapolis	10-12-86
108	24	Wayne Wilson	@ San Francisco	9-29-85
108	31	Wayne Wilson	@ Dallas	9-25-83
107	20	Chuck Muncie	N.Y. Jets	12-4-77
107	30	George Rogers	San Francisco	12-20-81
106	28	Dalton Hilliard	@ New England	11-12-89
106	20	Gill Fenerty	Minnesota	9-22-91
106	21	Derek Brown	Green Bay	11-14-93
105	24	Mike Strachan	Green Bay	10-12-75
104	10	Gill Fenerty	@ Rams	12-9-90
103	18	Wayne Wilson	@ Atlanta	10-9-83
102	13	Chuck Muncie	@ St. Louis	10-23-77
102	20	George Rogers	Atlanta	9-2-84
100	20	Tony Galbreath	Los Angeles	10-30-77

250 YARDS PASSING

Yds.	Player	Att.	Comp.	Opponent	Date
377	Archie Manning	38	24	@ San Francisco	12-7-80
376	Jim Everett	46	31	Washington	9-11-94
355	Archie Manning	28	20	@ San Francisco	9-23-79
355	Bobby Hebert	26	19	@ Phoenix	10-18-92
345	Billy Kilmer	32	22	@ St. Louis	11-2-69
344	Archie Manning	32	22	@ Pittsburgh	11-5-78
343	Jim Everett	27	23	@ Denver	12-24-94
341	Wade Wilson	34	22	@ Atlanta	9-12-93
333	Ken Stabler	43	29	Tampa Bay	12-5-82
325	Dave Wilson	32	20	Cincinnati	12-9-84
326	Jim Everett	37	26	Kansas City	9-4-94
323	Archie Manning	32	23	Atlanta	10-19-80
320	Bobby Hebert	39	28	Raiders	12-16-91
317	Steve Walsh	42	25	@ San Francisco	12-1-91
314	Archie Manning	40	25	San Francisco	9-7-80
314	Archie Manning	36	25	@ Detroit	10-12-80
308	Bobby Hebert	49	31	San Francisco	10-8-89
306	Archie Manning	40	25	Philadelphia	11-9-80
303	Archie Manning	53	33	@ Green Bay	9-10-78
302	John Fourcade	27	15	@ Buffalo	12-10-89
301	Archie Manning	39	24	New England	12-21-80
301	Bobby Hebert	35	22	@ San Francisco	11-15-92
300	Dave Wilson	45	19	@ Atlanta	10-20-85
295	Archie Manning	35	20	Philadelphia	10-29-72
294	Richard Todd	27	21	@ Cleveland	10-28-84
292	Billy Kilmer	36	17	Pittsburgh	12-15-68



292	Steve Walsh	39	22	@ Houston	10-21-90
291	Archie Manning	45	28	@ Green Bay	9-9-79
291	John Fourcade	28	21	Indianapolis	12-24-89
291	Jim Everett	55	31	@ San Francisco	9-25-94
291	Bobby Hebert	39	27	Chicago	10-27-91
287	Archie Manning	27	17	@ San Francisco	10-22-72
285	Bobby Scott	35	16	@ St. Louis	10-23-77
285	Archie Manning	34	24	Buffalo	9-21-80
284	Archie Manning	29	14	Atlanta	9-2-79
282	Bobby Hebert	32	23	@ Detroit	9-18-88
282	Bobby Hebert	32	23	@ Green Bay	9-17-89
281	Bobby Hebert	28	18	N.Y. Jets	10-15-89
280	Dave Wilson	30	18	@ Denver	9-15-85
279	Ken Stabler	39	25	Chicago	9-18-83
279	Bobby Hebert	32	19	@ Washington	11-6-88
277	Wade Wilson	45	27	Atlanta	10-24-93
276	Billy Kilmer	37	22	Dallas	9-28-69
276	Archie Manning	31	18	@ N.Y. Giants	10-8-72
276	Dave Wilson	34	19	Miami	12-7-86
276	Bobby Hebert	22	15	@ L.A. Rams	10-22-89
276	Jim Everett	36	28	Atlanta	11-13-94
274	Steve Walsh	38	23	@ Washington	11-18-90
273	Bobby Hebert	37	17	Dallas	10-3-88
273	Jim Everett	31	18	@ Atlanta	12-11-94
272	Dave Wilson	33	20	New England	11-30-86
272	Bobby Hebert	30	18	Atlanta	10-29-89
271	Ken Stabler	35	24	Atlanta	1-2-83
269	Steve Walsh	33	17	@ Rams	11-3-91
268	Archie Manning	27	20	@ Seattle	11-18-79
267	Bobby Hebert	40	25	San Francisco	9-27-92
267	Wade Wilson	43	25	L.A. Rams	12-12-93
264	Archie Manning	31	14	@ Atlanta	11-25-79
264	Richard Todd	29	14	St. Louis	9-23-84
264	Bobby Hebert	25	13	Chicago	9-13-92
263	Archie Manning	48	24	@ Los Angeles	11-2-80
262	Billy Kilmer	24	14	@ Washington	12-17-67
262	Jim Everett	44	28	@ Raiders	11-20-94
261	Billy Kilmer	22	15	San Francisco	12-13-70
259	Bobby Hebert	25	16	Washington	10-1-89
256	Jim Everett	36	24	@ Minnesota	11-6-94
255	Bobby Hebert	24	16	Tampa Bay	12-6-87
254	Bobby Hebert	34	20	San Francisco	12-15-85
254	Bobby Hebert	27	15	Houston	12-13-87
251	Archie Manning	37	25	Houston	12-10-78
250	Archie Manning	36	25	@ Tampa Bay	12-17-78



100 YARDS RECEIVING

Yds.	No.	Player	Opponent	Date
205	6	Wes Chandler	Atlanta	9-2-79
200	6	Torrance Small	@ Denver	12-24-94
179	9	Floyd Turner	Chicago	10-27-91
165	8	Danny Abramowicz	@ Cincinnati	11-29-70
164	3	Eric Martin	Green Bay	9-14-86
159	4	Larry Burton	@ Atlanta	11-2-75
156	12	Danny Abramowicz	Pittsburgh	10-29-67
153	8	Eric Martin	Cleveland	10-14-90
151	8	Eric Martin	@ Phoenix	10-18-92
146	10	Eric Martin	@ Washington	11-6-88
145	7	Al Dodd	@ St. Louis	11-2-69
144	7	Danny Abramowicz	@ Washington	12-17-67
144	8	Henry Childs	@ San Francisco	12-7-80
140	7	Danny Abramowicz	San Francisco	12-13-70
140	8	Wes Chandler	Atlanta	10-19-80
139*	9	Wes Chandler	Philadelphia	11-9-80
135	5	Eugene Goodlow	San Francisco	12-15-85
132	6	Eric Martin	L.A. Rams	10-30-88
132	10	Floyd Turner	@ San Francisco	12-1-91
131	6	Hoby Brenner	St. Louis	9-23-84
131	5	Eric Martin	N.Y. Jets	10-15-89
131	10	Eric Martin	@ Washington	11-18-90
130	6	Eric Martin	Houston	12-13-87
129	8	Danny Abramowicz	Pittsburgh	12-21-69
127	12	John Beasley	@ San Diego	11-18-73
127	4	Wes Chandler	@ San Francisco	9-23-79
127	4	Quinn Early	Raiders	12-16-91
122	14	Tony Galbreath	@ Green Bay	9-10-78
121	6	Henry Childs	@ Seattle	11-18-79
120	4	Dave Parks	@ N.Y. Giants	10-8-72
120	9	Eric Martin	Philadelphia	12-18-89
120	5	Eric Martin	Cincinnati	1-2-94
119*	4	Ike Harris	Philadelphia	11-9-80
119	6	Mike Jones	Miami	12-7-86
117	7	Wes Chandler	Atlanta	11-12-78
117*	3	Henry Childs	@ Atlanta	11-25-79
117	8	Wes Chandler	@ Atlanta	9-6-81
116	5	Eric Martin	@ L.A. Rams	10-22-89
115	4	Paul Seal	Philadelphia	10-27-74
115	9	Danny Abramowicz	Baltimore	10-19-69
115	5	Floyd Turner	Atlanta	11-24-91
114	7	Dave Parks	@ St. Louis	10-11-70
113	5	Danny Abramowicz	San Francisco	11-23-69
112	7	Henry Childs	@ Green Bay	9-9-79
111	6	Hoby Brenner	@ Atlanta	10-20-85
111	8	Eric Martin	Denver	11-20-88



111	7	Eric Martin	Houston	9-5-93
110	5	Danny Abramowicz	San Francisco	9-26-71
110	5	Dave Parks	@ San Francisco	10-22-72
109	2	Walt Roberts	@ Philadelphia	11-19-67
107	5	Eric Martin	L.A. Rams	11-26-89
106	7	Tony Galbreath	Oakland	12-3-79
106	6	Wes Chandler	@ Detroit	10-12-80
105	6	Hoby Brenner	Chicago	9-18-83
105	9	Danny Abramowicz	@ Atlanta	12-7-69
103	6	Dave Parks	Pittsburgh	12-15-68
103	6	Wes Chandler	San Francisco	12-3-78
103*	6	Wes Chandler	@ Atlanta	11-25-79
103	6	Larry Hardy	San Francisco	9-7-80
103	6	Lindsay Scott	St. Louis	9-12-82
103	6	Eric Martin	L.A. Rams	10-11-92
103	5	Michael Haynes	@ Atlanta	12-11-94
101	8	Danny Abramowicz	@ N.Y. Giants	10-6-68
101	4	Tyrone Young	@ Cleveland	10-28-84
101	3	Hoby Brenner	Cincinnati	12-9-84
101	7	Eric Martin	@ St. Louis	10-11-87
101	8	Quinn Early	Kansas City	9-4-94
101	2	Eric Martin	Tampa Bay	12-6-87
100	3	Henry Childs	@ Atlanta	11-26-78
100	4	Eric Martin	@ Buffalo	12-10-89

*Part of a dual 100-yard day.

ON THE ROAD WITH THE SAINTS IN 1995

Green Bay (Madison; preseason)—The Inn-Towner
2424 University Avenue, Madison, WI 53705
(608) 233-8778; FAX: (608) 233-1325

New York (Giants preseason; Giants & Jets regular season)—Meadowlands Hilton
Two Harmon Plaza, Secaucus, NJ 07094
(201) 348-6900; FAX: (201) 864-0963

St. Louis—St. Louis Marriott Pavilion
One Broadway, St. Louis, MO 63102
(314) 421-1776; FAX: (314) 331-9029

Carolina—Greenville-Spartanburg Airport Marriott
1 Parkway East, Greenville, SC 29615
(803) 297-0300; FAX: (803) 281-0801

San Francisco—Westin Airport
1 Old Bayshore Highway, Milbrae, CA 94030
(415) 692-3500; FAX: (415) 872-8111

Minnesota—Hyatt Regency
1300 Nicollet Mall, Minneapolis, MN 55403
(612) 370-1234; FAX: (612) 370-1463

New England—Omni Biltmore
Kennedy Plaza, Providence, RI 02903
(401) 421-0700; FAX: (401) 455-3050

Atlanta—Atlanta Airport Hilton
1031 Virginia Avenue, Atlanta, GA 30354
(404) 767-9000; FAX: (404) 768-0185



SAINTS CONSECUTIVE RECORDS

INDIVIDUAL

Games Played:

- 143 Eric Martin (1985 through 1993)
- 122 Morten Andersen (6th game, 1987 through 1994, current)
- 122 Jim Dombrowski (6th game, 1987 through 1994, current)
- 103 Joe Federspiel (1973-80)
- 92 Sam Mills (6th game, 1987 through 2nd game, 1993)
- 91 Rickey Jackson (1981 through 2nd game, 1987)

Games Started:

- 91 Rickey Jackson (1981 through 2nd game, 1987)
- 90 Jim Dombrowski (6th game, 1987 through 1992)

Games Started, Current:

- 64 Wayne Martin (1991 through 1994)

Games, Scoring Points:

- 174 Morten Andersen (game 15 of 1983 through 1994, current)

Games, Scoring Touchdown:

- 6 Dalton Hilliard (16th game, 1988 through 5th game, 1989)
- 6 Dalton Hilliard (7th game, 1992 through 12th game, 1992)

Games, Scoring Field Goal:

- 20 Morten Andersen 10-25-87 through 11-6-88
- 19 Morten Andersen 11-24-85 through 12-7-86
- 17 Morten Andersen 11-18-90 through 11-10-91
- 16 Morten Andersen 9-20-92 through 9-12-93

Field Goals Made:

- 25 Morten Andersen 11-1-92 through 9-12-93
- 20 Morten Andersen, 11-24-85 through 10-5-86

Games, Rushing Touchdown:

- 5 Dalton Hilliard, (1989, 7th-11th games)



Games, Receiving Touchdown:

- 4 Lonzell Hill, 1988 (3rd-6th games)
- 4 Dalton Hilliard, 1992 (7th-10th games)
- 4 Quinn Early, 1993 (6th-9th games)

Games, Rushing for One Hundred or More Yards:

- 3 George Rogers, 1981 (6th, 7th and 8th games)
- 3 Wayne Wilson, 1983 (4th, 5th and 6th games)
- 3 Dalton Hilliard, 1989 (10th, 11th, 12th games)

Games, Passing Touchdown:

- 13 Archie Manning (1978, last 4 games; 1979, 1st to 9th game)

Games, None Intercepted:

- 3 Billy Kilmer, 1969; Archie Manning 1971, 1973, 1978, 1979; Bobby Hebert, 1987 and 1992; Wade Wilson, 1993.

Passes Completed:

- 15 Archie Manning, 1979 (7th and 8th games)

Games, Pass Reception:

- 105 Eric Martin (7th game, 1987 through 1993)
- 79 Danny Abramowicz (1967-73)

Points After Touchdown:

- 119 Morten Andersen (7th game, 1989 through 13th game, 1992)

TEAM

Wins, Regular Season:

- 9 1987 (7-15)
- 9 Last 2 games of 1990, first 7 of 1991

Wins, Preseason:

- 5 1967

Losses, Regular Season:

- 14 1980 (first 14)

Wins Against One Team:

- 7 vs. L.A. Rams, 12-9-90 through 10-3-93



Losses Against One Team:

- 9 vs. Atlanta, 12-7-69 through 12-16-73

Wins at Home:

- 5 Last game of 1990, first 4 of 1991
- 5 1992, 3rd-7th games

Wins on the Road:

- 10 Last 6 games of 1987, first 4 of 1988

Losses at Home:

- 10 Last 2 of 1979, all 8 in 1980

Losses on the Road:

- 14 Last 4 of 1972, all 7 in 1973, first 3 of 1974

SAINTS IN PRO BOWL

- 1967 — Dave Whitsell, cornerback.
- 1968 — Dave Rowe, defensive tackle.
- 1969 — Tom Dempsey, kicker; Jake Kupp, guard; Tony Baker and Andy Livingston, running backs; Tom Fears, coach.
- 1978 — Archie Manning, quarterback.
- 1979 — Wes Chandler, wide receiver; Henry Childs, tight end; Archie Manning, quarterback; Chuck Muncie, running back; Tommy Myers, safety.
- 1981 — George Rogers, running back.
- 1982 — George Rogers, running back.
- 1983 — Rickey Jackson, linebacker.
- 1984 — Bruce Clark, defensive end; Brian Hansen, punter; Rickey Jackson, linebacker.
- 1985 — Morten Andersen, kicker; Rickey Jackson, linebacker.
- 1986 — Morten Andersen, kicker; Rickey Jackson, linebacker.
- *Rueben Mayes, running back.
- 1987 — Morten Andersen, kicker; Hoby Brenner, tight end; Brad Edelman, guard; *Rueben Mayes, running back; Sam Mills, linebacker; Dave Waymer, cornerback.
- 1988 — Morten Andersen, kicker; Eric Martin, wide receiver; Sam Mills, linebacker.
- 1989 — Dalton Hilliard, running back; Vaughan Johnson, linebacker; Pat Swilling, linebacker.
- 1990 — Morten Andersen, kicker; Vaughan Johnson, linebacker; Pat Swilling, linebacker.
- 1991 — Vaughan Johnson, linebacker; Sam Mills, linebacker; Pat Swilling, linebacker; Bennie Thompson, special teams.
- 1992 — Morten Andersen, kicker; Joel Hilgenberg, center; Rickey Jackson, linebacker; Vaughan Johnson, linebacker; Sam Mills, linebacker; Pat Swilling, linebacker.
- 1993 — Tyrone Hughes, punt/kick returner; Rickey Jackson, linebacker; Renaldo Turnbull, linebacker.
- 1994 — Wayne Martin, defensive end; William Roaf, tackle

*Injured, did not play



SAINTS ATTENDANCE

Year	COMBINED		HOME		ROAD	
	Total	Avg.	Total	Avg.	Total	Avg.
1967	890,405	63,600	528,242	75,463	362,163	51,738
1968	884,123	63,151	519,426	74,203	364,697	52,100
1969	921,972	65,855	521,133	74,447	400,839	57,262
1970	843,342	60,238	483,234	69,033	360,108	51,444
1971	932,267	66,590	550,578	78,654	381,689	54,527
1972	880,545	62,896	467,686	66,812	412,859	58,980
1973	839,914	59,993	451,566	64,509	388,348	55,478
1974	829,873	59,277	452,236	64,605	377,637	53,948
1975	767,274	56,805	396,409	56,634	370,865	52,981
1976	714,135	51,010	359,631	51,376	354,504	50,643
1977	655,989	46,856	334,502	47,786	321,487	45,927
1978	850,418	53,151	457,607	57,201	392,811	49,101
1979	939,175	58,698	495,260	61,907	443,915	55,489
1980	808,612	50,538	385,815	48,227	422,797	52,850
1981	891,207	55,700	440,708	55,089	450,499	55,700
1982	467,978	51,988	255,726	51,145	212,252	53,063
1983	896,678	56,042	529,878	66,235	366,800	45,850
1984	884,258	55,266	472,625	59,078	411,633	51,454
1985	799,050	49,941	388,795	48,599	410,255	51,282
1986	874,303	54,644	463,611	57,951	410,692	51,644
1987	774,295	51,620	420,783	60,111	353,512	44,189
1988	965,179	60,324	531,156	66,395	434,023	54,253
1989	916,534	57,283	488,998	61,124	427,536	53,442
1990*	997,722	62,358	536,438	67,055	461,284	57,661
1991*	1,008,934	63,058	548,655	68,582	460,279	57,535
1992*	977,552	61,097	548,728	68,591	428,824	53,603
1993*	979,133	61,196	541,300	67,663	437,833	54,730
1994	900,213	56,263	469,900	58,738	430,313	53,789

LARGEST HOME CROWDS

TULANE STADIUM

1967	83,437	vs.	Dallas 11-12 (Lost 10-27)
		vs.	Atlanta 11-26 (Won 27-24)
1968	84,278	vs.	Dallas 11-3 (Lost 3-17)
1969	80,636	vs.	Baltimore 10-19 (Lost 10-30)
1970	77,681	vs.	Los Angeles 11-1 (Lost 17-30)
1971	83,130	vs.	Minnesota 11-21 (Lost 10-23)
1972	70,793	vs.	Kansas City 9-25 (Lost 17-20)
1973	74,770	vs.	Buffalo 11-4 (Won 13-0)
1974	74,289	vs.	Miami 11-10 (Lost 0-21)

SUPERDOME

1975	61,497	vs.	Minnesota 11-16 (Lost 7-20)
1976	61,413	vs.	Dallas 9-19 (Lost 6-24)
1977	59,023	vs.	Los Angeles 10-30 (Won 27-26)
1978	70,323	vs.	Atlanta 11-12 (Lost 17-20)
1979	70,940	vs.	Atlanta 9-2 (Lost 34-40 OT)
1980	62,651	vs.	Atlanta 10-19 (Lost 14-41)



1981	64,758	vs.	Pittsburgh 10-4 (Lost 6-20)
1982	61,709	vs.	Tampa Bay 12-5 (Lost 10-13)
1983	70,418	vs.	Los Angeles 12-18 (Lost 24-26)
1984	66,652	vs.	Atlanta 9-2 (Lost 28-36)
1985	57,760	vs.	Kansas City 9-8 (Lost 27-47)
1986	67,950	vs.	Atlanta 9-7 (Lost 10-31)
1987	69,546	vs.	Minnesota 1-3-88 (wild card)(Lost 10-44)
1988	68,474	vs.	Dallas 10-3 (Won 20-17)#
1989	66,977	vs.	Dallas 9-10 (Won 28-0)
1990	68,647	vs.	Rams 12-31 (Won 20-17)#*
1991	68,794	vs.	Atlanta 12-28 (wild card)(Lost 27-20)*
1992	68,893	vs.	Philadelphia 1-3 (wild card) (Lost 36-20)*
1993	69,043	vs.	Atlanta 10-24 (Lost 26-15)*
		vs.	Green Bay 11-14 (Lost 19-17)*
1994	69,362	vs.	Kansas City 9-4 (Lost 30-17)

#ABC Monday Night Football Telecast

*These figures represent tickets distributed for home games.

NOTE: Largest Superdome audience was 72,434 for first preseason game of 1975 (Houston 13, New Orleans 7). Preseason attendance figures are unofficial.

LARGEST ROAD CROWDS

1967	62,670	vs.	New York Giants 10-8 (Lost 21-27)
1968	71,025	vs.	Cleveland 11-10 (lost 17-35)
1969	68,282	vs.	Dallas 11-9 (Lost 17-33)
1970	66,140	vs.	Los Angeles 12-6 (Lost 16-34)
1971	73,610	vs.	Los Angeles 12-5 (Lost 28-45)
1972	66,303	vs.	Los Angeles 9-17 (Lost 14-34)
1973	70,358	vs.	Los Angeles 11-11 (Lost 7-29)
1974	64,178	vs.	Los Angeles 9-22 (Lost 0-24)
1975	60,771	vs.	Los Angeles 10-26 (Lost 14-38)
1976	61,685	vs.	Seattle 11-21 (Won 51-27)
1977	53,482	vs.	Philadelphia 11-6 (Lost 7-28)
1978	57,920	vs.	Dallas 11-19 (Lost 7-27)
1979	74,482	vs.	Denver 11-4 (Lost 3-10)
1980	78,147	vs.	Detroit 10-12 (Lost 13-24)
1981	76,059	vs.	Cleveland 10-18 (Lost 17-20)
1982	64,506	vs.	Dallas 12-19 (Lost 7-21)
1983	62,136	vs.	Dallas 9-25 (Lost 20-21)
1984	63,739	vs.	New York Giants 12-15 (Won 10-3)
1985	74,488	vs.	Denver 9-15 (Lost 23-34)
1986	72,765	vs.	New York Giants 9-28 (Lost 17-20)
1987	60,436	vs.	San Francisco 11-15 (Won 26-24)
1988	63,569	vs.	Seattle 10-16 (Won 20-19)
1989	70,037	vs.	Buffalo 12-10 (Won 22-19)
1990	60,112	vs.	San Francisco 12-23 (Won 13-10)
1991	74,816	vs.	Kansas City 9-8 (Won 17-10)
1992	67,328	vs.	Atlanta 9-20 (Won 10-7)
1993	66,500	vs.	San Francisco 11-22 (Lost 42-7)
1994	64,445	vs.	Denver 12-24 (Won 30-28)



SAINTS INDIVIDUAL RECORDS

SERVICE

MOST SEASONS

- 13 Morten Andersen, 1982-94
- 13 Hoby Brenner, 1981-93
- 13 Stan Brock, 1980-92
- 13 Rickey Jackson, 1981-93
- 13 Derland Moore, 1973-85
- 13 Frank Warren, 1981-89, 91-94
- 13 Jim Wilks, 1981-93

MOST GAMES

- 196 Morten Andersen, 1982-94
- 195 Rickey Jackson, 1981-93
- 189 Frank Warren, 1981-89, 91-94
- 186 Stan Brock, 1980-92
- 183 Jim Wilks 1981-93

SCORING

TOTAL POINTS

Career

- 1318 Morten Andersen, 1982-94 (302 FGs, 412 PATs)
- 318 Dalton Hilliard, 1986-93 (53 TDs)

Season

- 121 Morten Andersen, 1987 (28 FGs, 37 PATs)
- 120 Morten Andersen, 1985 (31 FGs, 27 PATs)
- 120 Morten Andersen, 1992 (29 FGs, 33 PATs)

Game

- 18 Walt Roberts vs. Philadelphia 11-5-67 (3 TDs)
- 18 Danny Abramowicz vs. San Francisco 9-26-71 (3 TDs)
- 18 Archie Manning vs. Chicago 10-2-77 (3 TDs)
- 18 Chuck Muncie vs. San Francisco 11-11-79 (3 TDs)

- 18 George Rogers at Rams 11-8-81 (3 TDs)
- 18 Wayne Wilson vs. Atlanta 1-2-83 (3 TDs)
- 18 Dalton Hilliard at Rams 10-22-89 (3 TDs)
- 18 Rueben Mayes vs. Phoenix 9-23-90 (3 TDs)
- 18 Mario Bates at Rams 12-4-94

Opponent/Game

- 24 Dave Williams at St. Louis 11-2-69 (4 TDs)
- 24 Wayne Morris at St. Louis 10-23-77 (4 TDs)

TOUCHDOWNS

Career

- 53 Dalton Hilliard, 1986-93
- 48 Eric Martin, 1985-93
- 37 Danny Abramowicz, 1967-73

Season

- 18 Dalton Hilliard, 1989
- 13 George Rogers, 1981
- 11 Chuck Muncie, 1979

Game

- 3 Walt Roberts vs. Philadelphia 11-5-67
- 3 Danny Abramowicz vs. San Francisco 9-26-71
- 3 Archie Manning vs. Chicago 10-2-77
- 3 Chuck Muncie vs. San Francisco 11-11-79
- 3 George Rogers at Rams 11-8-81
- 3 Wayne Wilson vs. Atlanta 1-2-83
- 3 Dalton Hilliard at Rams 10-22-89
- 3 Rueben Mayes vs. Phoenix 9-23-90
- 3 Mario Bates at Rams 12-4-94



Opponent/Game

- 4 Dave Williams at St. Louis 11-2-69 (all receiving)
- 4 Wayne Morris at St. Louis 10-23-77 (all rushing)

FIELD GOALS MADE

Career

- 302 Morten Andersen, 1982-94 (389 atts.)
- 52 Charlie Durkee, 1967-68, 71-72 (101 atts.)

Season

- 31 Morten Andersen, 1985 (35 atts.)
- 29 Morten Andersen, 1992 (34 atts.)
- 28 Morten Andersen, 1987 (36 atts.)
- 28 Morten Andersen, 1993 (35 atts.)
- 28 Morten Andersen, 1994 (39 atts.)

Game

- 5 Charlie Durkee at Green Bay 11-28-71 (6 atts.)
- 5 Morten Andersen vs. Rams 12-1-85 (5 atts.)
- 5 Morten Andersen vs. San Francisco 10-25-87 (7 atts.)
- 5 Morten Andersen vs. Atlanta 12-3-92 (5 atts.)
- 5 Morten Andersen at Atlanta 12-11-94 (5 atts.)

Opponent/Game

- 6 Bobby Howfield at Jets 12-3-72 (7 atts.)
- 6 Ray Wersching, San Francisco 10-16-83 (6 atts.)
- 6 Norm Johnson, Atlanta, 11-13-94 (6 atts.)

LONGEST FIELD GOAL

- 63 Tom Dempsey vs. Detroit 11-8-70 (NFL Record)
- 60 Morten Andersen vs. Chicago 10-27-91

Opponent/Longest Field Goal

- 55 Joe Danelo at Giants 9-20-81

FIELD GOALS ATTEMPTED

Career

- 389 Morten Andersen, 1982-94 (302 made)
- 101 Charlie Durkee, 1967-68, 71-72 (52 made)

Season

- 41 Tom Dempsey, 1969 (22 made)
- 39 Morten Andersen, 1994 (28 made)
- 37 Charlie Durkee, 1968 (19 made)

Game

- 7 Tom Dempsey vs. Philadelphia 11-30-69 (4 made)
- 7 Morten Andersen vs. San Francisco 10-25-87 (5 made)

Opponent/Game

- 7 Bobby Howfield at Jets 12-3-72 (6 made)

POINTS AFTER TOUCHDOWN

Career

- 412 Morten Andersen, 1982-94 (418 atts.)
- 87 Charlie Durkee, 1967-68, 71-72 (88 atts.)
- 79 Rich Szaro, 1975-78 (86 atts.)

Season

- 44 Morten Andersen, 1989 (45 atts.)
- 39 Garo Yepremian, 1979 (40 atts.)
- 38 Morten Andersen, 1991 (38 atts.)

Game

- 6 Tom Dempsey at St. Louis 11-2-69 (7 atts.)
- 6 Rich Szaro at Seattle 11-21-76 (6 atts.)
- 6 Rich Szaro at Chicago 10-2-77 (6 atts.)



- 6 Garo Yepremian at Tampa Bay
10-14-79 (6 atts.)
6 Morten Andersen vs. Denver
11-20-88 (6 atts.)

Opponent/Game

- 8 Nick Mike-Mayer, Atlanta
9-16-73 (8 atts.)

RUSHING

TOTAL YARDS

Career

- 4,267 George Rogers, 1981-84
(995 atts.)
4,164 Dalton Hilliard, 1986-93
(1,126 atts.)
3,408 Rueben Mayes, 1986-88, 90
(837 atts.)
3,386 Chuck Muncie, 1976-80
(787 atts.)

Season

- 1,674 George Rogers, 1981 (378 atts.)
1,353 Rueben Mayes, 1986 (286 atts.)
1,262 Dalton Hilliard, 1989 (344 atts.)

Game

- 206 George Rogers vs. St. Louis
9-4-83 (24 atts.)
203 Rueben Mayes vs. Miami
12-7-86 (28 atts.)

Opponent/Game

- 247 Willie Ellison at Rams 12-5-71
(26 atts.)
212 Jerome Bettis, Rams 12-12-93
(28 atts.)
202 Gerald Riggs, Atlanta 9-2-84
(35 atts.)

ATTEMPTS

Career

- 1126 Dalton Hilliard, 1986-93
(4,164 yards)
995 George Rogers, 1981-84
(4,267 yards)
837 Rueben Mayes, 1986-88, 90
(3,408 yards)

Season

- 378 George Rogers, 1981
(1,674 yards)
344 Dalton Hilliard, 1989
(1,262 yards)

Game

- 35 Earl Campbell at Minnesota
11-24-85 (160 yards)
35 Dwight Beverly at St. Louis
10-11-87 (139 yards)
34 Wayne Wilson vs. Miami
10-2-83 (160 yards)

Opponent/Game

- 39 Gerald Riggs, Atlanta 12-22-85
(158 yards)

MOST 100-YARD RUSHING DAYS

Career

- 16 George Rogers, 1981-84
11 Rueben Mayes, 1986-88, 90

Season

- 9 George Rogers, 1981
6 Rueben Mayes, 1986

DUAL 100-YARD RUSHING DAYS, OPPONENT

vs. San Francisco, 11-13-77

- Del Williams, 25-110, 1 TD
Wilbur Jackson, 22-123

vs. St. Louis, 10-5-80

- Otis Anderson, 22-126
Wayne Morris, 22-102, 3 TDs

LONGEST SCORING RUNS FROM SCRIMMAGE

- 79 George Rogers at Cleveland
10-18-81
76 George Rogers vs. St. Louis
9-4-83
74 Tony Galbreath at Kansas City
9-26-76
74 Lorenzo Neal at Atlanta 9-12-93
73 Craig Heyward vs. Raiders
10-23-88

Opponent/Longest Scoring Runs

- 80 Willie Ellison at Rams 12-5-71
77 Dick Hoak, at Pittsburgh,
10/20/68
74 MacArthur Lane, at St. Louis,
10/11/70
71 Jerome Bettis, Rams, 12/12/93

LONGEST NON-SCORING RUN FROM SCRIMMAGE

- 73 George Rogers vs. Philadelphia
10-11-81

Opponent/Longest Non-Scoring Runs

- 66 Eric Dickerson, Rams 10-14-84
62 John Settle at Atlanta 9-11-88

TOUCHDOWNS RUSHING

Career

- 39 Dalton Hilliard, 1986-93
28 Chuck Muncie, 1976-80
27 Tony Galbreath, 1976-80

Season

- 13 George Rogers, 1981
13 Dalton Hilliard, 1989
11 Chuck Muncie, 1979

Game

- 3 Archie Manning vs. Chicago
10-2-77
3 Chuck Muncie vs. San Francisco
11-11-79
3 George Rogers at Rams 11-8-81
3 Wayne Wilson vs. Atlanta 1-2-83
3 Rueben Mayes vs. Phoenix
9-23-90
3 Mario Bates at Rams 12-4-94

Opponent/Game

- 4 Wayne Morris at St. Louis
10-23-77

BEST AVERAGE

Career (min. 250 attempts)

- 5.7 Archie Manning, 1971-82
(2,058 yds, 358 att.)



- 5.4 Hokie Gajan, 1982-85
(1,358 yds, 252 att.)

Season (min. 75 attempts)

- 6.0 Hokie Gajan, 1984 (615 yds,
102 att.)
5.1 Hokie Gajan, 1983 (415 yds,
81 attempts)
5.0 Chuck Muncie, 1979
(1,198 yds, 238 att.)

Game (min. 8 attempts)

- 10.8 Lorenzo Neal at Atlanta 9-12-93
(8-86)
10.43 Tony Galbreath vs. Kansas City
9-26-76 (14-146)
10.4 Gill Fenerty at Rams 12-9-90
(10-104)
10.3 Hokie Gajan vs. Jets 11-21-83
(11-113)

Opponent/Game

- 12.8 Steve Young, at San Francisco
12-23-90 (8-102)

RECEIVING

TOTAL RECEPTIONS

Career

- 532 Eric Martin, 1985-93
(7,854 yards)
309 Danny Abramowicz, 1967-73
(4,875 yards)
284 Tony Galbreath, 1976-80
(2,221 yards)

Season

- 85 Eric Martin, 1988 (1,083 yards)
82 Quinn Early, 1994 (894 yards)
77 Michael Haynes, 1994
(985 yards)
74 Tony Galbreath, 1978
(582 yards)
73 Danny Abramowicz, 1969
(1,051 yards)

Game

- 14 Tony Galbreath at Green Bay
9-10-78 (122 yards)



- 12 Danny Abramowicz vs.
Pittsburgh 10-29-67 (156 yards)
12 John Beasley vs. San Diego
11-18-73 (127 yards)

Opponent/Game

- 15 Willie Anderson, Rams 11-26-89
(336 yards)
12 Rickey Young, Minnesota 9-3-78
(134 yards)
12 John Spagnola, Philadelphia
10-6-85 (124 yards)
12 Cris Carter, at Minnesota
11-6-94 (151 yards)

TOTAL RECEIVING YARDS

Career

- 7,854 Eric Martin, 1985-93 (532
receptions)
4,875 Danny Abramowicz, 1967-73
(309 receptions)

Season

- 1,090 Eric Martin, 1989 (68 receptions)
1,083 Eric Martin, 1988 (85 receptions)
1,069 Wes Chandler, 1979
(65 receptions)
1,051 Danny Abramowicz, 1969
(73 receptions)
1,041 Eric Martin, 1992 (68 receptions)

Game

- 205 Wes Chandler vs. Atlanta 9-2-79
(6 receptions)
200 Torrance Small at Denver
12-24-94 (6 receptions)
179 Floyd Turner vs. Chicago
10-27-91 (9 receptions)

Opponent/Game

- 336 Willie Anderson (NFL record),
Rams 11-26-89 (15 receptions)
248 Richard Johnson, at Detroit
12-3-89 (8 receptions)
212 Mark Carrier, Tampa Bay
12-6-87 (8 receptions)

MOST 100-YARD RECEIVING DAYS

Career

- 18 Eric Martin, 1985-93
10 Danny Abramowicz, 1967-73
9 Wes Chandler, 1978-81

Season

- 5 Eric Martin, 1989
4 Danny Abramowicz, 1969

DUAL 100-YARD RECEIVING DAYS, OPPONENT

at Cleveland, 11-10-68

- Paul Warfield, 5-107
Leroy Kelly, 3-104

at St. Louis, 11-2-69

- Dave Williams, 8-164
John Gilliam, 5-106

at Minnesota 12-1-74

- Jim Lash, 3-112
John Gilliam, 5-109

at Giants, 9-20-81

- Johnny Perkins, 8-118
Gary Shirk, 11-101

at Rams, 12-9-90

- Willie Anderson, 5-123
Henry Ellard, 5-107

at Minnesota, 11-6-94

- Jake Reed, 8-157
Cris Carter, 12-151

vs. Atlanta, 11-13-94

- Terance Mathis, 10-125
Andre Rison, 8-118

LONGEST TOUCHDOWN RECEPTIONS

- 82 Mike Waters from John
Fourcade vs. Rams 10-4-87
80 Danny Abramowicz from Billy
Kilmer at Washington 12-17-67
79 Bob Newland from Archie
Manning vs. Los Angeles
11-17-74
78 Michael Haynes from
Jim Everett at Atlanta 12-11-94



- 75 Torrance Small from Jim Everett
at Denver 12-24-94

Opponent/Longest Touchdown Receptions

- 98 Michael Haynes from Bobby
Hebert at Atlanta 9-12-93
88 Harmon Wages from Bob Berry
at Atlanta 12-7-69

LONGEST NON-SCORING RECEPTIONS

- 96 Walt Roberts from Billy Kilmer at
Philadelphia 11-19-67
85 Wes Chandler from Archie
Manning at San Francisco
9-23-79
84 Eric Martin from Bobby Hebert
vs. Green Bay 9-14-86

Opponent/Longest Non-Scoring Reception

- 84 Ken Burrow from Bob Berry,
Atlanta 12-19-71

TOUCHDOWNS RECEIVING

Career

- 48 Eric Martin, 1985-93
37 Danny Abramowicz, 1967-73

Season

- 9 Henry Childs, 1977
8 Eric Martin, 1989
8 Floyd Turner, 1991

Game

- 3 Danny Abramowicz vs.
San Francisco 9-26-71

Opponent/Game

- 4 Dave Williams at St. Louis
11-2-69

MOST TOTAL YARDS FROM SCRIMMAGE

Career

- 7,865 Eric Martin, 1985-93
(7,854 receiving)

- 6,397 Dalton Hilliard, 1986-93
(4,164 rushing)
5,086 Tony Galbreath, 1976-80
(2,865 rushing)

Season

- 1,800 George Rogers, 1981
(1,674 rushing)
1,776 Dalton Hilliard, 1989
(1,262 rushing)
1,506 Chuck Muncie, 1979
(1,198 rushing)

Game

- 225 Rueben Mayes vs. Miami
12-7-86 (203 rushing)
206 George Rogers vs. St. Louis
9-4-83 (all rushing)
205 Wes Chandler vs. Atlanta 9-2-79
(all receiving)
200 Torrance Small at Denver
12-24-94 (all receiving)

Opponent/Game

- 336 Willie Anderson, Rams 11-26-69
(all receiving)

PASSING

TOTAL YARDS

Career

- 21,734 Archie Manning, 1971-75,
77-82 (3,328 att., 1,848 comp.)
14,630 Bobby Hebert, 1985-89,
91-92 (2,055 att., 1,202 comp.)
7,490 Billy Kilmer, 1967-70 (1,116 att.,
592 att.)

Season

- 3,855 Jim Everett, 1994 (540 att.,
346 comp.)
3,716 Archie Manning, 1980
(509 att., 309 comp.)
3,416 Archie Manning, 1978
(471 att., 291 comp.)

Game

- 377 Archie Manning at
San Francisco 12-7-80 (24-38)



- 376 Jim Everett vs. Washington
9-11-94 (31-46)
- 355 Archie Manning at
San Francisco 9-23-79 (20-28)
- 355 Bobby Hebert at Phoenix
10-18-92 (19-26)

Opponent/Game

- 454 Jim Everett, Rams 11-26-89
(29-51)
- 420 Warren Moon, at Minnesota
11-6-94 (33-57)
- 397 Bill Kenney, Kansas City 9-8-85
(22-34)
- 384 Jim Zorn, at Seattle 11-18-79
(24-33)

PASS ATTEMPTS

Career

- 3,335 Archie Manning, 1971-75,
77-82 (1,849 comp.)
- 2,055 Bobby Hebert, 1985-89, 91-92
(1,202 comp.)
- 1,116 Billy Kilmer, 1967-70
(592 comp.)

Season

- 540 Jim Everett, 1994 (346 comp.)
- 509 Archie Manning, 1980
(309 comp.)
- 478 Bobby Hebert, 1988
(280 comp.)

- 471 Archie Manning, 1978
(291 comp.)

Game

- 55 Jim Everett at San Francisco
9-25-94 (31 comp.)
- 53 Archie Manning at Green Bay
9-10-78 (33 comp.)
- 52 Archie Manning vs. New
England 12-10-72 (24 comp.)
- 52 Archie Manning vs.
San Francisco 11-23-75
(25 comp.)

Opponent/Game

- 59 Steve Grogan at New England
11-12-89 (27 comp.)
- 57 Warren Moon, at Minnesota
11-6-94 (33 comp.)

PASS COMPLETIONS

Career

- 1,849 Archie Manning, 1971-75,
77-82 (3,335 atts.)
- 1,202 Bobby Hebert, 1985-89, 91-92
(2,055 atts.)
- 592 Billy Kilmer, 1967-70 (1,116 atts.)

Season

- 346 Jim Everett, 1994 (540 atts.)
- 309 Archie Manning, 1980
(509 atts.)
- 291 Archie Manning, 1978 (471 atts.)
- 280 Bobby Hebert, 1988 (478 atts.)

Game

- 33 Archie Manning at Green Bay
9-10-78 (53 atts.)
- 31 Bobby Hebert vs. San Francisco
10-8-89 (49 atts.)
- 31 Jim Everett vs. Washington
9-11-94 (46 atts.)
- 31 Jim Everett at San Francisco
9-25-94 (55 atts.)

Opponent/Game

- 33 Warren Moon, at Minnesota
11-6-94 (57 atts.)
- 31 Jim Everett, at Rams 12-9-90
(50 atts.)
- 29 Jeff Kemp at San Francisco
9-21-86 (44 atts.)
- 29 Jim Everett, Rams 11-26-89
(51 atts.)
- 29 Jeff George, Atlanta, 11-13-94
(49 atts.)

LONGEST TOUCHDOWN COMPLETIONS

- 82 John Fourcade to Mike Waters
vs. Rams 10-4-87



- 80 Billy Kilmer to Danny
Abramowicz at Washington
12-17-67

- 79 Archie Manning to Bob
Newland vs. Los Angeles
11-17-74

- 78 Jim Everett to Michael Haynes
at Atlanta 12-11-94

- 75 Jim Everett to Torrance Small at
Denver 12-24-94

Opponent/Longest Touchdown Completions

- 98 Bobby Hebert to Michael
Haynes at Atlanta 9-12-93
- 88 Bob Berry to Harmon Wages at
Atlanta 12-7-69

LONGEST NON-SCORING COMPLETIONS

- 96 Billy Kilmer to Walt Roberts at
Philadelphia 11-19-67
- 85 Archie Manning to Wes Chandler
at San Francisco 9-23-79
- 84 Bobby Hebert to Eric Martin vs.
Green Bay 9-14-86

Opponent/Longest Non-Scoring Completion

- 84 Bob Berry to Ken Burrow,
Atlanta 12-19-71

MOST CONSECUTIVE COMPLETIONS

- 15 Archie Manning, 1979
(7th and 8th games)

Opponent

- 18 Don Majkowski at Green Bay
9-17-89

PASSING PERCENTAGE

Career

- 64.1 Jim Everett, 1994 (540 att.,
346 comp.)
- 58.5 Bobby Hebert, 1985-89, 91-92
(2,055 att., 1,202 comp.)

- 57.2 Ken Stabler, 1982-84 (500 att.,
326 comp.)
- 55.4 Archie Manning, 1971-75,
77-82 (3,335 att., 1,849 comp.)

Season

- 64.1 Jim Everett, 1994 (540 att.,
346 comp.)
- 62.9 Bobby Hebert, 1989 (353 att.,
222 comp.)
- 61.9 Ken Stabler, 1982 (189 att.,
117 comp.)
- 61.8 Archie Manning, 1978
(471 att., 291 comp.)

Game

- 90.9 Mike Buck at Pittsburgh
10-17-93 (10-11)
- 87.0 Bobby Hebert vs. Denver
11-20-88 (20-23)
- 85.2 Jim Everett at Denver 12-20-94
(23-27)
- 84.2 Bobby Hebert vs. Dallas
9-10-89 (16-19)

Opponent/Game

- 90.9 Scott Hunter at Atlanta
10-31-76 (10-11)
- 90.5 Lynn Dickey, Green Bay
12-13-81 (19-21)

TOUCHDOWN PASSES

Career

- 115 Archie Manning, 1971-75,
77-82
- 85 Bobby Hebert, 1985-89, 91-92

Season

- 23 Archie Manning, 1980
- 22 Jim Everett, 1994
- 20 Billy Kilmer, 1969
- 20 Bobby Hebert, 1988

Game

- 6 Billy Kilmer at St. Louis 11-2-69
- 4 Bobby Hebert vs. San Francisco
9-4-88



Opponent/Game

- 6 Charley Johnson at St. Louis
11-2-69

PASSES HAD INTERCEPTED

Career

- 156 Archie Manning, 1971-75,
77-82
75 Bobby Hebert, 1985-89, 91-92
62 Billy Kilmer, 1967-70

Season

- 21 Archie Manning, 1972
20 Archie Manning, 1979 & 1980

Game

- 5 Archie Manning vs. Atlanta
9-16-73
5 Archie Manning vs. Rams 10-7-79

Opponent/Game

- 5 Randy Wright, Green Bay
9-14-86
5 Scott Campbell at Atlanta
11-1-87

MOST TIMES SACKED

Career

- 337 Archie Manning, 1971-75, 77-82
119 Bobby Hebert, 1985-89, 91-92
98 Dave Wilson, 1981, 83-88

Season

- 49 Archie Manning, 1975
43 Archie Manning, 1972
41 Archie Manning, 1980

Game

- 9 Dave Wilson at San Francisco
11-13-83
9 Dave Wilson at Rams 11-3-85
9 Wade Wilson at Cleveland
12-5-93

Opponent/Game

- 7 Wade Wilson at Minnesota
12-21-86

TOTAL OFFENSE

MOST RUNNING AND PASSING PLAYS

Career

- 3,693 Archie Manning, 1971-75,
77-82 (3,335 passing)
2,197 Bobby Hebert, 1985-89, 91-92
(2,055 passing)

Season

- 555 Jim Everett, 1994 (540 passing)
532 Archie Manning, 1980
(509 passing)
515 Bobby Hebert, 1988
(478 passing)
511 Archie Manning, 1972
(448 passing)
509 Archie Manning, 1978
(471 passing)

Game

- 56 Jim Everett at San Francisco
9-25-94 (55 passing)
54 Archie Manning at Green Bay
9-10-78 (53 passing)
54 Archie Manning vs. New
England 12-10-72 (52 passing)

Opponent/Game

- 61 Steve Grogan at New England
11-12-89 (59 passing)
59 Warren Moon at Minnesota
11-6-94 (57 passing)

MOST TOTAL YARDS (does not include yards lost attempting to pass)

Career

- 23,792 Archie Manning, 1971-75,
77-82 (21,734 passing)
15,082 Bobby Hebert, 1985-89,
91-92 (14,630 passing)
7,789 Billy Kilmer, 1967-70 (7,490
passing)

Season

- 3,890 Jim Everett, 1994
(3,855 passing)
3,882 Archie Manning, 1980
(3,716 passing)
3,618 Archie Manning, 1978
(3,416 passing)

Game

- 394 Wade Wilson at Atlanta 9-12-93
(341 passing)
376 Jim Everett vs. Washington
9-11-94 (all passing)
381 Archie Manning at
San Francisco 12-7-80
(377 passing)

Opponent/Game

- 452 Jim Everett, Rams 11-26-89
(454 passing)

PUNTING

MOST PUNTS

Career

- 447 Tom Blanchard, 1974-78
(41.3 avg.)
433 Tommy Barnhardt, 1987,
1989-94 (43.0 avg.)
363 Brian Hansen, 1984-88
(42.0 avg.)

Season

- 101 Tom Blanchard, 1976 (39.3 avg.)
92 Tom Blanchard, 1975 (41.0 avg.)
89 Russell Erxleben, 1980 (39.2 avg.)

Game

- 12 Tom Blanchard vs. Minnesota
11-16-75 (42.9 avg.)
11 Steve O'Neal at San Francisco
10-21-73 (41.6 avg.)
11 Russell Erxleben vs. Washington
12-26-82 (44.7 avg.)

Opponent/Game

- 11 Shawn McCarthy, at New
England 11-8-92 (42.1 avg.)



HIGHEST AVERAGE

Career

- 43.0 Tommy Barnhardt, 1987,
1989-94 (433 punts)
42.3 Tom McNeill, 1967-69
(130 punts)
42.0 Brian Hansen, 1984-88
(363 punts)

Season

- 44.0 Tommy Barnhardt, 1992
(67 punts)
43.8 Brian Hansen, 1984 (69 punts)
43.6 Tommy Barnhardt, 1993
(77 punts)
43.6 Tommy Barnhardt, 1994
(67 punts)
43.5 Tommy Barnhardt, 1991
(86 punts)

LONGEST PUNT

- 81 Tom McNeill vs. Dallas 9-28-69

Opponent/Longest Punt

- 87 Dave Finzer at Chicago 10-7-84

PUNT RETURNS

MOST RETURNS

Career

- 104 Jeff Groth, 1981-84 (8.5 avg.)
75 Rich Mauti, 1977-80, 82-83
(8.1 avg.)

Season

- 39 Jeff Groth, 1983 (7.1 avg.)
38 Rich Mauti, 1977 (7.4 avg.)
37 Howard Stevens, 1974
(10.2 avg.)
37 Jeff Groth, 1981 (11.8 avg.)
37 Vince Buck, 1990 (8.2 avg.)
37 Tyrone Hughes, 1993 (13.6 avg.)

Game

- 6 Pete Athas vs. Houston 10-3-76
(161 yards)
6 Rod Harris at Detroit 12-3-89
(38 yards)



- 6 Bobby Morse vs. Indianapolis
12-24-89 (28 yards)
6 Vince Buck vs. Minnesota
9-22-91 (37 yards)

Opponent/Game

- 10 Mike Nelms, Washington
12-26-82 (106 yards)

MOST YARDS

Career

- 887 Jeff Groth, 1981-84
(104 returns)
657 Mel Gray, 1986-88 (49 returns)
646 Tyrone Hughes, 1993-94
(58 returns)
610 Rich Mauti, 1977-80, 82-83
(75 returns)

Season

- 503 Tyrone Hughes, 1993
(37 returns)
436 Jeff Groth, 1981 (37 returns)

Game

- 161 Pete Athas vs. Houston 10-3-76
(6 returns)
130 Mel Gray vs. Tampa Bay
12-6-87 (2 returns)
128 Tyrone Hughes at Rams 10-3-93
(4 returns)

Opponent/Game

- 143 Chuck Latourette, St. Louis
9-29-68 (3 returns)

BEST AVERAGE

Career (min. 25 returns)

- 13.4 Mel Gray, 1986-88 (49 returns)
11.1 Tyrone Hughes, 1993-94
(58 returns)
10.1 Howard Stevens, 1973-74
(54 returns)

Season (min. 10 returns)

- 14.7 Mel Gray, 1987 (24 returns)
13.6 Tyrone Hughes, 1993
(37 returns)

- 12.2 Gil Chapman, 1975 (17 returns)
12.2 Mel Gray, 1988 (25 returns)

LONGEST RETURNS

- 83t Tyrone Hughes at Philadelphia
12-26-93
80 Mel Gray vs. Tampa Bay 12-6-87

Opponent/Longest Return

- 103t Robert Bailey, Rams 10-23-94
(NFL Record)

PUNTS RETURNED FOR TOUCHDOWNS

- 83 Tyrone Hughes at Philadelphia
12-26-93
74 Tyrone Hughes at Rams 10-3-93
66 Mel Gray vs. Denver 11-20-88
56 Derrick Shepard vs. Dallas
9-10-89
53 Charlie Brown vs. Pittsburgh
12-15-68

Opponent/Longest Punt Returns for Touchdowns (Total of 16)

- 103 Robert Bailey, Rams 10-23-94
(NFL Record)
88 Mike Fuller, San Diego 10-9-77
86 Chuck Latourette, St. Louis
9-29-68
84 Ron Smith at San Diego
11-18-73

KICKOFF RETURNS

MOST RETURNS

Career

- 124 Rich Mauti, 1977-80, 82-83
(22.9 avg.)
94 Mel Gray, 1986-88 (23.3 avg.)
93 Tyrone Hughes, 1993-94
(24.8 avg.)

Season

- 63 Tyrone Hughes, 1994 (24.7 avg.)
43 Margene Adkins, 1972 (23.7 avg.)
41 Jimmy Rogers, 1980 (22.9 avg.)



Game

- 8 Tyrone Hughes vs. San Diego
10-16-94 (196 yds)
7 Tyrone Hughes vs. Rams
10-23-94 (304 yds)
6 10 times by 5 different players

Opponent/Game

- 7 Dennis Pearson, Atlanta 9-2-79
(122 yards)

MOST YARDS

Career

- 2,836 Rich Mauti, 1977-80, 82-83
(124 returns)
2,309 Tyrone Hughes, 1993-94
(93 returns)
2,192 Mel Gray, 1986-88 (94 returns)

Season

- 1,556 Tyrone Hughes, 1994
(63 returns)
1,020 Margene Adkins, 1972
(43 returns)
930 Jimmy Rogers, 1980
(41 returns)

Game

- 304 Tyrone Hughes vs. Rams 10-23-94
(NFL Record)
196 Tyrone Hughes vs. San Diego
10-16-94
186 Mel Gray at San Francisco
9-21-86 (3 returns)
172 John Gilliam vs. Rams 9-17-67
(4 returns)
171 Tyrone Hughes at Minnesota
11-28-93 (3 returns)

Opponent/Game

- 198 Clarence Verdin, at Atlanta
12-11-94 (7 returns)
190 Deion Sanders, Atlanta 12-3-92
(6 returns)
189 Dave Hampton, at Green Bay
11-28-71 (5 returns)

BEST AVERAGE

Career (min. 25 returns)

- 26.3 Walt Roberts, 1967 (28 returns)
26.1 John Gilliam, 1967-68, 1977
(31 returns)

Season (min. 10 returns)

- 27.9 Don Shy, 1969 (16 returns)
27.9 Mel Gray, 1986 (31 returns)
27.8 Bobby Morse, 1989 (10 returns)

KICKOFFS RETURNED FOR TOUCHDOWNS

- 101 Mel Gray at San Francisco
9-21-86
99 Bobby Morse at Detroit 12-3-89
99 Tyrone Hughes at Minnesota
11-28-93
98 Tyrone Hughes vs. Rams
10-23-94
94 John Gilliam vs. Rams 9-17-67
92 Clarence Chapman at
San Francisco 11-27-77
92 Tyrone Hughes vs. Rams
10-23-94
91 Walt Roberts vs. Philadelphia
11-5-67

Opponent/Kickoffs Returned for Touchdowns

- 105 Travis Williams at Rams 12-5-71
98 Dexter Carter at San Francisco
12-1-91
95 Nate Lewis at San Diego 11-17-91
94 Cliff Austin at Atlanta 10-20-85
93 Steve Odom, Green Bay
10-12-75
90 Dave Hampton at Green Bay
11-28-71



COMBINED KICKOFF AND PUNT RETURNS

MOST YARDS

Career

- 3,446 Rich Mauti, 1977-80, 82-83
2,955 Tyrone Hughes, 1993-94
2,849 Mel Gray, 1986-88

Season

- 1,699 Tyrone Hughes, 1994
1,256 Tyrone Hughes, 1993

Game

- 347 Tyrone Hughes, vs. Rams
10-23-94 (NFL Record)
221 Tyrone Hughes, vs. Philadelphia
12-26-94

Opponent/Game

- 233 Chuck Latourette, St. Louis
9-29-68
225 Brian Mitchell, Washington
9-11-94

MOST RETURNS FOR TOUCHDOWNS

Career

- 5 Tyrone Hughes, 1993-94
2 Mel Gray, 1986-88

Season

- 3 Tyrone Hughes, 1993
2 Tyrone Hughes, 1994

Game

- 2 Tyrone Hughes, vs. Rams
10-23-94

Opponent/Game

- 1 22 different players

INTERCEPTIONS

MOST INTERCEPTIONS

Career

- 37 Dave Waymer, 1980-89
(395 yards)
36 Tommy Myers, 1972-81
(621 yards)

Season

- 10 Dave Whitsell, 1967 (178 yards)
9 Dave Waymer, 1986 (48 yards)

Game

- 3 Tommy Myers vs. Minnesota
9-3-78 (151 yards)
3 Dave Waymer vs. Philadelphia
10-6-85 (28 yards)
3 Reggie Sutton at Chicago
10-18-87 (42 yards)
3 Gene Atkins at Phoenix
12-22-91 (198 yards)

Opponent/Game

- 3 Pat Thomas, Rams 10-7-79
(5 yards)
3 Leonard Coleman at
Indianapolis 10-12-86 (31 yards)

MOST YARDS RETURNED

Career

- 621 Tommy Myers, 1972-81
(36 returns)
395 Dave Waymer, 1980-89
(37 returns)

Season

- 198 Gene Atkins, 1991 (5 returns)
178 Dave Whitsell, 1967 (10 returns)
167 Tommy Myers, 1978 (6 returns)

Game

- 151 Tommy Myers vs. Minnesota
9-3-78 (3 returns)
99 Gene Atkins at Phoenix
12-22-91 (3 returns)
94 Bo Burris vs. Minnesota
10-13-68 (1 return)

Opponent/Game

- 93 Ross Fichtner, Cleveland
10-1-67 (2 returns)

MOST RETURNS FOR TOUCHDOWNS

Career

- 3 Brett Maxie, 1985-93
3 Jim Merlo, 1973-79

- 2 Toi Cook, 1987-93
2 Tommy Myers, 1972-81
2 Johnnie Poe, 1981-87
2 Dave Whitsell, 1967-69
2 Dennis Winston, 1982-85

Season

- 2 Dave Whitsell, 1967
2 Jim Merlo, 1976
2 Dennis Winston, 1984

Game

- 1 21 different players

Opponent/Game

- 2 Eric Allen, at Philadelphia
12-26-93

LONGEST RETURNS

- 97t Tommy Myers vs. Minnesota
9-3-78
94t Bo Burris vs. Minnesota
10-13-68
Opponent/Longest Returns
88 Ross Fichtner, Cleveland
10-1-67#
78t Jesse Solomon at Minnesota
12-4-88

#Lateral from Erich Barnes

QUARTERBACK SACKS

MOST SACKS

Career

- 123 Rickey Jackson, 1981-93
76.5 Pat Swilling, 1986-92

Season

- 17 Pat Swilling, 1991 (139 yards)
16.5 Pat Swilling, 1989 (164 yards)
15.5 Wayne Martin, 1992
(102 yards)

Most Sacks by a Rookie

- 9 Renaldo Turnbull, 1990
8 Rickey Jackson, 1981

Game

- 4 Rickey Jackson at Atlanta
12-14-86 (33 yards)

- 4 Rickey Jackson at Detroit
9-18-88 (34 yards)
4 Pat Swilling vs. Tampa Bay
11-11-90 (26 yards)
4 Wayne Martin vs. Atlanta
12-3-92 (26.5 yards)

Opponent/Game

- 6 Fred Dean at San Francisco
11-13-83 (41 yards)

FUMBLES

MOST OPPONENTS' RECOVERED

Career

- 26 Rickey Jackson, 1981-93
17 Sam Mills, 1986-94
14 Dave Waymer, 1980-89
13 Gene Atkins, 1987-93

Season

- 7 Rickey Jackson, 1990
5 Joe Federspiel, 1975
5 Maurice Spencer, 1976
5 Jack Del Rio, 1985
5 James Geathers, 1989

Game

- 3 Maurice Spencer vs. Atlanta
10-10-76

LONGEST FUMBLE RETURN

- 86t Tyrone Hughes vs.
San Francisco 11-28-94
85t Ernie Jackson vs. Atlanta
10-15-72
76t Sam Mills at Jets 12-26-92

Opponent/Longest Fumble Return

- 98t Toby Wright, Rams 10-23-94
96t C.L. Whittington, Houston
10-3-76

MOST FUMBLES RETURNED FOR TOUCHDOWNS

Career

- 2 Robert "Pig" Goff, 1990-94
2 Tyrone Hughes, 1993-94





- 2 Sam Mills, 1986-94
2 Tommy Myers, 1972-81
2 Frank Warren, 1981-89, 91-94

Season

- 2 Robert "Pig" Goff, 1992
2 Tyrone Hughes, 1994

MOST TIMES FUMBLED**Career**

- 57 Archie Manning, 1971-75,
77-82

Season

- 11 George Rogers, 1981 (6 lost)

NFL PUBLIC RELATIONS CONTACTS

NFL Office	(212) 758-1500
NFL Vice President of Communications and Development	Joe Browne
NFL Director of Communications	Greg Aiello
NFL Director of International Public Relations	Pete Abitante
NFC Director of Information	Reggie Roberts
AFC Director of Information	Leslie Hammond

NFC

Arizona	Paul Jensen	(602) 379-0101
Atlanta	Charlie Taylor	(404) 945-1111
Carolina	Charlie Dayton	(704) 358-1644
Chicago	Bryan Harlan	(708) 295-6600
Dallas	Rich Dalrymple	(214) 556-9900
Detroit	Bill Keenist	(313) 335-4131
Green Bay	Lee Rummel	(414) 496-5700
Minnesota	Dave Pelletier	(612) 828-6500
New Orleans	Rusty Kasmiersky	(504) 733-6147
New York Giants	Pat Hanlon	(201) 935-8111
Philadelphia	Ron Howard	(215) 463-2500
St. Louis Rams	Rick Smith	(314) 982-7267
San Francisco	Rodney Knox	(408) 562-4949
Tampa Bay	Chip Namias	(813) 870-2700
Washington	Rick Vaughn	(703) 478-8900

AFC

Buffalo	Scott Berchtold	(716) 648-1800
Cincinnati	Jack Brennan	(513) 621-3550
Cleveland	Kevin Byrne	(216) 891-5000
Denver	Jim Saccomano	(303) 649-9000
Houston	Dave Pearson	(713) 797-9111
Indianapolis	Craig Kelley	(317) 297-2658
Jacksonville	Dan Edwards	(904) 633-2000
Kansas City	Bob Moore	(816) 924-9300
Los Angeles Raiders	Al LoCasale	(213) 322-3451
Miami	Harvey Greene	(305) 620-5000
New England	Don Lowery	(508) 543-8200
New York Jets	Frank Ramos	(516) 538-6600
Pittsburgh	Rob Boulware	(412) 323-1200
San Diego	Bill Johnston	(619) 280-2111
Seattle	Dave Neubert	(206) 827-9777

Game

- 3 Billy Kilmer at St. Louis 12-3-67
3 Billy Kilmer vs. Cleveland
10-12-69
3 Howard Stevens at Dallas
9-24-73
3 Hokie Gajan vs. Tampa Bay
9-22-85 (2 lost)
3 Rueben Mayes vs. San Francisco
10-25-87 (2 lost)
3 Rueben Mayes at Pittsburgh
11-29-87 (2 lost)

SAINTS TEAM RECORDS

*Records set as a result of the (1982) nine-game season

SCORING

MOST POINTS**Season**

- 422 1987
386 1989
370 1979

Opponent/Season

- 487 1980

Game

- 51 Saints 51 at St. Louis 42, 11-2-69
51 Saints 51 at Seattle 27, 11-21-76

Opponent/Game

- 62 Atlanta 62 at Saints 7, 9-16-73

Half

- 42 at Tampa Bay 10-14-79 (2nd)

Opponent/Half

- 38 Atlanta 9-16-73 (2nd)

Quarter

- 28 at Seattle 11-21-76 (3rd)
28 vs. Oakland 12-3-79 (2nd)

Opponent/Quarter

- 28 at Philadelphia 11-19-67 (2nd)
28 at Chicago 10-10-71 (2nd)
28 vs. Rams 10-7-79 (2nd)

FEWEST POINTS**Season**

- 129 1982*
163 1973
165 1975
166 1974

Opponent/Season

- 160 1982*
202 1992
211 1991

Game

- 0 10 times (last time at
New England 12-4-83)

Opponent/Game

- 0 11 times (last time at Jets
12-26-92)

MOST TOUCHDOWNS**Season**

- 46 1979, 1987, 1989

Opponent/Season

- 60 1980

Game

- 7 at St. Louis 11-2-69
6 at Seattle 11-21-76
6 at Chicago 10-2-77
6 at Tampa Bay 10-14-79
6 vs. Denver 11-20-88

Opponent/Game

- 8 Atlanta, 9-16-73

FEWEST TOUCHDOWNS**Season**

- 16 1973, 1982*
17 1970

Opponent/Season

- 19 1982*
23 1991

MOST GAMES WITHOUT YIELDING A TOUCHDOWN

- 5 1991 (2 Shutouts)

MOST TOUCHDOWNS RUSHING**Season**

- 28 1979
20 1983, 1987

Opponent/Season

- 28 1980

Game

- 5 at Tampa Bay 10-14-79

Opponent/Game

- 5 at St. Louis 10-23-77





FEWEST TOUCHDOWNS RUSHING

Season

- 4 1970, 1985
- 5 1972, 1973

Opponent/Season

- 6 1987, 1991
- 7 1988, 1993

MOST TOUCHDOWNS PASSING

Season

- 26 1980
- 23 1987, 1989

Opponent/Season

- 32 1969
- 31 1980

Game

- 6 at St. Louis 11-2-69

Opponent/Game

- 6 at St. Louis 11-2-69

FEWEST TOUCHDOWNS PASSING

Season

- 8 1975, 1976, 1981, 1982*

Opponent/Season

- 11 1982*
- 12 1991

MOST FIELD GOALS

Season

- 33 1987 (42 attempts)
- 31 1985 (35 attempts)

Opponent/Season

- 31 1972 (34 attempts)
- 30 1994 (37 attempts)

Game

- 5 at Green Bay (Milw.) 11-28-71
- 5 vs. Los Angeles Rams 12-1-85 (5 attempts)
- 5 vs. San Francisco 10-25-87 (7 attempts)
- 5 vs. Atlanta 12-3-92 (5 attempts)
- 5 at Atlanta 12-11-94 (5 attempts)

Opponent/Game

- 6 at Jets 12-3-72 (7 attempts)

- 6 San Francisco 10-16-83 (6 attempts)

- 6 Atlanta 11-13-94 (6 attempts)

MOST DEFENSIVE TOUCHDOWNS

Season

- 6 1992
- 4 1976, 1984, 1985

Opponent/Season

- 9 1993
- 5 1975, 1983, 1994

MOST POINTS AFTER TOUCHDOWN

Season

- 44 1979 (46 attempts)
- 44 1989 (46 attempts)
- 43 1987 (46 attempts)

Opponent/Season

- 56 1980 (60 attempts)

Game

- 6 at St. Louis 11-2-69 (7 attempts)
- 6 at Seattle 11-21-76 (6 attempts)
- 6 at Chicago 10-2-77 (6 attempts)
- 6 at Tampa Bay 10-14-79 (6 attempts)
- 6 vs. Denver 11-20-88 (6 attempts)

Opponent/Game

- 8 Atlanta, 9-16-73 (8 attempts)

FEWEST POINTS AFTER TOUCHDOWN

Season

- 15 1982* (16 attempts)
- 16 1970 (17 attempts)
- 16 1973 (16 attempts)

Opponent/Season

- 19 1982* (19 attempts)
- 22 1991 (23 attempts)
- 22 1992 (24 attempts)

GREATEST MARGIN OF VICTORY

- 42 Denver 0 at Saints 42, 11-20-88

GREATEST MARGIN OF DEFEAT

- 55 Atlanta 62 at Saints 7, 9-16-73

MOST CONSECUTIVE GAMES SCORING

- 177 Current, beginning game 15, 1983

LONGEST WINNING STREAK

- 9 1987 (games 7-15)
- 1990 (last 2) through 1991 (first 7)

LONGEST LOSING STREAK

- 14 First 14 games of 1980

FIRST DOWNS

MOST FIRST DOWNS

Season

- 315 1979
- 308 1994
- 305 1988
- 304 1987, 1989

Opponent/Season

- 60 1980

Game

- 32 vs. Atlanta 1-2-83
- 30 at St. Louis 10-11-87
- 30 vs. Atlanta 11-13-94

Opponent/Game

- 35 Atlanta 9-2-79

FEWEST FIRST DOWNS

Season

- 173 1982*
- 183 1970

Opponent/Season

- 150 1982*
- 215 1991

Game

- 2 at San Francisco 10-21-73
- 3 vs. St. Louis 10-5-80

Opponent/Game

- 6 vs. Rams, 9-15-91
- 6 vs. Minnesota 9-22-91
- 6 vs. Raiders 12-16-91
- 6 at New England 11-8-92

MOST FIRST DOWNS RUSHING

Season

- 160 1979
- 135 1983
- 131 1984

Opponent/Season

- 178 1980

Game

- 19 at Seattle 11-21-76

Opponent/Game

- 23 St. Louis 10-4-80

FEWEST FIRST DOWNS RUSHING

Season

- 67 1967
- 78 1994
- 79 1982*
- 80 1968

Opponent/Season

- 58 1982*
- 63 1991

Game

- 0 at Philadelphia 10-26-69
- 0 vs. St. Louis 10-5-80

Opponent/Game

- 0 vs. New England 11-30-86
- 0 at Detroit 9-18-88

MOST FIRST DOWNS PASSING

Season

- 203 1994
- 183 1980
- 178 1988

Opponent/Season

- 208 1994
- 198 1989
- 197 1986



**Game**

- 24 vs. Washington 9-11-94
18 vs. Tampa Bay 12-5-82
17 vs. Rams 12-12-93

Opponent/Game

- 23 at Minnesota 11-6-94
22 at San Francisco 11-13-83

FEWEST FIRST DOWNS PASSING**Season**

- 76 1982*
82 1975

Opponent/Season

- 81 1982*
103 1977

Game

- 0 at San Francisco 10-21-73

Opponent/Game

- 0 at St. Louis 10-11-87

MOST FIRST DOWNS BY PENALTY**Season**

- 31 1969, 1971
30 1984

Opponent/Season

- 34 1987

Game

- 7 at Jets 10-26-86
7 at Tampa Bay 9-24-89

Opponent/Game

- 6 San Francisco, 10-25-87
6 at New England 11-12-89

NET YARDS**MOST YARDS GAINED****Season**

- 5,627 1979 (2,476 rushing,
3,151 passing)
5,328 1989 (1,948 rushing,
3,380 passing)
5,182 1994 (1,336 rushing,
3,846 passing)
5,131 1988 (2,046 rushing,
3,085 passing)

Opponent/Season

- 6,218 1980 (3,106 rushing,
3,112 passing)

Game

- 557 at Atlanta 9-12-93
(227 rushing, 330 passing)
526 vs. Miami 12-7-86
(257 rushing, 269 passing)
519 at San Francisco 12-7-80
(143 rushing, 376 passing)
512 vs. Atlanta 9-2-79 (188 rushing,
324 passing)
512 at San Francisco 9-23-79
(174 rushing, 338 passing)
508 at St. Louis 11-2-69
(163 rushing, 345 passing)

Opponent/Game

- 552 Atlanta 9-2-79 (257 rushing,
295 passing)

FEWEST YARDS GAINED**Season**

- 2,655 1982* (1,257 rushing,
1,398 passing)
3,189 1975 (1,642 rushing,
1,547 passing)

Opponent/Season

- 2,607 1982* (974 rushing,
1,633 passing)
3,795 1974 (1,758 rushing,
2,039 passing)
3,933 1991 (1,213 rushing,
2,720 passing)

Game

- 60 vs. Minnesota 11-16-75
(67 rushing, -7 passing)
80 vs. St. Louis 10-5-80
(15 rushing, 65 passing)
82 at San Francisco 10-21-73
(97 rushing, -15 passing)

Opponent/Game

- 117 vs. Raiders 12-16-91
(71 rushing, 46 passing)

- 120 vs. Rams 9-15-91 (77 rushing,
43 passing)

**HIGHEST AVERAGE PER
OFFENSIVE PLAY****Season**

- 5.7 1979 (995-5,627)

Opponent/Season

- 5.6 1980 (1,101-6,218)

Game

- 8.3 at Atlanta 9-12-93 (557 yards)
8.1 vs. Atlanta 9-2-79 (512 yards)

Opponent/Game

- 8.1 at St. Louis 11-2-69 (473 yards)

**LOWEST AVERAGE PER
OFFENSIVE PLAY****Season**

- 3.5 1975 (908-3,189)

Opponent/Season

- 4.3 1992 (949-4,075)

RUSHING**MOST YARDS****Season**

- 2,476 1979 (551 carries)
2,461 1983 (595 carries)
2,286 1981 (546 carries)

Opponent/Season

- 3,106 1980 (630 carries)

Game

- 307 at Los Angeles 11-8-81
(52 carries)
299 at Kansas City 9-26-76
(44 carries)
276 at Rams 12-16-79 (54 carries)
272 vs. St. Louis 9-4-83 (40 carries)

Opponent/Game

- 340 Rams 11-25-73 (55 carries)
330 St. Louis 10-5-80 (62 carries)

FEWEST YARDS**Season**

- 1,193 1967 (334 carries)
1,215 1970 (371 carries)
1,230 1972 (336 carries)

Opponent/Season

- 974 1982* (255 carries)
1,213 1991 (335 carries)

Game

- 7 vs. San Francisco 10-1-72
(16 carries)
11 vs. Giants 12-20-93 (12 carries)
15 vs. St. Louis 10-5-80 (9 carries)
16 at Raiders 11-20-94 (11 carries)

Opponent/Game

- 2 New England 11-30-86
(18 carries)
14 Giants 11-27-88 (17 carries)

MOST ATTEMPTS**Season**

- 595 1983 (2,461 yards)
569 1987 (2,190 yards)
546 1981 (2,286 yards)

Opponent/Season

- 630 1980 (3,106 yards)
623 1977 (2,729 yards)

Game

- 55 at Atlanta 10-20-74 (232 yards)
55 at San Francisco 10-15-78
(175 yards)

Opponent/Game

- 62 St. Louis 10-5-80 (330 yards)

FEWEST ATTEMPTS**Season**

- 331 1982* (1,257 yards)
334 1967 (1,193 yards)
336 1972 (1,230 yards)

Opponent/Season

- 255 1982* (974 yards)
334 1991 (1,213 yards)



**Game**

9 vs. St. Louis 10-5-80 (15 yards)

Opponent/Game

10 Dallas 9-10-89 (20 yards)

HIGHEST AVERAGE PER RUSH**Season**

4.5 1979 (551-2,476)

Opponent/Season

4.9 1980 (630-3,106)

Game

7.3 at Atlanta 9-12-93 (31-227)

7.1 vs. Miami 12-7-86 (36-257)

Opponent/Game

7.5 at Rams 12-5-71 (39-293)

LOWEST AVERAGE PER RUSH**Season**

3.3 1970 (371-1,215)

Opponent/Season

3.2 1986 (486-1,559)

Game0.4 vs. San Francisco 10-1-72
(16-7)**Opponent/Game**

0.1 New England 11-30-86 (18-2)

PASSING

MOST NET YARDS**Season**

3,846 1994

3,648 1980

3,380 1989

Opponent/Season

3,860 1989

Game

380 vs. Washington 9-11-94

376 at San Francisco 12-7-80

367 at Denver 12-24-94

349 at Phoenix 10-18-92

345 at St. Louis 11-2-69

Opponent/Game

415 Rams 11-26-89

FEWEST NET YARDS**Season**

1,398 1982*

1,547 1975

1,573 1977

Opponent/Season

1,633 1982*

1,900 1977

Game

-15 at San Francisco 10-21-73

-7 vs. Minnesota 11-16-75

0 at San Francisco 10-17-76

Opponent/Game

4 at St. Louis 10-11-87

16 at New England 12-4-83

MOST ATTEMPTS**Season**

569 1994 (366 completed)

566 1980 (334 completed)

508 1985 (260 completed)

506 1991 (292 completed)

Opponent/Season

577 1989 (320 completed)

575 1986 (330 completed)

Game55 at San Francisco 9-25-94
(31 completed)53 at Green Bay 9-10-78
(33 completed)52 vs. New England 12-10-72
(24 completed)52 vs. San Francisco 11-23-75
(25 completed)**Opponent/Game**59 at New England 11-12-89
(27 completed)**FEWEST ATTEMPTS****Season**

248 1982* (137 completed)

321 1977 (166 completed)

Opponent/Season

245 1982* (149 completed)

333 1971 (175 completed)

Game4 at San Francisco 10-15-78
(2 completed)**Opponent/Game**10 at New England 12-4-83
(3 completed)10 at St. Louis 10-11-87
(3 completed)**MOST COMPLETIONS****Season**

366 1994 (540 attempts)

334 1980 (566 attempts)

294 1978 (479 attempts)

292 1991 (506 attempts)

Opponent/Season

353 1994 (559 attempts)

330 1986 (575 attempts)

Game33 vs. Green Bay 9-10-78
(53 attempts)33 vs. Washington 9-11-94
(49 attempts)**Opponent/Game**33 at Minnesota 11-6-94
(57 attempts)

31 at Rams 12-9-90 (50 attempts)

30 vs. Seattle 9-1-91 (41 attempts)

FEWEST COMPLETIONS**Season**

137 1982* (248 attempts)

163 1973 (338 attempts)

166 1977 (321 attempts)

**Opponent/Season**

149 1982* (245 attempts)

153 1968 (366 attempts)

154 1977 (290 attempts)

Game2 at San Francisco 10-15-78
(4 attempts)**Opponent/Game**3 at New England 12-4-83
(10 attempts)3 at St. Louis 10-11-87
(10 attempts)**BEST COMPLETION PERCENTAGE****Season**

64.3 1994 (366-569)

61.6 1989 (284-461)

61.4 1978 (294-479)

Opponent/Season

63.1 1994 (353-559)

60.9 1981 (287-471)

60.8 1982 (149-245)

Game

87.0 vs. Denver 11-20-88 (20-23)

84.2 vs. Dallas 9-10-89 (16-19)

Opponent/Game

90.5 Green Bay 12-13-81 (19-21)

LOWEST COMPLETION PERCENTAGE

Season

46.2 1975 (181-392)

47.0 1971 (182-387)

Opponent/Season

41.8 1968 (153-366)

Game

23.5 vs. Rams 9-13-81 (4-17)

26.9 at Chicago 10-7-84 (7-26)

27.0 at Minnesota 12-4-88 (10-37)

27.3 at Dallas 12-19-82 (6-22)

Opponent/Game

22.7 Chicago 10-27-91 (5-22)



MOST PASSES HAD INTERCEPTED

Season

29 1968
28 1984

Opponent/Season

31 1987
29 1991

Game

6 vs. Atlanta 9-16-73
5 vs. Rams 10-7-79

Opponent/Game

7 Green Bay 9-14-86

FEWEST PASSES HAD INTERCEPTED

Season

12 1987
14 1971, 1976, 1982*

Opponent/Season

8 1990
9 1982*
10 1977, 1993

INTERCEPTIONS

MOST INTERCEPTIONS

Season

31 1987
29 1991

Opponent/Season

29 1968

Game

7 vs. Green Bay 9-14-86
5 at Atlanta 11-1-87
5 vs. Giants 11-22-87
5 at Philadelphia 10-13-91
5 at Phoenix 12-22-91

Opponent/Game

6 Atlanta 9-16-73

FEWEST INTERCEPTIONS

Season

8 1990
9 1982*
10 1977, 1993

Opponent/Season

12 1987

MOST RETURN YARDAGE

Season

482 1991 (29 returns)
412 1983 (23 returns)

Opponent/Season

479 1981 (27 returns)

Game

176 vs. Minnesota 9-3-78 (4 returns)
126 vs. Minnesota 10-13-68
(2 returns)

Opponent/Game

136 at Minnesota 12-4-88
(2 returns)

FEWEST RETURN YARDAGE

Season

73 1969 (12 returns)
83 1977 (10 returns)

Opponent/Season

79 1982* (14 returns)
140 1976 (14 returns)

MOST RETURNS FOR TOUCHDOWNS

Season

3 1976, 1983, 1984, 1992

Opponent/Season

6 1993
5 1983
4 1977

Game

1 30 times

Opponent/Game

3 Tampa Bay 12-11-77
2 at Green Bay 12-2-73
2 Rams 12-18-83
2 at Minnesota 12-4-88
2 at Philadelphia 12-26-93
2 Dallas 12-19-94



FUMBLES

MOST FUMBLES

Season

40 1981 (20 lost)
36 1983 (22 lost)

Opponent/Season

43 1975 (22 lost)

Game

7 at Rams 11-8-81 (2 lost)
7 vs. New England 11-30-86
(5 lost)

Opponent/Game

7 Cleveland 12-12-71 (5 lost)
7 at Rams 12-16-79 (4 lost)
7 at Jets 10-26-86 (2 lost)

FEWEST FUMBLES

Season

17 1982* (10 lost)
19 1968 (11 lost)
20 1977 (11 lost)

Opponent/Season

20 1969 (10 lost)

MOST FUMBLES LOST

Season

22 1983 (36 fumbles)
20 1981 (40 fumbles)

Opponent/Season

27 1976 (37 fumbles)

Game

5 vs. New England 11-30-86
(7 fumbles)

Opponent/Game

5 Dallas 11-3-68
5 Cleveland 12-12-71
5 at Atlanta 11-25-79

FEWEST FUMBLES LOST

Season

10 1982* (17 fumbles)
11 1968, 1971, 1974, 1977

Opponent/Season

10 1967, 1969, 1984

MOST FUMBLES RETURNED FOR TOUCHDOWNS

Season

3 1992
2 8 different times, last in 1994

Opponent/Season

4 1975

Game

2 at San Francisco 10-19-75

Opponent/Game

2 at St. Louis 10-11-87

TURNOVERS

MOST TURNOVERS

Season

47 1981, 1983
41 1984

Opponent/Season

49 1987
48 1991

Game

8 vs. Atlanta 9-16-73
8 vs. Detroit 10-28-90

Opponent/Game

7 Dallas 11-3-68
7 Cleveland 12-12-71
7 Green Bay 9-14-86
7 Giants 11-22-87
7 at Phoenix 12-22-91

FEWEST TURNOVERS

Season

24 1982*
25 1971

Opponent/Season

22 1969, 1982*
23 1984



QUARTERBACK SACKS

MOST SACKS

Season

57	1992 (376 yards)
56	1983 (437 yards)
55	1984 (420 yards)

Opponent/Season

58	1985 (461 yards)
----	------------------

Game

9	vs. Rams 12-1-85 (69 yards)
8	vs. Chicago 9-18-83 (73 yards)

Opponent/Game

9	vs. Rams 10-24-76 (78 yards)
9	at San Francisco 11-13-83 (77 yards)
9	at Rams 11-3-85 (63 yards)
9	at Cleveland 12-5-93 (71 yards)

FEWEST SACKS

Season

17	1970 (136 yards)
23	1967 (199 yards)

Opponent/Season

15	1992 (119 yards)
17	1979 (140 yards)
19	1991 (160 yards)

MOST YARDS ON SACKS

Season

437	1983 (56 sacks)
420	1984 (55 sacks)

Opponent/Season

461	1985 (58 sacks)
-----	-----------------

Game

73	vs. Chicago 9-18-83 (8 sacks)
----	-------------------------------

Opponent/Game

81	vs. San Diego 10-9-77 (8 sacks)
----	---------------------------------

PUNTING

MOST PUNTS

Season

101	1976 (39.3 avg.)
92	1975 (41.0 avg.)
91	1974 (41.8 avg.)

Opponent/Season

89	1992 (41.1 avg.)
88	1991 (42.3 avg.)
87	1976 (39.9 avg.)

Game

12	vs. Minnesota 11-16-75
11	at San Francisco 10-21-73
11	vs. Washington 12-26-82

Opponent/Game

11	at New England 11-8-92
10	at Atlanta 10-20-74
10	Houston 10-3-76
10	at Raiders 10-13-85

FEWEST PUNTS

Season

46	1982* (43.0 avg.)
49	1969 (41.4 avg.)

Opponent/Season

50	1971 (41.2 avg.)
----	------------------

Game

0	vs. Atlanta 1-2-83
1	10 different times

Opponent/Game

0	at Giants 10-8-67
0	at San Francisco 11-14-71
0	Cleveland 9-13-87
1	16 different times

BEST AVERAGE

Season

44.0	1992 (67 punts)
43.6	1993 (77 punts)
43.6	1994 (67 punts)
43.1	1984 (70 punts)
43.0	1991 (87 punts)

Opponent/Season

44.5	1973 (63 punts)
------	-----------------

LOWEST AVERAGE

Season

37.6	1968 (75 punts)
39.0	1989 (71 punts)



Opponent/Season

37.5	1987 (73 punts)
------	-----------------

PUNT RETURNS

MOST RETURNS

Season

53	1989 (428 yards)
47	1986 (377 yards)

Opponent/Season

65	1976 (739 yards)
----	------------------

Game

7	vs. New England 11-30-86 (66 yards)
7	at Detroit 12-3-89 (48 yards)

Opponent/Game

10	Washington 12-26-82 (106 yards)
----	---------------------------------

FEWEST RETURNS

Season

16	1971 (100 yards)
16	1972 (43 yards)

Opponent/Season

27	1969 (176 yards)
----	------------------

MOST YARDS RETURNED

Season

517	1993 (38 returns)
468	1987 (41 returns)
428	1989 (53 returns)

Opponent/Season

906	1974 (59 returns)
-----	-------------------

Game

161	vs. Houston 10-3-76 (6 returns)
-----	---------------------------------

Opponent/Game

144	Rams 10-23-94 (4 returns)
143	St. Louis 9-29-68 (3 returns)

BEST AVERAGE

Season

13.6	1993 (38 returns)
11.8	1988 (35 returns)
11.4	1987 (41 returns)

Opponent/Season

15.4	1974 (59 returns)
------	-------------------

LOWEST AVERAGE

Season

2.7	1972 (16 returns)
3.4	1967 (23 returns)

Opponent/Season

5.8	1971 (43 returns)
-----	-------------------

MOST RETURNS FOR TOUCHDOWNS

Season

2	1993
---	------

Opponent/Season

2	1974, 1977, 1994
---	------------------

Game

1	5 different times
---	-------------------

Opponent/Game

1	16 different times
---	--------------------

KICKOFF RETURNS

MOST RETURNS

Season

88	1980 (22.5 avg.)
82	1994 (22.4 avg.)
72	1967 (24.2 avg.)
72	1984 (20.3 avg.)

Opponent/Season

76	1979 (20.0 avg.)
----	------------------

Game

9	at Philadelphia 11-19-67 (231 yards)
9	vs. San Francisco 10-1-72 (201 yards)

Opponent/Game

8	Washington 9-22-68 (140 yards)
8	Atlanta 9-2-79 (127 yards)
8	at Atlanta 12-11-94 (206 yards)



FEWEST RETURNS

Season	
26	1982* (22.2 avg.)
42	1992 (19.4 avg.)
47	1973 (20.1 avg.)
Opponent/Season	
20	1982* (19.4 avg.)
33	1973 (21.9 avg.)

MOST YARDS RETURNED

Season	
1,983	1980 (88 returns)
1,840	1994 (82 returns)
1,739	1967 (72 returns)
Opponent/Season	
1,523	1979 (76 returns)
Game	
304	vs. Rams 10-23-94 (7 returns)
233	at San Francisco 9-21-86 (5 returns)
231	at Philadelphia 11-19-67 (9 returns)
Opponent/Game	
206	at Atlanta 12-11-94 (8 returns)
197	Rams 10-23-94 (7 returns)
190	at San Francisco 10-22-67 (4 returns)

BEST AVERAGE

Season	
24.2	1967 (72 returns)
24.2	1986 (55 returns)
Opponent/Season	
25.5	1975 (42 returns)

LOWEST AVERAGE

Season	
17.6	1991 (50 returns)
Opponent/Season	
16.2	1990 (36 returns)

MOST RETURNS FOR TOUCHDOWNS

Season	
2	1967, 1994
Opponent/Season	
2	1971, 1991
Game	
2	vs. Rams 10-23-94
Opponent/Game	
1	6 different times

COMBINED KICKOFF AND PUNT RETURNS

MOST YARDS RETURNED

Season	
2,159	1980 (176 punts, 1,983 kickoffs)
1,992	1994 (152 punts, 1,840 kickoffs)
1,977	1993 (517 punts, 1,460 kickoffs)
Opponent/Season	
2,098	1976 (739 punts, 1,359 kickoffs)
1,988	1994 (495 punts, 1,493 kickoffs)
Game	
347	vs. Rams 10-23-94 (43 punts, 304 kickoffs)
Opponent/Game	
341	Rams 10-23-94 (144 punts, 197 kickoffs)

MOST TOUCHDOWNS

Season	
3	1993 (2 punts, 1 kickoff)
Opponent/Season	
2	5 different times
Game	
2	vs. Rams 10-23-94 (both kickoffs)
Opponent/Game	
1	22 different times



PENALTIES

MOST PENALTIES

Season	
112	1978 (1,044 yards)
109	1981 (899 yards)
109	1986 (855 yards)
108	1987 (994 yards)
108	1990 (829 yards)
Opponent/Season	
119	1984 (1,025 yards)
Game	
14	vs. Minnesota 9-3-78 (132 yards)
14	vs. St. Louis 9-4-83 (101 yards)
14	vs. Philadelphia 10-6-85 (107 yards)
Opponent/Game	
14	at Rams 12-5-71 (119 yards)
14	Atlanta 9-2-84 (143 yards)

FEWEST PENALTIES

Season	
58	1973 (516 yards)
60	1992 (567 yards)
Opponent/Season	
50	1982* (454 yards)
53	1972 (711 yards)
Game	
0	vs. Seattle 11-10-85
Opponent/Game	
0	at Washington 9-21-75
0	at San Francisco 12-11-88
0	at San Francisco 12-23-90

MOST PENALTY YARDS

Season	
1,044	1978 (112 penalties)
1,029	1970 (91 penalties)
994	1987 (108 penalties)
Opponent/Season	
1,079	1981 (117 penalties)

Game

142	at Giants 10-6-68 (12 penalties)
Opponent/Game	
143	Atlanta 9-2-84 (14 penalties)

FEWEST PENALTY YARDS

Season	
514	1982* (64 penalties)
516	1973 (58 penalties)
Opponent/Season	
454	1982* (50 penalties)
590	1993 (86 penalties)
628	1988 (77 penalties)

SAFETIES

MOST SAFETIES

Season	
3	1989
2	1987, 1988
Opponent/Season	
3	1983
2	1969, 1973, 1976
Game	
2	vs. Cleveland 9-13-87
1	13 different times
Opponent/Game	
1	19 different times



TWO-TEAM RECORDS

SCORING

MOST POINTS

- 93 New Orleans 51 at St. Louis 42,
11-2-69

FEWEST POINTS

- 6 Rams 0 at New Orleans 6, 11-9-86

MOST TOUCHDOWNS

- 13 New Orleans 7 at St. Louis 6, 11-2-69

FEWEST TOUCHDOWNS

- 0 Rams (0) at New Orleans (6), 11-9-86
0 Pittsburgh (9) at New Orleans (6),
12-16-90

FIRST DOWNS

MOST FIRST DOWNS

- 58 Atlanta 35 at New Orleans 23, 9-2-79

FEWEST FIRST DOWNS

- 20 Minnesota 8 at New Orleans 12,
9-12-70

NET YARDS

MOST YARDS GAINED

- 1,064 Atlanta 552 at New Orleans 512,
9-2-79

FEWEST YARDS GAINED

- 366 New Orleans 162 at Philadelphia
204, 10-13-91

RUSHING

MOST RUSHES

- 86 New Orleans 39 at Atlanta 47,
12-16-73

MOST YARDS

- 490 Rams 340 at New Orleans 150,
11-25-73

FEWEST YARDS

- 89 Seattle 46 at New Orleans 43, 9-1-91

MOST TOUCHDOWNS RUSHING

- 7 New Orleans 4, at Seattle 3, 11-21-76

PASSING

MOST YARDS

- 719 New Orleans 374 at St. Louis 345,
11-2-69

FEWEST YARDS

- 77 San Francisco 44 at New Orleans 33,
11-13-77
80 New Orleans 19 at San Francisco 61,
11-27-77

MOST PASSES ATTEMPTED

- 94 New Orleans 55 at San Francisco 39,
9-25-94

MOST PASSES COMPLETED

- 57 New Orleans 24 at Minnesota 33,
11-6-94
57 Atlanta 29 at New Orleans 28,
11-13-94

MOST TOUCHDOWNS PASSING

- 12 New Orleans 6 at St. Louis 6, 11-2-69

MOST PASSES HAD INTERCEPTED

- 9 Green Bay 7 at New Orleans 2,
9-14-86

PUNTS

MOST PUNTS

- 20 New Orleans 10 at Atlanta 10,
10-20-74

FEWEST PUNTS

- 2 New Orleans 1 at Washington 1,
11-18-90

PENALTIES

MOST PENALTIES

- 23 Atlanta 14 at New Orleans 9, 9-2-84



FEWEST PENALTIES

- 2 New Orleans 2 at San Francisco 0,
12-11-88
2 Atlanta 1 at New Orleans 1, 12-3-92

MOST YARDS PENALIZED

- 218 Atlanta 143 at New Orleans 75,
9-2-84

FEWEST YARDS PENALIZED

- 11 New Orleans 11 at San Francisco 0,
12-11-88

FUMBLES

MOST FUMBLES

- 10 Cleveland 7 at New Orleans 3,
12-12-71

MOST FUMBLES LOST

- 8 Cleveland 5 at New Orleans 3,
12-12-71

TURNOVERS

MOST TURNOVERS

- 11 Dallas 7 at New Orleans 4, 11-3-68
11 Chicago 5 at New Orleans 6,
9-18-83

QUARTERBACK SACKS

MOST SACKS

- 14 Chicago 6 at New Orleans 8,
9-18-83

NEW ORLEANS SAINTS IN OVERTIME GAMES (2-6)

- Nov. 13, 1977 — San Francisco 10, New Orleans 7, at Superdome
(Ray Wersching 33-yard FG)
Sep. 2, 1979 — Atlanta 40, New Orleans 34, at Superdome
(James Mayberry 6-yard INT ret.)
Dec. 7, 1980 — San Francisco 38, New Orleans 35, at Candlestick Park
(Ray Wersching 36-yard FG)
Sep. 18, 1983 — New Orleans 34, Chicago 31, at Superdome
(Morten Andersen 41-yard FG)
Dec. 11, 1983 — New Orleans 20, Philadelphia 17, at Veterans Stadium
(Morten Andersen 50-yard FG)
Oct. 21, 1984 — Dallas 30, New Orleans 27, at Texas Stadium
(Rafael Septien 41-yard FG)
Nov. 26, 1989 — L.A. Rams 20, New Orleans 17, at Superdome
(Mike Lansford 31-yard FG)
Nov. 24, 1991 — Atlanta 23, New Orleans 20, at Superdome
(Norm Johnson 50-yard FG)



1994 NFL STANDINGS

NFC

EASTERN DIVISION

	W	L	T	Pct.	Pts.	OP
Dallas	12	4	0	.750	414	248
N.Y. Giants	9	7	0	.563	279	305
Arizona	8	8	0	.500	235	267
Philadelphia	7	9	0	.438	308	308
Washington	3	13	0	.188	320	412

CENTRAL DIVISION

	W	L	T	Pct.	Pts.	OP
Minnesota	10	6	0	.625	356	314
Green Bay	9	7	0	.563	382	287
Detroit	9	7	0	.563	357	342
Chicago	9	7	0	.563	271	307
Tampa Bay	6	10	0	.375	251	351

WESTERN DIVISION

	W	L	T	Pct.	Pts.	OP
San Francisco	13	3	0	.813	505	296
New Orleans	7	9	0	.438	348	407
Atlanta	7	9	0	.438	317	385
L.A. Rams	4	12	0	.250	286	365

AFC

EASTERN DIVISION

	W	L	T	Pct.	Pts.	OP
Miami	10	6	0	.625	389	327
New England	10	6	0	.625	351	312
Indianapolis	8	8	0	.500	307	320
Buffalo	7	9	0	.438	340	356
N.Y. Jets	6	10	0	.375	264	320

CENTRAL DIVISION

	W	L	T	Pct.	Pts.	OP
Pittsburgh	12	4	0	.750	316	234
Cleveland	11	5	0	.688	340	204
Cincinnati	3	13	0	.188	276	406
Houston	2	14	0	.125	226	352

WESTERN DIVISION

	W	L	T	Pct.	Pts.	OP
San Diego	11	5	0	.688	381	306
Kansas City	9	7	0	.563	319	298
L.A. Raiders	9	7	0	.563	303	327
Denver	7	9	0	.438	347	396
Seattle	6	10	0	.375	287	323

1994 POSTSEASON GAMES

(Home Team in CAPS)

FIRST-ROUND GAMES

GREEN BAY 16, Detroit 12 (58,125)
Chicago 35, MINNESOTA 18 (60,347)

MIAMI 27, Kansas City 17 (67,487)
CLEVELAND 20, New England 13 (77,452)

DIVISIONAL PLAYOFFS

SAN FRANCISCO 44, Chicago 15 (64,644)
DALLAS 35, Green Bay 9 (64,745)

PITTSBURGH 29, Cleveland 9 (58,185)
SAN DIEGO 22, Miami 21 (63,381)

CONFERENCE CHAMPIONSHIPS

SAN FRANCISCO 38, Dallas 28 (69,125)

San Diego 17, PITTSBURGH 13 (61,545)

SUPER BOWL XXIX at Joe Robbie Stadium, Miami, Florida

SAN FRANCISCO 49, San Diego 26 (74,107)

AFC-NFC PRO BOWL at Honolulu, Hawaii

AFC 41, NFC 13 (49,121)



NFL PLAYOFF TIEBREAKERS

DIVISION TIEBREAKER

Two Clubs

1. Head-to-Head (best won-lost-tied percentage in games between the clubs).
2. Best won-lost-tied percentage in games played within the division.
3. Best won-lost-tied percentage in games played within the conference.
4. Best won-lost-tied percentage in common games, if applicable.
5. Best net points in division games.
6. Best net points in all games.
7. Strength of schedule.
8. Best net touchdowns in all games.
9. Coin toss.

Three or More Clubs

(Note: If two clubs remain tied after a third club is eliminated during any step, the tiebreaker reverts back to step 1 of the

two-club format.)

(Note: If one team wins a multiple-team tiebreaker to advance to playoff round, the remaining teams revert to step 1 of applicable two-club format.)

1. Head-to-Head (best won-lost-tied percentage in games between the clubs).
2. Best won-lost-tied percentage in games played within the division.
3. Best won-lost-tied percentage in games played within the conference.
4. Best won-lost-tied percentage in common games.
5. Best net points in division games.
6. Best net points in all games.
7. Strength of schedule.
8. Best net touchdowns in all games.
9. Coin toss.

WILD CARD TIES

If it is necessary to break ties to determine the three Wild Card clubs from each conference, the following steps will be taken.

1. If the tied clubs are from the same division, apply the division tiebreaker.
2. If the tied clubs are from different divisions, apply the following steps.

Two Clubs

1. Head-to-Head, if applicable.
2. Best won-lost-tied percentage played within the conference.
3. Best won-lost-tied percentage in common games, minimum of four.
4. Best average net points in conference games.
5. Best net points in all games.
6. Strength of schedule.
7. Best net touchdowns in all games.
8. Coin toss.

Three or More Clubs

(Note: If two clubs remain tied after third or other clubs are eliminated, tiebreaker reverts to step 1 of applicable two-club format. When the first Wild Card team has been identified, the procedure is repeated to name the second Wild Card, i.e. eliminate all but the highest-ranked club in each division prior to proceeding to step 2, and repeated a third time, if necessary, to identify the third Wild Card. In situations where three or more teams from the same division are involved in the procedure, the original seeding of the teams remains the

same for subsequent applications of the tiebreaker if the top-ranked team in that division qualifies for a Wild Card berth.

1. Apply the division tiebreaker to eliminate all but the highest ranked club in each division prior to proceeding to step 2. The original seeding within a division upon application of the division tiebreaker remains the same for all subsequent applications of the procedure that are necessary to identify the three Wild Card participants.
2. Head-to-Head sweep (applicable only if one club has defeated each of the others or one club has lost to each of the others).
3. Best won-lost-tied percentage in games played within the conference.
4. Best won-lost-tied percentage in common games, minimum of four.
5. Best average net points in conference games.
6. Best net points in all games.
7. Strength of schedule.
8. Best net touchdowns in all games.
9. Coin toss.



1995 NFL PRESEASON SCHEDULE

(All Times Local Except Where Noted)

SATURDAY, JULY 29

Hall of Fame Game at Canton, Ohio	
Carolina vs. Jacksonville (ABC)	2:30
Buffalo at Dallas	8:00
San Francisco at Denver	7:00

FIRST WEEKEND

FRIDAY, AUGUST 4

Carolina at Chicago	7:30
Cincinnati at Indianapolis	7:30
Detroit at New England	7:00
Jacksonville at Miami	7:00
Pittsburgh at Buffalo	7:30

SATURDAY, AUGUST 5

American Bowl '95 at Tokyo, Japan	
Denver vs. San Francisco (ESPN)	10:00*
Arizona at Houston	7:00
Atlanta at Philadelphia	7:30
Los Angeles Raiders at Dallas	8:00

New Orleans vs. Green Bay

at Madison, Wis.	12:00
New York Jets at Tampa Bay	7:30
St. Louis at Seattle	7:00
Washington at Kansas City	7:00

SUNDAY, AUGUST 6

N.Y. Giants at Cleveland (NBC)	4:00
--------------------------------	------

MONDAY, AUGUST 7

Minnesota at San Diego (ABC)	5:00
------------------------------	------

SECOND WEEKEND

THURSDAY, AUGUST 10

Jacksonville at Detroit	7:30
-------------------------	------

FRIDAY, AUGUST 11

Kansas City at Arizona	7:30
Miami at Atlanta	7:30
New Orleans at New York Giants	8:00
Tampa Bay at Cincinnati	7:30

SATURDAY, AUGUST 12

American Bowl '95 at Toronto, Ontario	
Buffalo vs. Dallas (FOX)	8:00
Denver at Carolina	7:30
Houston vs. Washington	
at Knoxville, Tenn.	8:00
Indianapolis at Seattle	7:00
Minnesota at New England	8:00
N.Y. Jets vs. Philadelphia	
at Jackson, Miss.	8:00
St. Louis at Los Angeles Raiders	TBA

SUNDAY, AUGUST 13

Green Bay at Pittsburgh (NBC)	1:00
San Francisco at San Diego (TNT)	5:00

MONDAY, AUGUST 14

Chicago at Cleveland (ABC)	8:00
----------------------------	------

THIRD WEEKEND

THURSDAY, AUGUST 17

Cincinnati at Detroit	7:30
New England at Philadelphia (TNT)	8:00

FRIDAY, AUGUST 18

Los Angeles Raiders at Minnesota (FOX)	7:00
St. Louis at Jacksonville	7:00

SATURDAY, AUGUST 19

Buffalo at Kansas City (ESPN)	7:00
Carolina at San Francisco	5:00
Cleveland at Atlanta	7:00
Indianapolis at Green Bay	12:00
N.Y. Jets at N.Y. Giants	8:00
Pittsburgh at Tampa Bay	7:30
San Diego at Houston	7:30
Washington at Miami	7:00

SUNDAY, AUGUST 20

Arizona at Chicago (TNT)	7:00
Seattle at New Orleans	12:00

MONDAY, AUGUST 21

Dallas at Denver (ABC)	6:00
------------------------	------

FOURTH WEEKEND

THURSDAY, AUGUST 24

Chicago at Indianapolis	7:30
Philadelphia at Pittsburgh (ESPN)	8:00

FRIDAY, AUGUST 25

Atlanta at Buffalo	7:30
Cleveland at Arizona	7:30
Denver at Jacksonville	7:00
Detroit at New Orleans	7:00
Miami vs. Tampa Bay at Orlando, Fla.	8:00
New England at Los Angeles Raiders	6:00
New York Jets at Cincinnati	7:30
St. Louis at San Diego	7:30
Washington at Green Bay	6:00

SATURDAY, AUGUST 26

Dallas vs. Houston at San Antonio, Texas	7:00
Kansas City at Minnesota (NBC)	12:30
New York Giants at Carolina	4:00
Seattle at San Francisco (FOX)	5:00

*Eastern Time



1995 NFL Schedule

(All Times Local)

SUNDAY, SEPTEMBER 3

(First Weekend)*

Arizona at Washington	4:00
Carolina at Atlanta	1:00
Cincinnati at Indianapolis	12:00
Cleveland at New England	1:00
Detroit at Pittsburgh	1:00
Houston at Jacksonville	1:00
Kansas City at Seattle	1:00
Minnesota at Chicago	3:00
New York Jets at Miami	4:00
San Diego at Los Angeles Raiders	1:00
San Francisco at New Orleans	12:00
St. Louis at Green Bay	12:00
Tampa Bay at Philadelphia	1:00
Buffalo at Denver	6:00

MONDAY, SEPTEMBER 4

Dallas at New York Giants	9:00
---------------------------	------

SUNDAY, SEPTEMBER 10

(Second Weekend)**

Atlanta at San Francisco	1:00
Carolina at Buffalo	1:00
Denver at Dallas	3:00
Detroit at Minnesota	12:00
Indianapolis at New York Jets	4:00
Jacksonville at Cincinnati	4:00
Los Angeles Raiders at Washington	1:00
Miami at Cincinnati	1:00
New Orleans at St. Louis	12:00
New York Giants at Kansas City	12:00
Pittsburgh at Houston	12:00
Seattle at San Diego	1:00
Tampa Bay at Cleveland	1:00
Philadelphia at Arizona	5:00

MONDAY, SEPTEMBER 11

Green Bay at Chicago	8:00
----------------------	------

SUNDAY, SEPTEMBER 17

(Third Weekend)**

Arizona at Detroit	1:00
Atlanta at New Orleans	12:00
Chicago at Tampa Bay	4:00
Cincinnati at Seattle	1:00
Cleveland at Houston	12:00
Indianapolis at Buffalo	1:00
Jacksonville at New York Jets	4:00
Los Angeles Raiders at Kansas City	12:00
New England at San Francisco	1:00
New York Giants at Green Bay	12:00
San Diego at Philadelphia	1:00
St. Louis at Carolina	1:00
Washington at Denver	2:00
Dallas at Minnesota	7:00

MONDAY, SEPTEMBER 18

Pittsburgh at Miami	9:00
---------------------	------

SUNDAY, SEPTEMBER 24

(Fourth Weekend)*

OPEN DATES: Buffalo, Carolina, Indianapolis, Miami, New England, Seattle

Arizona at Dallas	3:00
Chicago at St. Louis	12:00
Denver at San Diego	1:00
Houston at Cincinnati	4:00
Kansas City at Cleveland	4:00
Minnesota at Pittsburgh	1:00
New Orleans at New York Giants	1:00
New York Jets at Atlanta	4:00
Philadelphia at Los Angeles Raiders	1:00
Washington at Tampa Bay	1:00
Green Bay at Jacksonville	8:00

MONDAY, SEPTEMBER 25

San Francisco at Detroit	9:00
--------------------------	------

SUNDAY, OCTOBER 1

(Fifth Weekend)**

OPEN DATES: NFC Central except Tampa Bay

Dallas at Washington	1:00
Denver at Seattle	1:00
Jacksonville at Houston	3:00
Kansas City at Arizona	1:00
Miami at Cincinnati	1:00
New England at Atlanta	1:00
New York Giants at San Francisco	1:00
Philadelphia at New Orleans	12:00
San Diego at Pittsburgh	4:00
St. Louis at Indianapolis	12:00
Tampa Bay at Carolina	1:00
Los Angeles Raiders at New York Jets	8:00

MONDAY, OCTOBER 2

Buffalo at Cleveland	9:00
----------------------	------

SUNDAY, OCTOBER 8

(Sixth Weekend)**

OPEN DATES: NFC West except Carolina

Arizona at New York Giants	4:00
Carolina at Chicago	12:00
Cincinnati at Tampa Bay	1:00
Cleveland at Detroit	4:00
Green Bay at Dallas	12:00
Houston at Minnesota	12:00
Indianapolis at Miami	4:00
New York Jets at Buffalo	1:00
Pittsburgh at Jacksonville	1:00
Seattle at Los Angeles Raiders	1:00
Washington at Philadelphia	1:00
Denver at New England	8:00



MONDAY, OCTOBER 9

San Diego at Kansas City.....8:00

THURSDAY, OCTOBER 12

(Seventh Weekend)*

OPEN DATES: AFC Central except Jacksonville

Atlanta at St. Louis.....7:00

SUNDAY, OCTOBER 15

Chicago at Jacksonville.....1:00
Dallas at San Diego.....1:00
Detroit at Green Bay.....12:00
Miami at New Orleans.....12:00
Minnesota at Tampa Bay.....1:00
New England at Kansas City.....12:00
New York Jets at Carolina.....4:00
Philadelphia at New York Giants.....1:00
San Francisco at Indianapolis.....12:00
Seattle at Buffalo.....1:00
Washington at Arizona.....1:00

MONDAY, OCTOBER 16

Los Angeles Raiders at Denver.....7:00

THURSDAY, OCTOBER 19

(Eighth Weekend)**

OPEN DATES: NFC East except Washington

Cincinnati at Pittsburgh.....8:00

SUNDAY, OCTOBER 22

Atlanta at Tampa Bay.....1:00
Detroit at Washington.....1:00
Houston at Chicago.....12:00
Indianapolis at Los Angeles Raiders.....1:00
Jacksonville at Cleveland.....1:00
Kansas City at Denver.....2:00
Miami at New York Jets.....1:00
Minnesota at Green Bay.....12:00
New Orleans at Carolina.....1:00
San Diego at Seattle.....1:00
San Francisco at St. Louis.....3:00

MONDAY, OCTOBER 23

Buffalo at New England.....9:00

SUNDAY, OCTOBER 29

(Ninth Weekend)*

OPEN DATES: AFC West except Seattle

Buffalo at Miami.....4:00
Carolina at New England.....1:00
Cleveland at Cincinnati.....1:00
Dallas at Atlanta.....1:00
Green Bay at Detroit.....1:00
Jacksonville at Pittsburgh.....1:00
New Orleans at San Francisco.....1:00
New York Jets at Indianapolis.....1:00
Seattle at Arizona.....2:00
St. Louis at Philadelphia.....1:00
Tampa Bay at Houston.....3:00
New York Giants at Washington.....8:00

MONDAY, OCTOBER 30

Chicago at Minnesota.....8:00

SUNDAY, NOVEMBER 5

(Tenth Weekend)**

OPEN DATES: Jacksonville and Tampa Bay
Arizona at Denver.....2:00
Buffalo at Indianapolis.....1:00
Carolina at San Francisco.....1:00
Detroit at Atlanta.....1:00
Green Bay at Minnesota.....12:00
Houston at Cleveland.....1:00
Los Angeles Raiders at Cincinnati.....1:00
New England at New York Jets.....1:00
New York Giants at Seattle.....1:00
Pittsburgh at Chicago.....3:00
St. Louis at New Orleans.....12:00
Washington at Kansas City.....12:00
Miami at San Diego.....5:00

MONDAY, NOVEMBER 6

Philadelphia at Dallas.....8:00

SUNDAY, NOVEMBER 12

(Eleventh Weekend)*

OPEN DATES: New York Jets and Washington

Atlanta at Buffalo.....1:00
Carolina at St. Louis.....12:00
Chicago at Green Bay.....12:00
Cincinnati at Houston.....12:00
Indianapolis at New Orleans.....12:00
Kansas City at San Diego.....1:00
Los Angeles Raiders at New York Giants.....1:00
Minnesota at Arizona.....2:00
New England at Miami.....1:00
San Francisco at Dallas.....3:00
Seattle at Jacksonville.....1:00
Tampa Bay at Detroit.....1:00
Denver at Philadelphia.....8:00

MONDAY, NOVEMBER 13

Cleveland at Pittsburgh.....9:00

SUNDAY, NOVEMBER 19

(Twelfth Weekend)*

Arizona at Carolina.....1:00
Buffalo at New York Jets.....4:00
Dallas at Los Angeles Raiders.....1:00
Detroit at Chicago.....12:00
Green Bay at Cleveland.....1:00
Indianapolis at New England.....1:00
Jacksonville at Tampa Bay.....1:00
New Orleans at Minnesota.....3:00
New York Giants at Philadelphia.....1:00
Pittsburgh at Cincinnati.....1:00
San Diego at Denver.....2:00
Seattle at Washington.....1:00
St. Louis at Atlanta.....1:00
Houston at Kansas City.....7:00

MONDAY, NOVEMBER 20

San Francisco at Miami.....9:00

THURSDAY, NOVEMBER 23

(Thirteenth Weekend)**

Kansas City at Dallas.....3:00
Minnesota at Detroit.....12:30

SUNDAY, NOVEMBER 26

Atlanta at Arizona.....2:00
Chicago at New York Giants.....1:00
Cincinnati at Jacksonville.....1:00
Denver at Houston.....3:00
Miami at Indianapolis.....1:00
New England at Buffalo.....1:00
New York Jets at Seattle.....3:00
Philadelphia at Washington.....1:00
Pittsburgh at Cleveland.....4:00
St. Louis at San Francisco.....1:00
Tampa Bay at Green Bay.....12:00
Carolina at New Orleans.....7:00

MONDAY, NOVEMBER 27

Los Angeles Raiders at San Diego.....6:00

THURSDAY, NOVEMBER 30

(Fourteenth Weekend)*

New York Giants at Arizona.....6:00

SUNDAY, DECEMBER 3

Atlanta at Miami.....1:00
Cincinnati at Green Bay.....12:00
Cleveland at San Diego.....1:00
Houston at Pittsburgh.....1:00
Indianapolis at Carolina.....1:00
Jacksonville at Denver.....2:00
Kansas City at Los Angeles Raiders.....1:00
New Orleans at New England.....1:00
Philadelphia at Seattle.....1:00
St. Louis at New York Jets.....1:00
Tampa Bay at Minnesota.....12:00
Washington at Dallas.....3:00
Buffalo at San Francisco.....5:00

MONDAY, DECEMBER 4

Chicago at Detroit.....9:00

SATURDAY, DECEMBER 9

(Fifteenth Weekend)**

Arizona at San Diego.....1:00
Cleveland at Minnesota.....11:30

SUNDAY, DECEMBER 10

Buffalo at St. Louis.....12:00
Chicago at Cincinnati.....1:00
Dallas at Philadelphia.....1:00
Detroit at Houston.....12:00
Indianapolis at Jacksonville.....1:00
New Orleans at Atlanta.....1:00
New York Jets at New England.....1:00



Pittsburgh at Los Angeles Raiders.....1:00
San Francisco at Carolina.....1:00
Seattle at Denver.....2:00
Washington at New York Giants.....4:00
Green Bay at Tampa Bay.....8:00

MONDAY, DECEMBER 11

Kansas City at Miami.....9:00

SATURDAY, DECEMBER 16

(Sixteenth Weekend)*

Green Bay at New Orleans.....3:00
New England at Pittsburgh.....12:30

SUNDAY, DECEMBER 17

Arizona at Philadelphia.....1:00
Atlanta at Carolina.....1:00
Cincinnati at Cleveland.....1:00
Denver at Kansas City.....3:00
Jacksonville at Detroit.....1:00
Miami at Buffalo.....1:00
New York Giants at Dallas.....1:00
New York Jets at Houston.....12:00
San Diego at Indianapolis.....4:00
Tampa Bay at Chicago.....12:00
Washington at St. Louis.....12:00
Los Angeles Raiders at Seattle.....5:00

MONDAY, DECEMBER 18

Minnesota at San Francisco.....6:00

SATURDAY, DECEMBER 23

(Seventeenth Weekend)**

Detroit at Tampa Bay.....4:00
San Diego at New York Giants.....12:30
New England at Indianapolis.....8:00

SUNDAY, DECEMBER 24

Carolina at Washington.....4:00
Cleveland at Jacksonville.....1:00
Denver at Los Angeles Raiders.....1:00
Houston at Buffalo.....1:00
Miami at St. Louis.....3:00
Minnesota at Cincinnati.....1:00
New Orleans at New York Jets.....1:00
Philadelphia at Chicago.....12:00
Pittsburgh at Green Bay.....12:00
San Francisco at Atlanta.....1:00
Seattle at Kansas City.....12:00

MONDAY, DECEMBER 25

Dallas at Arizona.....7:00

*FOX doubleheader weekend

**NBC doubleheader weekend



SAINTS TRAIN AT WISCONSIN-LA CROSSE



degrees are offered in 18 disciplines. The 119-acre campus sits in a residential section of La Crosse, a town with a population of about 50,000, midway between towering bluffs and the Mississippi River.

Players will report to the University Thursday, July 20. They are scheduled to break camp Friday, August 18. The Saints will be in River Falls, Wisconsin July 28-29 for practices and a scrimmage with the Kansas City Chiefs. The Minnesota Vikings will visit La Crosse for two practices August 1, while the Chicago Bears will also work twice against the Saints, August 8.

Mailing Address

New Orleans Saints
c/o University of Wisconsin-La Crosse
P.O. Box 3028
La Crosse, WI 54601

Mailing Address for Overnight Courier

New Orleans Saints
c/o University of Wisconsin-La Crosse
Laux Hall
622 East Avenue North
La Crosse, WI 54601

CAMP PHONE NUMBERS

Main Office: (608) 789-4550
Media Relations: (608) 789-4556
Media Relations FAX: (608) 789-4577
Media Relations Recorded News Messages (updated twice daily): (608) 789-4575

For the eighth consecutive summer, the Saints will hold at their training camp at the University of Wisconsin-La Crosse. It marks the second longest stretch the Saints have utilized a training site. They held their camp at Dodgertown in Vero Beach, Fla. for 10 seasons (1974, 76-84). Under a new five-year contract signed this offseason, UWL will serve as the summer home of the Saints through 1999.

Founded in 1909 as the La Crosse Normal School with 176 students, UW-La Crosse is now one of 13 four-year campuses in the University of Wisconsin system with an enrollment of about 8,700. The University, which is known for its strong physical education program, offers nearly 80 undergraduate curriculums in four colleges - Business Administration; Liberal Studies; Science and Health; and Health, Physical Education and Recreation. Master's



WHAT TO LOOK FOR IN 1995

The **Saints** can extend their consecutive games scoring streak of 177. The last time they failed to score was in the 14th game of the 1983 season, when they dropped a 7-0 decision to the Patriots in New England.

Kicker **Morten Andersen** needs to score in each of the first 13 games to break the NFL mark for most consecutive games with a point. He has scored in 174 straight. Former Cincinnati Bengal Jim Breech holds the current record with a point in 186 straight contests.

Andersen and guard **Jim Dombrowski** can extend their consecutive games played streaks of 122.

Andersen can establish a Saints record with his 14th season of service when he steps on the field in 1995.

Andersen (196) can also play in his 200th NFL game.

Wide receiver **Quinn Early** (99), linebacker **Rufus Porter** (98), fullback **Brad Muster** (95) and defensive tackle **Wayne Martin** (91) can play in their 100th NFL contests.

Defensive tackle **Wayne Martin** enters 1995 having started 64 straight contests, the longest current streak on the club.

Quarterback **Jim Everett** needs 2,387 yards passing to become the 17th player in NFL history to accumulate 30,000 yards. He enters 1995 with 27,613 yards.

With 307 more completions, **Everett** would become the 12th quarterback in league history to complete 2,500 passes. In nine NFL seasons, Everett has accumulated 2,193 completions.

With 164 TD passes, **Everett** needs 11 more to become the 33rd player in NFL history to attain 175 touchdown passes.

Wide receiver **Michael Haynes** needs 69 more catches to reach 400 for his career, and 949 yards for 6,000. He enters 1995 with 331 receptions for 5,051 yards in his seven-year career.

Wide receiver **Quinn Early** needs 56 more receptions for 300 in his career, and 590 yards for 4,000. He goes into 1995 with 244 catches for 3,410 yards in his seven-year NFL stint.

Kick/punt returner **Tyrone Hughes** needs 242 more punt return yards to break the Saints' all-time record of 887 currently held by Jeff Groth. Hughes has amassed 646 yards over his first two seasons.

With 32 more kickoff returns, **Hughes** would establish a team record for most returns in a career, now held by Rich Mauti (124). Hughes enters 1995 with 93 returns.


Hughes needs 528 more kickoff return yards to break Mauti's club career record of 2,836. Hughes will begin 1995 with 2,309 yards.

With 492 more combined kickoff and punt return yards, **Hughes** can set a new club standard for a career now held by Mauti, who accumulated 3,446 yards.



SAINTS TICKET INFORMATION

LOUISIANA SUPERDOME - SEATING CAPACITY: 70,852



Season	Single Game	
\$440	Club Level	N/A
\$340	Upper Box	\$37.00
	(formerly Padded Terrace)	
\$310.00	Plaza Level	\$34.00
\$250.00	Upper Sideline	\$30.00
	(formerly Terrace between the 20's)	
\$220.00	Terrace	\$30.00
\$180.00	*Youth/Senior	N/A
N/A	@Group	\$25.00

*Youth must be 12 or under at start of the season; Senior must be over 65. Seating available in certain sections only.

@Groups must consist of 25 or more.

Use your Visa or Mastercard to order tickets by mail. Other mail orders will be accepted when accompanied by a certified check or money order for the amount plus \$1 for handling.

Ticketmaster also processes phone orders. A \$3.75 service charge is required on all phone orders.

For further information, call the Saints ticket office at:
(504) 522-2600

TICKETMASTER PHONE NUMBERS

In New Orleans Area.....	(504) 522-5555
In Baton Rouge Area.....	(504) 336-5000
Outside Louisiana Toll Free.....	(800) 488-5252

SINGLE GAME TICKET OUTLETS

Individual game tickets are available at official Saints ticket outlets at the following locations: NEW ORLEANS/BATON ROUGE AND THROUGHOUT MISSISSIPPI — All Ticketmaster outlets. WESTBANK — Algiers Naval Support Activity.

TICKET OFFICE

The New Orleans Saints ticket office is located in the Louisiana Superdome, gate A ground level. Office hours are from 8:30 a.m. to 5:30 p.m. on weekdays, and 9 a.m. to 5 p.m. on Saturdays before home games. Ticket windows open two hours prior to kickoff on Sundays. Ticket will call is also located at gate A ground level in the Saints ticket office. Tickets can also be ordered through the Saints' ticket sales department by calling (504) 522-2600, 8:30 a.m. to 8:00 p.m. Monday through Friday.



SAINTS ON WWL-RADIO, WWL-TV

In 1995, all Saints games will be aired live on WWL Newsradio, 870 AM, a 50,000-watt, clear channel station. Under terms of a five-year contract signed this offseason, WWL holds exclusive broadcast rights through 1999.

It marks the third time in team history that WWL will serve as the flagship of the New Orleans Saints. WWL also carried Saints games from 1967-75, and again 1982-91.

WWL-TV Sports Director Jim Henderson and former Saints quarterback Archie Manning return to the booth to handle the play-by-play and color analysis, respectively, for the regular season broadcasts. Veteran sportscaster Ken Trahan and WGNO-TV Sports Director Ed Daniels will call the action during the preseason.

WWL-TV (4) will televise all four preseason contests, with Henderson and Manning at the microphones. The August 5 game against the Packers in Madison, and the August 11 matchup against the Giants at the Meadowlands, will be carried live. The two home preseason games, August 20 versus the Seattle Seahawks and August 25 against the Detroit Lions, will be aired live only if sold out 72 hours prior to kickoff. If not, they would be shown on a tape delayed basis the following day.

In addition to coverage on WWL-Radio, WRNO Worldwide will carry Saints games on shortwave frequency to many corners of the world.

The following radio stations will bring Saints football to their areas in 1995 (WWL-Radio affiliates as of 6/10/95):

LOUISIANA

Alexandria.....	KEZP-FM
Baton Rouge.....	WJBO-AM
Bayou Vista.....	KDLP-AM
Bayou Vista.....	KQXI-FM
Bogalusa.....	WBOX-AM/FM
Eunice.....	KJJB-FM
Lafayette.....	KPEL-AM/FM
Lake Charles.....	KLCL-AM
Leesville.....	KVVP-FM
Monroe.....	KNOE-AM
Moreauville.....	KLIL-FM
New Iberia.....	KANE-AM
Shreveport.....	KEEL-AM
Thibodaux.....	KTIB-AM
Winnfield.....	KVCL-AM/FM

MISSISSIPPI

Brookhaven.....	WCHJ-AM
Brookhaven.....	WBKN-FM
Columbia.....	WCJU-AM
Columbia.....	WJDR-FM
Greenville.....	WGVM-AM
Greenville.....	WDMS-FM
Hattiesburg.....	WKNZ-FM
Jackson.....	WJDS-AM
McComb.....	WAKH-FM
Natchez.....	WQNZ-FM

ALABAMA

Mobile.....	WNSP-AM
-------------	---------



MEDIA INFORMATION

MEDIA GATE: Media entrance for Saints games at the Superdome is located on the lower level of the Northwest Parking Garage (side nearest Claiborne Avenue overpass) near the center of the building. The media door opens three hours prior to kickoff. All passes designated for media will call can be picked up at this entrance as well.

CREDENTIAL REQUESTS: Superdome press box space is reserve for the working news media. Requests should be made at least one week advance and directed to Rusty Kasmiersky, director of media relations, New Orleans Saints, 6928 Saints Drive, Metairie, LA 70003. Phone: (504) 733-6147.

TELEVISION AND RADIO: Network television and visiting radio are assigned numbered booths in the main press box. Spotters and statisticians are available upon advanced request.

PHOTOGRAPHERS: Only accredited working photographers are allowed on the sidelines. They must wear a "field photo" credential and kneel behind the 12-foot restricted zone. The bench areas are off limits at all times. Photographers should take special note of the conditions use listed on the credential. Reporters are not permitted to accompany photographers on the sidelines. Photo grips must be at least 18 years of age and must be credentialed in advance.

IMPORTANT: ALL CREDENTIALS ARE ISSUED TO INDIVIDUALS AND ARE NOT TRANSFERABLE.

LOCKER ROOMS: Only accredited working media are allowed in locker rooms after games. There is no admission before the game. Still photographs are not permitted in the Saints locker room postgame.

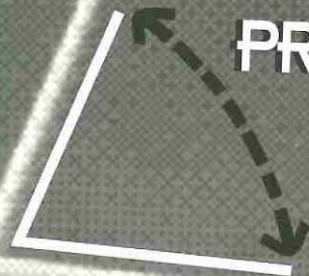
TELEPHONES: Requests for service should be directed to South Central Bell, (504) 528-7940.

COPY TRANSMISSION: Requests for service should be directed to Leon Letulle, formerly of SportsComm, who operates a copy transmission and computer service. He can be reached in advance of the day of the game at (504) 362-6065.

PRESS BOX SERVICES: Statistical information is supplied before, during and after the game. Scores of other games are announced and posted as received. Postgame quotes are provided from both locker rooms. Refreshments are served in the media lounge before the game, halftime and postgame.

TRANSPORTATION: Transportation to Moisant International Airport will be arranged for visiting media with tight departure schedules.

A NEW SOLUTION TO AN OLD MATH PROBLEM



Let's face it, most students think of math as a chore. So getting—and keeping—kids interested in math classes has been a constant challenge for teachers. Now GTE and the National Football League have tackled the problem in an innovative way with Project PASS (Promoting Achievement and Student Skills). Directed at seventh graders, Project PASS presents



basic math problems in an NFL context, using interactive computer technology to develop an understanding of geometry, statistics, and probability concepts. It's a whole new way of looking at math and making it relevant. With Project PASS, the excitement of the playing field is brought into the classroom...and kids who never before scored in math feel like winners.



GTE: TELECOMMUNICATIONS CONSULTANT TO THE NFL
PROJECT PASS: AN NFL/GTE PARTNERSHIP FOR EDUCATION



Castrol®

THE TECHNOLOGY LEADER



Maximum Protection Against Viscosity and Thermal Breakdown...

- Exceeds U.S. and European shear stability requirements for viscosity breakdown protection.
- Unsurpassed thermal stability

Castrol GTX

Engineered For Greater
Protection Against
Breakdown



A Breakthrough in Lubrication Technology...

- Full Synthetic Formula
- Unique Molecular Bonding
- Layer of Protection Far Stronger than Conventional Oils
- Available in SAE 5W-50 and 10W-30

Castrol Syntec

Protects in Ways
Other Oils Can't



The Tough Task Cleaner/ Degreaser from Castrol...

- Solubilizes Grease on Contact, Neutralizing its Ability to Stick to Surfaces
- More Powerful than any Leading Cleaner/Degreaser

SUPER CLEAN

If it Won't Come Clean
with Super Clean...
It Won't Come Clean.