



NEW ORLEANS SAINTS

WEEKLY MEDIA INFORMATION GUIDE

DENVER BRONCOS VS. NEW ORLEANS SAINTS

OCTOBER 17, 2024 @ CAESARS SUPERDOME

GAME INFORMATION | ROSTERS | DEPTH CHART | STATISTICS | PLAYER MINIBIOS



WEEKLY RELEASE

NEW ORLEANS SAINTS



DENVER BRONCOS [3-3] VS. NEW ORLEANS SAINTS [2-4]

GAME #7

THURSDAY, OCTOBER 17, 2024 - 7:15 P.M. (CST)
CAESARS SUPERDOME - NEW ORLEANS, LA.



THE MATCHUP

In their second clash against an AFC opponent in 2024 and their second home game in five days, the New Orleans Saints [2-4] will host the Denver Broncos [3-3] on Thursday Night Football. Thursday night's matchup is the first time the Saints have hosted Denver since November 13, 2016 and it will mark the second consecutive season the Black and Gold host a game on the Thursday Night Football package viewed on Amazon Prime Video.

While the Saints have a 3-9 all-time record against the Broncos, New Orleans broke a five-game losing streak in the series with a 31-3 victory in Denver on November 29, 2020 in their last meeting.

The Saints lost to the Tampa Bay Buccaneers in a 51-27 contest on Sunday at the Caesars Superdome. In that contest, quarterback **Spencer Rattler** made his first career NFL start in place of an injured **Derek Carr** (oblique). Rattler completed 22-of-40 passes for 243 yards with a ten-yard touchdown pass to fellow rookie wide receiver **Bub Means** and two interceptions. Rattler also utilized his feet with four carries for 27 yards. Running back **Alvin Kamara** rushed for a touchdown and also upped his career receptions total to 533, moving into third all-time on the club's receiving list. The tight ends position also connected with Rattler, with **Juwan Johnson** making three receptions for 48 yards and **Foster Moreau** catching two passes for 54 yards, including a club-long 41-yard grab.

On Thursday night, Rattler is expected to make his second consecutive start against one of the National Football League's top-ranked defenses, both in opponent yardage and opponent scoring.

With New Orleans down 17-0 early in the contest, special teams provided a spark to put the team back into it. Wide receiver/return specialist **Rashid Shaheed** returned a punt 54 yards for a touchdown early in the second quarter. Bringing back a punt for a touchdown as a rookie in 2023, the All-Pro returner became only the third Saint reaching the end zone multiple times on a punt return. During a second quarter where the Saints scored all 27 points, the Black and Gold defense had a season-high three interceptions by safety **Johnathan Abram**, cornerback **Paulson Adebo** and defensive end **Cameron Jordan**.

This Week In The NFC South: On Sunday, Atlanta hosts Seattle and Carolina plays at Washington, while Tampa Bay hosts Baltimore on Monday Night Football.

CALLING THE ACTION

TV: Amazon Prime Video (WDSU 6 locally) - Al Michaels (play-by-play), Kirk Herbstreit (color analyst) and Kaylee Hartung (sideline reporter)

NATIONAL RADIO: Westwood One - Kevin Kugler (play-by-play) and Ryan Harris (color analyst)

LOCAL RADIO: WWL (870 AM and 105.3 FM) - Mike Hoss (play-by-play), Deuce McAllister (color analyst) and Jeff Nowak (sideline reporter)

SPANISH LANGUAGE RADIO: Tropical Radio (830 AM, 94.7 FM-Baton Rouge and 105.7 FM-New Orleans) - Mario Jerez (play-by-play), Juan Carlos Ramos (color analyst) and Victor Quinonez (sideline)

THE HEAD COACHES



Dennis Allen was hired as the 17th head coach in New Orleans Saints history on February 8, 2022. Now in his 29th year coaching and 23rd in the NFL, Allen has spent 14 seasons

in New Orleans in two separate stints, including six-and-a-half campaigns (2015-21) as the team's defensive coordinator prior to being promoted to head coach.

During his 23 years of coaching in the NFL, Allen has worked with 13 players who have combined for 26 Pro Bowl selections and he has also coached two *Associated Press* NFL Defensive Rookie of the Year winners and three members of the Pro Football Hall of Fame.

Allen's defenses have consistently been among the most productive in the NFL in a number of categories, including scoring defense, total yards allowed and sacks. The team's defensive play-caller since the middle of the 2015 season, the Saints are the only team in the National Football League to rank in the top ten in opponent points per game each of the past four seasons.

In 2023, Allen guided the Saints to win four of their last five games as the team turned in a 9-8 performance, narrowly missing the playoffs. New Orleans finished 5-3 at home, winning their last three at the Caesars Superdome and captured their last three division contests, including convincing victories over Tampa Bay and Atlanta to close the season.

Prior to rejoining the Saints in 2015, Allen served as head coach of the Oakland Raiders from 2012-14 and as defensive coordinator of the Denver Broncos in 2011.

Allen played safety at Texas A&M from 1992-95, where he started the final 21 games of his career before being signed as an undrafted free agent by the Buffalo Bills in 1996. Prior to entering the National Football League coaching ranks in 2002, Allen served as a graduate assistant at his alma mater from 1996-99 and as a secondary coach at the University of Tulsa from 2000-01. He earned a bachelor of business administration degree and a master's in kinesiology from Texas A&M.

Raised in Hurst, Texas, Allen and his wife Alisson have a daughter, Layla and a son, Garrison.



Sean Payton enters his second season with the Denver Broncos after being named the 20th head coach in franchise history on Feb. 3, 2023.

In his first season with the club in 2023, the Broncos finished with their best re-

cord since the 2016 season at 8-9.

A 35-year coaching veteran with 25 seasons of NFL experience, Payton joined the Broncos after spending 16 seasons as head coach (2006-21) of the New Orleans Saints. While with the Saints, Payton accumulated a regular-season record of 152-89-0 and a 9-8 record in the playoffs. He also led the franchise to its first Super Bowl championship [Super Bowl XLIV] during the 2009 season along with making two NFC Championship Game appearances, winning seven NFC South Division titles and making nine playoff trips.

With New Orleans, Payton helped lead an offense that ranked in the top ten in each season from 2006-19. In his first season with the Saints in 2006, he received unanimous NFL Coach of the Year honors after leading the team to a 10-6 record. Three seasons later, he would lead a team that started the season 13-0 and captured the Super Bowl XLIV championship. In 2018, the Saints had their third 13-win regular season campaign under Payton's supervision and advanced to their third NFC Championship Game.

Prior to joining New Orleans, he spent three years on the Dallas Cowboys staff as assistant head coach/quarterbacks (2003-05). Payton got his first NFL offensive coordinator position with the New York Giants (2000-02) after spending one season as the team's quarterbacks coach (1999). He first entered the NFL with the Philadelphia Eagles (1997-98) as their quarterbacks coach.

Payton played quarterback at Eastern Illinois (1983-86) before playing stops with the Chicago Bruisers (AFL), Ottawa Rough Riders (CFL) and Chicago Bears in 1987. He also coached collegiately at Illinois (1996), Miami of Ohio (1994-95), San Diego State (1988-89 and 1992-93) and Indiana State (1990-91).

Personal: Born on Dec. 29, 1963, in San Mateo, Calif. Payton is married to Skylene. He has one daughter, Meghan, and one son, Connor.

STATISTICAL COMPARISON

2024 Regular Season League Rankings

	Saints	Broncos
Record	2-4	3-3
Scoring Avg. [NFL Rank]	27.8 [6]	18.7 [24]
Opp. Scoring Avg. [NFL Rank]	24.5 [23]	16.0 [4]
Total Off. [NFL Rank]	319.8 [18]	278.2 [29]
Rushing Off. [NFL Rank]	119.5 [12]	107.3 [23]
Passing Off. [NFL Rank]	200.3 [21]	170.8 [27]
Total Def. [NFL Rank]	395.8 [32]	284.3 [4]
Rushing Def. [NFL Rank]	133.7 [20]	114.2 [14]
Passing Def. [NFL Rank]	262.2 [29]	170.2 [5]
Punt Return Avg. [NFL Rank]	14.3 [5]	12.5 [7]
Kickoff Return Avg. [NFL Rank]	28.0 [8t]	26.8 [16]
Turnover Margin [NFL Rank]	+3 [8t]	-1 [18t]
Possession Avg.	29:27	28:26
Touchdowns	20	10
Penalties	36	43
Penalty Yards	360	390
Opp. Penalties	44	48
Opp. Penalty Yards	368	327

SERIES HISTORY

The Broncos lead the series, 9-3, with New Orleans breaking a five-game losing streak in the series with a 31-3 victory at Empower Field at Mile High on November 29, 2020. The Saints' 42-0 victory over Denver on November, 20, 1988 is the club's second-greatest margin of victory over an opponent in franchise history and New Orleans' first victory over Denver. New Orleans quarterback Bobby Herbert completed 20-of-23 passes in the contest, then a club record for completion percentage [87.0]. Running back Rueben Mayes gained over 100 yards rushing for the first time in 20 games and wide receiver Eric Martin recorded two touchdown grabs.

In the 1994 season-ending 30-28 win at Mile High Stadium, wide receiver Torrance Small hauled in six passes for 200 yards, the second-highest receiving yardage total in team record books.

Only five of the 12 games in the series have been decided by a touchdown or less, three by two points and a 1985 loss by one. The Saints are 1-3 in contests played at the Caesars Superdome, 1-4 overall in home games.

SUPERLATIVES

RUSHING YARDAGE vs. BRONCOS [100+yards]

- RB **Rueben Mayes** - 25 carries for 15 yards and a TD, @ the Louisiana Superdome, Nov. 20, 1988
- RB **Latavius Murray** - 19 carries for 124 yards with two TDS, @ Empower Field at Mile High, Nov. 29, 2020

PASSING YARDAGE vs. BRONCOS [300+yards]

- QB **Aaron Brooks** - 30-of-48 for 441 yards with two TDs, @ the Louisiana Superdome, Dec. 3, 2000 - sixth-highest passing yardage total in club history.
- QB **Drew Brees** - 39-of-48 for 421 yards and one TD, @ Invesco Field, Sept. 21, 2008 - tied club record for completions.
- QB **Aaron Brooks** - 34-of-60 for 377 yards and one TD, @ the Louisiana Superdome, Nov. 21, 2004 - Tied club record for passing attempts
- QB **Jim Everett** - 23-of-37 for 343 yards and three TDs, @ Mile High Stadium, Dec. 24, 1994.

RECEIVING YARDAGE vs. BRONCOS [100+ yards]

- WR **Torrance Small** - six receptions for 200 yards with two TDs, @ Mile High Stadium, Dec. 24, 1994 - Second-highest yardage total in club history.
- WR **Joe Horn** - 10 receptions for 170 yards, @ the Louisiana Superdome, Dec. 3, 2000 - Eighth-highest receiving yardage total in club history.
- TE **Donte' Stallworth** - 10 receptions for 122 yards and one TD, @ the Louisiana Superdome, Nov. 21, 2004.
- WR **Robert Wilson** - eight receptions for 122 yards, @ the Louisiana Superdome, Dec. 3, 2000-Teamed with Horn to give New Orleans the fourth pair of 100-yard receivers in the game game in team history.

CONTINUED ON NEXT PAGE

SUPERLATIVES

RECEIVING [cont.]

• WR **Eric Martin** - Eight receptions for 111 yards and two TDs, @ the Louisiana Superdome, Nov. 20, 1988.

SACKS vs. BRONCOS [2+]

• DE **Wayne Martin** - two sacks, @ Mile High Stadium, Dec. 24, 1994.

SERIES FAST FACTS

Saints' Largest Margin of Victory: 42 points, Saints won 42-0 on 11/20/88 at the Louisiana Superdome.

Broncos' Largest Margin of Victory: 25 points, Broncos won 31-6 on 11/22/70 at Tulane Stadium.

Current Series Streak: Saints won last game, 11/29/20-present].

New Orleans' Longest Winning Streak: Two games, 11/20/88-12/24/94.

Broncos' Longest Win Streak: Five games, 23/3/00-11/13/16.

Most Points by Saints in a Game: 42 points, Saints won 42-0 on 1/20/88 at the Louisiana Superdome.

Most Points by Denver in a Game: 38 points, Denver won 38-23 on 12/3/00 at the Louisiana Superdome.

Most Combined Points [Both Teams]: 61 points, Denver won 38-23 on 12/3/00 at the Louisiana Superdome.

Fewest Points by Saints in a Game: Three points, Broncos won 10-3 on 11/4/79 at Mile High Stadium.

Fewest Points by Broncos in a Game: 0 points, Saints won 42-0 on 11/20/88 at the Louisiana Superdome.

Fewest Combined Points [Both Teams]: 13 points, Broncos won 10-3 on 11/4/79 at Mile High Stadium.

CONNECTIONS

Saints Head Coach **Dennis Allen**, served as defensive coordinator in Denver in 2011 when the Broncos won the AFC West division title, advanced to the AFC Divisional round and former Broncos defensive end **Von Miller** was named *Associated Press* NFL Defensive Rookie of the Year...Denver Head Coach **Sean Payton** served as head coach of the Saints from 2006-21, leading the club to a regular season record of 152-89 and playoff mark of 9-8, including capturing the Super Bowl XLIV championship. Payton is the winningest head coach in Saints history.

Allen served on Payton's coaching staff from 2006-10 and from 2015-21, spending the last six and a half seasons as his defensive coordinator...New Orleans Tight Ends Coach **Clancy Barone** coached the Denver tight ends [2009, 2011-14] and offensive line [2010, 2015-16]...Saints Offensive Line Coach **John Benton** is a Durango, Col. native who was a four-year starter as an offensive lineman at Colorado State from 1983-86 and served as an assistant at his alma mater from 1987-90 and from 1995-2003...Saints Senior Offensive Assistant **Rick Dennison** attended Rocky Mountain [Fort Collins, Col.] HS, was a three-year letterman at Colorado State [1976, 1978-79] and played nine seasons at line-backer and on special teams for the Broncos from 1982-90, appearing in 128 games with 52 starts and recording 514 tackles, 6.5 sacks, four interceptions, six forced fumbles and three fumble recoveries. He participated in three Super Bowls as a player and was the team recipient of the Ed Block Courage Award in 1989. Dennison served on the Broncos Coaching staff from 1995-2009 and from 2015-16, coaching special teams, the offensive line and serving as offensive coordinator for four seasons...Saints Offensive Coordinator **Klint Kubiak** prepped at Regis Jesuit [Aurora, Col.] HS and played safety at Colorado State from 2002-05, serving as a team captain as a senior...Kubiak served as offensive assistant/quarterbacks coach for the Broncos from 2016-18 and served as offensive passing game coordinator/quarterbacks coach in 2022...Saints fullback **Adam Prentice** spent his first three college seasons at Colorado State...New Orleans tight end **Taysom Hill** prepped at Highland [Pocatello, Idaho] HS and started 33 of 37 games played in five seasons at Brigham Young. Saints running back **Jamaal Williams** was a teammate of Hill at BYU...New Orleans Defensive Assistant **Matt Giordano** and Denver Running Backs Coach **Lou Ayeni** were teammates with the Indianapolis Colts in 2005...Denver Assistant Special Teams Coach **Chris Banjo** played for New Orleans from 2016-18. New Orleans guard/center **Lucas Patrick** and Banjo were teammates in Green Bay in 2016...Broncos Defensive Line Coach **Jamar Cain** served as LSU's run game coordinator and defensive line coach in 2022...Broncos Vice President of Player Personnel **Cody Rager** served in the New Orleans player personnel department in several positions from 2015-24.

CONNECTIONS

New Orleans Defensive Coordinator **Joe Woods** spent four seasons in Denver from 2015-18, where he served as defensive backs coach his first two seasons and as defensive coordinator his final two... New Orleans Secondary Coach **Marcus Robertson** served as Broncos defensive backs coach from 2017-18...Broncos Senior Offensive Assistant **Pete Carmichael** served on the Saints coaching staff from 2006-23, including serving as offensive coordinator from 2009-23...Denver Head Strength and Conditioning Coach **Dan Dalrymple** served in the same position for New Orleans from 2006-21...Broncos Tight Ends Coach **Declan Doyle** served as an offensive assistant in New Orleans from 2019-22...Denver Defensive Coordinator **Vance Joseph** prepped at Archbishop Shaw (Marrero, La.) HS. Joseph and New Orleans Assistant Head Coach/Special Teams Coordinator **Darren Rizzi** served on the same Miami Dolphins staff in 2016. Robertson and Woods served on Joseph's staff when he was head coach in Denver from 2017-18. Robertson and Joseph also served on the same Arizona Cardinals defensive coaching staff from 2019-22...Denver Offensive Quality Control Coach **Logan Kilgore** went to training camp with the Saints in 2014 and served as quarterbacks coach and offensive coordinator for Isidore Newman (New Orleans, La.) HS in 2022. Patrick was tutored by Broncos Assistant Offensive Line Coach **Austin King** in Chicago in 2022, where King and Saints Quarterbacks Coach **Andrew Janocko** served on the same offensive coaching staff...Broncos Defensive Pass Game Coord./Defensive Backs Coach **Jim Leonhard** went to training camp with the Saints in 2013...Broncos Offensive Coord. **Joe Lombardi** served on the New Orleans staff from 2007-13 and from 2015-20...Broncos Outside Linebackers Coach **Michael Wilhoite** served as a defensive assistant in New Orleans from 2019-20...New Orleans Running Backs Coach **Derrick Foster** served on the same Los Angeles Chargers coaching staff with Wilhoite, Lombardi and Broncos Def. Quality Control Coach **Isaac Shewmaker** from 2021-22...Denver Pass Game Coord. **John Morton** served on New Orleans coaching staffs in 2006 and from 2015-16...Denver Offensive Line Coach **Zach Strief** played tackle for New Orleans from 2006-17, served as the team's radio play-by-play voice from 2018-20 and on their coaching staff from 2021-22.

Broncos Offensive Quality Control Assistant **Favian Upshaw** served on Tulane staffs from 2018-19 and 2022...Denver Senior Defensive Assistant **Joe Vitt** served as assistant head coach/linebackers of the Saints from 2006-16 and served as interim head coach for ten contests in 2012...Saints Senior Defensive Assistant **Peter Giunta** and Vitt served on the same Kansas City Chiefs coaching staff from 2001-03...New Orleans center **Connor McGovern** was a fifth round draft pick of the Broncos in 2016 and played for Denver from 2016-19...New Orleans Defensive Tackle **Nathan Shepherd** and Denver Quarterbacks Coach **Davis Webb** were teammates with the New York Jets in 2018. McGovern and Shepherd played with Denver defensive end **John Franklin-Myers** and quarterback **Zach Wilson** with the Jets...Denver Assistant Head Coach **Mike Westhoff** supervised New Orleans' special teams units from 2017-18. Westhoff worked with Saints linebacker **Demario Davis** on special teams as a rookie with the New York Jets in 2012...New Orleans quarterback **Spencer Rattler**, Denver linebacker **Nik Bonitto** and wide receiver **Marvin Mims Jr.** were college teammates at Oklahoma...Denver fullback **Michael Burton** played for New Orleans in 2020 and was a teammate of Saints safety **Tyrann Mathieu**, linebacker **Willie Gay Jr.** and defensive tackle **Khalen Saunders** in Kansas City...Saints defensive end **Chase Young** and linebacker **Pete Werner** played with Broncos outside linebacker **Jonathon Cooper** at Ohio State...Denver defensive tackle **Jordan Jackson** was a sixth round pick of the Saints in 2022 and spent his rookie season on the team's practice squad...Denver wide receiver **Lil'Jordan Humphrey** was signed by New Orleans as an undrafted free agent in 2019 and played for the Saints from 2019-21...Denver tight end **Lucas Krull** was signed by the Saints as an undrafted free agent in 2022 and spent his rookie season with the team...Broncos kicker **Wil Lutz** was signed by New Orleans at the end of the 2016 preseason, played for the Saints from 2016-22 and is ranked second in club records in scoring [781] and field goals [286]...Denver defensive tackle **Malcolm Roach** prepped at Madison (Baton Rouge, La.) and played his first four NFL seasons for New Orleans from 2020-23...New Orleans quarterback **Derek Carr**, safety **Johnathan Abram** and tight end **Foster Moreau** played with Broncos quarterback **Jarrett Stidham** in Las Vegas in 2022.

CONNECTIONS

Denver cornerback **Patrick Surtain II**'s father Patrick Surtain was a former standout at Edna Karr (New Orleans, La.) HS...New Orleans longsnapper **Zach Wood** and Broncos wide receiver **Courtland Sutton** were college teammates at SMU...Broncos tight end **Adam Trautman** was a third round draft pick of the Saints in 2020 and played three seasons for New Orleans. Rattler played with Denver tight end **Nate Adkins** at South Carolina in 2022...Broncos cornerback **Kris Abrams-Draine** prepped at Spanish Fort (Al.) HS...Denver linebacker **Jonah Elliss** is the younger brother of former Saints linebacker Kaden Elliss.

LAST MEETING

Saints 31, Denver Broncos 3; November 29, 2020 @ Empower Field at Mile High - The game was about the victories on both sides of the ball as the Saints defeated the Broncos in Denver, in an empty stadium due to the COVID-19 pandemic. The contest took another odd twist on gameday, when all three of Denver's quarterbacks were declared out due to COVID-19 protocols and wide receiver Kendall Hinton had to take over signal-caller duties.

It took until the beginning of the second quarter, as the end of an eight-minute drive for the Saints to break the deadlock capped off by a one-yard run for Taysom Hill that made it 7-0. Near the end of the first half, Saints linebacker Kwon Alexander recovered a Denver fumble and took it to the Broncos' 13-yard line for an eventually easy two-yard rushing touchdown by Hill to make it 14-0. With 12 seconds left in the first half, cornerback Janoris Jenkins intercepted a wayward pass to put kicker Wil Lutz in field goal position to make a 40-yard kick, pushing it to 17-0 before the halfway mark.

At the beginning of the third quarter, both teams exchanged interceptions, Denver being the team that eventually capitalized with their only points of the game in the form of a 58-yard field goal. The next two Saints drives put the game beyond reach as running back Latavius Murray rushed 38 yards for his first touchdown of the day, and added an eight-yard rush for his second, sealing a 31-3 win.

DATING GAME

This week's game against Denver is being played on October 17. The Saints are 2-4 on October 17. New Orleans' first October 17 game was in 1971 against the Dallas Cowboys at Tulane Stadium and its last was in 2010 at Tampa Bay, both of them the team's victories on the date. The Black and Gold have played six different teams on the date. The Saints will be looking to win their second consecutive contest on the date of October 17. Here is a brief look at New Orleans' October 17 games:

1971 - The Saints defeat the Dallas Cowboys, 24-14, at Tulane Stadium to even their record at 2-2-1. Rookie QB Archie Manning throw for one touchdown and rushed for 52 yards and one score. The Saints recorded three interceptions.

1976 - The Saints lose to San Francisco 31-3 Candlestick Park.

1993 - New Orleans falls to the Pittsburgh Steelers 37-14 at Three Rivers Stadium to drop to 5-1 on the season.

1999 - The Saints fall to the Tennessee Titans 24-21 at the Superdome.

2004 - New Orleans falls to Minnesota, 38-31, on Sunday Night Football.

2010 - New Orleans defeats the Tampa Bay Buccaneers at Raymond James Stadium, 31-6. The Saints improved to 4-2 on the strength of 158 rushing yards from rookie Chris Ivory and three touchdown passes by QB Drew Brees, including a 41-yard toss to WR Lance Moore and a 42-yard throw to WR Robert Meachem.

NEXT WEEK

Following a mini-bye after playing on Thursday Night Football, the Saints will return to action on Sunday, October 27, when they face their second consecutive AFC West opponent in the Los Angeles Chargers at SoFi Stadium. The contest will have a 3:05 p.m. CT kickoff and will be regionally televised on FOX (WVUE FOX 8 locally). The Chargers lead the all-time series 7-6, but the Saints have won the last four contests. This will be the first time New Orleans plays the Chargers in Los Angeles in the regular season at their new home, SoFi Stadium. New Orleans has a 3-3 record in road matchups against the Chargers in San Diego, the franchise's prior home.

TRANSACTIONS [AUG. 22-OCT. 12]

22 - Placed C **Sincere Haynesworth** on Injured Reserve.

23 - Signed DT **Camron Peterson**, re-signed LB **Andrew Dowell** and waived/injured DE **Trajan Jeffcoat**.

27 - Terminated the contracts of S **Johnathan Abram**, S **Ugo Amadi**, G **Tremayne Anchrum Jr.**, T **Jesse Davis**, LBs **Andrew Dowell** and **Khaleke Hudson**, OL **Shane Lemieux**, WR **Stanley Morgan Jr.**, RB **James Robinson**, WR **Equanimeous St. Brown**, S **Roderic Teamer** and CB **Joejuan Williams**, Waived WR **Kevin Austin Jr.**, S **Millard Bradford**, WR **Shaq Davis**, OL **Mark Evans II**, T **Josiah Ezirim**, TE **Mason Fairchild**, P **Lou Hedley**, DT **Jack Heflin**, G **Kyle Hergel**, TE **Michael Jacobson**, DB **Shemar Jean-Charles**, S **Lawrence Johnson**, RB **Jacob Kibodi**, DE **Niko Lalos**, CB **MacMcCain**, WR **Samson Nacua**, LBs **Monty Rice** and **Mike Rose**, K **Charlie Smyth** and LB **Isaiah Stalbird**, placed RB **Kendre Miller** [designated to return], DT **Camron Peterson**, TE **Kevin Rader** and CB **Rejzohn Wright** on Injured Reserve and placed DE **Tanoh Kpassagnon** and LB **Nephi Sewell** on Reserve/PUP.

28 - Terminated contracts of DT **Kendal Vickers** and **Chandler Brewer**, signed S **Johnathan Abram**, S **Ugo Amadi**, WR **Kevin Austin Jr.**, S **Millard Bradford**, T **Josiah Ezirim**, TE **Mason Fairchild**, G **Kyle Hergel**, LB **Khaleke Hudson**, TE **Michael Jacobson**, RB **Jacob Kibodi**, DE **Niko Lalos**, OL **Shane Lemieux**, K **Charlie Smyth**, LB **Isaiah Stalbird**, WR **Equanimeous St. Brown** and **Vickers** to the practice squad and reached injury settlements with C **Sincere Haynesworth** and DE **Trajan Jeffcoat**.

29 - Signed OL **Austin Deculus** and TE **Treyton Welch** to the practice squad and terminated the practice squad contract of TE **Mason Fairchild**.

September

3 - Reached injury settlement with TE **Kevin Rader**.

7 - Elevated LB **Khaleke Hudson** and DT **Kendal Vickers** to the active roster [standard].

11 - LB **Khaleke Hudson** terminated practice squad contract [signed with Cleveland] and signed DB **Shemar Jean-Charles** to the practice squad.

14 - Elevated DB **Ugo Amadi** and LB **Isaiah Stalbird** to the active roster [standard].

21 - Elevated LB **Isaiah Stalbird** to the active roster [standard].

25 - Placed C/G **Erik McCoy** on Injured Reserve, signed G **Shane Lemieux** to the active roster from the practice squad and signed guard **Chris Reed** to the practice squad.

28 - Elevated G **Kyle Hergel** to the active roster [standard].

October

1 - Signed WR **Jermaine Jackson** to the practice squad and terminated the practice squad contract of RB **Jacob Kibodi**.

4 - Signed C **Connor McGovern** to the active roster from the New York Jets practice squad and waived WR **A.T. Perry**.

7 - Signed G **Kyle Hergel** from the practice squad to the active roster, elevated [standard] S **Johnathan Abram** and LB **Isaiah Stalbird** to the active roster from the practice squad and placed OL **Shane Lemieux** on Injured Reserve.

12 - Activated RB **Kendre Miller** from Injured Reserve, elevated [standard] S **Johnathan Abram** and G **Chris Reed** to the active roster from the practice squad and placed DB **Will Harris** on Injured Reserve.

2024 GAME SUMMARIES

WEEK 1: Saints 47, Panthers 10; Sept. 8, 2024 @ Caesars Superdome - The Saints, behind three **Derek Carr** touchdown passes, two rushing touchdowns and four **Blake Grupe** field goals, defeated the visiting Carolina Panthers, 47-10, at the Caesars Superdome.


The Saints jumped out to a 30-0 lead, scored on their first nine possessions (tying a club record for scores on consecutive possessions) and held the ball for 36:39 in time of possession en route to the highest scoring total and most lopsided opening day result in team history. New Orleans won their sixth consecutive season opener, a club record and the current longest opener winning streak in the NFL.

The New Orleans defense also displayed their mettle, allowing only 193 total net yards of offense by the Panthers and held the Panthers to just one of ten third downs.

The Saints defense recorded three takeaways and CB **Alontae Taylor** became the first Saints defensive back to record three sacks in a contest, but fans were excited by the debut of a new-look offense that helped the Saints control the clock with a rushing game that gained 180 yards and two touchdowns largely behind **Alvin Kamara's** 83 yards. Carr completed 19-of-23 passes (82.6 pct.) for 200 yards with three touchdown passes, zero interceptions and a 142.5 passer rating. The New Orleans defense harassed Carolina QB **Bryce Young** all day, as he completed only 13-of-30 passes for 161 yards with two interceptions and a 32.8 passer rating.

- With the victory, the Saints improved to 23-35 in season openers and extend their club-record winning streak of season openers to six straight, currently the longest streak in the National Football league.
- WR/RS **Rashid Shaheed** led New Orleans with 73 receiving yards on three receptions (24.3 avg.) with one touchdown reception from 59 yards out, the longest play of the game. Including 60 punt return yards, sparked by a 47-yard runback and a 33-yard kickoff return, Shaheed finished with 163 all-purpose yards to start the season.

- Carr connected with two of his tight ends, **Juwan Johnson** and **Foster Moreau** for touchdowns.
- 17 players made their Saints debuts: T **Taliese Fuaga**, G **Lucas Patrick**, LB **Willie Gay Jr.**, DB **Will Harris**, QB **Jake Haener**, WR **Cedrick Wilson Jr.**, CB **Kool-Aid McKinstry**, WR **Bub Means**, CB **Rico Payton**, P **Matthew Hayball**, LB **Khaleke Hudson**, LB **Anfernee Orji**, OL **Oli Udoh**, WR **Mason Tipton**, DTs **Kendal Vickers** and **Khristian Boyd** and DE **Chase Young**.
- With 83 yards rushing and five receptions for 27 yards, Kamara's 110 total yards from scrimmage gave him his 50th career game of at least 100 yards from scrimmage.



WEEK 2: Saints 44, Cowboys 19; Sept. 15, 2024 @ AT&T Stadium - The Saints posted an impressive road victory at Dallas behind the powerful offensive firepower of RB **Alvin Kamara**, the arm of QB **Derek Carr**, the hands of WRs **Chris Olave** and **Rashid Shaheed** and two interceptions by the defense.

The Saints struck first on the opening drive as Carr led the offense down the field on a sequence ending with Kamara rushing for a five-yard touchdown. At the conclusion of Dallas' first drive, K **Brandon Aubrey** booted a 52-yard field goal. New Orleans struck right back for their second score of the first quarter on a 70-yard pass play from Carr to Shaheed to put New Orleans up 14-3.

Leading 35-16 at halftime, the Cowboys got the ball out of the second half and New Orleans moved Dallas out of the red zone in the first drive, when DT **Bryan Bresee** sacked QB **Dak Prescott** and forced him to fumble before it was recovered by Dallas at the New Orleans 22-yard line, forcing a 40-yard field goal. On New Orleans' next 13-play, 70-yard drive, Kamara capped things off with a seven-yard touchdown, his fourth score of the day.

2024 GAME SUMMARIES

SAINTS AT DALLAS (CONT.)

In the fourth quarter, Carr was intercepted on a tipped pass, but on the next play, New Orleans got the ball back on an interception by S **Tyrann Mathieu**, his second takeaway of the season. On the ensuing drive, New Orleans closed out the scoring in the contest with a 26-yard field goal by K **Blake Grupe**. Carr completed 11-of-16 passes for 243 yards with two touchdown throws and one interception, while scoring one rushing touchdown for a 125.0 passer rating. Kamara led the club in rushing with a game-high 115 yards on 20 carries with three touchdowns to go with two receptions for 65 yards, including a career-long 57-yard scoring grab on a screen pass. Shaheed led the Saints in receiving with four grabs for 96 yards with the deep touchdown, reaching the end zone in his third consecutive contest dating back to 2023.

The Saints defense harassed Prescott, sacking him three times and forcing two interceptions. CB **Alontae Taylor** led the team with a career-high nine tackles, while CB **Paulson Adebo** had his first interception of the season and DE **Carl Granderson** picked up 1.5 sacks.

- The win marked the first time the Saints have won in Dallas since a 34-31 overtime victory on December 23, 2012.
- Carr's two touchdown passes moved him into a tie for 26th all-time with Boomer Esiason. With his next scoring pass, he will move into a tie for 25th with Tony Romo.
- Shaheed's career-long 70-yard touchdown reception gives him eight career touchdowns on offense and special teams.
- Mathieu's interception was the 34th of his career since coming into the league in 2013, the most in the NFL over that time.
- A stingy Saints run defense held the Cowboys to 68 yards rushing on 21 carries [3.2 avg.].
- The 91 points by New Orleans in their first two games are tied for the second-most in NFL history through the first two games of a season, behind the Saints' 93 point total in 2009.



WEEK 3: Eagles 15, Saints 12; Sept. 22, 2024 @ Caesars Superdome - Philadelphia S **Reed Blankenship** intercepted Saints QB **Derek Carr** with 48 seconds left to preserve a 15-12 win over New Orleans in the Caesars Superdome.

The Saints had overcome an unsuccessful fourth-and-one conversion attempts and a 65-yard touchdown run by Eagles RB **Saquon Barkley** to take the lead in the fourth quarter with just over two minutes left, 12-7, with a field goal and a 13-yard touchdown connection from Carr and WR **Chris Olave**.

However, upon the Eagles getting the ball back, Philadelphia QB **Jalen Hurts** completed a pass to TE **Dallas Goedert** for a 61-yard gain and Barkley punched in a touchdown from four yards in. The Eagles improved to 2-1, while the Saints fell to 2-1.

Carr completed 14-of-25 passes for 142 yards with one touchdown and one interception. Olave had six receptions for 86 yards, including a 13-yard touchdown catch. RB **Alvin Kamara** rushed for 87 yards and caught three passes for 40 yards from 127 total yards from scrimmage.

DE **Carl Granderson** had 1.5 sacks and a forced fumble and DT **Bryan Bresee** tied a career-high with two takedowns. S **Tyrann Mathieu** had an interception, giving him takeaways in four straight games for the first time in his career dating back to the 2023 season finale. CB **Paulson Adebo** led the team with a career-high ten solo tackles and one pass breakup.

- The loss snapped a four-game winning streak, and a four-game home win streak.
- For the third consecutive game, the Saints scored on their first offensive possession with the Grupe field goal. It marked the first time since Weeks 17 and 18 of the 2022 season and the 2023 season opener, that the Saints scored on their opening possession in three consecutive games.

2024 GAME SUMMARIES

EAGLES VS. SAINTS (CONT.)

- Mathieu's interception was the 35th of his career since coming into the league in 2013. He and Minnesota's Harrison Smith are tied as the NFL's interception leaders among active players.
- Dating back to Week 17 of the 2023 season, New Orleans has won the takeaway battle in five consecutive contests.

WEEK 4: Atlanta Falcons 26, Saints 24; September 29, 2024 @ Mercedes-Benz Stadium - Despite several significant injuries going into the contest and in-game, the Saints took the Falcons to the limit before dropping a 26-24 heartbreaker at Mercedes-Benz Stadium.

Atlanta kicker **Younghoe Koo's** 58-yard field goal with two seconds left was the difference. New Orleans rebounded from a fumbled punt return for a touchdown early in the first quarter to reach the end zone on rushing touchdowns by TE **Taysom Hill** on their first two offensive possessions, his first two scores of the season, before departing with an abdomen injury.

Atlanta took the lead back in the second quarter at 17-14 on a 53-yard Koo field goal and a 44-yard **Troy Andersen** interception return for a touchdown. Koo added to the scoring with a 44-yard field goal midway through the third quarter and then **Blake Grupe** and Koo traded field goals with the Falcons taking the end for the majority of the third and fourth quarters until QB **Derek Carr** engineered a nine-play, 42-yard drive ending with a one-yard touchdown run by RB **Alvin Kamara** with one minute left to pull ahead, 24-23. But Atlanta rallied, as the Falcons gained 30 yards on a pass interference penalty to set up Koo's 58-yard kick.

WEEK 5: Kansas City Chiefs 26, Saints 13; October 7, 2024 @ GEHA Field at Arrowhead Stadium - Despite missing five starters due to various injuries, the New Orleans Saints put forth a valiant effort in a 26-13 loss to the defending Super Bowl champion Kansas City Chiefs on Monday Night Football, closing to within three points early in the fourth quarter before the Chiefs had a late ten-point scoring outburst.

After falling behind 10-0 in the contest, New Orleans moved to within three points midway through the second quarter when QB **Derek Carr** found WR/RS **Rashid Shaheed** for a 43-yard touchdown pass to cap a seven-play, 74-yard drive.

But after Kansas City milked the clock for a 15-play, 44-yard drive that ended with a 34-yard field goal by K **Harrison Butker**, the Chiefs forced a quick three-and-out and drove down the field for a 28-yard field goal. The two successful kicks late in the second quarter gave the Chiefs a 13-7 halftime lead.

New Orleans would rally with a 37-yard interception return by DT **Khalen Saunders** that set up a six-yard touchdown connection between Carr and TE **Foster Moreau**, but the Chiefs then ran down the field in five-plays and 68 yards, extending their lead to ten on a three-yard rushing touchdown by rookie WR **Xavier Worthy**.

WEEK 6: Tampa Bay Buccaneers 51, Saints 27; October 13, 2024 @ Caesars Superdome - With the Buccaneers evacuated to New Orleans for their practice week due to Hurricane Milton, the Saints got caught in a storm of emotion and offensive production by Tampa Bay in a loss that dropped them to 2-4. Tampa Bay, who scored 24 unanswered points in the second half after trailing 27-24 at halftime, had 595 total yards of offense.

In the contest, QB **Spencer Rattler** made his first career NFL start in place of an injured **Derek Carr** [oblique]. Rattler completed 22-of-40 passes for 243 yards with a ten-yard touchdown pass to fellow rookie wide receiver **Bub Means** and two interceptions. Rattler also utilized his feet with four carries for 27 yards.

Buccaneers QB **Baker Mayfield** overcame three second quarter interceptions to complete 24-of-36 passes for 325 yards with four touchdown passes. He was aided by a ground game that added 277 yards and two touchdowns.

Mayfield and the Buccaneers jumped out to a 17-0 first quarter lead, but New Orleans would rally. Special teams provided a spark to put the team back into it. WR/RS **Rashid Shaheed** returned a punt 54 yards for a touchdown early in the second quarter to put the Saints within seven. On Tampa Bay's next possession, CB **Paulson Adebo** intercepted Mayfield and K **Blake Grupe** drilled a 29-yard field goal.

2024 GAME SUMMARIES

TAMPA BAY VS. SAINTS (CONT.)

Two plays after the field goal, S **Johnathan Abram** intercepted a tipped pass and returned it 30 yards to the Tampa Bay ten-yard line. Rattler then connected with fellow rookie WR **Bub Means** for a ten-yard touchdown to put New Orleans ahead 20-17. After Tampa Bay took the lead quickly on a Mayfield touchdown pass, the Saints responded with a seven-play, 70-yard drive that ended with a four-yard rushing touchdown by RB **Alvin Kamara** to give the Saints would would be a 27-24 halftime lead.

The two clubs traded punts on the first two possessions of the third quarter, but on New Orleans' second possession of the quarter, Tampa Bay turned up the heat on Rattler with two straight sacks on first and second down, forcing a punt. On Tampa Bay's next drive, Mayfield connected with WR **Chris Godwin** on a 55-yard touchdown to give the Buccaneers the lead for good on the afternoon.

SAINTS HALL OF FAME

BREES TO BE INDUCTED INTO SAINTS HALL OF FAME
QB Drew Brees will be recognized in a halftime ceremony for his induction into the New Orleans Saints Hall of Fame.

Originally a second round draft pick of the San Diego Chargers in 2001 out of Purdue, Brees agreed to terms with New Orleans on a five-year contract on March 14, 2006 and went on to have the most prolific playing career for a Saint in franchise history, owning every club passing record and leading the team to new heights with a Super Bowl XLIV victory. From 2006-20, Brees' record as a starter for the Saints was 151-94 (.616) in the regular season and postseason combined, easily making him the winningest signal-caller in franchise history. Brees retired as the holder of virtually every passing record in club record books with his 15 years of service and 228 regular season starts for the Black and Gold, both the highest totals in the team's history. From 2006-20, Brees led the NFL with 68,010 passing yards, 491 touchdown passes, 8,742 attempts, 6,017 completions, a 68.8 completion percentage, 116 games with at least 300 yards passing, 16 with at least 400 and 518 completions of 25 yards or more.



HONORS

WEEK 2: NFC Offensive Player of the Week, FedEx Ground Player of the Week and LFG (Tom Brady-FOX) Player of the Game Award - RB Alvin Kamara
Made a significant impact in the running game and passing game in New Orleans' 44-19 win at the Dallas Cowboys. Kamara carried 20 times for 115 yards [5.8 avg.] with three touchdowns and caught two passes for 65 yards, including a career-long 57-yard touchdown.

2024 SCHEDULE

PRESEASON

Date	Opponent	Result
Aug. 10	@ Arizona Cardinals	W, 16-14
Aug. 18	@ San Francisco 49ers	L, 10-16
Aug. 25	TENNESSEE TITANS	L, 27-30

REGULAR SEASON

Date	Opponent	Result
Sept. 8	CAROLINA PANTHERS	W, 47-10
Sept. 15	@ Dallas Cowboys	W, 44-19
Sept. 22	PHILADELPHIA EAGLES	L, 12-15
Sept. 29	@ Atlanta Falcons	L, 24-26
Oct. 7	@ Kansas City Chiefs	L, 13-26
Oct. 13	TAMPA BAY BUCS	L, 27-51
Oct. 17	DENVER BRONCOS	7:15/Amazon
Oct. 27	@ L.A. Chargers	3:05 p.m./FOX
Nov. 3	@ Carolina Panthers	Noon/CBS
Nov. 10	ATLANTA FALCONS	NOON/FOX
Nov. 17	CLEVELAND BROWNS	NOON/FOX
Dec. 1	LOS ANGELES RAMS	3:05/FOX
Dec. 8	@ New York Giants	Noon/FOX
Dec. 15	WASHINGTON COMMANDERS	NOON/FOX
Dec. 23	@ Green Bay Packers	7:15 p.m./ESPN
Dec. 29	LAS VEGAS RAIDERS	NOON/FOX
TBD	@ Tampa Bay Bucs	TBD/TBD

TEAM NOTES

EVANS SELECTED TO SAINTS RING OF HONOR

Former Saints G Jahri Evans will be inducted into the club's Ring of Honor during a halftime ceremony of the team's contest against the Cleveland Browns on November 17.

Evans, 6-4, 318, was originally a fourth round draft pick (108th overall) of the Saints in 2006 out of Bloomsburg and developed into an anchor for one of the most dominant offenses in NFL history during his tenure with the Saints. The Philadelphia, Pa. native started all 169 regular season games he played in at right guard and all of the team's ten postseason contests during that period, including all three during the 2009 campaign when the Saints captured Super Bowl XLIV.

A five-time Associated Press All-Pro (2009-13), Evans was selected first-team four times, twice as much as any other Saint. Evans was selected to six straight Pro Bowls (2009-14) and was named to the Pro Football Hall of Fame's 2010's All-Decade Team. During his 11-year tenure, the Saints were ranked first in the NFL in total offense (net yards per game) six times (2006, 2008-09, 2011, 2014 and 2016) and in scoring (points per game) twice (2008-09). The 274 sacks surrendered by the Saints offensive line from 2006-16 were the lowest total in the NFL over the period and the unit was recognized twice (2009 and 2011) as the winner of the Madden Pro-tector Offensive Line Award.

Evans closed out his playing career starting 14 games at right guard for the Green Bay Packers in 2017, finishing with 183 total games played/started. A Pro Football Hall of Fame semifinalist in 2023 and finalist in 2024, Evans began his coaching career as an offensive assistant for the Saints in 2023.



BRONCOS VS. SAINTS

FAMILY TIES

Numerous Saints players, coaches and administrators are not the only members of their families to make a name for themselves in pro football. 18 Saints players, coaches or front office staff have relatives who have played, coached or served in the front office in the NFL.

Head Coach Dennis Allen - Late father, Grady Allen, played linebacker for the Atlanta Falcons from 1968-72.

Offensive Coordinator Klint Kubiak - Father, Gary, played quarterback for the Denver Broncos from 1983-91 and served as an assistant for 15 years for Denver, San Francisco and Minnesota. Gary Kubiak was head coach of the Houston Texans from 2006-13 and the Denver Broncos from 2015-16, including the Super Bowl 50 champions. Brother Klay, serves as the 49ers passing game specialist. Brother Klein works in the Dallas Cowboys player personnel department.

Vice President/Asst. General Manager-College Personnel Jeff Ireland - Stepson of Chiefs Hall of Fame linebacker/center E.J. Holub. Grandson of Philadelphia Eagles running back and Chicago Bears personnel executive Jim Parmer.

National Scout Terry Wooden - Brother, Jojo is Senior Director of Player Personnel for the Las Vegas Raiders.

QB Derek Carr - Older brother, David was the No. 1 overall pick in the 2002 NFL Draft by the Houston Texans and played quarterback in the league for 11 seasons with Houston, Carolina, the New York Giants and San Francisco. Uncle, Lon Boyett, played tight end for Tampa Bay, the Raiders and San Francisco.

LB Demario Davis - Cousin of the late Steve McNair, the standout quarterback for the Tennessee Titans [1995-2005] and Baltimore Ravens [2006-07].

QB Taysom Hill - Brother-in-law, David Nixon, played linebacker and on special teams for the Oakland Raiders [2009], Houston Texans [2010] and St. Louis Rams [2010-11].

DB Jordan Howden - Cousin, Saladin Martin, played cornerback with the New York Jets [1980] and San Francisco 49ers [1981].

TE Juwan Johnson - Brother, George, played defensive end for eight years in the NFL with the Tampa Bay Buccaneers, Minnesota Vikings, Detroit Lions and Saints.

DE Cameron Jordan - Father, Steve, had a prolific 13-year career at tight end for the Minnesota Vikings, with six Pro Bowl selections, being inducted into their Ring of Honor.

C/G Erik McCoy - Cousin of former Dolphins and Buccaneers running back Jorvorski Lane.

LB Nephi Sewell - One brother Penei, is a member of the Detroit Lions after getting selected seventh overall in the 2021 NFL Draft. Another brother, Noah, was selected by the Chicago Bears in the fifth round of the 2023 NFL Draft.

Practice Squad WR Equanimeous St. Brown - Younger brother, Amon-Ra, plays wide receiver for the Lions.

LB Pete Werner - Father, Greg, played nine games at right end and on special teams for the New York Jets in 1989 and went to training camp with the Philadelphia Eagles in 1990.

WR Cedrick Wilson Jr. - Father, Cedrick Sr., is a former NFL wideout, who played for seven years in the league, including a Super Bowl championship with the Pittsburgh Steelers.

Area Scout Joey Vitt - Father, Joe Vitt, is a longtime NFL assistant coach, who served as assistant head coach/linebackers of the Saints from 2006-16 and also had coaching stints with the Seattle Seahawks, Baltimore Colts, Los Angeles/St. Louis Rams, Kansas City Chiefs, New York Jets and Denver Broncos.

Area Scout Matt Phillips - Father, Ted, worked in the Chicago Bears front office from 1983-2022, including serving his last 24 years as team president.

BRONCOS VS. SAINTS

ROSTER FACTS AND FIGURES

Oldest Saints Player: Linebacker Demario Davis, 35, 1/11/89

Youngest Saint: Cornerback Kool-Aid McKinstry, 22, 9/30/02

Most Seasons as a Saint: Defensive End Cameron Jordan - 13

Most NFL seasons: Jordan - 14

Most consecutive starts: Safety Tyrann Mathieu, 39

Consecutive games played: Longsnapper Zach Wood, 120

Most playoff experience: Jordan and Mathieu, 11 games

Heaviest Saint: Tackle Trevor Penning, 325

Tallest Saint: Tackles Landon Young and Trevor Penning, 6-7

Shortest Saint: Kicker Blake Grupe, 5-7

Former first round draft picks: 9 - Defensive Tackle Bryan Bresee, Tackle Taliese Fuaga, Jordan, Cornerback Marshon Lattimore, Wide Receiver Chris Olave, Penning, Center/Guard Cesar Ruiz and Defensive Ends Payton Turner and Chase Young.

Pro Bowlers: 9 - Quarterback Derek Carr, Linebacker Demario Davis, Defensive Back J.T. Gray (special teams), Jordan, Running Back Alvin Kamara, Lattimore, Mathieu, Wide Receiver/Return Specialist Rashid Shaheed and Young.

College with the most Saints: 4 - Ohio State - (Olave, Lattimore, Linebacker Pete Werner and Young).

MY HOMETOWN

New Orleans Saints players (53-man player roster) come from 23 states, two from Ontario, Canada and one from Australia. Of the players on the team's roster, California (QB Derek Carr, DEs Isaiah Foskey and Carl Granderson, QB Jake Haener, DB Jordan Howden, RB Jordan Mims, WR Chris Olave, FB Adam Prentice, WR/RS Rashid Shaheed and RB Jamaal Williams) claims the most with ten.

ROSTER ROLL CALL

On the Saints active roster as of October 7, 35 were on the active roster, a reserve list of the practice squad at the end of the 2023 season. Among newcomers, the roster includes seven unrestricted free agents, one trade acquisition, six draft picks, four rookie free agents.

Of the players, 24 have less than four years of previous NFL experience, including ten rookies. The following is a breakdown of New Orleans' roster by years of experience (year entering): 14 years - 1, 13 years - 1, 12 years - 1, 11 years - 1, 8 years - 7, 7 years - 3, 6 years - 4, 5 years - 4, 4 years - 5, 3 years - 5, 2 years - 7, 1 year - 2, rookies - 11.

HIGHER EDUCATION

40 colleges and universities are represented on the Saints' 53-man roster. Of that total, eight are represented by multiple Saints, four from Ohio State, three from Fresno State and two from BYU, Mississippi State, LSU, Notre Dame, Tennessee, Northern Iowa, South Carolina and Vanderbilt.

TURNOVER RATIO LEADER

After finishing 31st in the NFL at -11 in 2022, New Orleans finished the 2023 season tied for third in turnover differential at +11 and ranked second in the NFC. The Saints won the turnover battle in eight games in 2023 and posted a 6-2 record in those contests. In 2024, they are tied for eighth at +3, not having lost the battle in any contests.

2024 NFL TURNOVER DIFFERENTIAL LEADERS

Team	Takeaways			Giveaways			Diff
	Ints.	Fum	Total	Ints.	Fum	Total	
1. GB	9	8	17	6	2	8	+9
2t. Buf.	5	4	9	0	2	2	+7
2t. LAC	5	4	9	1	1	2	+7
2t. Pit.	7	4	11	1	3	4	+7
5t. Chi.	7	6	13	5	2	7	+6
5t. Det.	7	3	10	4	0	4	+6
7. Min.	11	2	13	4	5	9	+4
8t. NO	10	2	12	6	3	9	+3
8t. SF	6	5	11	4	4	8	+3
10. TB	5	4	9	5	2	7	+2

BRONCOS VS. SAINTS

TAKEAWAY TURNAROUND

After finishing tied for 31st in the NFL in 2022 with only 14 takeaways, New Orleans more than doubled that figure in 2023 with 29 forced turnovers on defense and special teams, ranking fourth in the NFL. Their 12 forced turnovers in 2024 are ranked fourth in the league with ten interceptions and two fumble recoveries.



2024 NFL TAKEAWAY LEADERS

Team	Takeaways		
	Ints.	Fum	Total
1. GB	9	8	17
2t. Min.	11	2	13
2t. Chi.	7	6	13
4. NO	10	2	12

POINTS PER GAME

In 2023, New Orleans finished ranked ninth in the National Football League in scoring (23.6 ppg.) after finishing ranked 22nd in the 2022 campaign (19.4 ppg.). Ranked sixth in the NFL in scoring in 2024, the Saints' 91 points through two games were tied for the second-most points by a team with the 1971 Dallas Cowboys through the first two games of a season since the 1970 AFL-NFL merger and behind the 2009 Saints (93).



2024 NFL POINTS PER GAME LEADERS

Team	Pts.	Pts./Gm.
1. Detroit	151	30.2
2t. Tampa Bay	178	29.7
2t. Washington	178	29.7
4. Baltimore	177	29.5
5. Buffalo	142	28.4
6. New Orleans	167	27.8

LARGEST POINT TOTALS THROUGH THE FIRST TWO GAMES OF A SEASON SINCE 1970

Team	Year	Pts.
1. New Orleans	2009	93
2t. New Orleans	2024	91
2t. Dallas	1971	91

OPPONENT POINTS PER GAME

After ranking in the top 10 in opponent points per game in 2020 and 2021, New Orleans had slipped in 2022 to 31st (28.9 ppg), going into the Week Eight contest vs. Las Vegas. Since that 24-0 shutout of the Raiders, New Orleans is ranked fifth in the NFL in opponent points per game (18.8), moving up to ninth to conclude 2022. The Saints finished the 2023 season eighth in opponent points per game after giving up only 14.4 points per game over the last five contests, best in the NFL over that period.



NFL OPPONENT POINTS PER GAME LEADERS FROM OCT. 30, 2022-PRESENT

Team	Pts.	Pts./Gm.
1. San Francisco	572	17.3
2. Baltimore	561	17.5
3t. Kansas City	576	18.0
4t. Pittsburgh	594	18.0
5. New Orleans	619	18.8

CONT. ON NEXT PAGE

BRONCOS VS. SAINTS

OPPONENT POINTS PER GAME (CONT.)

NATIONAL FOOTBALL LEAGUE OPPONENT POINTS PER GAME LEADERS FROM DEC. 10, 2023-JAN. 7, 2024

Team	Pts.	Pts./Gm.
1. New Orleans	72	14.4
2. Las Vegas	75	15.0
3. Tampa Bay	80	16.0
4. Chicago	83	16.6
5. Buffalo	84	16.8

Since Head Coach Dennis Allen's second full season in charge of the Saints defense in 2017, New Orleans ranks first in the NFC and fifth in the National Football League in opponent points per game.

NATIONAL FOOTBALL LEAGUE OPPONENT POINTS PER GAME LEADERS SINCE 2017

Team	Pts.	Pts./Gm.
1. Baltimore	2,311	19.1
2. New England	2,358	19.5
3. Buffalo	2,359	19.8
4. Pittsburgh	2,437	20.1
5. New Orleans	2,511	20.8

SHUTOUT CITY

Following a 34-0 shutout at New England on Oct. 8, 2023, New Orleans is the only team to have three shutouts in the last three seasons. Buffalo (2), Jacksonville (2) and New England (2) are the only other teams to have multiple shutouts in the past four seasons.

ROAD WARRIORS

Since 2006, the Saints have the best road record in the NFC and second-best in the NFL at 84-65 [.564]. Following Thursday night's game against Denver, New Orleans will not return home until Nov. 10.

NFL REGULAR SEASON ROAD RECORDS SINCE 2006

Team	Record
1. New England	95-53
2. New Orleans	84-64
3. Dallas	83-66
4. Pittsburgh	82-66-1
5. Philadelphia	80-67-1

Since 2009, with a 72-53 [.576] road mark, the Saints have the best record in the NFC and third-best in the National Football League.



NFL REGULAR SEASON ROAD RECORDS SINCE 2009

Team	Record
1. Kansas City	75-48
2. New England	74-50
3. New Orleans	72-53
4. Pittsburgh	70-54-1
5. Philadelphia	67-57

Since 2018, with a 34-19 [.642] road mark, the Saints have the best road record in the NFC and third-best in the NFL.

NFL REGULAR SEASON ROAD RECORDS SINCE 2018

Team	Record
1. Kansas City	42-11
2. Baltimore	34-18
3. New Orleans	34-19

AT HOME IN THE DOME

Since 2008, the Saints have posted an 87-43 regular season home record, fifth-best in the NFL. The Saints finished 5-3 at the Caesars Superdome in 2023, finishing with a winning home record for the first time since 2020's 6-2 mark.

NATIONAL FOOTBALL LEAGUE REGULAR SEASON HOME RECORDS SINCE 2008

Team	Record
1. Green Bay	95-30-2
2. New England	95-35
3. Pittsburgh	92-39-1
4. Baltimore	93-39
5. New Orleans	87-43

CONT. ON NEXT PAGE

AT HOME IN THE DOME (CONT.)



Below is a breakdown of the club’s regular season record on their home turf since 2008:

September.....	17-11
October.....	25-8
November.....	22-10
December.....	19-14
January.....	2-2
Playing at noon or before.....	47-31
Playing between 3:05-3:30.....	15-3
Playing in prime time.....	23-11
Played on Thursday.....	3-3
Played on Friday.....	1-0
Played on Saturday.....	1-1
Played on Sunday.....	70-36
Played on Monday.....	11-6
Playing against the NFC South.....	32-18
Played against the NFC (non-NFC South).....	35-14
Played against the AFC.....	14-12
Vs. Arizona.....	2-0
Vs. Atlanta.....	11-5
Vs. Baltimore.....	0-2
Vs. Buffalo.....	1-1
Vs. Carolina.....	11-6
Vs. Chicago.....	3-0
Vs. Cincinnati.....	0-2
Vs. Cleveland.....	1-1
Vs. Dallas.....	3-2
Vs. Denver.....	0-1
Vs. Detroit.....	3-3
Vs. Green Bay.....	3-1
Vs. Indianapolis.....	2-0
Vs. Houston.....	2-0
Vs. Jacksonville.....	1-1
Vs. Kansas City.....	0-2
Vs. Las Vegas.....	2-1
Vs. Los Angeles Chargers.....	3-0
Vs. Los Angeles Rams.....	4-0

Vs. Miami.....	1-1
Vs. Minnesota.....	3-2
Vs. New England.....	1-1
Vs. New York Giants.....	4-1
Vs. New York Jets.....	2-0
Vs. Philadelphia.....	2-1
Vs. Pittsburgh.....	2-0
Vs. San Francisco.....	3-3
Vs. Seattle.....	3-0
Vs. Tampa Bay.....	10-7
Vs. Tennessee.....	1-1
Vs. Washington.....	2-1

PRIME TIME POWER

Since 2006, the Saints have the seventh-best record in prime-time contests. New Orleans will play their second prime-time contest of the season on Thursday night vs. Denver.



TOP SEVEN NFL PRIME TIME RECORDS SINCE 2006

Team	W	L	T	Pct.
Seattle Seahawks	39	22	1	.639
New England Patriots	50	29	0	.633
Pittsburgh Steelers	53	31	0	.631
Baltimore Ravens	40	24	0	.625
Kansas City Chiefs	38	23	0	.623
Dallas Cowboys	58	38	0	.604
New Orleans Saints	39	28	0	.582

BUCKING THE ODDS

The Saints have a long tradition of finding players as free agents signed after the draft that make an impact immediately or after developing their careers initially on the practice squad. Several undrafted Saints on the roster play key roles on offense, defense and special teams, including five undrafted rookies who are on the 53-man roster.

CONT. ON NEXT PAGE

BRONGOS VS. SAINTS

Over the past 21 years, the Saints (2018-22: DB **J.T. Gray**, WR/RS **Deonte Harty** and WR/RS **Rashid Shaheed**) and San Diego/Los Angeles Chargers (2003: G **Kris Dielman**, TE **Antonio Gates** and WR **Kasim Osgood**) are the only two teams to have three players signed as undrafted free agents be selected to a Pro Bowl for the team that originally signed them.

In 2023, Shaheed was no longer a secret around the National Football League, as he appeared in 15 games with six starts and caught 46 passes for 719 yards (club-best 15.6 avg.) with five touchdown grabs to tie for the team lead, including seven receptions of 40-or-more yards, while also carrying seven times for 37 yards and ranking second in the NFC and third in the NFL in punt return average (13.6) and tenth in the league in all-purpose yards (1,479), despite missing two contests with a quad injury. Tying for the team lead with six total touchdowns including a punt return touchdown, Shaheed was selected as both Pro Bowl starter as a return specialist and as a first-team *Associated Press* All-Pro as a punt returner.

An integral part of both the team's offense and return game, Shaheed and the Saints agreed to a contract extension prior to the start of training camp. Through six games, Shaheed has 20 receptions for 349 yards (17.5 avg.) with touchdowns of 43-, 59- and 70 yards, carried six times for 29 yards, returned nine punts for a league-best 143 yards (NFL-high 15.9 avg.) and six kickoff returns for 171 yards (28.5 avg.). Rasheed's 15.9 punt return average ranks first in the NFL and his 692 all-purpose yards rank second. Overall, since coming into the league in 2022, his 14 catches of 40 yards or more rank second in the NFL. With his second career punt return on a 54-yard runback on Sunday vs. Tampa Bay, Shaheed joins Reggie Bush (4) and Tyrone Hughes (2) as only the third Saint with multiple punt returns for touchdowns.

2024 NFL PUNT RETURN AVERAGE LEADERS

Rk. Player	Punt Return Average
1. Rashid Shaheed	15.9
2. Marvin Mims Jr.	12.5
3. Deonte Harty	10.6

2024 NFL ALL-PURPOSE YARDAGE LEADERS

Rk. Player	ALL-PURPOSE YARDS
1. Derrick Henry	753
2. Rashid Shaheed	692
3. Jordan Mason	684

Including his two punt returns for touchdowns that exceeded 50 yards, Rashid is ranked second in the NFL for the most touchdowns of 40+ yards since 2022.

MOST 40+ YARD TOUCHDOWNS SINCE 2022

Rk. Player	40+ Yard TDs
1. Tyreek Hill	12
2. Rashid Shaheed	10
3. Ja'Marr Chase	9

Originally signed as an undrafted free agent in 2018, spending part of his rookie season on the practice squad, Gray's 78 special teams tackles since 2019 rank first in the National Football League, as he has been selected as both an *Associated Press* first-team All-Pro and Pro Bowler. In 2023, the special teams captain finished the season with 11 coverage stops to lead the team and tie for 12th in the league, despite missing three contests with injuries. In 2024, he is ranked first on the team with 13 stops and had a blocked punt on Sept. 22 vs. Philadelphia.

DE **Carl Granderson** joined the club in 2019 as an undrafted free agent out of Wyoming and has appeared in 77 regular season games with 30 starts, posting 203 tackles (116 solo), 26 sacks for a loss of 166.5 yards, two passes defensed, four forced fumbles and two recoveries. In 2023, Granderson earned the starting right end position and posted a career-high 78 tackles (44 solo), led the team with a career-best 8.5 sacks for a loss of 55 yards, defensed one pass and forced a fumble and recovered one. Granderson's 78 stops ranked fifth in the National Football League among defensive linemen and were the most by a Saints lineman since 2004. He has opened all six games in 2024 and has 24 tackles (13 solo), three sacks and one forced fumble.

CONTINUED ON NEXT PAGE

BUCKING THE ODDS (CONT.)

New Orleans signed P **Matthew Hayball** out of Vanderbilt following the NFL Draft. The West Adelaide, Australia native finished as Vandy's all-time leader in punting average (46.5) and was a consensus second-team All-American in 2023, when he ranked seventh nationally in net (43.1). Hayball won a training camp competition to secure the job. In the first six games, he has punted 20 times with a 41.0 net punting average. He enjoyed his most productive performance to date on Sunday vs. Tampa Bay with a career-long 58-yard punt and three dropped inside the 20-yard line.

Joining New Orleans following the 2023 NFL Draft, after a graduate transfer season at Notre Dame and playing most of his college career at Arkansas State, K **Blake Grupe** won a preseason competition to handle placekicking duties and in two seasons, has drilled 40-of-47 field goal attempts (85.1 pct.), including drilling all ten kicks in 2024 with a career-long of 57 yards in the season-opening win over Carolina. Dating back to the Dec. 17, 2023 win over the New York Giants, Grupe has made 16 consecutive field goals, the longest streak of his career.

Signing with New Orleans following the 2024 NFL Draft, G **Kyle Hergel** appeared in 57 games with 56 starts along the offensive lines to North Dakota (2018-21), Texas State (2021-22) and Boston College (2023). An honorable mention All-ACC selection after starting all 13 games for the Eagles at left guard in 2023, Hergel engaged in competition along the offensive line in training camp and after spending the start of the season on the practice squad, has contributed on special teams in three contests in 2024.

TE **Dallin Holker** was signed by New Orleans after a standout graduate transfer campaign at Colorado State, where he posted 64 receptions for 767 yards with six touchdowns, the highest total of yardage and scoring grabs in the college regular season by an Football Bowl Subdivision tight end. Holker's performance in the offseason and training camp secured a roster spot behind Johnson, Taysom Hill and Foster Moreau.

TE **Juwan Johnson** first led Saints tight ends with four touchdown receptions in 2021, converting to the position that offseason after playing wideout in college and as a rookie in 2020, signed as an undrafted free agent from Oregon. In 2022, he led the Black and Gold tight ends in receiving with 42 grabs for 508 yards with a club-best and career-high seven touchdowns, tied for third at the position in the NFL. Johnson led the team's tight ends with 37 grabs for 368 yards with four touchdown grabs in 2023. Johnson has led the Saints with 12 receiving touchdowns over the past three seasons, ranked fourth over that period among league National Football League tight ends.

In 2024, Johnson quickly recovered from foot surgery in June and has played in all six games, recording 12 receptions for 118 yards with one touchdown. In Sunday's contest vs. Tampa Bay, Johnson had three receptions for a season-high 48 yards, combining with Foster Moreau to form an effective tight end duo for quarterback Spencer Rattler in the absence of starter Derek Carr.

After originally signing as an undrafted free agent out of Vanderbilt in 2023, where he led the Commodores in tackles in each of his final three seasons, LB **Anfernee Orji** received the opportunity to see extensive snaps in practice in training camp due to injuries to teammates Demario Davis and Pete Werner. He ranks second on the team with ten coverage stops and has also added 11 defensive tackles.

CB **Rico Payton** signed a college free agent contract in the spring, playing his final four years at Pittsburg State. As a senior in 2023, the St. Louis native recorded 35 tackles with four interceptions and 15 passes defensed. Payton secured a roster spot with his performance in training camp practices and preseason games, leading the team with five passes defensed and adding seven defensive tackles and one coverage stop in three contests. Payton has contributed on both defense and special teams in the first six games with one pass breakup and three coverage stops.

CONTINUED ON NEXT PAGE

BRONCOS VS. SAINTS

After originally signing with New Orleans as an undrafted free agent out of Utah in 2022, LB **Nepi Sewell** has become a valued member of the special teams units in his first two seasons, while also providing depth on defense. In his first full season in 2023 on the active roster, Sewell totaled five coverage stops and one forced fumble on special teams and ten defensive tackles. Sewell is currently on Reserve/Physically Unable to Perform, recovering from a knee injury suffered in Week 17 of the 2023 campaign, but expected to return to practice soon.

WR **Mason Tipton** stuck on the 53-man roster after showing bright spots in training camp practices, following a college career at Yale, where he posted 132 receptions for 1,067 yards with 19 TDs. In 2024, he has six receptions for 40 yards.

BUCKING THE ODDS (CONT.)

NEW ORLEANS SAINTS WHO HAVE JOINED THE TEAM AS UNDRAFTED ROOKIE FREE AGENTS

PLAYER, SCHOOL	SEASON
DB J.T. Gray, Mississippi State	2018
DE Carl Granderson, Wyoming	2019
TE Juwan Johnson, Oregon	2020
LB Nephi Sewell, Utah	2022
WR/RS Rashid Shaheed, Weber State	2022
K Blake Grupe, Notre Dame	2023
LB Anfernee Orji, Vanderbilt	2023
CB Rico Payton, Pittsburg State	2024
P Matthew Hayball, Vanderbilt	2024
TE Dallin Holker, Colorado State	2024
WR Mason Tipton, Yale	2024
G Kyle Hergel, Boston College	2024

SAINTS IN 2024 WHEN:

Leading After First Quarter.....	2-1
Tied After First Quarter.....	0-1
Trailing After First Quarter.....	0-2
Leading at Halftime.....	2-2
Trailing at Halftime.....	0-2
Leading After Third Quarter.....	2-1

Trailing After Third Quarter.....	0-3
Saints Score First.....	2-1
Opponent Scores First.....	0-3
Saints 200+ net Yards Passing.....	1-1
+ 2 Turnover Margin.....	1-0
+ 1 Turnover Margin.....	1-1
Even Turnover Margin.....	0-2
-1 Turnover Margin.....	0-1
Recording 1 Takeaway.....	1-2
Recording 2 Takeaways.....	0-1
Recording 3 Takeaways.....	1-1
Defense Has 3+ Sacks.....	2-1
Indoors.....	2-3
Outdoors.....	0-1
Home Games.....	1-2
Road Games.....	1-2
On Artificial Turf.....	2-3
On Natural Grass.....	0-1
Allowing 20 Or Fewer Points.....	2-1
Scoring 20 Or More Points.....	2-2

SAINTS BY THE NUMBERS

1 - With the Sept. 8 47-10 season-opening win over Carolina, Dennis Allen is the only Saints head coach to win his first three openers in charge of the team. The Saints have won a franchise-record six consecutive season openers dating back to 2019. The six-game opener winning streak is the longest current streak in the National Football League.

4 - With the defense under Allen's supervision since 2016, the Saints have had four of the franchise's 17 shutouts. New Orleans is the only team to have three shutouts since 2021. The Saints have had at least one shutout in each of the past three seasons for the first time since the 1987-89 teams [1986-89]. Also the number of games the Saints kept opponents out of the end zone in 2023. With four home wins in 2024, the Saints will reach 200 regular season victories at the Caesars Superdome.

6 - In the Sept. 15 44-19 win at Dallas, New Orleans scored touchdowns on their first six offensive possessions for only the second time in franchise history, the other occurring on Dec. 21, 2008 at Detroit.

CONTINUED ON NEXT PAGE

SAINTS BY THE NUMBERS (CONT.)

8 - Ring of Honor members, including G Jahri Evans, who will be inducted at halftime of the Nov. 17 game vs. Cleveland.

9 - In the Sept. 8 opening win over Carolina, New Orleans scored on nine straight possessions, their first nine of the contest, tying the club record previously set in 2011 and 2018.

10 - With his second quarter two-yard touchdown reception from QB Derek Carr on Nov. 5, 2023, vs. Chicago, TE Taysom Hill became the first player since QB/HB Frank Gifford to have at least ten career rushing touchdowns, ten career passing touchdowns and ten career receiving touchdowns.

11 - The number of rookies on the 53-man roster, including six draft picks (T Taliese Fuaga, CB Kool-Aid McKinstry, DT Khristian Boyd, LB Jaylan Ford, WR Bub Means and QB Spencer Rattler) and five free agents (P Matthew Hayball, G Kyle Hergel, TE Dallin Holker, CB Rico Payton and WR Mason Tipton).

14 - Number of postseason berths.

18 - Number of interceptions by New Orleans in 2023, tied for third in the NFL, more than doubling and nearly tripling their 2022 total of seven. The Saints' ten interceptions in 2024 through the first six games are ranked second in the NFL, led by CB Paulson Adebode, whose three picks are tied for third. Also the club-best and career-high number of passes defended by Adebode in 2023, ranked third in the league.

28 - Number of teams DE Cameron Jordan has a sack against. The clubs Jordan has not recorded a takedown against are Baltimore, Kansas City, and the New York Jets.

34 - Number of years separated from when the club last had shutouts in three straight seasons (1986-89), after they posted shutouts in 2021 (9-0, Dec. 19 at Tampa Bay), 2022 (24-0, Oct. 30 vs. Las Vegas) and on Oct. 8, 2023 at New England (34-0).

35 - With 35 career interceptions, S Tyrann Mathieu is tied with Vikings S Harrison Smith as the NFL's active leader.

39 - Career number of 300-yard passing games by QB Derek Carr, eighth in the NFL since coming into the league in 2014.

47 - Players sacked by Jordan in his career. Jordan will face Denver rookie QB Bo Nix for the first time on Thursday night.

55 - Kamara needs 55 receptions to surpass Marcus Allen (587) for the fifth-most receptions by a running back in NFL history. Only Larry Centers (827), Marshall Faulk (767), LaDainian Tomlinson (624) and Keith Byars (610) have more. Kamara has 533 career receptions after recording five grabs on Sunday vs. Tampa Bay, also moving him into third in club record books overall.

57 - RB Alvin Kamara had a career-long 57-yard touchdown reception in the Sept. 15 win at Dallas.

58 - The club is in its 58th season of play in 2024.

60 - Club-record number of rushing touchdowns by Kamara, the second-highest league total since he was drafted by the Saints in 2017. The total is tied for 53rd all-time after he rushed for one score on Sunday vs. Tampa Bay. With one rushing touchdown on Thursday night, he would move into a tie for 50th.

75 - Kamara's 75 receptions in 2023 led NFC tailbacks and ranked second in the NFL at running back. With 75 catches in 2024, he would become the first running back in NFL history with at least 75 grabs in six career seasons.

80 - DB J.T. Gray's 80 special teams tackles since coming to the NFL in 2018 rank second in the NFL over the period.

85 - Franchise-record number of total touchdowns by Kamara, second-highest in the NFL since 2017 and tied for 57th all-time. With one touchdown Thursday night, Kamara would move into a tie for 53rd and with two, would move into a tie for 52nd.

117.5 - Career sacks by Jordan, first in team records and ranked 23rd all-time in the NFL.

CONTINUED ON NEXT PAGE

SAINTS BY THE NUMBERS (CONT.)

164 - Number of regular season games Derek Carr has started in his career, the most by a signal-caller since 2014.

180 - Number of total yards from scrimmage by Kamara on Sept. 15 at Dallas. Combined with his four touchdowns on Sept. 15 and a 172-yard, six-touchdown performance on Christmas day in 2020 vs. Minnesota, he became the fifth player in the Super Bowl era with multiple career games with at last 150 scrimmage yards and four touchdowns, joining Pro Football Hall of Famers LaDainian Tomlinson [four games], Marshall Faulk [three] and Jerry Rice [two], as well as Clinton Portis [two].

250 - Number of career touchdown passes by Carr, ranked 26th overall. Carolina Panthers signal caller Andy Dalton and Drew Bledsoe are tied for 24th with 251.

424 - Franchise wins [regular season/postseason combined].

533 - With 533 career receptions, Kamara needs 16 grabs to surpass Faulk [548] for the most receptions by a running back in his first eight seasons in NFL history. In 2024, he leads NFL running backs in receiving with 28 receptions for 238 yards with one TD.

1,370 - Career number of tackles by Davis, joining Seattle linebacker Bobby Wagner and Tampa Bay linebacker Lavonte David as only the third active player with 1,300 stops.

3,666 - Career completions by Carr, ranked 20th all-time.

10,714 - Club-record number of yards from scrimmage by Kamara, the second-highest total in the NFL since 2017.

40,089 - Career passing yardage total by Carr, ranked 25th all-time. On Oct. 7 at Kansas City, Carr become the seventh player to reach 40,000 passing yards in their first 11 campaigns.

PRO BOWL PLAYERS COACHED BY DENNIS ALLEN

Allen's coached 13 players who've earned 26 Pro Bowl selections as head coach, coordinator and position coach, five currently with the club.



PRO BOWL PLAYERS COACHED BY ALLEN AS A HEAD COACH, COORDINATOR OR POSITION COACH

Pos	Player	Pro Bowls	Years
CB	Champ Bailey	1	2011
LB	Demario Davis	2	2022-23
S	Brian Dawkins	1	2011
DE	Elvis Dumervil	1	2011
S	Roman Harper	2	2009-10
DE	Cameron Jordan	7	2015, 2017-21
CB	Marshon Lattimore	4	2017, 2019-21
C	Erik McCoy	1	2023
OLB	Von Miller	1	2011
FB	Marcel Reece	3	2012-14
PR	Rashid Shaheed	1	2023
S	Darren Sharper	1	2009
DE	Will Smith	1	2006

RED ZONE SCORING

Under the supervision of offensive coordinator Klint Kubiak, the New Orleans offense is ranked first in the NFC and third in the National Football League in red zone touchdown percentage.

NFL RED ZONE TOUCHDOWN PERCENTAGE LEADERS IN 2024

Team	Dri.	Pts.	TD	TD%
1t. Bal.	24	141	18	75.0
1t. Hou.	16	86	12	75.0
3. NO	21	111	15	71.4

BRONCOS VS. SAINTS

KEEPING DRIVES GOING

In 2024, the Saints are ranked third in the NFL in third down conversion rate.

2024 NFL THIRD DOWN CONVERSION PCT. LEADERS

Team	Made	Att.	Pct.
1. Baltimore	35	68	51.5
2. Washington	35	72	48.6
3. New Orleans	33	70	47.1

RUN GAME REVIVAL

In 2024, New Orleans is ranked 12th in the NFL in rushing yards per game [119.5] and tied for second in the league with ten rushing touchdowns.

NFL RUSHING YARDS PER GAME LEADERS IN 2024

Team	Gms.	Rush Yds.	Yds. Per Game	Rush TD
1. Bal.	6	1,232	205.3	10
2. GB	6	1,003	167.2	3
3. SF	6	948	158.0	5
4. Det.	6	789	157.8	9
5. Was.	6	944	157.3	13
6. Phi.	5	731	146.2	6
7. Arz.	6	871	145.2	4
8. TB	6	821	136.8	5
9. Pit.	6	789	131.5	6
10. LAC	5	639	127.8	3
11. NE	6	739	123.2	3
12. NO	6	717	119.5	10

DEFENSIVE LEADERS IN THE NFL

Since 2017, Allen's second full season in charge of the Saints defense, the team has ranked seventh in the NFL in opponent net yards per game.



NFL TOTAL DEFENSE LEADERS SINCE 2017

Team	Opp. Net Yds. Gm.
1. Buf.	314.9
2. SF	315.3
3. Bal.	320.6
4. Pit.	324.3
5. Chi.	327.6
6. NE	328.2
7. NO	330.3

INSIDE THE 20


The New Orleans defense is ranked first in the NFC and second in the NFL in opponent red zone touchdown percentage.

NFL OPP. RED ZONE TOUCHDOWN PERCENTAGE LEADERS IN 2024

Team	Dri.	Pts.	TD	TD%
1. Den.	12	47	4	33.3
2. NO	21	79	8	38.1
3. Pit.	18	69	7	38.9
4. Ten.	10	45	4	40.0

AGAINST THE PASS

In 2023, the Saints finished tenth in the NFL in opponent net passing yards per game and fifth in opponent passer rating [79.7]. In 2024, the Saints rank fifth in the NFL with a 76.1 opponent passer rating and are tied for surrendering the fifth-fewest touchdown passes in the league.



2024 NFL OPPONENT PASSER RATING LEADERS

Rk. Team	Rating
1. Minnesota	70.3
2. Chicago	72.8
3. New York Jets	73.1
4. Detroit	75.3
5. New Orleans	76.1

FEWEST TOUCHDOWN PASSES SURRENDERED IN THE NFL IN 2024

Rk. Team	TD Passes
1. New York Jets	2
2. Miami	3
3t. Chicago	4
3t. Detroit	4
5t. New Orleans	5
5t. Denver	5
5t. L.A Chargers	5
5t. Tennessee	5



2024 TEAM NFL INTERCEPTION LEADERS

Rk. Team	Interceptions
1. Minnesota	11
2. New Orleans	10
3. Green Bay	9

BALL-HAWKING DEFENDERS

Competitiveness against opposing passing attacks has become a mantra of Allen and the defensive coaching staff. New Orleans' 99 passes defended in 2023 were ranked first in the NFL with CB Paulson Adebo ranked third individually with a career-high 18 and two other players in the top ten, including cornerback Alontae Taylor (career-high 14), making the Saints the only team with three players in the top ten. In 2024, Adebo is tied for second in the league with eight, with the team ranked third.

2024 IND. NFL INTERCEPTION LEADERS

Rk. Player	Interceptions
1. Xavier McKinney, GB	5
2. Kerby Joseph, Det.	4
3t. Paulson Adebo, NO	3
3t. Brian Branch, Det.	3
3t. Donte Jackson, Pit.	3

2024 TEAM NFL PASSES DEFENSED LEADERS (PRESS BOX TOTALS)

Rk. Team	Passes Defensed
1. Minnesota	41
2. New Orleans	36
3t. Detroit	34
3t. Tampa Bay	34

STOPPING THE RUN

Since 2017, New Orleans ranks sixth in the NFL in opponent rushing yards per game and seventh in opponent yards per rush.



PICK CITY

Interceptions have also been a priority of Allen, Defensive Coordinator Joe Woods and the coaching staff. In 2023, the club's 18 picks were double the team's 2022 total of seven, tied for third in the National Football League. Individually, Adebo and safety Tyrann Mathieu tied for the team lead with four picks apiece, tied for seventh in the NFL. In 2024, the Saints are ranked second in the NFL with ten picks after recording a season-high three on Sunday vs. Tampa Bay, with Adebo tied for third in the league with a team-best three.

2017-PRESENT NFL OPPONENT RUSHING YARDS PER GAME

Team	Opp. Rush Yards/Game
1. Bal.	95.5
2. Ten.	100.2
3. TB	101.3
4. SF	102.4
5. Phi.	104.6
6. NO	104.8

BRONCOS VS. SAINTS

STOPPING THE RUN (CONT.)

2017-PRESENT NFL OPPONENT RUSHING YARDS PER PLAY

Team	Opp. Rush Yards/Play
1. Ten.	3.94
2. SF	3.99
3. Ind.	4.08
4. Bal.	4.09
5. TB	4.12
6. NYJ	4.13
7. NO	4.18

SACK ATTACK

Since 2017, New Orleans' 329 sacks are ranked first in the NFC and second in the National Football League. The club's quarterback takedown leader, second-year DT Bryan Bresee, is tied for second among NFL interior defensive linemen with four.

NATIONAL FOOTBALL LEAGUE SACK LEADERS FROM 2017-PRESENT

Rk. Team	Sacks
1. Pittsburgh	374
2t. New Orleans	330
2t. L.A. Rams	330
4. Philadelphia	327
5. Baltimore	321

NATIONAL FOOTBALL LEAGUE SACK LEADERS AMONG DEFENSIVE TACKLES

Rk. DT	Sacks
1. Dexter Lawrence, NYG	7
2t. Bryan Bresee, NO	4
2t. Gervon Dexter Sr., Chi.	4

SUPER SPECIAL TEAMS UNITS

In their fifth year under the supervision of Assistant Head Coach/Special Teams Coordinator **Darren Rizzi**, the Saints special teams units finished 2023 ranked second in the National Football League under writer Rick Gosselin's comprehensive special teams rankings system. This was the fourth top five ranking by the Saints special teams units during Rizzi's tenure, based on 22 kicking-game categories with New Orleans leading or sharing the lead in five of them and finishing in the top ten in 13.



SPECIAL TEAMS TOUCHDOWNS

In 2023, New Orleans recorded two touchdowns on special teams for the first time since the 2017 campaign. WR/RS **Rashid Shaheed** had a 76-yard punt return for a touchdown at Green Bay on Sept. 24, the team's first punt return for a touchdown since 2019. On Dec. 10, vs. Carolina, LB **Nephi Sewell** force Panthers P Johnny Hekker to fumble on a punt play, which was recovered by LB **D'Marco Jackson** for an eight-yard touchdown. New Orleans scored their first of 2024 Sunday when Shaheed returned a punt 54 yards for a score vs. Tampa Bay.

RETURN GAME

Shaheed provides a spark to the New Orleans punt return game. In 2024, he is on his way to being selected as a Pro Bowl starter as a return specialist, a first-team *Associated Press* All-Pro as a punt returner again. Shaheed is now only the third Saints with multiple punt returns for touchdowns

SAINTS PUNT RETURN TOUCHDOWN LEADERS

Rk. Saint	PR TDs
1. Reggie Bush, 2006-10	4
2t. Rashid Shaheed, 2022-	2
2t. Tyrone Hughes, 1993-96	2

BRONCOS VS. SAINTS

COVERAGE CAPTAIN

New Orleans' coverage units in 2024 will again be led by special teams co-captain **J.T. Gray**. Signed by the Saints following the 2018 NFL Draft out of Mississippi State, Gray has been voted by teammates as a special teams captain for the past three seasons and has been selected both as a Pro Bowl starter and AP All-Pro. Playing in 87 career games, Gray has career totals of 80 special teams stops, two blocked punts, three fumble recoveries and 12 defensive tackles, 2.5 sacks, one forced fumble and a pass defense. In 2023, he finished with 11 coverage stops to lead the team and tie for 12th in the NFL in 14 contests. Gray's special teams impact was at its best on Sept. 22, when he blocked a punt in the third quarter vs. Philadelphia, the second of his career.



Gray's 80 tackles since 2018 are ranked second in the NFL, despite missing six total contests in 2022 and 2023 with injuries. Since his first full season in 2019, Gray's 78 stops rank first in the league. In 2024, Gray is ranked first on the team with 13 stops.

2018-PRESENT SPECIAL TEAMS TACKLES LEADERS

Rk. Player, Team	No.
1. Nick Bellore, Sea.-Was.	82
2. J.T. Gray, NO	80
3. George Odum, Ind.-SF	78

2024 SAINTS SPECIAL TEAMS TACKLES LEADERS

Rk. Saint	No.
1. J.T. Gray	13
2. Anfernee Orji	10

NUMBER ONE IN PUNT COVERAGE

The success of the team's coverage units allowed New Orleans to rank first in the NFL in opponent punt return average in 2023.

2023 NFL OPPONENT PUNT RETURN AVERAGE LEADERS

Team	Opp. Punt Return Av.
1. NO	5.6
2. Den.	6.3
3. Jax.	6.5
4. Houston	6.6

KICKOFF COVERAGE LEADERS

The Saints kickoff coverage units are currently ranked first in the NFL as opponents' average starting field position is at the 26.9-yard line following kickoffs, adjusting to the rules changes.

2024 NFL OPPONENT KICKOFF AVERAGE STARTING POSITION LEADERS

Team	Opp. Starting Position
1. New Orleans	26.9
2. Cleveland	27.7
3. Dallas	27.8

JUST FOR KICKS

In 2023, rookie free agent **K Blake Grupe** won place-kicking duties in training camp and made significant contributions to the special teams units.



Grupe was signed as a free agent out of Notre Dame, where he played his graduate campaign in 2022, after handling kicking duties at Arkansas State from 2017-21. In 17 games, Grupe made 30 of 37 field goal attempts and all 40 PAT attempts to lead the team with 130 points. In 2024, Grupe has made all ten of his field goals and 16 straight dating back to the 2023 season.

QUARTERBACKS

DEREK CARR



On March 6, 2023, the Saints agreed to terms with Derek Carr on a four-year contract to solidify the quarterback position. He spent the first nine seasons of his NFL career with the Oakland/Las Vegas Raiders. Originally selected in the second round [36th overall] of the 2014 NFL Draft by the Raiders out of Fresno State, the Bakersfield, Calif. native has started all 164 career regular season games he has played in, the most starts at the position over that time, completing 3,666-of-5,634 passes [65.1 pct.] for 40,089 yards with 250 touchdown passes, 111 interceptions and a 92.5 passer rating, while adding 907 rushing yards and seven touchdowns. Since entering the league in 2014, Carr ranks first in the NFL in completions, second in passing yardage and sixth in passing touchdowns. He became the third quarterback in NFL history to pass for 3,000-plus yards in each of his first ten seasons, joining Pro Football Hall of Fame signal-caller Peyton Manning and Russell Wilson. He is just the seventh player in NFL history to reach 40,000 passing yards in his first nine seasons and has completed 314 passes of 25+ yards since he entered the league in 2014, third-most in the NFL over that span.

Carr started all 17 games in 2023 and completed 375-of-548 passes [68.4 pct.] for 3,878 yards with 25 touchdowns, eight interceptions and a 97.7 passer rating. He finished his first season in Black and Gold ranked second in the NFL in fourth quarter passer rating [106.9], sixth in completion percentage, seventh in completions and tenth in TD passes and passer rating.

In 2024, Carr has completed 90-of-128 passes [70.3 pct.] for 989 yards, eight touchdowns, only four interceptions and a 100.7 passer rating. Carr ranks fifth in touchdown percentage [6.3], sixth in completion percentage and ninth in yards per attempt [7.73] and passer rating. He missed his first game as a Saints in Week Six [oblique].

WHERE HE RANKS

Since 2014, Carr has thrown for 40,089 passing yards, the most in the NFL over that span.

PASSING YARDS SINCE 2014

Rk.	Quarterback	No.
1.	Derek Carr	40,089
2.	Tom Brady	40,065
3.	Matthew Stafford	39,828
4.	Kirk Cousins	39,749
5.	Matt Ryan	39,320

Carr's 39 career games of at least 300 yards passing since 2014 are ninth in the NFL.

300-YARD PASSING GAMES SINCE 2014

Rk.	Quarterback	No.
1.	Tom Brady	54
2.	Matt Ryan	52
3.	Kirk Cousins	49
4.	Drew Brees	45
5.	Patrick Mahomes	44
6t.	Philip Rivers	40
6t.	Ben Roethlisberger	40
6t.	Matthew Stafford	40
9.	Derek Carr	39

Carr's 250 touchdown passes since 2014 are the sixth-most in the NFL since his arrival in the league.

TOUCHDOWN PASSES SINCE 2014

Rk.	Quarterback	No.
1.	Aaron Rodgers	294
2.	Tom Brady	290
3.	Russell Wilson	282
4.	Kirk Cousins	271
5.	Matthew Stafford	251
6.	Derek Carr	250

BRONCOS VS. SAINTS

Carr's 3,666 completions since 2014 are the most in the NFL over that span and ranked 20th in league record books

COMPLETIONS SINCE 2014

Rk.	Quarterback	No.
1.	Derek Carr	3,666
2.	Tom Brady	3,575
3.	Kirk Cousins	3,489
4.	Matthew Stafford	3,467
5.	Matt Ryan	3,458

20+TDS

With 25 touchdowns in 2023 after tying his career-high by tossing four scoring throws in the season finale win vs. Atlanta, Carr has notched nine career seasons with 20+ passing touchdowns, tied for the most 20-touchdown seasons since 2014.

SEASONS WITH 20+ PASSING TOUCHDOWNS SINCE 2014

Rk.	Quarterback	No.
1t.	Derek Carr	9
1t.	Tom Brady	9
1t.	Russell Wilson	9
4t.	Matt Ryan	8
4t.	Aaron Rodgers	8
4t.	Kirk Cousins	8

Carr is only the fifth player in NFL history to have nine or more campaigns with 20+ passing touchdowns in their first ten seasons.

SEASONS WITH 20+ PASSING TOUCHDOWNS IN FIRST 10 SEASONS

Rk.	Quarterback	No.
1t.	Russell Wilson	10
1t.	Peyton Manning	10
1t.	Dan Marino	10
4t.	Derek Carr	9
4t.	Matt Ryan	9

20+ IN THE LAST FIVE

Carr is also one of only three quarterbacks with 20+ passing touchdowns in each of the last five seasons (2019-23), joining Josh Allen and Patrick Mahomes.

MULTI-TD GAMES

With two touchdowns on Oct. 7 at Kansas City, Carr's 80 career games with multiple passing touchdowns are ranked fifth since 2014.

GAMES WITH MULTIPLE TD PASSES SINCE 2014

Rk.	Quarterback	No.
1.	Aaron Rodgers	95
2.	Tom Brady	89
3.	Russell Wilson	86
4.	Kirk Cousins	84
5.	Derek Carr	80
6.	Matthew Stafford	78

3,000 X 10

Carr's one of just three quarterbacks to pass for at least 3,000 yards in each of his first ten seasons.

QUARTERBACKS WITH 10 3,000 YARD SEASONS TO START CAREER

Rk.	Quarterback	Years
1t.	Derek Carr	2014-23
1t.	Peyton Manning	1998-2007
1t.	Russell Wilson	2012-21

40,000+ IN 11

Derek Carr is just one of seven National Football League quarterbacks to reach 40,000 career passing yards in their first 11 campaigns, after he reached 40,089 career passing yards on Monday night in Kansas City. Carr joins Matt Ryan, Peyton Manning, Matthew Stafford, Drew Brees, Dan Marino, Russell Wilson.

PASSING YARDS - FIRST 11 SEASONS

Rk.	Quarterback	No.
1.	Matt Ryan	46,720
2.	Peyton Manning	46,088
3.	Matthew Stafford	41,025
4.	Drew Brees	40,742
5.	Dan Marino	40,720
6.	Russell Wilson	40,583
7.	Derek Carr	40,089

CLUTCH CARR

Carr has thrown three passing touchdowns in overtime in his career. Since overtime began in the NFL in 1974, his three passing touchdowns are tied for second in that span.

OVERTIME PASSING TOUCHDOWNS-SINCE 1974

Rk.	Quarterback	No.
1.	Drew Bledsoe	4
2t.	Derek Carr	3
2t.	Dak Prescott	3
2t.	Terry Bradshaw	3

PINPOINT PASSER

Carr's 68.4% completion percentage in 2023 was ranked sixth among National Football League Passers. His 70.3 completion percentage in 2023 currently ranks sixth in the league.

2024 NFL COMPLETION PERCENTAGE LEADERS

Rk.	Quarterback	Comp. Pct.
1.	Jayden Daniels	75.3
2.	Joe Burrow	71.6
3.	Jared Goff	71.1
4.	Baker Mayfield	70.9
5.	Gardner Minshew II	70.7
6.	Derek Carr	70.3
7.	Patrick Mahomes	69.4

RATINGS LEADER

In 2024, Carr ranks ninth in the NFL with a 103.9 passer rating.

2024 NFL PASSER RATING LEADERS

Rk.	Quarterback	No.
1.	Joe Burrow	110.3
2.	Baker Mayfield	109.4
3.	Lamar Jackson	108.4
4.	Jayden Daniels	107.1
5.	Jared Goff	105.3
6.	Sam Darnold	103.4
7.	Josh Allen	102.8
8.	Joe Flacco	102.2
9.	Derek Carr	100.7

CHUNK PLAYS

Derek Carr owns 336 completions of 20 yards or more over the last seven seasons (2018-24), the third-most in the National Football League over that span.

20+ YARD COMPLETIONS - SINCE 2018

Rk.	Quarterback	No.
1.	Patrick Mahomes	387
2.	Jared Goff	361
3.	Derek Carr	336

Carr owns 314 completions of 25 yards or more over his ten-year career, the third-most in the National Football League over that span.

25+ YARD COMPLETIONS-SINCE 2014

Rk.	Quarterback	No.
1.	Russell Wilson	320
2.	Kirk Cousins	316
3.	Derek Carr	314
4.	Tom Brady	309
5.	Aaron Rodgers	295
6.	Matthew Stafford	294

Carr owns 95 completions of 40 yards or more in his career, tied for the third most in the National Football League over that span (2014-). On Monday night at Kansas City, Carr tossed a 43-yard touchdown to WR/RS Rashid Shaheed.

40+ YARD COMPLETIONS-SINCE 2014

Rk.	Quarterback	No.
1.	Russell Wilson	105
2.	Matthew Stafford	102
3t.	Derek Carr	95
3t.	Aaron Rodgers	95
5.	Kirk Cousins	93

SPENCER RATTLER

The first of the club’s three fifth round picks, Rattler was selected in the 2024 NFL Draft out of South Carolina and made his first career start on Sunday in Carr’s absence [oblique], when he completed 22-of-40 passes for 243 yards with one touchdown and two interceptions, while carrying four times for 27 yards. Rattler is expected to open in his first prime time performance on Monday night vs. Denver.

RUNNING BACKS

ALVIN KAMARA

A talented runner and receiver who was selected by the Saints in the third round of the 2017 NFL Draft out of Tennessee, Kamara enjoyed an outstanding rookie campaign. He ranked first on the club and sixth in the NFL in yards from scrimmage [1,554], second on the team in rushing and receiving, carrying 120 times for 728 yards [6.1 avg] with eight TDs and a two-point conversion, catching 81 passes for 826 yards [10.2 avg] with five touchdowns and one kickoff return for a touchdown. Kamara set a club rookie record with 14 total scores, tied for second in the NFL and finished first in the league in yards per carry. Kamara was the first Saints offensive rookie selected to the Pro Bowl since Rueben Mayes [1986], as an AP second team All-Pro [flex], the club’s first rookie All-Pro since 1993. He was also named *The Sporting News* NFL Rookie of the Year and AP NFL Offensive Rookie of the Year.

In 107 career regular season games with 76 starts, Kamara has carried 1,419 times for 6,257 yards [4.4 avg.] with 60 touchdowns and has caught 533 passes for 4,457 yards [8.4 avg.] with 24 touchdowns. Kamara is the franchise’s all-time leader in rushing touchdowns, total touchdowns [85], total yards from scrimmage [10,714] and all-purpose yardage [11,372] and is ranked second in rushing yards.

Kamara is off to a spectacular start in 2024, carrying 104 times for 428 yards [4.1 avg.] with six touchdowns and catching a club-best 28 passes for 238 yards [8.5 avg.] with a career-long 57-yard touchdown. With a nose for the end zone and the chains, he is ranked second in the league in first downs [36], third in total yards from scrimmage [666], tied for second in total touchdowns and rushing touchdowns and ranked seventh in rushing.

SCRIMMAGE LEADER

Since entering the NFL in 2017, Kamara ranks second in the league in total yards from scrimmage [10,714], only one of four players to have 10,000 over that period. Kamara [2017-22] became the first NFL Player since Julio Jones [2014-19] to have six consecutive seasons of at least 1,300 total yards from scrimmage. The 10,714 total yards from scrimmage ranks second among active players.

NFL TOTAL YARDS FROM SCRIMMAGE LEADERS SINCE 2017

Rk.	Player	No.
1.	Derrick Henry	11,026
2.	Alvin Kamara	10,714
3.	Christian McCaffrey	10,505
4.	Tyreek Hill	10,362
5.	Ezekiel Elliott	9,710

Kamara’s 666 total yards from scrimmage in 2024 are ranked third in the NFL.

NATIONAL FOOTBALL LEAGUE 2024 TOTAL YARDS FROM SCRIMMAGE LEADERS

Rk.	Player	No.
1.	Derrick Henry	753
2.	Jordan Mason	684
3.	Alvin Kamara	666

ALL-PURPOSE LEADER

The franchise’s all-purpose yardage [rushing, receiving, kickoff return and punt return yardage] leader, in the Oct. 29, 2023 win at Indianapolis, Kamara became the first Saint with 10,000 career all-purpose yards.

SAINTS CAREER ALL-PURPOSE YARDAGE LEADERS

Rk.	Saints	No.
1.	Alvin Kamara	11,372
2.	Marques Colston	9,766
3.	Deuce McAllister	8,304

TOUCHDOWN LEADER

In the Saints' 2020 Christmas 52-33 win over the Vikings, Kamara tied the National Football League record for total touchdowns (6) and rushing touchdowns (6), as he carried 22 times for a career-high 155 yards (7.0 avg.), adding three receptions for 17 yards for 172 yards from scrimmage. The rushing touchdowns record tied the mark held by Ernie Nevers of the Chicago Cardinals since Nov. 28, 1929, while for total touchdowns, Kamara joins Nevers, Cleveland's Dub Jones (Nov. 25, 1951) and Chicago's Gayle Sayers (Dec. 12, 1965). The performance catapulted Kamara to the NFL's touchdown lead, as he joined running back Dalton Hilliard as only the second Saint to lead the league in touchdowns.



2020 NFL TOUCHDOWN LEADERS

Rk.	Player	No.
1.	Alvin Kamara, NO	21
2t.	Tyreek Hill, KC	17
2t.	Dalvin Cook, Min.	17
2t.	Davante Adams, GB	17

SAINTS SINGLE SEASON TOUCHDOWN LEADERS

Rk.	Saint, Year	No.
1.	Alvin Kamara, 2020	21
2t.	Dalton Hilliard, 1989	18
2t.	Alvin Kamara, 2018	18

Through his first eight seasons since being drafted, Kamara is the club's all-time leader in multiple touchdown performances, adding two multi-score games to his career totals in 2023.

NEW ORLEANS SAINTS CAREER MULTI-TD GAMES

Rk.	Saint	No.
1.	Alvin Kamara, 2017-	23
2t.	Marques Colston, 2006-15	15
2t.	Deuce McAllister, 2001-09	15

In 2023, Kamara became the franchise's all-time leader for touchdowns. In the National Football League record books, Kamara is tied for 57th all-time with wide receivers Mark Clayton and Tommy McDonald. With one touchdown on Thursday night vs. Denver, he would move into a tie for 53rd with RBs Ottis Anderson and Ezekiel Elliott and WRs Hines Ward and Paul Warfield.

SAINTS CAREER TOTAL TOUCHDOWN LEADERS

Rk.	Saint	No.
1.	Alvin Kamara, 2017-	84
2.	Marques Colston, 2006-15	72
3.	Mark Ingram, 2011-18, 21-22	57

LEADER LIST IN 2024

Kamara's six total touchdowns in 2024 are currently tied for first in the NFC and second in the NFL

2024 NFL TOTAL TOUCHDOWN LEADERS

Rk.	Player	No.
1.	Derrick Henry, Baltimore	9
2t.	Alvin Kamara, New Orleans	7
2t.	Kyren Williams, L.A. Rams	7

FIRST DOWN LEADER

Kamara's 36 first downs in 2024 ranked first in the NFC and second in the NFL.

2024 NFL FIRST DOWN LEADERS LEADERS

Rk.	Player	No.
1.	Derrick Henry, Baltimore	38
2.	Alvin Kamara, New Orleans	36
3t.	Chuba Hubbard, Carolina	32
3t.	Jordan Mason, San Francisco	32

67 THROUGH 70

Kamara in his first game returning from a knee injury in the December 12, 2021 30-9 win at the New York Jets rushed 27 times for 120 yards with one touchdown and caught 4 passes for 25 yards. Kamara's touchdown run in the second quarter was the 67th score of his career and tied him for the second-most touchdowns in a player's first 70 games since the league merger behind LaDanian Tompkins's 68 touchdowns in only 67 career contests.

TWO-POINT LEADER

With a pair of two-point conversions on Nov. 12, 2023, at Minnesota, Kamara is now tied for first in NFL record books with Pro Football Hall of Fame RB and New Orleans native Marshall Faulk with seven total, needing one more to become the NFL's all-time record holder. Kamara had three two-point conversions in 2023, the second time he did so in his eight-year career, tied for the NFL lead and one short of tying the league single-season mark.

ON THE RUN

Kamara finished 2018 second in the NFL with a club-record 14 rushing touchdowns, tied for second with a franchise-best 16 scores on the ground in 2020 and is tied for first in 2024 with five.

2018 NFL RUSHING TOUCHDOWN LEADERS

Rk. Player	No.
1. Todd Gurley, LAR	17
2. Alvin Kamara, NO	14

2020 NFL RUSHING TOUCHDOWN LEADERS

Rk. Player	No.
1. Derrick Henry, Ten.	17
2t. Alvin Kamara, NO	16
2t. Dalvin Cook, Min.	16

Kamara became the franchise's all-time rushing touchdown leader on Dec. 3, vs. Detroit and has extended the record by eight.

SAINTS CAREER RUSHING TOUCHDOWN LEADERS

Rk. Saint	No.
1. Alvin Kamara, 2017-	60
1. Mark Ingram, 2011-18, 21-22	52
3. Deuce McAllister, 2001-09	49

The 60 rushing touchdowns since coming into the league in 2017 are ranked second over that period. Kamara is tied for 53rd all-time in rushing touchdowns.

RUSHING TOUCHDOWNS SINCE 2017

Rk. Player	No.
1. Derrick Henry	93
2. Alvin Kamara	60
3. Ezekiel Elliott	57

DUAL THREAT

Kamara posted double-digit reception performances in the same season for the first time in his NFL career in 2023, with 13 grabs vs. Tampa Bay, Oct. 1 and 12 catches vs. Jacksonville, Oct. 29. His seven career games of ten or more catches is tied for second in National Football League history among running backs

MOST GAMES WITH 10-PLUS RECEPTIONS, RUNNING BACKS, NFL HISTORY

Rk. Player	No.
1. Christian McCaffrey	11
2t. Alvin Kamara	7
2t. Austin Ekeler	7
3t. LaDainian Tomlinson	6
3t. Larry Centers	6

The dual-threat weapon also has 12 career games with a rushing and receiving touchdown after having three rushing touchdowns and a career-long 57-yard receiving touchdown on Sunday at Dallas, tied for No. 3 in NFL history with Brian Westbrook and Lenny Moore. With his next performance of a receiving touchdown and a rushing touchdown in the same contest, Kamara will move into sole possession of third place in NFL record books.

MOST GAMES WITH A RUSHING TOUCHDOWN AND RECEIVING TOUCHDOWN IN NFL HISTORY

Rk. Player	No.
1. Marshall Faulk	15
1t. Christian McCaffrey	15
3t. Alvin Kamara	12
3t. Brian Westbrook	12
3t. Lenny Moore	12
6. Jim Brown	11
7. Austin Ekeler	10

RECEIVING LEADER

In 2023, Kamara's 75 receptions were ranked second in the NFL among running backs. He now has five seasons of 75 or more catches, moving him into a tie with WRs Marques Colston and Joe Horn for the most in franchise history. With at least 75 receptions in 2024, not only will he tie the club record, but he would become the first running back in NFL history with at least 75 receptions in six seasons. Overall, Kamara's 533 career receptions are ranked 12th all-time among running backs and rank third in Saints record books overall. With 20 catches, Kamara would move into the top ten among league running backs.

MOST RECEPTIONS BY RUNNING BACK-NFL (2023)

Player	Rec.	Yds.	Avg.	TDs
1. Alvin Kamara, NO	28	238	8.5	1
2. Chuba Hubbard, Car.	22	93	4.2	1

With 33 receptions, Kamara will move into second place in club receiving record books.

SAINTS ALL-TIME RECEIVING LEADERS

Saint	Rec.	Yds.	Avg.	TDs
1. Marques Colston	711	9759	13.7	72
2. Michael Thomas	565	6569	11.6	36
3. Alvin Kamara	533	4457	8.4	24

Since entering the league in 2017, Kamara's 533 receptions and 4457 receiving yards rank first among running backs, while his 24 receiving touchdowns are third.

RB RECEPTIONS SINCE 2017

Player	Team	Receptions
1. Alvin Kamara	New Orleans	533
2. Christian McCaffrey	Car./SF	509

RB RECEIVING YARDS SINCE 2017

Player	Team	Receiving Yds
1. Alvin Kamara	New Orleans	4,457
2. Christian McCaffrey	Car./SF	4,320

RB RECEIVING TOUCHDOWNS SINCE 2017

Player	Team	Receiving TDs
Austin Ekeler	LA Chargers	30
Christian McCaffrey	Car./SF	29
Alvin Kamara	New Orleans	24

Kamara ranks first in Saints club history among running backs in receptions, receiving yards and receiving touchdowns.

RB RECEPTIONS IN NEW ORLEANS SAINTS HISTORY

Player	Seasons	Receptions
Alvin Kamara	2017-	533
Pierre Thomas	2007-14	327
Reggie Bush	2006-10	294

RB RECEIVING YARDS IN SAINTS HISTORY

Player	Seasons	Receiving Yards
Alvin Kamara	2017-	4,457
Pierre Thomas	2007-14	2,608
Dalton Hilliard	1986-93	2,233

RB TOUCHDOWN RECEPTIONS IN SAINTS HISTORY

Player	Seasons	Receiving TDs
Alvin Kamara	2017-	24
Darren Sproles	2011-13	16
Dalton Hilliard	1986-93	14
Wayne Wilson	1979-86	14

VERSATILE THREAT

Kamara's 53 regular season games of 100+ scrimmage yards since 2017 rank second in the NFL after reaching the century mark in the first four contests.

MOST 100+ TOTAL YARDS FROM SCRIMMAGE GAMES SINCE 2017

Rk.	Player	No.
1.	Christian McCaffrey	55
2.	Alvin Kamara	53
3.	Derrick Henry	52

RUNNING TO HISTORY

Currently ranked second in franchise record books, Kamara needs 244 yards rushing in 2024 to become the Saints' all-time rushing leader.

ALL-TIME SAINTS RUSHING YARDS LIST

Player	Att	Yds	Avg	TDs
1. Mark Ingram	1,451	6,500	4.5	52
2. Alvin Kamara	1,419	6,257	4.4	60
3. Deuce McAllister	1,429	6,096	4.3	49

JAMAAL WILLIAMS

This seven-year NFL veteran was signed by the New Orleans Saints as an unrestricted free agent in the 2023 offseason. In eight NFL seasons with Green Bay [2017-20], Detroit [2021-22] and New Orleans [2023-], Williams has played in 109 games with 44 starts, carrying 1,048 times for 4,061 yards with 32 touchdowns, also catching 182 passes for 1,282 yards with eight touchdowns for 5,336 total yards from scrimmage. Williams is part of a formidable rushing trio with Kamara and his former college teammate, Taysom Hill.

JORDAN MIMS

A former standout at Fresno State, where he rushed for 3,285 yards and 37 TDs, Mims joined the Saints practice squad after going to training camp with Buffalo and contributed on special teams in two games for the Black and Gold in 2023. 6-0, 205, Mims will contribute in the run game and on special teams after earning a roster spot and had his first coverage tackle, Sept. 22, vs. Philadelphia..

WIDE RECEIVERS

CHRIS OLAVE

The 11th overall pick in the 2022 NFL Draft out of Ohio State, this talented wideout made an immediate impact as a rookie, catching 72 passes for 1,042 yards [14.5 avg.] and four TDs, leading the team in receptions, receiving average and receiving yards, while earning September NFL Offensive Rookie of the Month honors as the 24th player since the 1970 AFL-NFL merger to record 1,000 receiving yards as a rookie. Olave became the third Saints rookie to reach 1,000 receiving yards and the first Saints rookie since WR Danny Abramowicz [1967] to lead the team in receiving, receiving yardage and yards per catch in his first campaign.

In 2023, Olave took the next step in his career, leading the team in receiving and receiving yardage for the second consecutive season with 87 receptions for 1,123 yards and five touchdowns, tying for the team lead. The Southern California native became the seventh Saint with 85 receptions in a season and the sixth with 1,100 receiving yards in a season. In 2024, he leads the wideout corps in receiving with 23 grabs for 280 yards with one touchdown through the first six games.

BY THE NUMBERS

2 - With 72 receptions for 1,042 yards [14.5 avg.], Olave joined Danny Abramowicz [1967], as the second Saints rookie to lead the team in receiving, receiving yardage and yards per catch.

3 - After a nine-reception, 123-yard performance on Dec. 21, 2023 at the Los Angeles Rams, Olave joined WRs Marques Colston [2006-07] and Michael Thomas [2016-17] to become only the third Saint to open his career with back-to-back 1,000-yard receiving campaigns. He led the team in receiving and receiving yardage and tied for the team lead in touchdown grabs with 87 catches for 1,123 yards [12.9 avg.] and five touchdowns. Olave was ranked 17th in the National Football League in both catches and receiving yardage and 15th in third down receptions.



5 - After recording eight receptions on Sept. 29 at Atlanta to tie for the team lead, Olave has five performances in his career of at least eight grabs.

5.0 - Olave's 5.0 receptions per game since entering the NFL in 2022, are the second-most by players drafted that season.

BY THE NUMBERS

8 - Number of 100-yard receiving games by Olave, the most recent a season-high 123-yard effort on Dec. 21, 2023 at the L.A. Rams, on a season-high nine grabs. Also the consecutive number of games where Olave recorded at least four receptions and at least 50 receiving yards from Sept. 18-Nov. 7, 2022.

9 - Career-high number of receptions by Olave, which was tied in the Rams game and also had a career-best 147 receiving yards on Sept. 25, 2022 on nine grabs at Carolina.

10 - Olave's career number of touchdown grabs after recording his first of 2024 on Sept. 22, vs. Philadelphia.

11 - Selected with the 11th overall pick in the 2022 NFL Draft out of Ohio State, Olave is the highest pick for a Saints wideout since Wes Chandler (third overall) in 1978.

12 - Olave led all rookies with 12 games of 50-or-more receiving yards in 2022, tied for the third-most such games ever by a rookie, trailing only Michael Clayton (14 games in 2004) and Terry Glenn (13 in 1996).

26 - Olave's 26 third down receptions in 2022 were ranked second among NFL rookies and was tied for ninth overall in the league.

69.5 - Olave led all NFL rookies with 69.5 receiving yards per game in 2022.

72 - With 72 receptions in 2022, Olave was tied for second among NFL rookies, the fourth-highest total by a Saints rookie all-time.

87 - Olave set a new career-high in 2023 with 87 receptions, the 11th-highest total in team history.

345 - With 345 fourth quarter receiving yards in 2022, Olave finished second among all NFL rookies and was second in the NFC and fifth in the league.

1,042 - With 1,042 receiving yards in 2022, Olave was ranked second among National Football league rookies and was the second-highest total all-time for a Saints rookie.

2,445 - With 2,445 career receiving yards, Olave is ranked first among draft picks though his first three seasons from the class of 2022.

RASHID SHAHEED

This third-year wideout has made his mark for New Orleans in both the passing game and the return game, where he was selected to the Pro Bowl and voted as an AP All-Pro in 2023. In addition to the return duties in 2023, Shaheed enjoyed a breakout season on offense, when he recorded 46 receptions for 719 yards (15.6 avg.) with five touchdown grabs, finishing 12th in the NFL in yards per catch.

Enjoying a breakout campaign, Shaheed has recorded 20 receptions for 349 yards (17.5 avg.) with three touchdowns, carried six times for 29 yards, brought back nine punts for 143 yards (15.9 avg.) and returned six kickoffs for 171 yards (28.5 avg.). Shaheed's receiving average is ranked fifth in the NFL.

40+-YARD RECEPTION LEADERS SINCE 2022

Rk.	Player	40+-Yard Receptions
1.	Tyreek Hill, Mia.	17
2.	Rashid Shaheed, NO	14

2024 RECEIVING AVERAGE LEADERS

Rk.	Player	Receiving Avg.
1.	Alex Pierce, Ind.	28.3
2.	Jameson Williams, Det.	22.8
3.	A.J. Brown, Phi.	21.4
4.	Nico Collins, Hou.	17.7
5.	Rashid Shaheed, NO	17.5

GEDRICK WILSON JR.

This seventh-year wideout was signed by New Orleans to a two-year contract at the start of free agency to compete for snaps on offense and to provide veteran leadership to the wideout room. In 74 regular season games with seven starts, he has recorded 104 receptions for 1,300 yards with 11 touchdowns. In 2023, the Memphis native posted 22 catches for 296 yards with three touchdowns, adding three grabs for 37 yards in the postseason. Wilson has three grabs for 31 yards in 2024.

TIGHT ENDS

TAYSOM HILL

Hill has brought unheralded versatility to the Saints offense and special teams. A participant on special teams since midseason in 2017, as well as a signal-caller and as a runner and receiver, Hill has played in 100 regular season games with 44 starts at several positions. He has carried 412 times for 2,236 yards, the most by a Saint not to play running back, with 29 touchdowns, ranked fifth in club records. In the passing game, he has caught 78 passes for 758 yards with 11 touchdowns, completed 191-of-298 passes (64.1 pct.) for 2,348 yards with 11 touchdowns, returned 19 kickoffs for 447 yards, made 15 special teams tackles and blocked one punt.

In 2023, Hill ranked second on the team in rushing with 81 carries for 401 yards (5.0 avg.) with four touchdowns, caught a career-high 33 passes for 291 yards with two TDs, completed six-of-11 passes for 83 yards with one TD and a 109.3 passer rating, returned a kickoff 18 yards and had two special teams tackles.

RENAISSANCE MAN

Hill turned in an all-around standout performance in the November 5, 2023 win over the Chicago Bears, where he led the team in rushing, carrying 11 times for 52 yards (4.7 avg.), completed a three-yard touchdown pass to tight end Juwan Johnson and caught four passes for 13 yards with one touchdown.



BY THE NUMBERS

1 - With 2,236 rushing yards, 2,348 passing yards and 758 receiving yards, Hill is the only NFL player in the Super Bowl era with 2,000 career passing yards, 2,000 career rushing yards and 700 career receiving yards.

5 - In 2023, Hill saw action at five offensive positions (quarterback, fullback, tailback, tight end and wide receiver), as well as participating on special teams.

10 - With 11 career touchdown passes, 11 career receiving touchdowns and 29 career rushing touchdowns, Hill is the first player to have at least ten career passing touchdowns, ten career receiving touchdowns and ten career rushing touchdowns since Frank Gifford (Pro Football Hall of Fame Class of 1977).

29 - Hill's 29 career rushing touchdowns are ranked for fifth in record books.

33 - Hill's 33 receptions in 2023 set a career-high.

40 - Hill has 40 career touchdowns, ranked tenth in club record books. With one more touchdown, he would tie RB Pierre Thomas for ninth and with two would take sole possession of ninth.

47 - Hill brought back his first career NFL kickoff return 47 yards in a 21-18 win over the Cleveland Browns on Sept. 16, 2018, the longest of his career. In part-time kickoff return duty, he has brought back 19 kicks for 447 yards (23.5 avg.).

575 - Hill's 575 rushing yards in 2022, was the highest rushing yardage total by a Saint whose primary position is not running back. In fact, Hill has the four biggest single-season non-running back rushing yardage totals.

5,789 - Hill has accounted a total of 5,789 total yards in his seven-year NFL career (2,348 passing, 758 receiving, 2,236 rushing and 447 kickoff returns).

JUWAN JOHNSON

The former Penn State and Oregon wideout joined the New Orleans Saints in 2020 following the NFL Draft and transitioned to tight end his second season in 2021. In 2022, the New Jersey native had a breakout campaign as he appeared in 16 games with 12 starts and finished with 42 receptions for 508 yards and a team-best seven touchdown grabs. Johnson was tied for third among National Football League tight ends in receiving touchdowns. Overall, Johnson’s 15 touchdown grabs since 2021 lead the team.

In 13 games with 11 starts in 2023, Johnson finished with 37 receptions for 368 yards and four touchdowns to lead the position group in all major receiving categories. In his final four contests of the season, three of which were Saints victories, Johnson had 17 grabs for 206 yards and three touchdowns.

BIG TARGET

Johnson’s 12 touchdown grabs since 2022 are tied for fourth among NFL tight ends following his 16-yard scoring grab in the season opener.



2022-PRESENT NATIONAL FOOTBALL LEAGUE TIGHT END RECEIVING TD LEADERS

Rk. Player	No.
1. George Kittle	22
2. Travis Kelce	17
3. Cole Kmet	16
4t. Juwan Johnson	12
4t. Mark Andrews	12

FOSTER MOREAU

This veteran tight end and New Orleans native finished his fifth NFL season and first with the Black and Gold after spending his first four campaigns with the Oakland/Las Vegas Raiders. In his career, Moreau has appeared in 82 regular season games with 50 starts and has recorded 121 receptions for 1,412 yards (11.7 avg.) with 15 TDs, also adding seven special teams tackles.

After dealing with a nagging ankle injury in his first season in New Orleans, Moreau leads the Saints tight ends in receiving touchdowns with two scoring grabs on nine catches for 112 yards (12.4 avg.).

OFFENSIVE LINE

HOLDING THE LINE

Featuring an offensive line that only has two members (C Erik McCoy and RG Cesar Ruiz) returning to the same position they played in 2023, New Orleans Saints Offensive Line Coach John Benton, Senior Offensive Assistant Rick Dennison and Offensive Assistant Jahri Evans have managed a position group that have given up what is tied for the sixth-fewest sacks in the NFL through the six games, while spurring the 12th-ranked run game in the NFL, that has reached the end zone ten times on the ground, the second-highest total in the league.



SACKS ALLOWED IN THE NFL IN 2024

Rk. Team	No.
1. Buffalo	6
2. Baltimore	7
3. Green Bay	8
4t. Denver	9
4t. Kansas City	9
6t. New Orleans	11
6t. Atlanta	11
6t. Detroit	11
6t. Indianapolis	11

DEFENSIVE LINE

CAMERON JORDAN

New Orleans' first choice in the 2011 NFL Draft [24th overall] out of the University of California, Jordan has played in 215 career regular season games with 214 starts, recording 782 tackles [481 solo], a franchise record 117.5 sacks for a loss of 779.5 yards, three interceptions, 65 pass breakups, 15 forced fumbles and 11 fumble recoveries. In 2023, despite a lingering ankle injury, Jordan started every contest and recorded 43 tackles [20 solo], two sacks, three pass breakups and one fumble recovery.



JORDAN SACK NOTES

Jordan is ranked first on the club's all-time sack list, currently ranked 23th in NFL record books.

NEW ORLEANS SAINTS ALL-TIME SACK LEADERS [Regular Season since 1982]

Rk. Player, Years	No.
1. Cameron Jordan, 2011-	117.5
2. Rickey Jackson, 1982-93	115.0
3. Wayne Martin, 1989-99	82.5
4. Pat Swilling, 1986-92	76.5
5. Will Smith, 2004-12	67.5

Jordan has 53.5 sacks against NFC South teams, including 17 against Sunday's opponent, Tampa Bay.

JORDAN'S CAREER SACKS [Most vs. a Single Team]

Rk. Team	No.
1. Atlanta Falcons	23
2. Tampa Bay Bucs	17
3. Carolina Panthers	13.5

After recording only one sack as a rookie in 2011, Jordan immediately picked up his production with eight takedowns in 2012. His 116.5 takedowns since his second season [2012], leads the NFL over that span.

MOST SACKS IN THE NFL SINCE 2012

Rk. Player	No.
1. Cameron Jordan	116.5
2. Von Miller	115
3. Chandler Jones	112
4. Aaron Donald	111

Jordan's 71 quarterback takedowns since 2017 are ranked second in the NFC and sixth in the National Football League.

MOST SACKS IN THE NFL SINCE 2017

Rk. Player	No.
1. T.J. Watt	101
2. Myles Garrett	92.5
3. Aaron Donald	83
4. Chris Jones	76.5
5. Khalil Mack	74
6. Cameron Jordan, NO	71

Since Week Eight of the 2014 season, Jordan has established himself as one of the National Football League's elite defenders. He's fourth in the NFL since October 26, 2014 with 95 quarterback takedowns.

MOST SACKS IN THE NFL SINCE OCTOBER 26, 2014

Rk. Player	No.
1. Aaron Donald	109
2. Khalil Mack	104
3. T.J. Watt	101
4. Cameron Jordan	95
5. Myles Garrett	92.5

BRONCOS VS. SAINTS

Jordan's 117.5 career sacks are ranked second among active players

LEADING ACTIVE NFL PLAYERS IN SACKS

Rk. Player	No.
1. Von Miller	126.5
2. Cameron Jordan	117.5
3. Khalil Mack	104

MULTI-SACK GAMES

Jordan has posted 117.5 career sacks since 2011 and is the only player to have 100 takedowns and 60 passes defensed. During this time, the Saints own a 57-23 regular season record when he corrals a signal caller and boast a 24-3 mark in a multi-sack performance. Jordan's 27 multi-sack games are tied for first in franchise record books with Rickey Jackson's 27, with both of them leading the franchise with six performances of at least three sacks.

CAMERON JORDAN'S MULTIPLE SACK GAMES

Date, Opp.	Tckls.	Solo	Asst.	Scks.	Yds.
11/5/12 vs. Phi.	3	3	3	3	21
9/22/13 vs. Ari.	7	3	4	2	14
11/21/13 @ Atl.	7	3	4	2.5	10.5
12/8/13 vs. Car.	5	3	2	2	19
10/26/14 vs. GB	4	3	1	2	15
12/28/14 @ TB	6	4	2	1.5	9
10/15/15 vs. Atl.	7	6	1	3	12
10/25/15 @ Ind.	3	2	1	2	12
10/15/17 vs. Det.	5	4	1	2	12
11/5/17 vs. TB	7	5	2	1.5	9
11/26/17 @ LAR	4	4	0	2	20
12/24/17 vs. Atl.	3	3	0	2	10
9/16/18 vs. Cle.	2	2	0	2	11
9/23/18 @ Atl.	5	4	1	2	8
11/22/18 vs. Atl.	3	3	0	2	9
11/29/18 @ Dal.	7	3	4	2	10
12/9/18 @ TB	4	4	0	2	21
10/13/19 @ JAX	4	3	1	2	12
10/20/19 @ Chi.	2	2	0	2	16
11/17/19 @ TB	3	1	2	1.5	12
11/28/19 @ Atl.	5	1	6	4	19
11/22/20 vs. Atl.	4	0	4	3	14

CAMERON JORDAN'S MULTIPLE SACK GAMES

Date, Opp.	Tckls.	Solo	Asst.	Scks.	Yds.
12/19/21 @ TB	5	0	5	2	13
12/27/21 vs. Mia.	4	2	6	2	9
1/2/22 vs. Car.	6	2	8	3.5	21.5
10/9/22 vs. Sea.	3	3	0	2	23
1/1/23 @ Phi.	5	5	0	3	16

MR. 200

On Dec. 24, 2022, at Cleveland, Jordan played in his 200th career game [regular season/postseason combined] in a Black and Gold uniform, moving him into third place on the club's all-time games played list. The following week at Philadelphia, Jan. 1, 2023, Jordan also started his 200th career game, joining Drew Brees as only the second player to open 200 contests in franchise history. On Sept. 24, 2023, at Green Bay, Jordan played in his 206th career game, passing Thomas Morstead for second all-time in club record books. On Oct. 29, 2023, Jordan became only the second Saints player, first defensive Saint and 57th NFL defensive lineman to play in 200 regular season contests. On Nov. 5, 2023 vs. Chicago, he became only the second Saint to start 200 career regular season contests. Jordan has played in 215 career regular season games and playing in his 216th game on Thursday night, he will move into a tie for 25th all-time among defensive linemen with Dave Butz.

SAINTS ALL-TIME GAMES PLAYED LIST [REGULAR SEASON AND POSTSEASON COMBINED]

Rk. Saint	Years	No.
1. Drew Brees	2006-20	245
2. Cameron Jordan	2011-	225
3. Thomas Morstead	2009-20	205
4. Morten Andersen	1982-94	190

SAINTS ALL-TIME GAMES PLAYED LIST [REGULAR SEASON]

Rk. Saint	Years	No.
1. Drew Brees	2006-20	228
2. Cameron Jordan	2011-	215
3. Morten Andersen	1982-94	196

BRONCOS VS. SAINTS

MOST GAMES STARTED IN SAINTS HISTORY (REGULAR SEASON)

Rk. Saint	Years	No.
1. Drew Brees	2006-20	228
2. Cameron Jordan	2011-	213

VERSATILE DEFENDER

Jordan is the only NFL defender to record at least 300 tackles, 60 sacks, 75 stops for loss and 90 quarterbacks hits since 2017. Since 2017, he has posted 390 stops, 71 sacks, 89 tackles for loss and 130 quarterback hits.

TACKLES FOR LOSS

Jordan's 89 tackles for loss since 2017 are ranked sixth in the NFL over the period.

MOST TACKLES FOR LOSS IN THE NFL SINCE 2017

Rk. Player	No.
1. Aaron Donald	119
2. T.J. Watt	115
3. Myles Garrett	100
4. Maxx Crosby	97
5. Danielle Hunter	93
6. Cameron Jordan	89

IRON MAN

Until missing the Dec. 12, 2021 contest at the New York Jets on the Reserve/COVID-19 list, Jordan had enjoyed the longest active games played streak (172) among position players and the longest games started streak. Missing one contest in 2022 (eye), his first due to injury, Jordan played in at least 16 contests in his first 12 seasons. In 2023, he played in every game for the 12th time in his 14-year career, opening all 17 contests.

CONSECUTIVE REGULAR SEASON GAMES STARTED BY SAINTS PLAYERS

Rk. Saint	Dates	No.
1. Cameron Jordan	[1/2/12-12/2/21]	157
2. Wayne Martin	[9/19/91-1/2/99]	144
3. Jahri Evans	[9/10/06-9/15/13]	114

MOST CONSECUTIVE REGULAR SEASON GAMES PLAYED BY NEW ORLEANS SAINTS PLAYERS

Rk. Saint	Dates	No.
1. Cameron Jordan	[9/8/11-12/2/21]	172
2. Jim Dombrowski	[10/25/87-11/3/96]	148

ONE OF 15

Jordan is now one of only 15 National Football League players to have at least 15 sacks against two opponents, 17 against the Tampa Bay Buccaneers and 23 against the Atlanta Falcons, both NFC South divisional rivals. Jordan's 23 takedowns of former Atlanta QB Matt Ryan are the most sacks a player has had against an individual quarterback in NFL history.

PRO BOWL LEADER

With eight Pro Bowl appearances as a Saint since joining the club in 2011, no Saints defensive player has been selected to the league's all-star game more than Jordan in franchise history and only trails QB Drew Brees in all-time selections.

SAINTS ALL-TIME PRO BOWL SELECTIONS

Rk. Saint	Pro Bowl Selections
1. Drew Brees	12
2. Cameron Jordan	8

YEAR BY YEAR

In addition to being the franchise's all-time sack leader, Jordan has led the Saints in takedowns a franchise-best nine times (2012-13, 2015-19 and 2021-22).

MOST SEASONS LEADING SAINTS IN SACKS

Rk. Saint	Seasons	Sacks
1. Cameron Jordan	9	117.5
2t. Rickey Jackson	5	115
2t. Pat Swilling	5	76.5

BRONCOS VS. SAINTS

BRYAN BRESEE

The team's first round selection in the 2023 NFL Draft out of Clemson after being a three-time All-ACC selection, the Maryland native played in 26 games with 21 starts for the Tigers, producing 54 tackles [35 solo], 15 stops for loss, nine sacks, a forced fumble, an interception and five passes defensed.

Bresee immediately found a role in New Orleans' interior rotation and appeared in all 17 games, recording 24 tackles, 4.5 sacks and six pass breakups. His takedown total was the highest by a Saints rookie defensive tackle since becoming an official statistic in 1982 and his pass defense total was the most in club records for a rookie at the position since the statistic was officially recorded in 1980, Bresee also tied for second in the league among defensive tackles in 2023.



2023 PASS BREAKUP LEADERS BY DEFENSIVE TACKLES

Rk. Defensive Tackle	Team	No.
1. DeForest Buckner	Ind.	7
2t. Bryan Bresee	NO	6
2t. Christian Barmore	NE	6
2t. Derrick Brown	Car.	6

Bresee is enjoying a breakout sophomore campaign, starting all four games and tying for second in the NFL among defensive tackles with four sacks.

CARL GRANDERSON

Signed by New Orleans as an undrafted free agent out of Wyoming in 2019, Granderson posted 17.5 sacks in college and possesses the prototypical frame for an NFL pass rusher. Granderson has become a significant cog in the team's defensive line rotation with 203 tackles, 26 sacks, two pass breakups, four forced fumbles and two recoveries.

Earning the starting right defensive end position in 2023, Granderson posted a career-high 78 tackles [44 solo], led the team with a career-best 8.5 sacks for a 55-yard loss, one pass defense, one forced fumble and one fumble recovery. Through five games in 2024, Granderson has 24 tackles, three sacks and one forced fumble.

TACKLES UP FRONT

Granderson's 78 tackles in 2023 ranked fifth in the National Football League among defensive linemen and were the most by a Saints defensive lineman since 2004.

MOST TACKLES BY AN NFL DEFENSIVE LINEMAN IN 2023 (PRESS BOX TOTALS)

Rk. Lineman	Team	No.
1. Derrick Brown	Carolina	103
2. Harrison Phillips	Minnesota	92
3. Maxx Crosby	Las Vegas	90
4. DeForest Buckner	Indianapolis	81
5. Carl Granderson	New Orleans	78

MOST TACKLES BY A SAINTS DEFENSIVE LINEMAN SINCE 2004 (PRESS BOX TOTALS)

Rk. Saints DL	Year	No.
1. Charles Grant	2004	80
2. Carl Granderson	2023	78

PAYTON TURNER

With the 28th overall pick in the 2021 NFL Draft out of Houston, the Saints added to the defensive line with this gifted pass rusher. In 18 career games, Turner has recorded 29 tackles, three sacks, one pass breakup one fumble recovery, one special teams stop and one blocked field goal. In 2023, the Texan suffered a toe injury in the season-opening win over Tennessee that would sideline him for 15 contests. However, Turner returned for the season finale vs. Atlanta and recorded the first fumble recovery of his career, showing his promise both with his pass rush and playmaking abilities. Turner is a part of the team's defensive line rotation in 2024 with one sack and two special teams stops.

LINEBACKERS

CHASE YOUNG

Originally selected by Washington with the second overall pick in the 2020 NFL Draft out of Ohio State, this talented edge rusher is in his fifth season in the NFL and first with New Orleans. In five campaigns for Washington (2020-23), San Francisco (2023) and New Orleans (2024), Young has appeared in 49 regular season games with 32 starts and recorded 116 tackles (77 solo), 18.0 sacks, 23 stops for loss, nine pass breakups, six forced fumbles and three fumble recoveries. The consensus NFL Defensive Rookie of the Year, Young recorded 44 tackles, 7.5 sacks, ten stops for loss and made multiple splash plays with four forced fumbles and three fumble recoveries in 2020. Young played in only 12 games from 2021-22 after suffering a knee injury midway through his second campaign. In 2023, he played in seven games for Washington and nine for San Francisco following a midseason trade and tied his career-best with 7.5 takedowns in helping the 49ers advance to Super Bowl LVIII. Young has fit in with the New Orleans defensive line and his addition will be a boost to the front.

NATHAN SHEPHERD

Originally selected by the New York Jets in the third round of the 2018 NFL Draft out of Fort Hays State, this versatile defensive tackle enters his seventh NFL season, his second campaign with the Saints. The Ajax, Ontario, Canada native has appeared in 96 career games with 35 starts, totaling 176 tackles (93 solo) and nine sacks for a loss of 75 yards. In 2023, this valued free agent acquisition started all 17 games for New Orleans in the middle, posting career-highs in tackles (50), solo stops (26) and sacks (three).

KHALEN SAUNDERS

Originally selected by the Kansas City Chiefs in the third round of the 2019 NFL Draft out of Western Illinois, Saunders enters his sixth NFL season and second campaign with New Orleans. Signed as an unrestricted free agent in the 2023 offseason, Saunders combined with two other newcomers in Shepherd and Bresee to form a new interior front, recording career-highs in tackles (57) and solo stops (24). In 58 career regular season games with 23 starts, Saunders has recorded 148 tackles (68 solo), 4.5 sacks, one interception, four pass breakups and four stops for loss.



DEMARIO DAVIS

This dependable and sure-tackling defender joined the New Orleans Saints in 2018 after spending his first six NFL seasons with the New York Jets and Cleveland Browns. In his career, the Brandon, Miss. native has appeared in 199 regular season games with 185 starts for the Jets (2012-15, 2017), Browns (2016) and the Saints (2018-), recording 1,370 stops (877 solo), 43.5 sacks, three interceptions, 55 pass breakups, four forced fumbles, eight fumble recoveries and 24 special teams tackles.

In 2023, Davis started every contest and again led the Black and Gold in tackles with 121 stops (74 solo), ranked second with 6.5 sacks and added one forced fumble, one fumble recovery and four pass breakups. He joined LB Joe Federspiel as only the second Saint to have 100 stops in six straight seasons, having done so in his last seven campaigns and his tenth season overall of his 12-year National Football League career.

2023 NEW ORLEANS SAINTS TACKLE LEADERS

Rk.	Saint	No.
1.	Demario Davis	121
2.	Pete Werner	93
3.	Carl Granderson	78
4.	Paulson Adebo	76
5t.	Tyrann Mathieu	75
5t.	Alontae Taylor	75

Through five games in 2024 Davis has 35 stops (17 solo), one pass defense and one sack, despite missing the first game of his career due to injury in Week Four. Davis will play in his 200th career game on Thursday night against Denver.

1,300 CLUB

In 2023, Davis joined Bobby Wagner and Lavonte David as only the third active NFL player with 1,300 career tackles.

ACTIVE NFL TACKLE LEADERS

Rk.	Player	No.
1.	Bobby Wagner, 2012-	1,761
2.	Lavonte David, 2012-	1,703
3.	Demario Davis, 2012-	1,370

PETE WERNER



New Orleans selected this three-year starter from Ohio State in the second round of the 2021 NFL Draft. The Indianapolis native finished his college career playing in 47 career games with 35 starts, recording 185 tackles (111 solo), 16 stops for loss, four sacks, 11 pass breakups, four forced fumbles and two fumble recoveries. Werner helped power the Buckeyes to the College Football Playoff championship game as a senior in 2020, when he was voted by the Big Ten coaches as a first-team All-Conference selection and a Butkus Award semi-finalist, posting 54 tackles, 2.5 stops for loss, one sack and two forced fumbles.

In four seasons, Werner has played in 47 games with 39 starts and has recorded 252 tackles (163 solo), a split sack, one interception, four pass breakups, two forced fumbles, two fumble recoveries and three special teams stops.

Werner finished the 2023 season ranked second on the team with 93 stops, a split sack, one interception, one pass breakup and two fumble recoveries, tied for the team lead. In the second week of 2024 training camp, he agreed to terms with the Saints on a three-year contract extension.

WILLIE GAY JR.



A contributor on defense for the back-to-back Super Bowl Champion Kansas City Chiefs, this sideline to sideline linebacker joined the Saints at the start of the 2024 free agency period. In five seasons, Gay has played in 62 regular season games with 52 starts, posting 241 tackles (156 solo), six sacks, four interceptions, including one returned for a touchdown, 21 pass breakups, two forced fumbles, five fumble recoveries and seven special teams stops. In nine postseason games played/starts, Gay has accumulated 29 stops, a split sack and three passes defended.

In his final season in Kansas City, Gay played in 16 regular season games with 15 starts for the Chiefs and finished the season with 58 tackles (44 solo), one sack, one interception, four pass breakups, one forced fumble and a career-high three fumble recoveries. In three postseason starts en route to the Super Bowl Championship, Gay collected nine more stops and one pass defense.

ANFERNEE ORJI

After originally signed as an undrafted free agent out of Vanderbilt in 2023, where he led the Commodores in tackles in each of his final three seasons, Orji spent his entire rookie season on the club's practice squad. He received the opportunity to see extensive snaps in practice in training camp due to injuries to teammates Davis and Werner. In three preseason contests, Orji led the team with 20 tackles (team-high 13 solo), one stop for loss, two passes defended and three special teams stops, securing a 53-man roster spot. He ranks second on the team with ten special teams tackles and has added 11 defensive stops.

SECONDARY

S TYRANN MATHIEU

This versatile, hard-hitting, playmaking safety and New Orleans native enters his third season with his hometown team, signing after the 2022 NFL Draft. Mathieu has brought experience and leadership to the Saints secondary. He was originally selected by the Arizona Cardinals in the third round (69th overall) in the 2013 NFL Draft out of LSU and has played for the Cardinals (2013-17), Houston Texans (2018), Kansas City Chiefs (2019-21) and Saints (2022-). In 11 NFL seasons, he has played in 169 regular season games with 160 starts and has posted career totals of 795 tackles (653 solo), 43 stops for loss, 11 sacks for a loss of 78 yards, 35 interceptions for 524 return yards, four brought back for touchdowns, 101 passes defended, six forced fumbles, eight fumble recoveries and five special teams stops. Mathieu has been selected to three Pro Bowls, three Associated Press All-Pro teams and the Pro Football Hall of Fame's 2010's All-Decade Team.


In his second season in New Orleans in 2023, Mathieu opened all 17 contests for the second consecutive campaign and finished with 75 tackles (50 solo), four interceptions, tied for seventh in the NFL and the team lead, returned for 122 yards with a TD and nine passes defended.

THE ONLY ONE

In 2024, Mathieu is his usual playmaking self. Through six games, he has opened every contest at free safety and posted 23 tackles (18 solo), two interceptions, three pass breakups, one forced fumble and one fumble recovery. Mathieu is tied for sixth in the National Football League with two interceptions

FOUR IN A ROW

Dating back to an interception in the 2023 season finale vs. Atlanta, recovering a fumble in the 2024 season opener vs. Carolina and picking off Dallas Cowboys quarterback Dak Prescott and Philadelphia Eagles signal-caller Jalen Hurts in Weeks Three and Four, Mathieu recorded a least one takeaway in four consecutive games for the first time in his career. Mathieu is the first Saints defender to record takeaways in four consecutive contests since safety Sammy Knight had at least one in five consecutive contests from Oct. 7-Nov. 4, 2001.



NOSE FOR THE BALL

Mathieu's 35 interceptions since coming into the NFL in 2013 are first in the league over the period after tying for the club lead with four picks in 2023 and leading the team with two in 2024. Mathieu's 35 career picks are tied for first among active players, with Vikings S Harrison Smith's.

**NFL LEADERS IN INTERCEPTIONS
(2013-PRESENT)**

Rk.	Player	Interceptions
1.	Tyrann Mathieu	35
2.	Marcus Peters	33
3t.	Tashaun Gipson Sr.	32
3t.	Harrison Smith	32

BRONCOS VS. SAINTS

CB MARSHON LATTIMORE

Selected by the Saints in the first round [11th overall] of the 2017 NFL Draft Lattimore started all 13 games he appeared in. He totaled 53 tackles [44 solo], a forced fumble, one fumble recovery, five interceptions for 85 yards and 18 passes defended. As a rookie, Lattimore became the youngest Saint [21 years old] ever selected to the Pro Bowl and was voted as the AP NFL Defensive Rookie of the Year.

In his eighth season, Lattimore has started all 94 regular season games he has played in, recording 394 tackles [316 solo], 15 interceptions, 87 passes defended, five forced fumbles and five fumble recoveries, earning Pro Bowl honors in four seasons.

To open 2023, Lattimore came up with a standout performance in the opening win over Tennessee. In addition to his 15th career pick, to move him into a tie for eighth place in club record books in interceptions, he also finished with four passes defended, the third time in his career he has deflected at least four throws in a contest. In a season cut short by an ankle injury, he started the first ten games and posted 48 stops, one pick and eight passes defended. In 2024, he has opened five games and recorded 24 tackles and one pass defense, assigned to covering the top receiver of opponents.

GET A HAND ON

Lattimore's 86 passes defended since entering the NFL in 2017 are ranked first in the league.

PASSES DEFENSED BY SAINTS SINCE 2017 [Press Box Stats]

Rk. Saints Defender	PD
1. Marshon Lattimore	87
2. Paulson Adebo	40
3. Demario Davis	39

PASSES DEFENSED IN THE NFL SINCE 2017 [Press Box Stats]

Rk. Defender	PD
1t. James Bradberry	102
1t. Darius Slay Jr.	102
3. Xavien Howard	89
4. Marshon Lattimore	87

CB PAULSON ADEBO

New Orleans' third round selection [76th overall] in the 2021 NFL Draft out of Stanford, Adebo overcame not playing college football in 2020 to make significant contributions to the Saints secondary in his first season with the club. The Texas native finished his college career playing in 22 games with 21 starts for Stanford and recording 97 tackles, 34 pass breakups and eight interceptions, earning All-Pac 12 honors in both 2018 and 2019.

Joining the starting lineup immediately as a rookie in 2021, Adebo has played in 50 games with 49 starts, posting 235 tackles, nine interceptions, 41 pass breakups, two forced fumbles, two fumble recoveries and two special teams stops.

Sharpened by an extensive training camp competition, Adebo enjoyed a breakout 2023 campaign. His season was highlighted by a two interception, three total takeaway performance in the Nov. 5, 24-17 win over Chicago that earned him NFC Defensive Player of the Week. Adebo finished with 76 tackles to lead the secondary, four interceptions, tied for first on the team with Mathieu, 18 pass breakups to rank third in the league, two forced fumbles and two fumble recoveries, also adding a pick on a two-point attempt in the Dec. 31, 23-13 win at Tampa Bay.



BREAK IT UP

2024 NFL PASS BREAKUPS LEADERS [Press Box Stats]

Rk. Defender, Team	PD
1t. Paulson Adebo, NO	10
1t. Zyon McCollum, TB	10
1t. Denzel Ward, Cle.	10
4. Brian Branch, Det.	9

SECONDARY STOPS

In 2024, Adebo has started all six contests and leads the team with 46 tackles (40 solo), three interceptions lead the team and a team-best ten passes defended, tied for the league lead.

2024 NEW ORLEANS SAINTS TACKLE LEADERS

Rk. Saint	No.
1. Paulson Adebo	46
2. Demario Davis	35
3. Alontae Taylor	34
4t. Carl Granderson	24
4t. Marshon Lattimore	24

ALONTAE TAYLOR

Selected by the Saints in the second round (49th overall) of the 2022 NFL Draft out of Tennessee, Taylor shook off early injuries to play in 13 games with nine starts and posted 45 tackles (38 solo) and a club-best 11 pass breakups, ranked fourth among NFL rookies.

Moving to the nickel position in 2023, possessing extensive experience on the inside and the outside, Taylor appeared in all 17 games with 13 starts and recorded 75 tackles, his first two career interceptions in the last two weeks of the season and a career-high 14 pass breakups, tied for second on the team and ninth in the NFL.

In 2024, Taylor ranks third on the team with 34 tackles (26 solo), ranks second with 3.5 sacks and has added five passes defended and a team-best two forced fumbles..

DB DROP

In the Sept. 8 season-opening win over Carolina, Taylor became the first Saints defensive back to record three sacks in a contest since the statistic was officially recognized by the NFL in 1982. The only other defensive back to record three sacks on kickoff weekend is former Chargers S Rodney Harrison (vs. Buffalo, 9/6/98). After splitting a sack on Sept. 22 vs. Philadelphia, Taylor's 3.5 sacks are the second-highest total by a cornerback in Saints record books behind Alex Molden's four in 1997.

BREAKING UP

In 2022, Taylor was the first rookie since Lattimore to lead the Saints in pass breakups (11), and only the fourth in team history to do so (Saints did not track passes defended before 1980). He followed that up by finishing tied for second on the team with 14 in 2023.



NEW ORLEANS SAINTS ROOKIES TO LEAD TEAM IN PASS BREAKUPS (PRESS BOX STATS)

Rk. Saint, Rookie Season	PD
1t. Marshon Lattimore, 2017	18
1t. Robert Massey, 1989	19
1t. Dave Waymer, 1980	18
4. Alontae Taylor, 2022	11

NEW ORLEANS SAINTS ALPHABETICAL ROSTER (as of 10/14/24)

No.	Name	Pos.	Ht.	Wt.	Born	Exp.	College	H.S. Hometown
29	Adebo, Paulson	CB	6-1	192	7/3/99	4	Stanford	Mansfield, Texas
97	Boyd, Christian	DT	6-2	320	2/23/00	R	Northern Iowa	Blue Springs, Mo.
90	Bresee, Bryan	DT	6-5	305	10/6/01	2	Clemson	Damascus, Md.
4	Carr, Derek	QB	6-3	215	3/28/91	11	Fresno State	Bakersfield, Calif.
56	Davis, Demario	LB	6-2	248	1/11/89	13	Arkansas State	Brandon, Miss.
53	Ford, Jaylan	LB	6-2	240	11/28/01	R	Texas	Frisco, Texas
55	Foskey, Isaiah	DE	6-5	270	10/30/00	2	Notre Dame	Concord, Calif.
75	Fuaga, Taliесе	T	6-6	324	4/5/02	R	Oregon State	Tacoma, Wash.
6	Gay Jr., Willie	LB	6-1	243	2/15/98	5	Mississippi State	Starkville, Miss.
96	Granderson, Carl	DE	6-5	261	12/18/96	6	Wyoming	Sacramento, Calif.
48	Gray, J.T.	DB	6-0	202	1/18/96	7	Mississippi State	Clarksdale, Miss.
19	Grupe, Blake	K	5-7	156	11/5/98	2	Notre Dame	Sedalia, Mo.
3	Haener, Jake	QB	6-1	200	3/10/99	2	Fresno State	Danville, Calif.
43	Hayball, Matthew	P	6-0	189	3/12/97	R	Vanderbilt	West Adelaide, Australia
60	Hergel, Kyle	G	6-2	315	10/7/99	R	Boston College	Mississauga, Ontario, Canada
7	Hill, Taysom	TE	6-2	221	8/23/90	8	BYU	Pocatello, Idaho
85	Holker, Dallin	TE	6-3	241	4/7/00	R	Colorado State	Lehi, Utah
31	Howden, Jordan	DB	6-0	209	5/14/00	2	Minnesota	San Diego, Calif.
52	Jackson, D'Marco	LB	6-1	233	7/20/98	3	Appalachian State	Spartanburg, S.C.
83	Johnson, Juwan	TE	6-4	231	9/13/96	5	Oregon	Glassboro, N.J.
94	Jordan, Cameron	DE	6-4	287	7/10/89	14	California	Chandler, Ariz.
41	Kamara, Alvin	RB	5-10	215	7/25/95	8	Tennessee	Atlanta, Ga.
23	Lattimore, Marshon	CB	6-0	192	5/20/96	8	Ohio State	Cleveland, Ohio
32	Mathieu, Tyrann	S	5-9	190	5/13/92	12	LSU	New Orleans, La.
61	McGovern, Connor	C	6-4	306	4/27/93	8	Missouri	Fargo, N.D.
14	McKinstry, Kool-Aid	CB	5-11	199	9/30/02	R	Alabama	Pinson, Ala.
16	Means, Bub	WR	6-2	215	1/10/01	R	Pittsburgh	Lovejoy, Ga.
25	Miller, Kendre	RB	6-0	220	6/11/02	2	TCU	Mount Enterprise, Texas
33	Mims, Jordan	RB	6-0	205	6/16/99	1	Fresno State	Atherton, Calif.
87	Moreau, Foster	TE	6-4	250	5/6/97	6	LSU	New Orleans, La.
12	Olave, Chris	WR	6-0	187	6/27/00	3	Ohio State	San Marcos, Calif.
58	Orji, Anfernee	LB	6-2	230	10/6/00	1	Vanderbilt	Rockwall, Texas
62	Patrick, Lucas	OL	6-3	313	7/30/93	8	Duke	Brentwood, Tenn.
36	Payton, Rico	CB	6-0	182	11/28/99	R	Pittsburg State	St. Louis, Mo.
70	Penning, Trevor	T	6-7	325	5/15/99	3	Northern Iowa	Mason City, Iowa
46	Prentice, Adam	FB	6-0	245	1/16/97	4	South Carolina	Clovis, Calif.
18	Rattler, Spencer	QB	6-0	211	9/28/00	R	South Carolina	Phoenix, Ariz.
95	Ridgeway III, John	DT	6-5	321	5/7/99	3	Arkansas	Bloomington, Ill.
51	Ruiz, Cesar	C/G	6-4	316	6/14/99	5	Michigan	Camden, N.J.
64	Saldiveri, Nick	OL	6-6	316	8/14/00	2	Old Dominion	Monroe, N.C.
50	Saunders, Khalel	DT	6-0	324	8/9/96	6	Western Illinois	St. Louis, Mo.
22	Shaheed, Rashid	WR/RS	6-0	180	8/31/98	3	Weber State	San Diego, Calif.
93	Shepherd, Nathan	DT	6-4	315	10/9/93	7	Fort Hays State	Ajax, Ontario, Canada
1	Taylor, Alontae	CB	6-1	199	12/3/98	3	Tennessee	Manchester, Tenn.
84	Tipton, Mason	WR	5-11	187	9/27/00	R	Yale	Akron, Ohio
98	Turner, Payton	DE	6-6	270	1/7/99	4	Houston	Houston, Texas
74	Udoh, Olisaemeka	OL	6-6	320	2/14/97	6	Elon	Fayetteville, N.C.
20	Werner, Pete	LB	6-3	242	6/5/98	4	Ohio State	Indianapolis, Ind.
21	Williams, Jamaal	RB	6-0	224	4/3/95	8	BYU	Fontana, Calif.
11	Wilson Jr., Cedrick	WR	6-2	197	11/20/95	7	Boise State	Memphis, Tenn.
49	Wood, Zach	LS	6-3	255	1/10/93	8	Southern Methodist	Rowlett, Texas
99	Young, Chase	DE	6-5	265	4/14/99	5	Ohio State	Hyattsville, Md.
67	Young, Landon	T	6-7	321	8/21/97	4	Kentucky	Lexington, Ky.

Players on Active Roster: (53)

Practice Squad: (16)

24	Abram, Johnathan	S	5-11	205	10/25/96	6	Mississippi State	Columbia, Miss.
0	Amadi, Ugo	S	5-9	201	5/16/97	6	Oregon	Nashville, Tenn.
81	Austin Jr., Kevin	WR	6-2	200	3/30/00	1	Notre Dame	Fort Lauderdale, Fla.
38	Bradford, Millard	S	5-10	191	9/24/99	R	TCU	Helotes, Texas
76	Deculus, Austin	T	6-5	321	3/12/99	3	LSU	Cypress, Texas
72	Ezirim, Josiah	T	6-6	329	5/21/01	R	Eastern Kentucky	Hilliard, Ohio
80	Jackson, Jermaine	WR	5-7	170	6/2/00	R	Idaho	San Leandro, Calif.
86	Jacobson, Michael	TE	6-7	244	4/4/97	1	Iowa State	Waukee, Iowa
27	Jean-Charles, Shemar	DB	5-10	184	6/20/98	4	Appalachian State	Miramar, Fla.
57	Lalos, Niko	DE	6-5	269	6/25/97	2	Dartmouth	Akron, Ohio
69	Reed, Chris	G	6-3	314	8/22/92	8	Minnesota State-Mankato	Omaha, Neb.
39	Smyth, Charlie	K	6-4	210	6/26/01	R	International Pathway Program	Newry, Ireland
13	St. Brown, Equanimeous	WR	6-5	214	9/30/96	6	Notre Dame	Anaheim, Calif.
44	Stalbird, Isaiah	LB	6-1	215	7/18/00	R	South Dakota State	Kearney, Neb.
91	Vickers, Kendal	DT	6-3	295	5/23/95	3	Tennessee	Havelock, N.C.
82	Welch, Treyton	TE	6-4	240	1/10/01	R	Wyoming	Buffalo, Minn.

Reserve/Injured: (6)

5	Harris, Will	DB	6-1	206	12/19/95	6	Boston College	Suwanee, Ga.
77	Herron, Justin	T	6-5	290	11/27/95	5	Wake Forest	Silver Spring, Md.
66	Lemieux, Shane	G/C	6-4	310	5/12/97	5	Oregon	Yakima, Wash.
78	McCoy, Erik	C/G	6-4	303	8/27/97	6	Texas A&M	Lufkin, Texas
76	Peterson, Camron	DT	6-5	238	9/13/99	1	Southern	Houston, Texas
28	Wright, Rejohn	CB	6-2	193	9/4/00	1	Oregon State	Union City, Calif.

Reserve/Physically Unable to Perform: (3)

92	Kpassagnon, Tanoh	DE	6-7	289	6/14/94	8	Villanova	Ambler, Pa.
71	Ramczyk, Ryan	T	6-6	314	4/22/94	8	Wisconsin	Stevens Point, Wis.
45	Sewell, Nephi	LB	6-0	228	12/19/98	2	Utah	St. George, Utah

HEAD COACH: DENNIS ALLEN. Assistants: **Clancy Barone** (Tight Ends), **John Benton** (Offensive Line), **Rick Dennison** (Senior Offensive Assistant), **Jahri Evans** (Offensive Assistant), **Derrick Foster** (Running Backs), **Phil Galiano** (Assistant Special Teams), **Matt Giordano** (Defensive Assistant), **Peter Giunta** (Senior Defensive Assistant), **Todd Grantham** (Defensive Line), **Adam Gristick** (Defensive Assistant), **Michael Hodges** (Linebackers), **Andrew Janocko** (Quarterbacks), **Klint Kubiak** (Offensive Coordinator), **Mike Martinez** (Assistant to the Head Coach), **DeNarius McGhee** (Assistant Wide Receivers), **Kevin Petry** (Offensive Assistant), **Darren Rizzi** (Assistant Head Coach/Special Teams Coordinator), **Marcus Robertson** (Secondary), **Jordan Traylor** (Offensive Assistant), **Keith Williams** (Wide Receivers), **Joe Woods** (Defensive Coordinator), **Brian Young** (Pass Rush Specialist).

NEW ORLEANS SAINTS NUMERICAL ROSTER (as of 10/14/24)

No.	Name	Pos.	Ht.	Wt.	Age	Exp.	College	H.S. Hometown	How Acquired	GP	GS	DNP	IA
1	Alontae Taylor	CB	6-1	199	25	3	Tennessee	Manchester, Tenn.	D2-22	6	4	0	0
3	Jake Haener	QB	6-1	200	25	2	Fresno State	Danville, Calif.	D4b-23	3	0	3	0
4	Derek Carr	QB	6-3	215	33	11	Fresno State	Bakersfield, Calif.	FA-23	6	6	0	0
6	Willie Gay Jr.	LB	6-1	243	26	5	Mississippi State	Starkville, Miss.	UFA-24 (KC)	5	4	0	1
7	Taysom Hill	TE	6-2	221	34	8	BYU	Pocatello, Idaho	WAI-17 (GB)	3	3	0	3
11	Cedrick Wilson Jr.	WR	6-2	197	28	7	Boise State	Memphis, Tenn.	UFA-24 (MIA)	6	0	0	0
12	Chris Olave	WR	6-0	187	24	3	Ohio State	San Marcos, Calif.	D1a-22	6	6	0	0
14	Kool-Aid McKinstry	CB	5-11	199	22	R	Alabama	Pinson, Ala.	D2-24	6	1	0	0
16	Bub Means	WR	6-2	215	23	R	Pittsburgh	Lovejoy, Ga.	D5b-24	5	0	0	1
18	Spencer Rattler	QB	6-0	211	24	R	South Carolina	Phoenix, Ariz.	D5a-24	1	1	0	5
19	Blake Grupe	K	5-7	156	25	2	Notre Dame	Sedalia, Mo.	FA-23	6	0	0	0
20	Pete Werner	LB	6-3	242	26	4	Ohio State	Indianapolis, Ind.	D2-21	4	4	0	2
21	Jamaal Williams	RB	6-0	224	29	8	BYU	Fontana, Calif.	UFA-23 (DET)	6	0	0	0
22	Rashid Shaheed	WR/RS	6-0	180	26	3	Weber State	San Diego, Calif.	FA-22	6	6	0	0
23	Marshon Lattimore	CB	6-0	192	28	8	Ohio State	Cleveland, Ohio	D1a-17	5	5	0	1
25	Kendre Miller	RB	6-0	220	22	2	TCU	Mount Enterprise, Texas	D3-23	0	0	0	1
29	Paulson Adebo	CB	6-1	192	25	4	Stanford	Mansfield, Texas	D3-21	6	6	0	0
31	Jordan Howden	DB	6-0	209	24	2	Minnesota	San Diego, Calif.	D5-23	6	1	0	0
32	Tyrann Mathieu	S	5-9	190	32	12	LSU	New Orleans, La.	UFA-22 (KC)	6	6	0	0
33	Jordan Mims	RB	6-0	205	25	1	Fresno State	Atherton, Calif.	FA-23	6	0	0	0
36	Rico Payton	CB	6-0	182	24	R	Pittsburg State	St. Louis, Mo.	FA-24	6	0	0	0
41	Alvin Kamara	RB	5-10	215	29	8	Tennessee	Atlanta, Ga.	D3a-17	6	6	0	0
43	Matthew Hayball	P	6-0	189	27	R	Vanderbilt	West Adelaide, Australia	FA-24	6	0	0	0
46	Adam Prentice	FB	6-0	245	27	4	South Carolina	Clovis, Calif.	WAI-21 (DEN)	6	0	0	0
48	J.T. Gray	DB	6-0	202	28	7	Mississippi State	Clarksdale, Miss.	FA-18	6	0	0	0
49	Zach Wood	LS	6-3	255	31	8	Southern Methodist	Rowlett, Texas	FA-17	6	0	0	0
50	Khalen Saunders	DT	6-0	324	28	6	Western Illinois	St. Louis, Mo.	UFA-23 (KC)	3	1	0	3
51	Cesar Ruiz	C/G	6-4	316	25	5	Michigan	Camden, N.J.	D1-20	3	3	0	3
52	D'Marco Jackson	LB	6-1	233	26	3	Appalachian State	Spartanburg, S.C.	D5-22	3	0	0	3
53	Jaylan Ford	LB	6-2	240	22	R	Texas	Frisco, Texas	D5c-24	4	0	0	2
55	Isaiah Foskey	DE	6-5	270	23	2	Notre Dame	Concord, Calif.	D2-23	6	0	0	0
56	Demario Davis	LB	6-2	248	35	13	Arkansas State	Brandon, Miss.	UFA-18 (NYJ)	6	6	0	0
58	Anfernee Orji	LB	6-2	230	24	1	Vanderbilt	Rockwall, Texas	FA-23	6	0	0	0
60	Kyle Hergel	G	6-2	315	25	R	Boston College	Mississauga, Ontario, Canada	FA-24	3	0	0	0
61	Connor McGovern	C	6-4	306	31	8	Missouri	Fargo, N.D.	FA-24	2	1	0	0
62	Lucas Patrick	OL	6-3	313	31	8	Duke	Brentwood, Tenn.	UFA-24 (CHI)	6	6	0	0
64	Nick Saldiveri	OL	6-6	316	24	2	Old Dominion	Monroe, N.C.	D4a-23	6	2	0	0
67	Landon Young	T	6-7	321	27	4	Kentucky	Lexington, Ky.	D6-21	6	3	0	0
70	Trevor Penning	T	6-7	325	25	3	Northern Iowa	Mason City, Iowa	D1b-22	6	6	0	0
74	Olisaemeka Udoh	OL	6-6	320	27	6	Elon	Fayetteville, N.C.	UFA-24 (MIN)	5	0	1	0
75	Taliese Fuaga	T	6-6	324	22	R	Oregon State	Tacoma, Wash.	D1-24	6	6	0	0
83	Juwan Johnson	TE	6-4	231	28	5	Oregon	Glassboro, N.J.	FA-20	6	2	0	0
84	Mason Tipton	WR	5-11	187	24	R	Yale	Akron, Ohio	FA-24	6	0	0	0
85	Dallin Holker	TE	6-3	241	24	R	Colorado State	Lehi, Utah	FA-24	2	1	1	3
87	Foster Moreau	TE	6-4	250	27	6	LSU	New Orleans, La.	UFA-23 (LV)	6	6	0	0
90	Bryan Bresee	DT	6-5	305	23	2	Clemson	Damascus, Md.	D1-23	6	5	0	0
93	Nathan Shepherd	DT	6-4	315	31	7	Fort Hays State	Ajax, Ontario, Canada	UFA-23 (NYJ)	6	6	0	0
94	Cameron Jordan	DE	6-4	287	35	14	California	Chandler, Ariz.	D1a-11	6	6	0	0
95	John Ridgeway III	DT	6-5	321	25	3	Arkansas	Bloomington, Ill.	TR-24 (WAS)	4	0	0	2
96	Carl Granderson	DE	6-5	261	27	6	Wyoming	Sacramento, Calif.	FA-19	6	6	0	0
97	Khristian Boyd	DT	6-2	320	24	R	Northern Iowa	Blue Springs, Mo.	D6-24	4	0	0	2
98	Payton Turner	DE	6-6	270	25	4	Houston	Houston, Texas	D1-21	5	0	0	1
99	Chase Young	DE	6-5	265	25	5	Ohio State	Hyattsville, Md.	UFA-24 (SF)	6	0	0	0

Players on Active Roster: (53)

Practice Squad: (16)

0	Ugo Amadi	S	5-9	201	27	6	Oregon	Nashville, Tenn.	FA-23	1	0	0	0
13	Equanimeous St. Brown	WR	6-5	214	28	6	Notre Dame	Anaheim, Calif.	UFA-24 (CHI)	0	0	0	0
24	Johnathan Abram	S	5-11	205	27	6	Mississippi State	Columbia, Miss.	UFA-23 (SEA)	2	0	0	0
27	Shemar Jean-Charles	DB	5-10	184	26	4	Appalachian State	Miramar, Fla.	FA-23	0	0	0	0
38	Millard Bradford	S	5-10	191	25	R	TCU	Helotes, Texas	FA-24	0	0	0	0
39	Charlie Smyth	K	6-4	210	23	R	International Pathway Program	Newry, Ireland	FA-24	0	0	0	0
44	Isaiah Stalbird	LB	6-1	215	24	R	South Dakota State	Kearney, Neb.	FA-24	3	0	0	0
57	Niko Lalos	DE	6-5	269	27	2	Dartmouth	Akron, Ohio	FA-23	0	0	0	0
69	Chris Reed	G	6-3	314	32	8	Minnesota State-Mankato	Omaha, Neb.	FA-24	1	0	0	0
72	Josiah Ezirim	T	6-6	329	23	R	Eastern Kentucky	Hilliard, Ohio	D7-24	0	0	0	0
76	Austin Deculus	T	6-5	321	25	3	LSU	Cypress, Texas	FA-24	0	0	0	0
80	Jermaine Jackson	WR	5-7	170	24	R	Idaho	San Leandro, Calif.	FA-24	0	0	0	0
81	Kevin Austin Jr.	WR	6-2	200	24	1	Notre Dame	Fort Lauderdale, Fla.	FA-24	0	0	0	0
82	Treyton Welch	TE	6-4	240	23	R	Wyoming	Buffalo, Minn.	FA-24	0	0	0	0
86	Michael Jacobson	TE	6-7	244	27	1	Iowa State	Waukege, Iowa	FA-23	0	0	0	0
91	Kendal Vickers	DT	6-3	295	29	3	Tennessee	Havelock, N.C.	FA-24	1	0	0	0

Reserve/Injured: (6)

5	Will Harris	DB	6-1	206	28	6	Boston College	Suwanee, Ga.	UFA-24 (DET)	5	5	0	0
28	Rejohn Wright	CB	6-2	193	24	1	Oregon State	Union City, Calif.	FA-24	0	0	0	0
66	Shane Lemieux	G/C	6-4	310	27	5	Oregon	Yakima, Wash.	UFA-24 (NYG)	1	1	0	0
76	Camron Peterson	DT	6-5	280	25	1	Southern	Houston, Texas	FA-24	0	0	0	0
77	Justin Herron	T	6-5	290	28	5	Wake Forest	Silver Spring, Md.	FA-24	0	0	0	0
78	Erik McCoy	C/G	6-4	303	27	6	Texas A&M	Lufkin, Texas	D2-19	3	3	0	0

Reserve/Physically Unable to Perform: (3)

45	Nephi Sewell	LB	6-0	228	25	2	Utah	St. George, Utah	FA-22	0	0	0	0
71	Ryan Ramczyk	T	6-6	314	30	8	Wisconsin	Stevens Point, Wis.	D1b-17	0	0	0	0
92	Tanoh Kpassagnon	DE	6-7	289	30	8	Villanova	Ambler, Pa.	UFA-21 (KC)	0	0	0	0

HEAD COACH: DENNIS ALLEN. Assistants: Clancy Barone (Tight Ends), John Benton (Offensive Line), Rick Dennison (Senior Offensive Assistant), Jahri Evans (Offensive Assistant), Derrick Foster (Running Backs), Phil Galiano (Assistant Special Teams), Matt Giordano (Defensive Assistant), Peter Giunta (Senior Defensive Assistant), Todd Grantham (Defensive Line), Adam Gristick (Defensive Assistant), Michael Hodges (Linebackers), Andrew Janocko (Quarterbacks), Kliint Kubiak (Offensive Coordinator), Mike Martinez (Assistant to the Head Coach), DeNarius McGhee (Assistant Wide Receivers), Kevin Petry (Offensive Assistant), Darren Rizzi (Assistant Head Coach/Special Teams Coordinator), Marcus Robertson (Secondary), Jordan Traylor (Offensive Assistant), Keith Williams (Wide Receivers), Joe Woods (Defensive Coordinator), Brian Young (Pass Rush Specialist).

NEW ORLEANS SAINTS EXPERIENCE ROSTER (as of 10/14/24)

No.	Name	Pos.	Ht.	Wt.	Birthdate	Exp.	College	H.S. Hometown
94	Cameron Jordan	DE	6-4	287	7/10/89	14	California	Chandler, Ariz.
56	Demario Davis	LB	6-2	248	1/11/89	13	Arkansas State	Brandon, Miss.
32	Tyrann Mathieu	S	5-9	190	5/13/92	12	LSU	New Orleans, La.
4	Derek Carr	QB	6-3	215	3/28/91	11	Fresno State	Bakersfield, Calif.
7	Taysom Hill	TE	6-2	221	8/23/90	8	BYU	Pocatello, Idaho
41	Alvin Kamara	RB	5-10	215	7/25/95	8	Tennessee	Atlanta, Ga.
23	Marshon Lattimore	CB	6-0	192	5/20/96	8	Ohio State	Cleveland, Ohio
61	Connor McGovern	C	6-4	306	4/27/93	8	Missouri	Fargo, N.D.
62	Lucas Patrick	OL	6-3	313	7/30/93	8	Duke	Brentwood, Tenn.
21	Jamaal Williams	RB	6-0	224	4/3/95	8	BYU	Fontana, Calif.
49	Zach Wood	LS	6-3	255	1/10/93	8	Southern Methodist	Rowlett, Texas
48	J.T. Gray	DB	6-0	202	1/18/96	7	Mississippi State	Clarksdale, Miss.
93	Nathan Shepherd	DT	6-4	315	10/9/93	7	Fort Hays State	Ajax, Ontario, Canada
11	Cedrick Wilson Jr.	WR	6-2	197	11/20/95	7	Boise State	Memphis, Tenn.
96	Carl Granderson	DE	6-5	261	12/18/96	6	Wyoming	Sacramento, Calif.
87	Foster Moreau	TE	6-4	250	5/6/97	6	LSU	New Orleans, La.
50	Khalen Saunders	DT	6-0	324	8/9/96	6	Western Illinois	St. Louis, Mo.
74	Olisaemeka Udoh	OL	6-6	320	2/14/97	6	Elon	Fayetteville, N.C.
6	Willie Gay Jr.	LB	6-1	243	2/15/98	5	Mississippi State	Starkville, Miss.
83	Juwan Johnson	TE	6-4	231	9/13/96	5	Oregon	Glassboro, N.J.
51	Cesar Ruiz	C/G	6-4	316	6/14/99	5	Michigan	Camden, N.J.
99	Chase Young	DE	6-5	265	4/14/99	5	Ohio State	Hyattsville, Md.
29	Paulson Adebó	CB	6-1	192	7/3/99	4	Stanford	Mansfield, Texas
46	Adam Prentice	FB	6-0	245	1/16/97	4	South Carolina	Clovis, Calif.
98	Payton Turner	DE	6-6	270	1/7/99	4	Houston	Houston, Texas
20	Pete Werner	LB	6-3	242	6/5/98	4	Ohio State	Indianapolis, Ind.
67	Landon Young	T	6-7	321	8/21/97	4	Kentucky	Lexington, Ky.
52	D'Marco Jackson	LB	6-1	233	7/20/98	3	Appalachian State	Spartanburg, S.C.
12	Chris Olave	WR	6-0	187	6/27/00	3	Ohio State	San Marcos, Calif.
70	Trevor Penning	T	6-7	325	5/15/99	3	Northern Iowa	Mason City, Iowa
95	John Ridgeway III	DT	6-5	321	5/7/99	3	Arkansas	Bloomington, Ill.
22	Rashid Shaheed	WR/RS	6-0	180	8/31/98	3	Weber State	San Diego, Calif.
1	Alontae Taylor	CB	6-1	199	12/3/98	3	Tennessee	Manchester, Tenn.
90	Bryan Bresee	DT	6-5	305	10/6/01	2	Clemson	Damascus, Md.
55	Isaiah Foskey	DE	6-5	270	10/30/00	2	Notre Dame	Concord, Calif.
19	Blake Grupe	K	5-7	156	11/5/98	2	Notre Dame	Sedalia, Mo.
3	Jake Haener	QB	6-1	200	3/10/99	2	Fresno State	Danville, Calif.
31	Jordan Howden	DB	6-0	209	5/14/00	2	Minnesota	San Diego, Calif.
25	Kendre Miller	RB	6-0	220	6/11/02	2	TCU	Mount Enterprise, Texas
64	Nick Saldiveri	OL	6-6	316	8/14/00	2	Old Dominion	Monroe, N.C.
33	Jordan Mims	RB	6-0	205	6/16/99	1	Fresno State	Atherton, Calif.
58	Anfernee Orji	LB	6-2	230	10/6/00	1	Vanderbilt	Rockwall, Texas
97	Khrisian Boyd	DT	6-2	320	2/23/00	R	Northern Iowa	Blue Springs, Mo.
53	Jaylan Ford	LB	6-2	240	11/28/01	R	Texas	Frisco, Texas
75	Taliese Fuaga	T	6-6	324	4/5/02	R	Oregon State	Tacoma, Wash.
43	Matthew Hayball	P	6-0	189	3/12/97	R	Vanderbilt	West Adelaide, Australia
60	Kyle Hergel	G	6-2	315	10/7/99	R	Boston College	Mississauga, Ontario, Canada
85	Dallin Holker	TE	6-3	241	4/7/00	R	Colorado State	Lehi, Utah
14	Kool-Aid McKinstry	CB	5-11	199	9/30/02	R	Alabama	Pinson, Ala.
16	Bub Means	WR	6-2	215	1/10/01	R	Pittsburgh	Lovejoy, Ga.
36	Rico Payton	CB	6-0	182	11/28/99	R	Pittsburg State	St. Louis, Mo.
18	Spencer Rattler	QB	6-0	211	9/28/00	R	South Carolina	Phoenix, Ariz.
84	Mason Tipton	WR	5-11	187	9/27/00	R	Yale	Akron, Ohio

Players on Active Roster: (53)

Practice Squad: (16)

69	Chris Reed	G	6-3	314	8/22/92	8	Minnesota State-Mankato	Omaha, Neb.
24	Johnathan Abram	S	5-11	205	10/25/96	6	Mississippi State	Columbia, Miss.
0	Ugo Amadi	S	5-9	201	5/16/97	6	Oregon	Nashville, Tenn.
13	Equanimeous St. Brown	WR	6-5	214	9/30/96	6	Notre Dame	Anaheim, Calif.
27	Shemar Jean-Charles	DB	5-10	184	6/20/98	4	Appalachian State	Miramar, Fla.
76	Austin Deculus	T	6-5	321	3/12/99	3	LSU	Cypress, Texas
91	Kendal Vickers	DT	6-3	295	5/23/95	3	Tennessee	Havelock, N.C.
57	Niko Lalos	DE	6-5	269	6/25/97	2	Dartmouth	Akron, Ohio
81	Kevin Austin Jr.	WR	6-2	200	3/30/00	1	Notre Dame	Fort Lauderdale, Fla.
86	Michael Jacobson	TE	6-7	244	4/4/97	1	Iowa State	Waukee, Iowa
38	Millard Bradford	S	5-10	191	9/24/99	R	TCU	Helotes, Texas
72	Josiah Ezirim	T	6-6	329	5/21/01	R	Eastern Kentucky	Hilliard, Ohio
80	Jermaine Jackson	WR	5-7	170	6/2/00	R	Idaho	San Leandro, Calif.
39	Charlie Smyth	K	6-4	210	6/26/01	R	International Pathway Program	Newry, Ireland
44	Isaiah Stalbird	LB	6-1	215	7/18/00	R	South Dakota State	Kearney, Neb.
82	Treyton Welch	TE	6-4	240	1/10/01	R	Wyoming	Buffalo, Minn.

Reserve/Injured: (6)

5	Will Harris	DB	6-1	206	12/19/95	6	Boston College	Suwanee, Ga.
78	Erik McCoy	C/G	6-4	303	8/27/97	6	Texas A&M	Lufkin, Texas
77	Justin Herron	T	6-5	290	11/27/95	5	Wake Forest	Silver Spring, Md.
66	Shane Lemieux	G/C	6-4	310	5/12/97	5	Oregon	Yakima, Wash.
76	Camron Peterson	DT	6-5	238	9/13/99	1	Southern	Houston, Texas
28	Rejzohn Wright	CB	6-2	193	9/7/00	1	Oregon State	Union City, Calif.

Reserve/Physically Unable to Perform: (3)

92	Tanoh Kpassagnon	DE	6-7	289	6/14/94	8	Villanova	Ambler, Pa.
71	Ryan Ramczyk	T	6-6	314	4/22/94	8	Wisconsin	Stevens Point, Wis.
45	Nephi Sewell	LB	6-0	228	12/19/98	2	Utah	St. George, Utah

HEAD COACH: DENNIS ALLEN. Assistants: Clancy Barone (Tight Ends), **John Benton** (Offensive Line), **Rick Dennison** (Senior Offensive Assistant), **Jahl Evans** (Offensive Assistant), **Derrick Foster** (Running Backs), **Phil Galiano** (Assistant Special Teams), **Matt Giordano** (Defensive Assistant), **Peter Giunta** (Senior Defensive Assistant), **Todd Grantham** (Defensive Line), **Adam Gristick** (Defensive Assistant), **Michael Hodges** (Linebackers), **Andrew Janocko** (Quarterbacks), **Kilnt Kubiak** (Offensive Coordinator), **Mike Martinez** (Assistant to the Head Coach), **DeNarius McGhee** (Assistant Wide Receivers), **Kevin Petry** (Offensive Assistant), **Darren Rizzi** (Assistant Head Coach/Special Teams Coordinator), **Marcus Robertson** (Secondary), **Jordan Traylor** (Offensive Assistant), **Keith Williams** (Wide Receivers), **Joe Woods** (Defensive Coordinator), **Brian Young** (Pass Rush Specialist).

NEW ORLEANS SAINTS AGE ROSTER (as of 10/14/24)

No.	Name	Pos.	Ht.	Wt.	Age	Exp.	College	H.S. Hometown	How Acquired
56	Demario Davis	LB	6-2	248	35	13	Arkansas State	Brandon, Miss.	UFA-18 (NYJ)
94	Cameron Jordan	DE	6-4	287	35	14	California	Chandler, Ariz.	D1a-11
7	Taysom Hill	TE	6-2	221	34	8	BYU	Pocatello, Idaho	WAI-17 (GB)
4	Derek Carr	QB	6-3	215	33	11	Fresno State	Bakersfield, Calif.	FA-23
32	Tyrann Mathieu	S	5-9	190	32	12	LSU	New Orleans, La.	UFA-22 (KC)
49	Zach Wood	LS	6-3	255	31	8	Southern Methodist	Rowlett, Texas	FA-17
61	Connor McGovern	C	6-4	306	31	8	Missouri	Fargo, N.D.	FA-24
62	Lucas Patrick	OL	6-3	313	31	8	Duke	Brentwood, Tenn.	UFA-24 (CHI)
93	Nathan Shepherd	DT	6-4	315	31	7	Fort Hays State	Ajax, Ontario, Canada	UFA-23 (NYJ)
21	Jamaal Williams	RB	6-0	224	29	8	BYU	Fontana, Calif.	UFA-23 (DET)
41	Alvin Kamara	RB	5-10	215	29	8	Tennessee	Atlanta, Ga.	D3a-17
11	Cedrick Wilson Jr.	WR	6-2	197	28	7	Boise State	Memphis, Tenn.	UFA-24 (MIA)
48	J.T. Gray	DB	6-0	202	28	7	Mississippi State	Clarksdale, Miss.	FA-18
23	Marshon Lattimore	CB	6-0	192	28	8	Ohio State	Cleveland, Ohio	D1a-17
50	Khalen Saunders	DT	6-0	324	28	6	Western Illinois	St. Louis, Mo.	UFA-23 (KC)
83	Juwan Johnson	TE	6-4	231	28	5	Oregon	Glassboro, N.J.	FA-20
96	Carl Granderson	DE	6-5	261	27	6	Wyoming	Sacramento, Calif.	FA-19
46	Adam Prentice	FB	6-0	245	27	4	South Carolina	Clovis, Calif.	WAI-21 (DEN)
74	Olisaemeka Udoh	OL	6-6	320	27	6	Elon	Fayetteville, N.C.	UFA-24 (MIN)
43	Matthew Hayball	P	6-0	189	27	R	Vanderbilt	West Adelaide, Australia	FA-24
87	Foster Moreau	TE	6-4	250	27	6	LSU	New Orleans, La.	UFA-23 (LV)
67	Landon Young	T	6-7	321	27	4	Kentucky	Lexington, Ky.	D6-21
6	Willie Gay Jr.	LB	6-1	243	26	5	Mississippi State	Starkville, Miss.	UFA-24 (KC)
20	Pete Werner	LB	6-3	242	26	4	Ohio State	Indianapolis, Ind.	D2-21
52	D'Marco Jackson	LB	6-1	233	26	3	Appalachian State	Spartanburg, S.C.	D5-22
22	Rashid Shaheed	WR/RS	6-0	180	26	3	Weber State	San Diego, Calif.	FA-22
19	Blake Grupe	K	5-7	156	25	2	Notre Dame	Sedalia, Mo.	FA-23
1	Alontae Taylor	CB	6-1	199	25	3	Tennessee	Manchester, Tenn.	D2-22
98	Payton Turner	DE	6-6	270	25	4	Houston	Houston, Texas	D1-21
3	Jake Haener	QB	6-1	200	25	2	Fresno State	Danville, Calif.	D4b-23
99	Chase Young	DE	6-5	265	25	5	Ohio State	Hyattsville, Md.	UFA-24 (SF)
95	John Ridgeway III	DT	6-5	321	25	3	Arkansas	Bloomington, Ill.	TR-24 (WAS)
70	Trevor Penning	T	6-7	325	25	3	Northern Iowa	Mason City, Iowa	D1b-22
51	Cesar Ruiz	C/G	6-4	316	25	5	Michigan	Camden, N.J.	D1-20
33	Jordan Mims	RB	6-0	205	25	1	Fresno State	Atherton, Calif.	FA-23
29	Paulson Adebo	CB	6-1	192	25	4	Stanford	Mansfield, Texas	D3-21
60	Kyle Hergel	G	6-2	315	25	R	Boston College	Mississauga, Ontario, Canada	FA-24
36	Rico Payton	CB	6-0	182	24	R	Pittsburg State	St. Louis, Mo.	FA-24
97	Khristian Boyd	DT	6-2	320	24	R	Northern Iowa	Blue Springs, Mo.	D6-24
85	Dallin Holker	TE	6-3	241	24	R	Colorado State	Lehi, Utah	FA-24
31	Jordan Howden	DB	6-0	209	24	2	Minnesota	San Diego, Calif.	D5-23
12	Chris Olave	WR	6-0	187	24	3	Ohio State	San Marcos, Calif.	D1a-22
64	Nick Saldiveri	OL	6-6	316	24	2	Old Dominion	Monroe, N.C.	D4a-23
84	Mason Tipton	WR	5-11	187	24	R	Yale	Akron, Ohio	FA-24
18	Spencer Rattler	QB	6-0	211	24	R	South Carolina	Phoenix, Ariz.	D5a-24
58	Anfernee Orji	LB	6-2	230	24	1	Vanderbilt	Rockwall, Texas	FA-23
55	Isaiah Foskey	DE	6-5	270	23	2	Notre Dame	Concord, Calif.	D2-23
16	Bub Means	WR	6-2	215	23	R	Pittsburgh	Lovejoy, Ga.	D5b-24
90	Bryan Bresee	DT	6-5	305	23	2	Clemson	Damascus, Md.	D1-23
53	Jaylan Ford	LB	6-2	240	22	R	Texas	Frisco, Texas	D5c-24
75	Taliese Fuaga	T	6-6	324	22	R	Oregon State	Tacoma, Wash.	D1-24
25	Kendre Miller	RB	6-0	220	22	2	TCU	Mount Enterprise, Texas	D3-23
14	Kool-Aid McKinstry	CB	5-11	199	22	R	Alabama	Pinson, Ala.	D2-24

Players on Active Roster: (53)

Practice Squad: (16)

69	Chris Reed	G	6-3	314	32	8	Minnesota State-Mankato	Omaha, Neb.	FA-24
91	Kendal Vickers	DT	6-3	295	29	3	Tennessee	Havelock, N.C.	FA-24
13	Equanimeous St. Brown	WR	6-5	214	28	6	Notre Dame	Anaheim, Calif.	UFA-24 (CHI)
24	Johnathan Abram	S	5-11	205	27	6	Mississippi State	Columbia, Miss.	UFA-23 (SEA)
86	Michael Jacobson	TE	6-7	244	27	1	Iowa State	Waukee, Iowa	FA-23
0	Ugo Amadi	S	5-9	201	27	6	Oregon	Nashville, Tenn.	FA-23
57	Niko Lalos	DE	6-5	269	27	2	Dartmouth	Akron, Ohio	FA-23
27	Shemar Jean-Charles	DB	5-10	184	26	4	Appalachian State	Miramar, Fla.	FA-23
76	Austin Deculus	T	6-5	321	25	3	LSU	Cypress, Texas	FA-24
38	Millard Bradford	S	5-10	191	25	R	TCU	Helotes, Texas	FA-24
81	Kevin Austin Jr.	WR	6-2	200	24	1	Notre Dame	Fort Lauderdale, Fla.	FA-24
80	Jermaine Jackson	WR	5-7	170	24	R	Idaho	San Leandro, Calif.	FA-24
44	Isaiah Stalbird	LB	6-1	215	24	R	South Dakota State	Kearney, Neb.	FA-24
82	Treyton Welch	TE	6-4	240	23	R	Wyoming	Buffalo, Minn.	FA-24
72	Josiah Ezirim	T	6-6	329	23	R	Eastern Kentucky	Hilliard, Ohio	D7-24
39	Charlie Smyth	K	6-4	210	23	R	International Pathway Program	Newry, Ireland	FA-24

Reserve/Injured: (6)

77	Justin Herron	T	6-5	290	28	5	Wake Forest	Silver Spring, Md.	FA-24
5	Will Harris	DB	6-1	206	28	6	Boston College	Suwanee, Ga.	UFA-24 (DET)
66	Shane Lemieux	G/C	6-4	310	27	5	Oregon	Yakima, Wash.	UFA-24 (NYG)
78	Erik McCoy	C/G	6-4	303	27	6	Texas A&M	Lufkin, Texas	D2-19
76	Camron Peterson	DT	6-5	280	25	1	Southern	Houston, Texas	FA-24
28	Rejzohn Wright	CB	6-2	193	24	1	Oregon State	Union City, Calif.	FA-24

Reserve/Physically Unable to Perform: (3)

71	Ryan Ramczyk	T	6-6	314	30	8	Wisconsin	Stevens Point, Wis.	D1b-17
92	Tanoh Kpassagnon	DE	6-7	289	30	8	Villanova	Ambler, Pa.	UFA-21 (KC)
45	Nephi Sewell	LB	6-0	228	25	2	Utah	St. George, Utah	FA-22

HEAD COACH: DENNIS ALLEN. Assistants: **Clancy Barone** (Tight Ends), **John Benton** (Offensive Line), **Rick Dennison** (Senior Offensive Assistant), **Jahri Evans** (Offensive Assistant), **Derrick Foster** (Running Backs), **Phil Galiano** (Assistant Special Teams), **Matt Giordano** (Defensive Assistant), **Peter Giunta** (Senior Defensive Assistant), **Todd Grantham** (Defensive Line), **Adam Gristick** (Defensive Assistant), **Michael Hodges** (Linebackers), **Andrew Janocko** (Quarterbacks), **Kliant Kubiak** (Offensive Coordinator), **Mike Martinez** (Assistant to the Head Coach), **DeNarius McGhee** (Assistant Wide Receivers), **Kevin Petry** (Offensive Assistant), **Darren Rizzi** (Assistant Head Coach/Special Teams Coordinator), **Marcus Robertson** (Secondary), **Jordan Traylor** (Offensive Assistant), **Keith Williams** (Wide Receivers), **Joe Woods** (Defensive Coordinator), **Brian Young** (Pass Rush Specialist).

NEW ORLEANS SAINTS POSITIONAL ROSTER (as of 10/14/24)

No. Name	Pos.	Ht.	Wt.	Age	Exp.	College	HS Hometown	How Acquired
QUARTERBACKS (3)								
3 Jake Haener	QB	6-1	200	25	2	Fresno State	Danville, Calif.	D4b-23
4 Derek Carr	QB	6-3	215	33	11	Fresno State	Bakersfield, Calif.	FA-23
18 Spencer Rattler	QB	6-0	211	24	R	South Carolina	Phoenix, Ariz.	D5a-24
RUNNING BACKS (4)								
21 Jamaal Williams	RB	6-0	224	29	8	BYU	Fontana, Calif.	UFA-23 (DET)
25 Kendre Miller	RB	6-0	220	22	2	TCU	Mount Enterprise, Texas	D3-23
33 Jordan Mims	RB	6-0	205	25	1	Fresno State	Atherton, Calif.	FA-23
41 Alvin Kamara	RB	5-10	215	29	8	Tennessee	Atlanta, Ga.	D3a-17
FULLBACKS (1)								
46 Adam Prentice	FB	6-0	245	27	4	South Carolina	Clovis, Calif.	WAI-21 (DEN)
WIDE RECEIVERS (5)								
11 Cedrick Wilson Jr.	WR	6-2	197	28	7	Boise State	Memphis, Tenn.	UFA-24 (MIA)
12 Chris Olave	WR	6-0	187	24	3	Ohio State	San Marcos, Calif.	D1a-22
16 Bub Means	WR	6-2	215	23	R	Pittsburgh	Lovejoy, Ga.	D5b-24
22 Rashid Shaheed	WR/RS	6-0	180	26	3	Weber State	San Diego, Calif.	FA-22
84 Mason Tipton	WR	5-11	187	24	R	Yale	Akron, Ohio	FA-24
TIGHT ENDS (4)								
7 Taysom Hill	TE	6-2	221	34	8	BYU	Pocatello, Idaho	WAI-17 (GB)
83 Juwan Johnson	TE	6-4	231	28	5	Oregon	Glassboro, N.J.	FA-20
85 Dallin Holker	TE	6-3	241	24	R	Colorado State	Lehi, Utah	FA-24
87 Foster Moreau	TE	6-4	250	27	6	LSU	New Orleans, La.	FA-23
OFFENSIVE LINEMEN (9)								
51 Cesar Ruiz	C/G	6-4	316	25	5	Michigan	Camden, N.J.	D1-20
61 Connor McGovern	C	6-4	306	31	8	Missouri	Fargo, N.D.	FA-24
62 Lucas Patrick	OL	6-3	313	31	8	Duke	Brentwood, Tenn.	UFA-24 (CHI)
64 Nick Saldiveri	OL	6-6	316	24	2	Old Dominion	Monroe, N.C.	D4a-23
60 Kyle Hergel	G	6-2	315	25	R	Boston College	Mississauga, Ontario, Canada	FA-24
67 Landon Young	T	6-7	321	27	4	Kentucky	Lexington, Ky.	D6-21
70 Trevor Penning	T	6-7	325	25	3	Northern Iowa	Mason City, Iowa	D1b-22
74 Olisaemeka Udoh	OL	6-6	320	27	6	Elon	Fayetteville, N.C.	UFA-24 (MIN)
75 Taliese Fuaga	T	6-6	324	22	R	Oregon State	Tacoma, Wash.	D1-24
SPECIALISTS (3)								
19 Blake Grupe	K	5-7	156	25	2	Notre Dame	Sedalia, Mo.	FA-23
43 Matthew Hayball	P	6-0	189	27	R	Vanderbilt	West Adelaide, Australia	FA-24
49 Zach Wood	LS	6-3	255	31	8	Southern Methodist	Rowlett, Texas	FA-17
DEFENSIVE LINEMEN (10)								
50 Khalel Saunders	DT	6-0	324	28	6	Western Illinois	St. Louis, Mo.	UFA-23 (KC)
55 Isaiah Foskey	DE	6-5	270	23	2	Notre Dame	Concord, Calif.	D2-23
90 Bryan Bresee	DT	6-5	305	23	2	Clemson	Damascus, Md.	D1-23
93 Nathan Shepherd	DT	6-4	315	31	7	Fort Hays State	Ajax, Ontario, Canada	UFA-23 (NYJ)
94 Cameron Jordan	DE	6-4	287	35	14	California	Chandler, Ariz.	D1a-11
95 John Ridgeway III	DT	6-5	321	25	3	Arkansas	Bloomington, Ill.	TR-24 (WAS)
96 Carl Granderson	DE	6-5	261	27	6	Wyoming	Sacramento, Calif.	FA-19
97 Khristian Boyd	DT	6-2	320	24	R	Northern Iowa	Blue Springs, Mo.	D6-24
98 Payton Turner	DE	6-6	270	25	4	Houston	Houston, Texas	D1-21
99 Chase Young	DE	6-5	265	25	5	Ohio State	Hyattsville, Md.	UFA-24 (SF)
LINEBACKERS (6)								
6 Willie Gay Jr.	LB	6-1	243	26	5	Mississippi State	Starkville, Miss.	UFA-24 (KC)
20 Pete Werner	LB	6-3	242	26	4	Ohio State	Indianapolis, Ind.	D2-21
52 D'Marco Jackson	LB	6-1	233	26	3	Appalachian State	Spartanburg, S.C.	D5-22
53 Jaylan Ford	LB	6-2	240	22	R	Texas	Frisco, Texas	D5c-24
56 Demario Davis	LB	6-2	248	35	13	Arkansas State	Brandon, Miss.	UFA-18 (NYJ)
58 Anfernee Orji	LB	6-2	230	24	1	Vanderbilt	Rockwall, Texas	FA-23
DEFENSIVE BACKS (8)								
1 Alontae Taylor	CB	6-1	199	25	3	Tennessee	Manchester, Tenn.	D2-22
14 Kool-Aid McKinstry	CB	5-11	199	22	R	Alabama	Pinson, Ala.	D2-24
23 Marshon Lattimore	CB	6-0	192	28	8	Ohio State	Cleveland, Ohio	D1a-17
29 Paulson Adebode	CB	6-1	192	25	4	Stanford	Mansfield, Texas	D3-21
31 Jordan Howden	DB	6-0	209	24	2	Minnesota	San Diego, Calif.	D5-23
32 Tyrann Mathieu	S	5-9	190	32	12	LSU	New Orleans, La.	UFA-22 (KC)
36 Rico Payton	CB	6-0	182	24	R	Pittsburg State	St. Louis, Mo.	FA-24
48 J.T. Gray	DB	6-0	202	28	7	Mississippi State	Clarksdale, Miss.	FA-18
Players on Active Roster: (53)								
Practice Squad: (16)								
0 Ugo Amadi	S	5-9	201	27	6	Oregon	Nashville, Tenn.	FA-23
13 Equanimeous St. Brown	WR	6-5	214	28	6	Notre Dame	Anaheim, Calif.	UFA-24 (CHI)
24 Johnathan Abram	S	5-11	205	27	6	Mississippi State	Columbia, Miss.	UFA-23 (SEA)
27 Shemar Jean-Charles	DB	5-10	184	26	4	Appalachian State	Miramar, Fla.	FA-23
38 Millard Bradford	S	5-10	191	25	R	TCU	Helotes, Texas	FA-24
39 Charlie Smyth	K	6-4	210	23	R	International Pathway Program	Newry, Ireland	FA-24
44 Isaiah Stalbird	LB	6-1	215	24	R	South Dakota State	Kearney, Neb.	FA-24
57 Niko Lalos	DE	6-5	269	27	2	Dartmouth	Akron, Ohio	FA-23
69 Chris Reed	G	6-3	314	32	8	Minnesota State-Mankato	Omaha, Neb.	FA-24
72 Josiah Ezirim	T	6-6	329	23	R	Eastern Kentucky	Hilliard, Ohio	D7-24
76 Austin Deculus	T	6-5	321	25	3	LSU	Cypress, Texas	FA-24
80 Jermaine Jackson	WR	5-7	170	24	R	Idaho	San Leandro, Calif.	FA-24
81 Kevin Austin Jr.	WR	6-2	200	24	1	Notre Dame	Fort Lauderdale, Fla.	FA-24
82 Treyton Welch	TE	6-4	240	23	R	Wyoming	Buffalo, Minn.	FA-24
86 Michael Jacobson	TE	6-7	244	27	1	Iowa State	Waukee, Iowa	FA-23
91 Kendal Vickers	DT	6-3	295	29	3	Tennessee	Havelock, N.C.	FA-24
Reserve/Injured: (6)								
5 Will Harris	DB	6-1	206	28	6	Boston College	Suwanee, Ga.	UFA-24 (DET)
28 Rejzohn Wright	CB	6-2	193	24	1	Oregon State	Union City, Calif.	FA-24
66 Shane Lemieux	G/C	6-4	310	27	5	Oregon	Yakima, Wash.	UFA-24 (NYG)
76 Camron Peterson	DT	6-5	280	25	1	Southern	Houston, Texas	FA-24
77 Justin Herron	T	6-5	290	28	5	Wake Forest	Silver Spring, Md.	FA-24
78 Erik McCoy	C/G	6-4	303	27	6	Texas A&M	Lufkin, Texas	D2-19
Reserve/Physically Unable to Perform: (3)								
45 Nephi Sewell	LB	6-0	228	25	2	Utah	St. George, Utah	FA-22
71 Ryan Ramczyk	T	6-6	314	30	8	Wisconsin	Stevens Point, Wis.	D1b-17
92 Tanoh Kpassagnon	DE	6-7	289	30	8	Villanova	Ambler, Pa.	UFA-21 (KC)

HEAD COACH: DENNIS ALLEN. Assistants: Clancy Barone (Tight Ends), **John Benton** (Offensive Line), **Rick Dennison** (Senior Offensive Assistant), **Jahr Evans** (Offensive Assistant), **Derrick Foster** (Running Backs), **Phil Galiano** (Assistant Special Teams), **Matt Giordano** (Defensive Assistant), **Peter Giunta** (Senior Defensive Assistant), **Todd Grantham** (Defensive Line), **Adam Gristick** (Defensive Assistant), **Michael Hodges** (Linebackers), **Andrew Janocko** (Quarterbacks), **Kliant Kubiak** (Offensive Coordinator), **Mike Martinez** (Assistant to the Head Coach), **DeNarius McGhee** (Assistant Wide Receivers), **Kevin Petry** (Offensive Assistant), **Darren Rizzi** (Assistant Head Coach/Special Teams Coordinator), **Marcus Robertson** (Secondary), **Jordan Traylor** (Offensive Assistant), **Keith Williams** (Wide Receivers), **Joe Woods** (Defensive Coordinator), **Brian Young** (Pass Rush Specialist).

NEW ORLEANS SAINTS UNOFFICIAL DEPTH CHART (as of 10/14/24)

OFFENSE

WR	12 Chris Olave	16 <u>Bub Means</u>		
LT	75 <u>Taliase Fuaga</u>	74 Olisaemeka Udoh		
LG	67 Landon Young	64 Nick Saldiveri		
C	62 Lucas Patrick	61 Connor McGovern		
RG	51 Cesar Ruiz	60 <u>Kyle Hergel</u>		
RT	70 Trevor Penning	74 Olisaemeka Udoh		
TE	87 Foster Moreau	83 Juwan Johnson		
TE	7 Taysom Hill	85 <u>Dallin Holker</u>		
WR	22 Rashid Shaheed	11 Cedrick Wilson Jr.	84 <u>Mason Tipton</u>	
QB	4 Derek Carr	3 Jake Haener or 18 <u>Spencer Rattler</u>		
RB	41 Alvin Kamara	21 Jamaal Williams	33 Jordan Mims	25 Kendre Miller
FB	46 Adam Prentice			

DEFENSE

RDE	96 Carl Granderson or 99 Chase Young	55 Isaiah Foskey		
DT	50 Khalel Saunders	97 <u>Khristian Boyd</u>		
DT	93 Nathan Shepherd	90 Bryan Bresee	95 John Ridgeway III	
LDE	94 Cameron Jordan	98 Payton Turner		
WILL	20 Pete Werner	58 Anfernee Orji		
MLB	56 Demario Davis	52 D'Marco Jackson		
SAM	6 Willie Gay Jr.	58 Anfernee Orji	53 <u>Jaylan Ford</u>	
LCB	29 Paulson Adebo	1 Alontae Taylor	36 <u>Rico Payton</u>	
SS	31 Jordan Howden	48 J.T. Gray		
FS	32 Tyrann Mathieu	48 J.T. Gray		
RCB	23 Marshon Lattimore	14 <u>Kool-Aid McKinstry</u>		

SPECIAL TEAMS

P	43 <u>Matthew Hayball</u>	
K	19 Blake Grupe	
KO	19 Blake Grupe	
LS	49 Zach Wood	
H	43 <u>Matthew Hayball</u>	
PR	22 Rashid Shaheed	84 <u>Mason Tipton</u>
KR	22 Rashid Shaheed	21 Jamaal Williams

HOW THE SAINTS WERE BUILT (as of 10/14/24) - REGULAR SEASON

	DRAFT	TRADES	WAIVERS	FREE AGENTS	
2011	DE Cameron Jordan (1a)				1
2017	CB Marshon Lattimore (1a) RB Alvin Kamara (3)		TE Taysom Hill (GB)	LS Zach Wood (FA)	4
2018				LB Demario Davis (UFA-NYJ) DB J.T. Gray (Rookie FA)	2
2019				DE Carl Granderson (Rookie FA)	1
2020	C/G Cesar Ruiz (1)			TE Juwan Johnson (Rookie FA)	2
2021	DE Payton Turner (1) LB Pete Werner (2) CB Paulson Adebo (3) T Landon Young (6)		FB Adam Prentice (DEN)		5
2022	WR Chris Olave (1a) T Trevor Penning (1b) CB Alontae Taylor (2) LB D'Marco Jackson (5)			S Tyrann Mathieu (UFA-KC) WR/RS Rashid Shaheed (Rookie FA)	6
2023	DT Bryan Bresee (1) DE Isaiah Foskey (2) RB Kendre Miller (3) OL Nick Saldiveri (4a) QB Jake Haener (4b) DB Jordan Howden (5)			QB Derek Carr (FA) K Blake Grupe (Rookie FA) RB Jordan Mims (FA) TE Foster Moreau (UFA-LV) LB Anfernee Orji (Rookie FA) DT Khalen Saunders (UFA-KC) DT Nathan Shepherd (UFA-NYJ) RB Jamaal Williams (UFA-DET)	14
2024	T Taliase Fuaga (1) CB Kool-Aid McKinstry (2) QB Spencer Rattler (5a) WR Bub Means (5b) LB Jalyan Ford (5c) DT Khristian Boyd (6)	DT John Ridgeway III (WAS)		LB Willie Gay Jr. (UFA-KC) P Matthew Hayball (Rookie FA) G Kyle Hergel (Rookie FA) TE Dallin Holker (Rookie FA) C Connor McGovern (FA-24) OL Lucas Patrick (UFA-CHI) CB Rico Payton (Rookie FA) WR Mason Tipton (Rookie FA) OL Olisaemeka Udoh (UFA-MIN) WR Cedrick Wilson Jr. (UFA-MIA) DE Chase Young (UFA-SF)	18

New Orleans Saints / Week 6 / Through Sunday, October 13, 2024 / Regular Season

Won 2, Lost 4

9/8/2024	W 47 - 10	Carolina Panthers
9/15/2024	W 44 - 19	at Dallas Cowboys
9/22/2024	L 12 - 15	Philadelphia Eagles
9/29/2024	L 24 - 26	at Atlanta Falcons
10/7/2024	L 13 - 26	at Kansas City Chiefs
10/13/2024	L 27 - 51	Tampa Bay Buccaneers

Total First Downs	116	124						
Rushing	49	43						
Passing	57	70						
Penalty	10	11						
3rd Down: Made/Att	33/70	29/72						
3rd Down Pct.	47.1%	40.3%						
4th Down: Made/Att	2/6	4/10						
4th Down Pct.	33.3%	40.0%						
Possession Avg.	29:27	30:34						
Total Net Yards	1919	2375						
Avg. Per Game	319.8	395.8						
Total Plays	360	391						
Avg. Per Play	5.3	6.1						
Net Yards Rushing	717	802						
Avg. Per Game	119.5	133.7						
Total Rushes	174	155						
Net Yards Passing	1202	1573						
Avg. Per Game	200.3	262.2						
Sacked/Yards Lost	10/47	15/92						
Gross Yards	1249	1665						
Attempts/Completions	176/114	221/143						
Completion Pct.	64.8%	64.7%						
Had Intercepted	6	10						
Punts/Average	20/43.5	15/40.5						
Net Punting Avg.	41	30.9						
Penalties/Yards	36/360	44/368						
Fumbles/Ball Lost	5/3	7/2						
Touchdowns	20	15						
Rushing	10	7						
Passing	9	5						
Returns	1	3						
Score By Periods	Q1	Q2	Q3	Q4	OT	Pts		
Team	41	75	16	35	0	167		
Opponents	34	42	20	51	0	147		
Scoring	TD	Ru	Pa	Rt	PAT	FG	2Pt	Pts
B.Grupe	0	0	0	0	17/19	10/10	0	47
A.Kamara	7	6	1	0	0/0	0/0	0	42
R.Shaheed	4	0	3	1	0/0	0/0	0	24
T.Hill	2	2	0	0	0/0	0/0	0	12
F.Moreau	2	0	2	0	0/0	0/0	0	12
D.Carr	1	1	0	0	0/0	0/0	0	6
J.Johnson	1	0	1	0	0/0	0/0	0	6
B.Means	1	0	1	0	0/0	0/0	0	6
C.Olave	1	0	1	0	0/0	0/0	0	6
J.Williams	1	1	0	0	0/0	0/0	0	6
Team	20	10	9	1	17/19	10/10	0	167
Opponents	15	7	5	3	13/13	14/16	1	147

2-Pt. Conversions: Team 0/1, Opponents: 1/2
 Sacks: B.Bresee 4.0, A.Taylor 3.5, C.Granderson 3.0, C.Young 1.5, P.Turner 1.0, W.Gay 1.0, D.Davis 1.0 **Team: 15.0, Opponents: 10.0**

Rushing	No.	Yds	Avg	Long	TD			
A.Kamara	104	428	4.1	17	6			
J.Williams	27	103	3.8	14t	1			
T.Hill	14	77	5.5	12	2			
R.Shaheed	6	29	4.8	13	0			
S.Rattler	4	27	6.8	16	0			
D.Carr	8	22	2.8	8	1			
J.Mims	5	16	3.2	5	0			
J.Haener	5	8	1.6	9	0			
C.Olave	1	7	7.0	7	0			
Team	174	717	4.1	17	10			
Opponents	155	802	5.2	65t	7			
Receiving	No.	Yds	Avg	Long	TD			
A.Kamara	28	238	8.5	57t	1			
C.Olave	23	280	12.2	39	1			
R.Shaheed	20	349	17.5	70t	3			
J.Johnson	12	118	9.8	27	1			
F.Moreau	9	112	12.4	41	2			
M.Tipton	6	40	6.7	15	0			
B.Means	5	45	9.0	14	1			
J.Williams	4	21	5.3	13	0			
C.Wilson	3	31	10.3	25	0			
J.Mims	2	13	6.5	10	0			
T.Hill	2	2	1.0	1	0			
A.Prentice	0	0	0.0	0	0			
Team	114	1249	11.0	70t	9			
Opponents	143	1665	11.6	65t	5			
Interceptions	No.	Yds	Avg	Long	TD			
P.Adebo	3	68	22.7	47	0			
T.Mathieu	2	23	11.5	23	0			
K.Saunders	1	37	37.0	37	0			
J.Abram	1	30	30.0	30	0			
W.Harris	1	7	7.0	7	0			
C.Jordan	1	0	0.0	0	0			
J.Howden	1	-5	-5.0	-5	0			
Team	10	160	16.0	47	0			
Opponents	6	47	7.8	47t	1			
Punting	No	Yds	Avg	Net	TB	In	Lg	B
M.Hayball	20	869	43.5	41.0	0	11	58	0
Team	20	869	43.5	41.0	0	11	58	0
Opponents	15	607	40.5	30.9	0	4	56	1
Punt Returns	Ret	FC	Yds	Avg	Long	TD		
R.Shaheed	9	2	143	15.9	54t	1		
C.Wilson	1	0	0	0.0	0	0		
Team	10	2	143	14.3	54t	1		
Opponents	8	6	50	6.3	13	0		
Kickoff Returns	No.	Yds	Avg	Long	TD			
R.Shaheed	6	171	28.5	38	0			
J.Williams	5	137	27.4	32	0			
Team	11	308	28.0	38	0			
Opponents	28	691	24.7	35	0			
Field Goals	1-19	20-29	30-39	40-49	50+			
B.Grupe	0/0	2/2	3/3	3/3	2/2			
Team	0/0	2/2	3/3	3/3	2/2			
Opponents	0/0	3/3	3/3	5/5	3/5			

Fumbles Lost: C.Wilson 1, C.Olave 1, R.Shaheed 1 **Total: 3**
 Opponent Fumble Recoveries: T.Mathieu 1, W.Gay 1 **Total: 2**

Passing	Att	Cmp	Yds	Cmp%	Yds/Att	TD	TD%	Int	Int%	Long	Sack	Lost	Rating
D.Carr	128	90	989	70.3%	7.7	8	6.3%	4	3.1%	70t	5/	26	100.7
S.Rattler	40	22	243	55.0%	6.1	1	2.5%	2	5.0%	41	5/	21	60.7
J.Haener	8	2	17	25.0%	2.1	0	0.0%	0	0.0%	11	0/	0	39.6
Team	176	114	1249	64.8%	7.1	9	5.1%	6	3.4%	70t	10/	47	88.5
Opponents	221	143	1665	64.7%	7.5	5	2.3%	10	4.5%	65t	15/	92	76.1

NEW ORLEANS SAINTS 2024 DEFENSIVE STATS

Name	Regular Defensive Plays											Special Teams					Miscellaneous			
	TKL	AST	TOT	SACK	YDS	TFL	QH	IN	PD	FF	FR	TKL	AST	FF	FR	BL	TKL	AST	FF	FR
Adebo, Paulson	40	6	46	0	0	1	1	3	10	0	0	0	0	0	0	0	0	0	0	0
Davis, Demario	17	18	35	1	0	0	0	0	1	0	0	0	0	0	0	0	0	0	0	0
Taylor, Alontae	26	8	34	3.5	30	7	4	0	5	2	0	0	0	0	0	0	0	0	0	0
Lattimore, Marshon	16	8	24	0	0	0	0	0	1	0	0	0	0	0	0	0	0	0	0	0
Granderson, Carl	13	11	24	3	15	3	5	0	0	1	0	0	0	0	0	0	0	0	0	0
Mathieu, Tyrann	18	5	23	0	0	1	0	2	3	1	1	0	0	0	0	0	0	0	0	0
Werner, Pete	12	9	21	0	0	0	0	0	0	0	0	0	0	0	0	0	0	0	0	0
Shepherd, Nathan	9	8	17	0	0	2	1	0	0	0	0	0	0	0	0	0	0	0	0	0
Howden, Jordan	6	11	17	0	0	0	0	1	1	0	0	2	0	0	0	0	0	0	0	0
Young, Chase	10	6	16	1.5	9	3	10	0	0	0	0	0	0	0	0	0	0	0	0	0
Harris, Will	12	3	15	0	0	1	0	1	3	0	0	0	1	0	0	0	0	0	0	0
Abram, Johnathan	9	5	14	0	0	0	0	1	1	0	0	1	1	0	0	0	0	0	0	0
Orji, Anfernee	7	4	11	0	0	0	0	0	0	0	0	5	5	0	0	0	0	0	0	0
McKinstry, Kool-Aid	8	2	10	0	0	1	0	0	2	0	0	0	0	0	0	0	0	0	0	0
Gay Jr., Willie	8	2	10	1	8	1	1	0	2	0	1	4	1	0	0	0	0	0	0	0
Saunders, Khalen	4	6	10	0	0	0	0	1	1	0	0	0	0	0	0	0	0	0	0	0
Bresee, Bryan	7	2	9	4	19	4	5	0	1	1	0	0	0	0	0	0	0	0	0	0
Jackson, D'Marco	3	3	6	0	0	0	0	0	0	0	0	1	1	0	0	0	0	0	0	0
Jordan, Cam	2	4	6	0	0	0	1	1	2	0	0	0	0	0	0	0	0	0	0	0
Ridgeway III, John	1	4	5	0	0	0	0	0	0	0	0	0	0	0	0	0	0	0	0	0
Foskey, Isaiah	2	2	4	0	0	0	0	0	0	0	0	2	5	0	0	0	0	0	0	0
Turner, Payton	2	1	3	1	11	1	1	0	1	1	0	2	1	0	0	0	0	0	0	0
Gray, J.T.	2	0	2	0	0	0	0	0	0	1	0	5	8	0	0	1	0	0	0	0
Amadi, Ugo	2	0	2	0	0	0	0	0	1	0	0	1	0	0	0	0	0	0	0	0
Vickers, Kendal	1	1	2	0	0	0	0	0	0	0	0	0	0	0	0	0	0	0	0	0
Boyd, Christian	0	1	1	0	0	0	0	0	0	0	0	0	0	0	0	0	0	0	0	0
Wilson Jr., Cedrick	0	0	0	0	0	0	0	0	0	0	0	5	2	0	0	0	0	0	0	0
Payton, Rico	0	0	0	0	0	0	0	0	1	0	0	2	0	0	0	0	0	0	0	0
Ford, Jaylan	0	0	0	0	0	0	0	0	0	0	0	0	3	0	0	0	0	0	0	0
Stalbird, Isaiah	0	0	0	0	0	0	0	0	0	0	0	1	2	0	0	0	0	0	0	0
Mims, Jordan	0	0	0	0	0	0	0	0	0	0	0	0	1	0	0	0	0	0	0	0
Prentice, Adam	0	0	0	0	0	0	0	0	0	0	0	1	1	0	0	0	0	0	0	0
Wood, Zack	0	0	0	0	0	0	0	0	0	0	0	0	1	0	0	0	0	0	0	0
Olave, Chris	0	0	0	0	0	0	0	0	0	0	0	0	0	0	0	0	2	0	0	0
Shaheed, Rashid	0	0	0	0	0	0	0	0	0	0	0	0	0	0	0	0	3	0	0	0
Hudson, Khaleke	0	0	0	0	0	0	0	0	0	0	0	0	1	0	0	0	0	0	0	0
Rattler, Spencer	0	0	0	0	0	0	0	0	0	0	0	0	0	0	0	0	0	0	0	1
Totals	70	40	110	14	92	24	28	7	25	7	2	32	34	0	0	1	5	0	0	1

Defense: TKL: tackle, AST: assist, TOT: total, INT: interception, PD: pass defense, FF: forced fumble, FR: fumble recovery

Special Teams: BL: kicks blocked.

2024 New Orleans Saints Game Participation

	9/8	9/15	9/23	9/30	10/7	10/13	10/17	10/27	11/3	11/10	11/17	12/1	12/8	12/15	12/23	12/29	1/5	Regular Season
	CAR	@DAL	PHI	@ATL	@KC	TB	DEN	@LAC	@CAR	ATL	CLE	LAR	@NYG	WSH	@GB	LV	@TB	GP-GS-DNP-IA
Abram, Johnathan	PS	PS	PS	PS	PL	PL												2-0-0-0
Adebo, Paulson	ST	ST	ST	ST	ST	ST												6-6-0-0
Amadi, Ugo	PS	PL	PS	PS	PS	PS												1-0-0-0
Austin Jr., Kevin	PS	PS	PS	PS	PS	PS												0-0-0-0
Boyd, Khristian	PL	PL	PL	PL	IA	IA												4-0-0-2
Bradford, Millard	PS	PS	PS	PS	PS	PS												0-0-0-0
Bresee, Bryan	ST	ST	ST	ST	PL	ST												6-5-0-0
Carr, Derek	ST	ST	ST	ST	ST	IA												5-5-0-1
Davis, Demario	ST	ST	ST	IA	ST	ST												5-5-0-1
Deculus, Austin	PS	PS	PS	PS	PS	PS												0-0-0-0
Ezirim, Josiah	PS	PS	PS	PS	PS	PS												0-0-0-0
Ford, Jaylan	IA	IA	PL	PL	PL	PL												4-0-0-2
Foskey, Isaiah	PL	PL	PL	PL	PL	PL												6-0-0-0
Fuaga, Taliese	ST	ST	ST	ST	ST	ST												6-6-0-0
Gay Jr., Willie	ST	PL	ST	ST	IA	ST												5-4-0-1
Granderson, Carl	ST	ST	ST	ST	ST	ST												6-6-0-0
Gray, J.T.	PL	PL	PL	PL	PL	PL												6-0-0-0
Grupe, Blake	PL	PL	PL	PL	PL	PL												6-0-0-0
Haener, Jake	PL	PL	DNP	DNP	PL	DNP												3-0-3-0
Harris, Will	ST	ST	ST	ST	ST	IR												5-5-0-0
Hayball, Matthew	PL	PL	PL	PL	PL	PL												6-0-0-0
Hergel, Kyle	PS	PS	PS	PL	PL	PL												3-0-0-0
Hill, Taysom	ST	ST	IA	ST	IA	IA												3-3-0-3
Holker, Dallin	IA	IA	DNP	IA	ST	PL												2-1-1-3
Howden, Jordan	PL	PL	PL	PL	PL	ST												6-1-0-0
Hudson, Khaleke	PL	XXX	XXX	XXX	XXX	XXX												1-0-0-0
Jackson, D'Marco	IA	IA	IA	PL	PL	PL												3-0-0-3
Jacobson, Michael	PS	PS	PS	PS	PS	PS												0-0-0-0
Jean-Charles, Shemar	XXX	PS	PS	PS	PS	PS												0-0-0-0
Johnson, Juwan	PL	PL	PL	PL	ST	ST												6-2-0-0
Jordan, Cameron	ST	ST	ST	ST	ST	ST												6-6-0-0
Kamara, Alvin	ST	ST	ST	ST	ST	ST												6-6-0-0
Kibodi, Jacob	PS	PS	PS	PS	PS	PS												0-0-0-0
Lalos, Niko	PS	PS	PS	PS	PS	PS												0-0-0-0
Lattimore, Marshon	ST	IA	ST	ST	ST	ST												5-5-0-1
Lemieux, Shane	PS	PS	PS	ST	IR	IR												1-1-0-0
Mathieu, Tyrann	ST	ST	ST	ST	ST	ST												6-6-0-0
McCoy, Erik	ST	ST	ST	IR	IR	IR												3-3-0-0
McGovern, Connor	XXX	XXX	XXX	XXX	PL	ST												2-1-0-0
McKinstry, Kool-Aid	PL	ST	PL	PL	PL	PL												6-1-0-0
Means, Bub	PL	PL	IA	PL	PL	PL												5-0-0-1
Miller, Kendre	IR	IR	IR	IR	IR	IA												0-0-0-1
Mims, Jordan	PL	PL	PL	PL	PL	PL												6-0-0-0
Moreau, Foster	ST	ST	ST	ST	ST	ST												6-6-0-0
Olave, Chris	ST	ST	ST	ST	ST	ST												6-6-0-0
Orji, Anfernee	PL	PL	PL	PL	ST	PL												6-1-0-0
Patrick, Lucas	ST	ST	ST	ST	ST	IA												5-5-0-0
Payton, Rico	PL	PL	PL	PL	PL	PL												6-0-0-0
Penning, Trevor	ST	ST	ST	ST	ST	ST												6-6-0-0
Perry, A.T.	IA	IA	IA	IA	XXX	XXX												0-0-0-4
Prentice, Adam	PL	PL	PL	PL	PL	PL												6-0-0-0
Rattler, Spencer	IA	IA	IA	IA	IA	ST												1-1-0-5
Reed, Chris	XXX	XXX	XXX	PS	PS	PL												1-0-0-0
Ridgeway III, John	IA	PL	PL	IA	PL	PL												4-0-0-2
Ruiz, Cesar	ST	ST	ST	IA	IA	IA												3-3-0-3
Saldiveri, Nick	PL	PL	PL	PL	ST	ST												6-2-0-0
Saunders, Khalel	IA	IA	IA	PL	ST	PL												3-1-0-3
Shaheed, Rashid	ST	ST	ST	ST	PL	ST												6-5-0-0
Shepherd, Nathan	ST	ST	ST	ST	ST	ST												6-6-0-0
Smyth, Charlie	PS	PS	PS	PS	PS	PS												0-0-0-0
Stalbird, Isaiah	PS	PL	PL	PS	PL	PS												3-0-0-0
St. Brown, Equanimeous	PS	PS	PS	PS	PS	PS												0-0-0-0
Taylor, Alontae	PL	ST	PL	ST	ST	ST												6-4-0-0
Tipton, Mason	PL	PL	PL	PL	PL	PL												6-0-0-0
Turner, Payton	PL	PL	PL	PL	IA	PL												5-0-0-1
Udoh, Olisaemeka	PL	PL	PL	PL	DNP	DNP												4-0-2-0
Vickers, Kendal	PL	PS	PS	PS	PS	PS												1-0-0-0
Welch, Treyton	PS	PS	PS	PS	PS	PS												0-0-0-0
Werner, Pete	ST	ST	ST	ST	IA	IA												4-4-0-2
Williams, Jamaal	PL	PL	PL	PL	PL	PL												6-0-0-0
Wilson Jr., Cedrick	PL	PL	PL	PL	PL	PL												6-0-0-0
Wood, Zach	PL	PL	PL	PL	PL	PL												6-0-0-0
Young, Chase	PL	PL	PL	PL	PL	PL												6-0-0-0
Young, Landon	PL	PL	PL	ST	ST	ST												6-3-0-0

LEGEND

DNP=Did Not Play	RC=Reserve/COVID
IA=Inactive	OP=Opt Out
IR=Injured Reserve	RS=Reserve/Suspended
PL=Played	SUSP=Suspension
PS=Practice Squad	XXX=Not With Team
ST=Started	RE=Roster Exemption

2024 New Orleans Saints Game-By-Game Starters

OFFENSE

Date	Opp.	WR	LT	LG	C	RG	RT	TE	WR	QB	RB	FB
9/8	CAR	Olave	Fuaga	Patrick	McCoy	Ruiz	Penning	Moreau	Shaheed	Carr	Kamara	Hill (TE)
9/15	@DAL	Olave	Fuaga	Patrick	McCoy	Ruiz	Penning	Moreau	Shaheed	Carr	Kamara	Hill
9/22	PHI	Olave	Fuaga	Patrick	McCoy	Ruiz	Penning	Moreau	Shaheed	Carr	Kamara	Prentice
9/29	@ATL	Olave	Fuaga	Patrick	Lemieux	Young	Penning	Moreau	Shaheed	Carr	Kamara	Hill (TE)
10/7	@KC	Olave	Fuaga	Saldiveri	Patrick	Young	Penning	Moreau	Johnson (TE)	Carr	Kamara	Holker (TE)
10/13	TB	Olave	Fuaga	Saldiveri	McGovern	Young	Penning	Moreau	Shaheed	Rattler	Kamara	Johnson (TE)

DEFENSE

Date	Opp.	LDE	LDT	RDT	RDE	WLB	MLB	SAM	LCB	RCB	SS	FS
9/8	CAR	Jordan	Bresee	Shepherd	Granderson	Werner	Davis	Gay Jr.	Adebo	Lattimore	Harris	Mathieu
9/15	@DAL	Jordan	Bresee	Shepherd	Granderson	Werner	Davis	Taylor (NICKEL)	Adebo	McKinstry	Harris	Mathieu
9/22	PHI	Jordan	Bresee	Shepherd	Granderson	Werner	Davis	Gay Jr.	Adebo	Lattimore	Harris	Mathieu
9/29	@ATL	Jordan	Bresee	Shepherd	Granderson	Gay Jr.	Werner	Taylor (NICKEL)	Adebo	Lattimore	Harris	Mathieu
10/7	@KC	Jordan	Saunders	Shepherd	Granderson	Orji	Davis	Taylor (NICKEL)	Adebo	Lattimore	Harris	Mathieu
10/13	TB	Jordan	Bresee	Shepherd	Granderson	Gay Jr.	Davis	Taylor (NICKEL)	Adebo	Lattimore	Howden	Mathieu

INACTIVES

Date	Opp.	Inactive	Inactive	Inactive	Inactive	Inactive	Inactive	Inactive
9/8	CAR	Perry	Rattler	Saunders	Jackson	Ford	Holker	Ridgeway III
9/15	@DAL	Perry	Rattler	Lattimore	Saunders	Jackson	Ford	Holker
9/22	PHI	Hill	Means	Perry	Rattler	Saunders	Jackson	--
9/29	@ATL	Perry	Rattler	Ruiz	Davis	Holker	Ridgeway III	--
10/7	@KC	Gay Jr.	Hill	Rattler	Werner	Ruiz	Boyd	Turner
10/13	TB	Carr	Hill	Werner	Miller	Ruiz	Patrick	Boyd

2024 New Orleans Saints Game-By-Game

SAINTS

Date	Opp.	Pts	First Downs				Offense			Net Rushing			Net Passing					Fumbles			Penalties			Punts			Returns				TD's			PAT	FG	2P	TOP		
			T	R	Pa	Pe	Att	Yards	Avg.	Att	Yards	Avg.	C	A	Yds	TD	Int	Sk	Yds	#	Lst	#	Yds	#	Yds	Avg.	P	Yds	KO	Yds	Int	Yds	Ru	Pa	Ret	M/A	M/A	M/A	
9/8	CAR	47	22	13	7	2	62	379	6.1	37	180	4.9	19	24	199	3	0	1	1	0	0	10	95	2	73	36.5	3	60	2	65	2	2	2	3	0	5/5	4/4	0/0	36:39
9/15	@DAL	44	24	15	8	1	56	432	7.7	39	190	4.9	11	16	242	2	1	1	0	0	5	40	1	49	49.0	0	5	0	2	47	4	2	0	5/6	1/1	0/0	30:31		
9/22	PHI	12	12	5	7	0	55	219	4.0	29	89	3.1	14	25	130	1	1	1	12	0	3	25	4	162	40.5	1	0	0	1	23	0	1	0	1/1	2/2	0/1	27:45		
9/29	@ATL	24	25	12	11	2	70	366	5.2	33	131	4.0	28	36	235	0	1	1	4	1	1	6	60	3	120	40.0	2	17	5	133	1	1	3	0	0	3/3	1/1	0/0	35:42
10/7	@KC	13	14	1	11	2	51	220	4.3	15	46	3.1	18	28	174	2	1	1	8	0	0	5	70	4	199	49.8	1	10	3	85	1	37	0	2	0	1/2	0/0	0/0	20:04
10/13	TB	27	19	3	13	3	66	303	4.6	21	81	3.9	22	40	222	1	2	5	21	3	1	7	70	6	266	44.3	2	56	1	25	3	50	1	1	1	2/2	2/2	0/0	25:58
	Totals	167	116	49	57	10	360	1919	5.3	174	717	4.1	112	169	1202	9	6	10	47	4	2	36	360	20	869	43.5	9	143	16	308	10	160	10	9	1	17/19	10/10	0/1	176:39

OPPONENTS

Date	Opp.	Pts	First Downs				Offense			Net Rushing			Net Passing					Fumbles			Penalties			Punts			Returns				TD's			PAT	FG	2P	TOT		
			T	R	Pa	Pe	Att	Yards	Avg.	Att	Yards	Avg.	C	A	Yds	TD	Int	Sk	Yds	#	Lst	#	Yds	#	Yds	Avg.	P	Yds	KO	Yds	Int	Yds	Ru	Pa	Ret	M/A	M/A	M/A	M/A
9/8	CAR	10	11	2	7	2	55	193	3.5	20	58	2.9	13	31	135	0	2	4	26	1	1	6	80	5	191	38.2	1	0	9	232	0	0	1	0	0	1/1	1/1	0/0	23:21
9/15	@DAL	19	20	5	13	2	66	353	5.3	21	68	3.2	28	42	285	1	2	3	14	1	0	4	26	1	53	53.0	1	0	5	121	1	0	0	1	0	1/1	4/4	0/0	29:29
9/22	PHI	15	20	8	11	1	67	460	6.9	25	172	6.9	29	38	288	0	1	4	23	1	1	7	45	2	43	21.5	1	6	3	77	1	0	2	0	0	2/2	0/1	1/1	32:15
9/29	@ATL	26	14	4	9	1	51	315	6.2	15	86	5.8	21	35	227	0	1	1	11	1	0	9	76	3	132	44.0	0	2	39	1	47	0	0	1	2/2	4/4	0/0	24:18	
10/7	@KC	26	28	11	15	2	80	460	5.8	39	139	3.6	28	39	321	0	1	2	10	1	0	6	55	1	56	56.0	4	32	3	69	1	0	2	0	0	2/2	4/5	0/0	39:56
10/13	TB	51	31	13	15	3	72	594	8.3	35	277	7.9	24	36	325	4	3	1	8	1	0	12	86	3	132	44.0	3	12	6	153	2	0	2	4	0	6/6	1/1	0/1	34:02
	Totals	147	124	43	70	11	391	2375	6.1	155	802	5.2	143	221	1581	5	10	15	92	6	2	44	368	15	607	40.5	10	50	28	691	6	47	7	5	1	14/14	14/16	1/2	183:03

2024 SUPERLATIVES

NEW ORLEANS SAINTS

Category	High			Low		
POINTS	47	vs. CAR, 9/8/24		12	vs. PHI, 9/22/24	
TOTAL FIRST DOWNS	25	at ATL, 9/29/24		12	vs. PHI, 9/22/24	
RUSHING FIRST DOWNS	15	at DAL, 9/15/24		1	at KC, 10/7/24	
PASSING FIRST DOWNS	13	vs. TB, 10/13/24		7	2x, last vs. PHI, 9/22/24	
PENALTY FIRST DOWNS	3	vs. TB, 10/13/24		0	vs. PHI, 9/22/24	
3RD DOWN CONVERSIONS	7	2x, last at ATL, 9/29/24		4	2x, last vs. TB, 10/13/24	
4TH DOWN CONVERSIONS	1	2x, last vs. TB, 10/13/24		0	4x, last at KC, 10/7/24	
TOTAL NET YARDS	432	at DAL, 9/15/24		219	vs. PHI, 9/22/24	
TOTAL PLAYS	70	at ATL, 9/29/24		51	at KC, 10/7/24	
NET RUSHING YARDS	190	at DAL, 9/15/24		46	at KC, 10/7/24	
RUSHING ATTEMPTS	39	at DAL, 9/15/24		15	at KC, 10/7/24	
NET PASSING YARDS	243	at DAL, 9/15/24		130	vs. PHI, 9/22/24	
PASS ATTEMPTS	40	vs. TB, 10/13/24		16	at DAL, 9/15/24	
PASS COMPLETIONS	28	at ATL, 9/29/24		11	at DAL, 9/15/24	
INTERCEPTIONS	2	vs. TB, 10/13/24		0	vs. CAR, 9/8/24	
TIMES SACKED	5	vs. TB, 10/13/24		1	5x, last at KC, 10/7/24	
PUNTS	6	vs. TB, 10/13/24		1	at DAL, 9/15/24	
PENALTIES	10	vs. CAR, 9/8/24		3	vs. PHI, 9/22/24	
PENALTY YARDS	95	vs. CAR, 9/8/24		25	vs. PHI, 9/22/24	
FUMBLES	3	vs. TB, 10/13/24		0	4x, last at KC, 10/7/24	
FUMBLES LOST	1	2x, last vs. TB, 10/13/24		0	4x, last at KC, 10/7/24	
TOUCHDOWNS	6	at DAL, 9/15/24		1	vs. PHI, 9/22/24	
RUSHING TDs	4	at DAL, 9/15/24		0	2x, last at KC, 10/7/24	
PASSING TDs	3	vs. CAR, 9/8/24		0	at ATL, 9/29/24	
RETURN TDs	1	vs. TB, 10/13/24		0	5x, last at KC, 10/7/24	
TIME OF POSSESSION	36:39	vs. CAR, 9/8/24		20:04	at KC, 10/7/24	

OPPONENTS

Category	High			Low		
POINTS	51	vs. TB, 10/13/24		10	vs. CAR, 9/8/24	
TOTAL FIRST DOWNS	31	vs. TB, 10/13/24		11	vs. CAR, 9/8/24	
RUSHING FIRST DOWNS	13	vs. TB, 10/13/24		2	vs. CAR, 9/8/24	
PASSING FIRST DOWNS	15	2x, last vs. TB, 10/13/24		7	vs. CAR, 9/8/24	
PENALTY FIRST DOWNS	3	vs. TB, 10/13/24		1	2x, last at ATL, 9/29/24	
3RD DOWN CONVERSIONS	6	4x, last vs. TB, 10/13/24		1	vs. CAR, 9/8/24	
4TH DOWN CONVERSIONS	1	4x, last at KC, 10/7/24		0	2x, last vs. TB, 10/13/24	
TOTAL NET YARDS	594	vs. TB, 10/13/24		193	vs. CAR, 9/8/24	
TOTAL PLAYS	80	at KC, 10/7/24		51	at ATL, 9/29/24	
NET RUSHING YARDS	277	vs. TB, 10/13/24		58	vs. CAR, 9/8/24	
RUSHING ATTEMPTS	39	at KC, 10/7/24		15	at ATL, 9/29/24	
NET PASSING YARDS	321	at KC, 10/7/24		135	vs. CAR, 9/8/24	
PASS ATTEMPTS	42	at DAL, 9/15/24		31	vs. CAR, 9/8/24	
PASS COMPLETIONS	29	vs. PHI, 9/22/24		13	vs. CAR, 9/8/24	
INTERCEPTIONS	3	vs. TB, 10/13/24		1	3x, last at KC, 10/7/24	
TIMES SACKED	4	2x, last vs. PHI, 9/22/24		1	2x, last vs. TB, 10/13/24	
PUNTS	5	vs. CAR, 9/8/24		1	2x, last at KC, 10/7/24	
PENALTIES	12	vs. TB, 10/13/24		4	at DAL, 9/15/24	
PENALTY YARDS	86	vs. TB, 10/13/24		26	at DAL, 9/15/24	
FUMBLES	1	6x, last vs. TB, 10/13/24				
FUMBLES LOST	1	2x, last vs. PHI, 9/22/24		0	4x, last vs. TB, 10/13/24	
TOUCHDOWNS	7	vs. TB, 10/13/24		1	2x, last at DAL, 9/15/24	
RUSHING TDs	2	3x, last vs. TB, 10/13/24		0	2x, last at ATL, 9/29/24	
PASSING TDs	4	vs. TB, 10/13/24		0	4x, last at KC, 10/7/24	
RETURN TDs	1	at ATL, 9/29/24		0	5x, last vs. TB, 10/13/24	
TIME OF POSSESSION	39:56	at KC, 10/7/24		23:21	vs. CAR, 9/8/24	

2024 NEW ORLEANS SAINTS & OPPONENT INDIVIDUAL GAME SUPERLATIVES

CATEGORY	SAINTS				OPPONENTS		
	Value	Player	Game	Opponent	Player	Game	Opponent
PASS ATTEMPTS	40	Spencer Rattler	vs TB, 10/13/24	39	D. Prescott/ P. Mahomes	2x, Last at KC, 10/7/24	
PASS COMPLETIONS	28	Derek Carr	at ATL, 9/29/24	29	Jalen Hurts	vs PHI, 9/22/24	
GROSS PASSING YARDS	243	Derek Carr	at DAL, 9/15/24	331	Patrick Mahomes	at KC, 10/7/24	
COMPLETION PERCENTAGE	82.6%	Derek Carr	vs CAR, 9/8/24	76.3%	Jalen Hurts	vs PHI, 9/22/24	
TOUCHDOWN PASSES	3	Derek Carr	vs CAR, 9/8/24	4	Baker Mayfield	vs TB, 10/13/24	
PASSES HAD INTERCEPTED	2	Spencer Rattler	vs TB, 10/13/24	3	Baker Mayfield	vs TB, 10/13/24	
RUSHING ATTEMPTS	28	Alvin Kamara	vs PHI, 9/22/24	27	Kareem Hunt	at KC, 10/7/24	
YARDS RUSHING	115	Alvin Kamara	at DAL, 9/15/24	147	Saquon Barkley	vs PHI, 9/22/24	
RUSHING TOUCHDOWNS	3	Alvin Kamara	at DAL, 9/15/24	2	Saquon Barkley	vs PHI, 9/22/24	
LONGEST RUN FROM SCRIMMAGE	17	Alvin Kamara	vs CAR, 9/8/24	65	Saquon Barkley	vs PHI, 9/22/24	
RECEPTIONS	8	C. Olave/ R. Shaheed	at ATL, 9/29/24	11	Chris Godwin	vs TB, 10/13/24	
RECEIVING YARDS	96	Rashid Shaheed	at DAL, 9/15/24	170	Dallas Goedert	vs PHI, 9/22/24	
RECEIVING TOUCHDOWNS	1	Shaheed (3x)/F. Moreau (2x)/J. Johnson/A. Kamara/C. Olave/B. Mes	5x, Last vs TB, 10/13/24	2	Chris Godwin	vs TB, 10/13/24	
LONGEST PASS RECEPTION	70	Rashid Shaheed	at DAL, 9/15/24	65	Ceedee Lamb	at DAL, 9/15/24	
TOTAL YARDS FROM SCRIMMAGE	190	Alvin Kamara	at DAL, 9/15/24	170	Dallas Goedert	vs PHI, 9/22/24	
FIELD GOALS	4	Blake Grupe	vs CAR, 9/8/24	4	B. Aubrey/ Y. Koo/ H. Butker	2x, Last at ATL, 9/29/24	
LONGEST FIELD GOAL ATTEMPT	57	Blake Grupe	vs CAR, 9/8/24	60	Jake Elliot	vs PHI, 9/22/24	
LONGEST FIELD GOAL MADE	57	Blake Grupe	vs CAR, 9/8/24	58	Youngbue Koo	at ATL, 9/29/24	
PUNTS	6	Matthew Hayball	vs TB, 10/13/24	5	Johnny Hekker	vs CAR, 9/8/24	
LONGEST PUNT	58	Matthew Hayball	vs TB, 10/13/24	56	Matt Araiza	at KC, 10/7/24	
LONGEST PUNT RETURN	54	Rashid Shaheed	vs TB, 10/13/24	11	Jalen McMillan	vs TB, 10/13/24	
LONGEST KICKOFF RETURN	38	Rashid Shaheed	at KC, 10/7/24	35	KaVontae Turpin	at DAL, 9/15/24	
TACKLES	12	Paulson Adebo	at ATL, 9/29/24	16	Troy Andersen	at ATL, 9/29/24	
INTERCEPTIONS	1	s/J. Howden/T. Mathieu (2x)/P. Adebo (3x)/ K. Saunders/ J. Abram/	6x, Last vs TB, 10/13/24	1	D. Wilson/ R. Blankenship/ T. Andersen/ B. Cook, T. Smith	5x, Last vs TB, 10/13/24	
LONGEST INTERCEPTION RETURN	47	Paulson Adebo	vs CAR, 9/8/24	47	Troy Andersen	at ATL, 9/29/24	
LONGEST FUMBLE RETURN	4	Willie Gay Jr.	vs PHI, 9/22/24	58	Antoine Winfield Jr.	vs TB, 10/13/24	

2024 BIG GAMES

SAINTS			
300-Yard Passers	100-Yard Rushers	100-Yard Receivers	
	Alvin Kamara (115)	at DAL, 9/15/24	

OPPONENTS

300-Yard Passers	100-Yard Rushers	100-Yard Receivers	
Jalen Hurts (311) vs PHI	Saquon Barkley (147) vs PHI, 9/22/24	Dallas Goedert (170) vs PHI, 9/22/24	
Patrick Mahomes (331) at KC	Kareem Hunt (102) at KC, 10/7/24	Juju Smith-Schuster (130) at KC, 10/7/24	
Baker Mayfield (325) vs TB	Sean Tucker (136) vs TB, 10/13/24	Chris Godwin (125) vs TB, 10/13/23	

2024 NEW ORLEANS SAINTS SUPPLEMENTAL STATISTICS

**DRIVE ENGINEERING
SAINTS**

Date	Opp.	Drives	TD	FG	Miss FG	Punt	Bk Punt	Fumble	INT	Downs	Safety	Half	Game	Off.Pts.	Score Pct.
9/8	CAR	11	5	4	0	2	0	0	0	0	0	0	0	47	81.8%
9/15	@DAL	10	6	1	0	1	0	0	1	0	0	0	1	44	70.0%
9/22	PHI	10	1	2	0	4	0	0	1	1	0	1	0	12	30.0%
9/29	@ATL	10	3	1	0	3	0	0	1	1	0	0	1	24	40.0%
10/7	@KC	10	2	0	0	4	0	0	1	2	0	1	0	13	20.0%
10/13	TB	14	2	2	0	6	0	1	2	0	0	0	1	20	28.6%
Totals		65	19	10	0	20	0	1	6	4	0	2	3	160	44.6%

OPPONENTS

Date	Opp.	Drives	TD	FG	Miss FG	Punt	Bk Punt	Fumble	INT	Downs	Safety	Half	Game	Off.Pts.	Score Pct.
9/8	CAR	13	1	1	0	5	0	1	2	2	0	0	1	10	15.4%
9/15	@DAL	10	1	4	0	1	0	0	2	2	0	0	0	19	50.0%
9/22	PHI	10	2	0	1	1	1	1	1	2	0	0	1	15	20.0%
9/29	@ATL	9	0	4	0	3	0	0	1	0	0	1	0	12	44.4%
10/7	@KC	10	2	4	1	1	0	0	1	0	0	0	1	26	60.0%
10/13	TB	14	6	1	0	3	0	0	3	0	0	1	0	44	50.0%
Totals		66	12	14	2	14	1	2	10	6	0	2	3	126	39.4%

INSIDE THE RED ZONE

SAINTS

Date	Opp.	No.	TD	FG	MFG	INT	Fumble	Downs	Punt	Half	End Reg	Game	TD%	Score Pct.	Points
9/8	CAR	4	4	0	0	0	0	0	0	0	0	0	100%	100%	28
9/15	@DAL	5	4	1	0	0	0	0	0	0	0	0	80.0%	100%	31
9/22	PHI	3	1	1	0	0	0	1	0	0	0	0	33.3%	66.7%	9
9/29	@ATL	4	3	0	0	0	0	1	0	0	0	0	75.0%	75.0%	21
10/7	@KC	1	1	0	0	0	0	0	0	0	0	0	100%	100%	7
10/13	TB	4	2	1	0	0	0	0	0	0	1	0	50%	50.0%	17
Totals		21	15	3	0	0	0	2	0	0	1	0	71.4%	85.7%	113

OPPONENTS

Date	Opp.	No.	TD	FG	MFG	INT	Fumble	Downs	Punt	Half	End Reg	Game	TD%	Score Pct.	Points
9/8	CAR	2	1	0	0	0	0	1	0	0	0	0	50.0%	50.0%	7
9/15	@DAL	3	0	2	0	0	0	1	0	0	0	0	0.0%	66.7%	6
9/22	PHI	3	1	0	0	1	0	1	0	0	0	0	33.3%	33.3%	8
9/29	@ATL	1	0	1	0	0	0	0	0	0	0	0	0.0%	100%	3
10/7	@KC	7	2	4	0	1	0	0	0	0	0	0	29%	86.0%	26
10/13	TB	5	4	1	0	0	0	0	0	0	0	0	80%	100%	30
Totals		21	8	8	0	2	0	3	0	0	0	0	38.1%	76.2%	80

GOAL-TO-GO SITUATIONS															
SAINTS															
Date	Opp.	No.	TD	FG	MFG	INT	Fumble	Downs	Punt	Half	End Reg	Game	TD%	Score Pct.	Points
9/8	CAR	2	2	0	0	0	0	0	0	0	0	0	100.0%	100.0%	14
9/15	@DAL	3	3	0	0	0	0	0	0	0	0	0	100.0%	100.0%	20
9/22	PHI	0	0	0	0	0	0	0	0	0	0	0	0.0%	0.0%	0
9/29	@ATL	4	3	0	0	0	0	1	0	0	0	0	75.0%	75.0%	21
10/7	@KC	1	1	0	0	0	0	0	0	0	0	0	100.0%	100.0%	7
10/13	TB	2	2	0	0	0	0	0	0	0	0	0	100.0%	100.0%	14
Totals		12	11	0	0	0	0	1	0	0	0	0	91.7%	91.7%	76

OPPONENTS															
Date	Opp.	No.	TD	FG	MFG	INT	Fumble	Downs	Punt	Half	End Reg	Game	TD%	Score Pct.	Points
9/8	CAR	1	1	0	0	0	0	0	0	0	0	0	100.0%	100.0%	7
9/15	@DAL	0	0	0	0	0	0	0	0	0	0	0	0.0%	0.0%	0
9/22	PHI	1	1	0	0	0	0	0	0	0	0	0	100.0%	100.0%	8
9/29	@ATL	0	0	0	0	0	0	0	0	0	0	0	0.0%	0.0%	0
10/7	@KC	3	2	0	0	1	0	0	0	0	0	0	66.7%	66.7%	14
10/13	TB	3	3	0	0	0	0	0	0	0	0	0	100.0%	100.0%	21
Totals		8	7	0	0	1	0	0	0	0	0	0	87.5%	87.5%	50

Date	Opp.	TAKEAWAYS				GIVEAWAYS			
		INT	Fum	Total	INT	Fum	Total	+/-	Rec
9/8	CAR	2	1	3	0	0	0	3	(1-0)
9/15	@DAL	2	0	2	1	0	0	1	(2-0)
9/22	PHI	1	1	2	1	0	1	1	(2-1)
9/29	@ATL	1	0	1	1	1	2	-1	(2-2)
10/7	@KC	1	0	1	1	0	1	0	(2-3)
10/13	TB	3	0	3	2	1	3	0	(2-4)
10/17	DEN								
10/27	@LAC								
11/3	@CAR								
11/10	ATL								
11/17	CLE								
12/1	LAR								
12/8	@NYG								
12/15	WAS								
12/23	@GB								
12/29	LV								
1/5	@TB								
Totals		10	2	12	6	2	8	4	(2-3)

3rd DOWN CONVERSIONS			
SAINTS			
3rd &	Made	Att.	Percent
1	8	9	88.9%
2	5	8	62.5%
3	4	9	44.4%
4	3	4	75.0%
5	3	4	75.0%
6	5	6	83.3%
7	2	7	28.6%
8	1	5	20.0%
9	2	4	50.0%
10+	0	14	0.0%
Totals	33	70	47.1%

OPPONENTS			
3rd &	Made	Att.	Percent
1	2	2	100.0%
2	2	3	66.7%
3	2	5	40.0%
4	2	6	33.3%
5	3	6	50.0%
6	3	9	33.3%
7	4	6	66.7%
8	4	6	66.7%
9	2	4	50.0%
10+	5	24	20.8%
Totals	29	71	40.8%

BLOCKS				
	FGs	PATs	Punts	Total
SAINTS	0	0	1	1
OPP.	0	1	0	1

4th DOWN CONVERSIONS			
Made	Att.	Pct.	
SAINTS	1	6	16.7%
OPP.	4	10	40.0%

SCORING BY QUARTERS															
SAINTS						OPPONENTS									
Date	Opp.	1st	2nd	3rd	4th	OT	Total	Date	Opp.	1st	2nd	3rd	4th	OT	Total
9/8	CAR	17	13	7	10	--	47	9/8	CAR	0	3	7	0	--	10
9/15	@DAL	14	21	6	3	--	44	9/15	@DAL	3	13	3	0	--	19
9/22	PHI	3	0	0	9	--	12	9/22	PHI	0	0	0	15	--	15
9/29	@ATL	7	7	3	7	--	24	9/29	@ATL	7	10	3	6	--	26
10/7	@KC	0	7	0	6	--	13	10/7	@KC	7	9	0	10	--	26
10/13	TB	0	27	0	0	--	27	10/13	TB	17	7	7	20	--	51
Totals		41	75	16	35	0	167	Totals		34	42	20	51	0	147

2024 NEW ORLEANS SAINTS TURNOVER TABLE

OPPONENT GIVEAWAYS

Opp	Qtr	Turnover	Spot*	Result
vs CAR	1	B. Young intercepted by W. Harris	CAR 47	Field Goal
vs CAR	2	J. Mingo fumble (T. Mathieu), recovered by T. Mathieu	CAR 43	Field Goal
vs CAR	3	B. Young intercepted by J. Howden	NO 48	Touchdown
at DAL	2	D. Prescott intercepted by P. Adebo	NO 33	Touchdown
at DAL	4	D. Prescott intercepted by T. Mathieu	NO 30	Punt
vs PHI	2	J. Hurts intercepted by T. Mathieu	NO -4	Punt
vs PHI	2	J. Hurts fumble (C. Granderson), recovered by W. Gay Jr.	NO 43	Punt
at ATL	1	K. Cousins intercepted by P. Adebo	NO 46	Touchdown
at KC	3	P. Mahomes intercepted by K. Saunders	NO -2	Touchdown
vs TB	2	B. Mayfield intercepted by P. Adebo	TB 33	Field Goal
vs TB	2	B. Mayfield intercepted by J. Abram	TB 40	Touchdown
vs TB	2	B. Mayfield intercepted by C. Jordan	NO 40	Punt

Saints Takeaway Totals: 12 Takeaways (10 interceptions, 2 fumbles, 0 muffed kicks), 44 points (5 TDs, 3 FGs)

SAINTS GIVEAWAYS

Opp	Qtr	Turnover	Spot*	Result
at DAL	4	D. Carr intercepted by Do. Wilson	NO 47	INT
vs PHI	4	D. Carr intercepted by R. Blankenship	PHI 41	End of Game
at ATL	1	K. Hodge fumble recovery in the end zone	NO 0	Touchdown
at ATL	2	T. Andersen 47 yd. interception return	NO 47	Touchdown
at KC	1	D. Carr intercepted by B. Cook	KC 22	Touchdown
vs TB	1	A Winfield 58 yd. fumble return	TB 42	Touchdown
vs TB	4	S. Rattler intercepted by Z. McCollum	TB 42	Touchdown
vs TB	4	S. Rattler intercepted by T. Smith	TB 36	Touchdown

Opponent Takeaway Totals: 8 Takeaways (5 interceptions, 1 fumbles, 1 muffed kick), 42 points (6 TDs, 0 FGs)

*Spot where the turnover was made



2024 MINI BIOS & STATS

24 Johnathan Abram

Pos.: S Ht.: 6-0 Wt.: 205 Exp.: 6 College: Mississippi State



Regular Season Career GP/GS: (54/40); 2024: (2/0)

2024 REVIEW: at Kansas City (10/7): Gameday elevation from the practice squad. Rotated in at SS and played on special teams in his season debut, finishing with seven tackles (six solo) and two coverage stops. **vs. Tampa Bay (10/13):** Gameday elevation from the practice squad. Rotated in at SS and played on special teams, finishing with seven tackles (three solo), one pass breakup, and an interception returned for a career-long 30 yard return. Abram's interception was his first of the 2024 season (second as a Saint) and set up Spencer Rattler's first career touchdown pass.

ADDITIONAL STATS: Special Teams Tackles — (2020, 7), (2021, 2), (2022, 2), (2023, 2), (2024, 2); **Total: 15.**

CAREER HIGHS: Tackles — 13, at Carolina (9/13/20); **Solo Tackles** — 9 (2x), last vs. LA Chargers (9/11/22); **Tackles for Loss** — 2, at Cleveland (12/20/21); **Forced Fumbles** — 1, at Tampa Bay (12/31/23); **Fumble Recoveries** — 1 (2x), last vs. Philadelphia (10/24/21); **Special Teams Tackles** — 3, at LA Chargers (11/8/20); **Passes Defensed** — 1 (16x), last vs. Tampa Bay (10/13/24); **Interceptions** — 1 (5x), last vs. Tampa Bay (10/13/24).

24 S Johnathan Abram												
Date	Opp.	GP	ST	Solo	Ast	Total	Sack/Yds	INT/Yds	PD	FF	FR	
10/7	@KC	X		6	1	7	0.0	0.0	0	0	0	0
10/13	TB	X		3	4	7	0.0	0.0	1	30	1	0
2024 Season		2	0	9	5	14	0.0	0.0	1	30	1	0
Saints Career		11	3	23	15	38	0.0	0.0	2	30	2	1
Career Totals		54	39	185	109	294	0.0	0.0	5	65	16	1

29 Paulson Adebo

Pos.: CB Ht.: 6-1 Wt.: 192 Exp.: 4 College: Stanford



Regular Season Career GP/GS: (51/50); 2024: (6/6)

2024 REVIEW: vs. Carolina (9/8): Started at LCB, recording five tackles (four solo) with one pass breakup. **at Dallas (9/15):** Started at LCB, finished with five tackles (four solo), two pass breakups, and an interception returned for 47 yards, setting a new career-long. Adebo's first interception of the year set up a Derek Carr rushing touchdown in the second quarter to give the Saints momentum going into halftime. **vs. Philadelphia (9/22):** Started at LCB, recording a team-high ten solo tackles, including one stop for a loss, and a pass breakup. Adebo tied a career-high in total tackles and had the most solo stops of his career on Sunday. **at Atlanta (9/29):** Started at LCB and finished with a career-best and team-leading 12 tackles (ten solo) with three pass breakups and an interception, his second of the season. Adebo's three pass breakups on Sunday also tied a career-high. **at Kansas City (10/7):** Started at LCB and finished with four solo tackles, one QB hit and one pass breakup. **vs. Tampa Bay (10/13):** Made his 50th career NFL start at LCB and tied for the team-high with ten tackles (eight solo), two pass breakups and an interception. Adebo's interception was his third of the season and the tenth of his career.

ADDITIONAL STATS: Special Teams Tackles — (2021, 3); **Total: 3.**

CAREER HIGHS: Tackles — 12, at Atlanta (9/29/24); **Solo Tackles** — 10 (2x), at Atlanta (9/29/24) and vs. Philadelphia (9/22/24); **Special Teams Tackles** — 1 (3x), last vs. Miami (12/27/21); **Passes Defensed** — 3 (3x), last at Atlanta (9/29/24); **Interceptions** — 2, vs. Chicago (11/5/23); **Forced Fumbles** — 1 (2x), vs. Chicago (11/5/23) and vs. Jacksonville (10/19/23); **Fumble Recoveries** — 1 (2x), vs. Chicago (11/5/23) and at Carolina (9/18/23).



2024 MINI BIOS & STATS

29 CB Paulson Adebo													
Date	Opp.	GP	ST	Solo	Ast	Total	Sack/Yds	INT/Yds	PD	FF	FR		
9/8	CAR	X	X	4	1	5	0.0	0.0	0	0	1	0	0
9/15	@DAL	X	X	4	1	5	0.0	0.0	1	47	2	0	0
9/22	PHI	X	X	10	0	10	0.0	0.0	0	0	1	0	0
9/29	@ATL	X	X	10	2	12	0.0	0.0	1	1	3	0	0
10/7	@KC	X	X	4	0	4	0.0	0.0	0	0	1	0	0
10/13	TB	X	X	8	2	10	0.0	0.0	1	20	2	0	0
2024 Season		6	6	40	6	46	0.0	0.0	3	68	10	0	0
Career Totals		51	50	205	40	245	0.0	0.0	10	150	43	2	2

0 Ugo Amadi

Pos.: S Ht.: 5-9 Wt.: 205 Exp.: 6 College: Oregon



Regular Season Career GP/GS: (68/12); 2024: (1/0)

2024 REVIEW: at Dallas (9/15): Gameday elevation from the practice squad. Finished with two solo tackles, one pass breakup, and one coverage tackle in his season debut.

ADDITIONAL STATS: Special Teams Tackles — (2019, 10), (2020, 5), (2021, 3), (2022, 1), (2023, 2), (2024, 1); **Total:** 22; Special Teams Fumble Recoveries — (2019, 1); **Total:** 1.

CAREER HIGHS: Tackles — 9, vs. Jacksonville (10/31/21); Solo Tackles — 8 (2x), last vs. Jacksonville (10/31/21); Special Teams Tackles — 2, vs. Arizona (12/22/19); Passes Defensed — 2 (4x), last at Houston (12/21/21); Interceptions — 1, vs. Detroit (1/2/22); Forced Fumbles — 1 (2x), last vs. New Orleans (10/25/21).

0 S Ugo Amadi													
Date	Opp.	GP	ST	Solo	Ast	Total	Sack/Yds	INT/Yds	PD	FF	FR		
9/15	@DAL	X		2	0	2	0.0	0.0	0	0	1	0	0
2024 Season		1	0	2	0	2	0.0	0.0	0	0	1	0	0
Saints Career		18	0	7	6	13	0.0	0.0	0	0	3	0	0
Career Totals		68	12	99	26	125	0.0	0.0	1	12	16	2	0

97 Khristian Boyd

Pos.: DT Ht.: 6-2 Wt.: 320 Exp.: R College: Northern Iowa



Regular Season Career GP/GS: (4/0); 2024: (4/0)

2024 REVIEW: vs. Carolina (9/8): Made his NFL debut, recording one assisted tackle. at Dallas (9/15): Rotated in on defense. vs. Philadelphia (9/22): Rotated in on defense. at Atlanta (9/29): Rotated in on defense. at Kansas City (10/7): Inactive. vs. Tampa Bay (10/13): Inactive.

97 DT Khristian Boyd													
Date	Opp.	GP	ST	Solo	Ast	Total	Sack/Yds	INT/Yds	PD	FF	FR		
9/8	CAR	X		0	1	1	0.0	0.0	0	0	0	0	0
9/15	@DAL	X		0	0	0	0.0	0.0	0	0	0	0	0
9/22	PHI	X		0	0	0	0.0	0.0	0	0	0	0	0
9/29	@ATL	X		0	0	0	0.0	0.0	0	0	0	0	0
10/7	@KC	Inactive											
10/13	TB	Inactive											
2024 Season		4	0	0	1	1	0.0	0.0	0	0	0	0	0
Career Totals		4	0	0	1	1	0.0	0.0	0	0	0	0	0



2024 MINI BIOS & STATS

90 Bryan Bresee

Pos.: DT Ht.: 6-5 Wt.: 305 Exp.: 2 College: Clemson



Regular Season Career GP/GS: (23/5); 2024: (23/5)

2024 REVIEW: vs. Carolina (9/8): Made his first career NFL start in the season opener. **at Dallas (9/15):** Started and recorded two solo tackles, one stop for a loss, a forced fumble, and a sack. Bresee's forced fumble was the first of his career and stalled the Dallas offense in the red-zone. **vs. Philadelphia (9/22):** Started and finished with two solo tackles and two sacks, tying a career-best. **at Atlanta (9/29):** Started and played on special teams, recording one QB hit. **at Kansas City (10/7):** Rotated in on defense and played on special teams, finishing with four tackles (three solo), two QB hits and a sack. Bresee now has four sacks on the season, tied for second in the league among DTs and tied for 10th most among all defensive players after five weeks. **vs. Tampa Bay (10/13):** Started and played on special teams, recording one tackle and one pass breakup. Bresee's pass breakup led to Cam Jordan's interception to stall the Bucs drive before halftime.

CAREER HIGHS: Tackles — 4, vs. Tampa Bay (10/1/23); **Solo Tackles** — 3, vs. Tampa Bay (10/1/23); **Tackles For Loss** — 3, vs. Tampa Bay (10/1/23); **Sacks** — 2 (2x), vs. Philadelphia (9/22/24) and vs. N.Y. Giants (12/17/23); **Passes Defensed** — 2, at Indianapolis (10/29/23); **Forced Fumbles** — 1, at Dallas (9/15/24).

90 DT Bryan Bresee												
Date	Opp.	GP	ST	Solo	Ast	Total	Sack/Yds	INT/Yds	PD	FF	FR	
9/8	CAR	X	X	0	0	0	0.0	0.0	0	0	0	0
9/15	@DAL	X	X	2	0	2	1.0	3.0	0	0	1	0
9/22	PHI	X	X	2	0	2	2.0	12.0	0	0	0	0
9/29	@ATL	X	X	0	0	0	0.0	0.0	0	0	0	0
10/7	@KC	X		3	1	4	1.0	4.0	0	0	0	0
10/13	TB	X	X	0	1	1	0.0	0.0	0	0	1	0
2024 Season		6	5	7	2	9	4.0	19.0	0	0	1	0
Career Totals		23	5	19	14	33	8.5	61.0	0	0	7	0

4 Derek Carr

Pos.: QB Ht.: 6-3 Wt.: 215 Exp.: 11 College: Fresno State



Regular Season Career GP/GS: (164/164); 2024: (5/5)

2024 REVIEW: vs. Carolina (9/8): Started, finishing 19-of-23 passing (82.6 pct.) with 200 yards, 3 TDs and a 142.5 QBR. Also added two carries for 13 yards on the ground in the season opener. Carr led the Black and Gold offense to scoring drives on their first nine possessions, marking the third time the Saints have done it in any game and the first by the club in a season opener. Carr improved his career record as a starter in season openers to 7-4 and is also now 2-0 in season openers with the Black and Gold. In addition, he improved his perfect record as a starter against Carolina to 5-0. With his three touchdown passes, Carr now has 245 career passing TDs, taking sole possession of 30th all-time in NFL history. **at Dallas (9/15):** Started, finishing 11-of-16 passing (68.8 pct.) with 243 yards, 2 TDs, an INT and a 125.0 QBR, including a 70-yard TD pass to Rashid Shaheed in the first quarter, his longest TD pass as a Saint, and had a one-yard TD rush, his first with the Black and Gold. Carr improved his career record as a starter against Dallas to 2-1 and has won four consecutive starts for the first time since the last four games of the 2021 season. Carr's two TD passes also moved him into a tie with Boomer Esiason for 26th all-time in league history. **vs. Philadelphia (9/22):** Started, finishing 14-of-25 passing (56.0 pct.) with 142 yards, one TD, one INT and a 69.1 QBR. With his one TD pass on Sunday, Carr moved into a tie with Tony Romo for 25th all-time in NFL history. **at Atlanta (9/29):** Started and finished 28-of-36 passing (77.8 pct.) with 236 yards, one INT, a 82.8 QBR, and rushed three times for five yards. **at Kansas City (10/7):** Started and finished 18-of-28 passing (64.3 pct.) with 165 yards, 2 TDs, one INT and a 89.1 QBR. Carr now has 40,089 career passing yards, good for 25th most in NFL history and became the 25th player to eclipse the 40,000 career yardage mark in NFL history. He also became the seventh player in league history to reach 40,000 career passing yards in his first 11 seasons, joining Drew Brees, Peyton Manning, Matt Ryan, Matthew Stafford, Russell Wilson, and Pro Football Hall of Famer Dan Marino. Carr's second TD pass of the night to TE Foster Moreau was also his 250th career TD pass, surpassing



2024 MINI BIOS & STATS

Tony Romo for 25th all-time in league history. Carr left the game in the fourth quarter with an oblique injury and did not return. **vs. Tampa Bay (10/13):** Inactive (oblique).

CAREER HIGHS: **Attempts** — 59, at Tampa Bay (10/30/16); **Completions** — 40, at Tampa Bay (10/30/16); **Completion Pct.** — 91.20 (31-for-34), vs. Philadelphia (10/24/21); **Passing Yards** — 513, at Tampa Bay (10/30/16); **Long Pass** — 87, at LA Chargers (12/31/17); **Interceptions** — 3 (4x), last at Pittsburgh (12/24/22); **Passing TDs** — 4 (7x), last vs. Atlanta (1/7/24); **Passer Rating** — 145.5, vs. Atlanta (1/7/24); **Rushes** — 7 (2x), last vs. Denver (10/2/22); **Rushing Yards** — 58, vs. Houston (9/14/14); **Long Rush** — 41, vs. Houston (9/14/14); **Rushing TDs** — 1 (7x), last at Dallas (9/15/24).

4 QB Derek Carr				Passing								Rushing				
Date	Opp.	GP	ST	Comp	Att	Pct.	Yards	TD	INT	Lg	Rating	Att	Yds	Avg.	Lg	TD
9/8	CAR	X	X	19	23	82.6%	200	3	0	59t	142.5	2	13	6.5	8	0
9/15	@DAL	X	X	11	16	68.8%	243	2	1	70t	125.0	1	1	1.0	1t	1
9/22	PHI	X	X	14	25	56.0%	142	1	1	29	69.1	2	3	1.5	4	0
9/29	@ATL	X	X	28	36	77.8%	239	0	1	25	82.8	3	5	1.7	5	0
10/7	@KC	X	X	18	28	64.3%	165	2	1	43t	89.1	0	0	0.0	0	0
10/13	TB	Inactive														
2024 Season		5	5	90	128	70.3%	989	8	4	70t	100.7	8	22	2.8	8	1
Saints Career		22	22	465	676	68.8%	3,867	33	12	70t	98.3	40	62	1.6	10	1
Career Totals		164	164	3,666	5,634	65.1%	40,089	250	111	87	92.5	318	907	2.9	41	7

56 Demario Davis

Pos.: LB **Ht.:** 6-2 **Wt.:** 248 **Exp.:** 13 **College:** Arkansas State



Regular Season Career GP/GS: (199/185); **2024:** (5/5)

2024 REVIEW: **vs. Carolina (9/8):** Started at MLB, recording four tackles (two solo) and a sack in the season opener, his 30th career sack as a Saints. Davis led the defense to hold Carolina to 193 yards (135 passing and 58 rushing) and 3.5 yards per play. **at Dallas (9/15):** Started at MLB and finished with eight tackles (three solo) and one pass breakup. Davis made his 100th start as a Saint, moving into a tie with CB Johnnie Poe and C Jerry Fontenot for 62nd on the club's all-time games played list. **vs. Philadelphia (9/22):** Started at MLB and recorded six tackles (four solo). Davis played in and started his 101st career game as a Saint on Sunday, moving into a tie with TE Larry Hardy, WR Lance Moore and T Ryan Ramczyk for 58th on the club's all-time games played list. **at Atlanta (9/29):** Inactive (hamstring). **at Kansas City (10/7):** Started at MLB in his return from injury and led the team in tackles with 11 (five solo). Davis now has 704 tackles as a Saint. **vs. Tampa Bay (10/13):** Started at MLB and finished with six tackles (three solo).

ADDITIONAL STATS: Special Teams Tackles — (2012, 16); (2013, 6); (2014, 2); **Total: 24.**

CAREER HIGHS: Tackles — 15, vs. Kansas City (12/20/20); **Solo Tackles** — 11 (2x), vs. Pittsburgh (11/9/14) and vs. Miami (9/24/17); **Sacks** — 2 (4x), last vs. Cincinnati (10/16/22); **Tackles for Loss** — 4, at Seattle (10/25/21); **Quarterback Hits** — 4 (2x), last vs. Atlanta (11/22/18); **Interceptions** — 1 (3x), last at Tampa Bay (12/5/22); **Passes Defensed** — 4, at Tampa Bay (11/17/19); **Forced Fumbles** — 1 (3x), last vs. Atlanta (11/22/18); **Fumble Recoveries** — 1 (8x), last at Tampa Bay (12/31/23).



2024 MINI BIOS & STATS

56 LB Demario Davis												
Date	Opp.	GP	ST	Solo	Ast	Total	Sack/Yds	INT/Yds	PD	FF	FR	
9/8	CAR	X	X	2	2	4	1.0	0.0	0	0	0	
9/15	@DAL	X	X	3	5	8	0.0	0.0	0	0	0	
9/22	PHI	X	X	4	2	6	0.0	0.0	0	0	0	
9/29	@ATL	Inactive										
10/7	@KC	X	X	5	6	11	0.0	0.0	0	0	0	
10/13	TB	X	X	3	3	6	0.0	0.0	0	0	0	
2024 Season		5	5	17	18	35	1.0	0.0	0	0	1	
Saints Career		103	103	448	262	710	30.0	222.0	2	5	39	
Career Totals		199	185	877	493	1370	43.5	313.5	3	5	56	

53 Jaylan Ford

Pos.: LB Ht.: 6-2 Wt.: 240 Exp.: R College: Texas



Regular Season Career GP/GS: (4/0); 2024: (4/0)

2024 REVIEW: vs. Carolina (9/8): Inactive (hamstring). at Dallas (9/15): Inactive. vs. Philadelphia (9/22): Made his NFL debut on special teams and recorded his first career coverage stop. at Atlanta (9/29): Played on special teams. at Kansas City (10/7): Played on special teams. vs. Tampa Bay (10/13): Played on special teams and recorded two coverage tackles.

ADDITIONAL STATS: Special Teams Tackles — (2024, 3); **Total: 3.**

53 LB Jaylan Ford												
Date	Opp.	GP	ST	Solo	Ast	Total	Sack/Yds	INT/Yds	PD	FF	FR	
9/8	CAR	Inactive										
9/15	@DAL	Inactive										
9/22	PHI	X		0	0	0	0.0	0.0	0	0	0	
9/29	@ATL	X		0	0	0	0.0	0.0	0	0	0	
10/7	@KC	X		0	0	0	0.0	0.0	0	0	0	
10/13	TB	X		0	0	0	0.0	0.0	0	0	0	
2024 Season		4	0	0	0	0	0.0	0.0	0	0	0	
Career Totals		4	0	0	0	0	0.0	0.0	0	0	0	

55 Isaiah Foskey

Pos.: DE Ht.: 6-5 Wt.: 265 Exp.: 2 College: Notre Dame



Regular Season Career GP/GS: (15/0); 2024: (5/0)

2024 REVIEW: vs. Carolina (9/8): Rotated in at DE and saw action on special teams, finishing with three coverage tackles, the first of his career. at Dallas (9/15): Rotated in at DE and saw action on special teams, recording one defensive tackle and one coverage stop. vs. Philadelphia (9/22): Rotated in at DE and saw action on special teams, finishing with two coverage tackles. at Atlanta (9/29): Played on special teams. at Kansas City (10/7): Rotated in at DE and played on special teams, finishing with three tackles (two solo) and one coverage stop. vs. Tampa Bay (10/13): Rotated in at DE and played on special teams.

ADDITIONAL STATS: Special Teams Tackles — (2024, 7); **Total: 7.**

CAREER HIGHS: Tackles — 4, at Green Bay (9/24/23); **Solo Tackles** — 3, at Green Bay (9/24/23); **Sacks** — 0.5, at Indianapolis (10/29/23); **Special Teams Tackles** — 3, vs. Carolina (9/8/24); **Quarterback Hits** — 1, at Indianapolis (10/29/23); **Passes Defensed** — 1, at Indianapolis (10/29/23).



2024 MINI BIOS & STATS

55 DE Isaiah Foskey												
Date	Opp.	GP	ST	Solo	Ast	Total	Sack/Yds	INT/Yds	PD	FF	FR	
9/8	CAR	X		0	0	0	0.0	0.0	0	0	0	
9/15	@DAL	X		0	1	1	0.0	0.0	0	0	0	
9/22	PHI	X		0	0	0	0.0	0.0	0	0	0	
9/29	@ATL	X		0	0	0	0.0	0.0	0	0	0	
10/7	@KC	X		2	1	3	0.0	0.0	0	0	0	
10/13	TB	X		0	0	0	0.0	0.0	0	0	0	
2024 Season		6	0	2	2	4	0.0	0.0	0	0	0	
Career Totals		16	0	7	7	14	0.5	1.5	0	0	0	

75 Taliese Fuaga

Pos.: T Ht.: 6-6 Wt.: 324 Exp.: R College: Oregon State



Regular Season Career GP/GS: (6/6); 2024: (6/6)

2024 REVIEW: vs. **Carolina (9/8):** Started at LT in his NFL debut. Fuaga became the first Saints rookie to start a season opener at the position since Ryan Ramczyk did so in the 2017 season opener against the Minnesota Vikings. **at Dallas (9/15):** Started at LT and helped lead the effort by New Orleans' offensive line to produce 190 rushing yards and four touchdowns. **vs. Philadelphia (9/22):** Started at LT. **at Atlanta (9/29):** Started at LT. **at Kansas City (10/7):** Started at LT. **vs. Tampa Bay (10/13):** Started at LT.

6 Willie Gay Jr.

Pos.: LB Ht.: 6-1 Wt.: 243 Exp.: 5 College: Mississippi State



Regular Season Career GP/GS: (62/51); 2024: (5/4)

2024 REVIEW: vs. **Carolina (9/8):** Started at SLB and saw action on special teams, recording two coverage tackles in his Black and Gold debut. **at Dallas (9/15):** Rotated in at SLB and saw action on special teams, recording one solo tackle and one coverage stop. **vs. Philadelphia (9/22):** Started at SLB and saw action on special teams, finishing with three solo tackles, one coverage stop, and a fumble recovery, his first as a Saint and fifth of his career. **at Atlanta (9/29):** Started at WLB and played on special teams in his 50th career NFL start, recording two tackles (one solo). Left the game in the first quarter after injuring his hand and did not return. **at Kansas City (10/7):** Inactive (hand). **vs. Tampa Bay (10/13):** Started at WLB and finished with four tackles (three solo), two pass breakups and a sack, his first as a Saint.

ADDITIONAL STATS: Special Teams Tackles — (2020, 2), (2024, 5); **Total: 7.**

CAREER HIGHS: Tackles — 11 (2x), last at L.A. Chargers (11/20/22); **Solo Tackles** — 7 (2x), last at L.A. Chargers (11/20/22); **Sacks** — 1 (4x), last vs. L.A. Chargers (10/22/23); **Tackles for Loss** — 2 (2x), last at L.A. Chargers (11/20/22); **Quarterback Hits** — 1 (9x), last vs. L.A. Chargers (10/22/23); **Interceptions** — 1 (4x), last at New England (12/17/23); **Interceptions Returned for Touchdowns** — 1, at Denver (12/11/22); **Passes Defensed** — 2 (3x), last vs. Seattle (12/24/22); **Forced Fumbles** — 1 (2x), last vs. Miami (11/5/23); **Fumble Recoveries** — 1 (5x), last vs. Philadelphia (9/22/24).



2024 MINI BIOS & STATS

6 LB Willie Gay Jr.												
Date	Opp.	GP	ST	Solo	Ast	Total	Sack/Yds	INT/Yds	PD	FF	FR	
9/8	CAR	X	X	0	0	0	0.0	0.0	0	0	0	
9/15	@DAL	X		1	0	1	0.0	0.0	0	0	0	
9/22	PHI	X	X	3	0	3	0.0	0.0	0	0	1	
9/29	@ATL	X	X	1	1	2	0.0	0.0	0	0	0	
10/7	@KC	Inactive										
10/13	TB	X	X	3	1	4	1.0	8.0	0	0	2	
2024 Season		5	4	8	2	10	1.0	8.0	0	0	2	
Saints Career		5	4	8	2	10	1.0	8.0	0	0	2	
Career Totals		62	51	156	85	241	6.0	33.5	4	85	21	

96 Carl Granderson

Pos.: DE Ht.: 6-5 Wt.: 261 Exp.: 5 College: Wyoming



Regular Season Career GP/GS: (77/30); 2024: (6/6)

2024 REVIEW: vs. Carolina (9/8): Made his 25th career start, finishing with three solo tackles. at Dallas (9/15): Started, finishing with five tackles (one solo), one stop for a loss, two QB hits, and 1.5 sacks, recording his first sacks of the 2024 season. vs. Philadelphia (9/22): Started and recorded five tackles (four solo), one forced fumble, and 1.5 sacks. at Atlanta (9/29): Started in his 75th career NFL appearance and played on special teams, finishing with two solo tackles. at Kansas City (10/7): Started and finished with seven tackles (two solo). vs. Tampa Bay (10/13): Started and recorded two tackles (one solo).

ADDITIONAL STATS: Blocked Field Goals — (2021, 1); Total: 1; Special Teams Tackles — (2021, 1); Total: 1.

CAREER HIGHS: Tackles — 10, at Atlanta (11/26/23); Solo Tackles — 5 (3x), last vs. Chicago (11/5/23); Sacks — 2, at Carolina (1/3/21); Tackles for Loss — 3 (2x), last at New England (10/8/23); Quarterback Hits — 4 (2x), last vs. Tennessee (9/10/23); Forced Fumbles — 1 (4x), last vs. Philadelphia (9/22/24); Fumble Recoveries — 1 (2x), vs. Jacksonville (10/19/23) and at Tampa Bay (12/5/22); Passes Defensed — 1 (2x), vs. Detroit (12/3/23) and vs. Green Bay, (9/27/20). Blocked Field Goals — 1, at Carolina (9/19/21).

96 DE Carl Granderson												
Date	Opp.	GP	ST	Solo	Ast	Total	Sack/Yds	INT/Yds	PD	FF	FR	
9/8	CAR	X	X	3	0	3	0.0	0.0	0	0	0	
9/15	@DAL	X	X	1	4	5	1.5	8.0	0	0	0	
9/22	PHI	X	X	4	1	5	1.5	7.0	0	0	1	
9/29	@ATL	X	X	2	0	2	0.0	0.0	0	0	0	
10/7	@KC	X	X	2	5	7	0.0	0.0	0	0	0	
10/13	TB	X	X	1	1	2	0.0	0.0	0	0	0	
2024 Season		6	6	13	11	24	3.0	15.0	0	0	1	
Career Totals		77	30	116	87	203	26.0	166.5	0	0	2	

48 J.T. Gray

Pos.: DB Ht.: 6-0 Wt.: 202 Exp.: 7 College: Mississippi State



Regular Season Career GP/GS: (87/0); 2024: (6/0)

2024 REVIEW: vs. Carolina (9/8): Rotated in at S and saw action on special teams, finishing with four coverage tackles. at Dallas (9/15): Rotated in at S and saw action on special teams, finishing with two coverage tackles. vs. Philadelphia (9/22): Played on special teams and blocked the second punt of his career. at Atlanta (9/29): Rotated in at FS and played on special teams, finishing with two coverage tackles. Gray now has 75 special teams stops in his career. at Kansas City (10/7): Played on special teams and finished with two coverage tackles. vs. Tampa Bay (10/13): Rotated in at S and played on special teams, recording a career-best two solo tackles, forced a fumble (first of his career), and



2024 MINI BIOS & STATS

added three coverage tackles. Gray now has 13 coverage tackles on the season, surpassing his total from last year (11) through only six games, and ranks second in the NFL behind Washington's Nick Bellore.

ADDITIONAL STATS: Special Teams Tackles — (2018, 2); (2019, 16); (2020, 7), (2021, 19), (2022, 12), (2023, 11), (2024, 13); **Total: 80**; **Blocked Punts** — (2019, 1), (2024, 1); **Total: 2**; **Special Teams Fumble Recoveries** — (2019, 1), (2020, 2); **Total: 3**.

CAREER HIGHS: Tackles — 2 (3x), last vs. Tampa Bay (10/13/24); **Solo Tackles** — 2, vs. Tampa Bay (10/13/24); **Passes Defensed** — 1, at Carolina (1/3/21); **Sacks** — 1 (2x), vs Seattle (10/9/22) and vs. Carolina (1/8/23); **Tackles for Loss** — 1, vs. Carolina (1/8/23); **Quarterback Hits** — 1 (2x), last vs. Carolina (1/8/23); **Forced Fumbles** — 1, vs. Tampa Bay (10/13/24); **Special Teams Tackles** — 4, at N.Y. Jets (12/12/21); **Blocked Punts** — 1 (2x), vs. Philadelphia (9/22/24) and at Chicago (10/20/19); **Special Teams Fumble Recoveries** — 1, vs. Carolina (11/24/19).

48 DB J.T. Gray												
Date	Opp.	GP	ST	Solo	Ast	Total	Sack/Yds	INT/Yds	PD	FF	FR	
9/8	CAR	X		0	0	0	0.0	0.0	0	0	0	
9/15	@DAL	X		0	0	0	0.0	0.0	0	0	0	
9/22	PHI	X		0	0	0	0.0	0.0	0	0	0	
9/29	@ATL	X		0	0	0	0.0	0.0	0	0	0	
10/7	@KC	X		0	0	0	0.0	0.0	0	0	0	
10/13	TB	X		2	0	2	0.0	0.0	0	1	0	
2024 Season		6	0	2	0	2	0.0	0.0	0	1	0	
Career Totals		87	0	8	5	13	2.5	12.5	0	1	0	

19 Blake Grupe

Pos.: K Ht.: 5-7 Wt.: 156 Exp.: 2 College: Notre Dame



Regular Season Career GP: (23); 2024: (6)

2024 REVIEW: vs. Carolina (9/8): Handled the kicking duties, finishing 4-for-4 with a long of 57 yards, marking a new career-long, and went a perfect 5-for-5 on PATs, tying a career-high. Grupe's 17 points scored on Sunday also set a new career-high and was the second contest of his career where he made two 50+ yard field goals, previously doing so at New England in Week Five of the 2023 season. **at Dallas (9/15):** Handled the kicking duties, making his lone FG attempt from 26 yards out and finished 5-for-6 on PATs. Also added three touchbacks. **vs. Philadelphia (9/22):** Handled the kicking duties, finishing 2-for-2 with a long of 38 yards, made his lone PAT, and added one touchback. **at Atlanta (9/29):** Handled the kicking duties, making his lone FG attempt from 43 yards out, made all three PATs and added three touchbacks. **at Kansas City (10/7):** Handled the kicking duties, finishing 1-for-2 on PATs. **vs. Tampa Bay (10/13):** Handled the kicking duties, finishing two-of-two on FG attempts with a long of 42 yards and 2-for-2 on PATs.

ADDITIONAL STATS: Touchbacks — (2023, 67), (2024, 8); **Total: 75**.

CAREER HIGHS: Field Goals Made — 5, at Atlanta (11/26/23); **Field Goal Attempts** — 6, at Atlanta (11/26/23); **Longest Field Goal Made** — 57, vs. Carolina (9/8/24); **PATs** — 5 (3x), last at Dallas (9/15/24); **PATs Attempted** — 6, at Dallas (9/15/24); **Points** — 17, vs. Carolina (9/8/24); **Touchbacks** — 7, at Indianapolis (10/29/23).

19 K Blake Grupe																					
			Field Goals					1-19		20-29		30-39		40-49		50+		PATs		Pts	
Date	Opp.	GP	M	A	Pct.	Lg	Blk	M	A	M	A	M	A	M	A	M	A	M	A	Pts	
9/8	CAR	X	4	4	100.0%	57	0	0	0	0	0	1	1	1	1	2	2	5	5	17	
9/15	@DAL	X	1	1	100.0%	26	0	0	0	1	1	0	0	0	0	0	0	5	6	8	
9/22	PHI	X	2	2	100.0%	38	0	0	0	0	0	2	2	0	0	0	0	1	1	7	
9/29	@ATL	X	1	1	100.0%	43	0	0	0	0	0	0	0	1	1	0	0	3	3	6	
10/7	@KC	X	0	0	0.0%	0	0	0	0	0	0	0	0	0	0	0	0	1	2	2	
10/13	TB	X	2	2	100.0%	42	0	0	0	1	1	0	0	1	1	0	0	2	2	8	
2024 Season		6	10	10	100.0%	57	0	0	0	2	2	3	3	3	3	2	2	17	19	48	
Career Totals		23	40	47	85.1%	57	0	0	0	12	14	9	9	11	13	8	11	57	59	178	



2024 MINI BIOS & STATS

3 Jake Haener

Pos.: QB Ht.: 6-1 Wt.: 200 Exp.: 1 College: Fresno State



Regular Season Career GP/GS: (3/0); 2024: (3/0)

2024 REVIEW: vs. **Carolina (9/8)**: Made his NFL debut in the fourth quarter. **at Dallas (9/15)**: Saw action in the fourth quarter. vs. **Philadelphia (9/22)**: Dressed but did not play. **at Atlanta (9/29)**: Dressed but did not play. **at Kansas City (10/7)**: Relieved an injured Derek Carr in the fourth quarter, finishing 2-of-7 passing for 17 yards and had two rushes for 11 yards. vs. **Tampa Bay (10/13)**: Dressed but did not play.

3 QB Jake Haener																
				Passing								Rushing				
Date	Opp.	GP	ST	Comp	Att	Pct.	Yards	TD	INT	Lg	Rating	Att	Yds	Avg.	Lg	TD
9/8	CAR	X		0	1	0.0%	0	0	0	0	39.6	0	0	0	0	0
9/15	@DAL	X		0	0	0.0%	0	0	0	0	0.0	3	-3	-3	-3	0
9/22	PHI	Dressed but did not play														
9/29	@ATL	Dressed but did not play														
10/7	@KC	X		2	7	28.6%	17	0	0	11	39.6	2	11	5.5	9	0
10/13	TB	Dressed but did not play														
2024 Season		3	0	2	8	25.0%	17	0	0	11	39.6	5	8	0.6	9	0
Career Totals		3	0	2	8	25.0%	17	0	0	11	39.6	5	8	0.6	9	0

5 Will Harris

Pos.: DB Ht.: 6-1 Wt.: 206 Exp.: 6 College: Boston College



Regular Season Career GP/GS: (86/45); 2024: (5/5)

2024 REVIEW: vs. **Carolina (9/8)**: Started at SS and played on special teams in his Black and Gold debut, finishing with one tackle, an interception, a pass breakup, and a coverage stop. Harris' interception came on the first defensive play of the season, setting up a Blake Grupe 57-yard field goal and set the tone for the Saints defense in the season opener. **at Dallas (9/15)**: Started at SS and played on special teams, finishing with four tackles (three solo) and one pass breakup. vs. **Philadelphia (9/22)**: Started at SS and played on special teams, recording six solo stops, including one stop for a loss. **at Atlanta (9/29)**: Started at SS and played on special teams, finishing with two solo tackles and one pass breakup. **at Kansas City (10/7)**: Started and SS and played on special teams, recording two tackles (one solo). Harris left the game in the third quarter with a hamstring injury and did not return. Placed on Injured Reserve (hamstring), (10/12).

ADDITIONAL STATS: Special Teams Tackles — (2019, 7), (2020, 2), (2021, 2), (2022, 4), (2023, 1), (2024, 1); **Total: 17.**

CAREER HIGHS: Tackles — 9 (3x), last vs. Carolina (11/8/23); **Solo Tackles** — 8, vs. Green Bay (1/9/22); **Sacks** — 1, vs. Green Bay (12/29/19); **Tackles for Loss** — 1 (5x), last vs. Philadelphia (9/22/24); **Quarterback Hits** — 1 (4x), last vs. Carolina (10/8/23); **Forced Fumbles** — 1 (2x), last at N.Y. Giants (11/20/22); **Fumble Recoveries** — 1 (2x), last vs. Carolina (10/8/23); **Special Teams Tackles** — 2 (2x), last at Minnesota (9/25/22); **Passes Defensed** — 1 (17x), last at Atlanta (9/29/24); **Interceptions** — 1 (3x), last vs. Carolina (9/8/24).



2024 MINI BIOS & STATS

5 DB Will Harris													
Date	Opp.	GP	ST	Solo	Ast	Total	Sack/Yds	INT/Yds	PD	FF	FR		
9/8	CAR	X	X	0	1	1	0.0	0.0	1	7	1	0	0
9/15	@DAL	X	X	3	1	4	0.0	0.0	0	0	1	0	0
9/22	PHI	X	X	6	0	6	0.0	0.0	0	0	0	0	0
9/29	@ATL	X	X	2	0	2	0.0	0.0	0	0	1	0	0
10/7	@KC	X	X	1	1	2	0.0	0.0	0	0	0	0	0
10/13	TB			Reserve/Injured									
2024 Season		5	5	12	3	15	0.0	0.0	1	7	3	0	0
Saints Career		5	5	12	3	15	0.0	0.0	1	7	3	0	0
Career Totals		86	45	176	69	245	1.5	16.5	3	7	17	2	2

43 Matthew Hayball

Pos.: P Ht.: 6-0 Wt.: 189 Exp.: R College: Vanderbilt



Regular Season Career GP: (6); 2024: (6)

2024 REVIEW: vs. Carolina (9/8): Handled the punting and holding duties in his NFL debut. Punted twice for 73 yards (36.5 avg., 36.5 net) with a long of 38 yards and one downed inside the 20-yard line. **at Dallas (9/15):** Handled the punting and holding duties. Hayball's lone punt of the afternoon went for 49 yards (49.0 avg., 49.0 net) and was downed inside the 20-yard line. **vs. Philadelphia (9/22):** Handled the punting and holding duties, punting four times for 162 yards (40.5 avg., 39.0 net), with a long of 52 yards and had two downed inside the 20-yard line. **at Atlanta (9/29):** Handled the punting and holding duties, punting three times for 120 yards (40.0 avg., 40.0 net) with a long of 48 yards and had all three punts downed inside the 20-yard line. **at Kansas City (10/7):** Handled the punting and holding duties, punting four times for 199 yards (49.8 avg., 41.8 net) with a long of 53 yards (career-long) and one downed inside the 20-yard line. **vs. Tampa Bay (10/13):** Handled the punting and holding duties, punting six times for 266 yards (44.3 avg., 42.3 net) with a long of 58 yards, marking a new career-best, and had three punts downed inside the twenty yard-line.

CAREER HIGHS: Punts — 6, vs. Tampa Bay (10/13/24); **Yards** — 266, vs. Tampa Bay (10/13/24); **Gross Punting Average** — 49.8, at Kansas City (10/7/24); **Net Punting Average** — 49.0, at Dallas (9/15/24); **Punts Inside the 20-Yard Line** — 3 (2x), vs. Tampa Bay (10/13/24) and at Atlanta (9/29/24); **Longest Punt** — 58, vs. Tampa Bay (10/13/24).

43 P Matthew Hayball										
Date	Opp.	GP	No	Yds	Avg	Net	TB	In20	Lg	Blk
9/8	CAR	X	2	73	36.5	36.5	0	1	38	0
9/15	@DAL	X	1	49	49.0	49.0	0	1	49	0
9/22	PHI	X	4	162	40.5	39.0	0	2	52	0
9/29	@ATL	X	3	120	40.0	40.0	0	3	48	0
10/7	@KC	X	4	199	49.8	41.8	0	1	53	0
10/13	TB	X	6	266	44.3	42.3	0	3	58	0
2024 Season		6	20	869	43.5	41.4	0	11	58	0
Career Totals		6	20	869	43.5	41.4	0	11	58	0

60 Kyle Hergel

Pos.: G Ht.: 6-2 Wt.: 315 Exp.: R College: Boston College



Regular Season Career GP/GS: (3/0); 2024: (3/0)

2024 REVIEW: at Atlanta (9/29): Gameday elevation from the practice squad. Played on special teams in his NFL debut. **at Kansas City (10/7):** Signed off the practice squad to the active roster, (10/7). Played on special teams. **vs. Tampa Bay (10/13):** Played on special teams.



2024 MINI BIOS & STATS

7 Taysom Hill

Pos.: TE Ht.: 6-2 Wt.: 221 Exp.: 8 College: BYU



Regular Season Career GP/GS: (100/44); 2024: (3/3)

2024 REVIEW: vs. Carolina (9/8): Started at TE and rotated in at QB, FB, and played on special teams in the season opener. Rushed five times for 35 yards and caught one pass for one yard. **at Dallas (9/15):** Started at FB and saw action at TE and QB, finishing with 18 rushing yards on three attempts and caught one pass for one yard. Left the game in the fourth quarter with a chest injury and did not return. **vs. Philadelphia (9/22):** Inactive (chest). **at Atlanta (9/29):** Started on offense and played on special teams in his 100th career NFL game, rushing six times for 24 yards and two TDs. With his two rushing touchdowns, Hill now has 40 career touchdowns, surpassing WR Lance Moore for tenth in Saints history and now has 29 career rushing touchdowns, surpassing RBs Chuck Muncie and Pierre Thomas for the fifth-most in club history. Hill suffered an abdomen injury in the second quarter and did not return. **at Kansas City (10/7):** Inactive (rib). **vs. Tampa Bay (10/13):** Inactive (rib).

ADDITIONAL STATS: Special Teams Tackles — (2017, 4), (2018, 6), (2019, 2), (2021, 1); (2023, 2); **Total: 15; Blocked Punts** — (2018, 1); **Total: 1.**

CAREER HIGHS: Passing Attempts — 41, vs. Dallas (12/2/21); **Completions** — 28, at Philadelphia (12/13/20); **Passing Yards** — 291, at Philadelphia (12/13/20); **Long Completion** — 70, vs. Dallas (12/2/21); **Passing TDs** — 2 (3x), last vs. Dallas (12/2/21); **Interceptions** — 4, vs. Dallas (12/2/21); **Receptions** — 7, at Houston (10/15/23); **Receiving Yards** — 63, vs. Arizona (10/27/19); **Long Reception** — 45, at Carolina (12/29/19); **Receiving TDs** — 1 (11x), last at Tampa Bay (12/31/23); **Rushes** — 14, at Atlanta (12/6/20); **Rushing Yards** — 112, vs. Seattle (10/9/22); **Long Rush** — 60, vs. Seattle (10/9/22); **Rushing TDs** — 3, vs. Seattle (10/9/22); **Kickoff Returns** — 3 (2x), vs. Seattle (10/9/22) and at Atlanta (9/23/18); **Kickoff Return Yards** — 69, vs. Seattle (10/9/22); **Long Kickoff Return** — 47, vs. Cleveland (10/6/18); **Special Teams Tackles** — 2 (2x), last at Baltimore (10/21/18); **Special Teams Fumble Recoveries** — 1, vs. Seattle (10/9/22); **Total: 1; Blocked Punts** — 1, at Tampa Bay (12/9/18).

7 TE Taysom Hill																						
		Rushing							Receiving					Passing								
Date	Opp.	GP	ST	Att	Yds	Avg.	Lg	TD	Rec	Yds	Avg.	Lg	TD	Comp	Att	Pct.	Yards	TD	INT	Lg	Rating	
9/8	CAR	X	X	5	35	7.0	12	0	1	1	1.0	1	0	0	0	0%	0	0	0	0	0.0	
9/15	@DAL	X	X	3	18	6.0	9	0	1	1	1.0	1	0	0	0	0%	0	0	0	0	0.0	
9/22	PHI	Inactive																				
9/29	@ATL	X	X	6	24	4.0	7	2	0	0	0.0	0	0	0	0	0%	0	0	0	0	0.0	
10/7	@KC	Inactive																				
10/13	TB	Inactive																				
2024 Season		3	3	14	77	5.5	12	2	2	2	1.0	1	0	0	0	0%	0	0	0	0	0.0	
Career Totals		100	44	412	2,236	5.4	60t	29	78	758	9.7	45t	12	191	298	64.1%	2,348	11	8	70t	89.4	

85 Dallin Holker

Pos.: TE Ht.: 6-3 Wt.: 241 Exp.: R College: Colorado State



Regular Season Career GP/GS: (2/1); 2024: (2/1)

2024 REVIEW: vs. Carolina (9/8): Inactive (ankle). **at Dallas (9/15):** Inactive. **vs. Philadelphia (9/22):** Dressed but did not play. **at Atlanta (9/29):** Inactive. **at Kansas City (10/7):** Made his first NFL start on offense. **vs. Tampa Bay (10/13):** Rotated in on offense and played on special teams.



2024 MINI BIOS & STATS

85 TE Dallin Holker										
				Receiving						
Date	Opp.	GP	ST	Rec	Yds	Avg.	Lg	TD		
9/8	CAR			Inactive						
9/15	@DAL			Inactive						
9/22	PHI			Dressed but did not play						
9/29	@ATL			Inactive						
10/7	@KC	X	X	0	0	0.0	0	0		
10/13	TB	X		0	0	0.0	0	0		
2024 Season		2	1	0	0	0.0	0	0		
Career Totals		2	1	0	0	0.0	0	0		

31 Jordan Howden

Pos.: DB Ht.: 6-0 Wt.: 209 Exp.: 2 College: Minnesota



Regular Season Career GP/GS: (22/8); 2024: (6/1)

2024 REVIEW: vs. Carolina (9/8): Rotated in at SS and played on special teams, finishing with three tackles, one pass breakup, and an interception, the first of his NFL career. **at Dallas (9/15):** Rotated in at SS and played on special teams, recording two tackles (one solo). **vs. Philadelphia (9/22):** Rotated in at SS and played on special teams, finishing with one solo tackle. **at Atlanta (9/29):** Rotated in at SS and played on special teams, recording one defensive tackle. **at Kansas City (10/7):** Rotated in at SS and played on special teams, finishing with one coverage tackle, the first of his career. **vs. Tampa Bay (10/13):** Made his first start of the 2024 season at SS and played on special teams, recording a team-high ten tackles (three solo), tying a career-best, and recorded one coverage tackle.

ADDITIONAL STATS: Special Teams Tackles — (2024, 2); **Total: 2.**

CAREER HIGHS: Tackles — 10 (2x), vs. Tampa Bay (10/13/24) and vs. Carolina (12/10/23); **Solo Tackles** — 7, vs. Carolina (12/10/23); **Passes Defensed** — 2, at New England, (10/29/23); **Interceptions** — 1, vs. Carolina (9/8/24); **Sacks** — 1, vs. Carolina (12/10/23); **Quarterback Hits** — 1, vs. Detroit (12/3/23); **Forced Fumbles** — 1, vs. Carolina (12/10/23); **Special Teams Tackles** — 1, at Kansas City (10/7/24).

31 DB Jordan Howden													
Date	Opp.	GP	ST	Solo	Ast	Total	Sack/Yds	INT/Yds	PD	FF	FR		
9/8	CAR	X		1	2	3	0.0	0.0	1	-5	1	0	0
9/15	@DAL	X		1	1	2	0.0	0.0	0	0	0	0	0
9/22	PHI	X		1	0	1	0.0	0.0	0	0	0	0	0
9/29	@ATL	X		0	1	1	0.0	0.0	0	0	0	0	0
10/7	@KC	X		0	0	0	0.0	0.0	0	0	0	0	0
10/13	TB	X		3	7	10	0.0	0.0	0	0	0	0	0
2024 Season		6	0	6	11	17	0.0	0.0	1	-5	1	0	0
Career Totals		22	7	29	31	60	1.0	12.0	1	-5	6	1	0

47 Khaleke Hudson

Pos.: LB Ht.: 6-0 Wt.: 220 Exp.: 5 College: Michigan



Regular Season Career GP/GS: (59/12); 2024: (1/0)

2024 REVIEW: vs. Carolina (9/8): Gameday elevation from the practice squad. Played on special teams. Signed off the practice squad by the Cleveland Browns, (9/9).



2024 MINI BIOS & STATS

47 LB Khaleke Hudson												
Date	Opp.	GP	ST	Solo	Ast	Total	Sack/Yds	INT/Yds	PD	FF	FR	
9/8	CAR	X		0	0	0	0.0	0.0	0	0	0	0
2024 Season		1	0	0	0	0	0.0	0.0	0	0	0	0
Saints Career		1	0	0	0	0	0.0	0.0	0	0	0	0
Career Totals		59	12	51	39	90	1.0	3.0	0	0	2	0

52 D'Marco Jackson

Pos.: LB Ht.: 6-1 Wt.: 233 Exp.: 3 College: Appalachian State



Regular Season Career GP/GS: (20/0); 2024: (3/0)

2024 REVIEW: vs. Carolina (9/8): Inactive (calf). at Dallas (9/15): Inactive (calf). vs. Philadelphia (9/22): Inactive (calf). at Atlanta (9/29): Rotated in at WLB and played on special teams in his season debut, finishing with three tackles (one solo). at Kansas City (10/7): Rotated in at SLB and played on special teams, recording three tackles (two solo) and one coverage stop. vs. Tampa Bay (10/13): Played on special teams, finishing with one coverage tackle.

ADDITIONAL STATS: Special Teams Tackles — (2023, 8), (2024, 2); Total: 10; Special Teams Fumble Recoveries — (2023, 1); Total: 1.

CAREER HIGHS: Tackles — 3 (2x), at Kansas City (10/7/24) and at Atlanta (9/29/24); Solo Tackles — 2, at Kansas City (10/7/24); Special Teams Tackles — 2 (2x), at New England, (10/29/23) and vs. Tennessee (9/10/23); Special Teams Fumble Recoveries — 1, vs. Carolina (12/10/23).

52 LB D'Marco Jackson												
Date	Opp.	GP	ST	Solo	Ast	Total	Sack/Yds	INT/Yds	PD	FF	FR	
9/8	CAR	Inactive										
9/15	@DAL	Inactive										
9/22	PHI	Inactive										
9/29	@ATL	X		1	2	3	0.0	0.0	0	0	0	0
10/7	@KC	X		2	1	3	0.0	0.0	0	0	0	0
10/13	TB	X		0	0	0	0.0	0.0	0	0	0	0
2024 Season		3	0	3	3	6	0.0	0.0	0	0	0	0
Career Totals		20	0	4	6	10	0.0	0.0	0	0	0	0

83 Juwan Johnson

Pos.: TE Ht.: 6-4 Wt.: 233 Exp.: 5 College: Oregon



Regular Season Career GP/GS: (56/31); 2024: (6/2)

2024 REVIEW: vs. Carolina (9/8): Rotated in on offense and special teams, finishing with two receptions for 26 yards and a TD in the season opener. Johnson also got his hands on a punt in the fourth quarter, setting up a short field and a Jamaal Williams rushing TD early in the fourth quarter. at Dallas (9/15): Rotated in on offense and played on special teams. vs. Philadelphia (9/22): Rotated in on offense and played on special teams. at Atlanta (9/29): Rotated in on offense and played on special teams, catching two passes for 13 yards. at Kansas City (10/7): Made his first start of the 2024 season on offense and played on special teams, catching five passes for 31 yards. vs. Tampa Bay (10/13): Started and finished with three catches for 48 yards.

ADDITIONAL STATS: Special Teams Tackles — (2021, 1), (2022, 1); Total: 2.

CAREER HIGHS: Receptions — 8, at Tampa Bay (12/31/23); Receiving Yards — 90, at Tampa Bay (12/31/23); Long Reception — 41, vs. Baltimore (11/7/22); TD Receptions — 2 (3x), last vs. Atlanta (12/18/22); Special Teams Tackles — 1, at Carolina (9/25/22).



2024 MINI BIOS & STATS

83 TE Juwan Johnson								
				Receiving				
Date	Opp.	GP	ST	Rec	Yds	Avg.	Lg	TD
9/8	CAR	X		2	26	13.0	16t	1
9/15	@DAL	X		0	0	0.0	0	0
9/22	PHI	X		0	0	0.0	0	0
9/29	@ATL	X		2	13	13.0	8	0
10/7	@KC	X	X	5	31	6.2	11	0
10/13	TB	X	X	3	48	16.0	27	0
2024 Season		6	2	12	118	9.8	27	1
Career Totals		56	31	108	1,192	11.0	41t	16

94 Cameron Jordan

Pos.: DE Ht.: 6-4 Wt.: 287 Exp.: 14 College: California



Regular Season Career GP/GS: (215/214); 2024: (6/6)

2024 REVIEW: vs. Carolina (9/8): Started at LDE in the season opener, finishing with one tackle. Jordan appeared in his 210th game on Sunday and is now tied for 32nd among defensive lineman with DE Elvin Bethea (Pro Football Hall of Fame Class of 2003). **at Dallas (9/15):** Started at LDE, recording one solo tackle and one pass breakup. Jordan played in his 211th career game on Sunday and is now tied with DL Trace Armstrong for 31st all-time in NFL history. **vs. Philadelphia (9/22):** Started at LDE. Jordan played in his 212th career game on Sunday and is now 31st all-time in NFL history in games played by a defensive lineman. **at Atlanta (9/29):** Started at LDE, recording one tackle. Jordan has now played in 213 career games, moving into a tie with Steve McMichael (Pro Football Hall of Fame Class of 2024) and Henry Thomas for 29th all-time for games played among NFL defensive linemen. **at Kansas City (10/7):** Started at LDE and finished with two tackles (one solo) and one QB hit. Jordan played in his 214th career game on Monday night and moved into a tie for 27th all-time among NFL defensive linemen with Vonnie Holliday and Domata Peko. **vs. Tampa Bay (10/13):** Started at LDE, recording one tackle and one interception. Jordan's interception in the second quarter was his first since the 2017 season against the Detroit Lions and the third of his career. Jordan has now played in 215 games, surpassing with Vonnie Holliday and Domata Peko for 27th all-time among defensive linemen.

ADDITIONAL STATS: Blocked Field Goals — (2015, 1); **Total: 1.**

CAREER HIGHS: Tackles — 13, vs. Washington (9/9/12); **Sacks** — 4, at Atlanta (11/28/19); **Tackles for Loss** — 4, at Atlanta (11/28/19); **Quarterback Hits** — 6, vs. Philadelphia (11/5/12); **Interceptions** — 1 (3x), last vs. Tampa Bay (10/13/24); **Long Interception Return** — 6, at Pittsburgh (11/30/14); **Interception Return TDs** — 1, vs. Detroit (10/15/17); **Passes Defensed** — 4, vs. N.Y. Jets (12/17/17); **Forced Fumbles** — 1 (15x), last at Philadelphia (1/1/23); **Fumble Recoveries** — 1 (11x), last at New England (10/8/23); **Blocked Field Goals** — 1, vs. Atlanta (1/3/16).

94 DE Cameron Jordan												
Date	Opp.	GP	ST	Solo	Ast	Total	Sack/Yds	INT/Yds	PD	FF	FR	
9/8	CAR	X	X	0	1	1	0.0	0.0	0	0	0	0
9/15	@DAL	X	X	1	0	1	0.0	0.0	0	0	1	0
9/22	PHI	X	X	0	0	0	0.0	0.0	0	0	0	0
9/29	@ATL	X	X	0	1	1	0.0	0.0	0	0	0	0
10/7	@KC	X	X	1	1	2	0.0	0.0	0	0	0	0
10/13	TB	X	X	0	1	1	0.0	0.0	1	0	1	0
2024 Season		6	6	2	4	6	0.0	0.0	1	0	2	0
Career Totals		215	214	481	301	782	117.5	779.5	3	6	65	11

41 Alvin Kamara

Pos.: RB Ht.: 5-10 Wt.: 215 Exp.: 8 College: Tennessee



Regular Season Career GP/GS: (107/76); 2024: (6/6)



2024 MINI BIOS & STATS

2024 REVIEW: vs. Carolina (9/8): Started, leading the team in rushing with 15 rushes for 83 yards and a TD, also adding a team-high five catches for 27 yards as a receiver. Kamara finished with 110 yards from scrimmage, making Sunday the 50th time Kamara has recorded 100+ scrimmage yards in a contest. Kamara's five receptions brings his career total to 510, tying him with Warrick Dunn for 16th all-time in league history for running backs. He also extended his team-record in touchdowns with 79 total in his career, tying him for 71st all-time with former Saints RB Terry Allen, James Brooks, Harold Carmichael (Pro Football Hall of Fame Class of 2020) and Todd Gurley II. **at Dallas (9/15):** Started and led the team in offense, rushing 20 times for 115 yards with 3 TDs and caught two passes for 65 yards, including a 57-yard TD reception marked a new career-long. Sunday marked the 12th time Kamara has had both a rushing and receiving score in a game, surpassing Hall of Famer Jim Brown and is now tied for third with Brian Westbrook and Lenny Moore for games with both a rushing and receiving score. With 115 yards on the ground, Kamara now has nine 100-yard rushing games for the Black and Gold and now has 6,027 career rushing yards, joining Mark Ingram II (6,500) and Deuce McAllister (6,096) as only the third Saint with over 6,000 career rushing yards. With his four touchdowns, Kamara became the only Saint to have multiple games with four or more touchdowns. After Sunday's effort in Dallas, Kamara now has 83 career touchdowns, tied for 62nd all-time with Joey Galloway, Anquan Boldin and Brandon Marshall and 58 career rushing touchdowns, tied for 57th in league history with Mike Alstott and Jamal Lewis. With his two receptions on Sunday, Kamara now has 512 for his career and is tied for 14th all-time among NFL running backs with Earnest Byner and Herschel Walker. He also brought his career receiving total to 4,311 yards, which is tied for eighth all-time in franchise history, surpassing WR Lance Moore. **vs. Philadelphia (9/22):** Started and led the team in rushing, finishing with 26 carries for 87 yards and had three catches for 40 yards. Kamara now has 6,114 career rushing yards and is now second in team history in rushing yards after surpassing Deuce McAllister on Sunday. Kamara also has 515 career receptions, which is tied for 13th all-time among NFL running backs with Emmitt Smith (Pro Football Hall of Fame Class of 2010), and 4,351 career receiving yards, tied for 19th all-time in NFL record books among running backs after surpassing Warrick Dunn on Sunday. **at Atlanta (9/29):** Started and led the team in rushing, finishing with 19 carries for 72 yards, one rushing TD and had seven receptions for 42 yards. Kamara extended his team-record in touchdowns with 84 total and is now tied with Pro Football Hall of Fame WR Calvin Johnson (Class of 2021), Andre Rison and Herschel Walker for 59th all-time in touchdowns in NFL history. Kamara now has 10,693 career scrimmage yards, surpassing WR Santana Moss for 99th all-time in NFL history. Kamara also brought his career reception total to 522 career receptions, surpassing LeSean McCoy for 12th all-time among NFL running backs, and now has 4,393 career receiving yards, moving past WR Devery Henderson into seventh place in Saints history. **at Kansas City (10/7):** Made his 75th career start on offense and led the team in rushing and receptions, finishing with 11 rushes for 26 yards and six receptions for 40 yards. Kamara now has 10,644 career scrimmage yards, currently surpassing WR AJ Green for 97th all-time in NFL history. Kamara's six catches also brought his career reception total to 526, surpassing WR Joe Horn (2000-06) for sole possession of fourth all-time in Saints history. **vs. Tampa Bay (10/13):** Started and led the team in rushing, finishing with 13 carries for 40 yards with a TD and caught five passes for 24 yards. Kamara extended his club-record in career rushing touchdowns to 60 total, now tied for 53rd all-time with Terrell Davis (Pro Football Hall of Fame Class of 2017), Ahman Green and Brandon Jacobs. Kamara also now has 10,714 total yards from scrimmage in his career, surpassing WR Keyshawn Johnson and Pro Football Hall of Fame WR/HB Bobby Mitchell for 95th all-time in NFL history. Kamara also now has 533 career receptions, surpassing WR Eric Martin (1985-93) for third all-time in franchise history.

ADDITIONAL STATS: Kickoff Returns for Touchdowns — (2017, 1); **Total: 1**; **Two-Point Conversions** — (2017, 1), (2018, 3), (2023, 3); **Total: 7**.

CAREER HIGHS: Receptions — 15, at Atlanta (9/23/18); **Receiving Yards** — 139, vs. Green Bay (9/27/20); **Long Reception** — 57t, at Dallas (9/15/24); **Receiving TDs** — 2 (2x), vs. Green Bay (9/27/20) and vs. Las Vegas (10/30/22); **Rushes** — 30, at Atlanta (1/9/22); **Rushing Yards** — 155, vs. Minnesota (12/25/20); **Long Rush** — 74, at L.A. Rams (11/26/17); **Rushing TDs** — 6-Tied NFL Record, vs. Minnesota (12/25/20); **Total TDs** — 6 – Tied NFL Record, vs. Minnesota (12/25/20); **Total Yards From Scrimmage** — 197, vs. Green Bay (9/27/20); **Punt Returns** — 3 (4x), last at Washington (10/10/21); **Punt Return Yards** — 32, at Tampa Bay (11/17/19); **Long Punt Return** — 27, at Tampa Bay (11/17/19); **Kickoff Returns** — 4, at Tampa Bay (12/31/17); **Kickoff Return Yards** — 155, at Tampa Bay (12/31/17); **Long Kickoff Return** — 106t, at Tampa Bay (12/31/17); **Total TDs** — 6-Tied NFL Record, vs. Minnesota (12/25/20).



2024 MINI BIOS & STATS

41 RB Alvin Kamara				Rushing					Receiving				
Date	Opp.	GP	ST	Att	Yds	Avg.	Lg	TD	Rec	Yds	Avg.	Lg	TD
9/8	CAR	X	X	15	83	5.5	17	1	5	27	5.4	18	0
9/15	@DAL	X	X	20	115	5.8	15	3	2	65	32.5	57t	1
9/22	PHI	X	X	26	87	3.3	16	0	3	40	13.3	27	0
9/29	@ATL	X	X	19	77	5.1	15	1	7	42	6.0	11	0
10/7	@KC	X	X	11	26	2.4	9	0	6	40	6.7	14	0
10/13	TB	X	X	13	40	3.1	7	1	5	24	4.8	8	0
2024 Season		6	6	104	428	4.1	17	6	28	238	8.5	57t	1
Career Totals		107	76	1,419	6,257	4.4	74	60	533	4,457	8.4	57t	24

23 Marshon Lattimore

Pos.: CB Ht.: 6-0 Wt.: 192 Exp.: 8 College: Ohio State



Regular Season Career GP/GS: (95/95); 2024: (5/5)

2024 REVIEW: vs. **Carolina (9/8):** Started at RCB in the season opener, finishing with two solo tackles. Lattimore injured his hamstring in the third quarter and did not return to the contest. **at Dallas (9/15):** Inactive (hamstring/hip). **vs. Philadelphia (9/22):** Started at RCB in his return from injury, recording two tackles (one solo). **at Atlanta (9/29):** Started at RCB and finished with five tackles (three solo) with one pass breakup. **at Kansas City (10/7):** Started at RCB and recorded five tackles (four solo). **vs. Tampa Bay (10/13):** Started at RCB and finished with ten tackles (six solo).

CAREER HIGHS: **Tackles** — 12, at Seattle (9/22/19); **Solo Tackles** — 10, at Seattle (9/22/19); **Tackles for Loss** — 1 (7x), last at Indianapolis (10/29/23); **Quarterback Hits** — 1 (5x), last vs. Miami (12/3/23); **Interceptions** — 1 (15x), last vs. Tennessee (9/10/23); **Long Interception Return** — 33, at Atlanta (12/7/17); **Passes Defensed** — 6, at Washington (10/10/21); **Forced Fumbles** — 1 (5x), last at Tampa Bay (12/9/18); **Fumble Recoveries** — 1 (5x), last at Tampa Bay (12/19/21).

23 CB Marshon Lattimore												
Date	Opp.	GP	ST	Solo	Ast	Total	Sack/Yds	INT/Yds	PD	FF	FR	
9/8	CAR	X	X	2	0	2	0.0	0.0	0	0	0	
9/15	@DAL	Inactive										
9/22	PHI	X	X	1	1	2	0.0	0.0	0	0	0	
9/29	@ATL	X	X	3	2	5	0.0	0.0	0	1	0	
10/7	@KC	X	X	4	1	5	0.0	0.0	0	0	0	
10/13	TB	X	X	6	4	10	0.0	0.0	0	0	0	
2024 Season		5	5	16	8	24	0.0	0.0	0	1	0	
Career Totals		95	95	320	79	399	0.0	0.0	15	145	87	

66 Shane Lemieux

Pos.: G/C Ht.: 6-4 Wt.: 310 Exp.: 5 College: Oregon



Regular Season Career GP/GS: (19/13); 2024: (1/1)

2024 REVIEW: **at Atlanta (9/29):** Signed off the practice squad to the active roster, (9/25). Started at C in place of the injured Erik McCoy. Sunday's start marked Lemieux's first start as a Saint and his first start at C in the NFL. Placed on Injured Reserve (ankle), (10/7).

32 Tyrann Mathieu

Pos.: S Ht.: 5-9 Wt.: 190 Exp.: 12 College: LSU



Regular Season Career GP/GS: (169/160); 2024: (6/6)



2024 MINI BIOS & STATS

2024 REVIEW: vs. Carolina (9/8): Started at FS, finishing with four solo tackles, a forced fumble and a fumble recovery. Mathieu's forced fumble and fumble recovery set up a 52-yard Blake Grupe field goal. **at Dallas (9/15):** Started at FS, recording three solo tackles, two pass breakups, and an interception. Mathieu's two pass breakups brought his career total to 101 and his interception of QB Dak Prescott brought his career total to 34, tied for the most in the NFL since 2013. **vs. Philadelphia (9/22):** Started at FS and finished with seven solo tackles, including one stop for a loss, and an interception. Mathieu now has 35 career interceptions, surpassing Minnesota Vikings S Harrison Smith for the most among active players. After Week 3, Mathieu is the only defensive player in the NFL to record an interception, forced fumble and a fumble recovery. **at Atlanta (9/29):** Started at FS and recorded two tackles (one solo). Mathieu left the game in the fourth quarter with a groin injury and did not return. **at Kansas City (10/7):** Started at FS and finished with six tackles (two solo). **vs. Tampa Bay (10/13):** Started at FS and recorded one solo tackle. Left the game in the second quarter with a forearm injury and did not return.

ADDITIONAL STATS: Special Teams Tackles — (2013, 1), (2017, 4); **Total: 5.**

CAREER HIGHS: Tackles — 13, at San Francisco (11/29/15); **Solo Tackles** — 11 (2x), at San Francisco (11/29/15) and vs. San Francisco (10/1/17); **Sacks** — 1 (11x), last vs. Atlanta (12/18/22); **Tackles for Loss** — 3, vs. Baltimore (10/26/15); **Quarterback Hits** — 2, vs. Carolina (10/6/13); **Interceptions** — 2 (4x), last at Atlanta (11/26/23); **Interceptions Returned for Touchdowns** — 1 (4x), last at New England (10/8/23); **Passes Defensed** — 3 (5x), last at Baltimore (9/19/21); **Forced Fumbles** — 1 (6x), last vs. Carolina (9/8/24); **Fumble Recoveries** — 1 (8x), last vs. Carolina (9/8/24); **Special Teams Tackles** — 1 (5x), last at Seattle (12/31/17).

32 S Tyrann Mathieu													
Date	Opp.	GP	ST	Solo	Ast	Total	Sack/Yds	INT/Yds	PD	FF	FR		
9/8	CAR	X	X	4	0	4	0.0	0.0	0	0	0	1	1
9/15	@DAL	X	X	3	0	3	0.0	0.0	1	0	2	0	0
9/22	PHI	X	X	7	0	7	0.0	0.0	1	23	1	0	0
9/29	@ATL	X	X	1	1	2	0.0	0.0	0	0	0	0	0
10/7	@KC	X	X	2	4	6	0.0	0.0	0	0	0	0	0
10/13	TB	X	X	1	0	1	0.0	0.0	0	0	0	0	0
2024 Season		6	6	18	5	23	0.0	0.0	2	23	3	1	1
Saints Career		40	40	132	57	189	1.0	0.0	9	189	20	2	2
Career Totals		169	160	652	143	795	11.0	78.0	35	524	102	6	8

78 Erik McCoy

Pos.: C/G Ht.: 6-4 Wt.: 315 Exp.: 6 College: Texas A&M



Regular Season Career GP/GS: (77/77); **2024:** (3/3)

2024 REVIEW: vs. Carolina (9/8): Made his 75th career start at C in the season opener. McCoy anchored the Saints offensive line to nine straight scoring drives to start the game, which tied a franchise record, marked the third time the Saints have done it in any game and was the first by the club in a season opener. **at Dallas (9/15):** Started at C. **vs. Philadelphia (9/22):** Started at C. Left the game in the first quarter with a groin injury and did not return. Placed on Injured Reserve (groin), (9/25).

61 Connor McGovern

Pos.: C Ht.: 6-4 Wt.: 306 Exp.: 8 College: Missouri



Regular Season Career GP/GS: (104/92); **2024:** (2/1)

2024 REVIEW: at Kansas City (10/7): Signed off the New York Jets practice squad to the active roster, (10/4). Rotated in at C and played on special teams in his Saints debut. **vs. Tampa Bay (10/13):** Made his first start as a Saint at C.



2024 MINI BIOS & STATS

14 Kool-Aid McKinstry

Pos.: CB Ht.: 5-11 Wt.: 199 Exp.: R College: Alabama



Regular Season Career GP/GS: (6/1); 2024: (6/1)

2024 REVIEW: vs. **Carolina (9/8):** Made his NFL debut rotating in at CB in place of Marshon Lattimore and played on special teams, finishing with two tackles (one solo). **at Dallas (9/15):** Made his first career start at RCB in place of the injured Marshon Lattimore, finishing with five tackles (four solo), including one stop for a loss, and one pass breakup. **vs. Philadelphia (9/22):** Played on special teams. **at Atlanta (9/29):** Rotated in at NCB and played on special teams. **at Kansas City (10/7):** Rotated in at CB and played on special teams. **vs. Tampa Bay (10/13):** Rotated in at CB and played on special teams, finishing with three solo tackles and one pass breakup.

CAREER HIGHS: Tackles — 5, at Dallas (9/15/24); Solo Tackles — 3, at Dallas (9/15/24); Passes Defensed — 1 (2x), vs. Tampa Bay (10/13/24) and at Dallas (9/15/24).

14 CB Kool-Aid McKinstry												
Date	Opp.	GP	ST	Solo	Ast	Total	Sack/Yds	INT/Yds	PD	FF	FR	
9/8	CAR	X		1	1	2	0.0	0.0	0	0	0	0
9/15	@DAL	X	X	3	2	5	0.0	0.0	0	0	1	0
9/22	PHI	X		0	0	0	0.0	0.0	0	0	0	0
9/29	@ATL	X		0	0	0	0.0	0.0	0	0	0	0
10/7	@KC	X		0	0	0	0.0	0.0	0	0	0	0
10/13	TB	X		3	0	3	0.0	0.0	0	0	1	0
2024 Season		6	1	7	3	10	0.0	0.0	0	0	2	0
Career Totals		6	1	7	3	10	0.0	0.0	0	0	2	0

16 Bub Means

Pos.: WR Ht.: 6-2 Wt.: 215 Exp.: R College: Pittsburgh



Regular Season Career GP/GS: (5/0); 2024: (5/0)

2024 REVIEW: vs. **Carolina (9/8):** Rotated in on offense and played on special teams in his NFL debut. **at Dallas (9/15):** Rotated in on offense and played on special teams. **vs. Philadelphia (9/22):** Inactive. **at Atlanta (9/29):** Rotated in on offense and played on special teams. **at Kansas City (10/7):** Rotated in on offense and played on special teams. **vs. Tampa Bay (10/13):** Rotated in on offense and played on special teams, tying for the team-lead in catches with five for 45 yards and a TD, the first of his NFL career. Means' 10-yard TD reception from fellow rookie Spencer Rattler was the first time in franchise history a rookie QB connected with another rookie for the first score of their career.

16 WR Bub Means								
				Receiving				
Date	Opp.	GP	ST	Rec	Yds	Avg.	Lg	TD
9/8	CAR	X		0	0	0.0	0	0
9/15	@DAL	X		0	0	0.0	0	0
9/22	PHI	Inactive						
9/29	@ATL	X		0	0	0.0	0	0
10/7	@KC	X		0	0	0.0	0	0
10/13	TB	X		5	45	9.0	14	1
2024 Season		5	0	5	45	9.0	14	1
Career Totals		5	0	5	45	9.0	14	1

25 Kendre Miller

Pos.: RB Ht.: 6-0 Wt.: 220 Exp.: 2 College: TCU



Regular Season Career GP/GS: (8/0); 2024: (0/0)



2024 MINI BIOS & STATS

2024 REVIEW: Placed on Injured Reserve with a designation for return (hamstring), (8/27). **vs. Tampa Bay (10/13):** Inactive.

CAREER HIGHS: **Rushes** — 13, vs. Atlanta (1/7/24); **Rushing Yards** — 73, vs. Atlanta (1/7/24); **Long Rush** — 18, vs. Atlanta (1/7/24); **Rushing Touchdowns** — 1, vs. Atlanta (1/7/24); **Receptions** — 4, at New England (10/8/23); **Receiving Yards** — 53, at New England (10/8/23); **Long Reception** — 33, at New England (10/8/23).

25 RB Kendre Miller													
Date	Opp.	GP	ST	Rushing					Receiving				
				Att	Yds	Avg.	Lg	TD	Rec	Yds	Avg.	Lg	TD
9/8	CAR			Reserve/Injured									
9/15	@DAL			Reserve/Injured									
9/22	PHI			Reserve/Injured									
9/29	@ATL			Reserve/Injured									
10/7	@KC			Reserve/Injured									
10/13	TB			Inactive									
2024 Season		0	0	0	0	0.0	0	0	0	0	0.0	0	0
Career Totals		8	0	41	156	3.8	18	1	10	117	11.7	33	0

33 Jordan Mims

Pos.: RB **Ht.:** 6-0 **Wt.:** 205 **Exp.:** 1 **College:** Fresno State



Regular Season Career GP/GS: (8/0); **2024:** (6/0)

2024 REVIEW: **vs. Carolina (9/8):** Rotated in at RB and played on special teams in the season opener. Recorded his first career rushing statistics, finishing with 11 yards on four attempts. **at Dallas (9/15):** Played on special teams. **vs. Philadelphia (9/22):** Played on special teams and had one offensive snap. Recorded one coverage tackle. **at Atlanta (9/29):** Played on special teams. **at Kansas City (10/7):** Played on special teams. **vs. Tampa Bay (10/13):** Rotated in on offense and played on special teams, rushing one time for five yards and caught two passes for 13 yards. Mims' two receptions in the fourth quarter were the first of his career.

ADDITIONAL STATS: **Special Teams Tackles** — (2023, 1), (2024, 1); **Total:** 2.

33 RB Jordan Mims													
Date	Opp.	GP	ST	Rushing					Receiving				
				Att	Yds	Avg.	Lg	TD	Rec	Yds	Avg.	Lg	TD
9/8	CAR	X		4	11	2.8	5	0	0	0	0.0	0	0
9/15	@DAL	X		0	0	0.0	0	0	0	0	0.0	0	0
9/22	PHI	X		0	0	0.0	0	0	0	0	0.0	0	0
9/29	@ATL	X		0	0	0.0	0	0	0	0	0.0	0	0
10/7	@KC	X		0	0	0.0	0	0	0	0	0.0	0	0
10/13	TB	X		1	5	5.0	5	0	2	13	6.5	10	0
2024 Season		6	0	5	16	3.2	5	0	2	13	6.5	10	0
Career Totals		8	0	5	16	3.2	5	0	2	13	6.5	10	0

87 Foster Moreau

Pos.: TE **Ht.:** 6-4 **Wt.:** 250 **Exp.:** 6 **College:** LSU



Regular Season Career GP/GS: (82/50); **2024:** (6/6)

2024 REVIEW: **vs. Carolina (9/8):** Started, finishing with four receptions for 43 yards and a touchdown, his second TD as a Saint. **at Dallas (9/15):** Started and saw action on special teams. **vs. Philadelphia (9/22):** Started and saw action on special teams, catching one pass for two yards. **at Atlanta (9/29):** Started and played on special teams. **at Kansas City (10/7):** Started and played on special teams, catching two passes for 13 yards and a touchdown. Moreau's



2024 MINI BIOS & STATS

touchdown reception was QB Derek Carr's 250th career touchdown pass and his second touchdown reception of the season. **vs. Tampa Bay (10/13):** Started and played on special teams, catching two passes for a team-high 54 yards, including a 41-yard reception, the longest catch of Moreau's tenure with the Black and Gold.

ADDITIONAL STATS: Special Teams Tackles — (2019, 3), (2020, 2), (2021, 2); **Total: 7.**

CAREER HIGHS: Receptions — 7, at Cleveland (12/20/21); **Receiving Yards** — 67, vs. Denver (12/26/21); **Long Reception** — 47t, vs. Indianapolis (12/13/20); **Receiving TDs** — 1 (15x), last at Kansas City (10/7/24).

87 TE Foster Moreau				Receiving				
Date	Opp.	GP	ST	Rec	Yds	Avg.	Lg	TD
9/8	CAR	X	X	4	43	10.8	22	1
9/15	@DAL	X	X	0	0	0.0	0	0
9/22	PHI	X	X	1	2	2.0	2	0
9/29	@ATL	X	X	0	0	0.0	0	0
10/7	@KC	X	X	2	13	6.5	7	1
10/13	TB	X	X	2	54	27.0	41	0
2024 Season		6	6	9	112	12.4	41	2
Saints Career		21	16	30	305	10.2	41	3
Career Totals		82	50	121	1,412	11.7	47t	15

12 Chris Olave

Pos.: WR **Ht.:** 6-0 **Wt.:** 187 **Exp.:** 3 **College:** Ohio State



Regular Season Career GP/GS: (37/26); **2024:** (6/6)

2024 REVIEW: vs. Carolina (9/8): Started, finishing with two catches for 11 yards. **at Dallas (9/15):** Started, caught four passes for 81 yards and rushed one time for seven yards. **vs. Philadelphia (9/22):** Started and led the team in receiving, finishing with six catches for 86 yards and a TD. Olave's TD catch in the fourth quarter was the tenth of his NFL career and his first in the 2024 campaign. **at Atlanta (9/29):** Started and led the team in receiving for the second straight week, finishing with eight receptions for 87 yards. **at Kansas City (10/7):** Made his 25th career NFL start and caught two passes for ten yards. **vs. Tampa Bay (10/13):** Started and caught one pass for five yards. On his lone reception during the opening possession, Olave suffered a concussion and did not return.

ADDITIONAL STATS: Rushing Yards — (2024, 7); **Total: 7; Two-Point Conversions** — (2022, 1), (2023, 1); **Total: 2.**

CAREER HIGHS: Receptions — 9 (2x), last at L.A. Rams (12/21/23); **Receiving Yards** — 147, at Carolina (9/25/22); **Long Reception** — 53, vs. L.A. Rams (11/20/22); **Receiving TDs** — 1 (10x), last vs. Philadelphia (9/22/24); **Rushing Yards** — 7, at Dallas (9/15/24).

12 WR Chris Olave				Receiving				
Date	Opp.	GP	ST	Rec	Yds	Avg.	Lg	TD
9/8	CAR	X	X	2	11	5.5	17	0
9/15	@DAL	X	X	4	81	20.3	39	0
9/22	PHI	X	X	6	86	14.3	29	1
9/29	@ATL	X	X	8	87	10.9	18	0
10/7	@KC	X	X	2	10	5.0	6	0
10/13	TB	X	X	1	5	5.0	5	0
2024 Season		6	6	23	280	12.2	39	1
Career Totals		37	26	182	2,445	13.4	53t	10



2024 MINI BIOS & STATS

58 Anfernee Orji

Pos.: LB Ht.: 6-2 Wt.: 230 Exp.: 1 College: Vanderbilt



Regular Season Career GP/GS: (6/1); 2024: (6/1)

2024 REVIEW: vs. **Carolina (9/8):** Rotated in at WLB and played on special teams in his NFL debut, finishing with one defensive tackle and five coverage stops. **at Dallas (9/15):** Rotated in at WLB and played on special teams, recording one coverage tackle. **vs. Philadelphia (9/22):** Rotated in at WLB and played on special teams, finishing with one coverage tackle. **at Atlanta (9/29):** Rotated in at WLB and played on special teams, recording two coverage tackles. **at Kansas City (10/7):** Made his first career NFL start at WLB and played on special teams, finishing with ten tackles (seven solo). **vs. Tampa Bay (10/13):** Rotated in at WLB and played on special teams, recording one coverage tackle.

ADDITIONAL STATS: Special Teams Tackles — (2024, 10); **Total: 10.**

CAREER HIGHS: Tackles — 10, at Kansas City (10/7/24); **Solo Tackles** — 7, at Kansas City (10/7/24); **Special Teams Tackles** — 5, vs. Carolina (9/8/24).

58 LB Anfernee Orji											
Date	Opp.	GP	ST	Solo	Ast	Total	Sack/Yds	INT/Yds	PD	FF	FR
9/8	CAR	X		0	1	1	0.0	0.0	0	0	0
9/15	@DAL	X		0	0	0	0.0	0.0	0	0	0
9/22	PHI	X		0	0	0	0.0	0.0	0	0	0
9/29	@ATL	X		0	0	0	0.0	0.0	0	0	0
10/7	@KC	X	X	7	3	10	0.0	0.0	0	0	0
10/13	TB	X		0	0	0	0.0	0.0	0	0	0
2024 Season		6	1	7	4	11	0.0	0.0	0	0	0
Career Totals		6	1	7	4	11	0.0	0.0	0	0	0

62 Lucas Patrick

Pos.: OL Ht.: 6-3 Wt.: 313 Exp.: 8 College: Duke



Regular Season Career GP/GS: (101/59); 2024: (5/5)

2024 REVIEW: vs. **Carolina (9/8):** Started his first game with the Black and Gold at LG. Left the game in the second quarter with a toe injury and did not return. **at Dallas (9/15):** Started at LG and led the effort by New Orleans' offensive line to produce 190 rushing yards and four touchdowns. **vs. Philadelphia (9/22):** Started at LG and moved to C in the first quarter, filling in for the injured Erik McCoy. **at Atlanta (9/29):** Started at LG in his 100th career NFL appearance. **at Kansas City (10/7):** Started at C and shifted over to LG in the third quarter. **vs. Tampa Bay (10/13):** Inactive (chest).

36 Rico Payton

Pos.: CB Ht.: 6-0 Wt.: 182 Exp.: R College: Pittsburg State



Regular Season Career GP/GS: (6/0); 2024: (6/0)

2024 REVIEW: vs. **Carolina (9/8):** Rotated in at CB and played on special teams in his NFL debut, finishing with one pass breakup. **at Dallas (9/15):** Played on special teams. **vs. Philadelphia (9/22):** Played on special teams and recorded one coverage tackle, the first of his career. **at Atlanta (9/29):** Played on special teams. **at Kansas City (10/7):** Played on special teams and finished with one coverage stop. **vs. Tampa Bay (10/13):** Played on special teams and recorded one coverage tackle.

ADDITIONAL STATS: Special Teams Tackles — (2024, 3); **Total: 3.**

CAREER HIGHS: Special Teams Tackles — 1 (3x), last vs. Tampa Bay (10/13/24); **Passes Defensed** — 1, vs. Carolina (9/8/24).



2024 MINI BIOS & STATS

36 CB Rico Payton												
Date	Opp.	GP	ST	Solo	Ast	Total	Sack/Yds	INT/Yds	PD	FF	FR	
9/8	CAR	X		0	0	0	0.0	0.0	0	0	1	0
9/15	@DAL	X		0	0	0	0.0	0.0	0	0	0	0
9/22	PHI	X		0	0	0	0.0	0.0	0	0	0	0
9/29	@ATL	X		0	0	0	0.0	0.0	0	0	0	0
10/7	@KC	X		0	0	0	0.0	0.0	0	0	0	0
10/13	TB	X		0	0	0	0.0	0.0	0	0	0	0
2024 Season		6	0	0	0	0	0.0	0.0	0	0	1	0
Career Totals		6	0	0	0	0	0.0	0.0	0	0	1	0

70 Trevor Penning

Pos.: T Ht.: 6-7 Wt.: 325 Exp.: 3 College: Northern Iowa



Regular Season Career GP/GS: (29/12); 2024: (6/6)

2024 REVIEW: vs. Carolina (9/8): Started at RT for the first time in his Saints career in the season opener. at Dallas (9/15): Started at RT in his 25th career NFL game, and helped lead New Orleans' offensive line to produce 190 rushing yards and four touchdowns. vs. Philadelphia (9/22): Started at RT. at Atlanta (9/29): Started at RT. at Kansas City (10/7): Started at RT. vs. Tampa Bay (10/13): Started at RT.

17 A.T. Perry

Pos.: WR Ht.: 6-5 Wt.: 205 Exp.: 2 College: Wake Forest



Regular Season Career GP/GS: (10/3); 2024: (0/0)

2024 REVIEW: vs. Carolina (9/8): Inactive (hand). at Dallas (9/15): Inactive. vs. Philadelphia (9/22): Inactive. at Atlanta (9/29): Inactive (hamstring). Waived, (10/4).

CAREER HIGHS: Receptions — 3, vs. Atlanta (1/7/24); Receiving Yards — 53, vs. Atlanta (1/7/24); Long Reception — 44, vs. Carolina (12/10/23); Receiving TDs — 2, vs. Atlanta (1/7/24).

17 WR A.T. Perry					Receiving				
Date	Opp.	GP	ST	Rec	Yds	Avg.	Lg	TD	
9/8	CAR			Inactive					
9/15	@DAL			Inactive					
9/22	PHI			Inactive					
9/29	@ATL			Inactive					
2024 Season		0	0	0	0	0.0	0	0	
Career Totals		10	3	12	246	20.5	44	4	

46 Adam Prentice

Pos.: FB Ht.: 6-0 Wt.: 245 Exp.: 4 College: South Carolina



Regular Season Career GP/GS: (37/7); 2024: (6/1)

2024 REVIEW: vs. Carolina (9/8): Rotated in on offense and played on special teams. at Dallas (9/15): Rotated in on offense and played on special teams. vs. Philadelphia (9/22): Made his first start of the 2024 season on offense and played on special teams. at Atlanta (9/29): Rotated in on offense and played on special teams, finishing with one coverage tackle, his first of the season and tenth of his career. at Kansas City (10/7): Rotated in on offense and played



2024 MINI BIOS & STATS

on special teams, recording one coverage tackle. **vs. Tampa Bay (10/13):** Rotated in on offense and played on special teams.

ADDITIONAL STATS: Special Teams Tackles — (2021, 1); (2022, 3) (2023, 5), (2024, 2); **Total: 11.**

CAREER HIGHS: Receptions — 1, (8x) last at Tampa Bay (12/31/23); **Receiving Yards** — 10, vs. Buffalo (11/25/21); **Long Reception** — 10, vs. Buffalo (11/25/21); **Rushes** — 2, at Cleveland (12/24/22); **Rushing Yards** — 7, at Tampa Bay (12/31/23); **Long Rush** — 7, vs. Tampa Bay (12/31/23); **Yards From Scrimmage** — 14, at Tampa Bay (12/31/23).

46 RB Adam Prentice				Rushing					Receiving				
Date	Opp.	GP	ST	Att	Yds	Avg.	Lg	TD	Rec	Yds	Avg.	Lg	TD
9/8	CAR	X		0	0	0.0	0	0	0	0	0.0	0	0
9/15	@DAL	X		0	0	0.0	0	0	0	0	0.0	0	0
9/22	PHI	X	X	0	0	0.0	0	0	0	0	0.0	0	0
9/29	@ATL	X		0	0	0.0	0	0	0	0	0.0	0	0
10/7	@KC	X		0	0	0.0	0	0	0	0	0.0	0	0
10/13	TB	X		0	0	0.0	0	0	0	0	0.0	0	0
2024 Season		6	1	0	0	0.0	0	0	0	0	0.0	0	0
Career Totals		37	7	9	26	2.9	7	0	8	37	4.6	10	0

18 Spencer Rattler

Pos.: QB Ht.: 6-0 Wt.: 211 Exp.: R College: South Carolina



Regular Season Career GP/GS: (1/1); **2024:** (1/1)

2024 REVIEW: vs. Carolina (9/8): Inactive (designated as QB3). **at Dallas (9/15):** Inactive (designated as QB3). **vs. Philadelphia (9/22):** Inactive (designated as QB3). **at Atlanta (9/29):** Inactive (designated as QB3). **at Kansas City (10/7):** Inactive (designated as QB3). **vs. Tampa Bay (10/13):** Made his first career NFL start and finished 22-of-40 passing for 243 yards with a TD, two INTs, and a 60.7 QBR with 27 rushing yards on four attempts. Rattler's first TD pass was to fellow rookie WR Bub Means, which marked the first time that a rookie Saints quarterback connected with another rookie for their first score.

18 QB Spencer Rattler				Passing								Rushing				
Date	Opp.	GP	ST	Comp	Att	Pct.	Yards	TD	INT	Lg	Rating	Att	Yds	Avg.	Lg	TD
9/8	CAR			Inactive												
9/15	@DAL			Inactive												
9/22	PHI			Inactive												
9/29	@ATL			Inactive												
10/7	@KC			Inactive												
10/13	TB	X	X	22	40	55.0%	243	1	2	41	60.7	4	27	6.8	16	0
2024 Season		1	1	22	40	55.0%	243	1	2	41	60.7	4	27	6.8	16	0
Career Totals		1	1	22	40	55.0%	243	1	2	41	60.7	4	27	6.8	16	0

69 Chris Reed

Pos.: G Ht.: 6-3 Wt.: 314 Exp.: 8 College: Minnesota State-Manako



Regular Season Career GP/GS: (1/0); **2024:** (1/0)

2024 REVIEW: Signed to the practice squad, (9/25). **vs. Tampa Bay (10/13):** Gameday elevation from the practice squad. Played on special teams.



2024 MINI BIOS & STATS

95 John Ridgeway III

Pos.: DT Ht.: 6-5 Wt.: 321 Exp.: 3 College: Arkansas



Regular Season Career GP/GS: (36/6); 2024: (4/0)

2024 REVIEW: vs. **Carolina (9/8):** Inactive. at **Dallas (9/15):** Rotated in at DT in his debut with the Black and Gold. vs. **Philadelphia (9/22):** Rotated in at DT, finishing with one tackle, his first as a Saint. at **Atlanta (9/29):** Inactive. at **Kansas City (10/7):** Rotated in at DT and finished with two tackles. vs. **Tampa Bay (10/13):** Rotated in at DT and recorded two tackles (one solo).

CAREER-HIGHS: **Tackles** — 6, at N.Y. Giants (10/22/23); **Solo Tackles** — 3 (3x), last at New England (11/5/23); **Passes Defensed** — 1 (2x), last at Atlanta (10/15/23); **Forced Fumbles** — 1, last at Philadelphia (9/25/22).

95 DT John Ridgeway III												
Date	Opp.	GP	ST	Solo	Ast	Total	Sack/Yds	INT/Yds	PD	FF	FR	
9/8	CAR	Inactive										
9/15	@DAL	X		0	0	0	0.0	0.0	0	0	0	0
9/22	PHI	X		0	1	1	0.0	0.0	0	0	0	0
9/29	@ATL	Inactive										
10/7	@KC	X		0	2	2	0.0	0.0	0	0	0	0
10/13	TB	X		1	1	2	0.0	0.0	0	0	0	0
2024 Season		4	0	1	4	5	0.0	0.0	0	0	0	0
Saints Career		4	0	1	4	5	0.0	0.0	0	0	0	0
Career Totals		36	6	26	34	60	0.0	0.0	0	0	2	1

51 Cesar Ruiz

Pos.: C/G Ht.: 6-4 Wt.: 316 Exp.: 5 College: Michigan



Regular Season Career GP/GS: (64/58); 2024: (3/3)

2024 REVIEW: vs. **Carolina (9/8):** Started at RG. Helped lead the Saints offensive line to nine straight scoring drives to start the game, which tied a franchise record, marked the third time the Saints have done it in any game and was the first by the club in a season opener. at **Dallas (9/15):** Started at RG. vs. **Philadelphia (9/22):** Started at RG. at **Atlanta (9/29):** Inactive (knee). at **Kansas City (10/7):** Inactive (knee). vs. **Tampa Bay (10/13):** Inactive (knee).

64 Nick Saldiveri

Pos.: OL Ht.: 6-6 Wt.: 316 Exp.: 2 College: Old Dominion



Regular Season Career GP/GS: (10/2); 2024: (6/2)

2024 REVIEW: vs. **Carolina (9/8):** Played on special teams. at **Dallas (9/15):** Rotated in at LG in the fourth quarter and played on special teams. vs. **Philadelphia (9/22):** Played on special teams and filled in at LG in the third quarter after Cesar Ruiz left the game for one possession. at **Atlanta (9/29):** Played on special teams. at **Kansas City (10/7):** Made his first career NFL start at LG. vs. **Tampa Bay (10/13):** Started at LG.

50 Khalen Saunders

Pos.: DT Ht.: 6-0 Wt.: 324 Exp.: 6 College: Western Illinois



Regular Season Career GP/GS: (58/23); 2024: (3/1)

2024 REVIEW: vs. **Carolina (9/8):** Inactive (calf). at **Dallas (9/15):** Inactive (calf). vs. **Philadelphia (9/22):** Inactive (calf). at **Atlanta (9/29):** Rotated in on defense in his season debut and recorded one tackle. at **Kansas City (10/7):** Made his first start of the 2024 season on defense and finished with seven tackles (two solo), his most as a Saint, and



2024 MINI BIOS & STATS

had his first career interception. Saunders' interception was the first by a Saints defensive lineman since DT Malcolm Roach did so against Carolina (9/19/21). **vs. Tampa Bay (10/13)**: Rotated in on defense and finished with two solo tackles.

CAREER-HIGHS: Tackles — 8, at Indianapolis (9/5/22); **Solo Tackles** — 3 (5x), last at Houston (10/15/23); **Sacks** — 1 (4x), last vs. Denver (1/1/23); **Tackles for Loss** — 1 (4x), last at Minnesota (11/12/23); **Quarterback Hits** — 2, at Indianapolis (9/25/22); **Interceptions** — 1, at Kansas City (10/7/24); **Passes Defensed** — 1 (4x), last at Kansas City (10/7/24).

50 DT Khalen Saunders												
Date	Opp.	GP	ST	Solo	Ast	Total	Sack/Yds	INT/Yds	PD	FF	FR	
9/8	CAR											Inactive
9/15	@DAL											Inactive
9/22	PHI											Inactive
9/29	@ATL	X		0	1	1	0.0	0.0	0	0	0	0
10/7	@KC	X	X	2	5	7	0.0	0.0	1	37	0	0
10/13	TB	X		2	0	2	0.0	0.0	0	0	0	0
2024 Season		3	1	4	6	10	0.0	0.0	1	37	0	0
Saints Career		20	18	28	39	67	0.0	0.0	1	37	1	0
Career Totals		58	23	68	80	148	4.5	22.5	1	37	3	0

22 Rashid Shaheed

Pos.: WR/RS Ht.: 6-0 Wt.: 180 Exp.: 3 College: Weber State



Regular Season Career GP/GS: (33/19); **2024:** (6/5)

2024 REVIEW: vs. Carolina (9/8): Started and handled the return duties, finishing with a team-high 73 receiving yards on three catches, including a 59-yard touchdown reception that marked the longest play of the game. Including 60 punt return yards, sparked by a 47-yard runback and a 33-yard kickoff return, Shaheed finished with 163 all-purpose yards to open the season. **at Dallas (9/15)**: Started and handled the return duties, leading the team in receiving with 96 yards on four catches, including a career-long 70-yard touchdown reception in the first quarter, and rushed three times for 13 yards. **vs. Philadelphia (9/22)**: Started and handled the return duties. **at Atlanta (9/29)**: Started and handled the return duties, finishing with a career-high eight catches for 83 yards, two rushes for 14 yards, two punt returns for 17 yards, and three kickoff returns for 75 yards. Shaheed now has 609 career punt return yards, surpassing Eric Guliford for ninth place in Saints history. **at Kansas City (10/7)**: Rotated in on offense and handled the return duties, finishing with four catches for a team-high 86 yards and a touchdown, also adding one punt return for ten yards and one kick return for a career-long 38 yards. Shaheed's second quarter touchdown catch from 43 yards out was his ninth of 40+ yards, good for second best in the NFL. Shaheed also now has 619 career punt return yards, surpassing Rich Mauti to move into eighth place in Saints history. **vs. Tampa Bay (10/13)**: Started and handled the return duties, catching one pass for 11 yards, rushing one time for two yards, returned one kick for 25 yards and returned two punts for 56 yards, including one 54 yard return for a touchdown. Shaheed became only the third Saint with multiple career punts returned for a touchdown, joining Reggie Bush (four) and Tyrone Hughes (two). Shaheed now has 665 career punt return yards, surpassing Mel Gray and Darren Sproles to move into sixth all-time in franchise history.

ADDITIONAL STATS: Punt Returns TDs — (2023, 1), (2024, 1); **Total: 2.**

CAREER HIGHS: Receptions — 8, at Atlanta (9/29/24); **Receiving Yards** — 153, at Indianapolis (10/29/23); **Long Reception** — 70t, at Dallas (9/15/24); **Receiving TDs** — 1 (7x), last at Dallas (9/15/24); **Rushing Attempts** — 3, at Dallas (9/15/24), **Rushing Yards** — 44, vs. Cincinnati (10/16/22); **Punt Returns** — 4 (2x), last at Indianapolis (10/29/23); **Punt Return Yards** — 76, at Green Bay (9/24/23); **Long Punt Return** — 76t, at Green Bay (9/24/23); **Kickoff Returns** — 5, vs. Tennessee (9/10/23); **Kickoff Return Yards** — 110, vs. Tennessee (9/10/23); **Long Kickoff Return** — 38, at Kansas City (10/7/24); **All-Purpose Yards (Rushing, Receiving, Kickoff Return, Punt Return)** — 216, vs. Tennessee (9/10/23).



2024 MINI BIOS & STATS

22 WR/RS Rashid Shaheed

Date	Opp.	GP	ST	Rushing					Receiving					Punt Returns					Kickoff Returns				
				Att	Yds	Avg.	Lg	TD	Rec	Yds	Avg.	Lg	TD	Ret	Yds	Avg.	Lg	TD	Ret	Yds	Avg.	Lg	TD
9/8	CAR	X	X	0	0	0.0	0	0	3	73	24.3	59t	1	3	60	20.0	47	0	1	33	33.0	33	0
9/15	@DAL	X	X	3	13	4.3	7	0	4	96	24.0	70t	1	0	0	0.0	0	0	0	0	0.0	0	0
9/22	PHI	X	X	0	0	0.0	0	0	0	0	0.0	0	0	0	0.0	0	0	0	0	0.0	0	0	
9/29	@ATL	X	X	2	14	7.0	13	0	8	83	10.4	25	0	2	17	8.5	17	0	3	75	25.0	33	0
10/7	@KC	X		0	0	0.0	0	0	4	86	21.5	43t	1	1	10	10.0	10	0	1	38	38.0	38	0
10/13	TB	X	X	1	2	2.0	2	0	1	11	11.0	11	0	2	56	28.0	54t	1	1	25	25.0	25	0
2024 Season		6	5	6	29	4.8	13	0	20	349	17.5	70t	3	8	143	17.9	47	1	6	171	28.5	38	0
Career Totals		33	19	17	123	7.2	44t	1	94	1,556	16.6	70t	10	53	675	12.7	76t	2	38	875	23.0	38	0

93 Nathan Shepherd

Pos.: DT Ht.: 6-4 Wt.: 315 Exp.: 7 College: Fort Hayes State



Regular Season Career GP/GS: (96/35); 2024: (6/6)

2024 REVIEW: vs. Carolina (9/8): Started, finishing with four tackles (three solo), including one stop for a loss. at Dallas (9/15): Started and recorded three tackles (one solo). vs. Philadelphia (9/22): Started and finished with three tackles (two solo). at Atlanta (9/29): Started and played on special teams, recording one tackle and one QB hit. at Kansas City (10/7): Started and finished with three tackles (one solo). vs. Tampa Bay (10/13): Started and recorded three tackles (two solo), including one stop for a loss.

CAREER HIGHS: Tackles — 7, vs. Carolina (12/10/23); Solo Tackles — 4, vs. Carolina (12/10/23); Sacks — 1 (7x), last vs. Atlanta (1/7/24); Tackles for Loss — 2, at L.A. Rams (12/20/20); Quarterback Hits — 2 (3x), last at L.A. Rams (12/21/23).

93 DT Nathan Shepherd

Date	Opp.	GP	ST	Solo	Ast	Total	Sack/Yds	INT/Yds	PD	FF	FR
9/8	CAR	X	X	3	1	4	0.0 0.0	0 0	0	0	0
9/15	@DAL	X	X	1	2	3	0.0 0.0	0 0	0	0	0
9/22	PHI	X	X	2	1	3	0.0 0.0	0 0	0	0	0
9/29	@ATL	X	X	0	1	1	0.0 0.0	0 0	0	0	0
10/7	@KC	X	X	1	2	3	0.0 0.0	0 0	0	0	0
10/13	TB	X	X	2	1	3	0.0 0.0	0 0	0	0	0
2024 Season		6	6	9	8	17	0.0 0.0	0 0	0	0	0
Saints Career		23	23	35	32	67	3.0 20.0	0 0	0	0	0
Career Totals		96	35	87	84	171	9.0 75.0	0 0	0	0	0

44 Isaiah Stalbird

Pos.: LB Ht.: 6-1 Wt.: 215 Exp.: R College: South Dakota State



Regular Season Career GP/GS: (3/0); 2024: (3/0)

2024 REVIEW: at Dallas (9/15): Gameday elevation from the practice squad. Played on special teams in his NFL debut, recording one coverage tackle. vs. Philadelphia (9/22): Gameday elevation from the practice squad. Played on special teams, finishing with one coverage tackle. at Kansas City (10/7): Gameday elevation from the practice squad. Played on special teams and recorded one coverage tackle.

ADDITIONAL STATS: Special Teams Tackles — (2024, 3); Total: 3.



2024 MINI BIOS & STATS

44 LB Isaiah Stalbird												
Date	Opp.	GP	ST	Solo	Ast	Total	Sack/Yds	INT/Yds	PD	FF	FR	
9/15	@DAL	X		0	0	0	0.0	0.0	0	0	0	0
9/22	PHI	X		0	0	0	0.0	0.0	0	0	0	0
10/7	@KC	X		0	0	0	0.0	0.0	0	0	0	0
2024 Season		3	0	0	0	0	0.0	0.0	0	0	0	0
Career Totals		3	0	0	0	0	0.0	0.0	0	0	0	0

1 Alontae Taylor

Pos.: CB Ht.: 6-1 Wt.: 199 Exp.: 3 College: Tennessee



Regular Season Career GP/GS: (36/26); 2024: (6/4)

2024 REVIEW: vs. Carolina (9/8): Rotated in at NCB and led the team in tackles, recording six stops (5 solo), one pass breakup, and three sacks. Taylor became the first Saints defensive back to ever record three sacks in a game and sparked the Saints defense to a statement win in the opener, holding Carolina to 193 yards (135 passing and 58 rushing) and 3.5 yards per play. **at Dallas (9/15):** Started at NCB and led the team in tackles for the second consecutive week, recording a career-high nine stops (seven solo), including one stop for a loss. **vs. Philadelphia (9/22):** Rotated in at NCB, finishing with four tackles (two solo), one pass breakup, a forced fumble, and a half-sack. Taylor's forced fumble was the first of his career. **at Atlanta (9/29):** Started at NCB and finished with four solo tackles and two pass breakups. **at Kansas City (10/7):** Made his 25th career start at NCB and recorded five tackles (four solo) with two stops for a loss and one forced fumble. **vs. Tampa Bay (10/13):** Started at NCB and finished with six tackles (four solo), including one stop for a loss, and one pass breakup. After six weeks, Taylor is now tied for first in the NFC with seven tackles for loss with Lions DE Aidan Hutchinson. He also leads all defensive backs and is tied for sixth overall in the league in the category.

ADDITIONAL STATS: Special Teams Tackles — (2022, 1); **Total: 1.**

CAREER HIGHS: Tackles — 9, at Dallas (9/15/24); **Solo Tackles** — 7, at Dallas (9/15/24); **Tackles for Loss** — 3, vs. Carolina (9/8/24); **Interceptions** — 1 (2x), vs. Atlanta (1/7/24) and at Tampa Bay (12/31/23); **Passes Defensed** — 5, at Green Bay (9/24/23); **Forced Fumbles** — 1 (2x), at Kansas City (10/7/24) and vs. Philadelphia (9/22/24); **Sacks** — 3 (franchise record for DBs), vs. Carolina (9/8/24); **Quarterback Hits** — 3, vs. Carolina (9/8/24); **Special Teams Tackles** — 1, at Cleveland (12/24/22).

1 CB Alontae Taylor												
Date	Opp.	GP	ST	Solo	Ast	Total	Sack/Yds	INT/Yds	PD	FF	FR	
9/8	CAR	X		5	1	6	3.0	26.0	0	0	1	0
9/15	@DAL	X	X	7	2	9	0.0	0.0	0	0	0	0
9/22	PHI	X		2	2	4	0.5	4.0	0	0	1	1
9/29	@ATL	X	X	4	0	4	0.0	0.0	0	0	2	0
10/7	@KC	X	X	4	1	5	0.0	0.0	0	0	0	1
10/13	TB	X	X	4	2	6	0.0	0.0	0	0	1	0
2024 Season		6	4	26	8	34	3.5	30.0	0	0	5	2
Career Totals		36	26	120	34	154	4.5	44.0	2	16	30	2

84 Mason Tipton

Pos.: WR Ht.: 5-11 Wt.: 187 Exp.: R College: Yale



Regular Season Career GP/GS: (6/0); 2024: (6/0)

2024 REVIEW: vs. Carolina (9/8): Rotated in on offense in his NFL debut, catching one pass for six yards. **at Dallas (9/15):** Rotated in on offense. **vs. Philadelphia (9/22):** Rotated in on offense and finished with two receptions for 11 yards. **at Atlanta (9/29):** Rotated in on offense and caught one pass for six yards. **at Kansas City (10/7):** Rotated in on



2024 MINI BIOS & STATS

offense and caught one pass for two yards. **vs. Tampa Bay (10/13):** Rotated in on offense and played on special teams, catching one pass for 15 yards.

84 WR Mason Tipton					Receiving				
Date	Opp.	GP	ST	Rec	Yds	Avg.	Lg	TD	
9/8	CAR	X		1	6	6.0	6	0	
9/15	@DAL	X		0	0	0.0	0	0	
9/22	PHI	X		2	11	5.5	6	0	
9/29	@ATL	X		1	6	6.0	6	0	
10/7	@KC	X		1	2	2.0	2	0	
10/13	TB	X		1	15	15.0	15	0	
2024 Season		6	0	6	40	6.7	15	0	
Career Totals		6	0	6	40	6.7	15	0	

98 Payton Turner

Pos.: DE Ht.: 6-6 Wt.: 270 Exp.: 4 College: Houston



Regular Season Career GP/GS: (20/0); 2024: (5/0)

2024 REVIEW: vs. Carolina (9/8): Rotated in at DE and played on special teams, finishing with one pass breakup, the first of his NFL career. **at Dallas (9/15):** Rotated in at DE and played on special teams. **vs. Philadelphia (9/22):** Rotated in at DE and played on special teams, finishing with one coverage tackle, the first of his NFL career. **at Atlanta (9/29):** Rotated in at DE and played on special teams, recording three tackles, one forced fumble, the first of his career, and a sack, his first of the season. **at Kansas City (10/7):** Inactive (knee). **vs. Tampa Bay (10/13):** Rotated in at DE and played on special teams, recording one coverage tackle.

ADDITIONAL STATS: Blocked Field Goals — (2022, 1); **Total: 1; Special Teams Tackles** — (2024, 1); **Total: 1.**

CAREER HIGHS: Tackles — 5 (2x), at Carolina (9/19/21) and at Pittsburgh (11/13/22); **Solo Tackles** — 4, at Carolina (9/19/21) and at Pittsburgh (11/13/22); **Sacks** — 2, vs. Las Vegas (10/30/22); **Tackles for Loss** — 3, at Carolina (9/19/21); **Quarterback Hits** — 2 (3x), last vs. Atlanta (1/7/24); **Passes Defensed** — 1, vs. Carolina (9/8/24); **Forced Fumbles** — 1, at Atlanta (9/29/24); **Fumble Recoveries** — 1, vs. Atlanta (1/7/24).

98 DE Payton Turner												
Date	Opp.	GP	ST	Solo	Ast	Total	Sack/Yds	INT/Yds	PD	FF	FR	
9/8	CAR	X		0	0	0	0.0	0.0	0	0	1	0
9/15	@DAL	X		0	0	0	0.0	0.0	0	0	0	0
9/22	PHI	X		0	0	0	0.0	0.0	0	0	0	0
9/29	@ATL	X		2	1	3	1.0	11.0	0	0	1	0
10/7	@KC			Inactive								
10/13	TB	X		0	0	0	0.0	0.0	0	0	0	0
2024 Season		5	0	2	1	3	1.0	11.0	0	0	1	0
Career Totals		20	0	22	10	32	4.0	30.0	0	0	1	1

74 Oli Udoh

Pos.: OL Ht.: 6-6 Wt.: 320 Exp.: 6 College: Elon



Regular Season Career GP/GS: (47/18); 2024: (4/0)

2024 REVIEW: vs. Carolina (9/8): Rotated in at RG and played on special teams in his Saints debut. **at Dallas (9/15):** Rotated in at RG in the fourth quarter and played on special teams. **vs. Philadelphia (9/22):** Played on special teams and filled in at RG for one possession in the third quarter after Cesar Ruiz left the game for medical evaluation. **at**



2024 MINI BIOS & STATS

Atlanta (9/29): Rotated in at T in the jumbo package and played on special teams. **at Kansas City (10/7):** Dressed but did not play. **vs. Tampa Bay (10/13):** Dressed but did not play.

91 Kendal Vickers

Pos.: DT **Ht.:** 6-3 **Wt.:** 295 **Exp.:** 3 **College:** Tennessee



Regular Season Career GP/GS: (27/2); **2024:** (1/0)

2024 REVIEW: vs. Carolina (9/8): Gameday elevation from the practice squad. Finished with two tackles (one solo).

CAREER HIGHS: Tackles — 4, vs. Arizona (9/18/22); **Solo Tackles** — 2, vs. Kansas City (11/22/20); **Sacks** — 1 (2x), last vs. Miami (12/26/20); **Tackles for Loss** — 1 (3x), last vs. Miami (12/26/20); **Quarterback Hits** — 2, vs. L.A. Chargers (12/17/20).

91 DT Kendal Vickers												
Date	Opp.	GP	ST	Solo	Ast	Total	Sack/Yds	INT/Yds	PD	FF	FR	
9/8	CAR	X		1	1	2	0.0	0.0	0	0	0	
2024 Season		1	0	1	1	2	0.0	0.0	0	0	0	
Saints Career		1	0	1	1	2	0.0	0.0	0	0	0	
Career Totals		27	2	11	13	24	2.0	14.0	0	0	0	

20 Pete Werner

Pos.: LB **Ht.:** 6-3 **Wt.:** 242 **Exp.:** 4 **College:** Ohio State



Regular Season Career GP/GS: (47/39); **2024:** (4/4)

2024 REVIEW: vs. Carolina (9/8): Started at WLB in the season opener, finishing with two tackles (one solo). **at Dallas (9/15):** Started at WLB and recorded eight tackles (five solo). **vs. Philadelphia (9/22):** Started at WLB and finished with five tackles (three solo). **at Atlanta (9/29):** Made his second career start at MLB in place of the injured Demario Davis and recorded six tackles (three solo). **at Kansas City (10/7):** Inactive (groin). **vs. Tampa Bay (10/13):** Inactive (groin).

ADDITIONAL STATS: Special Teams Tackles — (2021, 2), (2022, 1); **Total: 3.**

CAREER HIGHS: Tackles — 13, at Washington (10/10/21); **Solo Tackles** — 11, at Atlanta (9/11/22); **Sacks** — 0.5, at Atlanta (11/26/23); **Tackles for Loss** — 2 (2x), last at L.A. Rams (12/21/23); **Quarterback Hits** — 1 (2x), last vs. Tennessee (9/10/23); **Passes Defensed** — 1 (4x), last at New England (10/8/23); **Interceptions** — 1, at New England (10/8/23); **Forced Fumbles** — 1 (2x), last vs. Seattle (10/9/22); **Fumble Recoveries** — 1 (2x), vs. Carolina (12/10/23) and vs. Chicago (11/5/23).

20 LB Pete Werner												
Date	Opp.	GP	ST	Solo	Ast	Total	Sack/Yds	INT/Yds	PD	FF	FR	
9/8	CAR	X	X	1	1	2	0.0	0.0	0	0	0	
9/15	@DAL	X	X	5	3	8	0.0	0.0	0	0	0	
9/22	PHI	X	X	3	2	5	0.0	0.0	0	0	0	
9/29	@ATL	X	X	3	3	6	0.0	0.0	0	0	0	
10/7	@KC	Inactive										
10/13	TB	Inactive										
2024 Season		4	4	12	9	21	0.0	0.0	0	0	0	
Career Totals		47	39	163	89	252	0.5	4.0	1	0	2	

21 Jamaal Williams

Pos.: RB **Ht.:** 6-0 **Wt.:** 224 **Exp.:** 8 **College:** BYU





2024 MINI BIOS & STATS

Regular Season Career GP/GS: (109/44); **2024:** (6/0)

2024 REVIEW: vs. **Carolina (9/8):** Rotated in on offense and played on special teams, finishing with 11 carries for 38 yards and a TD, one reception for 13 yards, and one kickoff return for 32 yards. **at Dallas (9/15):** Rotated in on offense and played on special teams, finishing with 39 yards on eight rushing attempts. Williams surpassed 4,000 career rushing yards on Sunday, now having 4,035 in his eight-year career. **vs. Philadelphia (9/22):** Rotated in on offense and played on special teams, finishing with one rush for a loss of one and one catch for no gain. **at Atlanta (9/29):** Rotated in on offense and played on special teams, finishing with three carries for 11 yards and two receptions for eight yards. **at Kansas City (10/7):** Rotated in on offense and played on special teams, finishing with two carries for nine yards and returned two kicks for 47 yards. **vs. Tampa Bay (10/13):** Rotated in on offense and played on special teams, rushing twice for seven yards.

ADDITIONAL STATS: Two-Point Conversions — (2020, 2), (2022, 1); **Total: 3.**

CAREER HIGHS: Receptions — 8 (2x), vs. Atlanta (10/5/20) and vs. San Francisco (9/12/21); **Receiving Yards** — 95, vs. Atlanta (10/5/20); **Long Reception** — 54t, at Pittsburgh (11/26/17); **Receiving TDs** — 1 (8x), last at Indianapolis (11/22/20); **Rushes** — 24, vs. Green Bay (11/6/22); **Rushing Yards** — 144, vs. Chicago (1/1/23); **Long Rush** — 58, vs. Chicago (1/1/23); **Rushing TDs** — 3, at N.Y. Giants (11/20/22); **Total TDs** — 3, at N.Y. Giants (11/20/22); **Total Yards From Scrimmage** — 157, vs. Chicago (1/1/23).

21 RB Jamaal Williams													
				Rushing					Receiving				
Date	Opp.	GP	ST	Att	Yds	Avg.	Lg	TD	Rec	Yds	Avg.	Lg	TD
9/8	CAR	X		11	38	3.5	14t	1	1	13	13.0	13	0
9/15	@DAL	X		8	39	4.9	11	0	0	0	0.0	0	0
9/22	PHI	X		1	-1	-1.0	-1	0	1	0	0.0	0	0
9/29	@ATL	X		3	11	3.7	4	0	2	8	4.0	4	0
10/7	@KC	X		2	9	4.5	9	0	0	0	0.0	0	0
10/13	TB	X		2	7	3.5	9	0	0	0	0.0	0	0
2024 Season		6	0	27	103	3.8	14t	1	4	21	5.3	13	0
Saints Career		19	4	133	409	3.1	17	2	22	83	3.8	13	0
Career Totals		109	44	1,048	4,061	3.9	58	32	182	1,274	7.0	54t	8

11 Cedrick Wilson Jr.

Pos.: WR **Ht.:** 6-2 **Wt.:** 197 **Exp.:** 7 **College:** Boise State



Regular Season Career GP/GS: (74/7); **2024:** (6/0)

2024 REVIEW: vs. **Carolina (9/8):** Rotated in on offense and played on special teams in his Saints debut, recording one coverage tackle. **at Dallas (9/15):** Rotated in on offense and played on special teams, finishing with one coverage tackle. Left the game in the second quarter (abdomen) and did not return. **vs. Philadelphia (9/22):** Rotated in on offense and played on special teams, finishing with one catch for three yards, his first as a Saint. **at Atlanta (9/29):** Rotated in on offense and played on special teams. **at Kansas City (10/7):** Rotated in on offense and played on special teams, recording one coverage tackle. **vs. Tampa Bay (10/13):** Rotated in on offense and played on special teams, catching two passes for 28 yards and had a career-best four coverage tackles.

ADDITIONAL STATS: Special Teams Tackles — (2020, 1), (2021, 1), (2024, 7); **Total: 9.**

CAREER HIGHS: Receptions — 7, vs. Las Vegas (11/25/21); **Receiving Yards** — 119, at Philadelphia (1/8/22); **Long Reception** — 73t, at Minnesota (10/31/21); **Receiving TDs** — 2 (2x), last at Philadelphia (1/8/22).



2024 MINI BIOS & STATS

11 WR Cedrick Wilson Jr.								
				Receiving				
Date	Opp.	GP	ST	Rec	Yds	Avg.	Lg	TD
9/8	CAR	X		0	0	0.0	0	0
9/15	@DAL	X		0	0	0.0	0	0
9/22	PHI	X		1	3	3.0	3	0
9/29	@ATL	X		0	0	0.0	0	0
10/7	@KC	X		0	0	0.0	0	0
10/13	TB	X		2	28	14.0	25	0
2024 Season		6	0	3	31	10.3	25	0
Saints Career		6	0	3	31	10.3	25	0
Career Totals		74	7	104	1,300	12.5	73t	11

49 Zach Wood

Pos.: LS Ht.: 6-3 Wt.: 255 Exp.: 8 College: SMU



Regular Season Career GP: (121); 2024: (6)

2024 REVIEW: vs. **Carolina (9/8):** Handled the snapping duties. **at Dallas (9/15):** Handled the snapping duties. **vs. Philadelphia (9/22):** Handled the snapping duties. **at Atlanta (9/29):** Handled the snapping duties. **at Kansas City (10/7):** Handled the snapping duties. Wood played in his 120th game on Monday night and moved into a tie with linebacker Vaughan Johnson for 32nd all-time for games played as a Saint. **vs. Tampa Bay (10/13):** Handled the snapping duties, recording one coverage tackle.

ADDITIONAL STATS: Special Teams Tackles — (2018, 1), (2022, 4), (2023, 2), (2024, 1); **Total: 8.**

99 Chase Young

Pos.: DE Ht.: 6-5 Wt.: 265 Exp.: 5 College: Ohio State



Regular Season Career GP/GS: (49/32); 2024: (6/0)

2024 REVIEW: vs. **Carolina (9/8):** Rotated in at DE in his Saints debut, recording two QB hits. **at Dallas (9/15):** Rotated in at DE, finishing with four tackles (two solo), two QB hits, and a half-sack, his first as a Saint. **vs. Philadelphia (9/22):** Rotated in at DE and recorded four tackles (one solo) with three QB hits, tying a career-high. **at Atlanta (9/29):** Rotated in at DE and finished with three solo tackles, including one stop for a loss, and one QB hit. **at Kansas City (10/7):** Rotated in at DE and recorded three tackles (two solo) with two QB hits and a sack, his first full sack as a member of the Black and Gold. **vs. Tampa Bay (10/13):** Rotated in at DE and finished with two solo tackles, including one stop for a loss, and one QB hit.

CAREER HIGHS: Tackles — 6 (2x), last at San Francisco (12/13/20); **Solo Tackles** — 5, vs. Dallas (10/25/20); **Tackles for Loss** — 3, at N.Y. Giants (10/22/23); **Sacks** — 2, at N.Y. Giants (10/22/23); **Quarterback Hits** — 3 (3x), last vs. Philadelphia (9/22/24); **Passes Defensed** — 2, at San Francisco (12/13/20); **Forced Fumbles** — 1 (6x), last at Denver (10/31/21); **Fumble Recoveries** — 1 (3x), last at Philadelphia (1/3/21).



2024 MINI BIOS & STATS

99 DE Chase Young												
Date	Opp.	GP	ST	Solo	Ast	Total	Sack/Yds	INT/Yds	PD	FF	FR	
9/8	CAR	X		0	0	0	0.0	0.0	0	0	0	
9/15	@DAL	X		2	2	4	0.5	3.0	0	0	0	
9/22	PHI	X		1	3	4	0.0	0.0	0	0	0	
9/29	@ATL	X		3	0	3	0.0	0.0	0	0	0	
10/7	@KC	X		2	1	3	1.0	6.0	0	0	0	
10/13	TB	X		2	0	2	0.0	0.0	0	0	0	
2024 Season		6	0	10	6	16	1.5	9.0	0	0	0	
Saints Career		6	0	10	6	16	1.5	9.0	0	0	0	
Career Totals		49	32	77	39	116	18.0	96.0	0	9	6	

67 Landon Young

Pos.: T Ht.: 6-7 Wt.: 321 Exp.: 4 College: Kentucky



Regular Season Career GP/GS: (45/10); 2024: (6/3)

2024 REVIEW: vs. Carolina (9/8): Rotated in at LG in place of injured Lucas Patrick and played on special teams in the season opener. **at Dallas (9/15):** Rotated in at LT in the fourth quarter and played on special teams. **vs. Philadelphia (9/22):** Rotated in at T in the jumbo package and played on special teams. **at Atlanta (9/29):** Started at RG for the first time in his career in place of the injured Cesar Ruiz and played on special teams. **at Kansas City (10/7):** Started at RG and played on special teams. **vs. Tampa Bay (10/13):** Made his 10th career NFL start at RG.



TAMPA BAY BUCCANEERS AT NEW ORLEANS SAINTS

OCTOBER 13, 2024 • CAESARS SUPERDOME • NEW ORLEANS, LA • 12:00 PM CT



TAMPA BAY BUCCANEERS

No.	NAME	Pos.
0	YAYA DIABY	OLB
1	RACHAAD WHITE	RB
2	KYLE TRASK	QB
3	JORDAN WHITEHEAD	S
4	CHASE McLAUGHLIN	K
5	JAKE CAMARDA	P
6	BAKER MAYFIELD	QB
7	BUCKY IRVING	RB
9	JOE TRYON-SHOYINKA	OLB
10	TREY PALMER	WR
13	MIKE EVANS	WR
14	CHRIS GODWIN	WR
15	JALEN McMILLAN	WR
17	STERLING SHEPARD	WR
19	KAMERON JOHNSON	WR
23	TYKEE SMITH	S
24	TYREK FUNDERBURK	CB
26	KAEVON MERRIWEATHER	S
27	ZYON McCOLLUM	CB
29	CHRISTIAN IZIEN	S
31	ANTOINE WINFIELD JR.	S
32	JOSH HAYES	DB
33	JOSE RAMIREZ	OLB
35	JAMEL DEAN	CB
37	TAVIERRE THOMAS	CB
41	KO KIEFT	TE
43	CHRIS BRASWELL JR.	OLB
44	SEAN TUCKER	RB
45	ZACH TRINER	LS
48	ANTONIO GRIER JR.	LB
50	VITA VEA	NT
51	J.J. RUSSELL	LB
52	K.J. BRITT	LB
54	LAVONTE DAVID	LB
62	GRAHAM BARTON	C
64	ROYCE NEWMAN	OL
67	LUKE GOEDEKE	T
68	BEN BREDESON	G
69	CODY MAUCH	G
70	ROBERT HAINSEY	C
77	JUSTIN SKULE	T
78	TRISTAN WIRFS	T
79	ELIJAH KLEIN	G
82	DEVIN CULP	TE
87	PAYNE DURHAM	TE
88	CADE OTTON	TE
90	LOGAN HALL	DL
92	WILLIAM GHOLSTON	DL
94	CALIJAH KANCEY	DL
95	C.J. BREWER	DL
96	GREG GAINES	DL
98	ANTHONY NELSON	OLB

BUCCANEERS PRACTICE SQUAD

11	MICHAEL PRATT	QB
16	TRENTON GILL	P
21	KEENAN ISAAC	CB
30	DJ WILLIAMS	RB
38	RASHAD WISDOM	S
39	MARCUS BANKS	S
46	KALEN DELOACH	LB
53	VI JONES	LB
57	DANIEL GRZESIAK	OLB
71	LORENZ METZ	OL
72	LUKE HAGGARD	OL
75	RAIQWON O'NEAL	T
80	TANNER KNUE	WR
81	RYAN MILLER	WR
84	TANNER TAULA	TE
91	MIKE GREENE	DL

SAINTS defense

RDE 96	CARL GRANDERSON -or- 99	CHASE YOUNG	55	Isaiah Foskey
DT 50	KHALEN SAUNDERS	97	<u>Khristian Boyd</u>	
DT 93	NATHAN SHEPHERD	90	Bryan Bresee	95 John Ridgeway III
LDE 94	CAMERON JORDAN	98	Payton Turner	
WILL 20	PETE WERNER	58	Anfernee Orji	
MLB 56	DEMARIO DAVIS	52	D'Marco Jackson	
SAM 6	WILLIE GAY JR.	58	Anfernee Orji	53 <u>Jaylan Ford</u>
LCB 29	PAULSON ADEBO	1	Alontae Taylor	36 <u>Rico Payton</u>
SS 5	WILL HARRIS	48	J.T. Gray	
FS 32	TYRANN MATHIEU	31	Jordan Howden	
RCB 23	MARSHON LATTIMORE	14	<u>Kool-Aid McKinstry</u>	

BUCCANEERS offense

WR 13	MIKE EVANS	10	Trey Palmer	
WR 14	CHRIS GODWIN	19	<u>Kameron Johnson</u>	
LT 78	TRISTAN WIRFS	77	Justin Skule	
LG 68	BEN BREDESON	64	Royce Newman	
C 62	<u>GRAHAM BARTON</u>	70	Robert Hainsey	
RG 69	CODY MAUCH	79	<u>Elijah Klein</u>	
RT 67	LUKE GOEDEKE			
WR 15	<u>JALEN McMILLAN</u>	17	Sterling Shepard	
TE 88	CADE OTTON	87	Payne Durham	41 Ko Kieft
				82 <u>Devin Culp</u>
QB 6	BAKER MAYFIELD	2	Kyle Trask	
RB 1	RACHAAD WHITE	7	<u>Bucky Irving</u>	44 Sean Tucker

BUCCANEERS specialists

P 5	JAKE CAMARDA		
PK 4	CHASE McLAUGHLIN		
KO 5	JAKE CAMARDA		
H 5	JAKE CAMARDA		
LS 45	ZACH TRINER		
PR 10	TREY PALMER	19 <u>Kameron Johnson</u>	15 <u>Jalen McMillan</u>
KR 7	<u>BUCKY IRVING</u>	19 <u>Kameron Johnson</u>	
KR 44	SEAN TUCKER	10 Trey Palmer	

BUCCANEERS pronunciations

K Jake Camarda (kuh-MARD-uh)	S Kaevon Merriweather (KAY-vawn)
LB Lavonte David (luh-VAWN-tay)	TE Cade Otton (AWT-in)
OLB Yaya Diaby (dee-AW-bee)	T Justin Skule (SCHOOL)
CB Tyrek Funderburk (Tie-REEK)	S Tykee Smith (tie-KEY)
DL William Gholston (GOAL-ston)	CB Tavierre Thomas (TAV-ee-air)
T Luke Goedeke (GED-uh-kee)	LS Zach Triner (TRINN-er)
S Christian Izien (IZ-ee-en)	OLB Joe Tryon-Shoyinka (try-on shoh-YIN-kuh)
DL Calijah Kancey (KAN-see)	NT Vita Vea (VEET-uh VAY-uh)
TE Ko Kieft (KEEFT)	
G Cody Mauch (m(OV)k)	
K Chase McLaughlin (mick-LOFF-lin)	

SAINTS offense

WR 12	CHRIS OLAVE	16	<u>Bub Means</u>	
LT 75	<u>TALIESE FUAGA</u>	74	Olisaemeka Udoh	
LG 67	LANDON YOUNG	64	Nick Saldiveri	
C 62	LUCAS PATRICK	61	Connor McGovern	
RG 51	CESAR RUIZ	60	<u>Kyle Hergel</u>	
RT 70	TREVOR PENNING	74	Olisaemeka Udoh	
TE 87	FOSTER MOREAU	83	Juwan Johnson	
TE 7	TAYSOM HILL	85	<u>Dallin Holker</u>	
WR 22	RASHID SHAHEED	11	Cedrick Wilson Jr.	84 <u>Mason Tipton</u>
QB 4	DEREK CARR	3	Jake Haener - or -	18 <u>Spencer Rattler</u>
RB 41	ALVIN KAMARA	21	Jamaal Williams	33 Jordan Mims
FB 46	ADAM PRENTICE			

BUCCANEERS defense

DL 94	CALIJAH KANCEY	95	C.J. Brewer	
NT 50	VITA VEA	96	Greg Gaines	
DL 90	LOGAN HALL	92	William Gholston	
OLB 0	YAYA DIABY	98	Anthony Nelson	
ILB 52	K.J. BRITT	51	J.J. Russell	
ILB 54	LAVONTE DAVID	48	<u>Antonio Grier Jr.</u>	
OLB 9	JOE TRYON-SHOYINKA	43	<u>Chris Braswell Jr.</u>	33 Jose Ramirez
CB 35	JAMEL DEAN	24	<u>Tyrek Funderburk</u>	
CB 27	ZYON McCOLLUM	32	Josh Hayes	
S 31	ANTOINE WINFIELD JR.	29	Christian Izien	37 Tavierre Thomas
S 3	JORDAN WHITEHEAD	23	<u>Tykee Smith</u>	26 Kaevon Merriweather

SAINTS specialists

P 43	<u>MATTHEW HAYBALL</u>		
K 19	BLAKE GRUPE		
KO 19	BLAKE GRUPE		
LS 49	ZACH WOOD		
H 43	<u>MATTHEW HAYBALL</u>		
PR 22	RASHID SHAHEED	84	<u>Mason Tipton</u>
KR 22	RASHID SHAHEED	21	Jamaal Williams

SAINTS pronunciations

DB Ugo Amadi (oh-go uh-MAH-dee)	S Tyrann Mathieu (Ty-ren / MATH-you)
CB Paulson Adebo (uh-DEE-bow)	TE Foster Moreau (MORE-oh)
DT Bryan Bresee (bruh-ZEE)	WR Chris Olave (oh-LAH-vay)
LB Demario Davis (duh-MAR-ee-oh)	CB Cesar Ruiz (SEE-zar / ROO-bez)
T Josiah Ezirim (ee-ZEER-imm)	DT Khalen Saunders (KAWL-en)
DE Isaiah Foskey (FAW-skee)	WR Rashid Shaheed (rah-SHEED)
T Taliese Fuaga (tah-EE-ESS-ay / foo-AH-gah)	K Charlie Smyth (Smith)
K Blake Grupe (GROOP-ee)	WR Equanimeous St. Brown (eck-wah-nihm-ee-ous)
QB Jake Haener (HAY-ner)	CB Alontae Taylor (uh-LAWN-tay)
TE Dallin Holker (DAL-in / HOLE-ker)	OL Olisaemeka Udoh (OH-lee-suh-MEE-kah / OO-doe)
DB Shemar Jean-Charles (John-Charles)	
RB Alvin Kamara (kuh-MAIR-Uh)	
DE Niko Lalos (Lay-Los)	

NEW ORLEANS SAINTS

No.	NAME	Pos.
1	ALONTAE TAYLOR	CB
3	JAKE HAENER	QB
4	DEREK CARR	QB
5	WILL HARRIS	DB
6	WILLIE GAY JR.	LB
7	TAYSOM HILL	TE
11	CEDRICK WILSON JR.	WR
12	CHRIS OLAVE	WR
14	KOOL-AID MCKINSTRY	CB
16	BUB MEANS	WR
18	SPENCER RATTLER	QB
19	BLAKE GRUPE	K
20	PETE WERNER	LB
21	JAMAAL WILLIAMS	RB
22	RASHID SHAHEED	WR/RS
23	MARSHON LATTIMORE	CB
29	PAULSON ADEBO	CB
31	JORDAN HOWDEN	DB
32	TYRANN MATHIEU	S
33	JORDAN MIMS	RB
36	RICO PAYTON	CB
41	ALVIN KAMARA	RB
43	MATTHEW HAYBALL	P
46	ADAM PRENTICE	FB
48	J.T. GRAY	DB
49	ZACH WOOD	LS
50	KHALEN SAUNDERS	DT
51	CESAR RUIZ	C/G
52	D'MARCO JACKSON	LB
53	JAYLAN FORD	LB
55	ISAIHA FOSKEY	DE
56	DEMARIO DAVIS	LB
58	ANFERNEE ORJI	LB
60	KYLE HERGEL	G
61	CONNOR MCGOVERN	C
62	LUCAS PATRICK	OL
64	NICK SALDIVERI	OL
67	LANDON YOUNG	T
70	TREVOR PENNING	T
74	OLISAEMEKA UDOH	OL
75	TALIESE FUAGA	T
83	JUWAN JOHNSON	TE
84	MASON TIPTON	WR
85	DALLIN HOLKER	TE
87	FOSTER MOREAU	TE
90	BRYAN BRESEE	DT
93	NATHAN SHEPHERD	DT
94	CAMERON JORDAN	DE
95	JOHN RIDGWAY III	DT
96	CARL GRANDERSON	DE
97	KHRISTIAN BOYD	DT
98	PAYTON TURNER	DE
99	CHASE YOUNG	DE

SAINTS PRACTICE SQUAD

0	UGO AMADI	S
13	EQUANIMEOUS ST. BROWN	WR
24	JOHNATHAN ABRAM	S
27	SHEMAR JEAN-CHARLES	DB
38	MILLARD BRADFORD	S
39	CHARLIE SMYTH	K
44	ISAIHA STALBIRD	LB
57	NIKO LALOS	DE
69	CHRIS REED	G
72	JOSIAH EZIRIM	T
76	AUSTIN DECULUS	T
80	JERMAINE JACKSON	WR
81	KEVIN AUSTIN JR.	WR
82	TREYTON WELCH	TE
86	MICHAEL JACOBSON	TE
91	KENDAL VICKERS	DT

Underlined = Rookie

GAME OFFICIALS



Referee: Clete Blakeman (34); Umpire: Scott Campbell (127); Down Judge: Dana McKenzie (8); Line Judge: Julian Mapp (10); Field Judge: Karina Tovar (91); Side Judge: James Coleman (95); Back Judge: Jonah Monroe (120); Replay Official: Chad Adams; Replay Assistant: Amber Cornell.

TAMPA BAY BUCCANEERS

No.	Name	Pos.
62	BARTON, GRAHAM	C
43	BRASWELL JR., CHRIS	OLB
68	BREDESON, BEN	G
95	BREWER, C.J.	DL
52	BRITT, K.J.	LB
5	CAMARDA, JAKE	P
82	CULP, DEVIN	TE
54	DAVID, LAVONTE	LB
35	DEAN, JAMEL	CB
0	DIABY, YAYA	OLB
87	DURHAM, PAYNE	TE
13	EVANS, MIKE	WR
24	FUNDERBURK, TYREK	CB
96	GAINES, GREG	DL
92	GHOLSTON, WILLIAM	DL
14	GODWIN, CHRIS	WR
67	GOEDEKE, LUKE	T
48	GRIER JR., ANTONIO	LB
70	HAINSEY, ROBERT	C
90	HALL, LOGAN	DL
32	HAYES, JOSH	DB
7	IRVING, BUCKY	RB
29	IZIEN, CHRISTIAN	S
19	JOHNSON, KAMERON	WR
94	KANCEY, CALIJAH	DL
41	KIEFT, KO	TE
79	KLEIN, ELIJAH	G
69	MAUCH, CODY	G
6	MAYFIELD, BAKER	QB
27	MCCOLLUM, ZYON	CB
4	MCLAUGHLIN, CHASE	K
15	MCMILLAN, JALEN	WR
26	MERRIWEATHER, KAEVON	S
98	NELSON, ANTHONY	OLB
64	NEWMAN, ROYCE	OL
88	OTTON, CADE	TE
10	PALMER, TREY	WR
33	RAMIREZ, JOSE	OLB
51	RUSSELL, J.J.	LB
17	SHEPARD, STERLING	WR
77	SKULE, JUSTIN	T
23	SMITH, TYKEE	S
37	THOMAS, TAVIERRE	CB
2	TRASK, KYLE	QB
45	TRINER, ZACH	LS
9	TRYON-SHOYINKA, JOE	OLB
44	TUCKER, SEAN	RB
50	VEA, VITA	NT
1	WHITE, RACHAAD	RB
3	WHITEHEAD, JORDAN	S
31	WINFIELD JR., ANTOINE	S
78	WIRFS, TRISTAN	T



BUCCANEERS PRACTICE SQUAD

39	BANKS, MARCUS	S
46	DELOACH, KALEN	LB
16	GILL, TRENTON	P
91	GREENE, MIKE	DL
57	GRZESIAK, DANIEL	OLB
72	HAGGARD, LUKE	OL
21	ISAAC, KEENAN	CB
53	JONES, VI	LB
80	KNUE, TANNER	WR
71	METZ, LORENZ	OL
81	MILLER, RYAN	WR
75	O'NEAL, RICHMOND	T
11	PRATT, MICHAEL	QB
84	TAULA, TANNER	TE
30	WILLIAMS, D.J.	RB
38	WISDOM, RASHAD	S

TAMPA BAY BUCCANEERS

No.	Name	Pos.	Ht.	Wt.	Age	Exp.	College	H.S. Hometown
0	Yaya Diaby	OLB	6-4	270	25	2	Louisville	Atlanta, Ga.
1	Rachaad White	RB	6-0	214	25	3	Arizona State	Kansas City, Mo.
2	Kyle Trask	QB	6-5	236	26	4	Florida	Manvel, Texas
3	Jordan Whitehead	S	5-10	198	27	7	Pittsburgh	Monaca, Pa.
4	Chase McLaughlin	K	6-0	190	28	6	Illinois	Cypress, Texas
5	Jake Camarda	P	6-1	193	25	3	Georgia	Norcross, Ga.
6	Baker Mayfield	QB	6-1	215	29	7	Oklahoma	Austin, Texas
7	Bucky Irving	RB	5-10	195	22	R	Oregon	Chicago, Ill.
9	Joe Tryon-Shoyinka	OLB	6-5	259	25	4	Washington	Renton, Wash.
10	Trey Palmer	WR	6-1	190	23	2	Nebraska	Kentwood, La.
13	Mike Evans	WR	6-5	231	31	11	Texas A&M	Galveston, Texas
14	Chris Godwin	WR	6-1	209	28	8	Penn State	Middletown, Del.
15	Jalen McMillan	WR	6-1	192	22	R	Washington	Fresno, Calif.
17	Sterling Shepard	WR	5-10	198	31	9	Oklahoma	Heritage Hall, Okla.
19	Kameron Johnson	WR	5-10	170	22	R	Barton	Rocky Mount, N.C.
23	Tykee Smith	S	5-10	202	23	R	Georgia	Philadelphia, Pa.
24	Tyrek Funderburk	CB	6-0	185	23	R	Appalachian State	Indian Trail, N.C.
26	Kaevon Merriweather	S	6-0	212	24	2	Iowa	Belleville, Mich.
27	Zyon McCollum	CB	6-2	199	25	3	Sam Houston State	Galveston, Texas
29	Christian Izien	S	5-10	200	24	2	Rutgers	Far Rockaway, N.Y.
31	Antoine Winfield Jr.	S	5-9	203	26	5	Minnesota	The Woodlands, Texas
32	Josh Hayes	DB	6-0	190	25	2	Kansas State	Lakeland, Fla.
33	Jose Ramirez	OLB	6-2	252	25	1	Eastern Michigan	Lake Alfred, Fla.
35	Jamel Dean	CB	6-1	206	27	6	Auburn	Cocoa, Fla.
37	Tavierre Thomas	CB	5-10	205	28	7	Ferris State	Detroit, Mich.
41	Ko Kieft	TE	6-5	265	26	3	Minnesota	Sioux Center, Iowa
43	Chris Braswell Jr.	OLB	6-3	255	22	R	Alabama	Baltimore, Md.
44	Sean Tucker	RB	5-10	205	22	2	Syracuse	Owings Mills, Md.
45	Zach Triner	LS	6-3	245	33	6	Assumption	Marshfield, Mass.
48	Antonio Grier Jr.	LB	6-1	230	24	R	Arkansas	Atlanta, Ga.
50	Vita Vea	NT	6-4	347	29	7	Washington	Milpitas, Calif.
51	J.J. Russell	LB	6-1	225	26	3	Memphis	Grenada, Miss.
52	K.J. Britt	LB	6-0	235	25	4	Auburn	Oxford, Ala.
54	Lavonte David	LB	6-1	233	34	13	Nebraska	Miami, Fla.
62	Graham Barton	C	6-5	314	22	R	Duke	Brentwood, Tenn.
64	Royce Newman	OL	6-5	310	27	4	Ole Miss	Nashville, Ill.
67	Luke Goedeke	T	6-5	312	25	3	Central Michigan	Whitelaw, Wis.
68	Ben Bredeson	G	6-5	315	26	5	Michigan	Hartland, Wis.
69	Cody Mauch	G	6-6	303	25	2	North Dakota State	Hankinson, N.D.
70	Robert Hainsey	C	6-4	306	26	4	Notre Dame	Pittsburgh, Pa.
77	Justin Skule	T	6-6	315	27	5	Vanderbilt	Clifton, Va.
78	Tristan Wirfs	T	6-5	320	25	5	Iowa	Mount Vernon, Iowa.
79	Elijah Klein	G	6-4	319	24	R	Texas-El Paso	Mt. Baldy, Calif.
82	Devin Culp	TE	6-4	237	24	R	Washington	Spokane, Wash.
87	Payne Durham	TE	6-5	255	24	2	Purdue	Suwanee, Ga.
88	Cade Otton	TE	6-5	247	25	3	Washington	Tumwater, Wash.
90	Logan Hall	DL	6-6	283	24	3	Houston	Belton, Texas
92	William Gholston	DL	6-6	281	33	12	Michigan State	Detroit, Mich.
94	Calijah Kancey	DL	6-0	280	23	2	Pittsburgh	Miami, Fla.
95	C.J. Brewer	DL	6-2	290	26	1	Coastal Carolina	Bowdon, Ga.
96	Greg Gaines	DL	6-1	312	28	6	Washington	La Habra, Calif.
98	Anthony Nelson	OLB	6-7	271	27	6	Iowa	Urbandale, Iowa

• HEAD COACH: TODD BOWLES
 Assistant Coaches: Liam Coen (Offensive Coordinator); Larry Foote (Inside Linebackers/Pass Game Coordinator); Thomas McGaughey (Special Teams Coordinator); Kacy Rodgers (Defensive Line/Run Game Coordinator); Tim Atkins (Assistant Secondary); Cory Bichey (Assistant Strength & Conditioning); Kevin Carberry (Offensive Line); George Edwards (Outside Linebackers); Sarah Evans (Senior Manager of Coaching Operations); Joey Fitzgerald (Defensive Quality Control); Josh Grizzard (Pass Game Coordinator); Maral Javadifar (Director of Rehabilitation/Performance Coach); Rashad Johnson (Assistant Secondary); Jeff Kastl (Offensive Quality Control); Thaddeus Lewis (Quarterbacks); Bryan McClendon (Wide Receivers); Tom Moore (Senior Offensive Assistant); Justin Peelle (Tight Ends); Skip Peete (Running Backs); Brian Picucci (Assistant Offensive Line); Anthony Piroli (Head Strength & Conditioning); Nick Rapone (Safeties); Kevin Ross (Cornerbacks); Jordan Somerville (Assistant Quarterbacks); Keith Tandy (Defensive/Special Teams assistant); John Van Dam (Pass Game Assistant); Chad Wade (Assistant Strength & Conditioning); DeAndre Ward Sr. (Assistant Strength & Conditioning).

NEW ORLEANS SAINTS

No.	Name	Pos.	Ht.	Wt.	Age	Exp.	College	H.S. Hometown
1	Alontae Taylor	CB	6-1	199	25	3	Tennessee	Manchester, Tenn.
3	Jake Haener	QB	6-1	200	25	2	Fresno State	Danville, Calif.
4	Derek Carr	QB	6-3	215	33	11	Fresno State	Bakersfield, Calif.
5	Will Harris	DB	6-1	206	28	6	Boston College	Suwanee, Ga.
6	Willie Gay Jr.	LB	6-1	243	26	5	Mississippi State	Starkville, Miss.
7	Taysom Hill	TE	6-2	221	34	8	BYU	Pocatello, Idaho
11	Cedrick Wilson Jr.	WR	6-2	197	28	7	Boise State	Memphis, Tenn.
12	Chris Olave	WR	6-0	187	24	3	Ohio State	San Marcos, Calif.
14	Kool-Aid McKinstry	CB	5-11	199	22	R	Alabama	Pinson, Ala.
16	Bub Means	WR	6-2	215	23	R	Pittsburgh	Lovejoy, Ga.
18	Spencer Rattler	QB	6-0	211	24	R	South Carolina	Phoenix, Ariz.
19	Blake Grupe	K	5-7	156	25	2	Notre Dame	Sedalia, Mo.
20	Pete Werner	LB	6-3	242	26	4	Ohio State	Indianapolis, Ind.
21	Jamaal Williams	RB	6-0	224	29	8	BYU	Fontana, Calif.
22	Rashid Shaheed	WR/RS	6-0	180	26	3	Weber State	San Diego, Calif.
23	Marshon Lattimore	CB	6-0	192	28	8	Ohio State	Cleveland, Ohio
29	Paulson Adebo	CB	6-1	192	25	4	Stanford	Mansfield, Texas
31	Jordan Howden	DB	6-0	209	24	2	Minnesota	San Diego, Calif.
32	Tyrann Mathieu	S	5-9	190	32	12	LSU	New Orleans, La.
33	Jordan Mims	RB	6-0	205	25	1	Fresno State	Atherton, Calif.
36	Rico Payton	CB	6-0	182	24	R	Pittsburg State	St. Louis, Mo.
41	Alvin Kamara	RB	5-10	215	29	8	Tennessee	Atlanta, Ga.
43	Matthew Hayball	P	6-0	189	27	R	Vanderbilt	West Adelaide, Australia
46	Adam Prentice	FB	6-0	245	27	4	South Carolina	Clovis, Calif.
48	J.T. Gray	DB	6-0	202	28	7	Mississippi State	Clarksdale, Miss.
49	Zach Wood	LS	6-3	255	31	8	Southern Methodist	Rowlett, Texas
50	Khalen Saunders	DT	6-0	324	28	6	Western Illinois	St. Louis, Mo.
51	Cesar Ruiz	C/G	6-4	316	25	5	Michigan	Camden, N.J.
52	D'Marco Jackson	LB	6-1	233	26	3	Appalachian State	Spartanburg, S.C.
53	Jaylan Ford	LB	6-2	240	22	R	Texas	Frisco, Texas
55	Isaiah Foskey	DE	6-5	270	23	2	Notre Dame	Concord, Calif.
56	Demario Davis	LB	6-2	248	35	13	Arkansas State	Brandon, Miss.
58	Anfernee Orji	LB	6-2	230	24	1	Vanderbilt	Rockwall, Texas
60	Kyle Hergel	G	6-2	315	25	R	Boston College	Mississauga, Ontario, Canada
61	Connor McGovern	C	6-4	306	31	8	Missouri	Fargo, N.D.
62	Lucas Patrick	OL	6-3	313	31	8	Duke	Brentwood, Tenn.
64	Nick Saldiveri	OL	6-6	316	24	2	Old Dominion	Monroe, N.C.
67	Landon Young	T	6-7	321	27	4	Kentucky	Lexington, Ky.
70	Trevor Penning	T	6-7	325	25	3	Northern Iowa	Mason City, Iowa
74	Olisaemeka Udoh	OL	6-6	320	27	6	Elon	Fayetteville, N.C.
75	Taliese Fuaga	T	6-6	324	22	R	Oregon State	Tacoma, Wash.
83	Juwan Johnson	TE	6-4	231	28	5	Oregon	Glassboro, N.J.
84	Mason Tipton	WR	5-11	187	24	R	Yale	Akron, Ohio
85	Dallin Holker	TE	6-3	241	24	R	Colorado State	Lehi, Utah
87	Foster Moreau	TE	6-4	250	27	6	LSU	New Orleans, La.
90	Bryan Bresee	DT	6-5	305	23	2	Clemson	Damascus, Md.
93	Nathan Shepherd	DT	6-4	315	31	7	Fort Hays State	Ajax, Ontario, Canada
94	Cameron Jordan	DE	6-4	287	35	14	California	Chandler, Ariz.
95	John Ridgeway III	DT	6-5	321	25	3	Arkansas	Bloomington, Ill.
96	Carl Granderson	DE	6-5	261	27	6	Wyoming	Sacramento, Calif.
97	Khristian Boyd	DT	6-2	320	24	R	Northern Iowa	Blue Springs, Mo.
98	Payton Turner	DE	6-6	270	25	4	Houston	Houston, Texas
99	Chase Young	DE	6-5	265	25	5	Ohio State	Hyattsville, Md.

• HEAD COACH: DENNIS ALLEN
 Assistant Coaches: Clancy Barone (Tight Ends), John Benton (Offensive Line), Rick Dennison (Senior Offensive Assistant), Jahri Evans (Offensive Assistant), Derrick Foster (Running Backs), Phil Galiano (Assistant Special Teams), Matt Giordano (Defensive Assistant), Peter Giunta (Senior Defensive Assistant), Todd Grantham (Defensive Line), Adam Gristick (Defensive Assistant), Michael Hodges (Linebackers), Andrew Janocko (Quarterbacks), Clint Kubiak (Offensive Coordinator), Mike Martinez (Assistant to the Head Coach), DeNarius McGhee (Assistant Wide Receivers), Kevin Petry (Offensive Assistant), Darren Rizzi (Assistant Head Coach/Special Teams Coordinator), Marcus Robertson (Secondary), Jordan Traylor (Offensive Assistant), Keith Williams (Wide Receivers), Joe Woods (Defensive Coordinator), Brian Young (Pass Rush Specialist).

NEW ORLEANS SAINTS

No.	Name	Pos.
29	ADEBO, PAULSON	CB
97	BOYD, KHRISTIAN	DT
90	BRESEE, BRYAN	DT
4	CARR, DEREK	QB
56	DAVIS, DEMARIO	LB
53	FORD, JAYLAN	LB
55	FOSKEY, ISAIAH	DE
75	FUAGA, TALIESE	T
6	GAY JR., WILLIE	LB
96	GRANDERSON, CARL	DE
48	GRAY, J.T.	DB
19	GRUPE, BLAKE	K
3	HAENER, JAKE	QB
5	HARRIS, WILL	DB
43	HAYBALL, MATTHEW	P
7	HILL, TAYSOM	TE
60	HERGEL, KYLE	G
85	HOLKER, DALLIN	TE
31	HOWDEN, JORDAN	DB
52	JACKSON, D'MARCO	LB
83	JOHNSON, JUWAN	TE
94	JORDAN, CAMERON	DE
41	KAMARA, ALVIN	RB
23	LATTIMORE, MARSHON	CB
32	MATHIEU, TYRANN	S
61	MCGOVERN, CONNOR	C
14	MCKINSTRY, KOOL-AID	CB
16	MEANS, BUB	WR
33	MIMS, JORDAN	RB
87	MOREAU, FOSTER	TE
12	OLAVE, CHRIS	WR
58	ORJI, ANFERNEE	LB
62	PATRICK, LUCAS	OL
36	PAYTON, RICO	CB
70	PENNING, TREVOR	T
46	PRENTICE, ADAM	FB
18	RATTLER, SPENCER	QB
95	RIDGEWAY III, JOHN	DT
51	RUIZ, CESAR	C/G
64	SALDIVERI, NICK	OL
50	SAUNDERS, KHALEN	DT
22	SHAHEED, RASHID	WR/RS
93	SHEPHERD, NATHAN	DT
1	TAYLOR, ALONTAE	CB
84	TIPTON, MASON	WR
98	TURNER, PAYTON	DE
74	UDOH, OLISAEMEKA	OL
20	WERNER, PETE	LB
21	WILLIAMS, JAMAAL	RB
11	WILSON JR., CEDRICK	WR
49	WOOD, ZACH	LS
99	YOUNG, CHASE	DE
67	YOUNG, LANDON	T



SAINTS PRACTICE SQUAD

24	ABRAM, JOHNATHAN	S
0	AMADI, UGO	S

National Football League Game Summary

NFL Copyright © 2024 by The National Football League. All rights reserved. This summary and play-by-play is for the express purpose of assisting media in their coverage of the game; any other use of this material is prohibited without the written permission of the National Football League.

Date: Sunday, 10/13/2024

Tampa Bay Buccaneers at New Orleans Saints

Start Time: 12:02 PM CDT

at Caesars Superdome, New Orleans, LA

Game Day Weather

Game Weather: Sunny
Closed Stadium on Artificial Turf

Temp: 76° F (24.4° C) Humidity: 68%, Wind: E 3 mph
Outdoor Weather: Sunny

Officials

Referee: Blakeman, Clete (34)
Line Judge: Mapp, Julian (10)
Back Judge: Monroe, Jonah (120)

Umpire: Campbell, Scott (127)
Field Judge: Tovar, Karina (91)
Replay Official: Adams, Chad (0)

Down Judge: McKenzie, Dana (8)
Side Judge: Coleman, James (95)

Lineups

Tampa Bay Buccaneers

Offense		Defense	
WR 17	S.Shepard	DL 94	C.Kancey
WR 14	C.Godwin	NT 50	V.Vea
LT 78	T.Wirfs	DL 90	L.Hall
LG 68	B.Bredeson	OLB 0	Y.Diaby
C 70	R.Hainsey	ILB 52	K.Britt
RG 69	C.Mauch	ILB 54	L.David
RT 67	L.Goedeke	OLB 9	J.Tryon
WR 13	M.Evans	CB 35	J.Dean
TE 88	C.Otton	CB 27	Z.McCollum
QB 6	B.Mayfield	S 31	A.Winfield
RB 7	B.Irving	S 3	J.Whitehead

New Orleans Saints

Offense		Defense	
TE 83	J.Johnson	DE 96	C.Granderson
LT 75	T.Fuaga	DT 93	N.Shepherd
LG 64	N.Saldiveri	LDE 94	C.Jordan
C 61	C.McGovern	DT 90	B.Bresee
RG 67	L.Young	MLB 56	D.Davis
RT 70	T.Penning	LB 6	W.Gay
TE 87	F.Moreau	FS 32	T.Mathieu
WR 22	R.Shaheed	DB 31	J.Howden
WR 12	C.Olave	LCB 29	P.Adebo
QB 18	S.Rattler	CB 1	A.Taylor
RB 41	A.Kamara	RCB 23	M.Lattimore

Substitutions

K 4 C.McLaughlin, P 5 J.Camarda, WR 15 J.McMillan, S 23 T.Smith, CB 24 T.Funderburk, S 26 K.Merriweather, RB 30 D.Williams, DB 32 J.Hayes, OLB 33 J.Ramirez, DB 37 T.Thomas, TE 41 K.Kieft, OLB 43 C.Braswell, RB 44 S.Tucker, LS 45 Z.Triner, LB 48 A.Grier, LB 51 J.Russell, T 77 J.Skule, G 79 E.Klein, WR 81 R.Miller, TE 87 P.Durham, DL 92 W.Gholston, DL 95 C.Brewer, DL 96 G.Gaines, OLB 98 A.Nelson

Substitutions

WR 11 C.Wilson, CB 14 K.McKinstry, WR 16 B.Means, K 19 B.Grupe, RB 21 Ja.Williams, S 24 J.Abram, RB 33 J.Mims, CB 36 R.Payton, P 43 M.Hayball, FB 46 A.Prentice, DB 48 J.Gray, LS 49 Z.Wood, DT 50 K.Saunders, LB 52 D.Jackson, LB 53 J.Ford, DE 55 I.Foskey, LB 58 A.Orji, G 60 K.Hergel, G 69 C.Reed, WR 84 M.Tipton, TE 85 D.Holker, DT 95 J.Ridgeway, DE 98 P.Turner, DE 99 C.Young

Did Not Play

QB 2 K.Trask, G 64 R.Newman

Did Not Play

QB 3 J.Haener, OL 74 O.Udoh

Not Active

RB 1 R.White, WR 10 T.Palmer, WR 19 K.Johnson, S 29 C.Izien, C 62 G.Barton, TE 82 D.Culp

Not Active

QB 4 D.Carr, TE 7 T.Hill, LB 20 P.Werner, RB 25 K.Miller, C/G 51 C.Ruiz, OL 62 L.Patrick, DT 97 K.Boyce

Field Goals (made () & missed)

	C.McLaughlin (26)	B.Grupe (42) (29)						
			1	2	3	4	OT	Total
VISITOR:	Tampa Bay Buccaneers		17	7	7	20	0	51
HOME:	New Orleans Saints		0	27	0	0	0	27

Scoring Plays

Team	Qtr	Time	Play Description (Extra Point) (Drive Info)	Visitor	Home
Buccaneers	1	10:05	C.Godwin 4 yd. pass from B.Mayfield (C.McLaughlin kick) (8-74, 4:55)	7	0
Buccaneers	1	8:42	A.Winfield 58 yd. fumble return (C.McLaughlin kick)	14	0
Buccaneers	1	4:01	C.McLaughlin 26 yd. Field Goal (8-71, 3:56)	17	0
Saints	2	13:43	B.Grupe 42 yd. Field Goal (11-56, 5:18)	17	3
Saints	2	13:04	R.Shaheed 54 yd. punt return (B.Grupe kick)	17	10
Saints	2	9:00	B.Grupe 29 yd. Field Goal (6-17, 3:24)	17	13
Saints	2	8:37	B.Means 10 yd. pass from S.Rattler (B.Grupe kick) (1-10, 0:04)	17	20
Buccaneers	2	5:39	S.Tucker 36 yd. pass from B.Mayfield (C.McLaughlin kick) (6-76, 2:58)	24	20
Saints	2	2:47	A.Kamara 4 yd. run (B.Grupe kick) (7-70, 2:52)	24	27

National Football League Game Summary

NFL Copyright © 2024 by The National Football League. All rights reserved. This summary and play-by-play is for the express purpose of assisting media in their coverage of the game; any other use of this material is prohibited without the written permission of the National Football League.

Buccaneers	3	4:25	C.Godwin 55 yd. pass from B.Mayfield (C.McLaughlin kick) (7-92, 4:13)	31	27
Buccaneers	4	12:34	C.Otton 8 yd. pass from B.Mayfield (pass failed) (5-58, 2:21)	37	27
Buccaneers	4	5:33	B.Irving 1 yd. run (C.McLaughlin kick) (10-71, 6:03)	44	27
Buccaneers	4	1:55	S.Tucker 5 yd. run (C.McLaughlin kick) (6-64, 2:24)	51	27
Paid Attendance: 70,041				Time: 3:27	

Tampa Bay Buccaneers vs New Orleans Saints
10/13/2024 at Caesars Superdome

Final Individual Statistics

J.Gray	0	0	0	0	0	1	0	0	0	0
Total	3	1	1	-5	0	1	0	0	0	1

Tampa Bay Buccaneers vs New Orleans Saints
10/13/2024 at Caesars Superdome

Final Team Statistics

	Visitor Buccaneers	Home Saints
TOTAL FIRST DOWNS	31	19
By Rushing	13	3
By Passing	15	13
By Penalty	3	3
THIRD DOWN EFFICIENCY	6-10-60.0%	4-13-30.8%
FOURTH DOWN EFFICIENCY	0-0-0.0%	1-1-100.0%
TOTAL NET YARDS	594	303
Total Offensive Plays (inc. times thrown passing)	72	66
Average gain per offensive play	8.3	4.6
NET YARDS RUSHING	277	81
Total Rushing Plays	35	21
Average gain per rushing play	7.9	3.9
Tackles for a loss-number and yards	3-10	2-3
NET YARDS PASSING	317	222
Times thrown - yards lost attempting to pass	1-8	5-21
Gross yards passing	325	243
PASS ATTEMPTS-COMPLETIONS-HAD INTERCEPTED	36-24-3	40-22-2
Avg gain per pass play (inc.# thrown passing)	8.6	4.9
KICKOFFS Number-In End Zone-Touchbacks	9-8-8	6-4-0
PUNTS Number and Average	3-44.0	6-44.3
Had Blocked	0	0
FGs - PATs Had Blocked	0-0	0-0
Net Punting Average	25.3	42.3
TOTAL RETURN YARDAGE (Not Including Kickoffs)	12	106
No. and Yards Punt Returns	3-12	2-56
No. and Yards Kickoff Returns	6-153	1-25
No. and Yards Interception Returns	2-0	3-50
PENALTIES Number and Yards	12-86	7-70
FUMBLES Number and Lost	1-0	3-1
TOUCHDOWNS	7	3
Rushing	2	1
Passing	4	1
Fumbles	1	0
Punt Returns	0	1
EXTRA POINTS Made-Attempts	6-7	3-3
Kicking Made-Attempts	6-6	3-3
Passing Made-Attempts	0-1	0-0
FIELD GOALS Made-Attempts	1-1	2-2
RED ZONE EFFICIENCY	4-5-80%	2-4-50%
GOAL TO GO EFFICIENCY	3-3-100%	2-2-100%
SAFETIES	0	0
FINAL SCORE	51	27
TIME OF POSSESSION	34:02	25:58

Tampa Bay Buccaneers vs New Orleans Saints
10/13/2024 at Caesars Superdome

Ball Possession And Drive Chart

Tampa Bay Buccaneers

#	Time Recd	Time Lost	Time Poss	How Ball Obtained	Drive Began	# Play	Yds Gain	Yds Pen	Net Yds	1st Down	Last Scrm	How Given Up
1	15:00	10:05	4:55	Kickoff	TB 26	8	79	-5	74	5	* NO 4	Touchdown
2	7:57	4:01	3:56	Punt	TB 21	8	51	20	71	4	* NO 8	Field Goal
3	13:43	13:04	0:39	Kickoff	TB 24	3	0	-17	-17	0	TB 7	Punt
4	13:04	12:24	0:40	Kickoff	TB 25	2	8	-15	-7	0	TB 18	Interception
5	9:00	8:41	0:19	Kickoff	TB 28	2	0	0	0	0	TB 28	Interception
6	8:37	5:39	2:58	Kickoff	TB 24	6	86	-10	76	2	NO 36	Touchdown
7	2:47	1:41	1:06	Kickoff	TB 30	5	27	0	27	1	NO 43	Interception
8	0:46	0:00	0:46	Punt	TB 10	5	38	5	43	3	TB 36	End of Half
9	12:19	10:48	1:31	Punt	TB 8	3	6	0	6	0	TB 14	Punt
10	8:38	4:25	4:13	Punt	TB 8	7	92	0	92	4	TB 45	Touchdown
11	3:03	0:52	2:11	Punt	TB 33	3	9	-4	5	0	TB 38	Punt
12	14:55	12:34	2:21	Interception	TB 42	5	63	-5	58	4	* NO 8	Touchdown
13	11:36	5:33	6:03	Punt	TB 29	10	71	0	71	5	* NO 1	Touchdown
14	4:19	1:55	2:24	Interception	TB 36	6	64	0	64	3	* NO 5	Touchdown

(344) Average TB 25

New Orleans Saints

#	Time Recd	Time Lost	Time Poss	How Ball Obtained	Drive Began	# Play	Yds Gain	Yds Pen	Net Yds	1st Down	Last Scrm	How Given Up
1	10:05	8:42	1:23	Kickoff	NO 30	3	27	0	27	1	TB 48	Fumble
2	8:42	7:57	0:45	Kickoff	NO 30	3	7	0	7	0	NO 37	Punt
3	4:01	13:43	5:18	Kickoff	NO 20	11	56	0	56	3	TB 24	Field Goal
4	12:24	9:00	3:24	Interception	TB 28	6	11	6	17	1	* TB 11	Field Goal
5	8:41	8:37	0:04	Interception	TB 10	1	10	0	10	1	* TB 10	Touchdown
6	5:39	2:47	2:52	Kickoff	NO 30	7	70	0	70	3	* TB 4	Touchdown
7	1:41	0:46	0:55	Interception	NO 40	5	10	5	15	2	TB 45	Punt
8	15:00	12:19	2:41	Kickoff	NO 30	7	35	-15	20	2	50	Punt
9	10:48	8:38	2:10	Punt	NO 47	3	-3	0	-3	0	NO 44	Punt
10	4:25	3:03	1:22	Kickoff	NO 30	3	2	-5	-3	0	NO 27	Punt
11	0:52	14:55	0:57	Punt	NO 18	3	11	0	11	1	NO 29	Interception
12	12:34	11:36	0:58	Kickoff	NO 29	3	-5	0	-5	0	NO 24	Punt
13	5:33	4:19	1:14	Kickoff	NO 30	5	28	0	28	2	TB 42	Interception
14	1:55	0:00	1:55	Kickoff	NO 30	8	39	9	48	3	* TB 18	End of Game

(526) Average NO 38

* inside opponent's 20

Time of Possession by Quarter

		1st	2nd	3rd	4th	OT	Total
Visitor	Tampa Bay Buccaneers	8:51	6:28	7:55	10:48		34:02
Home	New Orleans Saints	6:09	8:32	7:05	4:12		25:58

Kickoff Drive No.-Start Average

Buccaneers: 6 - TB 26

Saints: 9 - NO 29

Tampa Bay Buccaneers vs New Orleans Saints
10/13/2024 at Caesars Superdome

Final Defensive Statistics

Tampa Bay Buccaneers	Regular Defensive Plays											Special Teams					Misc				
	TKL	AST	COMB	SK	/ YDS	TFL	Q	IN	PD	FF	FR	TKL	AST	FF	FR	BL	TKL	AST	FF	FR	
L.David	6	3	9	1	5	1	1	0	0	0	0	0	0	0	0	0	0	0	0	0	0
J.Whitehead	6	1	7	0	0	0	0	0	0	0	0	0	0	0	0	0	0	0	0	0	0
T.Smith	3	2	5	0	0	0	1	1	2	1	0	0	0	0	0	0	0	0	0	0	0
T.Funderburk	4	0	4	0	0	0	0	0	0	1	0	0	0	0	0	0	0	0	0	0	0
V.Vea	3	1	4	1	0	1	1	0	0	0	0	0	0	0	0	0	0	0	0	0	0
L.Hall	2	2	4	0	0	0	0	0	0	0	0	0	0	0	0	0	0	0	0	0	0
A.Winfield	0	4	4	0	0	0	1	0	1	0	1	0	0	0	0	0	0	0	0	0	0
Y.Diaby	2	1	3	0	0	0	0	0	0	0	0	0	0	0	0	0	0	0	0	0	0
W.Gholston	1	2	3	1	4	1	2	0	0	0	0	0	0	0	0	0	0	0	0	0	0
C.Braswell	0	3	3	0.5	4.5	0	2	0	0	0	0	0	0	0	0	0	0	0	0	0	0
K.Britt	0	3	3	0.5	4.5	0	1	0	0	0	0	0	0	0	0	0	0	0	0	0	0
C.Kancey	2	0	2	1	3	2	1	0	0	0	0	0	0	0	0	0	0	0	0	0	0
J.Russell	2	0	2	0	0	0	0	0	0	0	0	0	0	0	0	0	0	0	0	0	0
Z.McCollum	1	0	1	0	0	0	0	1	2	0	0	0	0	0	0	0	0	0	0	0	0
J.Dean	1	0	1	0	0	0	0	0	0	0	0	0	0	0	0	0	0	0	0	0	0
K.Merriweather	1	0	1	0	0	0	0	0	0	0	0	0	0	0	0	0	0	0	0	0	0
A.Nelson	0	1	1	0	0	0	0	0	0	0	0	1	0	0	0	0	0	0	0	0	0
J.Tryon	0	1	1	0	0	0	0	0	0	0	0	0	0	0	0	0	0	0	0	0	0
C.Brewer	0	0	0	0	0	0	0	0	1	0	0	0	0	0	0	0	0	0	0	0	0
T.Thomas	0	0	0	0	0	0	0	0	0	0	0	1	0	0	0	0	0	0	0	0	0
C.Otton	0	0	0	0	0	0	0	0	0	0	0	0	0	0	0	0	2	0	0	0	1
B.Irving	0	0	0	0	0	0	0	0	0	0	0	0	0	0	0	0	1	0	0	0	0
Total	34	24	58	5	21	5	10	2	6	2	1	2	0	0	0	0	3	0	0	0	1

TKL = Tackle AST = Assist COMB = Combined QH=QB Hit IN = Interception PD = Pass Defense FF = Forced Fumble FR = Fumble Recovery

Tampa Bay Buccaneers vs New Orleans Saints
10/13/2024 at Caesars Superdome

Final Defensive Statistics

New Orleans Saints	Regular Defensive Plays											Special Teams					Misc			
	TKL	AST	COMB	SK	/ YDS	TFL	QH	IN	PD	FF	FR	TKL	AST	FF	FR	BL	TKL	AST	FF	FR
P.Adebo	8	2	10	0	0	0	0	1	2	0	0	0	0	0	0	0	0	0	0	0
M.Lattimore	6	4	10	0	0	0	0	0	0	0	0	0	0	0	0	0	0	0	0	0
J.Howden	3	7	10	0	0	0	0	0	0	0	0	0	1	0	0	0	0	0	0	0
J.Abram	3	4	7	0	0	0	0	1	1	0	0	0	0	0	0	0	0	0	0	0
A.Taylor	4	2	6	0	0	1	0	0	1	0	0	0	0	0	0	0	0	0	0	0
D.Davis	3	3	6	0	0	0	0	0	0	0	0	0	0	0	0	0	0	0	0	0
W.Gay	3	1	4	1	8	1	1	0	2	0	0	0	0	0	0	0	0	0	0	0
K.McKinstry	3	0	3	0	0	0	0	0	1	0	0	0	0	0	0	0	0	0	0	0
N.Shepherd	2	1	3	0	0	1	0	0	0	0	0	0	0	0	0	0	0	0	0	0
C.Young	2	0	2	0	0	1	1	0	0	0	0	0	0	0	0	0	0	0	0	0
J.Gray	2	0	2	0	0	0	0	0	0	1	0	2	1	0	0	0	0	0	0	0
K.Saunders	2	0	2	0	0	0	0	0	0	0	0	0	0	0	0	0	0	0	0	0
C.Granderson	1	1	2	0	0	0	0	0	0	0	0	0	0	0	0	0	0	0	0	0
J.Ridgeway	1	1	2	0	0	0	0	0	0	0	0	0	0	0	0	0	0	0	0	0
T.Mathieu	1	0	1	0	0	0	0	0	0	0	0	0	0	0	0	0	0	0	0	0
C.Jordan	0	1	1	0	0	0	0	1	1	0	0	0	0	0	0	0	0	0	0	0
B.Bresee	0	1	1	0	0	0	0	0	1	0	0	0	0	0	0	0	0	0	0	0
C.Wilson	0	0	0	0	0	0	0	0	0	0	0	1	2	0	0	0	0	0	0	0
A.Orji	0	0	0	0	0	0	0	0	0	0	0	1	0	0	0	0	0	0	0	0
R.Payton	0	0	0	0	0	0	0	0	0	0	0	1	0	0	0	0	0	0	0	0
J.Ford	0	0	0	0	0	0	0	0	0	0	0	0	2	0	0	0	0	0	0	0
D.Jackson	0	0	0	0	0	0	0	0	0	0	0	0	1	0	0	0	0	0	0	0
P.Turner	0	0	0	0	0	0	0	0	0	0	0	0	1	0	0	0	0	0	0	0
Z.Wood	0	0	0	0	0	0	0	0	0	0	0	0	1	0	0	0	0	0	0	0
R.Shaheed	0	0	0	0	0	0	0	0	0	0	0	0	0	0	0	0	2	0	0	0
S.Rattler	0	0	0	0	0	0	0	0	0	0	0	0	0	0	0	0	0	0	0	1
Total	44	28	72	1	8	4	2	3	9	1	0	5	9	0	0	0	2	0	0	1

Tampa Bay Buccaneers vs New Orleans Saints
10/13/2024 at Caesars Superdome

First Half Summary

PERIOD SCORES

Buccaneers	17	7 = 24
Saints	0	27 = 27

TIME OF POSSESSION

Buccaneers	15:19
Saints	14:41

Scoring Plays

Team	Qtr	Time	Play Description (Extra Point) (Drive Info)	Visitor	Home
Buccaneers	1	10:05	C.Godwin 4 yd. pass from B.Mayfield (C.McLaughlin kick) (8-74, 4:55)	7	0
Buccaneers	1	8:42	A.Winfield 58 yd. fumble return (C.McLaughlin kick)	14	0
Buccaneers	1	4:01	C.McLaughlin 26 yd. Field Goal (8-71, 3:56)	17	0
Saints	2	13:43	B.Grupe 42 yd. Field Goal (11-56, 5:18)	17	3
Saints	2	13:04	R.Shaheed 54 yd. punt return (B.Grupe kick)	17	10
Saints	2	9:00	B.Grupe 29 yd. Field Goal (6-17, 3:24)	17	13
Saints	2	8:37	B.Means 10 yd. pass from S.Rattler (B.Grupe kick) (1-10, 0:04)	17	20
Buccaneers	2	5:39	S.Tucker 36 yd. pass from B.Mayfield (C.McLaughlin kick) (6-76, 2:58)	24	20
Saints	2	2:47	A.Kamara 4 yd. run (B.Grupe kick) (7-70, 2:52)	24	27

TOTAL FIRST DOWNS

Tampa Bay Buccaneers	15	New Orleans Saints	11
----------------------	----	--------------------	----

First Downs Rushing-Passing-by Penalty

2 - 11 - 2	2 - 7 - 2
------------	-----------

THIRD DOWN EFFICIENCY

3-5-60.0%	3-7-42.9%
-----------	-----------

TOTAL NET YARDS

289	196
-----	-----

Total Offensive Plays

38	34
----	----

NET YARDS RUSHING

57	56
----	----

NET YARDS PASSING

232	140
-----	-----

Gross Yards Passing

232	140
-----	-----

Times thrown-yards lost attempting to pass

0-0	1-0
-----	-----

Pass Attempts-Completions-Had Intercepted

30 - 19 - 3	17 - 11 - 0
-------------	-------------

Punts-Number and Average

1 - 47.0	2 - 38.5
----------	----------

Penalties-Number and Yards

9 - 63	4 - 45
--------	--------

Fumbles-Number and Lost

1 - 0	3 - 1
-------	-------

Red Zone Efficiency

1-2-50%	2-3-67%
---------	---------

Average Drive Start

TB 24	NO 45
-------	-------

Tampa Bay Buccaneers

New Orleans Saints

RUSHING									RUSHING								
	ATT	YDS	AVG	LG	TD		ATT	YDS	AVG	LG	TD		ATT	YDS	AVG	LG	TD
B.Irving	6	34	5.7	15	0	A.Kamara	10	30	3.0	7	1						
B.Mayfield	1	12	12.0	12	0	S.Rattler	3	21	7.0	16	0						
S.Tucker	1	11	11.0	11	0	J.Mims	1	5	5.0	5	0						
						R.Shaheed	1	2	2.0	2	0						
						Ja.Williams	1	-2	-2.0	-2	0						
Total	8	57	7.1	15	0	Total	16	56	3.5	16	1						
PASSING									PASSING								
	ATT	CMP	YDS	SK/YD	TD	LG	IN	RT		ATT	CMP	YDS	SK/YD	TD	LG	IN	RT
B.Mayfield	30	19	232	0/0	2	39	3	69.7	S.Rattler	17	11	140	1/0	1	41	0	109.9
Total	30	19	232	0/0	2	39	3	69.7	Total	17	11	140	1/0	1	41	0	109.9
PASS RECEIVING									PASS RECEIVING								
	TAR	REC	YDS	AVG	LG	TD			TAR	REC	YDS	AVG	LG	TD			
C.Godwin	11	9	63	7.0	21	1	B.Means	6	5	45	9.0	14	1				
S.Shepard	4	3	23	7.7	9	0	F.Moreau	2	2	54	27.0	41	0				
S.Tucker	2	2	51	25.5	36	1	A.Kamara	2	2	9	4.5	8	0				
M.Evans	5	2	34	17.0	22	0	J.Johnson	1	1	27	27.0	27	0				
R.Miller	1	1	39	39.0	39	0	C.Olave	1	1	5	5.0	5	0				
C.Otton	5	1	7	7.0	7	0	R.Shaheed	1	0	0	0.0	0	0				
B.Irving	1	1	6	6.0	6	0	M.Tipton	1	0	0	0.0	0	0				
T.Wirfs	0	0	9	0.0	9	0	C.Wilson	1	0	0	0.0	0	0				
J.McMillan	1	0	0	0.0	0	0											
Total	30	19	232	12.2	39	2	Total	15	11	140	12.7	41	1				

Tampa Bay Buccaneers

Regular Defensive Plays

Special Teams

Misc

First Quarter

10/13/2024

Play By Play

TB wins toss, elects to Receive, and NO elects to defend the South goal.

B.Grupe kicks 61 yards from NO 35 to TB 4. B.Irving to TB 26 for 22 yards (A.Orji, J.Ford).

Tampa Bay Buccaneers at 15:00, (1st play from scrimmage 14:56)

1-10-TB 26	(14:56) (Shotgun) B.Mayfield pass short middle to M.Evans to TB 38 for 12 yards (P.Adebo).	P1
<u>1-10-TB 38</u>	(14:18) <i>PENALTY on TB-T.Wirfs, False Start, 5 yards, enforced at TB 38 - No Play.</i>	
1-15-TB 33	(13:55) (Shotgun) B.Mayfield pass short left to C.Godwin to TB 41 for 8 yards (M.Lattimore).	
2-7-TB 41	(13:16) (Shotgun) B.Irving left tackle to TB 43 for 2 yards (W.Gay; C.Jordan).	
3-5-TB 43	(12:32) (Shotgun) B.Mayfield pass short right to C.Godwin to 50 for 7 yards (A.Taylor, P.Adebo).	P2
<u>1-10-50</u>	(12:10) (No Huddle, Shotgun) B.Mayfield pass short middle to S.Shepard to NO 41 for 9 yards (P.Adebo).	
2-1-NO 41	(11:33) B.Mayfield pass short left to M.Evans pushed ob at NO 19 for 22 yards (P.Adebo).	P3
<u>1-10-NO 19</u>	(10:51) B.Irving left end to NO 4 for 15 yards (M.Lattimore).	R4
<u>1-4-NO 4</u>	(10:08) (Shotgun) B.Mayfield pass short right to C.Godwin for 4 yards, TOUCHDOWN.	P5
	C.McLaughlin extra point is GOOD, Center-Z.Triner, Holder-J.Camarda.	

Timeout at 10:05.

TB 7 NO 0, 8 plays, 74 yards, 4:55 drive, 4:55 elapsed

J.Camarda kicks 65 yards from TB 35 to end zone, Touchback to the NO 30.

New Orleans Saints at 10:05

1-10-NO 30	(10:05) (Shotgun) S.Rattler pass short right to J.Johnson to TB 43 for 27 yards (J.Whitehead).	P1
<u>1-10-TB 43</u>	(9:31) S.Rattler FUMBLES (Aborted) at TB 46, and recovers at TB 48.	
2-15-TB 48	(8:54) (Shotgun) S.Rattler pass short right to C.Olave to TB 43 for 5 yards (T.Smith). FUMBLES (T.Smith), RECOVERED by TB-A.Winfield at TB 42. A.Winfield for 58 yards, TOUCHDOWN.	
	The Replay Official reviewed the pass completion ruling, and the play was Upheld. The ruling on the field stands.	

Tampa Bay Buccaneers at 8:42

C.McLaughlin extra point is GOOD, Center-Z.Triner, Holder-J.Camarda.

TB 14 NO 0, 0 plays, 58 yards, 0:00 drive, 6:18 elapsed

J.Camarda kicks 65 yards from TB 35 to end zone, Touchback to the NO 30.

New Orleans Saints at 8:42

1-10-NO 30	(8:42) (Shotgun) A.Kamara left guard to NO 37 for 7 yards (V.Vea).	
2-3-NO 37	(8:13) S.Rattler pass incomplete short right to C.Wilson.	
3-3-NO 37	(8:08) (Shotgun) S.Rattler pass incomplete short right to B.Means.	
4-3-NO 37	(8:05) M.Hayball punts 42 yards to TB 21, Center-Z.Wood. J.McMillan to TB 21 for no gain (R.Payton).	

Timeout at 07:57.

Tampa Bay Buccaneers at 7:57

1-10-TB 21	(7:57) B.Mayfield pass short middle to S.Shepard to TB 30 for 9 yards (D.Davis).	
2-1-TB 30	(7:16) B.Mayfield pass incomplete deep right to M.Evans.	
	<i>PENALTY on NO-P.Adebo, Defensive Pass Interference, 10 yards, enforced at TB 30 - No Play.</i>	X6
<u>1-10-TB 40</u>	(7:11) (Shotgun) B.Mayfield pass short left to C.Godwin to TB 44 for 4 yards (J.Howden, M.Lattimore).	
2-6-TB 44	(6:29) S.Tucker left tackle to NO 45 for 11 yards (M.Lattimore, J.Howden).	R7
	<i>PENALTY on NO-C.Granderson, Unnecessary Roughness, 15 yards, enforced at NO 45.</i>	X8
<u>1-10-NO 30</u>	(6:06) (Shotgun) B.Mayfield pass short right to S.Tucker pushed ob at NO 15 for 15 yards (W.Gay).	P9
<u>1-10-NO 15</u>	(5:17) <i>PENALTY on TB, Delay of Game, 5 yards, enforced at NO 15 - No Play.</i>	
1-15-NO 20	(4:57) (Shotgun) B.Mayfield pass incomplete short right to C.Otton (W.Gay).	
2-15-NO 20	(4:53) (Shotgun) B.Mayfield scrambles up the middle to NO 8 for 12 yards (T.Mathieu).	
3-3-NO 8	(4:09) (Shotgun) B.Mayfield pass incomplete short left to M.Evans (A.Taylor).	
4-3-NO 8	(4:04) C.McLaughlin 26 yard field goal is GOOD, Center-Z.Triner, Holder-J.Camarda.	

Timeout at 04:01.

TB 17 NO 0, 8 plays, 71 yards, 2 penalties, 3:56 drive, 10:59 elapsed

J.Camarda kicks 65 yards from TB 35 to landing zone to end zone, Touchback to the NO 20.

New Orleans Saints at 4:01

1-10-NO 20	(4:01) (Shotgun) A.Kamara left guard to NO 22 for 2 yards (T.Smith; C.Braswell).	
2-8-NO 22	(3:27) A.Kamara left end to NO 23 for 1 yard (W.Gholston; K.Britt).	

Tampa Bay Buccaneers vs New Orleans Saints at Caesars Superdome

3-7-NO 23 (2:49) (Shotgun) S.Rattler pass short right to B.Means pushed ob at NO 33 for 10 yards (Z.McCollum) [C.Braswell].

P2

1-10-NO 33 (2:20) S.Rattler pass short middle to B.Means to NO 41 for 8 yards (J.Dean). TB-J.Dean was injured during the play.

Timeout at 02:05.

2-2-NO 41 (1:59) (Shotgun) Ja.Williams left guard to NO 39 for -2 yards (V.Vea, W.Gholston).

3-4-NO 39 (1:20) (Shotgun) S.Rattler scrambles right end to TB 45 for 16 yards (L.David).

R3

1-10-TB 45 (:46) S.Rattler pass short right to F.Moreau to TB 32 for 13 yards (T.Smith; A.Winfield).

P4

1-10-TB 32 (:08) A.Kamara left tackle to TB 33 for -1 yards (C.Kancey).

END OF QUARTER

	Score	Time Poss	First Downs				Efficiencies	
			R	P	X	T	3 Down	4 Down
Tampa Bay Buccaneers	17	8:51	2	5	2	9	1/2	0/0
New Orleans Saints	0	6:09	1	3	0	4	2/3	0/0

Play By Play

Second Quarter

10/13/2024

New Orleans Saints continued.

** Injury Update: NO-C.Olave is Out of the game.

** Injury Update: TB-J.Dean is Out of the game.

2-11-TB 33 (15:00) (Shotgun) S.Rattler pass short left to A.Kamara to TB 25 for 8 yards (T.Funderburk). FUMBLES (T.Funderburk), ball out of bounds at TB 23.

3-3-TB 25 (14:26) (Shotgun) A.Kamara left guard to TB 24 for 1 yard (Y.Diaby).

4-2-TB 24 (13:47) **B.Grupe 42 yard field goal is GOOD, Center-Z.Wood, Holder-M.Hayball.**

Timeout at 13:43.

TB 17 NO 3, 11 plays, 56 yards, 5:18 drive, 1:17 elapsed

B.Grupe kicks 63 yards from NO 35 to TB 2. B.Irving to TB 24 for 22 yards (J.Gray).

Tampa Bay Buccaneers at 13:43, (1st play from scrimmage 13:38)1-10-TB 24 (13:38) *PENALTY on TB, Offensive Too Many Men on Field, 5 yards, enforced at TB 24 - No Play.*1-15-TB 19 (13:38) *PENALTY on TB-C.Otton, False Start, 5 yards, enforced at TB 19 - No Play.*

1-20-TB 14 (13:38) (Shotgun) B.Mayfield pass incomplete deep middle to M.Evans.

2-20-TB 14 (13:33) (Shotgun) B.Mayfield pass incomplete short right to C.Godwin.

3-20-TB 14 (13:27) (Shotgun) B.Mayfield pass short left to C.Godwin to TB 14 for no gain (D.Davis).

*PENALTY on TB-S.Shepard, Unnecessary Roughness, 7 yards, enforced at TB 14.*4-27-TB 7 (13:18) **J.Camarda punts 47 yards to NO 46, Center-Z.Triner. R.Shaheed for 54 yards, TOUCHDOWN.****New Orleans Saints at 13:04**

B.Grupe extra point is GOOD, Center-Z.Wood, Holder-M.Hayball.

TB 17 NO 10, 0 plays, 54 yards, 0:00 drive, 1:56 elapsed

B.Grupe kicks 65 yards from NO 35 to TB 0. S.Tucker to TB 25 for 25 yards (C.Wilson; J.Ford).

Tampa Bay Buccaneers at 13:04, (1st play from scrimmage 12:59)

1-10-TB 25 (12:59) B.Irving right tackle to TB 33 for 8 yards (J.Abram; J.Howden).

PENALTY on TB-S.Shepard, Unsportsmanlike Conduct, 15 yards, enforced at TB 33.

2-17-TB 18 (12:33) (Shotgun) B.Mayfield pass short right intended for M.Evans INTERCEPTED by P.Adebo at TB 33. P.Adebo to TB 13 for 20 yards (B.Irving).

*PENALTY on NO-A.Taylor, Unsportsmanlike Conduct, 15 yards, enforced at TB 13.***New Orleans Saints at 12:24**

1-10-TB 28 (12:24) S.Rattler scrambles right end to TB 23 for 5 yards (K.Britt; L.David).

2-5-TB 23 (11:50) A.Kamara left guard to TB 20 for 3 yards (L.David).

3-2-TB 20 (11:13) (Shotgun) A.Kamara left guard to TB 20 for no gain (Y.Diaby, J.Whitehead).

PENALTY on TB-C.Kancey, Defensive Holding, 6 yards, enforced at TB 20 - No Play.

1-10-TB 14 (10:57) (Shotgun) R.Shaheed right end to TB 12 for 2 yards (J.Whitehead).

2-8-TB 12 (10:18) (Shotgun) S.Rattler pass short left to A.Kamara to TB 11 for 1 yard (L.Hall).

3-7-TB 11 (9:40) (Shotgun) S.Rattler sacked at TB 11 for 0 yards (V.Vea).

4-7-TB 11 (9:03) **B.Grupe 29 yard field goal is GOOD, Center-Z.Wood, Holder-M.Hayball.**

Timeout at 09:00.

TB 17 NO 13, 6 plays, 17 yards, 1 penalty, 3:24 drive, 6:00 elapsed

Tampa Bay Buccaneers

** Injury Update: NO-T.Mathieu return is Questionable.

B.Grupe kicks 67 yards from NO 35 to TB -2. S.Tucker to TB 28 for 30 yards (C.Wilson).

Tampa Bay Buccaneers at 9:00, (1st play from scrimmage 8:55)

1-10-TB 28 (8:55) B.Mayfield pass incomplete short right to C.Godwin.

2-10-TB 28 (8:50) (Shotgun) B.Mayfield pass short middle intended for J.McMillan INTERCEPTED by J.Abram (W.Gay) at TB 40. J.Abram to TB 10 for 30 yards (C.Otton).

New Orleans Saints at 8:41

1-10-TB 10 (8:41) (Shotgun) S.Rattler pass short left to B.Means for 10 yards, TOUCHDOWN.

B.Grupe extra point is GOOD, Center-Z.Wood, Holder-M.Hayball.

Timeout at 08:37.

TB 17 NO 20, 1 plays, 10 yards, 0:04 drive, 6:23 elapsed

B.Grupe kicks 65 yards from NO 35 to TB 0. D.Williams to TB 24 for 24 yards (J.Howden; D.Jackson).

X5

P6

Tampa Bay Buccaneers vs New Orleans Saints at Caesars Superdome

Tampa Bay Buccaneers at 8:37, (1st play from scrimmage 8:30)

- 1-10-TB 24 (8:30) B.Irving left guard to TB 31 for 7 yards (C.Granderson; A.Taylor).
PENALTY on TB-L.Goedeke, Offensive Holding, 10 yards, enforced at TB 26.
- 1-18-TB 16 (8:12) (Shotgun) B.Mayfield pass short middle to C.Godwin to TB 21 for 5 yards (W.Gay).
- 2-13-TB 21 (7:29) (Shotgun) B.Mayfield pass short left to R.Miller pushed ob at NO 40 for 39 yards (M.Lattimore, J.Howden). P10
- 1-10-NO 40 (7:07) (Shotgun) B.Irving right guard to NO 42 for -2 yards (N.Shepherd).
- 2-12-NO 42 (6:28) (Shotgun) B.Mayfield pass short right to B.Irving to NO 36 for 6 yards (K.McKinstry).
- 3-6-NO 36 **(5:48) (Shotgun) B.Mayfield pass short right to S.Tucker for 36 yards, TOUCHDOWN.** P11
C.McLaughlin extra point is GOOD, Center-Z.Triner, Holder-J.Camarda.

Timeout at 05:39.

TB 24 NO 20, 6 plays, 76 yards, 2:58 drive, 9:21 elapsed

J.Camarda kicks 65 yards from TB 35 to end zone, Touchback to the NO 30.

New Orleans Saints at 5:39

- 1-10-NO 30 (5:39) J.Mims left tackle to NO 35 for 5 yards (L.Hall; V.Vea).
- 2-5-NO 35 (5:05) (Shotgun) S.Rattler pass incomplete short right to M.Tipton [T.Smith].
- 3-5-NO 35 (5:01) (Shotgun) S.Rattler pass short right to B.Means pushed ob at NO 49 for 14 yards (T.Smith). P7
- 1-10-NO 49 (4:37) (No Huddle) A.Kamara right guard to TB 48 for 3 yards (Y.Diaby; A.Winfield).
- 2-7-TB 48 (4:01) S.Rattler pass deep middle to F.Moreau to TB 7 for 41 yards (A.Winfield; J.Tryon). TB-Y.Diaby was injured during the play. P8
- 1-7-TB 7 (3:25) A.Kamara right guard to TB 4 for 3 yards (A.Nelson; A.Winfield).
- 2-4-TB 4 **(2:50) A.Kamara left guard for 4 yards, TOUCHDOWN.** R9
B.Grupe extra point is GOOD, Center-Z.Wood, Holder-M.Hayball. ** Injury Update: TB-Y.Diaby has returned to the game.

TB 24 NO 27, 7 plays, 70 yards, 2:52 drive, 12:13 elapsed
--

B.Grupe kicks 65 yards from NO 35 to TB 0. D.Williams to TB 30 for 30 yards (J.Gray; C.Wilson).

Tampa Bay Buccaneers at 2:47, (1st play from scrimmage 2:41)

- 1-10-TB 30 (2:41) (Shotgun) B.Mayfield pass incomplete short right to C.Otton.
- 2-10-TB 30 (2:35) (Shotgun) B.Mayfield pass short right to C.Godwin pushed ob at TB 36 for 6 yards (P.Adebo).
- 3-4-TB 36 (2:01) (Shotgun) B.Mayfield pass short middle to C.Godwin to NO 43 for 21 yards (K.McKinstry). NO-J.Abram was injured during the play. P12

Two-Minute Warning

- 1-10-NO 43 (1:55) (Shotgun) B.Mayfield pass incomplete short right to S.Shepard.
- 2-10-NO 43 (1:48) (Shotgun) B.Mayfield pass short middle intended for C.Otton INTERCEPTED by C.Jordan (B.Bresee) at NO 40. C.Jordan to NO 40 for no gain (C.Otton).

New Orleans Saints at 1:41

- 1-10-NO 40 (1:41) (Shotgun) S.Rattler pass incomplete short right to M.Tipton [C.Kancey].
PENALTY on TB-Z.McCollum, Defensive Holding, 5 yards, enforced at NO 40 - No Play. X10
- 1-10-NO 45 (1:37) (Shotgun) A.Kamara left end to TB 48 for 7 yards (L.David).
- 2-3-TB 48 (1:14) (No Huddle, Shotgun) S.Rattler pass short left to B.Means ran ob at TB 45 for 3 yards (T.Funderburk). P11
- 1-10-TB 45 (1:11) (Shotgun) S.Rattler pass incomplete short left.
- 2-10-TB 45 (1:05) (Shotgun) S.Rattler pass incomplete short right.
Timeout #1 by NO at 00:59.
- 3-10-TB 45 (:59) (Shotgun) S.Rattler pass incomplete deep middle to R.Shaheed (A.Winfield) [A.Winfield].
- 4-10-TB 45 (:54) M.Hayball punts 35 yards to TB 10, Center-Z.Wood, downed by NO-R.Payton.

Tampa Bay Buccaneers at 0:46

- 1-10-TB 10 (:46) (Shotgun) B.Irving left guard to TB 19 for 9 yards (K.McKinstry).
- 2-1-TB 19 (:24) (No Huddle, Shotgun) B.Mayfield pass short right to S.Shepard to TB 24 for 5 yards (P.Adebo). P13
Timeout #1 by TB at 00:19.
- 1-10-TB 24 (:19) (Shotgun) B.Mayfield pass incomplete deep right to C.Godwin (P.Adebo).
PENALTY on NO-C.Young, Defensive Offside, 5 yards, enforced at TB 24 - No Play.
- 1-5-TB 29 (:14) (Shotgun) B.Mayfield pass incomplete short middle to C.Otton (K.McKinstry) [C.Young].
- 2-5-TB 29 (:10) (Shotgun) B.Mayfield pass short right to C.Otton pushed ob at TB 36 for 7 yards (P.Adebo). P14
- 1-10-TB 36 (:06) (Shotgun) B.Mayfield pass short middle to C.Godwin to TB 44 for 8 yards. Lateral to T.Wirfs to NO 43 for 13 yards (J.Gray). FUMBLES P15
(J.Gray), recovered by TB-C.Otton at NO 47.
** Injury Update: NO-J.Abram return is Questionable.

Tampa Bay Buccaneers vs New Orleans Saints at Caesars Superdome

END OF QUARTER

		First Downs				Efficiencies	
	Time Poss	R	P	X	T	3 Down	4 Down
Tampa Bay Buccaneers	24 6:28	0	6	0	6	2/3	0/0
New Orleans Saints	27 8:32	1	4	2	7	1/4	0/0

Third Quarter

10/13/2024

Play By Play

NO elects to Receive, and TB elects to defend the South goal.

J.Camarda kicks 65 yards from TB 35 to end zone, Touchback to the NO 30.

New Orleans Saints at 15:00

1-10-NO 30	(15:00) S.Rattler pass short right to R.Shaheed to NO 41 for 11 yards (T.Funderburk).	P12
<u>1-10-NO 41</u>	(14:27) A.Kamara right tackle to NO 42 for 1 yard (L.David; L.Hall).	
2-9-NO 42	(13:53) (Shotgun) S.Rattler pass incomplete deep right to R.Shaheed (Z.McCollum).	
3-9-NO 42	(13:47) (Shotgun) S.Rattler pass deep middle to J.Johnson to TB 39 for 19 yards (J.Whitehead).	P13
<u>1-10-TB 39</u>	(13:14) S.Rattler pass incomplete short right to B.Means.	
2-10-TB 39	(13:10) A.Kamara left guard to TB 35 for 4 yards (J.Whitehead).	
3-6-TB 35	(12:29) (Shotgun) S.Rattler pass short right to B.Means to TB 30 for 5 yards (T.Smith). FUMBLES (T.Smith), RECOVERED by TB-Z.McCollum at TB 29. Z.McCollum to TB 35 for 6 yards (C.McGovern). <i>PENALTY on NO-C.McGovern, Face Mask, 15 yards, enforced at TB 35.</i>	
	The Replay Official reviewed the pass completion ruling, and the play was REVERSED. (Shotgun) S.Rattler pass incomplete short right to B.Means (T.Smith). <i>PENALTY on NO-C.McGovern, Face Mask, 15 yards, enforced at TB 35.</i>	
4-21-50	(12:25) M.Hayball punts 42 yards to TB 8, Center-Z.Wood, fair catch by J.McMillan. ** Injury Update: NO-J.Abram has returned to the game.	

Tampa Bay Buccaneers at 12:19

1-10-TB 8	(12:19) B.Mayfield pass short right to C.Godwin pushed ob at TB 15 for 7 yards (A.Taylor).
2-3-TB 15	(11:43) B.Irving right end to TB 14 for -1 yards (A.Taylor).
3-4-TB 14	(11:01) (Shotgun) B.Mayfield pass incomplete deep left to M.Evans (P.Adebo).
4-4-TB 14	(10:56) J.Camarda punts 41 yards to NO 45, Center-Z.Triner. R.Shaheed to NO 47 for 2 yards (T.Thomas).

Timeout at 10:48.

New Orleans Saints at 10:48

1-10-NO 47	(10:48) S.Rattler sacked at NO 38 for -9 yards (sack split by K.Britt and C.Braswell).
2-19-NO 38	(10:09) (Shotgun) S.Rattler sacked at NO 35 for -3 yards (C.Kancey).
3-22-NO 35	(9:29) (Shotgun) Ja.Williams up the middle to NO 44 for 9 yards (L.David).
4-13-NO 44	(8:45) M.Hayball punts 48 yards to TB 8, Center-Z.Wood, fair catch by J.McMillan.

Timeout at 08:38.

Tampa Bay Buccaneers at 8:38

1-10-TB 8	(8:38) S.Tucker right guard to TB 14 for 6 yards (K.Saunders).	
2-4-TB 14	(8:02) B.Mayfield pass short right to S.Tucker pushed ob at TB 19 for 5 yards (P.Adebo).	P16
<u>1-10-TB 19</u>	(7:25) S.Tucker right guard to TB 21 for 2 yards (K.Saunders).	
2-8-TB 21	(6:44) (Shotgun) B.Mayfield scrambles right tackle to TB 30 for 9 yards (J.Abram).	R17
<u>1-10-TB 30</u>	(6:02) S.Tucker left guard to TB 40 for 10 yards (M.Lattimore; J.Howden).	R18
<u>1-10-TB 40</u>	(5:18) B.Irving right end to TB 45 for 5 yards (P.Adebo; J.Howden).	
2-5-TB 45	(4:37) B.Mayfield pass short right to C.Godwin for 55 yards, TOUCHDOWN.	P19
	C.McLaughlin extra point is GOOD, Center-Z.Triner, Holder-J.Camarda.	

Timeout at 04:25.

TB 31 NO 27, 7 plays, 92 yards, 4:13 drive, 10:35 elapsed

J.Camarda kicks 65 yards from TB 35 to end zone, Touchback to the NO 30.

New Orleans Saints at 4:25

1-10-NO 30	(4:25) S.Rattler pass incomplete short right to A.Kamara.
2-10-NO 30	(4:20) (Shotgun) S.Rattler pass short right to A.Kamara to NO 32 for 2 yards (J.Whitehead, L.David).
3-8-NO 32	(3:42) (Shotgun) S.Rattler pass short middle to J.Johnson pushed ob at TB 38 for 30 yards (A.Winfield). <i>PENALTY on NO, Illegal Shift, 5 yards, enforced at NO 32 - No Play.</i>
3-13-NO 27	(3:16) (Shotgun) S.Rattler pass incomplete short left to A.Kamara.
4-13-NO 27	(3:12) M.Hayball punts 41 yards to TB 32, Center-Z.Wood. J.McMillan to TB 33 for 1 yard (J.Gray).

Timeout at 03:03.

Tampa Bay Buccaneers at 3:03

1-10-TB 33	(3:03) S.Shepard left end pushed ob at TB 42 for 9 yards (A.Taylor).
2-1-TB 42	(2:25) B.Mayfield sacked at TB 34 for -8 yards (W.Gay).
3-9-TB 34	(1:43) (Shotgun) B.Mayfield scrambles right end to TB 42 for 8 yards (C.Granderson, B.Brese). TB-B.Mayfield was injured during the play.

Tampa Bay Buccaneers vs New Orleans Saints at Caesars Superdome

4-1-TB 42 (1:07) J.Camarda punts 49 yards to NO 9, Center-Z.Triner. R.Shaheed to NO 9 for no gain (T.Thomas).

PENALTY on TB-A.Grier, Illegal Formation, 4 yards, enforced at TB 42 - No Play.

4-5-TB 38 (:59) J.Camarda punts 44 yards to NO 18, Center-Z.Triner, out of bounds.

New Orleans Saints at 0:52

1-10-NO 18 (:52) S.Rattler scrambles left guard to NO 24 for 6 yards (L.Hall).

2-4-NO 24 (:19) A.Kamara left guard to NO 29 for 5 yards (Y.Diaby).

R14

END OF QUARTER

	Score	Time Poss	First Downs				Efficiencies	
			R	P	X	T	3 Down	4 Down
Tampa Bay Buccaneers	31	7:55	2	2	0	4	0/2	0/0
New Orleans Saints	27	7:05	1	2	0	3	1/4	0/0

Fourth Quarter

10/13/2024

Play By Play

New Orleans Saints continued.

1-10-NO 29 (15:00) S.Rattler pass deep right intended for R.Shaheed INTERCEPTED by Z.McCollum [W.Gholston] at TB 42. Z.McCollum to TB 42 for no gain (R.Shaheed).

Tampa Bay Buccaneers at 14:55

1-10-TB 42 (14:55) (Shotgun) B.Irving left end pushed ob at NO 27 for 31 yards (M.Lattimore). ** Injury Update: TB-B.Mayfield has returned to the game. R20

1-10-NO 27 (14:11) S.Tucker left end pushed ob at NO 9 for 18 yards (J.Abram). R21

PENALTY on NO-J.Abram, Unnecessary Roughness, 5 yards, enforced at NO 9. X22

Timeout #1 by NO at 13:51.

1-4-NO 4 (13:51) B.Irving right end to NO 3 for 1 yard (J.Howden, N.Shepherd).

2-3-NO 3 (13:11) (Shotgun) B.Mayfield pass incomplete short right to C.Godwin.

PENALTY on TB-S.Shepard, Offensive Pass Interference, 10 yards, enforced at NO 3 - No Play.

2-13-NO 13 (13:07) (Shotgun) S.Shepard left end pushed ob at NO 8 for 5 yards (J.Howden).

3-8-NO 8 (12:40) (Shotgun) B.Mayfield pass short left to C.Otton for 8 yards, TOUCHDOWN. P23

TWO-POINT CONVERSION ATTEMPT. B.Mayfield pass to B.Irving is complete. ATTEMPT FAILS.

Timeout at 12:34.

TB 37 NO 27, 5 plays, 58 yards, 1 penalty, 2:21 drive, 2:26 elapsed

Tampa Bay Buccaneers

** Injury Update: NO-T.Mathieu is Out of the game.

J.Camarda kicks 61 yards from TB 35 to NO 4. R.Shaheed to NO 29 for 25 yards (A.Nelson).

New Orleans Saints at 12:34, (1st play from scrimmage 12:29)

1-10-NO 29 (12:29) S.Rattler sacked at NO 24 for -5 yards (L.David). TB-C.Braswell was injured during the play.

2-15-NO 24 (11:58) (Shotgun) S.Rattler pass incomplete short right to A.Kamara.

3-15-NO 24 (11:54) (Shotgun) S.Rattler pass incomplete deep left to R.Shaheed.

4-15-NO 24 (11:49) M.Hayball punts 58 yards to TB 18, Center-Z.Wood. J.McMillan to TB 29 for 11 yards (P.Turner; Z.Wood).

Timeout at 11:36.

Tampa Bay Buccaneers at 11:36

1-10-TB 29 (11:36) S.Tucker left guard to TB 33 for 4 yards (J.Ridgeway, D.Davis).

2-6-TB 33 (10:55) (Shotgun) S.Shepard left end pushed ob at NO 43 for 24 yards (J.Abram). R24

1-10-NO 43 (10:10) S.Tucker left tackle to NO 30 for 13 yards (J.Abram; M.Lattimore). R25

1-10-NO 30 (9:28) (Shotgun) S.Tucker left end pushed ob at NO 22 for 8 yards (P.Adebo).

2-2-NO 22 (8:49) B.Irving right guard to NO 20 for 2 yards (N.Shepherd). R26

1-10-NO 20 (8:08) S.Shepard left end to NO 27 for -7 yards (C.Young).

Timeout #1 by TB at 07:25.

2-17-NO 27 (7:24) B.Irving left tackle to NO 26 for 1 yard (D.Davis).

3-16-NO 26 (6:45) (Shotgun) B.Mayfield pass short left to B.Irving to NO 8 for 18 yards (M.Lattimore; J.Abram). P27

1-8-NO 8 (5:59) B.Irving right guard to NO 1 for 7 yards (A.Taylor; J.Abram).

2-1-NO 1 (5:37) B.Irving left guard for 1 yard, TOUCHDOWN. R28

C.McLaughlin extra point is GOOD, Center-Z.Triner, Holder-J.Camarda.

TB 44 NO 27, 10 plays, 71 yards, 6:03 drive, 9:27 elapsed

J.Camarda kicks 65 yards from TB 35 to end zone, Touchback to the NO 30. ** Injury Update: TB-C.Braswell has returned to the game.

New Orleans Saints at 5:33

1-10-NO 30 (5:33) (Shotgun) S.Rattler pass short left to M.Tipton to NO 45 for 15 yards (T.Smith). P15

1-10-NO 45 (5:11) (No Huddle, Shotgun) S.Rattler pass short left to A.Kamara to TB 48 for 7 yards (L.David).

2-3-TB 48 (4:50) (No Huddle, Shotgun) S.Rattler pass short right to A.Kamara to TB 42 for 6 yards (C.Braswell; J.Whitehead). P16

1-10-TB 42 (4:29) (No Huddle, Shotgun) S.Rattler pass incomplete deep right to R.Shaheed.

2-10-TB 42 (4:25) (Shotgun) S.Rattler pass short left intended for R.Shaheed INTERCEPTED by T.Smith at TB 36. T.Smith pushed ob at TB 36 for no gain (R.Shaheed).

Tampa Bay Buccaneers at 4:19

1-10-TB 36 (4:19) (Shotgun) S.Tucker right guard to NO 28 for 36 yards (J.Gray). R29

1-10-NO 28 (3:30) S.Tucker right guard to NO 25 for 3 yards (J.Howden; D.Davis).

2-7-NO 25 (2:48) S.Tucker left tackle to NO 25 for no gain (C.Young, J.Ridgeway).

Timeout #2 by NO at 02:41.

Tampa Bay Buccaneers vs New Orleans Saints at Caesars Superdome

3-7-NO 25 (2:41) (Shotgun) S.Tucker left tackle to NO 13 for 12 yards (M.Lattimore). R30

Timeout #3 by NO at 02:22.

1-10-NO 13 (2:22) S.Tucker right guard to NO 5 for 8 yards (D.Davis; J.Howden).

Two-Minute Warning

2-2-NO 5 **(2:00) S.Tucker left end for 5 yards, TOUCHDOWN.** R31

C.McLaughlin extra point is GOOD, Center-Z.Triner, Holder-J.Camarda.

TB 51 NO 27, 6 plays, 64 yards, 2:24 drive, 13:05 elapsed

J.Camarda kicks 65 yards from TB 35 to end zone, Touchback to the NO 30.

New Orleans Saints at 1:55

1-10-NO 30 (1:55) (Shotgun) S.Rattler pass incomplete short right to J.Mims.

2-10-NO 30 (1:52) (Shotgun) S.Rattler pass short middle to J.Mims to NO 40 for 10 yards (J.Whitehead). P17

1-10-NO 40 (1:32) (No Huddle, Shotgun) S.Rattler pass short left to C.Wilson pushed ob at NO 43 for 3 yards (T.Funderburk).

2-7-NO 43 (1:27) (Shotgun) S.Rattler pass incomplete short left to J.Mims (C.Brewer).

3-7-NO 43 (1:22) (Shotgun) S.Rattler pass short right to J.Johnson to NO 45 for 2 yards (J.Russell).

4-5-NO 45 (:55) (No Huddle, Shotgun) S.Rattler pass short middle to C.Wilson to TB 30 for 25 yards (K.Merriweather). P18

1-10-TB 30 (:31) (No Huddle, Shotgun) S.Rattler pass incomplete deep middle to J.Johnson.

PENALTY on TB-J.Russell, Defensive Pass Interference, 9 yards, enforced at TB 30 - No Play.

Penalty on TB-J.Ramirez, Defensive Offside, declined. X19

1-10-TB 21 (:28) (Shotgun) S.Rattler pass short right to J.Mims to TB 18 for 3 yards (J.Russell).

2-7-TB 18 (:09) (No Huddle, Shotgun) S.Rattler sacked at TB 22 for -4 yards (W.Gholston).

END OF QUARTER

		Time	First Downs				Efficiencies	
	Score	Poss	R	P	X	T	3 Down	4 Down
Tampa Bay Buccaneers	51	10:48	9	2	1	12	3/3	0/0
New Orleans Saints	27	4:12	0	4	1	5	0/2	1/1

Miscellaneous Statistics Report

Tampa Bay Buccaneers vs New Orleans Saints
10/13/2024 at Caesars Superdome

Ten Longest Plays for Tampa Bay Buccaneers

Yards	Qtr	Play Start	Play Description
55	3	2-5-TB 45	(4:37) B.Mayfield pass short right to C.Godwin for 55 yards, TOUCHDOWN.
39	2	2-13-TB 21	(7:29) (Shotgun) B.Mayfield pass short left to R.Miller pushed ob at NO 40 for 39 yards (M.Lattimore, J.Howden).
36	2	3-6-NO 36	(5:48) (Shotgun) B.Mayfield pass short right to S.Tucker for 36 yards, TOUCHDOWN.
36	4	1-10-TB 36	(4:19) (Shotgun) S.Tucker right guard to NO 28 for 36 yards (J.Gray).
31	4	1-10-TB 42	(14:55) (Shotgun) B.Irving left end pushed ob at NO 27 for 31 yards (M.Lattimore). ** Injury Update: TB-B.Mayfield has returned to the game.
26	1	2-6-TB 44	(6:29) S.Tucker left tackle to NO 45 for 11 yards (M.Lattimore, J.Howden). PENALTY on NO-C.Granderson, Unnecessary Roughness, 15 yards, enforced at NO 45.
24	4	2-6-TB 33	(10:55) (Shotgun) S.Shepard left end pushed ob at NO 43 for 24 yards (J.Abram).
23	4	1-10-NO 27	(14:11) S.Tucker left end pushed ob at NO 9 for 18 yards (J.Abram). PENALTY on NO-J.Abram, Unnecessary Roughness, 5 yards, enforced at NO 9.
22	1	2-1-NO 41	(11:33) B.Mayfield pass short left to M.Evans pushed ob at NO 19 for 22 yards (P.Adebo).
21	2	3-4-TB 36	(2:01) (Shotgun) B.Mayfield pass short middle to C.Godwin to NO 43 for 21 yards (K.McKinstry). NO-J.Abram was injured during the play.

Ten Longest Plays for New Orleans Saints

Yards	Qtr	Play Start	Play Description
41	2	2-7-TB 48	(4:01) S.Rattler pass deep middle to F.Moreau to TB 7 for 41 yards (A.Winfield; J.Tryon). TB-Y.Diaby was injured during the
27	1	1-10-NO 30	(10:05) (Shotgun) S.Rattler pass short right to J.Johnson to TB 43 for 27 yards (J.Whitehead).
25	4	4-5-NO 45	(:55) (No Huddle, Shotgun) S.Rattler pass short middle to C.Wilson to TB 30 for 25 yards (K.Merriweather).
19	3	3-9-NO 42	(13:47) (Shotgun) S.Rattler pass deep middle to J.Johnson to TB 39 for 19 yards (J.Whitehead).
16	1	3-4-NO 39	(1:20) (Shotgun) S.Rattler scrambles right end to TB 45 for 16 yards (L.David).
15	4	1-10-NO 30	(5:33) (Shotgun) S.Rattler pass short left to M.Tipton to NO 45 for 15 yards (T.Smith).
14	2	3-5-NO 35	(5:01) (Shotgun) S.Rattler pass short right to B.Means pushed ob at NO 49 for 14 yards (T.Smith).
13	1	1-10-TB 45	(:46) S.Rattler pass short right to F.Moreau to TB 32 for 13 yards (T.Smith; A.Winfield).
11	3	1-10-NO 30	(15:00) S.Rattler pass short right to R.Shaheed to NO 41 for 11 yards (T.Funderburk).
10	1	3-7-NO 23	(2:49) (Shotgun) S.Rattler pass short right to B.Means pushed ob at NO 33 for 10 yards (Z.McCollum) [C.Braswell].

Touchdown Scoring Information

		Offense	Defense	Special Teams
VISITOR	Tampa Bay Buccaneers	6	1	0
HOME	New Orleans Saints	2	0	1

Player Scoring Information

Club	Player	TD	Rush TD	Rec TD	KO TD	Punt TD	Int TD	Fum TD	Misc TD	FG	XP	2Pt Rush	2Pt Rec	Sfty	Points
TB	S.Tucker	0	1	1	0	0	0	0	0	0	0	0	0	0	12
TB	C.Godwin	0	0	2	0	0	0	0	0	0	0	0	0	0	12
TB	C.McLaughlin	0	0	0	0	0	0	0	0	1	6	0	0	0	9
TB	B.Irving	0	1	0	0	0	0	0	0	0	0	0	0	0	6
TB	C.Otton	0	0	1	0	0	0	0	0	0	0	0	0	0	6
TB	A.Winfield	0	0	0	0	0	0	1	0	0	0	0	0	0	6
NO	B.Grupe	0	0	0	0	0	0	0	0	2	3	0	0	0	9
NO	A.Kamara	0	1	0	0	0	0	0	0	0	0	0	0	0	6
NO	B.Means	0	0	1	0	0	0	0	0	0	0	0	0	0	6
NO	R.Shaheed	0	0	0	0	1	0	0	0	0	0	0	0	0	6

Possession Detail

	First Half		Second Half		Game	
	Visitor	Home	Visitor	Home	Visitor	Home
Largest Lead	17	3	24	0	24	3
Drives Leading	4	2	4	2	8	4
Time of Possession Leading	5:34	0:59	12:59	4:51	18:33	5:50
Largest Deficit	-3	-17	0	-24	-3	-24
Drives Trailing	3	5	2	5	5	10
Time of Possession Trailing	4:50	13:42	5:44	6:26	10:34	20:08
Times Score Tied Up		0		0		0
Lead Changes		4		1		5



POSTGAME NOTES & QUOTES

NEW ORLEANS SAINTS

NEW ORLEANS SAINTS VS TAMPA BAY BUCCANEERS, SUNDAY, OCT. 13, 2024 • CAESARS SUPERDOME SAINTS POSTGAME NOTES

- The Saints fell to the Tampa Bay Buccaneers 51-27 on Sunday. New Orleans returns to action on Thursday Night Football on Amazon Prime (can also be viewed on WDSU 6 locally) against the Denver Broncos. Kickoff is scheduled for 7:15 pm C.T.
- After initially falling behind 17-0 in the contest, New Orleans scored all of their 27 points in the second quarter. The 27 points scored in the second quarter was the second-highest total by the Saints in a second quarter all-time, behind the 28 scored in the second quarter at Cincinnati on November 11, 2018.
- New Orleans tied a season-high from their season opener vs. Carolina, with three takeaways, including a season-high three interceptions.
- Making his NFL debut, rookie QB **Spencer Rattler** finished 22-of-40 for 243 yards with one touchdown and two interceptions, while adding 27 rushing yards on four carries.
- His touchdown strike was to fellow rookie WR **Bub Means**. The connection marked the first time a rookie QB making his first NFL start threw a TD pass to a rookie for their first career touchdown reception since September 28, 2014 (Blake Bortles to TE Nic Jacobs, Jacksonville Jaguars).
- RB **Alvin Kamara** led the Saints backfield with 13 carries for 40 yards and a touchdown while adding five receptions for 24 yards receiving. The score extended his team record 85 career touchdowns and moved him into a tie for 57th place in NFL history with Pro Football Hall of Fame WR Tommy McDonald (Class of 1998) and WR Mark Clayton.
- The score also marked the 60th rushing touchdown of his career, moving into a tie for 53rd place all-time with Terrell Davis (Pro Football Hall of Fame Class of 2017), Ahman Green and Brandon Jacobs.

- Kamara's five grabs brings his career total to 533, now third in franchise history.
- Rookie wideout Bub Means had the most productive game of his young career against Tampa Bay seeing a more extensive role after Chris Olave suffered a concussion, finishing with five grabs for 45 yards, including his first career score from Rattler on a ten-yard connection.
- TEs **Juwan Johnson** and **Foster Moreau** were effective for the Saints offense in the first half. Johnson finished with three receptions for 48 yards (16.0 avg) while Moreau hauled in both of his targets for 54 yards, including the team's longest play of the day, a 41-yard reception from Rattler.
- WR/RS **Rashid Shaheed** added one reception for 11 yards and was huge on special teams, adding a kickoff return for 25 yards and two punt returns for 56 yards, including a 54-yard return for a touchdown in the first half for 92 all-purpose yards. With the score, Shaheed became the third Saint to have multiple punt return touchdowns in their Saints career, joining Reggie Bush (four) and Tyrone Hughes (two).
- Shaheed now has 665 career punt return yards. On Sunday, he surpassed former Saints Mel Gray and Darren Sproles to move into sixth all-time in club record books.
- Making his 50th start of his career Sunday, CB **Paulson Adebo** tied for a team-high ten tackles while adding two passes defensed and an interception returned for 20 yards, his tenth career pick.
- CB **Marshon Lattimore** had a season-high ten stops (six solo). DB **Jordan Howden** also tied for the team lead with ten stops (three solo) to tie a career-high, adding one assisted special teams stop.
- S **Johnathan Abram** added seven tackles (three solo), one pass defense and an interception returned for a career-long 30 yards.
- LB **Willie Gay Jr.** returned from injury against the Bucs and finished with four tackles, one sack for a loss of eight yards and two pass breakups.
- DE **Cameron Jordan** added one tackle, one pass defense and an interception for the Saints defense. The pick was his third in his career and his first since the 2017 season.

- CB **Alontae Taylor** added six tackles (four solo), including one stop for loss and one pass breakup.
- DB **J.T. Gray** had a game-high three special teams stops (two solo), extending his team-leading total to 13 on the season, 80 for his career. He now has more than his totals in 2023 (11) and 2022 (12) in just six games this season. Gray also finished with a career-high two solo defensive stops and the first defensive forced fumble of his career.
- P **Matthew Hayball** punted six times for 266 yards (44.3 gross avg), including three downed inside the 20-yard line and his season-long of 58 yards to give him a 42.3 net.
- K **Blake Grupe** drilled field goals of 42- and 29 yards and made all three PATs. Grupe has made all ten field goal attempts on the season for a club-best 47 points.



POSTGAME NOTES & QUOTES

NEW ORLEANS SAINTS

TAMPA BAY BUCCANEERS VS. NEW ORLEANS SAINTS SUNDAY, OCT. 13, 2024 • CAESARS SUPERDOME SAINTS HEAD COACH DENNIS ALLEN

(Opening Statement) “Just a couple of injury deals to make you guys aware of. Chris Olave is in the concussion protocol, and Tyrann Mathieu had a forearm injury and did not return to the game. Those are the injuries that I am aware of to this point. I am thoroughly disappointed in the game. It was not acceptable. It was not good enough. It wasn’t good enough from a coaching standpoint. It wasn’t good enough from a playing standpoint. We’ve got a lot of getting better to do, and we’ve got a short time to do it. We need to get some guys healthy, but we’ve got to play better than we did today in all areas.”

(On the defensive issues throughout the game) “We didn’t tackle. I think that was the biggest thing. I thought our tackling was atrocious in the game. When you don’t tackle, you give up explosive plays, you give up big plays. It just kind of snowballed on us a little bit, but it was not good enough.”

(On the yardage given up) “We have to tackle better. I thought that was the biggest thing in the game. We didn’t tackle in the game. Look, make no mistake about it, when it comes to the defense, that’s on me. I have to do a better job with our guys. I have to make sure we understand what we’re doing. If we have to do more tackling drills or if we have to – whatever the case may be, but it was not a good defensive performance at all. That needs to be an area that we can count on. It’s been an area that we can count on, but right now it’s not.”

(On Spencer Rattler’s Performance) “Overall, I thought he did some good things. There were some encouraging things, some things he’s going to learn from, from a mistake standpoint on his part. I don’t think we did enough around him to help him. It was hard for us to be able to run the football. I thought they really won the interior part of the line of scrimmage, really probably on both sides of the ball on the line of scrimmage. I thought he did some things really well early in the game, in particular the first half. In the second half, it kind of went on. I thought they started pressuring him a little bit more. We weren’t able to be as good in protection, which made it a little more challenging for him.”

(On any commonalities in the problems with the tackling) “Part of it is angles. It’s technique. It’s wrapping up. There are a lot of fundamental things that were not good enough with tackling. I think it starts with leverage and angles. That’s where it starts, then the fundamentals of actually making a tackle. We have to do a better job of wrapping up, but that’s two weeks in a row that we haven’t done a good job of tackling. That’s probably our biggest concern. You talk about explosive plays, and a lot of those come on underneath plays that become explosive plays.”

(On if the tackling can be resolved ahead of Thursday’s game against the Broncos) “It’s something we better fix in four days.”

(On if there is a reason why defense has been struggling) “I don’t really know. You know what I mean? I don’t have that answer right now as to what that challenge is. One of the areas it starts with is being able to put yourself in a position to be able to get off the field. When you get off the field, you play less plays. I think that’s part of our issue too.”

(On tackling technique versus effort) “I think it’s a combination of both. I think later on in the game, we could have attacked the ball carrier a little more. We will look at the tape, but it was not good enough. I have to do a better job.”

(On how to refocus on Thursday night) “You’re probably a little too early to ask me that question.”

(On the mindset of the team amid the injuries) “It’s challenging, but we can’t sit here and sulk and moan. We have to figure out how we’re going to get better. I told the team we have to get better, and have a short period of time to do it. Everybody needs to look at themselves – coaches, players, everybody –

and make sure we're doing everything we possibly can to get this thing going in the right direction because right now, it's not where we want it to be."

(On the effort of the team) "I'm saying we missed a lot of tackles, and need to do a better job of tackling."

(On coaching and schematic changes) "We made a couple of changes as the game went on in terms of how we were setting up front in terms of how we were setting up front to try to deal with some of the run plays we were getting. We played poorly, and when you do that, obviously you have to look at yourself as a coach, myself, all the coordinators, position coaches. I think we all need to look at ourselves and see how we can be better. That's what we will do this week."

(On Jonathan Abram's attempt to call a timeout) "The officials didn't see it. It happened right about the time the snap was being made. I don't think anyone really saw it in time to get the timeout called."

(On the decision to stick with the corners on the sides) "We matched them the first game last year, and then the second game, we didn't match. I think we have confidence in our guys. I didn't feel like that was the challenge today. I felt the challenge was the underneath throws that became long plays and the running plays that became long plays because we didn't do as good of a job getting them (to the) ground as we needed to."

(On the pressure) "There was a lot to be frustrated about. There are not a lot of areas – other than having three takeaways in the game – there weren't a lot of areas defensively we can say were good. I want to go back to the drawing board and figure out how we can be better."

(On the team morale's on the sideline) "I think all the way through the first half, our guys were in it, our guys were excited (and) our guys kept battling. Even with losing guys like Chris Olave, who I think's an important part of what we do, and Tyrann Mathieu and some of those guys, I thought our guys fought. There was a lot of energy in the building at that time. It really didn't start to snowball until the second half."

(On his extra advice for Spencer Rattler ahead of his first start) "Nothing other than just go out there and play. You know what I mean? Let's don't put too much pressure on this deal. Just go out and do what you've been doing since you were (points) that high (young). Then go have fun doing it. Look, I thought early on in the game, I thought he did some really good things. I think as the game went on, the score changed and things became more difficult."

(On if he will stick with starting Rattler at quarterback) "Yeah, that's my intention."



POSTGAME NOTES & QUOTES

NEW ORLEANS SAINTS

TAMPA BAY BUCCANEERS VS. NEW ORLEANS SAINTS SUNDAY, OCTOBER 13, 2024 • CAESARS SUPERDOME SAINTS PLAYER QUOTES

QB SPENCER RATTLER

(On his touchdown pass to Bub Means) "I was definitely happy on how Bub was playing. It was kind of quiet these first four or five games. He's been grinding in practice. We've been talking about when your time comes to make those plays. I was happy for him. I think that he was one of our leading receivers and he made some big-time plays. We all just have to play better as a group."

(On losing Chris Olave early) "It was tough. He'll tell you himself that it is next man up mentality. It's unfortunate to see your top guy go down really early in the game. I hope it's a speedy recovery. I hope that he is back fully healthy. It's tough. We really wanted to get him involved in this game."

(On the pressure Tampa Bay was bringing in the second half) "I caused a few of those sacks. The offensive line fought their butts off all day. They played really well. I thought we did some things to help them up front. I just need to continue to work that pocket and get the ball out. I have to give credit to their defense. They played really well in the second half."

(On if he felt comfortable with the bootlegs) "Yes, it worked really well in the first half. We were pinning those edges and really getting them on the fakes. That gives you a lot of space and take some pressure off your offensive line definitely early in the game. Stuff was coming open. I thought the tight ends did an amazing job of feeling that space and that zone in the first half. We were making plays of it in the keeper game. We'll be better. We have to get back to the drawing board and get back to work."

(On his emotions today) "It felt very calm. It was fun to be out there. It felt really good. I definitely have a lot of stuff to clean up after my first start. I'm going to be better."

(On the speed of the game) "Football is football at the end of the day. Every week you are going to play the best guys in the world. We have to execute. We can't shoot ourselves in the foot. I have to be better. We have to be better."

WR BUB MEANS

(On the connection with Spencer Rattler carrying over) "It just carried over. We had confidence with each other. We had chemistry, so we just went out there and balled. I knew eventually that I would get an opportunity. When my opportunity came I made the play. That's a blessing. I can never complain about getting an opportunity to play. I just go out there and compete."

(On who keeps the ball on the touchdown reception) "I don't know. We have to figure that out. I forgot about that. It was (Spencer Rattler's) first touchdown too. I'm proud of him."

CB PAULSON ADEBO

(On what led to the uncharacteristic defensive performance) "We didn't execute as high as we can. I think every single one of us needs to look ourselves in the mirror starting with me personally. I need to look at myself in the mirror and see what I can do better. How can I have more of an impact on the game? The good thing is that we play quick on Thursday, so we can get the bad taste out of our mouth. There is a lot for us to work on."

(On the missed tackles) “The missed tackles were definitely a problem. It is one of those things that we are going to have to look to get fixed before Thursday.”

(On why the game turned out the way that it did) “Tackles are a part of it. Anytime that you can’t get someone on the ground (it is a problem). It starts with me and the whole defense. I wouldn’t question the effort. Personally, I need to look at myself in the mirror and I will.”

(On keeping the spirit up) “It’s a long season. We don’t want to have this type of game happen again. We will get to Thursday and we’ll play a lot better. That’s our whole focus right now.”

S JOHNATHAN ABRAM

(On if fundamentals were an issue today and can they get fixed) “Of course. You wouldn’t be here as a pro if you didn’t have the fundamentals to tackle. We are all pros. Those guys get paid, so kudos to those guys. They came out and played hard. They outexecuted us today. That’s morseo of what it is. The backs ran hard. The quarterback had a few turnovers, but besides that he played well.”

(On cleaning up the missed tackles) “We need to make a conscious effort to get 11 guys to the ball. We need to be where we are supposed to be. We need to clean up our angles and approaches. We need to get the guy down. That’s something that we need to work on, but we will get better.”

(On what they could have done to carry the momentum from the second quarter) “Execution. Football is not a hard sport. They call a play on offense. We call a defense. It’s all about who executes the best. Oftentimes, you don’t see a guy lose because the guy was so much better than the other one. If it is a blown coverage, then it looks a lot worse compared to a guy being near and making a catch. That is why it is a 50-50. We just have to do a better job of executing in the second half. The first half we got off to a slow start and then we started executing well. We just got away from it in the second half.”



POSTGAME NOTES & QUOTES

NEW ORLEANS SAINTS

TAMPA BAY BUCCANEERS VS. NEW ORLEANS SAINTS SUNDAY, OCT. 13, 2024 • CAESARS SUPERDOME BUCCANEERS HEAD COACH TODD BOWLES

(On team's feelings given what has happened in Tampa this week) "I mean it makes it extra special for these guys. The biggest thing is a lot of them were playing with heavy hearts. Just seeing what is happening in Tampa Bay, our hearts pour out to the city. It's a tough city, it's a strong city. We do not know what we are going back to, but in our small part, this time we wanted to win one for the city. We are going to try and help any way we can when we get back. We went through a week like this and coming out on top, it made the guys feel special."

(On what allowed Saints' scoring run in second quarter) "A bunch of turnovers. They returned a punt for a touchdown, they got two interceptions, got inside the red zone. That kind of was the tale of the tape. We regrouped in the second half, held to zero, I was proud to see it. The offense got clicking, the defense didn't give up a second half score, so we turned it around against a tough team."

(On the key to delivering second half shutout) "Well it's composure, more or less, and then we were setting the edge more with our outside guys instead of trying to draw from, you know, if we can cut him (Spencer Rattler) off in the pocket and just keep him as a pocket passer, we had a chance to get a little bit of pressure on him."

(On the run game and Sean Tucker's performance) "Sean [Tucker] did an excellent job. We had some good runs in the first half. With the penalties, we shot ourselves in the foot so much we had to throw it. But in the second half, between Sean and Bucky [Irving], with Sean filling in, especially, has got a lot of speed. This is the Sean Tucker we thought we'd get when we got him last year, and he's come into his own."

(On momentum swings and regrouping) "It says a lot about the growth of the team, the leadership of the team. Obviously, the guys accepting coaching and making adjustments in the second half, and coming out understanding what they've got to do. We didn't finish that game against Atlanta, but we finished this one."

(On impact of Zyon McCollum's interception) "It was huge. I think it was a three or four-point game at that time. I think we were up by four, so to get it on the plus side of the field and get some momentum going, and then going for another score right there was huge."

(On McCollum's impact considering Atlanta game ending) "You need to have short term memory. You might have some bad plays here and there, but he came back, he played aggressive, he played well, he understood the assignment, and the ball didn't go over our heads, which was huge. They got the one deep ball on the tight end with busted coverage, but the wideouts didn't beat us from the outside, so that was big."

(On Robert Hainsey's role in the game at center) "It's tough, and the guys have played with him before. He's tough and he's been a team player all the way. He's played against the Saints. He started a lot of games for us last year, and for him to come in and not miss a beat and play as tough as he did, it's a credit to him."

(On pride considering what Tampa community and Southwest and Central Florida have been through) "Well, it's a tiny break from what they've been dealing with, but if we gave them a chance to smile for a couple of hours, while everybody went through what they went through, then that was all worth it right there. I tell the guys all the time, we talk about family as a team, as long as your family is safe, all the other things are replaceable. We're going to do everything we can to try to take care of ourselves and our team and help the community."



POSTGAME NOTES & QUOTES

NEW ORLEANS SAINTS

TAMPA BAY BUCCANEERS VS. NEW ORLEANS SAINTS SUNDAY, OCTOBER 13, 2024 • CAESARS SUPERDOME TAMPA BAY BUCCANEERS PLAYERS

QB BAKER MAYFIELD

(On settling down in the second half) “That was a full group effort on offense. (There were a) few bad situations there, some tipped balls. The first interception was definitely the worst one, just not a good decision. The guy had it covered up pretty well.”

(On Robert Hainsey) “Bob is one of my best friends. I love Bob. He hasn’t wavered throughout the whole thing. He’s continued to lead and help Graham (Barton) throughout this process. He gets his opportunity and takes advantage of it. Big time for him and all of the guys up front.”

(On if there was a commonality between the three interceptions) “The first one to (Paulson) Adebo was just decision and the other two were just the tipped passes. Stuff is going to happen. (There are) some tight windows against a defense like that, they are going to capitalize on it. We will look at the tape and we will learn from it and move forward. Unfortunate to have three turnovers, but we put up 50, so hat’s off.”

(On bouncing back in the second half after multiple turnovers) “I’ve had some not-so-pretty games in the past, but I trust this group; and, the most important play is always the next one, good, bad, ugly, it doesn’t matter. You’ve got to play the next one. I’m surrounded by a group that they have that confidence (to come back) as well.”

(On how the team handled this week and the distractions of the hurricane in the Tampa Bay region) “Our group handled it extremely well. For the Glazer family to provide everything that they did and for everybody to be safe, for our operations guys to handle everything, it is not an easy task. For them to allow us to come here and limit the amount of distractions (helped). Yeah, there is a lot going on, but for them to do what they did, I can’t say enough about them. I am very thankful that they allowed us to be able to take it one day at a time and find a way to win this football game.”

(On giving the Tampa community something to feel good about) “The last few weeks in the Tampa area and all of the South Florida area (have been hard). I think today was, kind of, a team embodying and embracing everything that everyone is going through. I just try to handle it the best way that you can and fight through it and find a way to make it work. That is life. Obviously, a natural disaster is not easy to deal with. You find a way to make it work and you come together. That is what this group did.”

(On regrouping after a tough second quarter) “Just (look forward to) the next play. Obviously, some bad luck on the tipped balls. The first one, like I mentioned, was not a good decision. We are still in that ballgame. It’s a one-score game going into halftime. We were saying in the locker room, ‘As long as we just don’t shoot ourselves in the foot,’ (we will be ok). The defense is playing well. We didn’t help them out with short fields. It’s one play at a time.”

CB ZYON McCOLLUM

(On his interception) “I was on the sideline and I was talking to Antoine (Winfield Jr.), and I was like, “If they are going to play over the top, then I am just going to play aggressive. I’m going to slip every route. I slipped that route and found the ball.”

(On the play of Tykee Smith) “He carries himself like a vet. He is a really good player. He always has composure. The moment is never too big for him. He is starting to settle in now that we are playing some games. He is going to be a special player in this league, for sure.”

(On what seeing the Tampa running game does for the defense) “It invigorates us. It gives us energy. It makes me want to play even harder and go even harder When we are playing complementary

football like that, our defense is playing off the offense (and) our offense is playing off (the defense), then this team can be special.”

WR CHRIS GODWIN

(On what this win means following the hurricane) “I think it means a lot. At the end of the day, it’s a game. There is a lot of real life happening back home. I think that if we are just able to give some people a little bit of a reprieve from the things that they are facing right now, I think that’s a plus for us. There are a lot of people going through a lot of bad stuff right now. We do not really know what we are going back to. I’m glad that we were able to come in and leave with a victory against a divisional rival.”

(On how to regain momentum in the second half) “I think just maintain our composure. We didn’t do a great job of that in the second quarter and it resulted in unnecessary penalties and some turnovers that are uncharacteristic of us. I think we just realized that we just have to play our game and just make sure that we stay cool and let our football do the talking. That’s what we did coming out in the second half.”

(On how difficult it is to keep composure) “It is incredibly tough. We can only control what we can control. I think us realizing that we all have each other’s back as teammates and that we are all going through the same thing (is important). We are all what we have here. As long as we all have each other’s backs and go out there and fight (we can win).”

(On his long touchdown) “It was just a checkdown. We had a shot called downfield that they had covered up. They got me the ball and it happened to be good timing, I made a cut back on the backer. Then, I was just trying to get as much yardage as I can. It ended up being perfect timing, break two tackles and I see nobody in front of me. I can’t get caught. That is the only thing going through my mind. It was an exhilarating play. It felt really good, especially at that moment in the game.”