

# PRE WEEK 2



**AUGUST 18, 2024 × 5:00 PM PT**



**Levi's<sup>®</sup>**  
**STADIUM**



# SAN FRANCISCO 49ERS GAME RELEASE STAT ZONE

SUNDAY, AUGUST 18, 2024 × 5:00 PM PT × LEVI'S® STADIUM × SANTA CLARA, CA × FOX

## NEW ORLEANS SAINTS

### VS

## SAN FRANCISCO 49ERS

(1-0)

(0-1)

### SAINTS VS 49ERS

The San Francisco 49ers play their lone home game of the 2024 preseason as they take on the New Orleans Saints at Levi's Stadium. This matchup marks the fourth preseason meeting between the two clubs and the first since the 2011 season. The Saints lead the all-time preseason series, 2-1.

The 49ers are coming off a loss in their preseason opener against the Tennessee Titans. QB Joshua Dobbs led the offense by completing 14 of his 20 passing attempts for 146 yards and scoring a six-yard rushing touchdown. RB Jordan Mason provided 34 rushing yards on six carries (5.7 average) and added a rushing touchdown of his own. WR Tay Martin led all pass catchers with five receptions for 58 yards.

Defensively, the 49ers were led by LB Tatum Bethune, who totaled eight tackles on the evening. CB Renardo Green tallied one fumble recovery, while DL Kalia Davis registered 1.0 sack of Titans QB Malik Willis.

### RADIO & TV COVERAGE

#### TELEVISION: FOX

FOX will be broadcasting for its 31st season of NFL coverage featuring play-by-play commentator **Adam Amin**, game analyst **Mark Sanchez** and sideline reporter **Kristina Pink**. Amin enters his fifth season with FOX, for the first time alongside former NFL quarterback Mark Sanchez. He serves as a play-by-play announcer for the network's NFL and MLB coverage and college basketball telecasts. Sanchez enters his fourth year as a game analyst after joining FOX in July 2021. He led the New York Jets to consecutive AFC Championship Games in his first two seasons in the league, making him the second quarterback ever to accomplish the feat. From the sidelines, Pink enters her 12th year with FOX Sports. Pink joined FOX in 2012 and has since served as a sideline reporter during the NFL playoffs, covered college football and covered FOX Sports' coverage of Thursday Night Football.

#### 49ERS RADIO NETWORK

All 49ers preseason games can be heard on KGO (810-AM), The Bone (KSAN 107.7-FM) and the 49ers Radio Network. **Bob Fitzgerald** will be on play-by-play. He currently calls NFL and college football games for Sports USA Radio and is the lead play-by-play announcer for the Golden State Warriors on NBC Sports Bay Area. Former 49ers linebacker, **Keena Turner** will be the color analyst. Turner played for San Francisco from 1980-90, and currently serves as the team's vice president and senior advisor to the general manager. Joining Fitzgerald and Turner in the booth for the third year is former 49ers safety **Donte Whitner**. He currently works as an in-studio analyst for NBC Sports Bay Area and also serves as an analyst for their pre and post-game shows. Originally signed by the 49ers as a free agent prior to the 2011 season, he spent three years with the team and started all 47 games and eight postseason contests in which he appeared.

#### 49ERS SPANISH BROADCAST

Continuing in 2024, all 49ers games will be broadcast in Spanish online at 49ers.com/esp. The Faithful can listen to **Jesús Zárate** and **Carlos Yustis** call all 20 49ers games.

### 2024 SEASON SCHEDULE

DATE	OPPONENT	TIME (PT)
<b>PRESEASON (0-1)</b>		
AUG. 10	@ TENNESSEE	L, 13-17
<b>AUG. 18</b>	<b>NEW ORLEANS</b>	<b>5:00 PM</b>
AUG. 23	@ LAS VEGAS	7:00 PM
<b>REGULAR SEASON</b>		
<b>SEPT. 9</b>	<b>NY JETS</b>	<b>5:15 PM</b>
SEPT. 15	@ MINNESOTA	10:00 AM
SEPT. 22	@ LA RAMS	1:25 PM
<b>SEPT. 29</b>	<b>NEW ENGLAND</b>	<b>1:05 PM</b>
<b>OCT. 6</b>	<b>ARIZONA</b>	<b>1:05 PM</b>
OCT. 10	@ SEATTLE	5:15 PM
<b>OCT. 20</b>	<b>KANSAS CITY</b>	<b>1:25 PM</b>
<b>OCT. 27</b>	<b>DALLAS</b>	<b>5:20 PM</b>
NOV. 10	@ TAMPA BAY	10:00 AM
<b>NOV. 17</b>	<b>SEATTLE</b>	<b>1:05 PM</b>
NOV. 24	@ GREEN BAY	1:25 PM
DEC. 1	@ BUFFALO	5:20 PM
<b>DEC. 8</b>	<b>CHICAGO</b>	<b>1:25 PM</b>
<b>DEC. 12</b>	<b>LA RAMS</b>	<b>5:15 PM</b>
DEC. 22	@ MIAMI	1:25 PM
<b>DEC. 30</b>	<b>DETROIT</b>	<b>5:15 PM</b>
TBD	@ ARIZONA	TBD

### MEDIA CENTER

The 49ers media center is updated daily and contains all of the necessary information to cover the team. On the site, you will find a compilation of 49ers game releases, rosters, updated player bios, pronunciation guides, gamebooks, transcriptions, statistics, audio files and much more.

To access the site, please visit: <https://49ers.1rmg.com/>

### MEDIA GUIDE

The 49ers 2024 media guide is available online at <https://49ers.1rmg.com/season/2024/media-guide/> and will be updated weekly throughout the season.

### WEEKLY RELEASE

The electronic version of the 49ers weekly release is available online. To access the book, please visit:

<https://49ers.1rmg.com/weekly-releases/>



## THE HEAD COACHES



**Kyle Shanahan** was named the 20th head coach of the San Francisco 49ers on February 6, 2017. Over the last seven seasons, he has posted a 64-51 record (8-4 in the postseason) and led the 49ers to three NFC West Division Titles (2019 & 2022-23), four trips to the NFC Championship Game and appearances in Super Bowl LIV and LVIII. He completed his seventh season with the 49ers after spending the previous two seasons as the offensive coordinator of the Atlanta Falcons. Shanahan has 20 seasons of coaching experience at the NFL level, including nine seasons as an offensive coordinator for the Atlanta Falcons (2015-16), Cleveland Browns (2014), Washington Redskins (2010-13) and Houston Texans (2008-09). In six of his nine seasons as an offensive coordinator (2008-09, 2012-13 and 2015-16), and four as head coach of the 49ers (2019, 2021-23), Shanahan has directed an offense that ranked in the top 10 in the NFL in yards gained. In 2019, Shanahan led the 49ers to NFC West and Conference titles en route to a trip to Super Bowl LIV, winning Coach of the Year honors by Sporting News and NFC Coach of the Year by the Committee of 101. Two years later, Shanahan guided the team to its second NFC Championship Game in two seasons (2021). In 2022, Shanahan led the 49ers to 12-consecutive wins after a 3-4 start, a second NFC West Division Title in four seasons and the team's second-consecutive appearance in the NFC Championship Game. In 2023, Shanahan guided the 49ers to their second-consecutive NFC West Division title, their eighth NFC Championship victory and an appearance in Super Bowl LVIII.

### COACHES COMPARISON

<b>Kyle Shanahan</b>		<b>Dennis Allen</b>
11-11 (.500)	<b>Preseason Record as Head Coach</b>	8-11 (.421)
11-11 (.500)	<b>Preseason Record with Current Team</b>	4-3 (.571)
72-55 (.567)	<b>Overall Record (Regular/Postseason)</b>	24-46 (.343)
8th	<b>Years as Head Coach with Team</b>	3rd
8th	<b>Years as Head Coach in NFL</b>	6th
21st	<b>Years as an NFL Coach</b>	23rd



**Dennis Allen** is in his third season as head coach of the New Orleans Saints. In 2023, Allen led the Saints to a 9-8 record and a second place finish in the NFC South. During the 2023 season, the Saints ranked eighth in the NFL in scoring defense (19.2) and ninth in scoring offense (23.6), making them one of five teams to rank in the top ten in both categories. In his first season at the helm in 2022, Allen led the Saints to a 7-10 record. Allen, who has 23 total years of NFL coaching experience, took the helm in New Orleans after spending the previous six seasons (2015-21) as the Saints defensive coordinator. As the teams defensive coordinator, Allen helped guide the Saints to five consecutive winning seasons and four straight NFC South titles (2017-20), while leading a defense that ranked in the top ten in yards per game in each of his last two seasons (2020-21). Before his time as a coordinator in New Orleans, Allen spent three seasons (2012-14) as the head coach of the Oakland Raiders, his first NFL head coaching job. Prior to this, Allen served one season (2011) as the defensive coordinator for the Denver Broncos, where he led a defense that helped win an AFC West division title, the AFC Wild Card game and earn a Divisional playoff game appearance. Allen's current stint in New Orleans is the second of his career. He spent five seasons (2006-10) as an assistant defensive line coach and secondary coach for the team. His first NFL job was with the Atlanta Falcons, where he served four seasons (2002-05) as defensive quality control for both the defensive line (2004-05) and the secondary (2002-03). Before joining the NFL ranks, Allen spent six seasons (1996-01) at the collegiate level.

## ROAD WARRIORS

- San Francisco finished the 2023 regular season with a 7-2 record on the road. Combined with a 5-3 road record in 2022, a 6-3 road record in 2021, a 5-3 road record in 2020 and a 7-1 road record in 2019, it marked the first time in franchise history that the 49ers reached 5-or-more road wins in five-consecutive seasons.
- From 2019-23 under head coach Kyle Shanahan, San Francisco's 30 victories for a .714 winning percentage on the road is the 2nd-highest in the NFL over that span.

### HIGHEST WIN % ON THE ROAD IN THE NFL, 2019-23

<b>Team</b>	<b>Wins</b>	<b>Losses</b>	<b>Win %</b>
1. Kansas City Chiefs	33	8	.805
2. <b>San Francisco 49ers</b>	<b>30</b>	<b>12</b>	<b>.714</b>
3. Baltimore Ravens	28	13	.683
4. Buffalo Bills	27	13	.675
5. New Orleans Saints	26	16	.619



## WILD, WILD, WEST

- San Francisco's 21 wins over NFC West opponents over the past five seasons (2019-23) are tied for the 3rd-most division wins for a team in the NFC.

### MOST DIVISION WINS IN THE NFC, 2019-23

<b>Team</b>	<b>Wins</b>	<b>Losses</b>	<b>Win %</b>
1t. Dallas Cowboys	22	8	.733
Green Bay Packers	22	8	.733
3t. <b>San Francisco 49ers</b>	<b>21</b>	<b>9</b>	<b>.700</b>
New Orleans Saints	21	9	.700
5t. Philadelphia Eagles	18	12	.600
Tampa Bay Buccaneers	18	12	.600

- During that span, no NFC West team has scored more points than the 49ers (802).



# 49ERS RECORD WHEN

TEAM	2023 Reg. Season	Shanahan Reg. Season	Shanahan Postseason
Overall	12-5	64-51	8-4
At Home	5-3	31-26	6-0
On the Road	7-2	33-25	2-2
Neutral Site	0-0	1-0	0-2
In Primetime	3-2	15-13	0-0
In Dome	2-1	8-8	0-0
In September	3-0	12-10	0-0
In October	2-3	13-19	0-0
In November	3-0	14-9	0-0
In December	4-1	21-11	0-0
In January	0-1	4-2	8-2
In February	0-0	0-0	0-2
Vs. NFC	10-2	46-38	8-2
Vs. NFC West	5-1	23-19	1-1
Vs. NFC East	4-0	9-7	2-1
Vs. NFC North	0-1	6-7	5-0
Vs. NFC South	1-0	8-5	0-0
Vs. AFC	2-3	18-13	0-2
Vs. AFC West	0-0	4-4	0-2
Vs. AFC East	0-0	3-2	0-0
Vs. AFC North	1-3	5-4	0-0
Vs. AFC South	1-0	6-3	0-0
Scoring on opening drive	10-2	41-14	3-1
Scoring first	10-3	32-20	5-2
Leading at half	11-2	48-11	5-2
Leading after three quarters	12-1	57-10	4-2
Winning time of possession	7-0	38-17	5-1
Out-rushing opponent	11-2	52-18	6-1
Out-passing opponent	11-2	44-28	2-0
Out-gaining opponent	10-3	54-24	5-0
<b>OFFENSE</b>			
40% + 3rd down conversions	10-4	47-22	7-0
50% + 3rd down conversions	6-3	31-10	4-0
Not throwing an INT	10-1	38-10	4-1
Passing for 300+ yards	4-2	15-13	1-0
Having a 100+ yard rusher	6-1	21-7	3-0
Having a 100+ yard receiver	8-2	29-18	1-0
Scoring 20+ points	12-1	60-21	6-2
Scoring 30+ points	9-0	38-4	3-0
Rushing for 150+ yards	6-0	31-7	5-0
Having 20+ first downs	11-3	51-30	4-2
Not allowing a sack	1-0	13-3	1-1
Allowing two or fewer sacks	9-2	44-22	6-3
<b>DEFENSE</b>			
Opp. less than 40% on 3rd down	7-3	41-20	3-1
Opp. less than 30% on 3rd down	3-1	20-7	1-0
Scoring a defensive TD	1-0	11-2	0-0
Returning an INT for a TD	1-0	9-1	0-0
Returning a fumble for a TD	0-0	2-1	0-0
Recording 3+ sacks	8-1	37-17	5-2
Recording 5+ sacks	3-0	10-2	3-0
Winning the turnover battle	9-1	36-7	4-0
Allowing 17 or fewer points	9-0	42-4	4-0
Allowing a 100-yard rusher	0-0	4-7	1-1
Allowing a 100-yard receiver	3-3	19-22	4-2
Not allowing a rushing TD	7-1	36-12	3-2
Not allowing a passing TD	3-1	20-4	1-0

# 2023 COMPARISON

49ERS (rank)	Record	SAINTS (rank)
12-5 (1st NFCW)		9-8 (2nd NFCS)
28.9 (3rd)	<b>Points Per Game</b>	23.6 (9th)
398.4 (2nd)	<b>Total Offense</b>	337.2 (14th)
140.5 (3rd)	<b>Rushing Offense</b>	102.5 (21st)
257.9 (4th)	<b>Passing Offense</b>	234.7 (11th)
31:08 (2nd)	<b>Possession Average</b>	31:10 (6th)
17.5 (3rd)	<b>Points Allowed Per Game</b>	19.2 (8th)
303.9 (8th)	<b>Total Defense</b>	327.2 (13th)
89.7 (3rd)	<b>Rushing Defense</b>	119.9 (22nd)
214.2 (14th)	<b>Passing Defense</b>	207.3 (10th)
48 (t-7th)	<b>Sacks</b>	34 (t-28th)
22 (t-1st)	<b>Interceptions</b>	18 (t-3rd)
42.7 (9th)	<b>Punting Avg. (Gross)</b>	39.7 (26th)
+10 (t-5th)	<b>Turnover Differential</b>	+11 (t-3rd)

## 49ERS

## SAINTS

### PASSING YARDS

Brock Purdy ..... 4,280                      Derek Carr ..... 3,878

### RUSHING YARDS

Christian McCaffrey .. 1,459                      Alvin Kamara ..... 694  
Elijah Mitchell ..... 281                      Taysom Hill ..... 401

### RECEPTIONS

Brandon Aiyuk ..... 75                      Chris Olave ..... 87  
Christian McCaffrey ..... 67                      Alvin Kamara ..... 75

### RECEIVING YARDS

Brandon Aiyuk ..... 1,342                      Chris Olave ..... 1,123  
George Kittle ..... 1,020                      Rashid Shaheed ..... 719

### INTERCEPTIONS

Charvarius Ward ..... 5                      Paulson Adebode ..... 4  
Fred Warner ..... 4                      Tyrann Mathieu ..... 4

### SACKS

Nick Bosa ..... 10.5                      Carl Granderson ..... 8.5  
Javon Hargrave ..... 7.0                      Demario Davis ..... 6.5





# 2024 PRESEASON COMPARISON

<u>49ERS</u>	<b>Record</b>	<u>SAINTS</u>
0-1		1-0
13.0	<b>Points Per Game</b>	16.0
286.0	<b>Total Offense</b>	286.0
67.0	<b>Rushing Offense</b>	101.0
219.0	<b>Passing Offense</b>	185.0
24:41	<b>Possession Average</b>	28:51
17.0	<b>Points Allowed Per Game</b>	14.0
336.0	<b>Total Defense</b>	328.0
138.0	<b>Rushing Defense</b>	145.0
198.0	<b>Passing Defense</b>	183.0
1	<b>Sacks</b>	4
1	<b>Interceptions</b>	0
34.0	<b>Punting Avg. (Gross)</b>	38.9
0	<b>Turnover Differential</b>	0

<u>49ERS</u>	<b>PASSING YARDS</b>	<u>SAINTS</u>	
Joshua Dobbs.....	146	Jake Haener.....	107
Brandon Allen.....	98	Spencer Rattler.....	70

<u>49ERS</u>	<b>RUSHING YARDS</b>	<u>SAINTS</u>	
Jordan Mason.....	34	Jordan Mims.....	38
Trent Taylor.....	21	James Robinson.....	27

<u>49ERS</u>	<b>RECEPTIONS</b>	<u>SAINTS</u>	
Tay Martin.....	5	A.T. Perry.....	4
Trent Taylor.....	3	Dallin Holker.....	3
Jake Tonges.....	3		

<u>49ERS</u>	<b>RECEIVING YARDS</b>	<u>SAINTS</u>	
Tay Martin.....	58	A.T. Perry.....	85
Trent Taylor.....	48	Dallin Holker.....	24

<u>49ERS</u>	<b>INTERCEPTIONS</b>	<u>SAINTS</u>
None		None

<u>49ERS</u>	<b>SACKS</b>	<u>SAINTS</u>	
Kalia Davis.....	1.0	Bryan Bresee.....	1.0
		Niko Lalos.....	1.0



# PRESEASON HISTORY

Saints Lead Preseason Series vs. 49ers 2-1

<b>Winning</b>			
<u>Year</u>	<u>Team</u>	<u>Score</u>	<u>Loc.</u>
1967	Saints	24-10	P
2003	49ers	27-12	SF
2011	Saints	24-3	NO

P - Portland



# SERIES HIGHLIGHTS

- Preseason Matchups:** 3
  - Preseason Series:** Saints lead series 2-1
  - First Preseason Meeting:** 8/26/67, Saints win, 24-10, at P\*
  - Last Preseason Meeting:** 8/12/11, Saints win, 24-3, at NO
  - Current Streak:** Lost 1
  - Longest 49ers Win Streak:** 1 (8/23/03)
  - Longest Saints Win Streak:** 1 - 2 times (Last 8/12/11)
  - Most 49ers Points:** 27 (8/23/03): 21-12 at SF
  - Most Saints Points:** 24 - 2 times (Last 8/12/11): 24-3 at NO
  - 49ers Shutouts:** None
  - Saints Shutouts:** None
- \*P - Portland, OR



## CONTROL THE CLOCK

- The 49ers have an average time of possession of 31:15 over the past five seasons (2019-23), ranking 3rd in the NFL over that span (Bal. - 32:03; GB - 31:32).
- The 49ers finished the 2023 regular season with an average time of possession of 31:08, ranking 2nd in the NFL (Cle. - 32:19).

### HIGHEST AVG. TIME OF POSSESSION IN THE NFL, 2019-23

Team	TOP
1. Baltimore Ravens	32:03
2. Green Bay Packers	31:32
3. <b>San Francisco 49ers</b>	<b>31:15</b>
4. Cleveland Browns	31:04
5. New Orleans Saints	31:00

## GET OUT IN FRONT

- The 49ers have outscored their opponents 2,223-1,640 since 2019. The team's +583 point differential ranks 3rd in the NFL (Buf. - +684; Bal. - +647) over that span.
- The Niners outscored opponents 491-298 for a point differential of +193 in 2023, ranking 3rd in the NFL (Bal. - +203; Dal. - +194).

### HIGHEST PT. DIFFERENTIAL IN THE NFL, 2019-23

Team	Diff.
1. Buffalo Bills	+684
2. Baltimore Ravens	+647
3. <b>San Francisco 49ers</b>	<b>+583</b>
4. Kansas City Chiefs	+574
5. Dallas Cowboys	+526

## YARDS ON YARDS

- The 49ers have averaged 378.3 yds. per game since 2019, ranking 3rd in the NFL over that span.
- In 2023, the 49ers averaged 398.4 yds. per game, ranking 2nd in the NFL (Mia. - 401.3).
- San Francisco has accumulated 31,395 total net yds. of offense and allowed 25,086 total net yds. on defense the last five seasons (2019-23). The team's +6,309 total net yds. differential ranks 1st in the NFL during that span.

### HIGHEST YDS. PER GAME AVG. IN THE NFL, 2019-23

Team	Yds./Gm.
1. Kansas City Chiefs	391.2
2. Dallas Cowboys	387.0
3. <b>San Francisco 49ers</b>	<b>378.3</b>
4. Buffalo Bills	376.2
5. Baltimore Ravens	371.4
6. Tampa Bay Buccaneers	369.0
7. Los Angeles Chargers	365.5
8. Minnesota Vikings	363.5
9. Philadelphia Eagles	360.0
10. Detroit Lions	359.1

### HIGHEST TOTAL NET YARDAGE DIFFERENTIAL IN THE NFL, 2019-23

Team	Total Yds.	Def. Total Yds.	Diff.
1. <b>San Francisco 49ers</b>	<b>31,395</b>	<b>25,086</b>	<b>+6,309</b>
2. Buffalo Bills	30,846	25,377	+5,469
3. Kansas City Chiefs	32,470	28,104	+4,366
4. Dallas Cowboys	32,123	28,090	+4,033
5. Baltimore Ravens	30,827	26,899	+3,928

## BALL SECURITY

- Over the last two seasons (2022-23), the 49ers offense has turned the ball over 35 times, which is tied for the 2nd-fewest amount of turnovers in the NFL during that span.
- Since 2022, San Francisco's offense has given the ball away 35 times while the defense has forced 58 turnovers. The team's +23 turnover differential ranks 1st in the NFL during that span.

### FEWEST AMOUNT OF TURNOVERS IN THE NFL, 2022-23

Team	Turnovers
1. Cincinnati Bengals	34
2t. <b>San Francisco 49ers</b>	<b>35</b>
New York Giants	35
Pittsburgh Steelers	35
5. Detroit Lions	38

### HIGHEST TURNOVER DIFFERENTIAL IN THE NFL, 2022-23

Team	Turnovers	Takeaways	Diff.
1. <b>San Francisco 49ers</b>	<b>35</b>	<b>58</b>	<b>+23</b>
2. Dallas Cowboys	39	59	+20
3t. Baltimore Ravens	40	56	+16
Cincinnati Bengals	34	50	+16
5t. New York Giants	35	50	+15
Pittsburgh Steelers	35	50	+15

## STRETCH THE FIELD

- San Francisco has registered 615 big plays since 2019 (rushes of 10-or-more yds. and receipts. of 20-or-more yds.), which is the 2nd-most in the NFL over that span (Bal. - 624). Of those 615 big plays, 304 have been rushing, while 311 have been receiving.
- In 2023, the 49ers tallied 149 big plays (74 rushing, 75 receiving), the most in the NFL.
- RB Christian McCaffrey registered 48 big plays (44 rushing, 4 receiving) in 2023, ranking 1st among all NFL players.

### MOST BIG PLAYS (RUSHES OF 10+ YDS. & PASSES OF 20+ YDS.) IN THE NFL, 2019-23

Team	Big Plays
1. Baltimore Ravens	624
2. <b>San Francisco 49ers</b>	<b>615</b>
3. Cleveland Browns	584
4t. Buffalo Bills	567
Minnesota Vikings	567





## STAYING PUT

- In 2023, out of 179 possible drives, the 49ers offense went three-and-out 31 times for a three-and-out percentage of 17.3%, the 5th-lowest rate in the NFL (Buf. - 11.6%; KC - 14.5%; Dal. - 15.9%; Mia. - 16.7%).

### THREE-AND-OUT DRIVE %, 2023

Team	3-Out %
1. Buffalo Bills	11.6
2. Kansas City Chiefs	14.5
3. Dallas Cowboys	15.9
4. Miami Dolphins	16.7
5. <b>San Francisco 49ers</b>	<b>17.3</b>

## THIRD-AND-LONG

- In the last three seasons (2021-23), the 49ers offense has converted on 25.2% of their 3rd-and-10-or-more opportunities, which is the 3rd-best mark in the NFL over that span (KC - 29.6%; Buf. - 27.2%).

### 3RD-AND-10+ CONVERSION % IN THE NFL, 2021-23

Team	3rd-10+ %
1. Kansas City Chiefs	29.6
2. Buffalo Bills	27.2
3. <b>San Francisco 49ers</b>	<b>25.2</b>
4. Green Bay Packers	23.8
5. Los Angeles Rams	22.5

## YAC, YAC, YAC

- Since 2019, 52.2% of the 49ers receiving yds. have come after the catch. This YAC percentage ranks 2nd in the NFL during that span (KC - 53.3%).

### HIGHEST YAC % IN THE NFL, 2019-23

Team	YAC %
1. Kansas City Chiefs	53.3
2. <b>San Francisco 49ers</b>	<b>52.2</b>
3. Green Bay Packers	50.8
4. Los Angeles Chargers	49.8
5. Washington Commanders	49.7



- Since 2017, San Francisco has averaged 6.4 YAC per recept., ranking 1st in the NFL.

### HIGHEST YAC PER RECEPT. IN THE NFL, 2017-23

Team	YAC/Recept.
1. <b>San Francisco 49ers</b>	<b>6.4</b>
2. Kansas City Chiefs	6.2
3. Los Angeles Rams	5.7
4t. Green Bay Packers	5.6
Los Angeles Chargers	5.6

## WHAT'S THE RUSH?

- Over the last five seasons (2019-23), the 49ers have scored 111 rushing TDs, which is tied for the most in the NFL over that span (Phi. - 111).
- The 49ers scored 27 rushing TDs in 2023, which was tied for the most in the NFL (Det. - 27; Mia. - 27).

### MOST RUSHING TDS IN THE NFL, 2019-23

Team	TDs
1t. <b>San Francisco 49ers</b>	<b>111</b>
Philadelphia Eagles	111
3. Baltimore Ravens	103
4. Tennessee Titans	102
5. Arizona Cardinals	95

## ELITE ON FIRST

- Since the beginning of 2017, the Niners have racked up 21,164 total yds. of offense on 3,342 plays on 1st down.
- The team's 6.3 average yds. gained on 1st down is the highest in the NFL over that span.

### HIGHEST AVG. YDS. GAINED ON 1ST DOWN IN THE NFL, 2017-23

Team	Avg.
1. <b>San Francisco 49ers</b>	<b>6.3</b>
2. Kansas City Chiefs	6.0
3. New Orleans Saints	5.9
4t. Atlanta Falcons	5.8
Buffalo Bills	5.8

## PASSING BY

- Over the last three seasons (2021-23), the 49ers have an average passer rating of 103.8, which ranks 1st in the NFL during that span.
- In 2023, QB Brock Purdy posted a passer rating of 113.0, which led all NFL QBs.

### HIGHEST PASSER RATING IN THE NFL, 2021-23

Team	Rtg
1. <b>San Francisco 49ers</b>	<b>103.8</b>
2. Cincinnati Bengals	100.1
3. Dallas Cowboys	99.5
4. Green Bay Packers	98.7
5. Seattle Seahawks	97.7



# MR. IRRELEVANT

## MAKING IT LOOK PURDY

- In his first full season as a starter, QB Brock Purdy set the 49ers single season franchise records for passing yds. (4,280) and passer rating (113.0). Purdy became the first 49ers QB in 23 years to throw for 4,000-or-more yds. in a season, making him the 3rd QB in franchise history to accomplish the feat.

### MOST PASSING YDS. IN A SEASON, FRANCHISE HISTORY

Player	Pass Yds.
1. Brock Purdy (2023)	4,280
2. Jeff Garcia (2000)	4,278
3. Steve Young (1998)	4,170
4. Steve Young (1993)	4,023
5. Jimmy Garoppolo (2019)	3,978

### HIGHEST PASSER RATING IN A SEASON, FRANCHISE HISTORY

Player	Passer Rtg
1. Brock Purdy (2023)	113.0
2. Steve Young (1994)	112.8
3. Joe Montana (1989)	112.4
4. Steve Young (1992)	107.0
5. Steve Young (1997)	104.7

- Purdy also became the 5th 49ers QB to throw 30-or-more passing TDs in a single season (31) and posted the 3rd-highest single-season completion percentage by completing 308 of his 444 passing atts. (69.4%).

### MOST PASSING TDs IN A SEASON, FRANCHISE HISTORY

Player	Pass TDs
1. Steve Young (1998)	36
2. Steve Young (1994)	35
3. Jeff Garcia (2001)	32
4t. Brock Purdy (2023)	31
Jeff Garcia (2000)	31
Joe Montana (1987)	31

### HIGHEST COMPLETION % IN A SEASON, FRANCHISE HISTORY

Player	Comp %
1. Steve Young (1994)	70.3
2. Joe Montana (1989)	70.2
3. Brock Purdy (2023)	69.4
4. Jimmy Garoppolo (2019)	69.1
5. Jimmy Garoppolo (2021)	68.3

## GAME CHANGER

- Purdy averaged 9.64 yds. per pass attempt in 2023, which is the highest avg. yds. per pass attempt in franchise history.

### HIGHEST AVG. YDS. PER PASS ATTEMPT, FRANCHISE HISTORY

Player	Yds./Att.
1. Brock Purdy (2023)	9.64
2. John Brodie (1961)	9.14
3. Joe Montana (1989)	9.12
4. Steve Young (1991)	9.02
5. Steve Young (1993)	8.71

## PURDY RATING

- In Week 11 of 2023 vs. TB (11/19/23), Purdy completed 21 of his 25 passing atts. for 333 yds. and 3 TDs with a career-high 158.3 passer rating, the highest attainable mark.
- Purdy's 158.3 passer rating on 25 passing atts. made him the first 49ers QB to reach that mark (min. 20 atts.).

### HIGHEST SINGLE-GAME COMPLETION %, NFL HISTORY

Player	Comp %
1. Drew Brees, NO (2019)	96.7
2. Phillip Rivers, LAC (2018)	96.6
3. Marcus Mariota, Ten.	95.7
4. Brock Purdy, SF (2023)	95.2



## BROCK PURDY

### WHAT'S MY LINE?

In 2023, Purdy completed 308 of his 444 passing atts. (69.4%) for 4,280 yds., 31 TDs and a passer rating of 113.0 to go along with 39 rushes for 144 yds. and 2 TDs.

In the postseason, Purdy completed 66 of his 108 passing atts. (61.1%) for 774 yds. and 3 TDs with a passer rating of 88.3.

## LEAGUE LEADER

Purdy's 113.0 passer rating led all NFL QBs in 2023 and is the highest single season passer rating in franchise history.

### HIGHEST PASSER RATING IN THE NFL, 2023

Player	Passer Rtg
1. Brock Purdy, SF	113.0
2. Dak Prescott, Dal.	105.9
3. Kirk Cousins, Min.	103.8
4. Lamar Jackson, Bal.	102.7
5. Tua Tagovailoa, Mia.	101.1



# BROCK PARTY

## PURDY GOOD START

- In his first start vs. TB (12/11/22), Purdy completed 16 of his 21 passing atts. for 185 yds., 2 TDs, and a passer rating of 134.0 to go along with a 2-yd. rushing TD.
- Purdy's 134.0 passer rating is the fourth highest passer rating in NFL history for a rookie in his first start (min. 15 atts.).

### HIGHEST PASSER RATING IN FIRST START AS A ROOKIE [MIN. 15 ATTS.], NFL HISTORY

	<u>Player</u>	<u>Season</u>	<u>Week</u>	<u>Passer Rtg</u>
1.	Marcus Mariota, Ten.	2015	1	158.3
2.	Robert Griffin III, Was.	2012	1	139.9
3.	Charlie Frye, Cle.	2005	13	136.7
4.	<b>Brock Purdy, SF</b>	<b>2022</b>	<b>14</b>	<b>134.0</b>

- In his 10th career start vs. Dal. (10/8/23), Purdy completed 17 of his 24 passing atts. for 252 yds. and 4 TDs with a passer rating of 144.4, leading the 49ers to a 42-10 victory. His 10-consecutive wins as a starter are tied for the second-most wins to begin a career in NFL history.

### MOST CONSECUTIVE WINS BY A QB TO BEGIN A CAREER, NFL HISTORY

	<u>Player</u>	<u>Wins</u>	<u>Seasons</u>
1.	Ben Roethlisberger, Pit.	15	2004-05
2t.	<b>Brock Purdy, SF</b>	<b>10</b>	<b>2022-23</b>
	Mike Livingston, KC	10	1968-69
	Mike Tomczak, Chi.	10	1986-87

- Through Purdy's first 10 starts, he completed 183 of his 260 passing atts. (70.4%) for 2,369 yds. and 20 TDs with a passer rating of 121.1.
- Purdy's 70.4% completion percentage through his first 10 career starts marked the second-highest completion percentage by a QB in their first 10 career starts in NFL history.
- Purdy's 121.1 passer rating through his first 10 career starts marked the highest passer rating by a QB in their first 10 career starts in NFL history.

### HIGHEST COMPLETION % IN FIRST 10 CAREER STARTS, NFL HISTORY

	<u>Player</u>	<u>Comp %</u>
1.	Chad Pennington, NYJ	70.8
2.	<b>Brock Purdy, SF</b>	<b>70.4</b>
3.	Mac Jones, NE	69.0

### HIGHEST PASSER RATING IN FIRST 10 STARTS, NFL HISTORY

	<u>Player</u>	<u>Passer Rtg</u>
1.	<b>Brock Purdy, SF</b>	<b>121.1</b>
2.	Rob Johnson, Jax./Buf.	113.8
3.	Patrick Mahomes, KC	112.7

## PURDY'S NUGGETS

- Purdy registered a completion percentage of 70%-or-higher in 7 consecutive games in 2023, which is tied for the 2nd-most consecutive games in NFL history with a completion percentage of 70%-or-higher (QB Joe Montana - 8 games in 1989; QB Drew Brees - 7 games in 2016; QB Sam Bradford - 7 games in 2016).
- In 2023, Purdy tallied 4 games with 3-or-more TD passes and a passer rating of 140.0-or-higher, which is tied for the most such games by a QB in NFL history (Tom Brady - 2007; Aaron Rodgers - 2011).
- In his first two seasons, Purdy has registered 14 games with a passer rating of 110.0-or-higher, which is tied with QB Russell Wilson, who set the record as a member of the Seattle Seahawks, for the most such games in a player's first two seasons in NFL history.
- Purdy has the most games (10) with a passer rating of 120.0-or-higher in a player's first two seasons in NFL history.
- With a passer rating of 148.9 Week 10 at Jax. (11/12/23) and a passer rating of 158.3 vs. TB (11/19/23), Purdy became the youngest player in NFL history to post a passer rating of



## BROCK PURDY

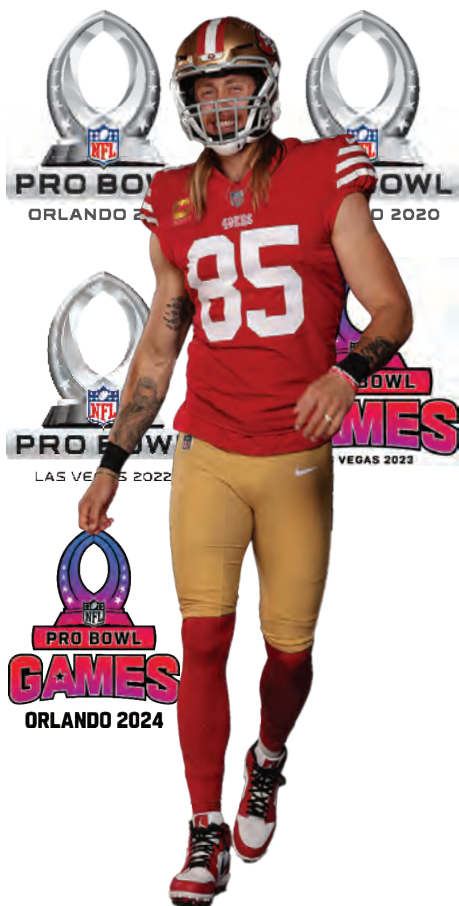
### BROCK STAR

- In 2023, Purdy registered 8 games with a passer rating of 120.0-or-higher, which is tied for the 2nd-most such games in a single season in NFL history.

### MOST GAMES WITH A PASSER RATING OF 120.0-OR-HIGHER IN A SEASON, NFL HISTORY

	<u>Player</u>	<u>Games</u>
1.	Aaron Rodgers, GB (2020)	10
2t.	<b>Brock Purdy, SF (2023)</b>	<b>8</b>
	Tom Brady, NE (2007)	8
	Phillip Rivers, SD (2008)	8
	Matt Ryan, Atl. (2016)	8

# THE PEOPLE'S TIGHT END



## GOOD OVER TIME

A 2019 & 2023 AP First-Team All-Pro and five-time Pro Bowl selection (2019-20 & 2022-24), TE George Kittle ranks 2nd in the NFL in rec. yds. (6,274) among all active TEs since entering the NFL in 2017.

### MOST REC. YDS. BY A TE IN THE NFL, SINCE 2017

	Player	Recepts.	Yds.	Avg.	TDs
1.	Travis Kelce, KC	683	8,466	12.4	60
2.	<b>George Kittle, SF</b>	<b>460</b>	<b>6,274</b>	<b>13.6</b>	<b>37</b>
3.	Mark Andrews, Bal.	381	4,857	12.7	40
4.	Zach Ertz, Phi./Arz.	462	4,594	9.9	33
5.	Evan Engram, NYG/Jax.	449	4,557	10.1	24

## BREAK-AWAY SPEED

Kittle owns the top 3 and 5 of the top 7 performances for most rec. yds. in a game by a TE in franchise history.

### MOST REC. YDS. BY A TE IN A SINGLE GAME, FRANCHISE HISTORY

	Player	Date	Opp.	Recepts.	Yds.	TDs
1.	George Kittle	12/9/18	vs. Den.	7	210	1
2.	George Kittle	10/4/20	vs. Phi.	15	183	1
3.	George Kittle	12/5/21	at Sea.	9	181	2
4.	Vernon Davis	10/13/13	vs. Arz.	8	180	2
5.	Eric Johnson	10/10/04	vs. Arz.	13	162	1
6.	George Kittle	12/12/21	at Cin.	13	151	1
7.	George Kittle	12/30/18	at LAR	9	149	1

## GEORGE KITTLE

### MR. 6,000

With 76. rec. yds. vs. Sea. (12/10/23), Kittle reached 6,065 career rec. yds. in 95 career games, which is the 4th-fewest amount of games to reach 6,000 career rec yds. by a NFL TE since at least 1970.

### FEWEST GAMES TO 6,000 REC. YDS. BY A TE, SINCE 1970

	Player	Gms.
1.	Rob Gronkowski	86
2.	Travis Kelce	91
3.	Kellen Winslow	94
4.	<b>George Kittle</b>	<b>95</b>

### FIRST 50

Kittle's 3,380 rec. yds. through his first 50 career NFL games are the 3rd-most by a TE in NFL history.

### MOST REC. YDS. BY A TE IN FIRST 50 CAREER GAMES, NFL HISTORY

	Player	Yds.
1.	Mike Ditka	3,436
2.	Kellen Winslow Sr.	3,420
3.	<b>George Kittle</b>	<b>3,380</b>
4.	Rob Gronkowski	3,255
5.	Jimmy Graham	3,106

## GEORGE FEELS 100

Kittle has 17 career games with 100-or-more yds., with 10 of those coming within his first 50 career games, the 4th-most by a TE in NFL history through their first 50 career games.

### MOST GAMES WITH 100-OR-MORE REC. YDS. BY A TE THROUGH 50 CAREER GAMES, NFL HISTORY

	Player	Gms.
1t.	Mike Ditka	14
	Kellen Winslow Sr.	14
3.	Rob Gronkowski	12
4.	<b>George Kittle</b>	<b>10</b>

Kittle's 17 career games with 100-or-more yds. are tied for the 3rd-most in franchise history among all players.

### MOST GAMES WITH 100-OR-MORE REC. YDS. AMONG ALL PLAYERS, FRANCHISE HISTORY

	Player	Gms.
1.	Jerry Rice	66
2.	Terrell Owens	25
3t.	<b>George Kittle</b>	<b>17</b>
	Gene Washington	17
5.	Dwight Clark	16

## KONSISTENT KITTLE

Kittle's 2,945 rec. yds. in his first 3 NFL seasons are the most by a TE through their first 3 seasons in NFL history.

His 4,489 rec. yds. in his first 5 NFL seasons are the 3rd-most by a TE through their first 5 seasons in NFL history (Jimmy Graham - 4,752; Kellen Winslow Sr. - 4,513).

### MOST REC. YDS. IN FIRST 3 SEASONS BY A TE, NFL HISTORY

	Player	Yds.
1.	<b>George Kittle</b>	<b>2,945</b>
2.	Mike Ditka	2,774
3.	Rob Gronkowski	2,663
4.	Jimmy Graham	2,648

## KITTLE GETS 1,000

Kittle registered 1,020 yds. in 2023, giving him his 3rd career 1,000 yd. season, which is the 3rd-most in franchise history.

### MOST 1,000-YD. SEASONS, FRANCHISE HISTORY

	Player	Seasons
1.	Jerry Rice	12
2.	Terrell Owens	5
3.	<b>George Kittle</b>	<b>3</b>
4t.	<b>Brandon Aiyuk</b>	<b>2</b>
	Anquan Boldin	2
	John Taylor	2



# STONE COLD KITTLE

## CAREER NUGGETS

- Kittle's 6,274 career rec. yds. are the most by a 49ers TE in franchise history.
- Has 3 career games with 13-or-more receipts, tied for the 3rd-most in NFL history among TEs (Zach Ertz - 4; Jason Witten - 4; Kellen Winslow Sr. - 3).
- Had 4 games with 2-or-more rec. TDs in 2022, including 2 consecutive [at Arz. (11/21/22), vs. Sea. (12/15/22), vs. Was. (12/24/22) and vs. Arz. (1/8/23)]. Kittle became the first 49ers TE since at least 1970 to register 2-or-more rec. TDs in back-to-back games and the first member of the 49ers since 2002 [WR Terrell Owens (Weeks 11-12)] to do so. Also registered 4-consecutive games with 1-or-more TD receipts. for the first time in his career [1 at LV (1/1/23)].
- Is 1 of 4 TEs in NFL history to register 500-or-more rec. yds. in each of the first 7 seasons of his career (TE Rob Gronkowski, NE; TE Keith Jackson, Mia.; HOF TE Ozzie Newsome, Cle.).
- Kittle is the 5th TE in NFL history to register 6,000-or-more rec. yds. in the first 7 seasons of his career.
- Kittle's 515 rec. yds. in 2017 ranked 2nd in the NFL among rookie TEs (Evan Engram, NYG - 722 yds.) and also were the 8th-most in a single season by a 49ers rookie and the most by a 49ers rookie TE since the merger in 1970.
- Kittle has registered the two longest TD receipts. by a TE in franchise history [82t at LAC (9/30/18) & 85t vs. Den. (12/9/18)].

### MOST REC. YDS. BY A TE, FRANCHISE HISTORY

	Player	Rec. Yds.
1.	George Kittle	6,274
2.	Vernon Davis	5,640
3.	Brent Jones	5,195
4.	Monty Stickels	2,993
5.	Ted Kwalick	2,555



## SET THE RECORD STRAIGHT

Kittle finished the 2018 season with 88 receipts. for 1,377 yds. (15.6 avg.), both team highs. His 1,377 yds. were the most in a single season by a TE in NFL history at the time and ranked 8th among all players that year, while his 88 receipts. ranked 3rd in the NFL among TEs (Zach Ertz, Phi. - 116; Travis Kelce, KC - 103). His receipt. total was also the most in a single season by a 49ers TE.

### MOST REC. YDS. BY A TE IN A SINGLE SEASON, NFL HISTORY

	Player	Year	Receipts.	Yds.	Avg.	TDs
1.	Travis Kelce, KC	2020	105	1,416	13.5	11
2.	<b>George Kittle, SF</b>	<b>2018</b>	<b>88</b>	<b>1,377</b>	<b>15.6</b>	<b>5</b>
3.	Mark Andrews, Bal.	2021	107	1,361	12.7	9
4.	Travis Kelce, KC	2022	110	1,338	12.2	12
5.	Travis Kelce, KC	2018	103	1,336	13.0	10

## A DAY TO REMEMBER

Kittle finished with 7 receipts. for a career-high 210 yds. and 1 TD vs. Den. (12/9/18). His 210 rec. yds. were the most in a single game by a TE in franchise history, the 8th-most among all players and the 3rd-most by a TE in a single-game in the NFL since 1960. According to the Elias Sports Bureau, his 210 rec. yds. in the 1st half were the most in the 1st half of an NFL game since Seattle Seahawks WR Steve Largent registered 224 rec. yds. in the 1st half at Det. (10/18/87).

### MOST REC. YDS. BY A TE IN A SINGLE GAME, SINCE 1960

	Player	Date	Opp.	Receipts.	Yds.	TDs
1.	Shannon Sharpe, Den.	10/20/02	at KC	12	214	2
2.	Jackie Smith, StL Cardinals	10/13/63	vs. Pit.	9	212	2
3.	<b>George Kittle, SF</b>	<b>12/9/18</b>	<b>vs. Den.</b>	<b>7</b>	<b>210</b>	<b>1</b>
4t.	Rich Caster, NYJ	9/24/72	at Bal. Colts	6	204	3
	Pete Retzlaff, Phi.	11/14/65	vs. Was.	7	204	0

## GEORGE KITTLE

### WHAT'S MY LINE?

In 2023, Kittle registered 65 receipts. for 1,020 yds. (15.7 avg.) and 6 TDs.

In the postseason, Kittle registered 8 receipts. for 112 yds. (14.0 avg.) and 1 TD.

### LEAGUE LEADER

Kittle's 1,020 rec. yds. led all NFL TEs in 2023.

### MOST REC. YDS. AMONG TES, 2023

	Player	Yds.
1.	<b>George Kittle, SF</b>	<b>1,020</b>
2.	Travis Kelce, KC	984
3.	Evan Engram, Jax.	963
4.	T.J. Hockenson, Min.	960
5.	Sam LaPorta, Det.	889

# PUT A DEEBO ON IT



## DEEBO SAMUEL SR.

### WHAT'S MY LINE?

In 2023, Samuel Sr. registered 60 receipts. for 892 yds. (14.9 avg.) and 7 TDs to go along with 37 carries for 225 yds. and 5 TDs.

In the postseason, Samuel Sr. registered 13 receipts. for 146 yds. (11.2 avg.).

### MR. DO-IT-ALL

Samuel Sr. became 1 of 3 players, and the only WR, in NFL history to have at least 1,000 rec. yds., 5 rec. TDs and 5 rushing TDs in a single season in 2021 (Roger Craig, SF - 1985; Marshall Faulk, StL - 1999).

#### PLAYERS WITH AT LEAST 1,000 REC. YDS., 5 REC. TDs AND 5 RUSHING TDs IN A SINGLE SEASON, NFL HISTORY

Player	Season
Deebo Samuel, SF	2021
Marshall Faulk, StL	1999
Roger Craig, SF	1985

Samuel Sr. is the 1st player in NFL history with at least 1,200 rec. yds. (1,405) and 300 rushing yds. (365) in the same season (2021).

## DEEBO DOES EVERYTHING

- Since entering the NFL in 2019, WR Deebo Samuel Sr. has registered 283 receipts. for 4,122 yds. (14.6 avg.) and 19 TDs through the air to go along with 160 carries for 1,007 yds. (6.3 avg.) and 19 TDs on the ground.
- Samuel Sr. is the 2nd player in NFL history to record 4,000-or-more rec. yds. and 1,000-or-more rushing yds. in the first 5 seasons of his career (HOF WR Charley Taylor, Was.).

### WIDEBACK

- Samuel Sr. has registered 3 career games with 1-or-more rushing TD and 1-or-more rec. TD, which is tied for the 4th-most such games in franchise history.

#### MOST GAMES WITH 1+ RUSH TD AND 1+ REC. TD, FRANCHISE HISTORY

Player	Games
1. RB Christian McCaffrey	6
2t. RB Roger Craig	5
WR Jerry Rice	5
4t. WR Deebo Samuel Sr.	3
RB Ricky Watters	3

### RUN THE ROCK

- Samuel Sr.'s 19 career rushing TDs are the most by a WR in franchise history and are the most by a NFL WR since at least 1960.

#### MOST RUSHING TDs BY A WR, SINCE 1960

Player	TDs
1. WR Deebo Samuel Sr.	19
2. WR Bobby Mitchell	18
3. WR Eric Metcalf	12

## POSTSEASON PERFORMER

- In his 10 postseason games, Samuel Sr. has rushed for 50-or-more yds. twice, which are 2 of the top 3 most rushing yds. in a postseason game by a WR.
- Samuel Sr. tallied 10 carries for 72 yds. and 1 TD at Dal. (1/16/22 - NFC-WC). His 26-yd. TD run was the first postseason rushing TD of his career. His 72 rushing yds. are the most by a WR in a postseason game in NFL history.

#### MOST RUSHING YDS. BY A WR IN A POSTSEASON GAME, NFL HISTORY

Player	Date	Opp.	Atts.	Yds.	TDs
1. Deebo Samuel, SF	1/16/22	at Dal.	10	72	1
2. James Lofton, GB	1/16/83	at Dal.	1	71	1
3. Deebo Samuel, SF	2/2/20	at KC	3	53	0

## QUICK HITS

- Samuel Sr. hauled in 4 receipts. for 116 yds. and 2 TDs through the air to go along with 3 carries for 22 yds. and 1 TD on the ground at Phi. (12/3/23). With 116 rec. yds., 2 rec. TDs and 1 rush TD on the evening, Samuel Sr. became the 4th WR since 2000 with 100-or-more rec. yds., 2-or-more rec. TDs and 1-or-more rush TDs in a single game (WR Chase Claypool, Pit.; WR David Patten, NE; WR Javon Walker, Den.).
- Samuel Sr. tallied 7 receipts. for 149 yds. and 1 TD plus a 1-yd. rush TD vs. Sea. (12/10/23), becoming the 2nd player in NFL history to register 100-or-more rec. yds., 1-or-more rec. TDs and 1-or-more rush TDs in consecutive games (RB Timmy Brown, Phi. - 1960).
- Samuel Sr.'s 1,770 yds. from scrimmage (1,405 rec. yds. & 365 rushing yds.) in 2021 were the 7th-most in a single-season in franchise history and the most since RB Frank Gore notched a franchise-record 2,180 yds. from scrimmage (1,695 rushing yds. & 485 rec. yds.) in 2006.
- Samuel Sr.'s 8 rushing TDs in 2021 were the most in a single season by a WR in NFL history.
- Samuel Sr. hauled in 1 receipt. for 12 yds., while adding 6 carries for 66 yds. and 2 TDs on the ground vs. Min. (11/28/21). According to the Elias Sports Bureau, he became the first WR with at least 1 rushing TD in 3-consecutive games in a season since the merger in 1970 and is the first player in the Super Bowl era, whose primary position is listed as WR, to register 5 rushing TDs in a season.
- Samuel Sr. reached at least 150 rec. yds. in 4 games in 2021 [189 at Det. (9/12/21), 156 at Sea. (10/3/21), 171 at Chi. (10/31/21) & 159 at Ten. (12/23/21)], becoming the first member of the 49ers with 4-or-more games with 150-plus rec. yds. since WR Jerry Rice (1995).



# AIR AIYUK

## B.A. ALL DAY

- A 2023 AP Second-Team All-Pro, WR Brandon Aiyuk finished the 2023 season with 75 receipts. for a career-high 1,342 yds. (17.9 avg.) and 7 TDs. His 17.9 yds. per receipt. ranked 2nd in the NFL, while his 1,342 rec. yds. ranked 7th.

### HIGHEST YDS. PER RECEPT. IN THE NFL, 2023

Player	Yd/Rec
1. WR George Pickens, Pit.	18.1
2. <b>WR Brandon Aiyuk, SF</b>	<b>17.9</b>
3. WR Amari Cooper, Cle.	17.4
4. WR DK Metcalf, Sea.	16.9
5. WR Gabe Davis, Buf.	16.6

## BACK-TO-BACK

- After registering 1,015 rec. yds. in 2022 and 1,342 rec. yds. in 2023, Aiyuk became the 4th WR and 5th player in franchise history to register back-to-back seasons with 1,000-or-more rec. yds.
- Aiyuk also became the first 49ers WR to accomplish the feat since WR Anquan Boldin in the 2013-14 seasons.

### 49ERS PLAYERS TO REGISTER CONSECUTIVE SEASONS WITH 1,000-OR-MORE REC. YDS., FRANCHISE HISTORY

Player	Seasons
<b>WR Brandon Aiyuk</b>	<b>2022-23</b>
WR Jerry Rice	1986-96
WR Terrell Owens	2000-03
WR Anquan Boldin	2013-14
TE George Kittle	2018-19

### MOST REC. YDS. IN THE NFL, 2023

Player	Yds
1. WR Tyreek Hill, Mia.	1,799
2. WR CeeDee Lamb, Dal.	1,749
3. WR Amon-Ra St. Brown, Det.	1,515
4. WR Puka Nacua, LAR	1,486
5. WR A.J. Brown, Phi.	1,456
6. WR DJ Moore, Chi.	1,364
7. <b>WR Brandon Aiyuk, SF</b>	<b>1,342</b>
8. WR Nico Collins, Hou.	1,297
9. WR Mike Evans, TB	1,255
10. WR Amari Cooper, Cle.	1,250

## 11 = 100

- In 2023, Aiyuk registered 7 games with 100-or-more rec. yds., which was tied for the 4th-most in the NFL.

### MOST GAMES WITH 100-OR-MORE REC. YDS. IN THE NFL, 2023

Player	Games
1. WR Amon-Ra St. Brown, Det.	9
2t. WR Tyreek Hill, Mia.	8
WR CeeDee Lamb, Dal.	8
4t. <b>WR Brandon Aiyuk, SF</b>	<b>7</b>
WR A.J. Brown, Phi.	7
WR Puka Nacua, LAR	7

- His 7 games with 100-or-more rec. yds. are tied for the 3rd-most such games in a single season in franchise history.



# BRANDON AIYUK

## WHAT'S MY LINE?

In 2023, Aiyuk registered 75 receipts. for a career-high 1,342 yds. (17.9 avg.) and 7 TDs.

In the postseason, Aiyuk tallied 9 receipts. for 149 yds. (16.6 avg.) and 1 TD.

# KING CHRISTIAN

## QUITE A 2023 FOR 23

- In 2023, RB Christian McCaffrey claimed the NFL's rushing title after registering 1,459 yds. on 272 carries, the most rushing yds. by a 49ers RB since RB Frank Gore in 2012. McCaffrey also led the NFL in yds. from scrimmage and finished tied for the most total TDs.

### MOST YDS. FROM SCRIMMAGE IN THE NFL, 2023

Player	Yds.
1. RB Christian McCaffrey, SF	2,023
2. WR CeeDee Lamb, Dal.	1,862
3. WR Tyreek Hill, Mia.	1,814
4. RB Breece Hall, NYJ	1,585
5. WR Puka Nacua, LAR	1,575

### MOST TOTAL TDs IN THE NFL, 2023

Player	TDs
1t. RB Christian McCaffrey, SF	21
RB Raheem Mostert, Mia.	21
3t. QB Josh Allen, Buf.	15
QB Jalen Hurts, Phi.	15
RB Kyren Williams, LAR	15

- 14 of McCaffrey's 21 total TDs came on the ground, which are the most rushing TDs in a season by a 49ers player, while his 1,459 rushing yds. are the 4th-most in a season in franchise history.

### MOST RUSHING TDs IN A SEASON, FRANCHISE HISTORY

Player	Rush TDs
1. RB Christian McCaffrey (2023)	14
2t. RB Frank Gore (2009)	10
QB Billy Kilmer (1961)	10
RB Derek Loville (1995)	10
RB Joe Perry (1953)	10
RB J.D. Smith	10
RB Ricky Watters	10

### MOST RUSHING YDS. IN A SEASON, FRANCHISE HISTORY

Player	Rush Yds.
1. RB Frank Gore (2006)	1,695
2. RB Garrison Hearst (1998)	1,570
3. RB Roger Craig (1988)	1,502
4. RB Christian McCaffrey (2023)	1,459
5. RB Wendell Tyler (1984)	1,262

## DUAL THREAT

- McCaffrey registered a league-high 4 games with 1-or-more rushing TD and 1-or-more rec. TD in 2023, giving him 15 such games in his career. His 15 career games with 1-or-more rushing TD and 1-or-more rec. TD are tied for the most in NFL history.

### MOST GAMES WITH 1+ RUSH TD AND 1+ REC. TD, NFL HISTORY

Player	Games
1t. RB Christian McCaffrey, Car./SF	15
RB Marshall Faulk, StL	15
3t. RB Lenny Moore, Bal.	12
RB Brian Westbrook, Phi.	12
5. RB Alvin Kamara, NO	11

## KEEP IT 100

- McCaffrey led the NFL in 2023 with 7 games with 100-or-more rushing yds., giving him 22 career games with 100-or-more rushing yds. His 22 games with 100-or-more rushing yds. are the fourth-most among active NFL RBs.

### MOST GAMES WITH 100-OR-MORE RUSHING YDS., ACTIVE NFL RBs

Player	Games
1. RB Derrick Henry, Ten.	38
2t. RB Nick Chubb, Cle.	30
RB Ezekiel Elliott, Dal./NE	30
4. RB Christian McCaffrey, Car./SF	22
5. RB Dalvin Cook, Min./NYJ	21

## CMC RUNS INTO HISTORY

- From Week 13 of 2022 vs. Mia. (12/4/22) to Week 8 of 2023 vs. Cin. (10/29/23), McCaffrey scored 1-or-more TDs in 17 consecutive games (postseason included). His 17-consecutive games with 1-or-more TDs is tied for the longest streak in NFL history.

### MOST CONSECUTIVE GAMES WITH A TD (POSTSEASON INCLUDED), NFL HISTORY

Player	Games
1t. RB Christian McCaffrey, SF	17
RB Lenny Moore, Bal.	17
3t. RB John Riggins, Was.	15
RB O.J. Simpson	15
5. RB Emmitt Smith, Dal.	14



## CHRISTIAN McCAFFREY

### WHAT'S MY LINE?

In 2023, McCaffrey registered 272 rushes for 1,459 yds. (5.4 avg.) and 14 TDs on the ground to go along with 67 receipts. for 564 yds. and 7 TDs in 2023.

In the postseason, McCaffrey registered 59 rushes for 268 yds. (4.5 avg.) and 4 TDs on the ground to go along with 19 receipts. for 152 yds. and 1 TD through the air.

### LEAGUE LEADER

McCaffrey's 1,459 rushing yds. led all NFL RBs in 2023. He became the first player since 1995 and only the 4th since 1970 to lead the NFL in rushing after every week of an entire season (HOF RB Emmitt Smith - 1995; HOF RB Walter Payton - 1977; HOF RB O.J. Simpson - 1973 & 1975).

### MOST RUSHING YDS. IN THE NFL, 2023

Player	Rush Yds.
1. Christian McCaffrey, SF	1,459
2. Derrick Henry, Ten.	1,167
3. Kyren Williams, LAR	1,144
4. James Cook, Buf.	1,122
5. D'Andre Swift, Phi.	1,049



# WHAT CAN'T CHRISTIAN DO?

## CAREER NUGGETS

- In his first 30 games as a member of the 49ers (postseason included), McCaffrey scored 34 total TDs, which is tied for the 2nd-most total TDs by a player through their first 30 games with a team in NFL history, according to the Elias Sports Bureau.
- Through McCaffrey's first 7 seasons (2017-2023), he has registered the most receipts by a RB through a player's first 7 seasons in NFL history (509 receipts.). McCaffrey also holds the NFL record for most career games (11) with 10-or-more receipts by a RB.
- McCaffrey registered 7 total TDs against the Arizona Cardinals in 2023 [4 total TDs vs. Arz. (10/1/23); 3 total TDs at Arz. (12/17/23)]. His 7 total TDs against the Cardinals are tied for the most TDs against a team in a single season in the Super Bowl Era.
- In 2023, McCaffrey scored 21 total TDs, which was tied for the most in the NFL (RB Raheem Mostert, Mia. - 21) and was the 2nd-most total TDs scored by a 49ers player in a single season in franchise history.
- McCaffrey has registered 52 rushing TDs and 29 rec. TDs in his career, making him 1 of 3 players in NFL history to register 50-or-more rushing TDs and 25-or-more rec. TDs [HOF RB Marshall Faulk, StL (100 rushing TDs, 36 rec. TDs); HOF RB Lenny Moore, Bal. (63 rushing TDs, 48 rec. TDs)].
- In 2023, McCaffrey scored 1-or-more TDs in Weeks 1-8, making him the first player to score 1-or-more TDs in each of the first 8 weeks of a season since RB Todd Gurley did so as a member of the Los Angeles Rams in 2018.
- McCaffrey is 1 of 3 players in NFL history to record 2,000-or-more yds. from scrimmage in a season for two different teams (HOF RB Eric Dickerson, LAR/Ind.; HOF RB Marshall Faulk, StL/Ind.).
- McCaffrey is 1 of 3 players to register 1,000-or-more rushing yds. and 100-or-more receipts in a single season. He has accomplished the feat twice [2018 (1,098 rushing yds. & 107 receipts.) & 2019 (1,387 rushing yds. and 116 receipts.)]. His 116 receipts in 2019 are the most by an RB in NFL history. He is the only RB in NFL history to produce multiple seasons with 100-or-more receipts.
- McCaffrey is the only RB in NFL history to register 4 seasons with 5-or-more TD receipts. (2017-2018, 2022-2023).
- McCaffrey reeled in 1-or-more receipts in each of his first 57 games in the NFL, tied for the longest stretch by a RB in NFL history.
- In just 57 games, McCaffrey became the fastest player in NFL history to total 3,000 career rushing yds. and 3,000 career rec. yds.

### MOST TOTAL TDs BY A PLAYER IN THEIR FIRST 30 GAMES WITH A TEAM, NFL HISTORY

Player	TDs
1. RB Gale Sayers, Chi.	36
2t. RB Christian McCaffrey, SF	34
RB Priest Holmes, KC	34
RB Marcus Allen, LA Raiders	34
5. RB Steve Van Buren, Phi.	33

### MOST TDs SCORED AGAINST AN OPPONENT IN A SINGLE SEASON, SUPER BOWL ERA

Player	Year	Opp.	TDs
Christian McCaffrey, SF	2023	Arz.	7
Jamaal Charles, KC	2013	Oak.	7
LaDainian Tomlinson, SD	2006	Den.	7
Marshall Faulk, StL	2000	SF	7
Lydell Mitchell, Bal.	1975	Buf.	7

### MOST TOTAL TDs IN A SEASON, FRANCHISE HISTORY

Player	TDs
1. WR Jerry Rice (1987)	23
2. RB Christian McCaffrey (2023)	21
3. WR Jerry Rice (1989 & 1995)	17
4t. WR Terrell Owens (2021)	16
WR Jerry Rice (1986 & 1993)	16

### RBS WITH 100-OR-MORE RECEPTS. IN A SINGLE SEASON, NFL HISTORY

Player	Year	Receipts.
Christian McCaffrey, Car.	2019	116
Christian McCaffrey, Car.	2018	107
Austin Ekeler, LAC	2022	107
Matt Forte, Chi.	2014	102
Larry Centers, Arz.	1995	101
LaDainian Tomlinson, SD	2003	100



**CHRISTIAN McCAFFREY**

## A DAY TO REMEMBER

- With a 34-yd. TD pass, a 9-yd. TD receipt, and a 1-yd. TD run at LAR (10/9/22), McCaffrey became the 4th player to register at least 1 passing TD, 1 rushing TD and 1 rec. TD in the same game in the NFL since 1970 [HOF RB LaDainian Tomlinson, former NE WR David Patten & HOF RB Walter Payton]. He went on to win NFC Player of the Week (Week 8 of 2022).

## NO FLY ZONE

- Since the beginning of the 2019 season, 49ers opponents are averaging 204.5 net passing yds. per game, which is the 3rd-fewest allowed in the NFL over that span (Buf. - 199.9; NE - 203.0).
- The 49ers defense registered 22 interceptions in 2023, which was tied for the most in the NFL (Chi. - 22).

### FEWEST NET PASSING YDS. PER GAME ALLOWED IN THE NFL, 2019-23

Team	YPG
1. Buffalo Bills	199.9
2. New England Patriots	203.0
<b>3. San Francisco 49ers</b>	<b>204.5</b>
4. Cleveland Browns	204.9
5. Pittsburgh Steelers	211.1



## SHORT OF THE STICKS

- San Francisco has forced 325 drives that resulted in a three-and-out over the last five seasons (2019-23), which is the 4th-most in the NFL during that span (Cle. - 337; NE - 335; TB - 327).
- Since 2019, the 49ers defense has held opponents to a 37.9% 3rd down conversion percentage, which is tied for the 6th-lowest percentage in the NFL during that span (Bal. - 35.5%; NE - 35.8%; Buf. - 36.4%; NO - 37.3%; Cle. - 37.8%; Dal. - 37.9%; Pit. - 37.9%).

### LOWEST 3RD DOWN % ALLOWED IN THE NFL, 2019-23

Team	3rd Conv.	3rd Att.	3rd %
1. Baltimore Ravens	371	1,045	35.5
2. New England Patriots	383	1,070	35.8
3. Buffalo Bills	379	1,040	36.4
4. New Orleans Saints	416	1,116	37.3
5. Cleveland Browns	402	1,064	37.8
<b>6t. San Francisco 49ers</b>	<b>396</b>	<b>1,045</b>	<b>37.9</b>
Dallas Cowboys	407	1,075	37.9
Pittsburgh Steelers	421	1,112	37.9

## USE THE FORCE

- Over the last five seasons (2019-23), the 49ers defense has forced 84 fumbles, which is the most forced fumbles in the NFL during that span.

### MOST DEFENSIVE FFS IN THE NFL, 2019-23

Team	FFs
<b>1. San Francisco 49ers</b>	<b>84</b>
2. Tampa Bay Buccaneers	82
3. Pittsburgh Steelers	81
4. Dallas Cowboys	79
5. Baltimore Ravens	78

## RUN DOWN

- Over the last three seasons (2021-23), the 49ers defense has held its opponents to 90.3 rushing yds. per game, which ranks 2nd in the NFL during that span (Ten. - 89.7).
- In 2023, the 49ers defense held opponents to 89.7 rushing yds. per game, the 3rd-fewest in the NFL (Chi. - 86.4; Det. - 88.8).

### FEWEST RUSHING YDS. ALLOWED PER GAME, 2021-23

Team	YPG
1. Tennessee Titans	89.7
<b>2. San Francisco 49ers</b>	<b>90.3</b>
3. Baltimore Ravens	95.3
4. Tampa Bay Buccaneers	102.8
5. Miami Dolphins	103.3



## FEEL FOR FIRST

- Over the last three seasons (2021-23), the 49ers defense is holding its opponents to 3.8 yds. per rush on first down, which is tied for the 2nd-fewest in the NFL over that span (Ten. - 3.5; Mia. - 3.8).

### FEWEST RUSHING YDS. ALLOWED ON FIRST DOWN IN THE NFL, 2021-23

Team	Avg.
1. Tennessee Titans	3.5
<b>2t. San Francisco 49ers</b>	<b>3.8</b>
Miami Dolphins	3.8
4t. New England Patriots	4.0
New Orleans Saints	4.0
Washington Commanders	4.0

## HOLD THE LINE

- Over the last three seasons (2021-23), the 49ers defense has allowed opponents to earn 928 first downs, which is the 5th-fewest in the NFL over that span (Cle. - 909; Buf. - 911; NO - 923; NE - 927).

### FIRST DOWNS ALLOWED IN THE NFL, 2021-23

Team	1st Downs
1. Cleveland Browns	909
2. Buffalo Bills	911
3. New Orleans Saints	923
4. New England Patriots	927
<b>5. San Francisco 49ers</b>	<b>928</b>



## THREE-AND-OUT

- In 2023, the 49ers defense forced 39 three-and-outs out of 174 possible drives for an opponent three-and-out percentage of 22.4%, the 8th-best mark in the NFL (Cle. - 32.4%; NYJ - 27.8%; NO - 25.5%; NE - 24.1%; Atl. - 24.1%; KC - 24.0%; NYG - 23.1%; Jax. - 23.1%).

### OPPONENT THREE-AND-OUT DRIVE PERCENTAGE, 2023

Team	3-Out %
1. Cleveland Browns	32.4
2. New York Jets	27.8
3. New Orleans Saints	25.5
4t. Atlanta Falcons	24.1
New England Patriots	24.1
6. Kansas City Chiefs	24.0
7t. Jacksonville Jaguars	23.1
New York Giants	23.1
9. San Francisco 49ers	22.4

## SACK PARTY

- Over the last three seasons (2021-23), the 49ers defense has registered 140 total sacks, which is tied for the 7th-most sacks in the NFL during that span (Mia. - 144; KC - 143; Bal. - 142; Pit. - 142; Phi. - 142; Dal. - 141; TB - 140).
- In 2023, the 49ers defense registered 48 sacks, which was tied for the 7th-most in the NFL (Bal. - 60; KC - 57; Mia. - 56; Buf. - 54; Ind. - 51; Cle. - 49; LAC - 48; NYJ - 48; TB - 48).

### MOST SACKS IN THE NFL, 2021-23

Team	Sacks
1. Miami Dolphins	144
2. Kansas City Chiefs	143
3t. Baltimore Ravens	142
Pittsburgh Steelers	142
Philadelphia Eagles	142
6. Dallas Cowboys	141
7t. San Francisco 49ers	140
Tampa Bay Buccaneers	140

## NOT IN OUR HOUSE

- Over the last two seasons (2022-23), the 49ers defense has held its opponents to 45 red zone touchdowns, which is the fewest in the NFL during that span.
- The 49ers have allowed opponents to reach the red zone 226 times since 2019, which is the fewest opponent red zone drives in the NFL during that span.

### FEWEST RED ZONE TDS ALLOWED IN THE NFL, 2022-23

Team	RedZnTDs
1. San Francisco 49ers	45
2t. Baltimore Ravens	46
New Orleans Saints	46
New York Jets	46
5t. Buffalo Bills	49
Pittsburgh Steelers	49



## DEFENSIVE QUICK HITS

- Over the last five seasons (2019-23), San Francisco's defense has allowed 302.2 yds. per game, ranking 1st in the NFL during that span.
- Since 2020, the 49ers defense has held its opponents to 18.5 first downs per game, ranking 1st in the NFL over that span.
- The 49ers have tallied 42 interceptions over the past two seasons (2022-23), ranking 1st in the NFL.
- In 2023, the 49ers defense registered 7 interceptions of 20-or-more yds., which was tied for the most in the NFL (Bal. - 7; Jax. - 7; NYG - 7).
- In 2023, the 49ers defense held opposing defenses to 44 red zone drives, the 2nd-fewest in the NFL (Cle. - 42).
- San Francisco's defense held opponents to scoring 298 points in 2023, the 3rd-fewest in the NFL (Bal. - 280; KC - 294).
- The 49ers defense held opposing quarterbacks to an average passer rating of 79.6 in 2023, which was the 4th-lowest opponent average passer rating in the NFL (Bal. - 74.6; Cle. - 74.7; NYJ - 76.0).

### FEWEST NET YDS. PER GAME ALLOWED IN THE NFL, 2019-23

Team	YPG
1. San Francisco 49ers	302.2
2. Buffalo Bills	309.5
3. New England Patriots	312.8
4. New Orleans Saints	320.8
5. Baltimore Ravens	324.1



## PINPOINT PUNTS

- Over the last two seasons (2022-23), the 49ers have placed 27 punts inside-the-10 yd. line, which is tied for the 2nd-most punts placed inside-the-10 during that span (NYJ - 29; Ten. - 27).
- In 2023, P Mitch Wishnowsky placed 13 of his 52 punts (25.0%) inside-the-10 yd. line., the 2nd-most punts placed inside-the-10 in the NFL (P Thomas Morstead, NYJ - 17).

### MOST PUNTS PLACED INSIDE-THE-10 IN THE NFL, 2022-23

Team	In-The-10
1. New York Jets	29
2t. San Francisco 49ers	27
Tennessee Titans	27
4. Houston Texans	26
5. Cleveland Browns	25

# YOU'VE BEEN WARNER-ED

## YOU'VE GOT A FRED IN ME

- In 2023, Warner tallied 132 tackles, career-highs in PDs (11) and INTs (4), 2.5 sacks and 4 FFs.
- Warner's 4 INTs in 2023 are tied for the most INTs by a non-DB in franchise history.
- Warner racked up a career-high 137 tackles (7 TFLs), 4 PDs, a career-high 3 FRs, 1 FF and 0.5 sack in 2021 after leading the team in the same category with 125 tackles in 2020. Warner has led the team in tackles in each of his first six seasons with the 49ers.
- Warner is 1 of 2 players in the NFL to register 115-or-more tackles in a single season from 2018-23 (Bobby Wagner, Sea./LAR).
- In 2023, Warner was the only player in the NFL to register 130-or-more tackles, 2.0-or-more sacks, 4-or-more INTs, 10-or-more PDs and 4-or-more FFs.

### 49ERS TACKLE LEADERS, 2023

Player	Tackles
1. Fred Warner	132
2. Dre Greenlaw	120
3. Deommodore Lenoir	84
4. Charvarius Ward	72
5. Tashaun Gipson Sr.	60

### MOST INTS IN A SEASON BY A NON-DB, FRANCHISE HISTORY

Player	INTs
1t. LB Fred Warner (2023)	4
LB Jim Fanhurst (1986)	4
LB Keena Turner (1984)	4
LB Frank Nunley (1974)	4
5t. Seven Players	3

### PLAYERS WITH 130-OR-MORE TACKLES, 10-OR-MORE PDS, 2.0-OR-MORE SACKS, 4-OR-MORE INTS & 4-OR-MORE FFs, 2023

Player	Tackles	PDs	Sacks	INTs	FFs
Fred Warner, SF	132	11	2.5	4	4

- In San Francisco's Week 10 game of 2019 vs. Sea. (11/11/19), Warner registered 10 tackles, a career-high 2.0 sacks, 1 FF and 1 PD. His 2.0 sacks were the first of his career, as he became the first 49ers MLB to register 2.0-or-more sacks in a game since LB NaVorro Bowman had 2.0 sacks at StL (9/26/13).
- He became the first player in the NFL to register at least 10 tackles, 2.0 sacks and 1 FF in a game since Chicago Bears DL Akiem Hicks tallied 10 tackles, 2.0 sacks and 1 FF vs. SF (12/4/16).
- Warner intercepted Rams QB Jared Goff and returned the pass 46 yds. for a TD vs. LAR (12/21/19), marking the first INT and TD of his career.
- Warner finished the 2019 season as 1 of 3 LBs in the NFL with at least 90 tackles (118), 4 PDs (9), 3.0 sacks (3.0), 2 FFs (3) and 1 INT (1).
- In Weeks 10-13 of 2019, Warner registered 44 tackles, 4 TFLs, 3.0 sacks, 3 PDs and 2 FFs. His 44 tackles were tied for the most in the NFL over that span, as he was winner of NFC Defensive Player of the Week in Week 12. Warner was the only player in the NFL to register 40-or-more tackles and 3.0-plus sacks over that span. He was named NFC Defensive Player of the Month (November).

## QUICK HITS

- Warner was selected by the 49ers in the 3rd round (70th overall) of the 2018 NFL Draft out of Brigham Young University. He has started all 98 games throughout his career.
- In 98 career games, Warner has recorded 765 total tackles, which is the second-most tackles by a 49ers player in franchise history.
- With 10-or-more tackles in each of the first 4 games of his career, Warner became the first rookie since 2000 to begin his career with 4 consecutive games of at least 10 tackles.

### MOST TACKLES, FRANCHISE HISTORY

Player	Tackles
1. LB Patrick Willis	950
2. LB Fred Warner	765
3. LB Derek Smith	703
4. LB Ken Norton	695
5. LB NaVorro Bowman	675



## FRED WARNER

### WHAT'S MY LINE?

In 2023, Warner registered 132 tackles, 2.5 sacks, 11 PDs, 4 INTs and 4 FFs.

In the postseason, Warner registered 33 tackles and 1 PD.

### NO FLY ZONE

In the last two seasons (2022-23), Warner's 21 PDs are the most by a LB in the NFL.

### MOST PDS BY A LB IN THE NFL, 2022-23

Player	PDs
1. Fred Warner, SF	21
2t. Jordan Hicks, Min.	15
Devin Lloyd, Jax.	15
Bobby Okereke, NYG	15
5t. Four Players	14



# BEWARE OF BOSA

## THE TECHNICIAN

- In 2023, Bosa registered 53 tackles, 10.5 sacks, 4 PDs, 2 FFs and 1 FR.
- Bosa registered 1.0-or-more sacks in 10 of his first 11 games in 2022. He became the 4th player since 1982 to record 1.0-or-more sacks in 13-or-more games of a season [(LB DeMarcus Ware, Dal. - 2008 (14 games), LB Justin Houston, KC - 2014 (13) & DL Chandler Jones, NE - 2017 (13)].
- In 2022, Bosa became the first member of the 49ers to register 1.0-or-more sacks in each of the first 4 weeks of a season [1.0 at Chi. (9/11/22), 2.0 vs. Sea. (9/18/22), 1.0 at Den. (9/25/22) & 2.0 vs. LAR (10/3/22)]
- In Weeks 7-13 (Week 9 Bye) of 2022, Bosa [1.0 vs KC (10/23/22), 1.5 at LAR (10/30/22), 1.0 vs. LAC (11/13/22), 1.0 vs. NO (11/27/22) & 3.0 vs. Mia. (12/4/22)] became 1 of 3 members of the 49ers to record 2 streaks of 4-or-more games with 1.0-or-more sacks in the same season since sacks became an official statistic in 1982. The performance helped him win NFC Defensive Player of the Month for November.

- Bosa's 35 QB hits in 2023 were the 2nd-most in the NFL, while his 16 TFLs led the team.

- Bosa's 18.5 sacks in 2022 were the most in a single season by a member of the 49ers since LB Aldon Smith had 19.5 sacks in 2012 and are tied for the 2nd-most by a member of the 49ers in a single season [LB Aldon Smith - 19.5 (2012); DL Fred Dean - 17.5 (1983)]. Bosa (15.5 sacks in 2021) is 1 of 3 players to register 15.0-or-more sacks in consecutive seasons before turning the age of 26, since 1982 [DL Richard Dent, Chi. & LB Andre Tippett, NE (1984-85)].

- Bosa has 8.0 sacks in the 9 postseason games of his career. His 8.0 sacks are the most in postseason franchise history and he is 1 of 5 players in franchise history with multiple postseason games with 2.0-or-more sacks (Dwaine Board, Ahmad Brooks, Fred Dean & Tim Harris).

- Bosa's 8.0 sacks in his first 6 postseason games are the 3rd-most in NFL postseason history (LaMarr Woodley - 10.0; Richard Dent - 9.5).

- Bosa registered 4 tackles, 3.0 sacks, 1 PD and 1 INT vs. Car. (10/27/19), joining DE Kevin Williams, Min. (12/28/2003) and DE Julius Peppers, Car. (10/13/2002) as the only rookies to have at least 3.0 sacks and an INT in a single game since 1982.

- Bosa became the 6th player since 1982 to record 7.0-or-more sacks through his first 7 career games [Mark Anderson (7.5 - 2006), Julius Peppers (7.0 - 2002), Santana Dotson (7.0 - 1992), James Francis (7.0 - 1990) & Vernon Maxwell (7.0 - 1983)].

### MOST QB HITS IN THE NFL AMONG ALL PLAYERS, 2023

Player	QB Hits
1. T.J. Watt, Pit.	36
2. <b>Nick Bosa, SF</b>	<b>35</b>
3t. Four Players	33

### MOST CAREER SACKS BY A MEMBER OF THE 49ERS IN A SINGLE SEASON, SINCE 1982

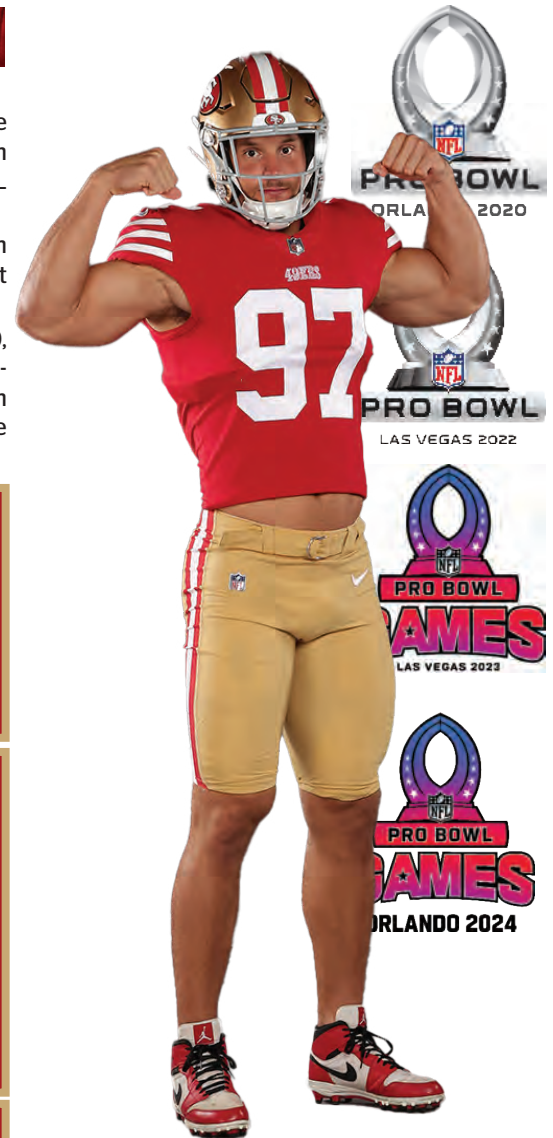
Player	Season	Sacks
1. Aldon Smith	2012	19.5
2. <b>Nick Bosa</b>	<b>2022</b>	<b>18.5</b>
3. Fred Dean	1983	17.5
4. Tim Harris	1992	17.0
5. Charles Haley	1990	16.0
6. <b>Nick Bosa</b>	<b>2021</b>	<b>15.5</b>

### MOST CAREER SACKS BY A MEMBER OF THE 49ERS IN THE POSTSEASON, SINCE 1982

Player	Games	Sacks
1. <b>Nick Bosa</b>	<b>9</b>	<b>10.0</b>
2. Charles Haley	12	7.5
3. Arik Armstead	9	7.0
4t. Dwaine Board	7	6.5
Ahmad Brooks	8	6.5
Tim Harris	6	6.5

## QUICK HITS

- With 9.0 sacks on the 2019 season, Bosa finished with the 4th-most by a 49ers rookie since 1982.
- With 2.0 sacks, 1 FF and 1 FR vs. Cle. (10/7/19), Bosa registered his first career FF, FR and multi-sack game. According to ESPN Stats & Info, Bosa became the only 49ers player to register 2.0 sacks, 1 FF and 1 FR in a single-game in the previous 25 years. He also became the first 49ers rookie with at least 2.0 sacks in a game since DL DeForest Buckner at Buf. (10/16/16).



## NICK BOSA

### WHAT'S MY LINE?

In 2023, Bosa registered 53 tackles, 10.5 sacks, 4 PDs, 2 FFs and 1 FR.

In the postseason, Bosa registered 12 tackles and 2.0 sacks.

### SACK MASTER

Bosa's 53.5 career sacks are the third-most sacks in 49ers franchise history.

### MOST CAREER SACKS, FRANCHISE HISTORY

Player	Sacks
1. DL Bryant Young	89.5
2. DL Charles Haley	66.5
3. <b>DL Nick Bosa</b>	<b>53.5</b>
4. LB Ahmad Brooks	51.5
5. DL Dana Stubblefield	46.5

# THE BOOMIN' ONION

## CLIMBS THE RANKS

- Through his first five seasons, Wishnowsky has tallied 127 punts placed inside the 20-yd. line as a member of the 49ers. His 127 punts inside the 20-yd. line rank 2nd in franchise history (inside-the-20 became an official stat in 1976).
- Wishnowsky also ranks 2nd in franchise history in yds. per punt avg. (min. 100 punts) with a 45.7 avg.

### MOST CAREER PUNTS PLACED INSIDE THE 20, FRANCHISE HISTORY

Player	In20
1. Andy Lee	300
2. <b>Mitch Wishnowsky</b>	<b>127</b>
3. Bradley Pinion	112
4. Max Runager	84
5. Mike Cofer	55

### ALL-TIME LEADING PUNTERS BY AVG., FRANCHISE HISTORY

Player	Yds.	Avg.
1. Andy Lee	43,468	46.2
2. <b>Mitch Wishnowsky</b>	<b>13,148</b>	<b>45.7</b>
3. Tommy Davis	22,883	44.7
4. Bradley Pinion	14,599	43.7
5. Frankie Albert	5,830	41.9

## 20/20 VISION

- Wishnowsky's 32 punts inside the 20-yd. line in 2022 were the 4th most by a member of the 49ers in a single season.

### MOST PUNTS PLACED INSIDE THE 20 IN A SINGLE SEASON, FRANCHISE HISTORY

Player	In20
1. Andy Lee (2007)	42
2. Andy Lee (2012)	36
3. Andy Lee (2010)	34
4. <b>Mitch Wishnowsky (2022)</b>	<b>32</b>
5. Bradley Pinion (2015 & 2017)	31



## SEPTEMBER'S VERY OWN

- Wishnowsky won the NFC Special Teams Player of the Month Award for September in consecutive seasons (2021-22). In September 2021, Wishnowsky pinned 8 of his 11 punts within the 20-yd. line. In September 2022, Wishnowsky placed 8 of his 14 punts inside the 20, 6 inside the 10 and registered a career-long 74-yd. punt at Den. (9/25/22).



## MITCH WISHNOWSKY

### WHAT'S MY LINE?

In 2023, Wishnowsky registered 52 punts, 26 of which were placed inside the 20-yd. line (50.0%), for 2,480 yds. (47.7 avg.).

In the postseason, Wishnowsky registered 10 punts, 5 of which were placed inside the 20-yd. line (50.0%), for 489 yds. (48.9 avg.).

## PRECISE PLACEMENT

- Wishnowsky ranked 2nd in the NFL in percentage of punts placed inside-the-20 (min. 30 punts) in 2023, as 26 of his 52 punts (50.0%) were pinned within the 20-yd. line.

### PERCENTAGE OF PUNTS PLACED INSIDE THE 20 IN THE NFL, 2023

Player	Punts	Percentage
1. Ryan Stonehouse, Ten.	28	51.9%
2. <b>Mitch Wishnowsky, SF</b>	<b>26</b>	<b>50.0%</b>
3. Logan Cooke, Jax.	29	47.5%
4. Sam Martin, Buf.	24	47.1%
5. Jack Fox, Det.	26	45.6%

- Wishnowsky ranked 2nd in the NFL in punts placed inside-the-10 and 1st in percentage of punts placed inside-the-10 (min. 30 punts) in 2023, as 13 of his 52 punts (25.0%) were pinned within the 10-yd. line.

### PERCENTAGE OF PUNTS PLACED INSIDE THE 10 IN THE NFL, 2023

Player	Punts	Percentage
1. <b>Mitch Wishnowsky, SF</b>	<b>13</b>	<b>25.0%</b>
2. Sam Martin, Buf.	12	23.5%
3. Logan Cooke, Jax.	12	19.7%
4. Jack Fox, Det.	10	17.5%
5. Thomas Morstead, NYJ	17	17.2%





# 49ERS 2024 COACHING STAFF



**Kyle Shanahan**  
Head Coach



**Chris Foerster**  
Run Game Coordinator/  
Offensive Line



**Brian Schneider**  
Special Teams Coordinator



**Nick Sorensen**  
Defensive Coordinator



**Brandon Staley**  
Assistant Head Coach/Defense



**Cameron Brown**  
Defensive Quality Control



**Daniel Bullocks**  
Defensive Passing  
Game Specialist/Nickels



**Cameron Clemmons**  
Assistant Offensive Line



**Brian Fleury**  
Tight Ends



**Joe Graves**  
Assistant Offensive Line



**Brian Griese**  
Quarterbacks



**Leonard Hankerson**  
Wide Receivers



**Matthew Harper**  
Assistant Special Teams



**Andrew Hayes-Stoker**  
Assistant Defensive Backs



**Jordan Hogan**  
Offensive Coaching Fellow



**Johnny Holland**  
Linebackers



**Kris Kocurek**  
Defensive Line



**Klay Kubiak**  
Offensive Passing  
Game Specialist




**Mick Lombardi**  
Senior Offensive Assistant




**August Mangin**  
Special Teams Quality Control/  
Game Management Specialist



**Miguel Reveles**  
Offensive Assistant



**Asauni Rufus**  
Offensive Quality Control



**Deuce Schwartz**  
Offensive Quality Control



**Robert Turner Jr.**  
Running Backs



**Jacob Webster**  
Defensive Quality Control



**K.J. Wright**  
Defensive Quality Control



**Patrick Hagedorn**  
Assistant to the Head Coach



**Max Molz**  
Coaching Operations  
Assistant

# 2024 SAN FRANCISCO 49ERS UNOFFICIAL DEPTH CHART

Compiled by the 49ers Football Communications staff

AS OF AUGUST 13, 2024

## OFFENSE

WR	11	Brandon Aiyuk	18	Chris Conley	6	Danny Gray	83	Jacob Cowing
			14	<u>Ricky Pearsall</u>	86	Tay Martin	84	Jontre Kirklın
LT	76	Jaylon Moore	61	Chris Hubbard				
LG	65	Aaron Banks	63	Nick Zakelj	60	Sebastian Gutierrez	62	<u>Jarrett Kingston</u>
C	64	Jake Brendel	78	Ben Bartch	66	<u>Drake Nugent</u>		
RG	74	Spencer Burford	55	Jon Feliciano	77	<u>Dominick Puni</u>	69	Lewis Kidd
RT	68	Colton McKivitz	75	Brandon Parker	67	Isaac Alarcon		
TE	85	George Kittle	82	Eric Saubert	81	Cameron Latu	89	<u>Mason Pline</u>
			9	Brayden Willis	88	Jake Tonges		
WR	1	Deebo Samuel Sr.	15	Jauan Jennings	10	Ronnie Bell	7	Robbie Chosen
					19	Trent Taylor		
RB	23	Christian McCaffrey	24	Jordan Mason	32	Patrick Taylor Jr.	38	<u>Cody Schrader</u>
			25	Elijah Mitchell	49	<u>Isaac Guerendo</u>	28	<u>Matt Breida</u>
							31	Ke'Shawn Vaughn
FB	44	Kyle Juszczyk						
QB	13	Brock Purdy	17	Brandon Allen	4	<u>Tanner Mordecai</u>		
			5	Joshua Dobbs				

## DEFENSE

LDE	56	Leonard Floyd	94	Yetur Gross-Matos	58	Alex Barrett	78	Jonathan Garvin
LDT	99	Maliek Collins	90	Kevin Givens	96	T.Y. McGill Jr.	60	Shakel Brown
RDT	98	Javon Hargrave	92	Jordan Elliott	93	Kalia Davis	66	<u>Evan Anderson</u>
RDE	97	Nick Bosa	51	Robert Beal Jr.	91	Sam Okuayinonu		
SAM	45	Demetrius Flannigan-Fowles	50	Jalen Graham				
MIKE	54	Fred Warner	36	Curtis Robinson	48	<u>Tatum Bethune</u>		
WILL	59	De'Vondre Campbell Sr.	53	Dee Winters	47	Ezekiel Turner		
LCB	7	Charvarius Ward	20	Ambry Thomas	0	Samuel Womack III		
			33	Rock Ya-Sin	26	Chase Lucas		
RCB	2	Deommodore Lenoir	22	Isaac Yiadom	28	Darrell Luter Jr.		
			31	<u>Renardo Green</u>				
NB	2	Deommodore Lenoir	31	<u>Renardo Green</u>	0	Samuel Womack III		
					26	Chase Lucas		
FS	27	Ji'Ayir Brown	41	Taylor Hawkins	49	<u>Jaylen Mahoney</u>		
SS	30	George Odum	43	<u>Malik Mustapha</u>	35	Tracy Walker III		

## SPECIAL TEAMS

P	3	Mitch Wishnowsky	5	Pressley Harvin III
K	4	Jake Moody		
H	3	Mitch Wishnowsky	5	Pressley Harvin III
PR	19	Trent Taylor	10	Ronnie Bell
			14	<u>Ricky Pearsall</u>
KOR	10	Ronnie Bell	19	Trent Taylor
			14	<u>Ricky Pearsall</u>
LS	46	Taybor Pepper		

Active/PUP List – LB Dre Greenlaw, S Talanoa Hufanga, DL Drake Jackson

Reserve/PUP List – DL Drake Jackson

Reserve/Did Not Report List – T Trent Williams

Injured Reserve List – DL Austin Bryant, WR Frank Darby, WR Terique Owens

Underline – rookies

## PRONUNCIATION GUIDE

Brandon Aiyuk .....EYE–yook	Darrell Luter Jr..... duh–RELL
Matt Breida.....BREE–duh	Malik Mustapha..... MAL–ick
Ji'Ayir Brown.....jye–YEAR	Sam Okuayinonu .....oh–koo–WAH–new
Maliek Collins..... muh–LEEK	Dominick Puni .....poo–knee
Kalia Davis..... kuh–LEE–uh	Eric Saubert.....SAW–bert
Yetur Gross-Matos ..... YEE–tore,	Ambry Thomas .....AM–bree
gross–MAH–tose	Charvarius Ward ..... charr–VEAR–ee–us
Javon Hargrave .....JAY–vonn	Mitch Wishnowsky ..... wish–NOW–ski
Talanoa Hufanga.....tal–uh–NOE–uh,	Rock Ya-Sin ..... yuh–SEEN
who–FAWN–guh	Isaac Yiadom ..... YEAH–dum
Kyle Juszczyk ..... YOOZ–check	Nick Zakelj..... zuh–CAL
Cameron Latu ..... LAH–two	
Deommodore Lenoir .....dee–AH–mo–door,	<i>The 49ers audio pronunciation guide can be found at:</i>
luh–NOOR	<i>https://49ers.1rmg.com/pronunciation–guide/</i>

## COACHING STAFF

Kyle Shanahan.....	Head Coach
Chris Foerster.....	Run Game Coordinator/Offensive Line
Brian Schneider .....	Special Teams Coordinator
Nick Sorensen.....	Defensive Coordinator
Brandon Staley.....	Assistant Head Coach/Defense
Cameron Brown .....	Defensive Quality Control
Daniel Bullocks.....	Defensive Passing Game Specialist/Nickels
Cameron Clemmons.....	Assistant Offensive Line
Brian Fleury.....	Tight Ends
Joe Graves .....	Assistant Offensive Line
Brian Griese .....	Quarterbacks
Leonard Hankerson .....	Wide Receivers
Matthew Harper .....	Assistant Special Teams
Andrew Hayes–Stoker.....	Assistant Defensive Backs
Jordan Hogan.....	Offensive Coaching Fellow
Johnny Holland.....	Linebackers
Kris Kocurek.....	Defensive Line
Klay Kubiak .....	Offensive Passing Game Specialist
Mick Lombardi .....	Senior Offensive Assistant
August Mangin .....	Special Teams Quality Control/ Game Management Specialist
Miguel Reveles .....	Offensive Assistant
Asauni Rufus .....	Offensive Quality Control
Deuce Schwartz.....	Offensive Quality Control
Robert Turner Jr. ....	Running Backs
Jacob Webster .....	Defensive Quality Control
K.J. Wright .....	Defensive Quality Control



# 2024 SAN FRANCISCO 49ERS NUMERICAL ROSTER

AS OF AUGUST 13, 2024

NO	PLAYER	POS	HT	WT	Age	EXP	COLLEGE	ACQUIRED
0	Samuel Womack III	CB	5-10	189	25	3	Toledo	D-5 in '22
1	Deebo Samuel Sr.	WR	5-10	215	28	6	South Carolina	D-2 in '19
2	Deommodore Lenoir	DB	5-10	200	24	4	Oregon	D-5B in '21
3	Mitch Wishnowsky	P	5-11	220	32	6	Utah	D-4 in '19
4	Jake Moody	K	5-11	210	24	2	Michigan	D-3B in '23
4	Tanner Mordecai	QB	5-10	218	24	2	Wisconsin	FA in '24
5	Joshua Dobbs	QB	5-10	220	29	8	Tennessee	FA in '24
5	Pressley Harvin III	P	5-10	255	25	4	Georgia Tech	FA in '24
6	Danny Gray	WR	5-10	200	25	3	Southern Methodist	D-3B in '22
7	Robbie Chosen	WR	5-10	185	31	9	Temple	FA in '24
7	Charvarius Ward	CB	5-11	196	28	7	Middle Tennessee State	FA in '22
9	Brayden Willis	TE	6-4	240	24	2	Oklahoma	D-7A in '23
10	Ronnie Bell	WR	5-10	190	24	2	Michigan	D-7B in '23
11	Brandon Aiyuk	WR	5-10	200	26	5	Arizona State	D-1B in '20
13	Brock Purdy	QB	5-10	220	24	3	Iowa State	D-7 in '22
14	Ricky Pearsall	WR	5-11	189	23	3	Florida	D-1 in '24
15	Jauan Jennings	WR	5-10	212	27	4	Tennessee	D-7 in '20
17	Brandon Allen	QB	5-10	209	31	8	Arkansas	FA in '23
18	Chris Conley	WR	5-10	205	31	10	Georgia	FA in '23
19	Trent Taylor	WR	5-8	180	30	8	Louisiana Tech	FA in '24
20	Ambry Thomas	CB	5-10	190	24	4	Michigan	D-3B in '21
22	Isaac Yiadom	CB	5-11	188	28	7	Boston College	FA in '24
23	Christian McCaffrey	RB	5-11	210	28	8	Stanford	TR in '22 (Car.)
24	Jordan Mason	RB	5-11	223	25	3	Georgia Tech	FA in '22
25	Elijah Mitchell	RB	5-10	200	26	4	Louisiana	D-6 in '21
26	Chase Lucas	CB	5-11	184	27	4	Arizona State	FA in '24
27	Ji'Ayir Brown	S	5-11	202	24	2	Penn State	D-3A in '23
28	Matt Breida	RB	5-11	195	29	8	Georgia Southern	FA in '24
28	Darrell Luter Jr.	CB	5-10	190	24	2	South Alabama	D-5A in '23
30	George Odum	S	5-10	202	30	7	Central Arkansas	FA in '22
31	Renardo Green	CB	5-10	186	23	3	Florida State	D-2 in '24
31	Ke'Shawn Vaughn	RB	5-10	214	27	5	Vanderbilt	FA in '24
32	Patrick Taylor Jr.	RB	5-10	217	26	6	Memphis	FA in '24
33	Rock Ya-Sin	CB	5-11	195	28	6	Temple	FA in '24
35	Tracy Walker III	S	5-11	206	29	7	Louisiana	FA in '24
36	Curtis Robinson	LB	5-11	235	26	3	Stanford	FA in '21
38	Cody Schrader	RB	5-9	214	24	1	Missouri	FA in '24
41	Taylor Hawkins	S	5-11	205	26	1	San Diego State	FA in '23
43	Malik Mustapha	S	5-10	206	22	1	Wake Forest	D-4A in '24
44	Kyle Juszczyk	LB	5-10	235	33	12	Harvard	FA in '17
45	Demetrius Flannigan-Fowles	LB	5-10	223	27	5	Arizona	FA in '19
46	Taylor Pepper	LB	5-10	245	24	7	Michigan State	FA in '20
47	Ezekiel Turner	LB	5-10	214	28	7	Washington	FA in '24
48	Tatum Bethune	LB	5-10	230	23	3	Florida State	D-7 in '24
49	Isaac Guerendo	RB	5-10	221	24	3	Louisville	D-4B in '24
49	Jaylen Mahoney	S	5-11	200	23	3	Vanderbilt	FA in '24
50	Jalen Graham	LB	5-11	220	23	2	Purdue	D-7C in '23
51	Robert Beal Jr.	DL	6-4	250	24	2	Georgia	D-5B in '23
53	Dee Winters	LB	5-11	227	23	2	Texas Christian	D-6 in '23
54	Fred Warner	LB	5-11	230	27	7	Brigham Young	D-3A in '18
55	Jon Feliciano	OL	6-4	325	32	10	Miami	FA in '23
56	Leonard Floyd	DL	6-3	240	31	9	Georgia	FA in '24
58	Alex Barrett	DL	6-3	250	30	2	San Diego State	FA in '19
59	De Vondre Campbell Sr.	LB	6-4	232	31	6	Minnesota	FA in '24
60	Shakel Brown	DL	6-5	295	25	2	Troy	FA in '24
60	Sebastian Gutierrez	OL	6-5	308	26	1	Minot State	FA in '23
61	Chris Hubbard	OL	6-4	295	33	11	Alabama at Birmingham	FA in '24
62	Jarrett Kingston	OL	6-4	308	24	1	Southern California	D-6 in '24
63	Nick Zakelj	OL	6-6	316	25	3	Fordham	D-6A in '22
64	Jake Brendel	OL	6-4	299	31	7	UCLA	FA in '20
65	Aaron Banks	OL	6-5	325	26	4	Notre Dame	D-2 in '21
66	Evan Anderson	DL	6-3	326	22	1	Florida Atlantic	FA in '24
66	Drake Nugent	OL	6-1	300	23	1	Michigan	FA in '24
67	Isaac Alarcon*	OL	6-7	320	26	1	Tecnológico de Monterrey	FA in '24
68	Colton McKivitz	OL	6-6	301	28	5	West Virginia	D-5 in '20
69	Lewis Kidd	OL	6-6	311	26	5	Montana State	FA in '24
74	Spencer Burford	OL	6-4	300	24	2	Texas-San Antonio	D-4 in '22
75	Brandon Parker	OL	6-4	320	28	6	North Carolina A&T	FA in '24
76	Jaylon Moore	OL	6-4	311	26	4	Western Michigan	D-5A in '21
77	Dominick Puni	OL	6-5	313	24	1	Kansas	D-3 in '24
78	Ben Bartch	OL	6-6	315	26	5	St. John's (MN)	FA in '23
78	Jonathan Garvin	DL	6-4	257	25	4	Miami	FA in '24
81	Cameron Latu	TE	6-5	244	24	2	Alabama	D-3C in '23
82	Eric Saubert	TE	6-5	248	30	8	Drake	FA in '24
83	Jacob Cowing	WR	5-9	171	23	1	Arizona	D-4C in '24
84	Jontre Kirklind	WR	6-0	184	25	1	Louisiana State	FA in '24
85	George Kittle	TE	6-4	250	30	8	Iowa	D-5A in '17
86	Tay Martin	WR	6-3	185	26	1	Oklahoma State	FA in '22
88	Jake Tonges	TE	6-4	240	25	2	California	FA in '23
89	Mason Pline	TE	6-7	260	24	1	Furman	FA in '24
90	Kevin Givens	DL	6-1	285	27	5	Penn State	FA in '19
91	Sam Okuyinonu	DL	6-1	269	26	5	Maryland	FA in '23
92	Jordan Elliott	DL	6-4	303	26	5	Missouri	FA in '24
93	Kalia Davis	DL	6-2	310	25	3	Central Florida	D-6B in '22
94	Yetur Gross-Matos	DL	6-5	265	26	5	Penn State	FA in '24
96	T.Y. McGill Jr.	DL	6-0	295	31	8	North Carolina State	FA in '22
97	Nick Bosa	DL	6-4	266	26	6	Ohio State	D-1 in '19
98	Javon Hargrave	DL	6-2	305	31	9	South Carolina State	FA in '23
99	Maliek Collins	DL	6-2	310	29	9	Nebraska	TR in '24 (Hou.)

**Injured Reserve List**

3	Frank Darby	WR	6-1	200	26	3	Arizona State	FA in '24
40	Austin Bryant	DL	6-5	250	27	5	Clemson	FA in '23
84	Terique Owens	WR	6-3	200	24	1	Missouri State	FA in '24

**Reserve/Physically Unable to Perform List**

95	Drake Jackson	DL	6-4	273	23	3	Southern California	D-2 in '22
----	---------------	----	-----	-----	----	---	---------------------	------------

**Active/Physically Unable to Perform List**

29	Talanoa Hufanga	S	6-0	200	24	4	Southern California	D-5C in '21
57	Dre Greenlaw	LB	6-0	230	27	6	Arkansas	D-5 in '19

**Reserve/Did Not Report List**

71	Trent Williams	T	6-5	320	36	15	Oklahoma	TR in '20 (Was.)
----	----------------	---	-----	-----	----	----	----------	------------------

\* NFL's International Pathway Program

# 2024 SAN FRANCISCO 49ERS ALPHABETICAL ROSTER

AS OF AUGUST 13, 2024

NO	PLAYER	POS	HT	WT	Birthdate	EXP	COLLEGE	HOMETOWN
11	Aiyuk, Brandon	WR	6-0	200	3-17-98		Arizona State	Reno, NV
67	Alarcon, Isaac*	WR	6-7	320	7-27-98	1	Tecnologico de Monterrey	Monterrey, MX
17	Allen, Brandon	QB	6-2	209	9-5-92	8	Arkansas	Fayetteville, AR
66	Anderson, Evan	DL	6-3	326	2-14-02	4	Florida Atlantic	Orlando, FL
65	Banks, Aaron	OL	6-5	325	9-3-97	4	Notre Dame	El Cerrito, CA
58	Barrett, Alex	OL	6-5	250	3-6-94	2	San Diego State	Mesa, AZ
78	Bartch, Ben	OL	6-6	315	7-22-98	2	St. John's (MN)	Salem, OR
51	Beal Jr., Robert	DL	6-4	250	8-18-99	2	Georgia	Duluth, GA
10	Bell, Ronnie	WR	6-0	190	1-28-00	2	Michigan	Kansas City, MO
48	Bethune, Tatum	LB	6-1	230	2-19-01	2	Florida State	Miami, FL
97	Bosa, Nick	DL	6-4	266	10-23-97	6	Ohio State	Fort Lauderdale, FL
28	Breida, Matt	RB	5-11	195	2-28-95	8	Georgia Southern	Brandon, FL
64	Brendel, Jake	OL	6-4	299	9-10-92	7	UCLA	Plano, TX
27	Brown, Ji'Ayir	S	5-11	202	1-25-00	2	Penn State	Trenton, NJ
60	Brown, Shakel	DL	6-3	295	12-4-98	2	Troy	Tallahassee, FL
74	Burford, Spencer	OL	6-4	300	7-19-00	3	Texas-San Antonio	Tallahassee, FL
59	Campbell Sr., De'Vondre	LB	6-4	232	7-1-93	9	Minnesota	San Antonio, TX
99	Chosen, Robbie	WR	6-3	185	5-9-93	1	Temple	Fort Myers, FL
7	Collins, Maliek	DL	6-3	310	4-8-95	9	Nebraska	Plantation, FL
18	Conley, Chris	WR	6-3	205	10-25-92	10	Georgia	Kansas City, MO
83	Cowing, Jacob	WR	6-9	171	2-4-01	10	Arizona	Dallas, GA
93	Davis, Kalia	OL	6-2	310	10-2-98	3	Central Florida	Maricopa, AZ
5	Dobbs, Joshua	QB	6-3	220	1-26-95	8	Tennessee	Pensacola, FL
92	Elliott, Jordan	DL	6-4	303	11-23-97	5	Missouri	Alpharetta, GA
55	Feliciano, Jon	OL	6-4	325	2-10-92	10	Miami	Houston, TX
45	Flannigan-Fowles, Demetrius	LB	6-3	223	9-4-96	5	Arizona	Davie, FL
56	Floyd, Leonard	DL	6-3	240	9-8-92	9	Georgia	Tucson, AZ
78	Garvin, Jonathan	DL	6-4	257	7-28-99	4	Miami	Eastman, GA
90	Givens, Kevin	DL	6-4	285	3-1-97	4	Penn State	Lake Worth, FL
50	Graham, Jalen	LB	6-3	220	1-11-01	3	Purdue	Newark, NJ
6	Gray, Danny	WR	6-0	200	4-1-99	3	Southern Methodist	Detroit, MI
31	Green, Renardo	CB	6-0	186	11-9-00	3	Florida State	Dallas, TX
94	Gross-Matos, Yetur	DL	6-5	265	2-26-98	5	Penn State	Apopka, FL
49	Guereiro, Isaac	RB	6-0	221	6-28-00	5	Louisville	Fredericksburg, VA
60	Gutierrez, Sebastian	OL	6-5	308	7-6-98	1	Minot State	Avon, IN
98	Hargrave, Javon	DL	6-2	305	2-7-93	9	South Carolina State	Pasco, WA
5	Harvin III, Pressley	P	6-0	255	9-17-98	4	Georgia Tech	Spencer, NC
41	Hawkins, Taylor	S	6-1	205	12-27-97	1	San Diego State	Slumter, SC
61	Hubbard, Chris	OL	6-4	295	4-23-91	11	Alabama at Birmingham	Palm Springs, CA
15	Jennings, Jauan	WR	6-3	212	7-10-97	4	Tennessee	Columbus, GA
44	Juszczyk, Kyle	FB	6-3	235	4-23-91	12	Tennessee	Murfreesboro, TN
69	Kidd, Lewis	OL	6-6	311	9-15-97	2	Harvard	Lodi, OH
62	Kingston, Jarrett	OL	6-4	308	12-2-99	2	Montana State	Fridley, MN
84	Kirklin, Jontre	WR	6-0	184	10-9-98	1	Southern California	Anderson, CA
85	Kittle, George	TE	6-4	250	10-9-93	8	Louisiana State	Lutcher, LA
81	Latu, Cameron	TE	6-5	244	2-24-00	2	Iowa	Norman, OK
2	Lenoir, Deommodore	DB	5-10	200	10-6-99	4	Alabama	Holladay, UT
26	Lucas, Chase	CB	5-11	184	3-4-97	4	Oregon	Los Angeles, CA
28	Luter Jr., Darrell	CB	6-0	190	4-24-00	2	Arizona State	Chandler, AZ
49	Mahoney, Jaylen	S	5-11	200	11-19-00	1	South Alabama	Hattiesburg, MS
86	Martin, Tav	WR	6-3	185	12-14-97	1	Vanderbilt	Rock Hill, SC
24	Mason, Jordan	RB	5-11	223	5-24-99	3	Oklahoma State	Houma, LA
23	McCaffrey, Christian	RB	5-11	210	6-7-96	8	Georgia Tech	Gallatin, TN
96	McGill Jr., T.Y.	DL	6-0	295	11-23-92	8	Stanford	Highlands Ranch, CO
68	McKivitz, Colton	OL	6-6	301	8-6-96	5	North Carolina State	Jesup, GA
25	Mitchell, Elijah	RB	5-10	200	5-2-98	4	West Virginia	Jacobsburg, OH
4	Moody, Jake	K	6-1	210	11-23-99	2	Louisiana	Erath, LA
76	Moore, Jaylon	OL	6-4	311	1-9-98	4	Michigan	Northville, MI
4	Mordecai, Tanner	QB	6-2	218	11-8-99	2	Western Michigan	Detroit, MI
43	Mustapha, Malik	S	5-10	206	6-25-02	1	Wisconsin	Waco, TX
66	Nugent, Drake	OL	6-1	300	2-9-01	1	Wake Forest	Matthews, NC
30	Odom, George	S	6-1	202	11-3-93	7	Michigan	Highlands Ranch, CO
91	Okuyinonu, Sam	DL	6-1	269	5-1-98	2	Central Arkansas	Millington, TN
75	Parker, Brandon	OL	6-8	320	10-21-95	6	Maryland	Lowell, MA
14	Pearsall, Ricky	WR	6-1	189	9-9-00	1	North Carolina A&T	Kannapolis, NC
46	Pepper, Taybor	LS	6-4	245	5-28-94	7	Florida	Tempe, AZ
89	Plife, Mason	TE	6-7	260	2-5-00	1	Michigan State	Saline, MI
77	Puni, Dominick	OL	6-5	313	2-24-00	1	Furman	Fowler, MI
13	Purdy, Brock	QB	6-1	220	12-27-99	3	Kansas	Cottleville, MO
36	Robinson, Curtis	LB	6-3	235	6-2-98	3	Iowa State	Gilbert, AZ
1	Samuel Sr., Deebo	WR	6-0	215	1-15-96	6	Stanford	Santa Ana, CA
82	Saubert, Eric	TE	6-5	248	5-9-94	3	South Carolina	Inman, SC
38	Schrader, Cody	RB	5-9	214	9-8-99	8	Drake	Hoffman Estates, IL
32	Taylor Jr., Patrick	RB	6-2	217	4-29-98	5	Missouri	St. Louis, MO
19	Taylor, Trent	WR	5-8	180	4-30-94	8	Memphis	Humble, TX
20	Thomas, Ambry	CB	6-0	190	9-9-99	4	Louisiana Tech	Shreveport, LA
88	Tonges, Jake	TE	6-4	240	8-8-99	2	Michigan	Detroit, MI
47	Turner, Ezekiel	LB	6-2	214	6-9-96	7	California	Los Gatos, CA
31	Vaughn, Ke'Shawn	RB	5-10	214	3-4-97	5	Washington	Glen Burnie, MD
35	Walker III, Tracy	S	6-1	206	2-1-95	7	Vanderbilt	Nashville, TN
7	Ward, Charvarius	CB	6-1	196	5-16-96	7	Louisiana	Brunswick, GA
54	Warner, Fred	LB	6-3	230	11-19-96	7	Middle Tennessee State	McComb, MS
9	Willis, Brayden	TE	6-4	240	11-11-99	2	Brigham Young	San Marcos, CA
53	Winters, Dee	LB	5-11	227	10-17-00	2	Oklahoma	Arlington, TX
3	Wishnowsky, Mitch	P	6-2	220	3-3-92	6	Texas Christian	Burton, TX
0	Womack III, Samuel	CB	5-10	189	7-7-99	3	Utah	Perth, Australia
33	Ya-Sin, Rock	CB	5-11	195	5-23-96	6	Toledo	Detroit, MI
22	Yadom, Isaac	CB	6-1	188	2-20-96	7	Temple	Decatur, GA
63	Zakelj, Nick	OL	6-6	316	6-22-99	3	Boston College	Worcester, MA
							Fordham	Broadview Heights, OH

**Injured Reserve List**

40	Bryant, Austin	DL	6-5	250	11-12-96	5	Clemson	Thomasville, GA
3	Darby, Frank	WR	6-1	200	9-8-97	3	Arizona State	Jersey City, NJ
84	Owens, Terique	WR	6-3	200	9-25-99	R	Missouri State	Pleasanton, CA

**Reserve/Physically Unable to Perform List**

95	Jackson, Drake	DL	6-4	273	4-12-01	3	Southern California	Corona, CA
----	----------------	----	-----	-----	---------	---	---------------------	------------

**Active/Physically Unable to Perform List**

57	Greenlaw, Dre	LB	6-0	230	5-25-97	6	Arkansas	Fayetteville, AR
29	Hufanga, Talanoa	S	6-0	200	2-1-00	4	Southern California	Corvallis, OR

**Reserve/Did Not Report List**

71	Williams, Trent	T	6-5	320	7-19-88	15	Oklahoma	Longview, TX
----	-----------------	---	-----	-----	---------	----	----------	--------------

\* NFL's International Pathway Program



# 2024 SAN FRANCISCO 49ERS POSITIONAL ROSTER

AS OF AUGUST 13, 2024

NO	PLAYER	POS	HT	WT	DOB	EXP	COLLEGE	HOMETOWN	ACQUIRED
<b>Quarterbacks (4)</b>									
4	Mordecai, Tanner	QB	6-2	218	11-8-99	R	Wisconsin	Waco, TX	FA in '24
5	Dobbs, Joshua	QB	6-3	220	1-26-95	R	Tennessee	Alpharetta, GA	FA in '24
13	Purdy, Brock	QB	6-1	220	12-27-99	R	Iowa State	Gilbert, AZ	D-7 in '22
17	Allen, Brandon	QB	6-2	209	9-5-92	R	Arkansas	Fayetteville, AR	FA in '23
<b>Running Backs/Fullbacks (9)</b>									
23	McCaffrey, Christian	RB	5-11	210	6-7-96	R	Stanford	Highlands Ranch, CO	TR in '22 (Car.)
24	Mason, Jordan	RB	5-11	223	5-24-99	R	Georgia Tech	Gallatin, TN	FA in '22
25	Mitchell, Elijah	RB	5-10	200	5-2-98	R	Louisiana	Ft. Worth, TX	D-6 in '21
26	Breida, Matt	RB	5-11	195	5-28-95	R	Georgia Southern	Brandon, FL	FA in '24
31	Vaughn, Ke Shawn	RB	5-10	214	5-4-97	R	Vanderbilt	Nashville, TN	FA in '24
32	Taylor Jr., Patrick	RB	5-10	217	5-4-97	R	Vanderbilt	Nashville, TN	FA in '24
36	Schrader, Cody	RB	5-10	214	9-8-98	R	Memphis	Humble, TX	FA in '24
44	Juszczyk, Kyle	RB	5-9	235	4-23-91	R	Missouri	St. Louis, MO	FA in '24
49	Guierendo, Isaac	RB	6-0	221	6-28-00	R	Harvard	Lodi, OH	FA in '17
<b>Wide Receivers (12)</b>									
1	Samuel Sr., Deebo	WR	6-0	215	1-15-96	R	South Carolina	Inman, SC	D-2 in '19
6	Gray, Danny	WR	6-0	200	4-1-99	R	Southern Methodist	Dallas, TX	D-3B in '22
7	Chosen, Robbie	WR	6-3	185	5-9-93	R	Temple	Plantation, FL	FA in '24
10	Bell, Ronnie	WR	6-0	190	1-28-00	R	Michigan	Kansas City, MO	D-7B in '23
11	Aiyuk, Brandon	WR	6-0	200	3-17-98	R	Arizona State	Reno, NV	D-1B in '20
14	Pearsall, Ricky	WR	6-1	189	9-9-00	R	Florida	Tempe, AZ	D-1 in '24
15	Jennings, Jauan	WR	6-3	212	7-10-97	R	Tennessee	Murfreesboro, TN	D-7 in '20
18	Conley, Chris	WR	6-3	205	10-25-92	10	Georgia	Dallas, GA	FA in '23
19	Taylor, Trent	WR	5-8	180	4-23-94	R	Louisiana Tech	Shreveport, LA	FA in '24
83	Cowing, Jacob	WR	5-9	171	2-4-01	R	Arizona	Maricopa, AZ	D-4C in '24
84	Kirklín, Jontre	WR	6-0	184	10-9-98	R	Louisiana State	Lutcher, LA	FA in '24
86	Martin, Tay	WR	6-3	185	12-14-97	1	Oklahoma State	Houma, LA	FA in '22
<b>Tight Ends (6)</b>									
9	Willis, Brayden	TE	6-4	240	11-11-99	2	Oklahoma	Arlington, TX	D-7A in '23
81	Latu, Cameron	TE	6-5	244	2-24-00	R	Alabama	Holladay, UT	D-3C in '23
82	Saubert, Eric	TE	6-5	248	5-9-94	R	Drake	Hoffman Estates, IL	FA in '24
85	Kittle, George	TE	6-4	250	10-9-93	R	Iowa	Norman, OK	D-5A in '17
88	Tonges, Jake	TE	6-4	240	7-8-99	R	California	Los Gatos, CA	FA in '23
89	Plíne, Mason	TE	6-7	260	2-5-00	R	Furman	Fowler, MI	FA in '24
<b>Offensive Line (16)</b>									
55	Feliciano, Jon	OL	6-4	325	2-10-92	10	Miami	Davie, FL	FA in '23
60	Gutierrez, Sebastian	OL	6-5	308	7-6-98	1	Minot State	Pasco, WA	FA in '23
61	Hubbard, Chris	OL	6-4	295	4-23-91	11	Alabama at Birmingham	Columbus, GA	FA in '24
62	Kingston, Jarrett	OL	6-4	308	12-2-99	R	Southern California	Anderson, CA	D-6 in '24
63	Zakelj, Nick	OL	6-6	316	6-22-99	R	Fordham	Broadview Heights, OH	D-6A in '22
64	Brendel, Jake	OL	6-7	309	6-10-92	R	UCLA	Piano, TX	FA in '20
65	Banks, Aaron	OL	6-7	325	9-3-97	R	Notre Dame	El Cerrito, CA	D-2 in '21
66	Nugent, Drake	OL	6-7	300	7-30-01	R	Michigan	Highlands Ranch, CO	FA in '24
67	Alafcon, Isaac*	OL	6-7	320	7-27-98	R	Tecnológico de Monterrey	Monterrey, MX	FA in '24
68	McKivitz, Colton	OL	6-6	301	8-9-96	R	West Virginia	Jacobsville, OH	D-5 in '20
69	Kidd, Lewis	OL	6-6	311	9-15-97	R	Montana State	Fridley, MN	FA in '24
74	Burford, Spencer	OL	6-4	300	7-19-00	R	Texas-San Antonio	San Antonio, TX	D-4 in '22
75	Parker, Brandon	OL	6-4	320	10-21-95	R	North Carolina A&T	Kannapolis, NC	FA in '24
76	Moore, Jaylon	OL	6-4	311	1-9-98	R	Western Michigan	Detroit, MI	D-5A in '21
77	Puni, Dominick	OL	6-4	313	2-24-00	R	Kansas	Cottleville, MO	D-3 in '24
78	Bartch, Ben	OL	6-6	315	7-22-98	R	St. John's (MN)	Salem, OR	FA in '23
<b>Specialists (4)</b>									
3	Wishnowsky, Mitch	P	6-2	220	3-3-92	6	Utah	Perth, Australia	D-4 in '19
4	Moody, Jake	K	6-1	210	11-23-99	R	Michigan	Northville, MI	D-3B in '23
5	Harvin III, Pressley	P	6-0	255	9-17-98	R	Georgia Tech	Sumter, SC	FA in '24
46	Pepper, Taylor	LS	6-4	245	5-28-94	7	Michigan State	Saline, MI	FA in '20
<b>Defensive Line (15)</b>									
51	Beal Jr., Robert	DL	6-4	250	8-18-99	2	Georgia	Duluth, GA	D-5B in '23
56	Floyd, Leonard	DL	6-3	240	9-8-92	R	Georgia	Eastman, GA	FA in '24
58	Barrett, Alex	DL	6-2	250	3-6-94	R	San Diego State	Mesa, AZ	FA in '19
60	Brown, Shakel	DL	6-3	295	12-4-98	R	Troy	Tallahassee, FL	FA in '24
66	Anderson, Evan	DL	6-3	326	2-14-02	R	Florida Atlantic	Orlando, FL	FA in '24
78	Garvin, Jonathan	DL	6-4	257	7-28-99	R	Miami	Lake Worth, FL	FA in '24
90	Givens, Kevin	DL	6-1	285	3-1-97	R	Penn State	Newark, NJ	FA in '19
91	Okuyinonu, Sam	DL	6-1	269	5-1-98	R	Maryland	Lowell, MA	FA in '23
92	Elliott, Jordan	DL	6-4	303	11-23-97	R	Missouri	Houston, TX	FA in '24
93	Davis, Kalía	DL	6-2	310	10-2-98	R	Central Florida	Pensacola, FL	D-6B in '22
94	Gross-Matos, Yetur	DL	6-5	265	2-26-98	R	Penn State	Fredericksburg, VA	FA in '24
96	McGill Jr., T.Y.	DL	6-4	295	11-23-92	R	North Carolina State	Jesup, GA	FA in '22
97	Bosa, Nick	DL	6-4	266	10-23-97	R	Ohio State	Fort Lauderdale, FL	D-1 in '19
98	Hargrave, Javon	DL	6-2	305	2-7-93	R	South Carolina State	Spencer, NC	FA in '23
99	Collins, Maliek	DL	6-2	310	4-8-95	R	Nebraska	Kansas City, MO	TR in '24 (Hou.)
<b>Linebackers (8)</b>									
36	Robinson, Curtis	LB	6-3	235	6-2-98	R	Stanford	Santa Ana, CA	FA in '21
45	Flannigan-Fowles, Demetrius	LB	6-3	223	6-4-96	R	Arizona	Tucson, AZ	FA in '19
47	Turner, Ezekiel	LB	5-9	214	6-9-96	R	Washington	Glen Burnie, MD	FA in '24
48	Bethune, Jatium	LB	5-11	230	2-19-01	R	Florida State	Miami, FL	D-7 in '24
50	Graham, Jalen	LB	5-11	220	1-11-01	R	Purdue	Detroit, MI	D-7C in '23
53	Winters, Dee	LB	5-11	227	10-17-00	R	Texas Christian	Burton, TX	D-6 in '23
54	Warner, Fred	LB	6-3	230	11-19-96	R	Brigham Young	San Marcos, CA	D-3A in '18
59	Campbell Sr., De'Vondre	LB	6-4	232	7-1-93	R	Minnesota	Fort Myers, FL	FA in '24
<b>Defensive Backs (15)</b>									
0	Womack III, Samuel	CB	5-10	189	7-7-99	3	Toledo	Detroit, MI	D-5 in '22
7	Lenoir, Deommodore	DB	5-10	200	10-6-99	R	Oregon	Los Angeles, CA	D-5B in '21
2	Ward, Charvarius	CB	6-1	196	5-16-96	R	Middle Tennessee State	McComb, MS	FA in '22
20	Thomas, Ambry	CB	6-0	190	9-9-99	R	Michigan	Detroit, MI	D-3B in '21
22	Yiadom, Isaac	CB	6-1	188	2-20-96	R	Boston College	Worcester, MA	FA in '24
26	Lucas, Chase	CB	5-11	184	3-4-97	R	Arizona State	Chandler, AZ	FA in '24
27	Brown, Jr Ayir	S	5-11	202	1-25-00	R	Penn State	Trenton, NJ	D-3A in '23
28	Luter Jr., Darrell	CB	6-0	190	4-24-00	R	South Alabama	Hattiesburg, MS	D-5A in '23
30	Odom, George	S	6-1	202	11-3-93	R	Central Arkansas	Millington, TN	FA in '22
31	Green, Renardo	CB	6-0	186	11-9-00	R	Florida State	Apopka, FL	D-2 in '24
33	Ya-Sin, Rock	CB	5-11	195	5-23-96	R	Temple	Decatur, GA	FA in '24
35	Walker III, Tracy	S	6-1	206	2-1-95	R	Louisiana	Brunswick, GA	FA in '24
41	Hawkins, Taylor	S	6-1	205	12-27-97	1	San Diego State	Palm Springs, CA	FA in '23
43	Mustapha, Malik	S	5-10	206	6-25-02	R	Wake Forest	Matthews, NC	D-4A in '24
49	Mahoney, Jaylen	S	5-11	200	11-19-00	R	Vanderbilt	Rock Hill, SC	FA in '24
<b>Injured Reserve List (3)</b>									
40	Bryant, Austin	DL	6-5	250	11-12-96	5	Clemson	Thomasville, GA	FA in '23
3	Darby, Frank	WR	6-1	200	9-8-97	R	Arizona State	Jersey City, NJ	FA in '24
84	Owens, Terique	WR	6-3	200	9-25-99	R	Missouri State	Pleasanton, CA	FA in '24
<b>Reserve/Physically Unable to Perform List (1)</b>									
95	Jackson, Drake	DL	6-4	273	4-12-01	3	Southern California	Corona, CA	D-2 in '22
<b>Active/Physically Unable to Perform List (2)</b>									
29	Hufanga, Talanoa	S	6-0	200	2-1-00	4	Southern California	Corvallis, OR	D-5C in '21
57	Greenlaw, Dre	LB	6-0	230	5-25-97	6	Arkansas	Fayetteville, AR	D-5 in '19
<b>Reserve/Did Not Report List (1)</b>									
71	Williams, Trent	T	6-5	320	7-19-88	15	Oklahoma	Longview, TX	TR in '20 (Was.)

\* NFL's International Pathway Program

# 2024 SAN FRANCISCO 49ERS TRANSACTIONS

1-1	S Erik Harris and WR Tay Martin reverted back to the team's practice squad.	4-26	Selected CB Renardo Green in the second round (64th overall) of the 2024 NFL Draft.
1-3	Opened the Injured Reserve practice window for WR Ray-Ray McCloud III.		Selected OL Dominick Puni in the third round (86th overall) of the 2024 NFL Draft.
1-6	Activated WR Ray-Ray McCloud III to the active roster from the Injured Reserve List. Placed TE Ross Dwelley on the Injured Reserve List. Activated S Tayler Hawkins and RB Jeremy McNichols from the team's practice squad (standard elevations).		Traded 2024 2nd round (63rd) and 2024 6th round compensatory (211th) picks to Kansas City for 2024 2nd round (64th) and 2024 5th round (173rd) picks. Traded 2024 3rd round (94th) and 2024 4th round compensatory (132nd) picks to Philadelphia for 2024 3rd round (86th) pick.
1-8	S Tayler Hawkins and RB Jeremy McNichols reverted back to the team's practice squad.	4-27	Selected S Malik Mustapha in the fourth round (124th overall) of the 2024 NFL Draft. Selected RB Isaac Guerendo in the fourth round (129th overall) of the 2024 NFL Draft. Selected WR Jacob Cowing in the fourth round (135th overall) of the 2024 NFL Draft. Selected OL Jarrett Kingston in the sixth round (215th overall) of the 2024 NFL Draft. Selected LB Tatum Bethune in the seventh round (251st overall) of the 2024 NFL Draft. Traded 2024 5th round (173rd, from Kansas City) and 2024 5th round compensatory (176th) picks to New York Jets for 2024 4th round (129th) pick.
1-10	Placed S Tayler Hawkins and CB Jason Verrett on the Practice Squad Injured Reserve List. Signed CB Terrance Mitchell and DL Sam Okuyinonu to the team's practice squad.	5-8	Waived DL Spencer Waege.
1-16	Signed DL Austin Bryant to the team's practice squad. Released RB Jeremy McNichols from the team's practice squad.	5-10	Signed the following draft picks to four-year deals: CB Renardo Green, OL Dominick Puni, S Malik Mustapha, RB Isaac Guerendo, WR Jacob Cowing and LB Tatum Bethune. Signed the following eight undrafted rookie free agents: DL Evan Anderson, S Jaylen Mahoney, OL Briason Mays, QB Tanner Mordecai, OL Drake Nugent, WR Terique Owens, TE Mason Pline and RB Cody Schrader.
1-20	Placed DL Clelin Ferrell on the Injured Reserve List. Activated S George Odum to the active roster from the Injured Reserve List. Activated DL Alex Barrett and DL T.Y. McGill from the team's practice squad (standard elevations).	5-14	Signed DL Shakel Brown and OL Chris Hubbard to one-year deals. Waived DL Earnest Brown IV and OL Corey Luciano.
1-22	DL Alex Barrett and DL T.Y. McGill reverted back to the team's practice squad.	5-15	Signed sixth-round draft pick OL Jarret Kingston to a four-year deal.
1-23	Signed OL Isaac Alarcon to a Reserve/Future contract.	5-29	Signed WR Jauan Jennings to a one-year extension through the 2025 season.
1-27	Activated LB Curtis Robinson and WR Willie Snead IV from the team's practice squad (standard elevations).	6-3	Waived DL Raymond Johnson III.
1-29	LB Curtis Robinson and WR Willie Snead IV reverted back to the team's practice squad.	6-4	Signed TE Logan Thomas to a one-year deal. Signed RB Christian McCaffrey to a two-year extension through the 2027 season.
2-10	Activated DL Alex Barrett and DL T.Y. McGill from the team's practice squad (standard elevations).	6-21	Signed WR Ricky Pearsall to a four-year deal.
2-12	DL Alex Barrett and DL T.Y. McGill reverted back to the team's practice squad.	7-16	Placed WR Ricky Pearsall on the Active/Non-Football Injury List.
2-13	Signed the following nine free agents: OL Sebastian Gutierrez, DB Kemon Hall, S Erik Harris, S Tayler Hawkins, WR Tay Martin, DL Sam Okuyinonu, LB Curtis Robinson, TE Jake Tonges and DL Spencer Waege.	7-24	Placed LB Dre Greenlaw, S Talanoa Hufanga & DL Drake Jackson on the Active/Physically Unable to Perform List.
2-14	Signed the following four free agents: DL Alex Barrett, DL Austin Bryant, OL Corey Luciano and DL T.Y. McGill.	7-25	Signed WR Malik Turner to a one-year deal. Placed T Trent Williams on the Reserve/Did Not Report List.
2-15	Signed DL Earnest Brown IV and DL Raymond Johnson III to one-year deals.	7-27	Signed WR Frank Darby to a one-year deal. Waived CB Kemon Hall.
2-23	Released CB Isaiah Oliver.	7-29	Activated WR Ricky Pearsall from the Active/Non-Football Injury List.
3-11	Tendered a one-year contract to restricted free agent WR Jauan Jennings.	8-2	Signed OL Pat Elflein to a one-year deal. Waived OL Briason Mays.
3-12	Signed OL Ben Bartch to a one-year extension.	8-5	Signed OL Lewis Kidd to a one-year deal. Placed OL Pat Elflein on the Injured Reserve list.
3-13	Released DL Arik Armstead. Re-signed QB Brandon Allen to a one-year deal. Signed OL Colton McKivitz to a one-year extension through the 2025 season and signed S George Odum to a two-year extension through the 2026 season.	8-6	Signed RB Matt Breida to a one-year deal. Placed WR Malik Turner on the Injured Reserve List.
3-14	Acquired DL Maliek Collins from the Houston Texans in exchange for the first of the team's two 2024 seventh-round Draft picks. Signed DL Jordan Elliott and DL Yetur Gross-Matos to two-year deals. Re-signed DL Kevin Givens to a one-year deal.	8-7	Signed WR Jontre Kirklin and RB Ke'Shawn Vaughn to one-year deals. Waived S Erik Harris and WR Terique Owens. Waived/Injured WR Terique Owens.
3-15	Re-signed LB Demetrius Flannigan-Fowles to a one-year deal.	8-8	Signed S Tracy Walker III to a one-year deal. Placed DL Drake Jackson on the Reserve/Physically Unable to Perform List.
3-16	Re-signed WR Chris Conley to a one-year deal.	8-9	Signed DL Jonathan Garvin and P Pressley Harvin III to one-year deals. Placed DL Austin Bryant on the Injured Reserve List. Released TE Logan Thomas.
3-18	Signed DL Leonard Floyd to a two-year deal. Signed LB De'Vondre Campbell, CB Chase Lucas, OL Brandon Parker and CB Isaac Yiadom to one-year deals. Re-signed OL Jon Feliciano to a one-year deal.	8-12	Signed WR Robbie Chosen to a one-year deal. Waived/Injured WR Frank Darby.
3-19	Signed QB Joshua Dobbs to a one-year deal.		
3-20	Signed LB Ezekiel Turner to a one-year deal.		
4-8	Signed TE Eric Saubert and RB Patrick Taylor Jr. to one-year deals.		
4-11	Signed CB Rock Ya-Sin to a one-year deal.		
4-16	Signed WR Trent Taylor to a one-year deal.		
4-25	Selected WR Ricky Pearsall in the first round (31st overall) of the 2024 NFL Draft.		



# 2024 SAN FRANCISCO 49ERS PRESEASON STATISTICS

Date	W/L	Score	Opponent	Attendance
8/10	L	13-17	at Tennessee	62,832
8/18			New Orleans	
8/23			at Las Vegas	

Team Statistics		49ers	Opponents
<b>Total First Downs</b>		<b>16</b>	<b>19</b>
Rushing		5	9
Passing		11	8
Penalty		0	2

Receiving		No	Yds	Avg	Long	TD
T.Martin		5	58	11.6	17	0
T.Taylor		3	48	16.0	21	0
J.Tonges		3	27	9.0	12	0
C.Conley		2	30	15.0	18	0

Possession Avg.		49ers	Opponents
<b>Total Net Yards</b>		<b>286</b>	<b>336</b>
Avg. Per Game		286.0	336.0
Total Plays		54	68
Avg. Per Play		5.3	4.9

Net Yards Rushing		49ers	Opponents
<b>Net Yards Rushing</b>		<b>67</b>	<b>138</b>
Avg. Per Game		67.0	138.0
Total Rushes		19	38

Net Yards Passing		49ers	Opponents
<b>Net Yards Passing</b>		<b>219</b>	<b>198</b>
Avg. Per Game		219.0	198.0
Sacked/Yards Lost		2/25	1/1
Gross Yards		244	199
Attempts/Completions		33/21	29/19
Completion Pct.		63.6%	65.5%
Had Intercepted		1	0

Punts/Average		49ers	Opponents
<b>Punts/Average</b>		<b>5/43.2</b>	<b>2/46.5</b>
<b>Net Punting Avg.</b>		<b>34.0</b>	<b>34.5</b>
<b>Penalties/Yards</b>		<b>8/48</b>	<b>3/15</b>
<b>Fumbles/Ball Lost</b>		<b>1/0</b>	<b>1/1</b>

Touchdowns		49ers	Opponents
<b>Touchdowns</b>		<b>2</b>	<b>2</b>
Rushing		2	2
Passing		0	0
Returns		0	0

Score By Periods		Q1	Q2	Q3	Q4	OT	Pts
49ers		7	0	0	6	0	13
Opponents		7	7	0	3	0	17

Scoring		TD	Ru	Pa	Rt	PAT	FG	2Pt	Pts
J.Dobbs		1	1	0	0	0/0	0/0	0	6
J.Mason		1	1	0	0	0/0	0/0	0	6
J.Moody		0	0	0	0	1/1	0/0	0	1
<b>49ers</b>		<b>2</b>	<b>2</b>	<b>0</b>	<b>0</b>	<b>1/1</b>	<b>0/0</b>	<b>0</b>	<b>13</b>
<b>Opponents</b>		<b>2</b>	<b>2</b>	<b>0</b>	<b>0</b>	<b>2/2</b>	<b>1/2</b>	<b>0</b>	<b>17</b>

**2-Pt. Conversions:** 49ers 0/1, Opponents 0/0  
**Sacks:** 49ers: K. Davis 1.0, Opponents: 2.0  
**Fumbles Lost: Total: 0**  
**Opponent Fumble Recoveries:** R. Green 1 **Total: 1**

Passing	Att	Cmp	Yds	Cmp%	Yds/Att	TD	TD%	Int	Int%	Long	Sack/Lost	Rating
J.Dobbs	20	14	146	70.0%	7.3	0	0.0%	1	5.0%	21	1/15	70.0
B.Allen	13	7	98	53.8%	7.5	0	0.0%	0	0.0%	33	1/10	78.4
<b>49ers</b>	<b>33</b>	<b>21</b>	<b>244</b>	<b>63.6%</b>	<b>7.4</b>	<b>0</b>	<b>0.0%</b>	<b>1</b>	<b>3.0%</b>	<b>33</b>	<b>2/25</b>	<b>73.3</b>
<b>Opponents</b>	<b>29</b>	<b>19</b>	<b>199</b>	<b>65.5%</b>	<b>6.9</b>	<b>0</b>	<b>0.0%</b>	<b>0</b>	<b>0.0%</b>	<b>36</b>	<b>1/1</b>	<b>85.3</b>

Rushing		No	Yds	Avg	Long	TD
J.Mason		6	34	5.7	13	1
T.Taylor		1	21	21.0	21	0
C.Schrader		5	6	1.2	6	0
J.Dobbs		1	6	6.0	6t	1
M.Breida		6	0	0.0	2	0
<b>49ers</b>		<b>19</b>	<b>67</b>	<b>3.5</b>	<b>21</b>	<b>2</b>
<b>Opponents</b>		<b>38</b>	<b>138</b>	<b>3.6</b>	<b>28</b>	<b>2</b>

Receiving		No	Yds	Avg	Long	TD
T.Martin		5	58	11.6	17	0
T.Taylor		3	48	16.0	21	0
J.Tonges		3	27	9.0	12	0
C.Conley		2	30	15.0	18	0
R.Bell		2	22	11.0	21	0
C.Latu		2	12	6.0	7	0
F.Darby		1	33	33.0	33	0
E.Saubert		1	6	6.0	6	0
M.Breida		1	5	5.0	5	0
C.Schrader		1	3	3.0	3	0
J.Mason		0	0	0.0	0	0
B.Willis		0	0	0.0	0	0
<b>49ers</b>		<b>21</b>	<b>244</b>	<b>11.6</b>	<b>33</b>	<b>0</b>
<b>Opponents</b>		<b>19</b>	<b>199</b>	<b>10.5</b>	<b>36</b>	<b>0</b>

Interceptions		No	Yds	Avg	Long	TD
None		0	0	-	-	0
<b>49ers</b>		<b>0</b>	<b>0</b>	<b>-</b>	<b>-</b>	<b>0</b>
<b>Opponents</b>		<b>1</b>	<b>0</b>	<b>0.0</b>	<b>0</b>	<b>0</b>

Punting		No	Yds	Avg	Net	TB	In	Lg	B
P.Harvin III		5	216	43.2	34.0	1	1	61	0
<b>49ers</b>		<b>5</b>	<b>216</b>	<b>43.2</b>	<b>34.0</b>	<b>1</b>	<b>1</b>	<b>61</b>	<b>0</b>
<b>Opponents</b>		<b>2</b>	<b>93</b>	<b>46.5</b>	<b>34.5</b>	<b>1</b>	<b>1</b>	<b>48</b>	<b>0</b>

Punt Returns		Ret	FC	Yds	Avg	Long	TD
T.Taylor		1	0	4	4.0	4	0
<b>49ers</b>		<b>1</b>	<b>0</b>	<b>4</b>	<b>4.0</b>	<b>4</b>	<b>0</b>
<b>Opponents</b>		<b>2</b>	<b>0</b>	<b>26</b>	<b>13.0</b>	<b>26</b>	<b>0</b>

Kickoff Returns		No	Yds	Avg	Long	TD
T.Taylor		3	59	19.7	22	0
C.Schrader		1	33	33.0	33	0
<b>49ers</b>		<b>4</b>	<b>92</b>	<b>23.0</b>	<b>33</b>	<b>0</b>
<b>Opponents</b>		<b>2</b>	<b>81</b>	<b>40.5</b>	<b>63</b>	<b>0</b>

Field Goals		1-19	20-29	30-39	40-49	50+
J.Moody		0/0	0/0	0/0	0/0	0/0
<b>49ers</b>		<b>0/0</b>	<b>0/0</b>	<b>0/0</b>	<b>0/0</b>	<b>0/0</b>
<b>Opponents</b>		<b>0/0</b>	<b>0/0</b>	<b>1/1</b>	<b>0/0</b>	<b>0/1</b>

# PRESEASON GAME 1

## SAN FRANCISCO 13, TENNESSEE 17

	1st	2nd	3rd	4th	Pts
San Francisco	7	0	0	6	13
Tennessee	7	7	0	3	17

**SF** – J. Mason, 4 run (J. Moody kick) (11–74, 5:39)

**TEN** – W. Levis, 1 run (N. Folk kick) (7–15, 3:16)

**TEN** – T. Spears, 4 run (7–64, 3:52)

**TEN** – B. Narveson, 34 FG (7–49, 4:43)

**SF** – J. Dobbs, 6 run (pass failed) (8–70, 3:43)

<u>TEAM STATISTICS</u>	<u>SF</u>	<u>TEN</u>
First Downs	16	19
Net Yards Gained	286	336
Rushes/Yards	19/67	38/138
Net Yards Passing	219	198
Att/Comp/INT	33/21/1	29/19/0
Sacked/Yards Lost	2/25	1/1
Punts/Average	5/43.2	2/46.5
Fumbles/Lost	1/0	1/1
Penalties/Yards	8/48	3/15
Time of Possession	24:41	35:19
3rd Down Efficiency	4/11 (36.4%)	9/17 (52.9%)

**RUSHING: 49ERS** – J. Mason 6–34–1 TD, T. Taylor 1–21, C. Schrader 5–6, J. Dobbs 1–6–1 TD, M. Breida 6–0 ... **TITANS** – M. Willis 4–42, T. Pollard 4–35, H. Haskins 8–27, J. Small 10–18, J. Chestnut 5–9, W. Levis 2–3–1 TD, T. Spears 3–2–1 TD, M. Rudolph 2–2.

**RECEIVING: 49ERS** – T. Martin 5–58, T. Taylor 3–48, J. Tonges 3–27, C. Conley 2–30, R. Bell 2–22, C. Latu 2–12, F. Darby 1–33, E. Saubert 1–6, M. Brieda 1–5, C. Schrader 1–3 ... **TITANS** – K. Philips 3–18, J. Chestnut 2–37, D. Martin–Robinson 2–30, M. Kinsey 2–29, B. Oliver 2–16, T. Pollard 2–11, C. Ridley 1–22, T. Burks 1–12, S. Schnee 1–10, J. Jackson 1–6, T. Odukoya 1–6, T. Spears 1–2.

**PASSING: 49ERS** – J. Dobbs 20–14–146–1–0, B. Allen 13–7–0–0 ... **TITANS** – M. Rudolph 17–10–126–0–0, M. Willis 7–5–38–0–0, W. Levis 5–4–35–0–0.

**INTs: 49ERS** – None ... **TITANS** – C. Campbell 1–0.

**SACKS: 49ERS** – K. Davis 1–1 ... **TITANS** – C. Campbell 1–10, K. Coburn 0.5–7.5, K. Duke 0.5–7.5.

**49ERS TURNOVER RATIO: 0 (SF: 1 INT/TEN: 1 fumble).**

**Weather:** Sunny

Temperature: 77 degrees

**Playing Surface:** Turf

**Time:** 2:48

**Attendance:** 62,832



# 2023 SAN FRANCISCO 49ERS REGULAR SEASON STATISTICS

Date	W/L	Score	Opponent	Attendance	Rushing	No	Yds	Avg	Long	TD
9/10	W	30-7	at Pittsburgh	67,679	C.McCaffrey	272	1,459	5.4	72	14
9/17	W	30-23	at Los Angeles Rams	74,742	E.Mitchell	75	281	3.7	18	2
9/21	W	30-12	New York Giants	71,593	D.Samuel Sr.	37	225	6.1	23t	5
10/1	W	35-16	Arizona	71,521	J.Mason	40	206	5.2	26t	3
10/8	W	42-10	Dallas	71,617	B.Purdy	39	144	3.7	17	2
10/15	L	17-19	at Cleveland	67,431	R.McCloud III	3	30	10.0	15	0
10/23	L	17-22	at Minnesota	66,975	T.Davis-Price	6	21	3.5	15	0
10/29	L	17-31	Cincinnati	71,655	S.Darnold	21	15	0.7	9	1
11/12	W	34-3	at Jacksonville	69,271	K.Juszczyk	5	6	1.2	3	0
11/19	W	27-14	Tampa Bay	71,607	G.Kittle	1	2	2.0	2	0
11/23	W	31-13	at Seattle	68,702	<b>49ers</b>	<b>499</b>	<b>2,389</b>	<b>4.8</b>	<b>72</b>	<b>27</b>
12/3	W	42-19	at Philadelphia	69,879	<b>Opponents</b>	<b>369</b>	<b>1,525</b>	<b>4.1</b>	<b>49t</b>	<b>10</b>
12/10	W	28-16	Seattle	71,816	<b>Receiving</b>	<b>No</b>	<b>Yds</b>	<b>Avg</b>	<b>Long</b>	<b>TD</b>
12/17	W	45-29	at Arizona	63,967	B.Aiyuk	75	1,342	17.9	76t	7
12/25	L	19-33	Baltimore	71,812	C.McCaffrey	67	564	8.4	41t	7
12/31	W	27-10	at Washington	64,424	G.Kittle	65	1,020	15.7	66t	6
1/7	L	20-21	Los Angeles Rams	71,624	D.Samuel Sr.	60	892	14.9	54t	7

Team Statistics	49ers	Opponents
<b>Total First Downs</b>	<b>383</b>	<b>319</b>
Rushing	147	97
Passing	207	190
Penalty	29	32
3rd Down: Made/Att	85/179	88/215
3rd Down Pct.	47.5%	40.9%
4th Down: Made/Att	7/13	14/28
4th Down Pct.	53.8%	50.0%
<b>Possession Avg.</b>	<b>31:08</b>	<b>28:52</b>
<b>Total Net Yards</b>	<b>6,773</b>	<b>5,167</b>
Avg. Per Game	398.4	303.9
Total Plays	1,024	1,038
Avg. Per Play	6.6	5.0
<b>Net Yards Rushing</b>	<b>2,389</b>	<b>1,525</b>
Avg. Per Game	140.5	89.7
Total Rushes	499	369
<b>Net Yards Passing</b>	<b>4,384</b>	<b>3,642</b>
Avg. Per Game	257.9	214.2
Sacked/Yards Lost	34/193	48/307
Gross Yards	4,577	3,949
Attempts/Completions	491/336	621/410
Completion Pct.	68.4%	66.0%
Had Intercepted	12	22
<b>Punts/Average</b>	<b>52/47.7</b>	<b>62/49.2</b>
<b>Net Punting Avg.</b>	<b>42.7</b>	<b>43.2</b>
<b>Penalties/Yards</b>	<b>101/933</b>	<b>94/762</b>
<b>Fumbles/Ball Lost</b>	<b>16/6</b>	<b>16/6</b>
<b>Touchdowns</b>	<b>61</b>	<b>31</b>
Rushing	27	10
Passing	33	20
Returns	1	1

Receiving	No	Yds	Avg	Long	TD
B.Aiyuk	75	1,342	17.9	76t	7
C.McCaffrey	67	564	8.4	41t	7
G.Kittle	65	1,020	15.7	66t	6
D.Samuel Sr.	60	892	14.9	54t	7
J.Jennings	19	265	13.9	31	1
K.Juszczyk	14	119	8.5	22t	2
R.McCloud III	12	135	11.3	41	0
R.Bell	6	68	11.3	20	3
E.Mitchell	6	14	2.3	9	0
C.Conley	3	69	23.0	48	0
C.Woerner	3	32	10.7	20	0
J.Mason	3	31	10.3	13	0
W.Snead IV	2	14	7.0	9	0
R.Dwelle	1	12	12.0	12	0
<b>49ers</b>	<b>336</b>	<b>4,577</b>	<b>13.6</b>	<b>76t</b>	<b>33</b>
<b>Opponents</b>	<b>410</b>	<b>3,949</b>	<b>9.6</b>	<b>60t</b>	<b>20</b>

Interceptions	No	Yds	Avg	Long	TD
C.Ward	5	91	18.2	66t	1
F.Warner	4	63	15.8	32	0
D.Lenoir	3	49	16.3	28	0
T.Hufanga	3	48	16.0	28	0
J.Brown	2	0	0.0	0	0
T.Gipson Sr.	1	26	26.0	26	0
O.Burks	1	11	11.0	11	0
I.Oliver	1	3	3.0	3	0
A.Thomas	1	2	2.0	2	0
T.Hawkins	1	0	0.0	0	0
D.Greenlaw	0	16	0.0	16	0
<b>49ers</b>	<b>22</b>	<b>309</b>	<b>14.0</b>	<b>66t</b>	<b>1</b>
<b>Opponents</b>	<b>12</b>	<b>111</b>	<b>9.3</b>	<b>22</b>	<b>1</b>

Punting	No	Yds	Avg	Net	TB	In	Lg	B
M.Wishnowsky	52	2,480	47.7	42.7	2	26	67	0
<b>49ers</b>	<b>52</b>	<b>2,480</b>	<b>47.7</b>	<b>42.7</b>	<b>2</b>	<b>26</b>	<b>67</b>	<b>0</b>
<b>Opponents</b>	<b>62</b>	<b>3,049</b>	<b>49.2</b>	<b>43.2</b>	<b>5</b>	<b>20</b>	<b>72</b>	<b>0</b>

Punt Returns	Ret	FC	Yds	Avg	Long	TD
R.McCloud III	24	9	203	8.5	19	0
R.Bell	10	4	70	7.0	17	0
<b>49ers</b>	<b>34</b>	<b>13</b>	<b>273</b>	<b>8.0</b>	<b>19</b>	<b>0</b>
<b>Opponents</b>	<b>22</b>	<b>13</b>	<b>220</b>	<b>10.0</b>	<b>51</b>	<b>0</b>

Kickoff Returns	No	Yds	Avg	Long	TD
R.McCloud III	10	225	22.5	34	0
D.Samuel Sr.	6	154	25.7	34	0
J.Mason	2	40	20.0	28	0
K.Juszczyk	1	18	18.0	18	0
J.Mason	1	12	12.0	12	0
R.Bell	1	0	0.0	0	0
<b>49ers</b>	<b>20</b>	<b>437</b>	<b>21.9</b>	<b>34</b>	<b>0</b>
<b>Opponents</b>	<b>32</b>	<b>746</b>	<b>23.3</b>	<b>66</b>	<b>0</b>

Field Goals	1-19	20-29	30-39	40-49	50+
J.Moody	0/0	7/7	8/9	4/6	2/3
<b>49ers</b>	<b>0/0</b>	<b>7/7</b>	<b>8/9</b>	<b>4/6</b>	<b>2/3</b>
<b>Opponents</b>	<b>0/0</b>	<b>8/8</b>	<b>5/5</b>	<b>9/10</b>	<b>7/10</b>

**Fumbles Lost:** C.McCaffrey 2, B.Purdy 2, B.Aiyuk 1, S.Darnold 1 **Total: 6**  
**Opponent Fumble Recoveries:** R.Bell 1, N.Bosa 1, C.Ferrell 1, K.Givens 1, I.Oliver 1, A.Thomas 1 **Total: 6**

Score By Periods	Q1	Q2	Q3	Q4	OT	Pts
49ers	115	152	97	127	0	491
Opponents	63	96	79	60	0	298

Scoring	TD	Ru	Pa	Rt	PAT	FG	2Pt	Pts
C.McCaffrey	21	14	7	0	0/0	0/0	0	126
J.Moody	0	0	0	0	60/61	21/25	0	123
D.Samuel Sr.	12	5	7	0	0/0	0/0	0	72
B.Aiyuk	7	0	7	0	0/0	0/0	0	42
G.Kittle	6	0	6	0	0/0	0/0	0	36
R.Bell	3	0	3	0	0/0	0/0	0	18
J.Mason	3	3	0	0	0/0	0/0	0	18
K.Juszczyk	2	0	2	0	0/0	0/0	0	12
E.Mitchell	2	2	0	0	0/0	0/0	0	12
B.Purdy	2	2	0	0	0/0	0/0	0	12
S.Darnold	1	1	0	0	0/0	0/0	0	6
J.Jennings	1	0	1	0	0/0	0/0	0	6
C.Ward	1	0	0	1	0/0	0/0	0	6
<b>49ers</b>	<b>61</b>	<b>27</b>	<b>33</b>	<b>1</b>	<b>60/61</b>	<b>21/25</b>	<b>0</b>	<b>491</b>
<b>Opponents</b>	<b>31</b>	<b>10</b>	<b>20</b>	<b>1</b>	<b>23/25</b>	<b>29/33</b>	<b>1</b>	<b>298</b>

**2-Pt. Conversions:** 49ers 0/0, Opponents 1/6  
**Sacks:**  
**49ers:** N.Bosa 10.5, J.Hargrave 7.0, A.Armstead 5.0, C.Ferrell 3.5, J.Kinlaw 3.5, D.Jackson 3.0, R.Gregory 2.5, C.Young 2.5, F.Warner 2.5, K.Givens 1.5, D.Greenlaw 1.5, O.Burks 1.0, R.Beal Jr. 1.0, K.Davis 1.0, T.Gipson Sr. 1.0, K.Hyder Jr. 1.0 **Total: 48.0 Opponents: 32.0**

Passing	Att	Cmp	Yds	Cmp%	Yds/Att	TD	TD%	Int	Int%	Long	Sack/Lost	Rating
B.Purdy	444	308	4,280	69.4%	9.6	31	7.0%	11	2.5%	76t	28/153	113.0
S.Darnold	46	28	297	60.9%	6.5	2	4.3%	1	2.2%	48	6/40	85.2
D.Samuel Sr.	1	0	0	0.0%	0.0	0	0.0%	0	0.0%	0	0/0	39.6
<b>49ers</b>	<b>491</b>	<b>336</b>	<b>4,577</b>	<b>68.4%</b>	<b>9.3</b>	<b>33</b>	<b>6.7%</b>	<b>12</b>	<b>2.4%</b>	<b>76t</b>	<b>34/193</b>	<b>110.2</b>
<b>Opponents</b>	<b>621</b>	<b>410</b>	<b>3,949</b>	<b>66.0%</b>	<b>6.4</b>	<b>20</b>	<b>3.2%</b>	<b>22</b>	<b>3.5%</b>	<b>60t</b>	<b>48/307</b>	<b>79.6</b>

# 2023 DEFENSIVE & SPECIAL TEAMS STATISTICS

## DEFENSIVE STATISTICS

PLAYER	TACKLES				Quarterback Sacks	INT	PD	FF	FR
	Total	Solo	Ast	For Loss					
F. Warner	132	82	50	6	2.5	4	11	4	0
D. Greenlaw	120	75	45	5	1.5	0	4	0	0
D. Lenoir	84	58	26	1	0.0	3	10	0	0
C. Ward	72	56	16	2	0.0	5	23	1	0
T. Gipson Sr.	60	41	19	3	1.0	1	3	0	0
I. Oliver	58	43	15	2	0.0	1	2	0	1
N. Bosa	53	34	19	16	10.5	0	4	2	1
T. Hufanga	51	39	12	1	0.0	3	3	0	0
O. Burks	45	29	16	3	1.0	1	1	0	0
J. Hargrave	44	25	19	8	7.0	0	2	0	0
A. Thomas	41	34	7	0	0.0	1	7	1	1
J. Brown	34	21	13	0	0.0	2	4	0	0
C. Ferrell	28	15	13	6	3.5	0	1	1	1
A. Armstead	27	15	12	4	5.0	0	0	0	0
J. Kinlaw	25	13	12	4	3.5	0	3	0	0
K. Givens	23	13	10	3	1.5	0	1	0	1
D. Flannigan-Fowles	17	10	7	4	0.0	0	1	0	0
L. Ryan	12	8	4	1	0.0	0	0	0	0
R. Gregory	11	10	1	4	2.5	0	0	0	0
C. Young	10	5	5	1	2.5	0	1	0	0
D. Jackson	7	4	3	2	3.0	0	1	0	0
S. Joseph-Day	5	4	1	0	0.0	0	0	0	0
D. Luter Jr.	5	3	2	0	0.0	0	0	0	0
D. Winters	5	5	0	0	0.0	0	1	0	0
R. Beal Jr.	4	1	3	1	1.0	0	0	0	0
T. Hawkins	4	3	1	0	0.0	1	1	0	0
K. Sheffield	3	3	0	1	0.0	0	0	0	0
S. Womack III	3	3	0	0	0.0	0	0	0	0
T. McGill	2	1	1	0	0.0	0	0	1	0
G. Odum	2	1	1	0	0.0	0	0	0	0
A. Bryant	1	0	1	0	0.0	0	0	0	0
K. Davis	1	1	0	1	1.0	0	0	0	0
K. Hyder Jr.	1	1	0	1	1.0	0	0	0	0
S. Jean-Charles	1	1	0	0	0.0	0	0	0	0
C. Robinson	1	1	0	0	0.0	0	0	0	0
B. Willis	1	1	0	0	0.0	0	0	0	0
<b>TOTALS</b>	<b>993</b>	<b>659</b>	<b>334</b>	<b>80</b>	<b>48.0</b>	<b>22</b>	<b>84</b>	<b>10</b>	<b>5</b>

## SACKS (48.0)

**N. Bosa (10.5)** – 1.0 vs. NYG, 0.5 vs. Dal., 1.0 at Cle., 0.5 vs. Cin., 1.5 at Jax., 1.5 vs. TB, 2.0 at Sea., 1.5 vs. Sea., 1.0 at Arz.

**J. Hargrave (7.0)** – 1.0 at Pit., 1.0 vs. NYG, 1.0 vs. Arz., 1.5 at Jax., 1.5 at Sea., 1.0 vs. Bal.

**A. Armstead (5.0)** – 0.5 vs. Dal., 2.0 vs. Cin., 0.5 at Jax., 1.0 vs. TB, 1.0 at Sea.

**C. Ferrell (3.5)** – 0.5 vs. Cin., 1.0 at Jax., 1.0 vs. Sea., 1.0 at Was.

**J. Kinlaw (3.5)** – 2.0 at Phi., 0.5 vs. Sea., 1.0 at Arz.

**D. Jackson (3.0)** – 3.0 at Pit.

**R. Gregory (2.5)** – 1.0 at Cle., 1.0 vs. Sea., 0.5 vs. Bal.

**F. Warner (2.5)** – 1.0 at LAR, 1.0 vs. Dal., 0.5 at Arz.

**C. Young (2.5)** – 0.5 at Jax., 1.0 vs. TB, 0.5 at Arz., 0.5 vs. Bal.

**K. Givens (1.5)** – 1.0 vs. Dal., 0.5 at Sea.

**D. Greenlaw (1.5)** – 1.0 vs. Dal., 0.5 vs. TB

**R. Beal Jr. (1.0)** – 1.0 vs. LAR

**O. Burks (1.0)** – 1.0 vs. LAR

**K. Davis (1.0)** – 1.0 at Phi.

**K. Hyder Jr. (1.0)** – 1.0 at Pit.

**T. Gipson Sr. (1.0)** – 1.0 at Sea.

## INTERCEPTIONS (22)

**C. Ward (5)** – 1–9 at Pit., 1–0 at Min., 2–79 at Arz., 1–3 at Was.

**F. Warner (4)** – 1–12 vs. Dal., 1–32 at Cle., 1–22 at Jax., 1–3 vs. Sea.

**T. Hufanga (3)** – 1–28 at Pit., 1–8 vs. NYG, 1–12 at Jax.

**D. Lenoir (3)** – 1–3 at LAR, 1–28 at Cle., 1–0 at Was.

**J. Brown (2)** – 1–0 vs. TB, 1–0 vs. Sea.

**O. Burks (1)** – 1–11 vs. Dal.

**T. Gipson Sr. (1)** – 1–26 vs. Dal.

**T. Hawkins (1)** – 1–0 vs. LAR

**I. Oliver (1)** – 1–21 at LAR

**A. Thomas (1)** – 1–2 at Sea.

## TOUCHDOWNS (1)

**C. Ward (1)** – 66-yd. INT return at Arz.

## SINGLE-GAME BESTS

**Tackles:** 13, Fred Warner at Min.

**Tackles For Loss:** 3, last by Demetrius Flannigan-Fowles vs. LAR

**Sacks:** 3.0 by Drake Jackson at Pit.

**Interceptions:** 2, Charvarius Ward at Arz.

**Passes Defensed:** 4 by Charvarius Ward at Phi.

**Forced Fumbles:** 1, last by Fred Warner vs. TB

**Fumble Recoveries:** 1, last by Clelin Ferrell vs. TB

**Special Teams Tackles:** 4 by George Odum vs. Dal.

## SPECIAL TEAMS

PLAYER	Tot	Solo	Ast	FF	FR
G. Odum	10	5	5	0	0
C. Woerner	10	6	4	0	0
J. Mason	9	4	5	0	0
I. Oliver	9	5	4	0	0
D. Winters	5	1	4	0	0
S. Womack III	4	3	1	0	0
R. Bell	3	2	1	0	0
S. Jean-Charles	3	2	1	0	0
D. Flannigan-Fowles	2	2	0	0	0
D. Luter Jr.	2	1	1	0	0
C. Robinson	2	2	0	0	0
A. Thomas	2	1	1	0	0
R. Beal Jr.	1	1	0	0	0
J. Brown	1	1	0	0	0
J. Graham	1	1	0	0	0
L. Ryan	1	1	0	0	0
K. Sheffield	1	1	0	0	0
O. Burks	1	0	1	0	0
R. Dwelley	1	0	1	0	0
T. Hufanga	1	0	1	0	0
J. McNichols	1	0	1	0	0
<b>TOTALS</b>	<b>70</b>	<b>39</b>	<b>31</b>	<b>0</b>	<b>0</b>



# 2023 SAN FRANCISCO 49ERS POSTSEASON STATISTICS

Date	W/L	Score	Opponent	Attendance	Rushing	No	Yds	Avg	Long	TD
1/20	W	24-21	Green Bay	71,824	C.McCaffrey	59	268	4.5	39t	4
1/28	W	34-31	Detroit	71,834	B.Purdy	14	74	5.3	21	0
2/11	L	22-25 (OT)	at Kansas City	61,629	E.Mitchell	6	15	2.5	7	1

Team Statistics		49ers		Opponents	
<b>Total First Downs</b>	<b>65</b>	<b>72</b>			
Rushing	23	27			
Passing	39	41			
Penalty	3	4			

Receiving		49ers		Opponents	
<b>Total Net Yards</b>	<b>1,151</b>	<b>1,227</b>			
Avg. Per Game	383.7	409.0			
Total Plays	201	213			
Avg. Per Play	5.7	5.8			

Net Yards Rushing		49ers		Opponents	
<b>Net Yards Rushing</b>	<b>376</b>	<b>448</b>			
Avg. Per Game	125.3	149.3			
Total Rushes	88	87			

Net Yards Passing		49ers		Opponents	
<b>Net Yards Passing</b>	<b>775</b>	<b>779</b>			
Avg. Per Game	258.3	259.7			
Sacked/Yards Lost	4/20	5/21			
Gross Yards	795	800			

Punting/Average		49ers		Opponents	
<b>Punting/Average</b>	<b>10/48.9</b>	<b>8/50.5</b>			
Net Punting Avg.	45.1	48.0			
Penalties/Yards	15/143	9/75			

Fumbles/Ball Lost		49ers		Opponents	
<b>Fumbles/Ball Lost</b>	<b>2/2</b>	<b>8/2</b>			
Touchdowns	9	8			
Rushing	5	3			
Passing	4	5			
Returns	0	0			

Score By Periods		49ers		Opponents	
<b>Score By Periods</b>	<b>Q1 Q2 Q3 Q4 OT Pts</b>	<b>0 24 24 29 3 80</b>	<b>17 16 25 13 6 77</b>		

Scoring		49ers		Opponents		
<b>Scoring</b>	<b>TD Ru Pa Rt PAT FG 2Pt Pts</b>	<b>5 4 1 0 0/0 0/0 0 30</b>	<b>0 0 0 0 8/9 6/8 0 26</b>	<b>1 0 1 0 0/0 0/0 0 6</b>	<b>1 0 1 0 0/0 0/0 0 6</b>	<b>1 1 0 0 0/0 0/0 0 6</b>

Kickoff Returns		49ers		Opponents	
<b>Kickoff Returns</b>	<b>No Yds Avg Long TD</b>	<b>2 51 25.5 28 0</b>	<b>1 21 21.0 21 0</b>	<b>3 72 24.0 28 0</b>	<b>2 97 48.5 73 0</b>

Field Goals		49ers		Opponents	
<b>Field Goals</b>	<b>1-19 20-29 30-39 40-49 50+</b>	<b>0/0 1/1 1/1 1/3 3/3</b>	<b>0/0 1/1 1/1 1/3 3/3</b>	<b>0/0 6/6 0/0 0/1 1/1</b>	

**Fumbles Lost:** C.McCaffrey 1, D.Luter Jr. 1 **Total: 2**  
**Opponent Fumble Recoveries:** A.Armstead 1, J.Hargrave 1 **Total: 2**

**2-Pt. Conversions:** 49ers 0/0, Opponents 1/1  
**Sacks:** 49ers: N.Bosa 2.0, A.Armstead 1.0, J.Hargrave 1.0, C.Young 1.0 **Total: 5.0**  
Opponents: 4.0

Passing	Att	Cmp	Yds	Cmp%	Yds/Att	TD	TD%	Int	Int%	Long	Sack/Lost	Rating
B.Purdy	108	66	774	61.1%	7.2	3	2.8%	1	0.9%	51	4/20	88.3
J.Jennings	1	1	21	100.0%	21.0	1	100.0%	0	0.0%	21t	0/0	158.3
<b>49ers</b>	<b>109</b>	<b>67</b>	<b>795</b>	<b>61.5%</b>	<b>7.3</b>	<b>4</b>	<b>3.7%</b>	<b>1</b>	<b>0.9%</b>	<b>51</b>	<b>4/20</b>	<b>92.1</b>
<b>Opponents</b>	<b>121</b>	<b>80</b>	<b>800</b>	<b>66.1%</b>	<b>6.6</b>	<b>5</b>	<b>4.1%</b>	<b>3</b>	<b>2.5%</b>	<b>52</b>	<b>5/21</b>	<b>88.2</b>

# 2023 POSTSEASON DEFENSIVE & SPECIAL TEAMS STATISTICS

## DEFENSIVE STATISTICS

PLAYER	TACKLES			For Loss	Quarterback				
	Total	Solo	Ast		Sacks	INT	PD	FF	FR
F. Warner	33	24	9	2	0.0	0	1	0	0
J. Brown	21	12	9	0	0.0	1	1	0	0
D. Greenlaw	18	9	9	1	0.0	2	2	0	0
D. Lenoir	18	10	8	0	0.0	0	0	1	0
T. Gipson Sr.	14	12	2	0	0.0	0	1	1	0
N. Bosa	12	9	3	4	2.0	0	0	0	0
L. Ryan	12	6	6	0	0.0	0	0	1	0
A. Armstead	11	4	7	1	1.0	0	0	0	1
A. Thomas	11	8	3	0	0.0	0	0	0	0
J. Hargrave	10	4	6	1	1.0	0	0	0	1
C. Ward	10	8	2	1	0.0	0	1	0	0
J. Kinlaw	9	7	2	2	0.0	0	0	0	0
O. Burks	8	5	3	0	0.0	0	0	0	0
C. Young	8	6	2	2	1.0	0	0	0	0
R. Gregory	5	3	2	1	0.0	0	0	0	0
D. Flannigan-Fowles	4	1	3	0	0.0	0	1	0	0
S. Joseph-Day	3	2	1	0	0.0	0	0	0	0
K. Givens	2	2	0	0	0.0	0	0	0	0
<b>TOTALS</b>	<b>209</b>	<b>132</b>	<b>77</b>	<b>15</b>	<b>5.0</b>	<b>3</b>	<b>7</b>	<b>3</b>	<b>2</b>

## SPECIAL TEAMS

PLAYER	Tot	Solo	Ast	FF	FR
C. Conley	2	2	0	0	0
D. Flannigan-Fowles	2	1	1	1	0
D. Luter Jr.	2	2	0	0	0
C. Woerner	2	1	1	0	0
G. Odum	1	1	0	0	0
D. Winters	1	1	0	0	0
<b>TOTALS</b>	<b>10</b>	<b>8</b>	<b>2</b>	<b>1</b>	<b>0</b>

## SACKS (5.0)

**N. Bosa (2.0)** – 2.0 vs. Det.  
**A. Armstead (1.0)** – 1.0 at KC

**J. Hargrave (1.0)** – 1.0 at KC  
**C. Young (1.0)** – 1.0 at KC

## INTERCEPTIONS (3)

**D. Greenlaw (2)** – 2–25 vs. GB

**J. Brown (1)** – 1–0 at KC

## SINGLE-GAME BESTS

**Tackles:** 13, last by Fred Warner at KC  
**Tackles For Loss:** 2, last by Nick Bosa at KC  
**Sacks:** 2.0, Nick Bosa vs. Det.  
**Interceptions:** 2, Dre Greenlaw vs. GB  
**Passes Defensed:** 2, Dre Greenlaw vs. GB  
**Forced Fumbles:** 1, last by Deommodore Lenoir & Logan Ryan at KC  
**Fumble Recoveries:** 1, last by Javon Hargrave at KC  
**Special Teams Tackles:** 2, last by Chris Conley at KC



# 2023 49ERS OFFENSIVE GAME-BY-GAME TEAM STATISTICS

	@Pit.	@LAR	NYG	Arz.	Dal.	@Cle.	@Min.	Cin.	@Jax.	TB	@Sea.	@Phi.	Sea.	@Arz.	Bal.	@Was.	LAR	Totals
<b>First Downs</b>																		
Total	22	21	26	30	25	15	19	24	20	22	23	24	19	24	21	28	20	<b>383</b>
Rushing	8	8	9	10	10	6	7	8	8	7	12	12	7	9	5	12	9	<b>147</b>
Passing	13	11	13	17	12	5	12	15	11	14	10	12	12	12	14	14	10	<b>207</b>
Penalty	1	2	4	3	3	4	0	1	1	1	1	0	0	3	2	2	1	<b>29</b>

<b>Third Down</b>																		
Conversions	6	2	9	3	6	3	5	5	4	4	5	8	6	4	6	4	5	<b>85</b>
Attempts	13	9	16	5	11	12	9	9	12	10	11	11	11	7	14	9	10	<b>179</b>
Percentage	46.2	22.2	56.3	60.0	54.5	25.0	55.6	55.6	33.3	40.0	45.5	72.7	54.5	57.1	42.9	44.4	50.0	<b>47.5</b>

<b>4th Down</b>																		
Conversions	1	0	0	1	0	0	1	0	1	0	0	1	0	0	1	0	1	<b>7</b>
Attempts	1	0	0	1	1	0	1	0	2	1	0	1	0	0	3	1	1	<b>13</b>

<b>Time of Possession</b>																		
49ers	37:23	26:49	39:10	29:14	37:05	26:57	25:04	28:37	33:11	30:51	35:30	28:21	29:15	25:49	28:46	38:13	29:00	<b>31:08</b>

<b>Total Net Yards</b>																		
Plays	66	54	78	53	67	55	53	56	60	59	65	57	53	54	68	68	58	<b>1,024</b>
Yards	391	365	441	395	421	215	325	460	437	420	377	456	527	406	429	408	300	<b>6,773</b>
Average	5.9	6.8	5.7	7.5	6.3	3.9	6.1	8.2	7.3	7.1	5.8	8.0	9.9	7.5	6.3	6.0	5.2	<b>6.6</b>

<b>Rushing</b>																		
Attempts	34	28	39	31	41	25	22	23	30	30	33	28	23	26	18	39	29	<b>499</b>
Yards	188	159	141	124	170	108	65	113	144	115	169	146	173	144	121	184	125	<b>2,389</b>
Average	5.5	5.7	3.6	4.0	4.1	4.3	3.0	4.9	4.8	3.8	5.1	5.2	7.5	5.5	6.7	4.7	4.3	<b>4.8</b>

<b>Passing</b>																		
Net	203	206	300	271	251	107	260	347	293	305	208	310	354	262	308	224	175	<b>4,384</b>
Sacks	3	1	2	1	1	3	1	2	2	4	1	2	3	0	4	1	3	<b>34</b>
Yards	17	0	10	12	2	18	12	18	9	28	1	4	14	0	28	6	14	<b>193</b>
Gross	220	206	310	283	253	125	272	365	302	333	209	314	368	262	336	230	189	<b>4,577</b>
Attempts	29	25	37	21	25	27	30	31	28	25	31	27	27	28	46	28	26	<b>491</b>
Completions	19	17	25	20	18	12	21	22	20	21	21	19	19	18	26	22	16	<b>336</b>
Percentage	65.5	68.0	67.6	95.2	72.0	44.4	70.0	71.0	71.4	84.0	67.7	70.4	70.4	64.3	56.5	78.6	61.5	<b>68.4</b>
Interceptions	0	0	0	0	0	1	2	2	0	0	1	0	1	0	5	0	0	<b>12</b>

<b>Punting</b>																		
Number	3	4	3	1	4	6	1	3	3	3	5	2	5	2	2	2	3	<b>52</b>
Average	44.7	49.3	42.7	45.0	46.8	52.3	62.0	50.3	47.0	51.0	39.8	47.5	49.2	48.0	56.0	38.0	48.0	<b>48.1</b>
Net	44.0	41.5	41.7	45.0	44.3	45.0	58.0	47.7	42.0	29.7	39.8	47.5	43.6	48.0	44.5	37.0	39.3	<b>43.4</b>

<b>Penalties</b>																		
Number	11	6	6	4	6	12	5	5	7	7	3	5	5	1	10	3	5	<b>101</b>
Yards	85	57	71	21	45	105	37	54	90	66	20	47	30	5	102	20	78	<b>933</b>

<b>Fumbles</b>																		
Number	3	2	1	0	1	1	1	1	0	0	1	1	1	0	0	1	2	<b>16</b>
Lost	1	0	0	0	1	0	1	1	0	0	0	0	1	0	0	0	1	<b>6</b>

<b>Red Zone</b>																		
Number	3	5	5	5	5	3	2	4	4	4	4	4	2	4	4	6	3	<b>67</b>
Touchdowns	2	3	2	5	4	2	1	2	1	2	3	4	2	4	2	3	3	<b>45</b>
Field Goals	1	2	3	0	0	1	0	1	2	2	1	0	0	0	0	2	0	<b>15</b>

<b>Touchdowns</b>																		
Rushing	1	3	1	4	2	1	1	1	1	0	3	2	2	1	1	1	2	<b>27</b>
Passing	2	0	2	1	4	1	1	1	3	3	1	4	2	4	1	2	1	<b>33</b>
Returns	0	0	0	0	0	0	0	0	0	0	0	0	0	1	0	0	0	<b>1</b>



# 2023 49ERS POSTSEASON GAME-BY-GAME TEAM STATISTICS

## OFFENSE

	GB	Det.	@KC	Totals
<b>First Downs</b>				
Total	19	23	23	<b>65</b>
Rushing	7	11	5	<b>23</b>
Passing	12	12	15	<b>39</b>
Penalty	0	0	3	<b>3</b>

### 3rd Down

Conversions	10	6	3	<b>19</b>
Attempts	16	12	12	<b>40</b>
Percentage	62.5	50.0	25.0	<b>47.5</b>

### 4th Down

Conversions	0	0	1	<b>1</b>
Attempts	0	1	1	<b>2</b>

### Time of Possession

49ers	29:41	32:12	38:31	<b>33:28</b>
-------	-------	-------	-------	--------------

### Total Net Yards

Plays	64	66	71	<b>201</b>
Yards	356	413	382	<b>1,151</b>
Average	5.6	6.3	5.4	<b>5.7</b>

### Rushing

Attempts	24	33	31	<b>88</b>
Yards	111	155	110	<b>376</b>
Average	4.6	4.7	3.5	<b>4.3</b>

### Passing

Net	245	258	272	<b>775</b>
Sacks	1	2	1	<b>4</b>
Yards	7	9	4	<b>20</b>
Gross	252	267	276	<b>795</b>
Attempts	39	31	39	<b>109</b>
Completions	23	20	24	<b>67</b>
Percentage	59.0	64.5	61.5	<b>61.5</b>
Interceptions	0	1	0	<b>1</b>

### Punting

Number	4	1	5	<b>10</b>
Average	44.8	56.0	50.8	<b>50.5</b>
Net	40.8	46.0	48.4	<b>45.1</b>

### Penalties

Number	6	3	6	<b>15</b>
Yards	83	20	40	<b>143</b>

### Fumbles

Number	0	0	2	<b>2</b>
Lost	0	0	2	<b>2</b>

### Red Zone

Number	1	5	2	<b>8</b>
Touchdowns	1	4	1	<b>6</b>
Field Goals	0	1	1	<b>2</b>

### Touchdowns

Rushing	2	3	0	<b>5</b>
Passing	1	1	2	<b>4</b>
Returns	0	0	0	<b>0</b>

## DEFENSE

	GB	Det.	@KC	Totals
<b>First Downs</b>				
Total	20	28	24	<b>72</b>
Rushing	7	11	9	<b>27</b>
Passing	10	16	15	<b>41</b>
Penalty	3	1	0	<b>4</b>

### 3rd Down

Conversions	7	6	9	<b>22</b>
Attempts	13	12	19	<b>44</b>
Percentage	53.8	50.0	47.4	<b>50.0</b>

### 4th Down

Conversions	0	1	1	<b>2</b>
Attempts	1	3	1	<b>5</b>

### Time of Possession

Opponent	30:19	27:48	36:26	<b>31:31</b>
----------	-------	-------	-------	--------------

### Total Net Yards

Plays	62	72	79	<b>213</b>
Yards	330	442	455	<b>1,227</b>
Average	5.3	6.1	5.8	<b>5.8</b>

### Rushing

Attempts	28	29	30	<b>87</b>
Yards	136	182	130	<b>448</b>
Average	4.9	6.3	4.3	<b>5.1</b>

### Passing

Net	194	260	325	<b>779</b>
Sacks	0	2	3	<b>5</b>
Yards	0	13	8	<b>21</b>
Gross	194	273	333	<b>800</b>
Attempts	34	41	46	<b>121</b>
Completions	21	25	34	<b>80</b>
Percentage	61.8	61.0	73.9	<b>66.1</b>
Interceptions	2	0	1	<b>3</b>

### Punting

Number	1	2	5	<b>8</b>
Average	42.0	54.0	50.8	<b>48.9</b>
Net	42.0	44.0	50.8	<b>45.6</b>

### Penalties

Number	1	2	6	<b>9</b>
Yards	5	15	55	<b>75</b>

### Fumbles

Number	2	1	5	<b>8</b>
Lost	0	1	1	<b>2</b>

### Red Zone

Number	5	4	6	<b>15</b>
Touchdowns	2	3	2	<b>7</b>
Field Goals	2	1	3	<b>6</b>

### Touchdowns

Rushing	0	3	0	<b>3</b>
Passing	2	1	2	<b>5</b>
Returns	0	0	0	<b>0</b>



# 2023 SAN FRANCISCO 49ERS TEAM HIGHS & LOWS

## SAN FRANCISCO 49ERS

	Bests/Highs	Opponent	Date	Worsts/Lows	Opponent	Date
First Downs	30	vs. Arizona	10/1/23	15	at Cleveland	10/15/23
Third-Down %	23	2 times, last at Kansas City	2/11/24	19	vs. Green Bay	1/20/24
	8-11-72.7%	at Philadelphia	12/3/23	2-9-22.2%	at Los Angeles Rams	9/17/23
Total Net Yards	10-16-62.5%	vs. Green Bay	1/20/24	3-12-25.0%	at Kansas City	2/11/24
	527	vs. Seattle	12/10/23	215	at Cleveland	10/15/23
Offensive Plays	413	vs. Detroit	1/28/24	356	vs. Green Bay	1/20/24
	78	vs. New York Giants	9/21/23	53	3 times, last vs. Seattle	12/10/23
Avg. Per Play	71	at Kansas City	2/11/24	64	vs. Green Bay	1/20/24
	9.9	vs. Seattle	12/10/23	3.9	at Cleveland	10/15/23
Rushing Yards	6.3	vs. Detroit	1/28/24	5.4	at Kansas City	2/11/24
	188	at Pittsburgh	9/10/23	65	at Minnesota	10/23/23
Rushes	155	vs. Detroit	1/28/24	110	at Kansas City	2/11/24
	41	vs. Dallas	10/8/23	18	vs. Baltimore	12/25/23
Rushing Avg.	33	vs. Detroit	1/28/24	24	vs. Green Bay	1/20/24
	7.5	vs. Seattle	12/10/23	3.0	at Minnesota	10/23/23
Net Passing Yards	4.7	vs. Detroit	1/28/24	3.5	at Kansas City	2/11/24
	354	vs. Seattle	12/10/23	107	at Cleveland	10/15/23
Completions	272	at Kansas City	2/11/24	245	vs. Green Bay	1/20/24
	26	vs. Baltimore	12/25/23	12	at Cleveland	10/15/23
Attempts	24	at Kansas City	2/11/24	20	vs. Detroit	1/28/24
	46	vs. Baltimore	12/25/23	21	vs. Arizona	10/1/23
Completions %	39	2 times, last at Kansas City	2/11/24	31	vs. Detroit	1/28/24
	95.2	vs. Arizona	10/1/23	44.4	at Cleveland	10/15/23
Avg. Gain Per Passing Play	64.5	vs. Detroit	1/28/24	59.0	vs. Green Bay	1/20/24
	12.3	vs. Arizona	10/1/23	3.6	at Cleveland	10/15/23
Interceptions Thrown	7.8	vs. Detroit	1/28/24	6.1	vs. Green Bay	1/20/24
	0	11 times, last vs. LA Rams	1/7/24	5	vs. Baltimore	12/25/23
Fumbles Lost	0	2 times, last at Kansas City	2/11/24	1	vs. Detroit	1/28/24
	0	11 times, last at Washington	12/31/23	1	6 times, last vs. LA Rams	1/7/24
Turnovers	0	2 times, last vs. Detroit	1/28/24	2	at Kansas City	2/11/24
	0	8 times, last at Washington	12/31/23	5	vs. Baltimore	12/25/23
Penalties	1	vs. Green Bay	1/20/24	2	at Kansas City	2/11/24
	3	at Arizona	12/17/23	12	at Cleveland	10/15/23
Penalty Yards	20	vs. Detroit	1/28/24	6	2 times, last at Kansas City	2/11/24
	62.0	at Minnesota	10/23/23	105	at Cleveland	10/15/23
Gross Punting Avg.	56.0	vs. Detroit	1/28/24	83	vs. Green Bay	1/20/24
	58.0	at Minnesota	10/23/23	38.0	at Washington	12/31/23
Net Punting Avg.	48.4	at Kansas City	2/11/24	44.8	vs. Green Bay	1/20/24
	39:10	vs. New York Giants	9/21/23	29.7	vs. Tampa Bay	1/19/23
Time of Poss.	38:31	at Kansas City	2/11/24	40.8	vs. Green Bay	1/20/24
				25:04	at Minnesota	10/23/23
				29:41	vs. Green Bay	1/20/24

## OPPONENTS

	Worsts/Lows	Opponent	Date	Bests/Highs	Opponent	Date
First Downs	8	vs. Dallas	10/8/23	29	vs. Cincinnati	10/29/23
Third-Down %	20	vs. Green Bay	1/20/24	28	vs. Detroit	1/28/24
	2-11-18.2%	vs. Seattle	12/10/23	8-13-61.5%	at Minnesota	10/23/23
Total Net Yards	330	at Kansas City	2/11/24	7-13-53.8%	vs. Green Bay	1/20/24
	150	vs. New York Giants	9/21/23	452	at Minnesota	10/23/23
Offensive Plays	43	vs. Green Bay	1/20/24	455	at Kansas City	2/11/24
	62	at Washington	12/31/23	78	at Los Angeles Rams	9/17/23
Avg. Per Play	3.3	vs. Green Bay	1/20/24	79	at Kansas City	2/11/24
	5.3	vs. New York Giants	9/21/23	6.8	at Minnesota	10/23/23
Rushing Yards	29	vs. Green Bay	1/20/24	6.1	vs. Detroit	1/28/24
	130	vs. New York Giants	9/21/23	234	at Arizona	12/17/23
Rushes	10	at Kansas City	2/11/24	182	vs. Detroit	1/28/24
	28	at Pittsburgh	9/10/23	36	vs. Los Angeles Rams	1/7/24
Rushing Avg.	2.6	vs. Green Bay	1/20/24	30	at Kansas City	2/11/24
	4.3	2 times, last at Philadelphia	12/3/23	7.8	at Arizona	12/17/23
Net Passing Yards	121	at Kansas City	2/11/24	6.3	vs. Detroit	1/28/24
	194	vs. New York Giants	9/21/23	378	at Minnesota	10/23/23
Completions	16	vs. Green Bay	1/20/24	325	at Kansas City	2/11/24
	21	vs. Dallas	10/8/23	35	at Minnesota	10/23/23
Attempts	24	vs. Green Bay	1/20/24	34	at Kansas City	2/11/24
	34	vs. Los Angeles Rams	1/7/24	55	at Los Angeles Rams	9/17/23
Completions %	52.9	vs. Green Bay	1/20/24	46	at Kansas City	2/11/24
	61.0	at Cleveland	10/15/23	87.5	vs. Cincinnati	10/29/23
Avg. Gain Per Passing Play	3.5	vs. Detroit	1/28/24	73.9	at Kansas City	2/11/24
	5.7	vs. New York Giants	9/21/23	8.4	at Minnesota	10/23/23
Interceptions Thrown	3	vs. Green Bay	1/20/24	6.6	at Kansas City	2/11/24
	2	vs. Dallas	10/8/23	0	4 times, last vs. Baltimore	12/25/23
Fumbles Lost	2	vs. Green Bay	1/20/24	0	vs. Detroit	1/28/24
	1	at Jacksonville	11/12/23	0	12 times, last vs. LA Rams	1/7/24
Turnovers	4	2 times, last at Kansas City	2/11/24	0	vs. Green Bay	1/20/24
	2	2 times, last at Jacksonville	11/12/23	0	3 times, last vs. Baltimore	12/25/23
Penalties	13	2 times, last at Kansas City	2/11/24	1	vs. Detroit	1/28/24
	6	at Cleveland	10/15/23	1	vs. Cincinnati	10/29/23
Penalty Yards	119	at Kansas City	2/11/24	7	vs. Green Bay	1/20/24
	55	at Cleveland	10/15/23	8	vs. Los Angeles Rams	1/7/24
Gross Punting Avg.	39.0	at Kansas City	2/11/24	5	vs. Green Bay	1/20/24
	42.0	vs. Arizona	10/1/23	56.0	at Arizona	12/17/23
Net Punting Avg.	22.0	vs. Green Bay	1/20/24	54.0	vs. Detroit	1/28/24
	42.0	at Minnesota	10/23/23	54.0	at Arizona	12/17/23
Time of Poss.	20:50	vs. Green Bay	1/20/24	50.8	at Kansas City	2/11/24
	27:48	vs. New York Giants	9/21/23	34:56	at Minnesota	10/23/23
		vs. Detroit	1/28/24	36:26	at Kansas City	2/11/24

*Italics denotes postseason contest*

# 2023 SAN FRANCISCO 49ERS INDIVIDUAL HIGHS

Long Plays		Player	Opponent	Date
Longest Run (yards)	72	Christian McCaffrey	vs. Seattle	12/10/23
	<i>39t</i>	<i>Christian McCaffrey</i>	<i>vs. Green Bay</i>	<i>1/20/24</i>
Longest TD Run (yards)	65t	Christian McCaffrey	at Pittsburgh	9/10/23
	<i>39t</i>	<i>Christian McCaffrey</i>	<i>vs. Green Bay</i>	<i>1/20/24</i>
Longest Pass Completion (yards)	76t	Brock Purdy–Brandon Aiyuk	vs. Tampa Bay	11/19/23
	<i>51</i>	<i>Brock Purdy–Brandon Aiyuk</i>	<i>vs. Detroit</i>	<i>1/28/24</i>
Longest TD Pass (yards)	76t	Brock Purdy–Brandon Aiyuk	vs. Tampa Bay	11/19/23
	<i>32t</i>	<i>Brock Purdy–George Kittle</i>	<i>vs. Green Bay</i>	<i>1/20/24</i>
Longest Interception Return (yards)	66t	Charvarius Ward	at Arizona	12/17/23
	<i>18</i>	<i>Dre Greenlaw</i>	<i>vs. Green Bay</i>	<i>1/20/24</i>
Longest Kickoff Return (yards)	34	2 times, last Deebo Samuel Sr.	vs. Baltimore	12/25/23
	<i>28</i>	<i>Ray–Ray McCloud III</i>	<i>vs. Detroit</i>	<i>1/28/24</i>
Longest Punt Return (yards)	19	Ray–Ray McCloud III	at Pittsburgh	9/10/23
	–	–	–	–
Longest Punt (yards)	67	Mitch Wishnowsky	at Los Angeles Rams	9/17/23
	–	–	–	–
Longest Field Goal (yards)	57	Jake Moody	at Los Angeles Rams	9/17/23
	<i>55</i>	<i>Jake Moody</i>	<i>at Kansas City</i>	<i>2/11/24</i>
Single–Game Highs		Player	Opponent	Date
Most Points Scored	24	Christian McCaffrey	vs. Arizona	10/1/23
	<i>12</i>	<i>2 times, last Christian McCaffrey</i>	<i>vs. Detroit</i>	<i>1/28/24</i>
Most Touchdowns	4	Christian McCaffrey	vs. Arizona	10/1/23
	<i>2</i>	<i>2 times, last Christian McCaffrey</i>	<i>vs. Detroit</i>	<i>1/28/24</i>
Most Field Goals Attempted	3	4 times, last Jake Moody	at Cleveland	10/15/23
	<i>3</i>	<i>2 times, last Jake Moody</i>	<i>at Kansas City</i>	<i>2/11/24</i>
Most Field Goals Made	3	3 times, last Jake Moody	vs. New York Giants	9/21/23
	<i>3</i>	<i>Jake Moody</i>	<i>at Kansas City</i>	<i>2/11/24</i>
Most Rushing Yards	152	Christian McCaffrey	at Pittsburgh	9/10/23
	<i>98</i>	<i>Christian McCaffrey</i>	<i>vs. Green Bay</i>	<i>1/20/24</i>
Most Rushing Attempts	22	Christian McCaffrey	at Pittsburgh	9/10/23
	<i>22</i>	<i>Christian McCaffrey</i>	<i>at Kansas City</i>	<i>2/11/24</i>
Highest Rushing Avg. (Min. 10 att.)	9.1	Christian McCaffrey	vs. Seattle	12/10/23
	<i>5.8</i>	<i>Christian McCaffrey</i>	<i>vs. Green Bay</i>	<i>1/20/24</i>
Most Pass Completions	25	Brock Purdy	vs. New York Giants	9/21/23
	<i>23</i>	<i>2 times, last Brock Purdy</i>	<i>at Kansas City</i>	<i>2/11/24</i>
Most Pass Attempts	37	Brock Purdy	vs. New York Giants	9/21/23
	<i>39</i>	<i>Brock Purdy</i>	<i>vs. Green Bay</i>	<i>1/20/24</i>
Most Gross Passing Yards	365	Brock Purdy	vs. Cincinnati	10/29/23
	<i>267</i>	<i>Brock Purdy</i>	<i>vs. Detroit</i>	<i>1/28/24</i>
Highest Avg. Yards/Per Att. (Min. 10 att.)	13.5	Brock Purdy	vs. Arizona	10/1/23
	<i>8.6</i>	<i>Brock Purdy</i>	<i>vs. Detroit</i>	<i>1/28/24</i>
Fewest Interceptions Thrown (Min. 10 att.)	0	12 times, last Sam Darnold	vs. Los Angeles Rams	1/7/24
	<i>0</i>	<i>2 times, last Brock Purdy</i>	<i>at Kansas City</i>	<i>2/11/24</i>
Fewest Times Sacked (Min. 10 att.)	0	Brock Purdy	at Washington	12/31/23
	<i>1</i>	<i>2 times, last Brock Purdy</i>	<i>at Kansas City</i>	<i>2/11/24</i>
Most Receptions	9	George Kittle	vs. Cincinnati	10/29/23
	<i>8</i>	<i>2 times, last Christian McCaffrey</i>	<i>at Kansas City</i>	<i>2/11/24</i>
Most Receiving Yards	156	Brandon Aiyuk	vs. Tampa Bay	11/19/23
	<i>89</i>	<i>Deebo Samuel Sr.</i>	<i>vs. Detroit</i>	<i>1/28/24</i>
Most Kickoff Returns	2	6 times, last Deebo Samuel Sr.	vs. Baltimore	12/25/23
	<i>1</i>	<i>2 times, last Ray–Ray McCloud III</i>	<i>vs. Detroit</i>	<i>1/28/24</i>
Most Kickoff Return Yards	60	Deebo Samuel Sr.	at Philadelphia	12/3/23
	<i>28</i>	<i>Ray–Ray McCloud III</i>	<i>vs. Detroit</i>	<i>1/28/24</i>
Most Punt Returns	4	Ray–Ray McCloud III	vs. Dallas	10/8/23
	–	–	–	–
Most Punt Return Yards	41	Ray–Ray McCloud III	at Pittsburgh	9/10/23
	–	–	–	–
Most Interceptions	2	Charvarius Ward	at Arizona	12/17/23
	<i>2</i>	<i>Dre Greenlaw</i>	<i>vs. Green Bay</i>	<i>1/20/24</i>
Most Interception Return Yardage	79	Charvarius Ward	at Arizona	12/17/23
	<i>25</i>	<i>Dre Greenlaw</i>	<i>vs. Green Bay</i>	<i>1/20/24</i>
Most Tackles	13	Fred Warner	at Minnesota	10/23/23
	<i>13</i>	<i>2 times, last Fred Warner</i>	<i>at Kansas City</i>	<i>2/11/24</i>
Most Sacks	3.0	Drake Jackson	at Pittsburgh	9/10/23
	<i>2.0</i>	<i>Nick Bosa</i>	<i>vs. Detroit</i>	<i>1/28/24</i>

*Italics denotes postseason contest*

# 2023 SAN FRANCISCO 49ERS TURNOVER BREAKDOWN

## TAKEAWAYS

Date	Opponent	Turnover	Starting L.O.S.	Point of Turnover	Resulting L.O.S.	Qtr.	Result (pts)
9/10	at Pit.	C. Ward INT (K. Pickett)	PIT 32	SF 43	PIT 48	1	Field Goal (3)
		T. Hufanga INT (K. Pickett)	SF 48	SF 26	SF 49	4	Field Goal (3)
9/17	at LAR	I. Oliver INT (M. Stafford)	SF 31	SF 25	SF 28	3	Field Goal (3)
		D. Lenoir INT (K. Pickett)	LAR 25	LAR 36	LAR 15	4	Field Goal (3)
9/21	NYG	T. Hufanga INT (D. Jones)	NYG 48	SF 40	SF 48	4	Punt (0)
10/1	Arz.	None					
10/8	Dal.	T. Pollard FUMBLE (F. Warner FF)	DAL 5	DAL 9	DAL 16	1	Fumble (0)
		T. Gipson Sr. INT (D. Prescott)	DAL 37	SF 12	SF 38	3	Touchdown (7)
		F. Warner INT (D. Prescott)	DAL 25	DAL 38	DAL 26	4	Touchdown (7)
		O. Burks INT (D. Prescott)	SF 42	SF 36	SF 47	4	Punt (0)
10/15	at Cle.	F. Warner INT (P. Walker)	SF 43	SF 42	CLE 26	1	Missed Field Goal (0)
		D. Lenoir INT (P. Walker)	CLE 22	CLE 36	CLE 8	4	Touchdown (7)
10/23	at Min.	C. Ward INT (K. Cousins)	MIN 44	MIN 48	MIN 48	1	Fumble (0)
10/29	Cin.	I. Smith FUMBLE (C. Ferrell FF)*	SF 3	SF 4	SF 5	2	End Of Half (0)
11/12	at Jax.	T. Lawrence FUMBLE (N. Bosa FF)	SF 46	SF 48	SF 49	2	Punt (0)
		T. Hufanga INT (T. Lawrence)	SF 34	SF 31	SF 43	3	Punt (0)
		C. Kirk FUMBLE (A. Thomas FF)*	SF 9	SF 6	SF 19	3	Touchdown (7)
		F. Warner INT (T. Lawrence)	JAX 43	SF 38	JAX 40	4	Touchdown (7)
11/19	TB	B. Mayfield FUMBLE (F. Warner FF)	SF 33	SF 34	SF 35	2	Field Goal (3)
		J. Brown INT (B. Mayfield)*	SF 9	SF -5	SF 20	4	Downs (0)
11/23	at Sea.	A. Thomas INT (G. Smith)	SEA 35	SEA 44	SEA 42	2	Punt (0)
		D. Dallas FUMBLE (ST)	SF 27	SEA 30	SEA 22	2	Field Goal (3)
12/3	at Phi.	None					
12/10	Sea.	J. Brown INT (D. Lock)	SEA 25	SF 38	SF 38	4	Fumble (0)
		F. Warner INT (D. Lock)	SF 48	SF 16	SF 29	4	End Of Game (0)
12/17	at Arz.	C. Ward INT (K. Murray)	SF 42	SF 34	End zone	1	Touchdown (7)
		C. Ward INT (K. Murray)	ARZ 36	SF 40	ARZ 47	4	Field Goal (3)
12/25	Bal.	None					
12/31	at Was.	C. Ward INT (S. Howell)*	SF 11	SF 2	SF 5	4	Touchdown (7)
		D. Lenoir INT (S. Howell)	WAS 31	WAS 41	WAS 41	4	Downs (0)
1/7/24	LAR	T. Hawkins INT (C. Wentz)	LAR 25	LAR 36	LAR 36	2	Missed Field Goal (0)

**Regular Season Totals:** 28 takeaways resulted in 70 points

L.O.S. – Line of scrimmage

\* – Red zone play

(ST) – Special teams play

(TB) – Touchback



# 2023 SAN FRANCISCO 49ERS TURNOVER BREAKDOWN

## GIVEAWAYS

Date	Opponent	Turnover	Starting L.O.S.	Point of Turnover	Resulting L.O.S.	Qtr.	Result (pts)
9/10	at Pit.	B. Purdy FUMBLE (T. Watt FF)	PIT 38	PIT 46	SF 39	3	Downs (0)
9/17	at LAR	None					
9/21	NYG	None					
10/1	Arz.	None					
10/8	Dal.	C. McCaffrey FUMBLE (J. Lewis FF)	DAL 10	DAL 2	DAL 2	2	Punt (0)
10/15	at Cle.	M. Emerson INT (B. Purdy)	SF 34	CLE 48	SF 38	3	Punt (0)
10/23	at Min.	C. McCaffrey FUMBLE (H. Smith FF)*	MIN 15	MIN 12	MIN 11	1	Touchdown (7)
		C. Bynum INT (B. Purdy)	MIN 49	MIN 30	MIN 30	4	Missed Field Goal (0)
		C. Bynum INT (B. Purdy)	MIN 40	MIN 22	MIN 22	4	End Of Game (0)
10/29	Cin.	G. Pratt INT (B. Purdy)*	CIN 8	CIN 10	CIN 19	3	Punt (0)
		L. Wilson INT (B. Purdy)	SF 20	SF 33	SF 17	4	Touchdown (7)
		B. Purdy FUMBLE (T. Hendrickson FF)	CIN 26	CIN 36	CIN 38	4	Punt (0)
11/12	at Jax.	None					
11/19	TB	None					
11/23	at Sea.	J. Brooks INT (B. Purdy)	SF 4	SF 12	END ZONE	3	Touchdown (7)
12/3	at Phi.	None					
12/10	Sea.	J. Love INT (B. Purdy)	SEA 48	SEA 30	SEA 37	2	Punt (0)
		B. Aiyuk FUMBLE (J. Love FF)	SF 44	SEA 26	SEA 20	4	Punt (0)
12/17	at Arz.	None					
12/25	Bal.	K. Hamilton INT (B. Purdy)*	BAL 15	BAL -2	BAL 8	1	Safety (0)
		M. Humphrey INT (B. Purdy)	BAL 37	BAL 44	BAL 47	2	Touchdown (7)
		K. Hamilton INT (B. Purdy)	SF 30	SF 32	SF 20	2	Field Goal (3)
		P. Queen INT (B. Purdy)	SF 25	SF 30	SF 9	3	Touchdown (7)
		M. Williams INT (S. Darnold)*	BAL 17	BAL 0	BAL 22	4	End Of Game (0)
12/31	at Was.	None					
1/7/24	LAR	S. Darnold FUMBLE (D. Johnson FF)	SF 40	SF 37	SF 43	4	End Of Game (0)

**Regular Season Totals:** 18 giveaways resulted in 38 points

L.O.S. – Line of scrimmage

\* – Red zone play

(ST) – Special teams play

(TB) – Touchback

## GAME-BY-GAME TURNOVER DIFFERENTIAL

Date	Opp	Takeaways	Giveaways	Game Total	Total
9/10	at Pit.	2	1	+1	+1
9/17	at LAR	2	0	+2	+3
9/21	NYG	1	0	+1	+4
10/1	Arz.	0	0	0	+4
10/8	Dal.	4	1	+3	+7
10/15	at Cle.	2	1	+1	+8
10/23	at Min.	1	3	-2	+6
10/29	Cin.	1	3	-2	+4
11/12	at Jax.	4	0	+4	+8
11/19	TB	2	0	+2	+10
11/23	at Sea.	2	1	+1	+11
12/3	at Phi.	0	0	0	+11
12/10	Sea.	2	2	0	+11
12/17	at Arz.	2	0	+2	+13
12/25	Bal.	0	5	-5	+8
12/31	at Was.	2	0	+2	+10
1/7/24	LAR	1	1	0	+10

# 2023 SAN FRANCISCO 49ERS POSTSEASON TURNOVER BREAKDOWN

## TAKEAWAYS

Date	Opponent	Turnover	Starting L.O.S.	Point of Turnover	Resulting L.O.S.	Qtr.	Result (pts)
1/20/24	GB	D. Greenlaw INT (J. Love)	GB 48	SF 45	GB 48	3	Field Goal (3)
		D. Greenlaw INT (J. Love)	GB 36	SF 42	GB 40	4	End Of Game (0)
1/28/24	Det.	J. Gibbs FUMBLE (T. Gipson Sr. FF)	DET 25	DET 25	DET 24	3	Touchdown (7)
2/11/24	at KC	I. Pacheco FUMBLE (D. Lenoir FF)*	SF 9	SF 8	SF 8	2	Punt (0)
		J. Brown INT (P. Mahomes)	KC 23	KC 44	KC 44	3	Punt (0)

**Postseason Totals:** 5 takeaways resulted in 10 points

L.O.S. – Line of scrimmage

\* – Red zone play

(ST) – Special teams play

(TB) – Touchback

## GIVEAWAYS

Date	Opponent	Turnover	Starting L.O.S.	Point of Turnover	Resulting L.O.S.	Qtr.	Result (pts)
1/20/24	GB	None					
1/28/24	Det.	M. Rodriguez INT (B. Purdy)	SF 24	SF 40	SF 46	2	Touchdown (7)
2/11/24	at KC	C. McCaffrey FUMBLE (L. Chenal FF)	KC 29	KC 27	KC 27	1	Punt (0)
		D. Luter Jr. FUMBLE (ST)	KC 35	SF 19	SF 16	3	Touchdown (7)

**Postseason Totals:** 3 giveaways resulted in 14 points

L.O.S. – Line of scrimmage

\* – Red zone play

(ST) – Special teams play

(TB) – Touchback

## GAME-BY-GAME TURNOVER DIFFERENTIAL

Date	Opp	Takeaways	Giveaways	Game Total	Total
1/20/24	GB	2	0	+2	+2
1/28/24	Det.	1	1	0	+2
2/11/24	at KC	2	2	0	+2

# 2023 SAN FRANCISCO 49ERS THIRD DOWN EFFICIENCY

## 49ERS THIRD-AND ...

Date	Opp	1	2	3	4	5	6	7	8	9	10	11+	Totals
9/10	at Pit.	1/2	0/1	0/0	1/1	0/0	1/2	1/2	1/2	0/0	0/0	1/3	6/13
9/17	at LAR	1/1	0/1	0/1	0/0	0/0	0/1	1/3	0/0	0/1	0/0	0/1	2/9
9/21	NYG	2/2	1/1	0/1	1/1	1/2	1/1	0/0	1/2	0/1	0/1	2/4	9/16
10/1	Arz.	1/1	0/0	0/0	1/2	0/0	0/0	1/1	0/0	0/0	0/0	0/1	3/5
10/8	Dal.	3/3	2/4	0/0	0/0	0/0	0/0	0/1	0/0	0/0	0/0	1/3	6/11
10/15	at Cle.	1/1	2/2	0/0	0/0	0/0	0/0	0/1	0/0	0/0	0/2	0/6	3/12
10/23	at Min.	4/5	0/0	0/0	0/0	0/1	0/1	1/1	0/0	0/0	0/0	0/1	5/9
10/29	Cin.	1/2	0/0	0/0	0/0	1/1	1/2	0/1	1/1	0/0	1/1	0/1	5/9
11/12	at Jax.	0/0	1/1	0/2	0/1	0/0	1/2	0/0	1/1	1/1	0/0	0/4	4/12
11/19	TB	1/1	1/2	1/2	0/0	0/0	0/0	1/2	0/1	0/0	0/0	0/2	4/10
11/23	at Sea.	1/1	0/0	1/1	0/1	0/0	1/2	1/1	0/0	1/1	0/0	0/4	5/11
12/3	at Phi.	1/1	1/1	2/2	0/0	3/3	0/0	1/1	0/0	0/1	0/0	0/2	8/11
12/10	Sea.	1/1	1/1	0/0	0/0	0/0	1/2	1/2	0/2	0/0	0/1	2/2	6/11
12/17	at Arz.	1/1	1/1	0/0	0/0	1/1	0/0	0/1	0/0	0/0	0/1	1/2	4/7
12/25	Bal.	2/3	0/0	0/0	1/1	1/3	0/2	1/1	0/0	0/2	1/1	0/1	6/14
12/31	at Was.	1/1	0/1	1/1	0/1	0/1	0/0	0/1	0/0	2/2	0/0	0/1	4/9
1/7/24	LAR	2/2	1/2	0/0	2/2	0/1	0/0	0/0	0/1	0/0	0/1	0/1	5/10
<b>Regular Season Totals:</b>		<b>24/28</b>	<b>11/18</b>	<b>5/10</b>	<b>6/10</b>	<b>7/13</b>	<b>6/15</b>	<b>9/19</b>	<b>4/10</b>	<b>4/9</b>	<b>2/8</b>	<b>7/39</b>	<b>85/179</b>
		<b>85.7</b>	<b>61.1</b>	<b>50.0</b>	<b>60.0</b>	<b>53.8</b>	<b>40.0</b>	<b>47.4</b>	<b>40.0</b>	<b>44.4</b>	<b>25.0</b>	<b>17.9</b>	<b>47.5</b>

## POSTSEASON

Date	Opp	1	2	3	4	5	6	7	8	9	10	11+	Totals
1/20/24	GB	4/4	1/2	0/0	0/1	2/3	1/2	0/0	0/0	1/1	1/3	0/0	10/16
1/28/24	Det.	0/0	1/1	1/1	2/2	0/0	1/2	0/0	0/1	1/1	0/2	0/2	6/12
2/11/24	at KC	0/0	1/2	0/0	0/1	1/2	0/0	0/0	0/0	1/2	0/1	0/4	3/12
<b>Postseason Totals</b>		<b>4/4</b>	<b>3/5</b>	<b>1/1</b>	<b>2/4</b>	<b>3/5</b>	<b>2/4</b>	<b>0/0</b>	<b>0/1</b>	<b>3/4</b>	<b>1/6</b>	<b>0/6</b>	<b>19/40</b>
		<b>100.0</b>	<b>60.0</b>	<b>100.0</b>	<b>50.0</b>	<b>60.0</b>	<b>50.0</b>	<b>0.0</b>	<b>0.0</b>	<b>75.0</b>	<b>16.7</b>	<b>0.0</b>	<b>47.5</b>

## OPPONENTS THIRD-AND ...

Date	Opp	1	2	3	4	5	6	7	8	9	10	11+	Totals
9/10	at Pit.	2/2	2/2	0/1	0/2	0/2	0/2	0/0	0/1	0/0	0/1	1/2	5/15
9/17	at LAR	4/4	1/2	0/0	1/1	1/3	0/0	0/0	0/0	0/0	0/2	0/2	7/14
9/21	NYG	1/1	1/2	0/1	1/1	0/0	0/1	0/1	0/1	0/1	0/0	0/3	3/12
10/1	Arz.	1/1	1/3	1/1	0/0	1/2	1/2	1/1	1/2	1/1	0/1	0/1	8/15
10/8	Dal.	1/1	0/1	1/2	1/2	0/1	0/1	1/1	0/0	0/1	0/0	0/1	4/11
10/15	at Cle.	2/2	0/0	0/1	0/0	0/1	1/1	0/1	0/0	0/1	0/1	0/5	3/13
10/23	at Min.	0/0	1/2	1/2	0/1	2/2	1/1	1/1	0/0	0/0	1/2	1/2	8/13
10/29	Cin.	0/0	1/1	0/0	0/0	0/0	0/0	0/2	0/0	1/1	1/1	0/3	3/8
11/12	at Jax.	1/2	1/1	0/0	2/4	0/1	0/0	0/1	0/0	0/0	0/1	0/2	4/12
11/19	TB	1/1	2/2	2/3	0/1	0/1	0/1	0/1	0/0	0/1	1/2	1/1	7/14
11/23	at Sea.	1/2	0/0	0/0	0/1	0/0	0/0	0/1	0/1	1/2	0/2	1/2	3/11
12/3	at Phi.	0/0	0/0	1/1	0/0	1/1	1/2	1/2	0/2	1/2	1/1	2/4	8/15
12/10	Sea.	0/0	0/0	0/0	0/0	0/0	1/4	0/1	1/1	0/1	0/2	0/2	2/11
12/17	at Arz.	1/2	2/2	1/2	0/0	0/0	0/1	2/2	1/1	0/1	0/2	0/3	7/16
12/25	Bal.	1/2	0/0	0/0	1/1	1/2	0/0	0/0	0/3	0/0	0/1	1/2	4/11
12/31	at Was.	1/2	1/1	1/1	0/0	0/0	0/0	0/1	0/3	0/1	0/0	0/0	3/9
1/7/24	LAR	4/4	0/2	1/2	0/2	1/1	0/0	0/0	1/1	0/1	0/0	2/2	9/15
<b>Regular Season Totals:</b>		<b>21/26</b>	<b>13/21</b>	<b>9/17</b>	<b>6/16</b>	<b>7/17</b>	<b>5/16</b>	<b>6/16</b>	<b>4/16</b>	<b>4/14</b>	<b>4/19</b>	<b>9/37</b>	<b>88/215</b>
		<b>80.8</b>	<b>61.9</b>	<b>52.9</b>	<b>37.5</b>	<b>41.2</b>	<b>31.3</b>	<b>37.5</b>	<b>25.0</b>	<b>28.6</b>	<b>21.1</b>	<b>24.3</b>	<b>40.9</b>

## POSTSEASON

Date	Opp	1	2	3	4	5	6	7	8	9	10	11+	Totals
1/20/24	GB	3/4	1/2	1/1	0/0	0/0	1/1	1/1	0/1	0/1	0/0	0/2	7/13
1/28/24	Det.	0/1	0/0	0/0	0/1	0/0	1/2	1/1	0/0	1/2	1/2	2/3	6/12
2/11/24	at KC	2/4	2/3	0/1	1/1	0/1	1/1	1/1	0/1	1/1	1/1	0/4	9/19
<b>Postseason Totals</b>		<b>5/9</b>	<b>3/5</b>	<b>1/2</b>	<b>1/2</b>	<b>0/1</b>	<b>3/4</b>	<b>3/3</b>	<b>0/2</b>	<b>2/4</b>	<b>2/3</b>	<b>2/9</b>	<b>22/44</b>
		<b>55.6</b>	<b>60.0</b>	<b>50.0</b>	<b>50.0</b>	<b>0.0</b>	<b>75.0</b>	<b>100.0</b>	<b>0.0</b>	<b>50.0</b>	<b>66.7</b>	<b>22.2</b>	<b>50.0</b>



# 2023 SAN FRANCISCO 49ERS RED ZONE PRODUCTION

## SAN FRANCISCO 49ERS

Date	Opp	Poss	TD	PAT	2-Pt.	FG	MFG/ BFG	INT	FUM	DWNS/ Punt	HF	GM	PTS	TD%	SCORE PCT.	PTS/ POSS
9/10	at Pit.	3	2	2	0	1	0	0	0	0	0	0	17	66.7%	100.0%	5.7
9/17	at LAR	5	3	3	0	2	0	0	0	0	0	0	27	60.0%	100.0%	5.4
9/21	NYG	5	2	2	0	3	0	0	0	0	0	0	23	40.0%	100.0%	4.6
10/1	Arz.	5	5	5	0	0	0	0	0	0	0	0	35	100.0%	100.0%	7.0
10/8	Dal.	5	4	4	0	0	0	0	1	0	0	0	28	80.0%	80.0%	5.6
10/15	at Cle.	3	2	2	0	1	0	0	0	0	0	0	17	66.7%	100.0%	5.7
10/23	at Min.	2	1	1	0	0	0	0	1	0	0	0	7	50.0%	50.0%	3.5
10/29	Cin.	4	2	2	0	1	0	1	0	0	0	0	17	50.0%	75.0%	4.3
11/12	at Jax.	4	1	1	0	2	0	0	0	1	0	0	13	25.0%	75.0%	3.3
11/19	TB	4	2	2	0	2	0	0	0	0	0	0	20	50.0%	100.0%	5.0
11/23	at Sea.	4	3	3	0	1	0	0	0	0	0	0	24	75.0%	100.0%	6.0
12/3	at Phi.	4	4	4	0	0	0	0	0	0	0	0	28	100.0%	100.0%	7.0
12/10	Sea.	2	2	2	0	0	0	0	0	0	0	0	14	100.0%	100.0%	7.0
12/17	at Arz.	4	4	4	0	0	0	0	0	0	0	0	28	100.0%	100.0%	7.0
12/25	Bal.	4	2	2	0	0	0	2	0	0	0	0	14	50.0%	50.0%	3.5
12/31	at Was.	6	3	3	0	2	0	0	0	1	0	0	27	50.0%	83.3%	4.5
1/7/24	LAR	3	3	2	0	0	0	0	0	0	0	0	20	100.0%	100.0%	6.7
<b>TOTALS</b>		<b>67</b>	<b>45</b>	<b>44</b>	<b>0</b>	<b>15</b>	<b>0</b>	<b>3</b>	<b>2</b>	<b>2</b>	<b>0</b>	<b>0</b>	<b>359</b>	<b>67.2%</b>	<b>89.6%</b>	<b>5.4</b>

### POSTSEASON

Date	Opp	Poss	TD	PAT	2-Pt.	FG	MFG/ BFG	INT	FUM	DWNS/ Punt	HF	GM	PTS	TD%	SCORE PCT.	PTS/ POSS
1/20/24	GB	1	1	1	0	0	0	0	0	0	0	0	7	100.0%	100.0%	7.0
1/28/24	Det.	5	4	4	0	1	0	0	0	0	0	0	31	80.0%	100.0%	6.2
2/11/24	at KC	2	1	1	0	1	0	0	0	0	0	0	10	50.0%	100.0%	5.0
<b>TOTALS</b>		<b>8</b>	<b>6</b>	<b>6</b>	<b>0</b>	<b>2</b>	<b>0</b>	<b>0</b>	<b>0</b>	<b>0</b>	<b>0</b>	<b>0</b>	<b>48</b>	<b>75.0%</b>	<b>100.0%</b>	<b>6.0</b>

## OPPONENTS

Date	Opp	Poss	TD	PAT	2-Pt.	FG	MFG/ BFG	INT	FUM	DWNS/ Punt	HF	GM	PTS	TD%	SCORE PCT.	PTS/ POSS
9/10	at Pit.	2	1	1	0	0	0	0	0	1	0	0	7	50.0%	50.0%	3.5
9/17	at LAR	3	2	2	0	1	0	0	0	0	0	0	17	66.7%	100.0%	5.7
9/21	NYG	1	1	0	0	0	0	0	0	0	0	0	6	100.0%	100.0%	6.0
10/1	Arz.	3	2	1	0	0	0	0	0	1	0	0	13	66.7%	66.7%	4.3
10/8	Dal.	0	0	0	0	0	0	0	0	0	0	0	0	0.0%	0.0%	0.0
10/15	at Cle.	2	1	1	0	1	0	0	0	0	0	0	10	50.0%	100.0%	5.0
10/23	at Min.	2	0	0	0	2	0	0	0	0	0	0	6	0.0%	100.0%	3.0
10/29	Cin.	5	4	4	0	0	0	0	1	0	0	0	28	80.0%	80.0%	5.6
11/12	at Jax.	2	0	0	0	1	0	0	1	0	0	0	3	0.0%	50.0%	1.5
11/19	TB	4	2	2	0	0	0	1	0	1	0	0	14	50.0%	50.0%	3.5
11/23	at Sea.	1	0	0	0	1	0	0	0	0	0	0	3	0.0%	100.0%	3.0
12/3	at Phi.	4	2	1	0	2	0	0	0	0	0	0	19	50.0%	100.0%	4.8
12/10	Sea.	1	0	0	0	1	0	0	0	0	0	0	3	0.0%	100.0%	3.0
12/17	at Arz.	3	2	2	0	1	0	0	0	0	0	0	17	66.7%	100.0%	5.7
12/25	Bal.	6	3	3	0	3	0	0	0	0	0	0	30	50.0%	100.0%	5.0
12/31	at Was.	2	1	1	0	0	0	1	0	0	0	0	7	50.0%	50.0%	3.5
1/7/24	LAR	3	3	3	0	0	0	0	0	0	0	0	21	100.0%	100.0%	7.0
<b>TOTALS</b>		<b>44</b>	<b>24</b>	<b>21</b>	<b>0</b>	<b>13</b>	<b>0</b>	<b>2</b>	<b>2</b>	<b>3</b>	<b>0</b>	<b>0</b>	<b>204</b>	<b>54.5%</b>	<b>84.1%</b>	<b>4.6</b>

### POSTSEASON

Date	Opp	Poss	TD	PAT	2-Pt.	FG	MFG/ BFG	INT	FUM	DWNS/ Punt	HF	GM	PTS	TD%	SCORE PCT.	PTS/ POSS
1/20/24	GB	5	2	1	1	2	0	0	0	1	0	0	21	40.0%	80.0%	4.2
1/28/24	Det.	4	3	3	0	1	0	0	0	0	0	0	24	75.0%	100.0%	6.0
2/11/24	at KC	6	2	1	0	3	0	0	1	0	0	0	22	33.3%	83.3%	3.7
<b>TOTALS</b>		<b>15</b>	<b>7</b>	<b>5</b>	<b>1</b>	<b>6</b>	<b>0</b>	<b>0</b>	<b>1</b>	<b>1</b>	<b>0</b>	<b>0</b>	<b>67</b>	<b>46.7%</b>	<b>86.7%</b>	<b>4.5</b>

# 2023 SAN FRANCISCO 49ERS BIG PLAYS

Rushes of 10–yards or more; Pass completions of 20–yards or more; Returns of 30–yards or more

## 9/10/23 AT PITTSBURGH

### 49ERS

Run	Pass	Ret.	Description
17			Christian McCaffrey run
	23		Brock Purdy to Brandon Aiyuk
11			Christian McCaffrey run
	22		Brock Purdy to Deebo Samuel Sr.
65t			Christian McCaffrey run
11			Christian McCaffrey run
	22		Brock Purdy to Brandon Aiyuk
17			Brock Purdy run

### STEELERS

Run	Pass	Ret.	Description
		32	Anthony McFarland Jr. kickoff return
		34	Anthony McFarland Jr. kickoff return
24			Najee Harris run
	26		Kenny Pickett to Diontae Johnson
	31		Kenny Pickett to Allen Robinson II

## 9/17/23 AT LOS ANGELES RAMS

### 49ERS

Run	Pass	Ret.	Description
14t			Christian McCaffrey run
51			Christian McCaffrey run
17			Deebo Samuel Sr. run
	23		Brock Purdy to Deebo Samuel Sr.
	20		Brock Purdy to Jauan Jennings
	31		Brock Purdy to Jauan Jennings
11t			Deebo Samuel Sr. run

### RAMS

Run	Pass	Ret.	Description
	20		Matthew Stafford to Puka Nacua
11			Ben Skowronek run

## 9/21/23 VS. NEW YORK GIANTS

### GIANTS

Run	Pass	Ret.	Description
-----	------	------	-------------

### 49ERS

Run	Pass	Ret.	Description
10			Christian McCaffrey run
	24		Brock Purdy to Jauan Jennings
	30		Brock Purdy to Deebo Samuel Sr.
10			Christian McCaffrey run
12			Christian McCaffrey run
18			Elijah Mitchell run
	40		Brock Purdy to Deebo Samuel Sr.
	29		Brock Purdy to George Kittle
	27t		Brock Purdy to Deebo Samuel Sr.

## 10/1/23 VS. ARIZONA

### CARDINALS

Run	Pass	Ret.	Description
	33		Joshua Dobbs to Michael Wilson
11			James Conner run
	41		Joshua Dobbs to Marquise Brown
12			Joshua Dobbs run

### 49ERS

Run	Pass	Ret.	Description
12			Christian McCaffrey run
18t			Christian McCaffrey run
	42		Brock Purdy to Brandon Aiyuk
10			Christian McCaffrey run
	25		Brock Purdy to Brandon Aiyuk
	34		Brock Purdy to Brandon Aiyuk
10			Christian McCaffrey run
16			Christian McCaffrey run
	20		Brock Purdy to Brandon Aiyuk

# 2023 SAN FRANCISCO 49ERS BIG PLAYS

Rushes of 10+ yards or more; Pass completions of 20+ yards or more; Returns of 30+ yards or more

## 10/8/23 VS. DALLAS

### COWBOYS

Run	Pass	Ret.	Description
	20		Dak Prescott to Jake Ferguson
	26t		Dak Prescott to KaVontae Turpin
	29		Dak Prescott to CeeDee Lamb
10			Tony Pollard run
	26		Dak Prescott to Tony Pollard

### 49ERS

Run	Pass	Ret.	Description
11			Deebo Samuel Sr. run
	38t		Brock Purdy to George Kittle
	23		Brock Purdy to Brandon Aiyuk
	42		Brock Purdy to Deebo Samuel Sr.
26t			Jordan Mason run
15			Tyrion Davis-Price run

## 10/15/23 AT CLEVELAND

### 49ERS

Run	Pass	Ret.	Description
27			Christian McCaffrey run
		32	Fred Warner INT return
15			Ray-Ray McCloud III run
	33		Brock Purdy to Brandon Aiyuk
10			Jordan Mason run
	25		Brock Purdy to Brandon Aiyuk

### BROWNS

Run	Pass	Ret.	Description
20			Marquise Goodwin run
	58		P.J. Walker to Amari Cooper
16t			Kareem Hunt run
	26		P.J. Walker to Amari Cooper
13			Jerome Ford run
14			Jerome Ford run
22			Jerome Ford run

## 10/23/23 AT MINNESOTA

### 49ERS

Run	Pass	Ret.	Description
17			Brock Purdy run
	25		Brock Purdy to Brandon Aiyuk
	28		Brock Purdy to George Kittle
	35t		Brock Purdy to Christian McCaffrey
		34	Ray-Ray McCloud III kickoff return

### VIKINGS

Run	Pass	Ret.	Description
19			Alexander Mattison run
	22		Kirk Cousins to T.J. Hockenson
13			Alexander Mattison run
	20t		Kirk Cousins to Jordan Addison
13			Cam Akers run
	30		Kirk Cousins to Cam Akers
	60t		Kirk Cousins to Jordan Addison
	27		Kirk Cousins to Brandon Powell

## 10/29/23 VS. CINCINNATI

### BENGALS

Run	Pass	Ret.	Description
20			Joe Mixon run
		41	Trayveon Williams kickoff return
	22		Joe Burrow to Tyler Boyd
11			Joe Mixon run
10			Joe Burrow run
12			Joe Mixon run
20			Joe Burrow run
	33		Joe Burrow to Tee Higgins
	21		Joe Burrow to Trenton Irwin
	20		Joe Burrow to Ja'Marr Chase
10			Joe Burrow run

### 49ERS

Run	Pass	Ret.	Description
16			Brock Purdy run
	31		Brock Purdy to Brandon Aiyuk
	23		Brock Purdy to Brandon Aiyuk
10			Brock Purdy run
	34		Brock Purdy to George Kittle
16			Christian McCaffrey run
	32		Brock Purdy to George Kittle
	20		Brock Purdy to George Kittle
12			Brock Purdy run
	25		Brock Purdy to Brandon Aiyuk
	28		Brock Purdy to Christian McCaffrey
	41		Brock Purdy to Ray-Ray McCloud III



# 2023 SAN FRANCISCO 49ERS BIG PLAYS

Rushes of 10–yards or more; Pass completions of 20–yards or more; Returns of 30–yards or more

## 11/12/23 AT JACKSONVILLE

### 49ERS

Run	Pass	Ret.	Description
	29		Brock Purdy to George Kittle
	21		Brock Purdy to Brandon Aiyuk
12			Christian McCaffrey run
	66t		Brock Purdy to George Kittle
	21		Brock Purdy to Brandon Aiyuk
	21		Brock Purdy to George Kittle
14			Christian McCaffrey run
23t			Deebo Samuel Sr. run
15			Christian McCaffrey run
	22t		Brock Purdy to Kyle Juszczyk
	20		Brock Purdy to Ronnie Bell
19			Christian McCaffrey run

### JAGUARS

Run	Pass	Ret.	Description
16			Travis Etienne Jr. run
	26		Trevor Lawrence to Christian Kirk
	39		Trevor Lawrence to Christian Kirk

## 11/19/23 VS. TAMPA BAY

### BUCCANEERS

Run	Pass	Ret.	Description
	27		Baker Mayfield to Cade Otton
17			Deven Thompson run
	41		Baker Mayfield to Rakim Jarrett
		51	Deven Thompson punt return

### 49ERS

Run	Pass	Ret.	Description
	24		Brock Purdy to George Kittle
13			Elijah Mitchell run
	37		Brock Purdy to Brandon Aiyuk
	21		Brock Purdy to George Kittle
	76t		Brock Purdy to Brandon Aiyuk
12			Christian McCaffrey run
	40		Brock Purdy to Deebo Samuel Sr.
12			Christian McCaffrey run
13			Brock Purdy run

## 11/23/23 AT SEATTLE

### 49ERS

Run	Pass	Ret.	Description
27			Christian McCaffrey run
	22		Brock Purdy to Deebo Samuel Sr.
	24		Brock Purdy to Deebo Samuel Sr.
16			Christian McCaffrey run
	22		Brock Purdy to Brandon Aiyuk
15			Deebo Samuel Sr. run
12			Christian McCaffrey run
	28t		Brock Purdy to Brandon Aiyuk
13			Elijah Mitchell run
	23		Brock Purdy to Ray–Ray McCloud III

### SEAHAWKS

Run	Pass	Ret.	Description
		66	Dee Eskridge kickoff return
10			Dee Eskridge run
	21		Geno Smith to Will Dissly
	34		Geno Smith to Jaxon Smith–Njigba
11			Geno Smith run
10			Zach Charbonnet run
		30	Dee Eskridge kickoff return

## 12/3/23 AT PHILADELPHIA

### 49ERS

Run	Pass	Ret.	Description
		32	Deebo Samuel Sr. kickoff return
11			Christian McCaffrey run
	32		Brock Purdy to George Kittle
	25		Brock Purdy to George Kittle
14			Deebo Samuel Sr. run
	33		Brock Purdy to Christian McCaffrey
12t			Deebo Samuel Sr. run
16			Christian McCaffrey run
	48t		Brock Purdy to Deebo Samuel Sr.
15			Christian McCaffrey run
11			Elijah Mitchell run
	46t		Brock Purdy to Deebo Samuel Sr.

### EAGLES

Run	Pass	Ret.	Description
	38		Jalen Hurts to A.J. Brown
	21		Jalen Hurts to DeVonta Smith
	27		Jalen Hurts to Boston Scott

# 2023 SAN FRANCISCO 49ERS BIG PLAYS

Rushes of 10–yards or more; Pass completions of 20–yards or more; Returns of 30–yards or more

## 12/10/23 VS. SEATTLE

### SEAHAWKS

Run	Pass	Ret.	Description
	21		Drew Lock to DK Metcalf
	31t		Drew Lock to DK Metcalf
23			Zach Charbonnet run
23			Zach Charbonnet run
	20		Drew Lock to Tyler Lockett
		32	DeeJay Dallas kickoff return
	27		Drew Lock to Kenneth Walker III
	26		Drew Lock to Noah Fant
	25t		Drew Lock to Colby Parkinson
	24		Drew Lock to Tyler Lockett
12			Kenneth Walker III run

### 49ERS

Run	Pass	Ret.	Description
72			Christian McCaffrey run
	25		Brock Purdy to Brandon Aiyuk
20			Christian McCaffrey run
	54t		Brock Purdy to Deebo Samuel Sr.
	25		Brock Purdy to Deebo Samuel Sr.
23			Christian McCaffrey run
	45		Brock Purdy to Brandon Aiyuk
12			Christian McCaffrey run
	30		Brock Purdy to Deebo Samuel Sr.
	44t		Brock Purdy to George Kittle
	30		Brock Purdy to Brandon Aiyuk
	27		Brock Purdy to George Kittle

## 12/17/23 AT ARIZONA

### 49ERS

Run	Pass	Ret.	Description
13			Christian McCaffrey run
26			Christian McCaffrey run
		66t	Charvarius Ward INT return
	22		Brock Purdy to Jauan Jennings
	35		Brock Purdy to George Kittle
	41t		Brock Purdy to Christian McCaffrey
	22		Brock Purdy to Brandon Aiyuk
18			Christian McCaffrey run
11			Christian McCaffrey run
13			Christian McCaffrey run
12			Christian McCaffrey run
11			Deebo Samuel Sr. run
17			Jordan Mason run

### CARDINALS

Run	Pass	Ret.	Description
	38		Kyler Murray to Trey McBride
12			Kyler Murray run
	26		Kyler Murray to Geoff Swaim
19			Michael Carter run
15			Kyler Murray run
44			James Conner run
49t			Emari Demercado run
15			Kyler Murray run

## 12/25/23 VS. BALTIMORE

### RAVENS

Run	Pass	Ret.	Description
30			Lamar Jackson run
	39		Lamar Jackson to Gus Edwards
	34		Lamar Jackson to Isaiah Likely
	23		Lamar Jackson to Justice Hill
13			Gus Edwards run

### 49ERS

Run	Pass	Ret.	Description
	58		Brock Purdy to George Kittle
14			Christian McCaffrey run
	20		Brock Purdy to George Kittle
		34	Deebo Samuel Sr. kickoff return
39			Christian McCaffrey run
	20		Brock Purdy to Deebo Samuel Sr.
15			Christian McCaffrey run
	22		Brock Purdy to Brandon Aiyuk
	33		Brock Purdy to Brandon Aiyuk
	24		Sam Darnold to Brandon Aiyuk

## 12/31/23 AT WASHINGTON

### 49ERS

Run	Pass	Ret.	Description
13			Christian McCaffrey run
10			Deebo Samuel Sr. run
10			Christian McCaffrey run
	22		Brock Purdy to Brandon Aiyuk
13			Christian McCaffrey run
11			Elijah Mitchell run
15			Elijah Mitchell run
	38		Brock Purdy to Brandon Aiyuk
17			Deebo Samuel Sr. run

### COMMANDERS

Run	Pass	Ret.	Description
12			Brian Robinson Jr. run
	22		Sam Howell to Brian Robinson Jr.
	42		Sam Howell to Terry McLaurin
	25		Sam Howell to Curtis Samuel
16			Antonio Gibson run

# 2023 SAN FRANCISCO 49ERS BIG PLAYS

Rushes of 10–yards or more; Pass completions of 20–yards or more; Returns of 30–yards or more

## 1/7/24 VS. LOS ANGELES RAMS

### RAMS

Run	Pass	Ret.	Description
10			Ronnie Rivers run
	29		Carson Wentz to Brycen Hopkins
12t			Carson Wentz run

### 49ERS

Run	Pass	Ret.	Description
	20		Sam Darnold to Charlie Woerner
11			Deebo Samuel Sr. run
16			Jordan Mason run
14			Elijah Mitchell run
	48		Sam Darnold to Chris Conley

## 1/20/24 VS. GREEN BAY - NFC-D

### PACKERS

Run	Pass	Ret.	Description
10			Aaron Jones run
	38		Jordan Love to Romeo Doubs
	27		Jordan Love to Jayden Reed
	22		Jordan Love to Romeo Doubs
		73	Keisean Nixon kickoff return
53			Aaron Jones run

### 49ERS

Run	Pass	Ret.	Description
	32t		Brock Purdy to George Kittle
	32		Brock Purdy to George Kittle
39t			Christian McCaffrey run
10			Christian McCaffrey run
	21		Brock Purdy to Jauan Jennings

## 1/28/24 VS. DETROIT - NFC-C

### LIONS

Run	Pass	Ret.	Description
15			David Montgomery run
42t			Jameson Williams run
10			Jahmyr Gibbs run
14			David Montgomery run
15t			Jahmyr Gibbs run
13			Jahmyr Gibbs run
	23		Jared Goff to Amon–Ra St. Brown
	22		Jared Goff to Jameson Williams
16			David Montgomery run
	25		Jared Goff to Josh Reynolds

### 49ERS

Run	Pass	Ret.	Description
	23		Brock Purdy to Kyle Juszczyk
	28		Brock Purdy to Christian McCaffrey
	26		Brock Purdy to Deebo Samuel Sr.
	51		Brock Purdy to Brandon Aiyuk
21			Brock Purdy run
	28		Brock Purdy to George Kittle
10			Brock Purdy run
21			Brock Purdy run
25			Christian McCaffrey run

## 2/11/24 AT KANSAS CITY - SB LVIII

### 49ERS

Run	Pass	Ret.	Description
11			Christian McCaffrey run
	21t		Jauan Jennings to Christian McCaffrey
	20		Brock Purdy to Brandon Aiyuk
	23		Brock Purdy to Jauan Jennings
	24		Brock Purdy to Christian McCaffrey

### CHIEFS

Run	Pass	Ret.	Description
10			Isiah Pacheco run
	52		Patrick Mahomes to Mecole Hardman
	21		Patrick Mahomes to Justin Watson
22			Patrick Mahomes run
	25		Patrick Mahomes to Justin Watson
	22		Patrick Mahomes to Travis Kelce
19			Patrick Mahomes run



# THE LAST TIME ...

## TEAM TOTALS

### Won in Overtime

By 49ers:	1/1/23	49ers win at Las Vegas, 37–34
By Opponent:	11/11/19 2/11/24	Seahawks win vs. Seattle, 27–24 Chiefs win at Kansas City, 25–22 – SB LVIII

### Won by Scoring in the Last Two Minutes of Regulation

By 49ers:	11/29/20 1/20/24	49ers win at Los Angeles Rams, 23–20 (last score at 0:00) 49ers win vs. Green Bay, 24–21 (last score at 1:07) – NFC–D
By Opponent:	10/15/23 1/30/22	Browns win at Cleveland, 19–17 (last score at 1:16) Rams win at Los Angeles, 20–17 (last score at 1:46) – NFC–C

### Tied Game by Scoring in the Last Two Minutes of Regulation

By 49ers:	1/9/22	49ers win at Los Angeles Rams, 27–24 (OT) (tied game at 0:26)
By Opponent:	1/1/23 2/11/24	Raiders loss at Las Vegas, 34–37 (OT) (tied game at 1:11) Chiefs win at Kansas City, 25–22 (OT) (tied game at 0:03) – SB LVIII

### Shutout

By 49ers:	11/27/22 12/29/96	49ers win vs. New Orleans, 13–0 49ers win vs. Philadelphia, 14–0 – NFC–WC
By Opponent:	11/21/10	Buccaneers win vs. Tampa Bay, 21–0

### Won by 20-or-More Points

By 49ers:	12/3/23 1/29/95	49ers win at Philadelphia, 42–19 49ers win at San Diego, 49–26 – SB XXIX
By Opponent:	10/23/22 1/29/23	Chiefs win vs. Kansas City, 44–23 Eagles win at Philadelphia, 31–7 – NFC–C

### Won After Trailing by 20-or-More Points

By 49ers:	10/2/11 1/5/03	49ers win at Philadelphia, 24–23 (Eagles ahead 23–3 in 3rd Q) 49ers win vs. New York, 39–38 (Giants ahead 38–14 in 3rd Q) – NFC–WC
By Opponent:	12/20/14	Chargers win vs. San Diego, 38–35 (OT) (49ers ahead 28–7 in 2nd Q)

### Held a 28-or-More Point Lead

By 49ers:	11/12/23 1/29/95	49ers win at Jacksonville, 34–3 (49ers ahead 34–3 in 4th Q) 49ers win vs. San Diego, 49–26 (49ers ahead 49–18 in 4th Q) – SB XXIX
By Opponent:	11/5/20 1/4/87	Packers win vs. Green Bay, 34–17 (Packers ahead 34–3 in 4th Q) Giants win at New York, 49–3 (Giants ahead 49–3 in 4th Q) – NFC–D

### Held a 21-or-More Point Lead

By 49ers:	12/17/23 1/14/23	49ers win at Arizona, 45–29 (49ers ahead 45–22 in 4th Q) 49ers win vs. Seattle, 41–23 (49ers ahead 41–17 in 4th Q) – NFC–WC
By Opponent:	10/23/22 2/3/13	Ravens win vs. Baltimore, 33–19 (Ravens ahead 33–12 in 3rd Q) Ravens win vs. Baltimore, 34–31 (Ravens ahead 28–6 in 3rd Q) – SB XLVII

### Scored 20-or-More Points in a Quarter

By 49ers:	1/8/23 1/19/20	49ers win vs. Arizona, 38–13 (49ers ahead 38–13 in 4th Q) 49ers win vs. Green Bay, 37–20 (20 points, 2nd Q) – NFC–C
By Opponent:	1/3/21 2/2/20	Seahawks win vs. Seattle, 26–23 (20 points, 4th Q) Chiefs win at Kansas City, 31–20 (21 points, 4th Q) – SB LIV

### Scored 20-or-More Points in a Half

By 49ers:	1/7/24 1/28/24	49ers loss vs. Los Angeles Rams, 20–21 (20 points, 1st half) 49ers win vs. Detroit, 34–31 (27 points, 2nd half) – NFC–C
By Opponent:	10/23/22 1/28/24	Chiefs win vs. Kansas City, 44–23 (30 points, 2nd half) Lions loss vs. Detroit, 31–34 (24 points, 1st half) – NFC–C

### Held Opponent without a Touchdown

By 49ers:	11/12/23 12/29/96	49ers win at Jacksonville, 34–3 49ers win vs. Philadelphia, 14–0 – NFC–WC
By Opponent:	10/20/19 1/12/03	Redskins loss at Washington, 0–9 (3 FGs) Buccaneers win at Tampa Bay, 31–6 (2 FGs) – NFC–D

### Touchdowns Scored by Offense and Defense

By 49ers:	12/17/23 1/3/98	49ers win at Arizona, 45–29 (5 offense, 1 defense) 49ers win vs. Minnesota, 38–22 (4 offense, 1 defense) – NFC–D
By Opponent:	10/16/22 1/13/12	Falcons win at Atlanta, 28–14 (3 offense, 1 defense) Packers loss vs. Green Bay, 31–45 (3 offense, 1 defense) – NFC–D

# THE LAST TIME ...

## TEAM TOTALS

### Touchdowns Scored by Offense, Defense and Special Teams

By 49ers:	10/4/09	49ers win vs. St. Louis, 35–0 (2 offense, 2 defense, 1 special teams)
By Opponent:	9/23/07	Steelers win at Pittsburgh, 37–16 (2 offense, 1 defense, 1 special teams)

### Safety Scored

By 49ers:	12/25/23	Penalty on Lamar Jackson enforced in the end zone vs. Baltimore
	2/3/13	<i>Sam Koch ran out of bounds in end zone, forced by Chris Culliver vs. Baltimore – SB XLVII</i>
By Opponent:	10/23/22	Frank Clark sacked Jimmy Garoppolo in the end zone vs. Kansas City

### Successful Two Point Conversion

By 49ers:	10/31/21	Jimmy Garoppolo pass to Brandon Aiyuk at Chicago
	1/14/23	<i>Brock Purdy pass to George Kittle vs. Seattle – NFC–WC</i>
By Opponent:	1/7/24	Carson Wentz pass to Tutu Atwell vs. Los Angeles Rams
	1/20/24	<i>Jordan Love pass to Aaron Jones vs. Green Bay – NFC–D</i>

### Failed Two Point Conversion Attempt

By 49ers:	10/24/21	Pass failed from Jimmy Garoppolo to Brandon Aiyuk vs. Indianapolis
	2/3/13	<i>Pass failed from Colin Kaepernick to Randy Moss vs. Baltimore – SB XLVII</i>
By Opponent:	12/17/23	Pass failed from Kyler Murray to James Conner at Arizona
	1/14/23	<i>Pass failed from Geno Smith to DK Metcalf vs. Seattle – NFC–WC</i>

### 500-or–More Total Net Yards of Offense

## OFFENSIVE TOTALS

By 49ers:	12/10/23	49ers win vs. Seattle, 28–16 (527; 173 rushing, 354 passing)
	1/14/23	<i>49ers win vs. Seattle, 41–23 (505; 181 rushing, 324 passing) – NFC–WC</i>
By Opponent:	1/1/23	Raiders loss at Las Vegas, 34–37 (OT) (500; 135 rushing, 365 passing)

### 400-or–More Total Net Yards of Offense

By 49ers:	12/31/23	49ers win at Washington, 27–10 (408; 184 rushing, 224 passing)
	1/28/24	<i>49ers win vs. Detroit, 34–31 (413; 155 rushing, 258 passing) – NFC–C</i>
By Opponent:	12/17/23	Cardinals loss at Arizona, 29–45 (436; 234 rushing, 202 passing)
	2/11/24	<i>Chiefs win at Kansas City, 25–22 (OT) (455; 130 rushing, 325 passing) – SB LVIII</i>

### 300-or–More Net Yards Rushing by Team

By 49ers:	12/20/14	49ers loss vs. Chargers, 35–38 (OT) (355)
	1/12/13	<i>49ers win vs. Green Bay, 45–31 (323) – NFC–D</i>
By Opponent:	10/16/16	Bills win at Buffalo, 45–16 (312)

### 200-or–More Net Yards Rushing by Team

By 49ers:	12/11/22	49ers win vs. Tampa Bay, 35–7 (209)
	1/19/20	<i>49ers win vs. Green Bay, 37–20 (285) – NFC–C</i>
By Opponent:	12/17/23	Cardinals loss at Arizona, 29–45 (234)
	1/4/87	<i>Giants win at New York, 49–3 (216) – NFC–D</i>

### Individual 200–Yard Rushing Game

By 49ers:	9/20/09	Frank Gore (16–207–2 TDs) vs. Seattle
	1/19/20	<i>Raheem Mostert (29–220–4 TDs) vs. Green Bay – NFC–C</i>
By Opponent:	11/22/15	Thomas Rawls (30–209–1 TD) at Seattle

### Individual 150–Yard Rushing Game

By 49ers:	9/10/23	Christian McCaffrey (22–152–1 TD) at Pittsburgh
	1/19/20	<i>Raheem Mostert (29–220–4 TDs) vs. Green Bay – NFC–C</i>
By Opponent:	11/5/17	Adrian Peterson (37–159) vs. Arizona
	1/4/87	<i>Joe Morris (24–159–2 TDs) at New York Giants – NFC–D</i>

### Individual 100–Yard Rushing Game

By 49ers:	12/25/23	Christian McCaffrey (14–103–1 TD) vs. Baltimore
	1/14/23	<i>Christian McCaffrey (15–119) vs. Seattle – NFC–WC</i>
By Opponent:	10/31/21	Justin Fields (10–103–1 TD) at Chicago
	1/20/24	<i>Aaron Jones (18–108) vs. Green Bay – NFC–D</i>

### Two 100–Yard Rushers in the Same Game

By 49ers:	12/20/14	Frank Gore (26–158–1 TD) & Colin Kaepernick (7–151–1 TD) vs. San Diego
	1/12/13	<i>Colin Kaepernick (16–181–2 TDs) and Frank Gore (23–119–1 TD) vs. Green Bay – NFC–D</i>
By Opponent:	11/8/53	Skeets Quinlan (11–119) & Tank Younger (12–101–1 TD) at Los Angeles Rams

# THE LAST TIME ...

## OFFENSIVE TOTALS

### Consecutive 100–Yard Rushing Games

By 49ers:	12/10/23–12/25/23	Christian McCaffrey (16–145) vs. Seattle; Christian McCaffrey (18–115–1 TD) at Arizona; Christian McCaffrey (14–103–1 TD) vs. Baltimore
	1/19/14–1/19/20	Colin Kaepernick (11–130) at Seattle – NFC–C; Tevin Coleman (22–105–2 TDs) vs. Minnesota – NFC–D; Raheem Mostert (29–220–4 TDs) vs. Green Bay – NFC–C
By Opponent:	10/24/21–10/31/21	Jonathan Taylor (18–107–1 TD) vs. Indianapolis; Justin Fields (10–103–1 TD) at Chicago
	12/31/83–1/8/84	Billy Sims (20–114–2 TDs) vs. Detroit – NFC–D; John Riggins (36–123–2 TDs) at Washington – NFC–C

### Combined 200–Yard Rushing by Two Players

By 49ers:	12/26/20	201 by Jeff Wilson Jr. (22–183) and C.J. Beathard (3–18) at Arizona
	1/19/20	263 by Raheem Mostert (29–220–4 TDs) and Deebo Samuel Sr. (2–43) vs. Green Bay – NFC–C
By Opponent:	10/22/17	208 by Ezekiel Elliott (26–147–2 TDs) and Rod Smith (8–61) vs. Dallas

### Individual with 30–or–More Carries

By 49ers:	10/30/11	Frank Gore (31–134) vs. Cleveland
By Opponent:	11/5/17	Adrian Peterson (37–159) vs. Arizona
	1/8/84	John Riggins (36–123) at Washington – NFC–C

### Individual with 25–or–More Carries

By 49ers:	12/15/22	Christian McCaffrey (26–108–1 TD) at Seattle
	1/16/22	Elijah Mitchell (27–96–1 TD) at Dallas – NFC–WC
By Opponent:	11/11/19	Chris Carson (25–89–1 TD) vs. Seattle
	1/5/03	Tiki Barber (26–115) vs. New York Giants – NFC–WC

### Rushing Play of 80–or–More Yards

By 49ers:	9/20/20	80t, Raheem Mostert at New York Jets
	1/1/89	80t, Roger Craig vs. Minnesota – NFC–D
By Opponent:	12/9/07	84t, Chester Taylor vs. Minnesota

### Rushing Play of 60–or–More Yards

By 49ers:	12/10/23	72, Christian McCaffrey vs. Seattle
	1/14/23	68, Christian McCaffrey vs. Seattle – NFC–WC
By Opponent:	12/5/21	73t, Travis Homer at Seattle

### Rushing Play of 40–or–More Yards

By 49ers:	12/10/23	72, Christian McCaffrey vs. Seattle
	1/14/23	68, Christian McCaffrey vs. Seattle – NFC–WC
By Opponent:	12/17/23	49t, Emari Demercado & 44, James Conner at Arizona
	1/28/24	42t, Jameson Williams vs. Detroit – NFC–C

### Individual with Two–or–More Rushing Touchdowns

By 49ers:	11/23/23	Christian McCaffrey (19–114–2 TDs) at Seattle
	1/28/24	Christian McCaffrey (20–90–2 TDs) vs. Detroit – NFC–C
By Opponent:	11/7/21	James Conner (21–96–2 TDs) vs. Arizona
	1/29/23	Miles Sanders (11–42–2 TDs) at Philadelphia – NFC–C

### 400 Net Yards Passing by Team

By 49ers:	11/17/19	49ers win vs. Arizona, 36–26 (408)
By Opponent:	10/23/22	Chiefs win vs. Kansas City, 44–23 (417)
	1/14/12	Saints loss vs. New Orleans, 32–36 (435) – NFC–D

### 300 Net Yards Passing by Team

By 49ers:	12/25/23	49ers loss vs. Baltimore, 19–33 (308)
	1/14/23	49ers win vs. Seattle, 41–23 (324) – NFC–WC
By Opponent:	10/23/23	Vikings win at Minnesota, 22–17 (378)
	2/11/24	Chiefs win at Kansas City, 25–22 (OT) (325) – SB LVIII

### Individual with 50–or–More Pass Attempts

By 49ers:	10/7/18	C.J. Beathard (54–34–349–2 INTs–2 TDs) vs. Arizona
	1/6/96	Steve Young (65–32–328–2 INTs–0 TDs) vs. Green Bay – NFC–D
By Opponent:	9/17/23	Matthew Stafford (55–34–307–2 INTs–1 TD) at Los Angeles Rams
	1/22/12	Eli Manning (58–32–316–0 INTs–2 TDs) vs. New York Giants – NFC–C

### Individual with 40–or–More Pass Attempts

By 49ers:	10/16/22	Jimmy Garoppolo (41–29–296–2 INTs–2 TDs) at Atlanta
	1/14/12	Alex Smith (42–24–299–0 INTs–3 TDs) vs. New Orleans – NFC–D
By Opponent:	12/3/23	Jalen Hurts (45–26–298–0 INTs–1 TD) at Philadelphia
	2/11/24	Patrick Mahomes (46–34–333–1 INT–2 TDs) at Kansas City – SB LVIII



# THE LAST TIME ...

## OFFENSIVE TOTALS

### Individual with 30-or-More Pass Completions

By 49ers:	11/17/19 1/6/96	Jimmy Garoppolo (45-34-424-2 INTs-4 TDs) vs. Arizona <i>Steve Young (65-32-328-2 INTs-0 TD) vs. Green Bay - NFC-D</i>
By Opponent:	12/3/23 2/11/24	Jalen Hurts (45-26-298-0 INTs-1 TD) at Philadelphia <i>Patrick Mahomes (46-34-333-1 INT-2 TDs) at Kansas City - SB LVIII</i>

### Individual with 25-or-More Pass Completions

By 49ers:	9/21/23 1/5/03	Brock Purdy (37-25-310-0 INTs-2 TDs) vs. New York Giants <i>Jeff Garcia (44-27-331-1 INT-3 TDs) vs. New York Giants - NFC-WC</i>
By Opponent:	12/17/23 2/11/24	Kyler Murray (39-26-211-2 INTs-1 TD) at Arizona <i>Patrick Mahomes (46-34-333-1 INT-2 TDs) at Kansas City - SB LVIII</i>

### No Sacks Allowed

By 49ers:	12/17/23 1/30/22	49ers win at Arizona, 45-29 (25 attempts - Brock Purdy & 3 attempts - Sam Darnold) <i>49ers loss at Los Angeles Rams, 17-20 (30 attempts - Jimmy Garoppolo) - NFC-C</i>
By Opponent:	10/23/23 1/20/24	Vikings win at Minnesota, 22-17 (45 attempts - Kirk Cousins) <i>Packers loss vs. Green Bay, 21-24 (34 attempts - Jordan Love) - NFC-D</i>

### Individual 300-Yard Passing Game

By 49ers:	12/10/23 1/14/23	Brock Purdy (27-19-368-1 INT-2 TDs) vs. Seattle <i>Brock Purdy (30-18-332-0 INTs-3 TDs) vs. Seattle - NFC-WC</i>
By Opponent:	10/23/23 2/11/24	Kirk Cousins (45-35-378-1 INT-2 TDs) at Minnesota <i>Patrick Mahomes (46-34-333-1 INT-2 TDs) at Kansas City - SB LVIII</i>

### Consecutive 300-Yard Passing Games

By 49ers:	12/3/23-12/10/23	Brock Purdy (27-19-314-0 INTs-4 TDs) at Philadelphia; Brock Purdy (27-19-368-1 INT-2 TDs) vs. Seattle
By Opponent:	9/16/18-9/23/18 1/14/12-1/22/12	Matthew Stafford (53-34-347-0 INTs-3 TDs) vs. Detroit; Patrick Mahomes (38-24-314-0 INTs-3 TDs) at Kansas City <i>Drew Brees (63-40-462-2 INTs-4 TDs) vs. New Orleans - NFC-D; Eli Manning (58-32-316-0 INTs-2 TDs) vs. New York Giants - NFC-C</i>

### Individual with Four-or-More Touchdown Passes

By 49ers:	12/17/23 1/29/95	Brock Purdy (25-16-242-0 INTs-4 TDs) at Arizona <i>Steve Young (36-24-325-0 INTs-6 TDs) at San Diego - SB XXIX</i>
By Opponent:	12/7/20 1/14/12	Josh Allen (40-32-375-0 INTs-4 TDs) vs. Buffalo <i>Drew Brees (63-40-462-2 INTs-4 TDs) vs. New Orleans - NFC-D</i>

### Individual with Three-or-More Touchdown Passes

By 49ers:	12/17/23 1/14/23	Brock Purdy (25-16-242-0 INTs-4 TDs) at Arizona <i>Brock Purdy (30-18-332-0 INTs-3 TDs) vs. Seattle - NFC-WC</i>
By Opponent:	10/29/23 2/3/13	Joe Burrow (32-28-283-0 INTs-3 TDs) vs. Cincinnati <i>Joe Flacco (33-22-287-0 INTs-3 TDs) vs. Baltimore - SB XLVII</i>

### Individual with 10-or-More Receptions

By 49ers:	12/12/21 1/6/96	George Kittle (13-151-1 TD) at Cincinnati <i>Jerry Rice (11-117) vs. Green Bay - NFC-D</i>
By Opponent:	10/29/23 1/22/23	Ja'Marr Chase (10-100-1 TD) vs. Cincinnati <i>CeeDee Lamb (10-117) vs. Dallas - NFC-D</i>

### Individual with 150-Yard Receiving Game

By 49ers:	11/19/23 1/14/12	Brandon Aiyuk (5-156-1 TD) vs. Tampa Bay <i>Vernon Davis (7-180-2 TDs) vs. New Orleans - NFC-D</i>
By Opponent:	1/1/23 1/20/13	Davante Adams (7-153-2 TDs) at Las Vegas <i>Julio Jones (11-182-2 TDs) at Atlanta - NFC-C</i>

### Individual with 100-Yard Receiving Game

By 49ers:	12/31/23 1/14/23	Brandon Aiyuk (7-114-1 TD) at Washington <i>Deebo Samuel Sr. Sr. (6-133-1 TD) vs. Seattle - NFC-WC</i>
By Opponent:	12/17/23 1/22/23	Trey McBride (10-102) at Arizona <i>CeeDee Lamb (10-117) vs. Dallas - NFC-D</i>

### Two 100-Yard Receivers in the Same Game

By 49ers:	12/25/23 2/3/13	Brandon Aiyuk (6-113) & George Kittle (7-126) vs. Baltimore <i>Michael Crabtree (5-109-1 TD) &amp; Vernon Davis (6-104) vs. Baltimore - SB XLVII</i>
By Opponent:	10/23/22 1/30/22	JuJu Smith-Schuster (7-124-1 TD) & Marquez Valdes-Scantling (3-111) vs. Kansas City <i>Cooper Kupp (11-142-2 TDs) &amp; Odell Beckham Jr. (9-113) at Los Angeles Rams - NFC-C</i>

# THE LAST TIME ...

## OFFENSIVE TOTALS

### Consecutive 100-Yard Receiving Games

By 49ers:	12/25/23–12/31/23 1/14/12–1/12/14	Brandon Aiyuk (6–113) & George Kittle (7–126) vs. Baltimore; Brandon Aiyuk (7–114–1 TD) at Washington Vernon Davis (7–180–2 TDs) vs. New Orleans – NFC–D; Vernon Davis (3–112–2 TDs) vs. New York Giants – NFC–C; Michael Crabtree (9–119–2 TDs) vs. Green Bay – NFC–D; Vernon Davis (5–106– 1 TD) at Atlanta – NFC–C; Michael Crabtree (5–109–1 TD) & Vernon Davis (6–104) vs. Baltimore – SB XLVII; Michael Crabtree (8–125) at Green Bay – NFC–WC; Anquan Boldin (8–136) at Carolina – NFC–D
By Opponent:	10/15/23–11/12/23 1/22/22–1/22/23	Amari Cooper (4–108) at Cleveland; Jordan Addison (7–123–2 TDs) at Minnesota; Ja'Marr Chase (10–100–1 TD) vs. Cincinnati; Christian Kirk (6–104) at Jacksonville Aaron Jones (9–129) at Green Bay – NFC–D; Cooper Kupp (11–142–2 TDs) & Odell Beckham Jr. (9–113) at Los Angeles Rams – NFC–C; DK Metcalf (10–136–2 TDs) vs. Seattle – NFC–WC; CeeDee Lamb (10–117) vs. Dallas – NFC–D

### Pass Play of 80-or-More Yards

By 49ers:	10/31/21	83, Jimmy Garoppolo to Deebo Samuel Sr. Sr. at Chicago
By Opponent:	9/19/21	91, Jalen Hurts to Quez Watkins at Philadelphia

### Pass Play of 60-or-More Yards

By 49ers:	11/19/23 1/14/23	76t, Brock Purdy to Brandon Aiyuk vs. Tampa Bay 74t, Brock Purdy to Deebo Samuel Sr. Sr. vs. Seattle – NFC–WC
By Opponent:	10/23/23 1/22/22	60t, Kirk Cousins to Jordan Addison at Minnesota 75, Aaron Rodgers to Aaron Jones at Green Bay – NFC–D

### Pass Play of 40-or-More Yards

By 49ers:	1/7/24 1/28/24	48, Sam Darnold to Chris Conley vs. Los Angeles Rams 51, Brock Purdy to Brandon Aiyuk vs. Detroit – NFC–C
By Opponent:	12/31/23 2/11/24	42, Sam Howell to Terry McLaurin at Washington 52, Patrick Mahomes to Mecole Hardman at Kansas City – SB LVIII

### Individual with Three-or-More Touchdown Receptions

By 49ers:	10/8/23 1/29/95	George Kittle (3–67–3 TDs) vs. Dallas Jerry Rice (10–149–3 TDs) at San Diego – SB XXIX
By Opponent:	9/14/14 1/5/03	Brandon Marshall (5–48–3 TDs) vs. Chicago Amani Toomer (8–136–3 TDs) vs. New York Giants – NFC–WC

### Individual with Two-or-More Touchdown Receptions

By 49ers:	12/17/23 1/12/13	Christian McCaffrey (5–72–2 TDs) & Deebo Samuel Sr. Sr. (4–48–2 TDs) at Arizona Michael Crabtree (9–119–2 TDs) vs. Green Bay – NFC–D
By Opponent:	10/23/23 1/14/23	Jordan Addison (7–123–2 TDs) at Minnesota DK Metcalf (10–136–2 TDs) vs. Seattle – NFC–WC

### Led Team in Both Rushing and Receiving Yards in the Same Game

By 49ers:	12/17/22 2/11/24	Christian McCaffrey (18–115–1 TD rushing, 5–72–1 TD receiving) at Arizona Christian McCaffrey (22–80 rushing, 8–80–1 TD receiving) at Kansas City – SB LVIII
By Opponent:	10/22/17 1/22/22	Ezekiel Elliott (26–147–2 TDs rushing, 1–72–1 TD receiving) vs. Dallas Aaron Jones (12–41 rushing, 9–129 receiving) at Green Bay – NFC–D

### 100-Yard Rusher & Receiver in the Same Game

By 49ers:	12/25/23 1/14/23	Christian McCaffrey (14–103) & Brandon Aiyuk (6–113) & George Kittle (7–126) vs. Baltimore Christian McCaffrey (15–119) & Deebo Samuel Sr. (6–133–1 TD) vs. Seattle – NFC–WC
By Opponent:	10/24/21 2/2/20	Jonathan Taylor (18–107–1 TD) & Michael Pittman Jr. (4–105–1 TD) vs. Indianapolis Damien Williams (17–104–1 TD) & Tyreek Hill (9–105) at Kansas City – SB LIV

### 100-Yard Rusher, 100-Yard Receiver & 300-Yard Passer in the Same Game

By 49ers:	12/10/23 1/14/23	Christian McCaffrey (16–145), Deebo Samuel Sr. (7–149–1 TD), Brandon Aiyuk (6–126) & Brock Purdy (27–19–368–1 INT–2 TDs) vs. Seattle Christian McCaffrey (15–119), Deebo Samuel Sr. (6–133–1 TD) & Brock Purdy (30–18–332–0 INTs–3 TDs) vs. Seattle – NFC–WC
By Opponent:	9/18/16 1/5/03	Fozzy Whittaker (16–100), Kelvin Benjamin (7–108–2 TDs), Greg Olsen (5–122–1 TD) & Cam Newton (40–24–353–1 INT– 4 TDs) at Carolina Tiki Barber (26–115–1 TD), Amani Toomer (8–136–3 TDs) & Kerry Collins (43–29–342–1 INT–4 TDs) vs. New York Giants – NFC–WC

### Individual with at Least One Rushing and One Receiving Touchdown in the Same Game

By 49ers:	12/17/23 1/29/95	Christian McCaffrey (18–115–1 TD rushing, 5–72–1 TD receiving) at Arizona Ricky Watters (15–47–1 TD rushing, 3–61–2 TDs receiving) at San Diego – SB XXIX
By Opponent:	9/17/23 2/2/20	Kyren Williams (14–52–1 TD rushing, 6–48–1 TD receiving) at Los Angeles Rams Damien Williams (17–104–1 TD rushing, 4–29–1 TD receiving) at Kansas City – SB LIV

# THE LAST TIME ...

## OFFENSIVE TOTALS

### Individual with at Least One Rushing Touchdown and One Touchdown Pass in the Same Game

By 49ers:	1/7/24 1/14/23	Sam Darnold (26–16–189–0 INTs–1 TD passing, 7–19–1 TD rushing) vs. Los Angeles Rams <i>Brock Purdy (30–18–332–0 INTs–3 TDs passing, 4–16–1 TD rushing) vs. Seattle – NFC–WC</i>
By Opponent:	1/7/24 2/2/20	Carson Wentz (24–17–163 –1 INT–2 TDs passing, 17–56–1 TD rushing) vs. Los Angeles Rams <i>Patrick Mahomes (42–26–286–2 INTs–2 TDs passing, 9–29–1 TD rushing) at Kansas City – SB LIV</i>

### No Turnovers

By 49ers:	12/31/23 1/20/24	49ers win at Washington, 27–10 <i>49ers win vs. Green Bay, 24–21 – NFC–D</i>
By Opponent:	12/25/23 1/29/23	Ravens win vs. Baltimore, 33–19 <i>Eagles win at Philadelphia, 31–7 – NFC–C</i>

### Touchdown Scored on First Drive

By 49ers:	1/7/24 1/16/22	49ers loss vs. Los Angeles Rams, 20–21 <i>49ers win at Dallas, 23–17 – NFC–WC</i>
By Opponent:	1/7/24 1/28/24	Rams win vs. Los Angeles Rams, 21–20 <i>Lions loss vs. Detroit, 31–34 – NFC–C</i>

## DEFENSIVE TOTALS

### Held Opponent Under 200 Net Yards of Total Offense

By 49ers:	10/8/23 1/11/20	49ers win vs. Dallas, 42–10 (197; 57 rushing, 140 passing) <i>49ers win vs. Minnesota, 27–10 (147; 21 rushing, 126 passing) – NFC–D</i>
By Opponent:	12/4/16 1/29/23	Bears win at Chicago, 26–6 (147; 141 rushing, 6 passing) <i>Eagles win at Philadelphia, 31–7 (164; 81 rushing, 83 passing) – NFC–C</i>

### Held Opponent Under 300 Net Yards of Total Offense

By 49ers:	1/7/24 1/29/23	49ers loss vs. Los Angeles Rams, 20–21 (258; 109 rushing, 149 passing) <i>49ers loss at Philadelphia, 7–31 (269; 148 rushing, 121 passing) – NFC–C</i>
By Opponent:	10/15/23 1/29/23	Browns win at Cleveland, 19–17 (215; 108 rushing, 107 passing) <i>Eagles win at Philadelphia, 31–7 (164; 81 rushing, 83 passing) – NFC–C</i>

### Held Opponent Under 50 Yards Rushing

By 49ers:	12/31/23 1/11/20	49ers win at Washington, 27–10 (62) <i>49ers win vs. Minnesota, 27–10 (21) – NFC–D</i>
By Opponent:	11/7/21 1/11/98	Cardinals win vs. Arizona, 31–17 (39) <i>Packers win vs. Green Bay, 23–10 (33) – NFC–C</i>

### Held Opponent Under 75 Yards Rushing

By 49ers:	12/31/23 1/22/22	49ers win at Washington, 27–10 (62) <i>49ers win at Green Bay, 13–10 (67) – NFC–D</i>
By Opponent:	10/23/23 1/30/22	Vikings win at Minnesota, 22–17 (65) <i>Rams win at Los Angeles, 20–17 (50) – NFC–C</i>

### Held Opponent Under 100 Yards Rushing

By 49ers:	12/31/23 1/22/23	49ers win at Washington, 27–10 (62) <i>49ers win vs. Dallas, 19–12 (76) – NFC–D</i>
By Opponent:	10/23/23 1/29/23	Vikings win at Minnesota, 22–17 (65) <i>Eagles win at Philadelphia, 31–7 (81) – NFC–C</i>

### Held Opponent Under 100 Net Yards Passing

By 49ers:	12/13/20 1/4/97	49ers loss vs. Washington, 15–23 (95) <i>49ers loss at Green Bay, 14–35 (71) – NFC–D</i>
By Opponent:	9/17/17 1/29/23	Seahawks win at Seattle, 12–9 (89) <i>Eagles win at Philadelphia, 31–7 (83) – NFC–C</i>

### Held Opponent Under 150 Net Yards Passing

By 49ers:	1/7/24 1/29/23	49ers loss vs. Los Angeles Rams, 20–21 (149) <i>49ers loss at Philadelphia, 7–31 (121) – NFC–C</i>
By Opponent:	10/15/23 1/29/23	Browns win at Cleveland, 19–17 (107) <i>Eagles win at Philadelphia, 31–7 (83) – NFC–C</i>

### Interception Return for a Touchdown

By 49ers:	12/17/23 1/3/98	Charvarius Ward, 66 (QB Kyler Murray) at Arizona <i>Ken Norton, 23 (QB Randall Cunningham) vs. Minnesota – NFC–D</i>
By Opponent:	11/23/23 1/12/13	Jordyn Brooks, 12 (QB Brock Purdy) at Seattle <i>Sam Shields, 52 (QB Colin Kaepernick) vs. Green Bay – NFC–D</i>

# THE LAST TIME ...

## DEFENSIVE TOTALS

### Individual with Three-or-More Interceptions

By 49ers: 10/8/06 Walt Harris (1–Andrew Walter, 2–Marcus Tuiasosopo) vs. Oakland  
By Opponent: 11/20/77 Bill Simpson (1–Scott Bull, 2–Jim Plunkett) vs. Los Angeles Rams

### Individual with Two-or-More Interceptions

By 49ers: 12/17/23 Charvarius Ward (2 – QB Kyler Murray) at Arizona  
1/20/24 Dre Greenlaw (2 – QB Jordan Love) vs. Green Bay – NFC–D  
By Opponent: 12/25/23 Kyle Hamilton (2 – QB Brock Purdy) vs. Baltimore  
1/9/99 William White (2 – QB Steve Young) at Atlanta – NFC–D

### Seven-or-More Sacks by Team

By 49ers: 10/3/22 49ers win vs. Los Angeles Rams, 24–9 (7)  
1/6/85 49ers win vs. Chicago, 23–0 (9) – NFC–C  
By Opponent: 10/21/18 Rams win vs. Los Angeles Rams, 39–10 (7)

### Six-or-More Sacks by Team

By 49ers: 11/23/23 49ers win at Seattle, 31–13 (6)  
1/11/20 49ers win vs. Minnesota, 27–10 (6) – NFC–D  
By Opponent: 12/21/19 Rams loss vs. Los Angeles, 31–34 (6)

### Five-or-More Sacks by Team

By 49ers: 11/23/23 49ers win at Seattle, 31–13 (6)  
1/22/22 49ers win at Green Bay, 13–10 (5) – NFC–D  
By Opponent: 10/23/22 Chiefs win vs. Kansas City, 44–23 (5)

### Individual with Three-or-More Sacks

By 49ers: 9/10/23 Drake Jackson (3.0 of QB Kenny Pickett) at Pittsburgh  
1/9/93 Pierce Holt (3.0 of QB Mark Rypien) vs. Washington – NFC–D  
By Opponent: 9/10/23 T.J. Watt (3.0 of QB Brock Purdy) at Pittsburgh  
1/17/93 Tony Casillas (3.0 of QB Steve Young) vs. Dallas – NFC–C

### Individual with Two-or-More Sacks

By 49ers: 12/3/23 Javon Kinlaw (2.0 of QB Jalen Hurts) at Philadelphia  
1/28/24 Nick Bosa (2.0 of QB Jared Goff) vs. Detroit – NFC–C  
By Opponent: 12/25/23 Brent Urban (2.0 of QB Sam Darnold) vs. Baltimore  
1/29/23 Haason Reddick (1.0 of QB Brock Purdy & 1.0 of QB Josh Johnson) at Philadelphia – NFC–C

### Fumble Recovered for Touchdown

By 49ers: 12/4/22 Dre Greenlaw recovered a Tua Tagovailoa fumble and returned it 23 yards vs. Miami  
12/26/71 Bob Hoskins recovered a Bruce Gossett fumble in end zone vs. Washington – NFC–D  
By Opponent: 10/16/22 Jaylinn Hawkins recovered an A.J. Terrell fumble in end zone at Atlanta  
1/4/97 Antonio Freeman recovered an Edgar Bennet fumble in end zone at Green Bay – NFC–D

### Kickoff Return for a Touchdown

## SPECIAL TEAMS TOTALS

By 49ers: 12/16/18 Richie James, 97 yards vs. Seattle  
1/11/98 Chuck Levy, 95 yards vs. Green Bay – NFC–C  
By Opponent: 11/28/21 Kene Nwangwu, 99 yards vs. Minnesota  
2/3/13 Jacoby Jones, 108 yards vs. Baltimore – SB XLVII

### Kickoff Return for a Touchdown on the Opening Kickoff

By 49ers: 11/10/08 Allen Rossum, 104 yards at Arizona  
12/23/72 Vic Washington, 97 yards vs. Dallas – NFC–D  
By Opponent: (could not find an instance when it occurred)

### Punt Return for a Touchdown

By 49ers: 9/11/11 Ted Ginn Jr., 55 yards vs. Seattle  
By Opponent: 12/3/17 Tarik Cohen, 61 yards at Chicago  
1/4/97 Desmond Howard, 71 yards at Green Bay – NFC–D



# THE LAST TIME ...

## SPECIAL TEAMS TOTALS

### Blocked Punt Recovered for Touchdown

By 49ers: 10/3/10 Taylor Mays recovered Michael Koenen's punt (blocked by Dominique Zeigler) in the end zone at Atlanta  
1/22/22 *Talanoa Hufanga recovered Corey Bojorquez's punt (blocked by Jordan Willis) and returned it 6 yds. at Green Bay – NFC–D*  
By Opponent: 9/28/14 Brad Smith recovered Andy Lee's punt (blocked by Trey Burton) in the end zone vs. Philadelphia

### Blocked Punt

By 49ers: 9/14/14 Aaron Lynch blocked Patrick O'Donnell's punt vs. Chicago  
1/22/22 *Jordan Willis blocked Corey Bojorquez's punt at Green Bay – NFC–D*  
By Opponent: 9/13/20 Ezekiel Turner blocked Mitch Wishnowsky's punt vs. Arizona  
12/16/71 *Jon Jaqua blocked Steve Spurrier's punt vs. Washington – NFC–D*

### Blocked PAT

By 49ers: 10/18/20 Dion Jordan blocked a PAT attempt by Samuel Sloman vs. Los Angeles Rams  
1/22/23 *Samson Ebukam blocked a PAT attempt by Brett Maher vs. Dallas – NFC–D*  
By Opponent: 12/24/17 Jalen Myrick blocked a PAT attempt by Robbie Gould vs. Jacksonville  
2/11/24 *Leo Chenal blocked a PAT attempt by Jake Moody at Kansas City – SB LVIII*

### Missed (not blocked) PAT

By 49ers: 1/7/24 Jake Moody vs. Los Angeles Rams  
By Opponent: 1/7/24 Brett Maher vs. Los Angeles Rams

### Blocked Field Goal

By 49ers: 9/19/21 Javon Kinlaw blocked a 47-yard attempt by Jake Elliott at Philadelphia  
1/22/22 *Jimmie Ward blocked a 39-yard attempt by Mason Crosby at Green Bay – NFC–D*  
By Opponent: 10/9/22 Yetur Gross-Matos blocked a 43-yard attempt by Robbie Gould at Carolina  
1/20/24 *Colby Wooden blocked a 48-yard attempt by Jake Moody vs. Green Bay – NFC–D*

### Blocked Field Goal returned for a TD

By 49ers: 9/27/09 Nate Clements, 59-yard return after Ray McDonald blocked a 44-yard attempt by Ryan Longwell at Minnesota  
By Opponent: 9/18/22 Michael Jackson, 86-yard return after Tariq Woolen blocked a 20-yard attempt by Robbie Gould vs. Seattle

### Individual with Five–or–More Field Goals

By 49ers: 12/17/17 Robbie Gould (6–6) vs. Tennessee  
By Opponent: 10/15/23 Dustin Hopkins (4–5) at Cleveland  
1/20/91 *Matt Bahr (5–6) vs. New York Giants – NFC–C*

### Individual with Four–or–More Field Goals

By 49ers: 12/4/22 Robbie Gould (4–4) vs. Miami  
1/22/23 *Robbie Gould (4–4) vs. Dallas – NFC–D*  
By Opponent: 12/25/23 Justin Tucker (4–4) vs. Baltimore  
2/11/24 *Harrison Butker (4–4) at Kansas City – SB LVIII*

### Individual with Three–or–More Field Goals

By 49ers: 9/21/23 Jake Moody (3–3) vs. New York Giants  
2/11/24 *Jake Moody (3–3) at Kansas City – SB LVIII*  
By Opponent: 12/25/23 Justin Tucker (4–4) vs. Baltimore  
2/11/24 *Harrison Butker (4–4) at Kansas City – SB LVIII*

### Successful Onsides Kick

By 49ers: 9/21/17 Robbie Gould kick recovered by Raheem Mostert vs. Los Angeles Rams (4th Q)  
By Opponent: 9/12/21 Austin Seibert kick recovered by Godwin Igwebuike at Detroit (4th Q)

### Failed Onsides Kick Attempt

By 49ers: 10/3/21 Mitch Wishnowsky kick recovered by Freddie Swain vs. Seattle (4th Q)  
By Opponent: 12/17/23 Matt Prater kick recovered by Brandon Aiyuk at Arizona (4th Q)  
1/28/24 *Michael Badgley kick recovered by George Kittle vs. Detroit (4th Q) – NFC–C*

# National Football League Game Summary

NFL Copyright © 2024 by The National Football League. All rights reserved. This summary and play-by-play is for the express purpose of assisting media in their coverage of the game; any other use of this material is prohibited without the written permission of the National Football League.

Date: Saturday, 8/10/2024

**San Francisco 49ers at Tennessee Titans**

Start Time: 6:06 PM CDT

at Nissan Stadium, Nashville, TN

## Game Day Weather

Game Weather: Sunny  
Open Stadium on Field Turf

Temp: 77° F (25.0° C) Humidity: 43%, Wind: N 7 mph  
Outdoor Weather: Sunny

## Officials

Referee: Allen, Brad (122)  
Line Judge: Flowers, Walter (32)  
Back Judge: Walton, Tyree (2)

Umpire: Heydt, Duane (42)  
Field Judge: Patterson, Rick (15)  
Replay Official: Brown, Kevin (0)

Down Judge: Thomas, Sarah (53)  
Side Judge: Hill, Chad (125)

## Lineups

### San Francisco 49ers

Offense		Defense	
WR 18	C.Conley	DL 94	Y.Gross-Matos
TE 9	B.Willis	DL 93	K.Davis
LT 61	C.Hubbard	DL 90	K.Givens
LG 65	A.Banks	DL 51	R.Beal
C 63	N.Zakelj	LB 36	C.Robinson
RG 77	D.Puni	LB 53	D.Winters
RT 68	C.McKivitz	CB 31	R.Green
TE 82	E.Saubert	CB 33	R.Ya-Sin
WR 10	R.Bell	CB 20	A.Thomas
QB 17	B.Allen	S 30	G.Odum
RB 24	J.Mason	S 27	J.Brown

### Tennessee Titans

Offense		Defense	
WR 0	C.Ridley	DL 69	S.Joseph
WR 83	T.Boyd	DT 93	T.Sweat
TE 89	T.Odukoya	DT 90	M.Davidson
LT 55	J.Latham	OLB 92	J.Harrell
LG 77	P.Skoronski	OLB 49	A.Key
C 79	L.Cushenberry	LB 50	J.Gibbens
RG 75	D.Radunz	LB 56	K.Murray
RT 78	N.Petit-Frere	CB 21	R.McCreary
WR 16	T.Burks	CB 29	J.Brownlee
QB 8	W.Levis	DB 24	E.Molden
RB 20	T.Pollard	S 37	A.Hooker

## Substitutions

CB 0 S.Womack, WR 3 F.Darby, P 3 M.Wishnowsky, K 4 J.Moody, QB 5 J.Dobbs, P 5 P.Harvin, WR 19 T.Taylor, CB 26 C.Lucas, RB 28 M.Breida, RB 31 K.Vaughn, S 35 T.Walker, RB 38 C.Schrader, S 41 T.Hawkins, S 43 M.Mustapha, LS 46 T.Pepper, LB 47 E.Turner, LB 48 T.Bethune, S 49 J.Mahoney, LB 50 J.Graham, DL 58 A.Barrett, DL 60 S.Brown, OL 60 S.Gutierrez, OL 62 J.Kingston, DL 66 E.Anderson, OL 66 D.Nugent, OL 67 I.Alarcon, G 69 L.Kidd, OL 75 B.Parker, DL 78 J.Garvin, OL 78 B.Bartch, TE 81 C.Latu, WR 84 J.Kirklin, WR 86 T.Martin, TE 88 J.Tonges, TE 89 M.Pline, DL 96 T.McGill

## Substitutions

RB 2 T.Spears, WR 5 K.Jackson, K 6 N.Folk, QB 7 M.Willis, QB 11 M.Rudolph, WR 12 M.Kinsey, WR 15 N.Westbrook-Ikhine, P 17 T.Zentner, WR 18 K.Philips, WR 19 J.Jackson, CB 23 T.Avery, DB 25 E.Garror, RB 25 H.Haskins, DB 28 S.Carter, DB 30 T.Gowan, S 31 K.Ellis, RB 31 J.Small, CB 32 G.Jeudy-Lally, CB 35 R.Javier, RB 36 J.Chestnut, S 39 M.Jackson, LB 41 O.Reese, OLB 42 C.Murphy, S 44 M.Brown, LB 45 C.Campbell, LS 46 M.Cox, K 47 B.Narveson, LB 48 T.Rush, LB 52 J.Williams, OLB 53 K.Duke, LB 57 L.Gifford, OLB 59 S.Ray, OL 60 D.Brunskill, OL 61 J.Ojukwu, C/G 62 C.Levin, T 64 G.Christian, T 68 B.Dooley, G 70 C.Spencer, OL 71 J.Duncan, OL 73 L.Simmons, DL 76 I.Iton, OL 76 A.Rupcich, WR 80 B.Oliver, TE 81 J.Whyle, TE 85 C.Okonkwo, TE 86 S.Stilianos, WR 87 S.Schnee, TE 88 D.Martin-Robinson, DL 91 K.Coburn, DE 96 T.McLendon, DL 97 Q.Bohanna, OLB 99 R.Weaver

## Did Not Play

WR 1 D.Samuel, DB 2 D.Lenoir, QB 4 T.Mordecai, WR 6 D.Gray, CB 7 C.Ward, WR 11 B.Aiyuk, QB 13 B.Purdy, WR 14 R.Pearsall, WR 15 J.Jennings, CB 22 I.Yiadam, RB 23 C.McCaffrey, RB 25 E.Mitchell, CB 28 D.Luter, S 29 T.Hufanga, RB 32 P.Taylor, FB 44 K.Juszczyk, LB 45 D.Flannigan-Fowles, RB 49 I.Guerendo, LB 54 F.Warner, OL 55 J.Feliciano, DL 56 L.Floyd, LB 57 D.Greenlaw, LB 59 D.Campbell, OL 64 J.Brendel, OL 74 S.Burford, OL 76 J.Moore, WR 83 J.Cowing, TE 85 G.Kittle, DL 91 S.Okuayinonu, DL 92 J.Elliott, DL 97 N.Bosa, DL 98 J.Hargrave, DL 99 M.Collins

## Did Not Play

CB 3 C.Farley, P 4 R.Stonehouse, WR 10 D.Hopkins, CB 13 C.Awuzie, WR 14 C.Dowell, S 26 Q.Diggs, S 33 J.Adams, CB 38 L.Sneed, CB 40 A.Kendall, LB 47 J.Domann, LB 51 C.Gray, LB 54 G.Wallow, OLB 58 H.Landry, T 72 L.Watson, WR 82 T.Harrison, TE 84 N.Vannett, DT 98 J.Simmons

## Not Active

## Not Active

## Field Goals (made ( ) & missed)

B.Narveson (34)  
N.Folk 52WR

		1	2	3	4	OT	Total
VISITOR:	San Francisco 49ers	7	0	0	6	0	13
HOME:	Tennessee Titans	7	7	0	3	0	17

## Scoring Plays

# National Football League Game Summary

NFL Copyright © 2024 by The National Football League. All rights reserved. This summary and play-by-play is for the express purpose of assisting media in their coverage of the game; any other use of this material is prohibited without the written permission of the National Football League.

Team	Qtr	Time	Play Description (Extra Point) (Drive Info)	Visitor	Home
49ers	1	9:21	J.Mason 4 yd. run (J.Moody kick) (11-74, 5:39)	7	0
Titans	1	6:05	W.Levis 1 yd. run (N.Folk kick) (7-15, 3:16)	7	7
Titans	2	14:56	T.Spears 4 yd. run (N.Folk kick) (7-64, 3:52)	7	14
Titans	4	12:09	B.Narveson 34 yd. Field Goal (7-49, 4:43)	7	17
49ers	4	8:26	J.Dobbs 6 yd. run (pass failed) (8-70, 3:43)	13	17
Paid Attendance: 62,832				Time: 2:48	

San Francisco 49ers vs Tennessee Titans  
8/10/2024 at Nissan Stadium

# Final Individual Statistics

## San Francisco 49ers

## Tennessee Titans

RUSHING							RUSHING						
	ATT	YDS	AVG	LG	TD		ATT	YDS	AVG	LG	TD		
J.Mason	6	34	5.7	13	1	M.Willis	4	42	10.5	28	0		
T.Taylor	1	21	21.0	21	0	T.Pollard	4	35	8.8	24	0		
C.Schrader	5	6	1.2	6	0	H.Haskins	8	27	3.4	8	0		
J.Dobbs	1	6	6.0	6	1	J.Small	10	18	1.8	7	0		
M.Breida	6	0	0.0	2	0	J.Chestnut	5	9	1.8	5	0		
						W.Levis	2	3	1.5	2	1		
						T.Spears	3	2	0.7	4	1		
						M.Rudolph	2	2	1.0	2	0		
Total	19	67	3.5	21	2	Total	38	138	3.6	28	2		

PASSING									PASSING								
	ATT	CMP	YDS	SK/YD	TD	LG	IN	RT		ATT	CMP	YDS	SK/YD	TD	LG	IN	RT
J.Dobbs	20	14	146	1/15	0	21	1	70.0	M.Rudolph	17	10	126	0/0	0	36	0	82.0
B.Allen	13	7	98	1/10	0	33	0	78.4	M.Willis	7	5	38	1/1	0	10	0	84.2
									W.Levis	5	4	35	0/0	0	22	0	95.8
Total	33	21	244	2/25	0	33	1	73.3	Total	29	19	199	1/1	0	36	0	85.3

PASS RECEIVING								PASS RECEIVING							
	TAR	REC	YDS	AVG	LG	TD		TAR	REC	YDS	AVG	LG	TD		
T.Martin	7	5	58	11.6	17	0	K.Philips	3	3	18	6.0	7	0		
T.Taylor	6	3	48	16.0	21	0	J.Chestnut	3	2	37	18.5	36	0		
J.Tonges	3	3	27	9.0	12	0	D.Martin-Robinson	3	2	30	15.0	18	0		
C.Conley	2	2	30	15.0	18	0	M.Kinsey	4	2	29	14.5	17	0		
R.Bell	4	2	22	11.0	21	0	B.Oliver	2	2	16	8.0	9	0		
C.Latu	2	2	12	6.0	7	0	T.Pollard	2	2	11	5.5	6	0		
F.Darby	2	1	33	33.0	33	0	C.Ridley	2	1	22	22.0	22	0		
E.Saubert	1	1	6	6.0	6	0	T.Burks	1	1	12	12.0	12	0		
M.Breida	1	1	5	5.0	5	0	S.Schnee	2	1	10	10.0	10	0		
C.Schrader	1	1	3	3.0	3	0	J.Jackson	2	1	6	6.0	6	0		
J.Mason	1	0	0	0.0	0	0	T.Odukoya	1	1	6	6.0	6	0		
B.Willis	1	0	0	0.0	0	0	T.Spears	1	1	2	2.0	2	0		
							N.Westbrook-Ikhine	1	0	0	0.0	0	0		
							S.Stilianos	1	0	0	0.0	0	0		
							K.Jackson	1	0	0	0.0	0	0		
Total	31	21	244	11.6	33	0	Total	29	19	199	10.5	36	0		

INTERCEPTIONS							INTERCEPTIONS						
	NO	YDS	AVG	LG	TD		NO	YDS	AVG	LG	TD		
Total	0	0	0	0	0	C.Campbell	1	0	0.0	0	0		
						Total	1	0	0.0	0	0		

PUNTING								PUNTING							
	NO	YDS	AVG	NET	TB	IN20	LG		NO	YDS	AVG	NET	TB	IN20	LG
P.Harvin	5	216	43.2	34.0	1	1	61	T.Zentner	2	93	46.5	34.5	1	1	48
Total	5	216	43.2	34.0	1	1	61	Total	2	93	46.5	34.5	1	1	48

PUNT RETURNS								PUNT RETURNS							
	NO	YDS	AVG	FC	LG	TD		NO	YDS	AVG	FC	LG	TD		
T.Taylor	1	4	4.0	0	4	0	J.Jackson	1	26	26.0	0	26	0		
[TOUCHBACK]	1	0	0.0	0	0	0	K.Jackson	1	0	0.0	0	0	0		
							[OUT OF BOUNDS]	2	0	0.0	0	0	0		
							[TOUCHBACK]	1	0	0.0	0	0	0		
Total	1	4	4.0	0	4	0	Total	2	26	13.0	0	26	0		

KICKOFF RETURNS								KICKOFF RETURNS							
	NO	YDS	AVG	FC	LG	TD		NO	YDS	AVG	FC	LG	TD		
T.Taylor	3	59	19.7	0	22	0	K.Jackson	2	81	40.5	0	63	0		
C.Schrader	1	33	33.0	0	33	0	[TOUCHBACK]	1	0	0.0	0	0	0		
Total	4	92	23.0	0	33	0	Total	2	81	40.5	0	63	0		

### San Francisco 49ers

FUMBLES												
	FUM	LOST	OWN-REC	YDS	TD	FORCED	OPP-REC	YDS	TD	OUT-BDS		
M.Breida	1	0	0	0	0	0	0	0	0	0		
J.Dobbs	0	0	1	-1	0	0	0	0	0	0		



San Francisco 49ers vs Tennessee Titans

8/10/2024 at Nissan Stadium

# Final Individual Statistics

R.Green	0	0	0	0	0	0	0	1	0	0	0
Total	1	0	1	-1	0	0	0	1	0	0	0

**Tennessee Titans**

<b>FUMBLES</b>	<b>FUM</b>	<b>LOST</b>	<b>OWN-REC</b>	<b>YDS</b>	<b>TD</b>	<b>FORCED</b>	<b>OPP-REC</b>	<b>YDS</b>	<b>TD</b>	<b>OUT-BDS</b>
M.Rudolph	1	1	0	-5	0	0	0	0	0	0
K.Coburn	0	0	0	0	0	1	0	0	0	0
Total	1	1	0	-5	0	1	0	0	0	0

San Francisco 49ers vs Tennessee Titans  
8/10/2024 at Nissan Stadium

# Final Team Statistics

	Visitor 49ers	Home Titans
<b>TOTAL FIRST DOWNS</b>	16	19
By Rushing	5	9
By Passing	11	8
By Penalty	0	2
<b>THIRD DOWN EFFICIENCY</b>	4-11-36.4%	9-17-52.9%
<b>FOURTH DOWN EFFICIENCY</b>	0-2-0.0%	0-2-0.0%
<b>TOTAL NET YARDS</b>	286	336
Total Offensive Plays (inc. times thrown passing)	54	68
Average gain per offensive play	5.3	4.9
<b>NET YARDS RUSHING</b>	67	138
Total Rushing Plays	19	38
Average gain per rushing play	3.5	3.6
Tackles for a loss-number and yards	2-6	4-11
<b>NET YARDS PASSING</b>	219	198
Times thrown - yards lost attempting to pass	2-25	1-1
Gross yards passing	244	199
<b>PASS ATTEMPTS-COMPLETIONS-HAD INTERCEPTED</b>	33-21-1	29-19-0
Avg gain per pass play (inc.# thrown passing)	6.3	6.6
<b>KICKOFFS Number-In End Zone-Touchbacks</b>	3-1-1	4-1-0
<b>PUNTS Number and Average</b>	5-43.2	2-46.5
Had Blocked	0	0
<b>FGs - PATs Had Blocked</b>	0-0	0-0
<b>Net Punting Average</b>	34.0	34.5
<b>TOTAL RETURN YARDAGE (Not Including Kickoffs)</b>	4	26
No. and Yards Punt Returns	1-4	2-26
No. and Yards Kickoff Returns	4-92	2-81
No. and Yards Interception Returns	0-0	1-0
<b>PENALTIES Number and Yards</b>	8-48	3-15
<b>FUMBLES Number and Lost</b>	1-0	1-1
<b>TOUCHDOWNS</b>	2	2
Rushing	2	2
Passing	0	0
<b>EXTRA POINTS Made-Attempts</b>	1-2	2-2
Kicking Made-Attempts	1-1	2-2
Passing Made-Attempts	0-1	0-0
<b>FIELD GOALS Made-Attempts</b>	0-0	1-2
<b>RED ZONE EFFICIENCY</b>	2-2-100%	2-4-50%
<b>GOAL TO GO EFFICIENCY</b>	2-2-100%	2-2-100%
<b>SAFETIES</b>	0	0
<b>FINAL SCORE</b>	13	17
<b>TIME OF POSSESSION</b>	24:41	35:19

# Ball Possession And Drive Chart

## San Francisco 49ers

#	Time Recd	Time Lost	Time Poss	How Ball Obtained	Drive Began	# Play	Yds Gain	Yds Pen	Net Yds	1st Down	Last Scrm	How Given Up
1	15:00	9:21	5:39	Kickoff	SF 26	11	79	-5	74	5	* TEN 4	Touchdown
2	6:05	3:48	2:17	Kickoff	SF 28	5	13	0	13	1	SF 41	Punt
3	14:56	13:26	1:30	Kickoff	SF 32	3	7	0	7	0	SF 39	Punt
4	4:43	1:46	2:57	Downs	SF 2	6	29	0	29	1	SF 31	Punt
5	11:00	9:07	1:53	Fumble	SF 46	3	16	-10	6	0	TEN 48	Punt
6	4:26	1:52	2:34	Punt	SF 14	4	21	0	21	1	SF 35	Punt
7	12:09	8:26	3:43	Kickoff	SF 30	8	70	0	70	5	* TEN 6	Touchdown
8	4:32	1:56	2:36	Downs	SF 49	6	1	0	1	1	TEN 35	Downs
9	1:32	0:00	1:32	Punt	SF 20	8	49	-5	44	2	TEN 36	Interception

(247) Average SF 27

## Tennessee Titans

#	Time Recd	Time Lost	Time Poss	How Ball Obtained	Drive Began	# Play	Yds Gain	Yds Pen	Net Yds	1st Down	Last Scrm	How Given Up
1	9:21	6:05	3:16	Kickoff	SF 15	7	15	0	15	3	* SF 1	Touchdown
2	3:48	14:56	3:52	Punt	TEN 36	7	60	4	64	3	* SF 4	Touchdown
3	13:26	4:43	8:43	Punt	TEN 20	17	78	0	78	5	* SF 2	Downs
4	1:46	0:00	1:46	Punt	TEN 24	7	42	0	42	1	SF 34	Missed FG
5	15:00	11:00	4:00	Kickoff	TEN 24	7	35	-5	30	2	SF 41	Fumble
6	9:07	4:26	4:41	Punt	TEN 17	9	25	0	25	2	TEN 42	Punt
7	1:52	12:09	4:43	Punt	TEN 35	7	49	0	49	2	* SF 16	Field Goal
8	8:26	4:32	3:54	Kickoff	TEN 30	6	22	-1	21	1	SF 49	Downs
9	1:56	1:32	0:24	Downs	50	3	5	0	5	0	SF 45	Punt

(321) Average TEN 36

\* inside opponent's 20

### Time of Possession by Quarter

	1st	2nd	3rd	4th	OT	Total
Visitor San Francisco 49ers	7:56	4:27	4:27	7:51		24:41
Home Tennessee Titans	7:04	10:33	10:33	7:09		35:19

### Kickoff Drive No.-Start Average

49ers: 4 - SF 29      Titans: 3 - TEN 46

# Final Defensive Statistics

**San Francisco 49ers**

**Regular Defensive Plays**

**Special Teams**

**Misc**

	TKL	AST	COMB	SK	/ YDS	TFL	Q	IN	PD	FF	FR	TKL	AST	FF	FR	BL	TKL	AST	FF	FR	
T.Bethune	5	3	8	0	0	1	0	0	0	0	0	0	0	0	0	0	0	0	0	0	0
A.Barrett	4	3	7	0	0	0	1	0	1	0	0	0	0	0	0	0	0	0	0	0	0
C.Robinson	4	3	7	0	0	0	0	0	0	0	0	0	0	0	0	0	0	0	0	0	0
G.Odum	3	3	6	0	0	0	0	0	0	0	0	0	0	0	0	0	0	0	0	0	0
D.Winters	2	3	5	0	0	1	0	0	0	0	0	0	0	0	0	0	0	0	0	0	0
J.Garvin	3	1	4	0	0	0	0	0	0	0	0	0	0	0	0	0	0	0	0	0	0
R.Green	2	2	4	0	0	0	0	0	0	0	1	0	0	0	0	0	0	0	0	0	0
T.Hawkins	3	0	3	0	0	0	0	0	0	0	0	0	0	0	0	0	0	0	0	0	0
R.Beal	3	0	3	0	0	0	0	0	0	0	0	0	0	0	0	0	0	0	0	0	0
R.Ya-Sin	2	1	3	0	0	0	0	0	1	0	0	0	0	0	0	0	0	0	0	0	0
J.Graham	2	1	3	0	0	0	0	0	0	0	0	1	0	0	0	0	0	0	0	0	0
K.Davis	2	0	2	1	1	2	1	0	0	0	0	0	0	0	0	0	0	0	0	0	0
M.Mustapha	2	0	2	0	0	0	0	0	0	0	0	1	0	0	0	0	0	0	0	0	0
E.Turner	2	0	2	0	0	0	0	0	0	0	0	1	0	0	0	0	0	0	0	0	0
J.Brown	2	0	2	0	0	0	0	0	0	0	0	0	0	0	0	0	0	0	0	0	0
E.Anderson	2	0	2	0	0	0	0	0	0	0	0	0	0	0	0	0	0	0	0	0	0
S.Womack	2	0	2	0	0	0	0	0	0	0	0	0	0	0	0	0	0	0	0	0	0
K.Givens	1	0	1	0	0	0	0	0	0	0	0	0	0	0	0	0	0	0	0	0	0
A.Thomas	1	0	1	0	0	0	0	0	0	0	0	0	0	0	0	0	0	0	0	0	0
C.Lucas	1	0	1	0	0	0	0	0	0	0	0	0	0	0	0	0	0	0	0	0	0
T.Walker	1	0	1	0	0	1	0	0	0	0	0	0	0	0	0	0	0	0	0	0	0
S.Brown	0	1	1	0	0	0	0	0	1	0	0	0	0	0	0	0	0	0	0	0	0
J.Mahoney	0	1	1	0	0	0	0	0	0	0	0	0	0	0	0	0	0	0	0	0	0
P.Harvin	0	0	0	0	0	0	0	0	0	0	0	0	1	0	0	0	0	0	0	0	0
E.Saubert	0	0	0	0	0	0	0	0	0	0	0	0	1	0	0	0	0	0	0	0	0
J.Kirklin	0	0	0	0	0	0	0	0	0	0	0	0	0	0	0	0	1	0	0	0	0
J.Dobbs	0	0	0	0	0	0	0	0	0	0	0	0	0	0	0	0	0	0	0	0	1
<b>Total</b>	<b>49</b>	<b>22</b>	<b>71</b>	<b>1</b>	<b>1</b>	<b>5</b>	<b>2</b>	<b>0</b>	<b>3</b>	<b>0</b>	<b>1</b>	<b>3</b>	<b>2</b>	<b>0</b>	<b>0</b>	<b>0</b>	<b>1</b>	<b>0</b>	<b>0</b>	<b>0</b>	<b>1</b>

TKL = Tackle AST = Assist COMB = Combined QH=QB Hit IN = Interception PD = Pass Defense FF = Forced Fumble FR = Fumble Recovery





**San Francisco 49ers vs Tennessee Titans**  
**8/10/2024 at Nissan Stadium**

# First Half Summary

PERIOD SCORES

49ers	7 0 = 7
Titans	7 7 = 14

TIME OF POSSESSION

49ers	12:23
Titans	17:37

**Scoring Plays**

Team	Qtr	Time	Play Description (Extra Point) (Drive Info)	Visitor	Home
49ers	1	9:21	J.Mason 4 yd. run (J.Moody kick) (11-74, 5:39)	7	0
Titans	1	6:05	W.Levis 1 yd. run (N.Folk kick) (7-15, 3:16)	7	7
Titans	2	14:56	T.Spears 4 yd. run (N.Folk kick) (7-64, 3:52)	7	14

	San Francisco 49ers	Tennessee Titans
<b>TOTAL FIRST DOWNS</b>	7	12
First Downs Rushing-Passing-by Penalty	3 - 4 - 0	5 - 6 - 1
<b>THIRD DOWN EFFICIENCY</b>	3-6-50.0%	6-9-66.7%
<b>TOTAL NET YARDS</b>	128	195
Total Offensive Plays	25	37
<b>NET YARDS RUSHING</b>	40	63
<b>NET YARDS PASSING</b>	88	132
Gross Yards Passing	98	132
Times thrown-yards lost attempting to pass	1-10	0-0
<b>Pass Attempts-Completions-Had Intercepted</b>	13 - 7 - 0	19 - 11 - 0
<b>Punts-Number and Average</b>	3 - 51.7	0 - 0.0
<b>Penalties-Number and Yards</b>	4 - 24	0 - 0
<b>Fumbles-Number and Lost</b>	0 - 0	0 - 0
<b>Red Zone Efficiency</b>	1-1-100%	2-3-67%
<b>Average Drive Start</b>	SF 22	TEN 41

**San Francisco 49ers**

**Tennessee Titans**

RUSHING						RUSHING					
	ATT	YDS	AVG	LG	TD		ATT	YDS	AVG	LG	TD
J.Mason	6	34	5.7	13	1	T.Pollard	4	35	8.8	24	0
C.Schrader	5	6	1.2	6	0	H.Haskins	5	20	4.0	8	0
						W.Levis	2	3	1.5	2	1
						T.Spears	3	2	0.7	4	1
						M.Rudolph	1	2	2.0	2	0
						J.Chestnut	3	1	0.3	3	0
<b>Total</b>	<b>11</b>	<b>40</b>	<b>3.6</b>	<b>13</b>	<b>1</b>	<b>Total</b>	<b>18</b>	<b>63</b>	<b>3.5</b>	<b>24</b>	<b>2</b>

PASSING									PASSING								
	ATT	CMP	YDS	SK/YD	TD	LG	IN	RT		ATT	CMP	YDS	SK/YD	TD	LG	IN	RT
B.Allen	13	7	98	1/10	0	33	0	78.4	M.Rudolph	14	7	97	0/0	0	36	0	72.6
									W.Levis	5	4	35	0/0	0	22	0	95.8
<b>Total</b>	<b>13</b>	<b>7</b>	<b>98</b>	<b>1/10</b>	<b>0</b>	<b>33</b>	<b>0</b>	<b>78.4</b>	<b>Total</b>	<b>19</b>	<b>11</b>	<b>132</b>	<b>0/0</b>	<b>0</b>	<b>36</b>	<b>0</b>	<b>79.3</b>

PASS RECEIVING							PASS RECEIVING						
	TAR	REC	YDS	AVG	LG	TD		TAR	REC	YDS	AVG	LG	TD
C.Conley	2	2	30	15.0	18	0	J.Chestnut	3	2	37	18.5	36	0
F.Darby	1	1	33	33.0	33	0	D.Martin-Robinson	3	2	30	15.0	18	0
R.Bell	3	1	21	21.0	21	0	T.Pollard	2	2	11	5.5	6	0
E.Saubert	1	1	6	6.0	6	0	C.Ridley	2	1	22	22.0	22	0
T.Martin	2	1	5	5.0	5	0	M.Kinsey	3	1	12	12.0	12	0
C.Schrader	1	1	3	3.0	3	0	T.Burks	1	1	12	12.0	12	0
J.Mason	1	0	0	0.0	0	0	K.Philips	1	1	6	6.0	6	0
T.Taylor	1	0	0	0.0	0	0	T.Spears	1	1	2	2.0	2	0
B.Willis	1	0	0	0.0	0	0	K.Jackson	1	0	0	0.0	0	0
							S.Stilianos	1	0	0	0.0	0	0
							N.Westbrook-Ikhine	1	0	0	0.0	0	0
<b>Total</b>	<b>13</b>	<b>7</b>	<b>98</b>	<b>14.0</b>	<b>33</b>	<b>0</b>	<b>Total</b>	<b>19</b>	<b>11</b>	<b>132</b>	<b>12.0</b>	<b>36</b>	<b>0</b>

**San Francisco 49ers**

**Regular Defensive Plays**

**Special Teams**

**Misc**



## First Quarter

8/10/2024

## Play By Play

SF wins toss, elects to Receive, and TEN elects to defend the North goal.

N.Folk kicks 57 yards from TEN 35 to SF 8. T.Taylor to SF 26 for 18 yards (L.Gifford).

**San Francisco 49ers at 15:00, (1st play from scrimmage 14:55)**

1-10-SF 26	(14:55) B.Allen pass incomplete short right to R.Bell [K.Murray].	
2-10-SF 26	(14:52) J.Mason up the middle to SF 39 for 13 yards (J.Harrell, E.Molden).	R1
<u>1-10-SF 39</u>	(14:14) <i>PENALTY on SF-C.McKivitz, False Start, 5 yards, enforced at SF 39 - No Play.</i>	
1-15-SF 34	(13:52) (Shotgun) B.Allen pass short left to E.Saubert to SF 40 for 6 yards (K.Murray, J.Gibbens).	
2-9-SF 40	(13:16) (Shotgun) B.Allen pass incomplete short left to J.Mason.	
3-9-SF 40	(13:12) (Shotgun) B.Allen pass deep right to R.Bell to TEN 39 for 21 yards (A.Hooker).	P2
<u>1-10-TEN 39</u>	(12:34) J.Mason right guard to TEN 33 for 6 yards (M.Davidson).	
2-4-TEN 33	(11:59) B.Allen pass deep middle to C.Conley to TEN 15 for 18 yards (R.McCreary).	P3
<u>1-10-TEN 15</u>	(11:23) J.Mason left end to TEN 9 for 6 yards (E.Molden).	
2-4-TEN 9	(10:46) J.Mason left tackle to TEN 7 for 2 yards (A.Key; K.Murray).	
3-2-TEN 7	(10:05) (Shotgun) J.Mason right guard to TEN 4 for 3 yards (J.Gibbens).	R4
<u>1-4-TEN 4</u>	<b>(9:26) J.Mason up the middle for 4 yards, TOUCHDOWN.</b>	R5
	J.Moody extra point is GOOD, Center-T.Pepper, Holder-M.Wishnowsky.	

Timeout at 09:21.

SF 7 TEN 0, 11 plays, 74 yards, 5:39 drive, 5:39 elapsed

J.Moody kicks 58 yards from SF 35 to TEN 7. K.Jackson to SF 30 for 63 yards (J.Graham).

*PENALTY on SF, Unsportsmanlike Conduct, 15 yards, enforced at SF 30.***Tennessee Titans at 9:21, (1st play from scrimmage 9:09)**

1-10-SF 15	(9:09) (Shotgun) T.Pollard up the middle to SF 13 for 2 yards (G.Odum; C.Robinson).	
2-8-SF 13	(8:31) (Shotgun) T.Spears left end to SF 9 for 4 yards (J.Brown).	
3-4-SF 9	(7:50) (Shotgun) W.Levis pass short left to T.Pollard pushed ob at SF 4 for 5 yards (J.Brown).	P1
<u>1-4-SF 4</u>	(7:13) (Shotgun) T.Pollard left guard to SF 3 for 1 yard (G.Odum).	
2-3-SF 3	(6:32) (Shotgun) W.Levis pass incomplete short left to C.Ridley.	
3-3-SF 3	(6:28) (Shotgun) W.Levis scrambles right end to SF 1 for 2 yards (D.Winters, G.Odum).	
	<i>PENALTY on SF-A.Thomas, Defensive Holding, 0 yards, enforced at SF 1.</i>	X2
<u>1-1-SF 1</u>	<b>(6:06) W.Levis up the middle for 1 yard, TOUCHDOWN.</b>	R3
	N.Folk extra point is GOOD, Center-M.Cox, Holder-T.Zentner.	

Timeout at 06:05.

SF 7 TEN 7, 7 plays, 15 yards, 1 penalty, 3:16 drive, 8:55 elapsed

N.Folk kicks 56 yards from TEN 35 to SF 9. T.Taylor to SF 28 for 19 yards (J.Brownlee).

**San Francisco 49ers at 6:05, (1st play from scrimmage 5:59)**

1-10-SF 28	(5:59) B.Allen pass incomplete short left to B.Willis.	
2-10-SF 28	(5:55) B.Allen pass short left to C.Conley to SF 40 for 12 yards (T.Avery; O.Reese).	P6
<u>1-10-SF 40</u>	(5:24) C.Schrader left guard to SF 38 for -2 yards (O.Reese).	
2-12-SF 38	(4:46) (Shotgun) B.Allen pass short left to C.Schrader pushed ob at SF 41 for 3 yards (O.Reese).	
3-9-SF 41	(4:09) (Shotgun) B.Allen pass incomplete short right to T.Taylor.	
	<i>Penalty on SF-N.Zakelj, Ineligible Downfield Pass, declined.</i>	
4-9-SF 41	(4:03) P.Harvin punts 49 yards to TEN 10, Center-T.Pepper. J.Jackson to TEN 36 for 26 yards (P.Harvin; E.Saubert).	

Timeout at 03:48.

**Tennessee Titans at 3:48**

1-10-TEN 36	(3:48) (Shotgun) W.Levis pass short middle to T.Pollard to TEN 42 for 6 yards (G.Odum; D.Winters).	
2-4-TEN 42	(3:07) (Shotgun) T.Spears right end to TEN 36 for -6 yards (D.Winters).	
3-10-TEN 36	(2:27) (Shotgun) W.Levis pass short middle to C.Ridley pushed ob at SF 42 for 22 yards (G.Odum). SF-D.Winters was injured during the play.	P4

Timeout at 02:17.

<u>1-10-SF 42</u>	(2:04) (Shotgun) T.Pollard up the middle to SF 34 for 8 yards (J.Graham).	
2-2-SF 34	(1:26) (Shotgun) T.Pollard right end to SF 10 for 24 yards (G.Odum). ** Injury Update: SF-D.Winters has returned to the game.	R5
<u>1-10-SF 10</u>	(:40) (Shotgun) W.Levis pass short right to T.Spears to SF 8 for 2 yards (K.Givens).	



San Francisco 49ers vs Tennessee Titans at Nissan Stadium

2-8-SF 8

(:02) (Shotgun) PENALTY on SF-T.McGill, Encroachment, 4 yards, enforced at SF 8 - No Play.

END OF QUARTER

	Score	Time	First Downs				Efficiencies	
		Poss	R	P	X	T	3 Down	4 Down
San Francisco 49ers	7	7:56	3	3	0	6	2/3	0/0
Tennessee Titans	7	7:04	2	2	1	5	2/3	0/0

## Second Quarter

8/10/2024

## Play By Play

Tennessee Titans continued.

2-4-SF 4 (15:00) (Shotgun) T.Spears left end for 4 yards, TOUCHDOWN.

R6

N.Folk extra point is GOOD, Center-M.Cox, Holder-T.Zentner.

SF 7 TEN 14, 7 plays, 64 yards, 1 penalty, 3:52 drive, 0:04 elapsed

N.Folk kicks 55 yards from TEN 35 to SF 10. T.Taylor to SF 32 for 22 yards (C.Campbell; H.Haskins).

## San Francisco 49ers at 14:56, (1st play from scrimmage 14:51)

1-10-SF 32 (14:51) C.Schrader up the middle to SF 38 for 6 yards (J.Brownlee).

2-4-SF 38 (14:17) C.Schrader left tackle to SF 39 for 1 yard (C.Campbell; C.Murphy).

3-3-SF 39 (13:40) (Shotgun) B.Allen pass incomplete deep right to T.Martin.

4-3-SF 39 (13:35) P.Harvin punts 61 yards to end zone, Center-T.Pepper, Touchback.

Timeout at 13:26.

## Tennessee Titans at 13:26

1-10-TEN 20 (13:26) M.Rudolph pass incomplete short left to J.Chestnut (A.Barrett).

2-10-TEN 20 (13:23) (Shotgun) M.Rudolph pass short left to T.Burks to TEN 32 for 12 yards (T.Hawkins). P7

1-10-TEN 32 (12:41) J.Chestnut right guard to TEN 33 for 1 yard (A.Barrett).

2-9-TEN 33 (12:04) (Shotgun) M.Rudolph pass incomplete short left to N.Westbrook-Ikhine (R.Ya-Sin).

3-9-TEN 33 (11:59) (Shotgun) M.Rudolph pass short middle to M.Kinsey to TEN 45 for 12 yards (A.Thomas). P8

1-10-TEN 45 (11:25) (Shotgun) H.Haskins right tackle to SF 47 for 8 yards (C.Robinson, D.Winters).

2-2-SF 47 (10:51) M.Rudolph pass incomplete deep right to S.Stilianos.

3-2-SF 47 (10:44) (Shotgun) J.Chestnut right end to SF 44 for 3 yards (M.Mustapha). R9

1-10-SF 44 (10:03) J.Chestnut up the middle to SF 47 for -3 yards (K.Davis).

2-13-SF 47 (9:24) (Shotgun) M.Rudolph pass short left to D.Martin-Robinson pushed ob at SF 35 for 12 yards (R.Ya-Sin).

3-1-SF 35 (8:48) M.Rudolph up the middle to SF 33 for 2 yards (J.Garvin). R10

1-10-SF 33 (8:09) H.Haskins left guard to SF 29 for 4 yards (A.Barrett, C.Robinson).

2-6-SF 29 (7:30) (Shotgun) M.Rudolph pass short left to D.Martin-Robinson pushed ob at SF 11 for 18 yards (R.Ya-Sin; D.Winters). P11

1-10-SF 11 (6:47) H.Haskins right guard to SF 6 for 5 yards (T.Hawkins, R.Green).

2-5-SF 6 (6:05) (Shotgun) H.Haskins left end to SF 3 for 3 yards (C.Robinson).

3-2-SF 3 (5:29) (Shotgun) M.Rudolph pass short right to J.Chestnut to SF 2 for 1 yard (C.Robinson).

4-1-SF 2 (4:47) H.Haskins up the middle to SF 1 for 1 yard (M.Mustapha).

San Francisco challenged the first down ruling, and the play was REVERSED.

H.Haskins up the middle to SF 2 for no gain (M.Mustapha).

## San Francisco 49ers at 4:43

1-10-SF 2 (4:43) C.Schrader up the middle to SF 3 for 1 yard (M.Davidson).

2-9-SF 3 (4:10) (Shotgun) B.Allen pass incomplete deep left to R.Bell (J.Brownlee).

Timeout #1 by SF at 04:04.

3-9-SF 3 (4:04) (Shotgun) B.Allen pass deep middle to F.Darby to SF 36 for 33 yards (T.Avery; O.Reese). P7

1-10-SF 36 (3:17) (Shotgun) B.Allen pass short right to T.Martin to SF 41 for 5 yards (J.Brownlee).

2-5-SF 41 (2:36) C.Schrader left guard to SF 41 for no gain (C.Campbell).

## Two-Minute Warning

3-5-SF 41 (2:00) (Shotgun) B.Allen sacked at SF 31 for -10 yards (C.Campbell).

Timeout #1 by TEN at 01:55.

4-15-SF 31 (1:55) P.Harvin punts 45 yards to TEN 24, Center-T.Pepper, out of bounds.

Timeout at 01:46.

## Tennessee Titans at 1:46

1-10-TEN 24 (1:46) (Shotgun) M.Rudolph pass incomplete short right to D.Martin-Robinson.

2-10-TEN 24 (1:43) (Shotgun) M.Rudolph pass incomplete deep left to M.Kinsey.

3-10-TEN 24 (1:38) (Shotgun) M.Rudolph pass short right to J.Chestnut to SF 40 for 36 yards (C.Robinson). P12

1-10-SF 40 (:53) (Shotgun) M.Rudolph pass incomplete short left to K.Jackson.

2-10-SF 40 (:49) (Shotgun) M.Rudolph pass incomplete short middle to M.Kinsey (S.Brown).

3-10-SF 40 (:45) (Shotgun) M.Rudolph pass short left to K.Philips to SF 34 for 6 yards (C.Robinson; R.Green) [A.Barrett].

Timeout #2 by TEN at 00:02.

San Francisco 49ers vs Tennessee Titans at Nissan Stadium

4-4-SF 34

(:02) N.Folk 52 yard field goal is No Good, Wide Right, Center-M.Cox, Holder-T.Zentner.

**END OF QUARTER**

	Score	Time	First Downs				Efficiencies	
		Poss	R	P	X	T	3 Down	4 Down
San Francisco 49ers	7	4:27	0	1	0	1	1/3	0/0
Tennessee Titans	14	10:33	3	4	0	7	4/6	0/1

# Third Quarter

8/10/2024

## Play By Play

TEN elects to Receive, and SF elects to defend the South goal.

J.Moody kicks 59 yards from SF 35 to TEN 6. K.Jackson to TEN 24 for 18 yards (M.Mustapha).

### Tennessee Titans at 15:00, (1st play from scrimmage 14:55)

- 1-10-TEN 24 (14:55) *PENALTY on TEN-L.Simmons, False Start, 5 yards, enforced at TEN 24 - No Play.*
- 1-15-TEN 19 (14:55) (Shotgun) M.Rudolph pass short middle to M.Kinsey to TEN 36 for 17 yards (T.Hawkins). P13
- 1-10-TEN 36 (14:17) J.Chestnut left guard to TEN 39 for 3 yards (T.Bethune, A.Barrett).
- 2-7-TEN 39 (13:39) (Shotgun) J.Chestnut right guard to TEN 44 for 5 yards (R.Beal).
- 3-2-TEN 44 (12:58) (Shotgun) M.Rudolph pass short left to K.Philips pushed ob at SF 49 for 7 yards (R.Green). P14
- 1-10-SF 49 (12:25) H.Haskins up the middle to SF 46 for 3 yards (J.Garvin).
- 2-7-SF 46 (11:50) M.Rudolph pass short right to K.Philips to SF 41 for 5 yards (R.Green).
- 3-2-SF 41 (11:10) (Shotgun) M.Rudolph FUMBLES (Aborted) at SF 47, touched at SF 46, RECOVERED by SF-R.Green at SF 46.

Timeout at 11:00.

### San Francisco 49ers at 11:00

- 1-10-SF 46 (11:00) C.Schrader right end pushed ob at TEN 42 for 12 yards (M.Brown).  
*PENALTY on SF-R.Bell, Offensive Holding, 10 yards, enforced at SF 46 - No Play.*
- 1-20-SF 36 (10:39) (Shotgun) J.Dobbs pass short right to R.Bell to SF 37 for 1 yard (T.McLendon).
- 2-19-SF 37 (10:03) J.Dobbs pass short left to T.Martin to TEN 48 for 15 yards (G.Jeudy-Lally).
- 3-4-TEN 48 (9:19) (Shotgun) J.Dobbs pass incomplete short right to T.Taylor (R.Weaver).
- 4-4-TEN 48 (9:16) P.Harvin punts 31 yards to TEN 17, Center-T.Pepper. K.Jackson to TEN 17 for no gain (E.Turner).

Timeout at 09:07.

### Tennessee Titans at 9:07

- 1-10-TEN 17 (9:07) (Shotgun) J.Small up the middle to TEN 19 for 2 yards (R.Beal).
- 2-8-TEN 19 (8:37) (Shotgun) M.Willis pass short right to B.Oliver to TEN 26 for 7 yards (J.Graham).
- 3-1-TEN 26 (8:01) M.Willis up the middle to TEN 28 for 2 yards (E.Anderson). R15
- 1-10-TEN 28 (7:23) (Shotgun) J.Small right guard to TEN 28 for no gain (J.Garvin, T.Bethune).
- 2-10-TEN 28 (6:39) (Shotgun) M.Willis pass short right to B.Oliver to TEN 37 for 9 yards (T.Bethune).
- 3-1-TEN 37 (6:03) J.Small left guard to TEN 40 for 3 yards (E.Anderson). R16
- 1-10-TEN 40 (5:24) M.Willis pass incomplete short right to S.Schnee.
- 2-10-TEN 40 (5:19) (Shotgun) J.Small up the middle to TEN 42 for 2 yards (A.Barrett; J.Graham).
- 3-8-TEN 42 (4:41) (Shotgun) M.Willis pass incomplete deep right to J.Jackson.
- 4-8-TEN 42 (4:36) T.Zentner punts 48 yards to SF 10, Center-M.Cox. T.Taylor to SF 14 for 4 yards (T.Avery).

Timeout at 04:26.

### San Francisco 49ers at 4:26

- 1-10-SF 14 (4:26) J.Dobbs pass short left to J.Tonges to SF 26 for 12 yards (G.Jeudy-Lally) [S.Ray]. P8
- 1-10-SF 26 (3:50) M.Breida up the middle to SF 28 for 2 yards (J.Williams).
- 2-8-SF 28 (3:17) M.Breida left end pushed ob at SF 30 for 2 yards (J.Williams).
- 3-6-SF 30 (2:39) (Shotgun) J.Dobbs pass short left to J.Tonges to SF 35 for 5 yards (C.Campbell) [J.Williams].
- 4-1-SF 35 (1:59) P.Harvin punts 30 yards to TEN 35, Center-T.Pepper, out of bounds.

Timeout at 01:52.

### Tennessee Titans at 1:52

- 1-10-TEN 35 (1:52) (Shotgun) M.Willis right end to SF 37 for 28 yards (S.Womack). R17
- 1-10-SF 37 (1:06) (Shotgun) J.Small right end to SF 34 for 3 yards (E.Turner).  
*PENALTY on TEN-T.Odukoya, Offensive Offside, 5 yards, enforced at SF 37 - No Play.*
- 1-15-SF 42 (:42) (Shotgun) M.Willis pass short right to T.Odukoya pushed ob at SF 36 for 6 yards (E.Turner).

## END OF QUARTER

	Score	Time Poss	First Downs				Efficiencies	
			R	P	X	T	3 Down	4 Down
San Francisco 49ers	7	4:27	0	1	0	1	0/2	0/0
Tennessee Titans	14	10:33	3	2	0	5	3/5	0/0



## Fourth Quarter

8/10/2024

## Play By Play

Tennessee Titans continued.

- 2-9-SF 36 (15:00) (Shotgun) PENALTY on SF-T.McGill, Neutral Zone Infraction, 5 yards, enforced at SF 36 - No Play.
- 2-4-SF 31 (15:00) (Shotgun) J.Small right guard to SF 25 for 6 yards (A.Barrett). R18
- 1-10-SF 25 (14:16) M.Willis sacked at SF 26 for -1 yards (K.Davis).
- 2-11-SF 26 (13:37) (Shotgun) M.Willis pass short left to S.Schnee to SF 16 for 10 yards (C.Lucas, T.Bethune).
- 3-1-SF 16 (13:00) J.Small right guard to SF 16 for no gain (S.Womack).
- 4-1-SF 16 (12:13) **B.Narveson 34 yard field goal is GOOD, Center-M.Cox, Holder-T.Zentner.**

Timeout at 12:09.

SF 7 TEN 17, 7 plays, 49 yards, 1 penalty, 4:43 drive, 2:51 elapsed

B.Narveson kicks 68 yards from TEN 35 to SF -3. C.Schrader to SF 30 for 33 yards (B.Narveson).

## San Francisco 49ers at 12:09, (1st play from scrimmage 12:03)

- 1-10-SF 30 (12:03) J.Dobbs pass deep left to T.Martin pushed ob at SF 47 for 17 yards (K.Ellis). P9  
*Penalty on TEN, Defensive Too Many Men on Field, declined.*
- 1-10-SF 47 (11:46) (Shotgun) J.Dobbs pass incomplete deep right to F.Darby (T.Gowan).
- 2-10-SF 47 (11:40) (Shotgun) M.Breida left guard to SF 47 for no gain (K.Coburn; C.Murphy). FUMBLES (K.Coburn), recovered by SF-J.Dobbs at SF 43. J.Dobbs to SF 42 for -1 yards (S.Ray).
- 3-15-SF 42 (10:54) (Shotgun) J.Dobbs pass short middle to T.Taylor to TEN 37 for 21 yards (K.Ellis) [S.Ray]. P10  
*Penalty on TEN-G.Jeudy-Lally, Defensive Holding, declined.*
- 1-10-TEN 37 (10:36) J.Dobbs pass short right to J.Tonges to TEN 27 for 10 yards (T.Gowan; S.Carter). P11
- 1-10-TEN 27 (9:54) T.Taylor right end to TEN 6 for 21 yards (S.Carter). R12
- 1-6-TEN 6 (9:13) M.Breida left guard to TEN 6 for no gain (Q.Bohanna, C.Campbell).
- 2-6-TEN 6 (8:35) (Shotgun) **J.Dobbs scrambles right end for 6 yards, TOUCHDOWN.** R13  
TWO-POINT CONVERSION ATTEMPT. J.Dobbs pass to T.Taylor is incomplete. ATTEMPT FAILS.  
*Penalty on SF, Illegal Formation, declined.*

Timeout at 08:26.

SF 13 TEN 17, 8 plays, 70 yards, 3:43 drive, 6:34 elapsed

J.Moody kicks 65 yards from SF 35 to end zone, Touchback to the TEN 30.

## Tennessee Titans at 8:26

- 1-10-TEN 30 (8:26) M.Willis pass deep left to B.Oliver ran ob at SF 45 for 25 yards.  
*PENALTY on TEN, Illegal Formation, 5 yards, enforced at TEN 30 - No Play.*
- 1-15-TEN 25 (8:04) (Shotgun) M.Willis scrambles right guard to TEN 32 for 7 yards (A.Barrett).
- 2-8-TEN 32 (7:29) (Shotgun) M.Willis pass short left to J.Jackson pushed ob at TEN 38 for 6 yards (R.Ya-Sin, J.Mahoney).
- 3-2-TEN 38 (6:52) (Shotgun) M.Willis pass incomplete short middle to S.Schnee.  
*PENALTY on SF-T.Walker, Illegal Contact, 4 yards, enforced at TEN 38 - No Play.*  
*Penalty on SF-T.Walker, Defensive Holding, declined.* X19
- 1-10-TEN 42 (6:47) (Shotgun) H.Haskins up the middle to TEN 45 for 3 yards (R.Beal).
- 2-7-TEN 45 (6:10) (Shotgun) H.Haskins right guard to TEN 46 for 1 yard (E.Turner, T.Bethune).
- 3-6-TEN 46 (5:25) (Shotgun) M.Willis scrambles left end to SF 49 for 5 yards (T.Bethune).
- 4-1-SF 49 (4:37) (Shotgun) J.Small left guard to SF 49 for no gain (J.Garvin; S.Brown).

Timeout at 04:32.

## San Francisco 49ers at 4:32

- 1-10-SF 49 (4:32) M.Breida left tackle to SF 49 for no gain (M.Davidson).
- 2-10-SF 49 (3:57) (Shotgun) J.Dobbs pass short right to T.Martin to TEN 40 for 11 yards (T.Gowan). P14
- 1-10-TEN 40 (3:22) (Shotgun) J.Dobbs pass short left to M.Breida to TEN 35 for 5 yards (K.Ellis).
- 2-5-TEN 35 (2:50) (Shotgun) M.Breida right tackle to TEN 35 for no gain (C.Campbell).
- 3-5-TEN 35 (2:08) (Shotgun) J.Dobbs pass incomplete short middle to T.Taylor.
- 4-5-TEN 35 (2:05) (Shotgun) J.Dobbs sacked at 50 for -15 yards (sack split by K.Coburn and K.Duke).

Two-Minute Warning

## Tennessee Titans at 1:56

- 1-10-50 (1:56) J.Small right end to SF 43 for 7 yards (T.Bethune).  
Timeout #1 by SF at 01:49.
- 2-3-SF 43 (1:49) J.Small left tackle to SF 44 for -1 yards (T.Walker, A.Barrett).

**San Francisco 49ers vs Tennessee Titans at Nissan Stadium**

Timeout #2 by SF at 01:44.

3-4-SF 44 (1:44) J.Small left guard to SF 45 for -1 yards (T.Bethune).

Timeout #3 by SF at 01:39.

4-5-SF 45 (1:39) T.Zentner punts 45 yards to end zone, Center-M.Cox, Touchback.

**San Francisco 49ers at 1:32**

1-10-SF 20 (1:32) (Shotgun) J.Dobbs pass short right to C.Latu to SF 25 for 5 yards (C.Campbell).

2-5-SF 25 (1:15) (No Huddle, Shotgun) J.Dobbs pass short left to T.Martin to SF 35 for 10 yards (G.Jeudy-Lally). P15

1-10-SF 35 (:57) (No Huddle, Shotgun) J.Dobbs pass short right to C.Latu to SF 42 for 7 yards (E.Garror).

2-3-SF 42 (:53) (Shotgun) J.Dobbs pass deep left to T.Taylor to TEN 40 for 18 yards (G.Jeudy-Lally). P16

1-10-TEN 40 (:37) (No Huddle) J.Dobbs spiked the ball to stop the clock.

2-10-TEN 40 (:36) (Shotgun) J.Dobbs pass short right to T.Taylor to TEN 31 for 9 yards (C.Campbell; E.Garror).

3-1-TEN 31 (:20) *PENALTY on SF-D.Nugent, False Start, 5 yards, enforced at TEN 31 - No Play.*

3-6-TEN 36 (:06) (Shotgun) J.Dobbs pass incomplete deep left to T.Martin.

4-6-TEN 36 (:01) (Shotgun) J.Dobbs pass deep left INTERCEPTED by C.Campbell at TEN 1. C.Campbell to TEN 1 for no gain (J.Kirclin).

**END OF QUARTER**

	<b>Score</b>	<b>Time Poss</b>	<b>First Downs</b>				<b>Efficiencies</b>	
			<b>R</b>	<b>P</b>	<b>X</b>	<b>T</b>	<b>3 Down</b>	<b>4 Down</b>
<b>San Francisco 49ers</b>	<b>13</b>	<b>7:51</b>	<b>2</b>	<b>6</b>	<b>0</b>	<b>8</b>	<b>1/3</b>	<b>0/2</b>
<b>Tennessee Titans</b>	<b>17</b>	<b>7:09</b>	<b>1</b>	<b>0</b>	<b>1</b>	<b>2</b>	<b>0/3</b>	<b>0/1</b>

# Miscellaneous Statistics Report

San Francisco 49ers vs Tennessee Titans  
8/10/2024 at Nissan Stadium

## Ten Longest Plays for San Francisco 49ers

Yards	Qtr	Play Start	Play Description
33	2	3-9-SF 3	(4:04) (Shotgun) B.Allen pass deep middle to F.Darby to SF 36 for 33 yards (T.Avery; O.Reese).
21	1	3-9-SF 40	(13:12) (Shotgun) B.Allen pass deep right to R.Bell to TEN 39 for 21 yards (A.Hooker).
21	4	3-15-SF 42	(10:54) (Shotgun) J.Dobbs pass short middle to T.Taylor to TEN 37 for 21 yards (K.Ellis) [S.Ray]. Penalty on TEN-G.Jeudy-Lally, Defensive Holding, declined.
21	4	1-10-TEN 27	(9:54) T.Taylor right end to TEN 6 for 21 yards (S.Carter).
18	1	2-4-TEN 33	(11:59) B.Allen pass deep middle to C.Conley to TEN 15 for 18 yards (R.McCreary).
18	4	2-3-SF 42	(:53) (Shotgun) J.Dobbs pass deep left to T.Taylor to TEN 40 for 18 yards (G.Jeudy-Lally).
17	4	1-10-SF 30	(12:03) J.Dobbs pass deep left to T.Martin pushed ob at SF 47 for 17 yards (K.Ellis). Penalty on TEN, Defensive Too Many Men on Field, declined.
15	3	2-19-SF 37	(10:03) J.Dobbs pass short left to T.Martin to TEN 48 for 15 yards (G.Jeudy-Lally).
13	1	2-10-SF 26	(14:52) J.Mason up the middle to SF 39 for 13 yards (J.Harrell, E.Molden).
12	1	2-10-SF 28	(5:55) B.Allen pass short left to C.Conley to SF 40 for 12 yards (T.Avery; O.Reese).

## Ten Longest Plays for Tennessee Titans

Yards	Qtr	Play Start	Play Description
36	2	3-10-TEN 24	(1:38) (Shotgun) M.Rudolph pass short right to J.Chestnut to SF 40 for 36 yards (C.Robinson).
28	3	1-10-TEN 35	(1:52) (Shotgun) M.Willis right end to SF 37 for 28 yards (S.Womack).
24	1	2-2-SF 34	(1:26) (Shotgun) T.Pollard right end to SF 10 for 24 yards (G.Odum). ** Injury Update: SF-D.Winters has returned to the
22	1	3-10-TEN 36	(2:27) (Shotgun) W.Levis pass short middle to C.Ridley pushed ob at SF 42 for 22 yards (G.Odum). SF-D.Winters was injured
18	2	2-6-SF 29	(7:30) (Shotgun) M.Rudolph pass short left to D.Martin-Robinson pushed ob at SF 11 for 18 yards (R.Ya-Sin; D.Winters).
17	3	1-15-TEN 19	(14:55) (Shotgun) M.Rudolph pass short middle to M.Kinsey to TEN 36 for 17 yards (T.Hawkins).
12	2	2-10-TEN 20	(13:23) (Shotgun) M.Rudolph pass short left to T.Burks to TEN 32 for 12 yards (T.Hawkins).
12	2	3-9-TEN 33	(11:59) (Shotgun) M.Rudolph pass short middle to M.Kinsey to TEN 45 for 12 yards (A.Thomas).
12	2	2-13-SF 47	(9:24) (Shotgun) M.Rudolph pass short left to D.Martin-Robinson pushed ob at SF 35 for 12 yards (R.Ya-Sin).
10	4	2-11-SF 26	(13:37) (Shotgun) M.Willis pass short left to S.Schnee to SF 16 for 10 yards (C.Lucas, T.Bethune).

## Touchdown Scoring Information

		Offense	Defense	Special Teams
<b>VISITOR</b>	San Francisco 49ers	2	0	0
<b>HOME</b>	Tennessee Titans	2	0	0

## Player Scoring Information

Club	Player	TD	Rush TD	Rec TD	KO TD	Punt TD	Int TD	Fum TD	Misc TD	FG	XP	2Pt Rush	2Pt Rec	Sfty	Points
SF	J.Mason	0	1	0	0	0	0	0	0	0	0	0	0	0	6
SF	J.Dobbs	0	1	0	0	0	0	0	0	0	0	0	0	0	6
SF	J.Moody	0	0	0	0	0	0	0	0	0	1	0	0	0	1
TEN	W.Levis	0	1	0	0	0	0	0	0	0	0	0	0	0	6
TEN	T.Spears	0	1	0	0	0	0	0	0	0	0	0	0	0	6
TEN	B.Narveson	0	0	0	0	0	0	0	0	1	0	0	0	0	3
TEN	N.Folk	0	0	0	0	0	0	0	0	0	2	0	0	0	2

## Possession Detail

	First Half		Second Half		Game	
	Visitor	Home	Visitor	Home	Visitor	Home
Largest Lead	7	7	0	10	7	10
Drives Leading	0	2	0	5	0	7
Time of Possession Leading	0:00	10:29	0:00	17:42	0:00	28:11
Largest Deficit	-7	-7	-10	0	-10	-7
Drives Trailing	2	1	5	0	7	1
Time of Possession Trailing	4:27	3:16	12:18	0:00	16:45	3:16
Times Score Tied Up		1		0		1
Lead Changes		2		0		2

# Playtime Percentage

Percent of playtime per player on offense, defense and special teams (Unofficial)

## San Francisco 49ers

## Tennessee Titans

		San Francisco 49ers				Tennessee Titans								
		Offense		Defense	Special Teams		Offense		Defense	Special Teams				
T.Martin	WR	39	70%		4	21%	L.Simmons	G	57	80%	2	11%		
T.Taylor	WR	36	64%		5	26%	G.Christian	T	46	65%	2	11%		
C.Latu	TE	34	61%		9	47%	D.Martin-Robinson	TE	38	54%	6	32%		
J.Kingston	T	31	55%		1	5%	D.Brunskill	C	30	42%	2	11%		
I.Alarcon	T	31	55%				A.Rupcich	T	30	42%	2	11%		
J.Dobbs	QB	31	55%				J.Duncan	T	30	42%	2	11%		
D.Nugent	C	31	55%				M.Rudolph	QB	30	42%				
S.Gutierrez	T	31	55%				M.Kinsey	WR	28	39%				
F.Darby	WR	29	52%		5	26%	J.Ojukwu	T	27	38%	2	11%		
M.Breida	RB	27	48%				C.Levin	C	27	38%	2	11%		
D.Puni	G	25	45%		1	5%	C.Spencer	G	27	38%	2	11%		
C.Hubbard	T	25	45%		1	5%	M.Willis	QB	27	38%				
B.Allen	QB	25	45%				S.Schnee	RB	27	38%				
N.Zakelj	G	25	45%				T.Odukoya	TE	26	37%	9	47%		
R.Bell	WR	24	43%		3	16%	J.Small	RB	25	35%	1	5%		
L.Kidd	G	23	41%				K.Philips	WR	23	32%				
B.Bartch	G	22	39%		1	5%	N.Westbrook	WR	21	30%	3	16%		
C.Schrader	RB	18	32%		7	37%	N.Westbrook-Ikhine	WR	21	30%	3	16%		
E.Saubert	TE	17	30%		8	42%	J.Chestnut	RB	20	28%	7	37%		
C.Conley	WR	17	30%				K.Jackson	WR	19	27%	3	16%		
B.Willis	TE	16	29%		8	42%	J.Jackson	WR	18	25%	7	37%		
B.Parker	T	14	25%				B.Oliver	WR	18	25%	3	16%		
J.Tonges	TE	11	20%		7	37%	S.Stilianos	TE	16	23%	2	11%		
A.Banks	G	11	20%		1	5%	T.Burks	WR	15	21%				
C.McKivitz	T	11	20%		1	5%	P.Skoronski	T	14	20%	2	11%		
J.Mason	RB	11	20%				N.Petit-Frere	T	14	20%	2	11%		
J.Kirklin	WR	1	2%		4	21%	D.Radunz	T	14	20%	2	11%		
R.Green	DB			61	86%	7	37%	J.Latham	T	14	20%	2	11%	
R.Beal	DE			51	72%	3	16%	L.Cushenberry	C	14	20%			
R.Ya-Sin	CB			50	70%	5	26%	W.Levis	QB	14	20%			
M.Mustapha	DB			46	65%	10	53%	H.Haskins	RB	12	17%	7	37%	
A.Barrett	DE			46	65%	2	11%	B.Dooley	T	11	15%			
T.McGill	DT			42	59%	3	16%	T.Boyd	WR	11	15%			
C.Robinson	LB			37	52%	8	42%	C.Ridley	WR	9	13%			
D.Winters	LB			36	51%	8	42%	C.Okonkwo	TE	8	11%	3	16%	
S.Womack	CB			36	51%	5	26%	T.Pollard	RB	8	11%			
J.Garvin	LB			35	49%	2	11%	J.Whyle	TE	7	10%	3	16%	
T.Bethune	LB			34	48%	9	47%	T.Spears	RB	6	8%			
E.Anderson	DT			34	48%	2	11%	C.Campbell	LB		45	80%	5	26%
J.Graham	LB			33	46%	11	58%	M.Davidson	DT		42	75%	1	5%
T.Hawkins	SS			30	42%	11	58%	G.Jeudy-Lally	DB		32	57%	5	26%
K.Davis	DT			30	42%	1	5%	J.Williams	LB		31	55%	10	53%
S.Brown	DT			28	39%	1	5%	K.Coburn	NT		29	52%		
J.Mahoney	DB			27	38%	5	26%	E.Garror	CB		28	50%	1	5%
A.Thomas	CB			25	35%	1	5%							

C.Lucas	CB	23	32%	8	42%	S.Carter	FS	27	48%	7	37%
E.Turner	LB	20	28%	8	42%	J.Brownlee	DB	25	45%	7	37%
G.Odum	FS	14	20%	6	32%	T.Gowan	CB	25	45%		
J.Brown	SS	14	20%	2	11%	K.Ellis	DB	23	41%		
T.Walker	FS	11	15%			J.Harrell	LB	20	36%	8	42%
Y.Gross-Matos	LB	10	14%	1	5%	T.McLendon	DE	20	36%		
K.Givens	DT	8	11%	1	5%	R.Weaver	LB	19	34%	5	26%
T.Pepper	LS			6	32%	E.Molden	CB	19	34%	5	26%
M.Plinc	TE			5	26%	C.Murphy	LB	19	34%	3	16%
P.Harvin	P			5	26%	K.Duke	DE	19	34%		
J.Moody	K			4	21%	M.Brown	FS	18	32%	10	53%
K.Vaughn	RB			2	11%	R.McCreary	CB	16	29%	2	11%
M.Wishnowsky	P			1	5%	T.Avery	CB	15	27%	7	37%
						O.Reese	LB	14	25%	9	47%
						M.Jackson	SS	14	25%	7	37%
						S.Ray	LB	13	23%	1	5%
						T.Rush	LB	12	21%	9	47%
						T.Sweat	NT	12	21%	1	5%
						Q.Bohanna	DT	12	21%		
						K.Murray	LB	11	20%	1	5%
						K.Murray Jr.	LB	11	20%	1	5%
						S.Joseph	DT	11	20%	1	5%
						J.Gibbens	LB	11	20%	1	5%
						A.Hooker	FS	11	20%	1	5%
						A.Key	LB	10	18%		
						R.Javier	DB	7	12%	3	16%
						I.Iton	DT	6	11%		
						N.Folk	K			6	32%
						M.Cox	LS			6	32%
						T.Zentner	P			6	32%
						B.Narveson	K			2	11%
						L.Gifford	LB			1	5%