



MIAMI DOLPHINS WEEKLY RELEASE

PRESEASON WEEK 4 • MIAMI DOLPHINS (2-1) AT NEW ORLEANS SAINTS (2-1)

THURSDAY, AUG. 29, 2019 | 8 PM ET | MERCEDES-BENZ SUPERDOME | NEW ORLEANS, LA.





2019 MIAMI DOLPHINS SCHEDULE

PRESEASON

DATE	OPPONENT	STADIUM	TIME/ RESULT	NETWORK	RADIO	PRESENTING SPONSOR	GAME THEME
Thurs., Aug. 8	Atlanta	Hard Rock Stadium	W, 34-27	WFOR CBS4	560 WQAM KISS 99.9		Play Football
Fri., Aug. 16	at Tampa Bay	Raymond James Stadium	L, 14-16	WFOR CBS4	560 WQAM KISS 99.9		
Thurs., Aug. 22	Jacksonville	Hard Rock Stadium	W, 22-7	FOX	560 WQAM KISS 99.9		Play Football
Thurs., Aug. 29	at New Orleans	Mercedes-Benz Superdome	8 p.m.	WFOR CBS4	560 WQAM KISS 99.9		

REGULAR SEASON

DATE	OPPONENT	STADIUM	TIME/ RESULT	NETWORK	RADIO	PRESENTING SPONSOR	GAME THEME
Sun., Sept. 8	Baltimore	Hard Rock Stadium	1 p.m.	CBS	560 WQAM KISS 99.9		Kickoff Weekend
Sun., Sept. 15	New England	Hard Rock Stadium	1 p.m.	CBS	560 WQAM KISS 99.9	Publix	Hispanic Heritage
Sun., Sept. 22	at Dallas	AT&T Stadium	1 p.m.	FOX	560 WQAM KISS 99.9		
Sun., Sept. 29	L.A. Chargers	Hard Rock Stadium	1 p.m.	CBS	560 WQAM KISS 99.9		Alumni Game
Sun., Oct. 13	Washington	Hard Rock Stadium	1 p.m.	FOX	560 WQAM KISS 99.9	UNIVERSITY OF MIAMI Sylvester LIBRARY OF HUMAN HEALTH SYSTEM	Crucial Catch
Sun., Oct. 20	at Buffalo	New Era Field	1 p.m.	CBS	560 WQAM KISS 99.9		
Mon., Oct. 28	at Pittsburgh	Heinz Field	8:15 p.m.	ESPN	560 WQAM KISS 99.9		
Sun., Nov. 3	N.Y. Jets	Hard Rock Stadium	1 p.m.	CBS	560 WQAM KISS 99.9	Hard Rock Hotel	Fantennial
Sun., Nov. 10	at Indianapolis	Lucas Oil Stadium	4:05 p.m.	CBS	560 WQAM KISS 99.9		
Sun., Nov. 17	Buffalo	Hard Rock Stadium	1 p.m.*	CBS	560 WQAM KISS 99.9		Salute to Service
Sun., Nov. 24	at Cleveland	FirstEnergy Stadium	1 p.m.*	CBS	560 WQAM KISS 99.9		
Sun., Dec. 1	Philadelphia	Hard Rock Stadium	1 p.m.*	FOX	560 WQAM KISS 99.9	pepsi	Play60
Sun., Dec. 8	at N.Y. Jets	MetLife Stadium	1 p.m.*	CBS	560 WQAM KISS 99.9		
Sun., Dec. 15	at N.Y. Giants	MetLife Stadium	1 p.m.*	CBS	560 WQAM KISS 99.9		
Sun., Dec. 22	Cincinnati	Hard Rock Stadium	1 p.m.*	CBS	560 WQAM KISS 99.9		Thank You Fans
Sun., Dec. 29	at New England	Gillette Stadium	1 p.m.*	CBS	560 WQAM KISS 99.9		



**UNIVISION
DEPORTES**
RADIO 1140 AM

All Dolphins games can be heard on 560 The Joe and Kiss 99.9, the flagship stations of the Miami Dolphins Radio Network. Dolphins.com and throughout South and Central Florida on stations that make up The Miami Dolphins Radio Network. In addition to the game broadcasts, the stations will feature expanded pre-, halftime and postgame shows. Dolphins fans who tune into 560 The Joe will have the opportunity to listen to live broadcasts of Head Coach Brian Flores' day-after game press conferences and "Dolphins Friday," a day of Dolphins' centric-content on the station featuring interviews with players, coaches, and team executives. Fans can also listen to the Dolphins in Spanish on Univision Deportes Radio WQBA 1140 AM.

WFOR-TV, CBS4 will once again be the preseason home of the Dolphins. Three of the four preseason contests will be shown on the CBS affiliate in the Miami-Ft. Lauderdale market.

Fans can visit [Ticketmaster](https://www.ticketmaster.com), the Official Ticketing Partner of the Dolphins and Hard Rock Stadium or Dolphins.com to purchase single-game tickets. To learn more about becoming a Member of the Dolphins and guarantee the best ticket price and location, call 1-888-FINS-TIX or visit [Dolphins.com](https://www.dolphins.com).



PRESEASON WEEK 4: NEW ORLEANS TABLE OF CONTENTS

MEDIA INFORMATION	2-3
HARD ROCK STADIUM	4-5
NEW BAPTIST HEALTH TRAINING COMPLEX	6-7
SUPER BOWL LIV	8
JUNIOR DOLPHINS	9
DOLPHINS IN THE COMMUNITY	10-12
NFL HUDDLE FOR 100	13
IN MEMORIAM – LB NICK BUONICONTI	14
DOLPHINS NOTES	15-20
WHAT TO LOOK FOR IN 2019	21-22
DOLPHINS & SAINTS CONNECTIONS	23
THE LAST MEETING AGAINST THE SAINTS	24
FREE AGENCY TRACKER	25
2019 ROOKIE CLASS	26
PRESEASON TELEVISION	27
RADIO	28
DEPTH CHART	31
PRONUNCIATION GUIDE	32
TRANSACTIONS	32-33
ROSTERS	34-37
PRACTICE SQUAD ELIGIBILITY	38
2019 PRESEASON STATS	41-44
2018 REGULAR SEASON STATS	45-63
GAME SUMMARIES	67-69
LAST WEEK'S GAME BOOK	70-89
EXECUTIVE BIOS	93-95
HEAD COACH BRIAN FLORES	95-96
COACH BIOS	97-98
PLAYER BIOS	99-268



WEEKLY MEDIA SCHEDULE: PRESEASON WEEK 4 AT NEW ORLEANS

24 SAT	25 SUN	26 MON	27 TUE	28 WED	29 THU	30 FRI
No media availability	Head Coach Brian Flores 10:20 a.m. (media work room) Practice* 10:45 a.m. Players 12:15 p.m. (open locker room)	Head Coach Brian Flores 10:35 a.m. (media work room) Practice* 11:10 a.m. Players 1:15 p.m. (open locker room)	Head Coach Brian Flores 10:35 a.m. (media work room) Practice* 11:10 a.m. Players 1:15 p.m. (open locker room)	No media availability	Preseason Week 4 at New Orleans 8 p.m. ET TV - WFOR CBS4	No media availability

* Practice will be open to media for approximately 30 minutes

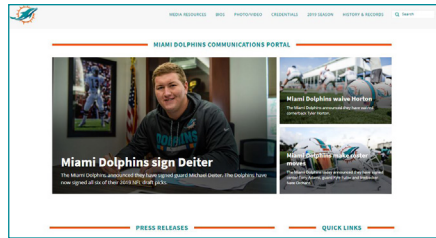
DOLPHINS ON THE AIR

TV:	WFOR-TV (CBS 4 - Miami-Ft. Lauderdale) WPEC-TV (West Palm Beach) WBBH-TV (Ft. Myers) WDRQ-TV (Orlando)	
Broadcasters:	Dick Stockton – Play-By-Play Bob Griese – Color Analyst Jason Taylor – Color Analyst Kim Bokamper – Sideline	
Local Radio:	Dolphins Radio Network KISS 99.9-FM WQAM 560-AM	
Broadcasters:	Jimmy Cefalo – Play-By-Play Joe Rose – Color Analyst	
Spanish Radio:	Dolphins Spanish Radio WQBA-1140 AM	
Broadcasters:	Roly Martin – Play-By-Play Eduardo Martell – Color Analyst	

MIAMI DOLPHINS MEDIA WEBSITE

media.miamidolphins.com

The Miami Dolphins media website features everything a media member needs to cover the team. Visitors can find transcripts, press releases, weekly releases, credentials, notes, flip cards, an archive of old media guides and gamebooks and more by visiting media.miamidolphins.com.



COMMUNICATIONS DEPARTMENT



JASON JENKINS
Sr. Vice President, Communications & Community Affairs

O: 954-452-7174
JJenkins@dolphins.com



MATT TAYLOR
Sr. Director of Football Communications

O: 954-452-7179
MattTaylor@dolphins.com



THERESA GARNER
Corporate Communications Senior Manager

O: 305-943-1451
TGarnier@dolphins.com



BRETT BRECHEISEN
Football Communications Manager

O: 954-452-7190
BBrecheisen@dolphins.com



RENZO SHEPPARD
Football Communications Manager

O: 954-452-7144
RSheppard@dolphins.com



SYDNEY WADE
Football Communications Manager

O: 954-452-7198
SWade@dolphins.com



PAOLA ARGUETA
Corporate Communications Staff Assistant

O: 305-943-6703
PArgueta@dolphins.com



VIRA HALIM
Football Communications Staff Assistant

O: 954-452-7177
VHalim@dolphins.com



MIAMI DOLPHINS MEDIA WORKROOM ACCESS & PARKING INFORMATION FOR THE 2019 SEASON

As a reminder, the workroom for accredited media covering the Miami Dolphins is located behind the Dolphins Pro Shop at the Baptist Health Training Facility at Nova Southeastern University. Access to the media workroom is granted by the Communications Staff to members of the media upon their arrival at training camp.

Parking passes are distributed by the Communications Department. The passes **need to be clearly displayed** to gain entry into the media parking areas. Media parking is available at the Nova Southeastern University Medical School garage (HPD Garage), which is next to the Dolphins Pro Shop, and located near the intersection of University Drive and S.W. 30th Street, between Griffin Road and I-595. Access to this garage is off University Drive and S.W. 30th Street. In the event the HPD Garage is full, the overflow media parking will be in the AUX Parking Lot next to the NOVA Softball fields.

PLEASE NOTE – ALL MEDIA ARE ASKED TO PARK ON THE SECOND FLOOR OF THE HPD GARAGE. PARKING ON THE FIRST FLOOR IS RESERVED FOR NOVA PATIENTS ONLY. THE GARAGE WILL BE MONITORED BY NOVA AND THOSE WHO PARK ON THE FIRST FLOOR WILL BE TICKETED.

PLEASE PREARRANGE ALL LIVE TRUCK PARKING through the Miami Dolphins Communications Department.

DIRECTIONS TO PARKING GARAGE AT NOVA SOUTHEASTERN UNIVERSITY

FROM I-95 OR FLORIDA'S TURNPIKE

- Exit at I-595; proceed west to University Drive exit
- Turn left (south) onto University Drive
- Proceed to S.W. 30th Street (Abe Fischler Blvd.) turn left (east)
- Proceed past the Miami Dolphins facility to Ray Ferrero Jr. Blvd.
- Turn right and parking garage will be on your right.

UNIVERSITY DRIVE

- From north of I-595
- Take University Drive south past I-595 to S.W. 30th Street (Abe Fischler Blvd.) turn left (east).
- Proceed past the Miami Dolphins facility to Ray Ferrero Jr. Blvd.
- Turn right and parking garage will be on your right.

FROM SOUTH OF GRIFFIN ROAD

- Take University Drive north past Griffin Road to S.W. 30th Street (Abe Fischler Blvd.) turn right (east)
- Proceed past the Miami Dolphins facility to Ray Ferrero Jr. Blvd.
- Turn right and parking garage will be on your right.





HARD ROCK STADIUM

A Global Entertainment Destination




HISTORY & TRADITION

Hard Rock Stadium is a multi-purpose, open-air complex that recently completed a multi-year renovation that transformed the venue to an epicenter of culture, innovation and spectacle. Home to the Miami Dolphins, University of Miami college football, the Capital One Orange Bowl game, Jazz in the Gardens, Rolling Loud and the Miami Open presented by Itaú, Hard Rock Stadium features world-class entertainment through its versatility in hosting a wide variety of events. The stadium has hosted five Super Bowls (XXIII, XXIX, XXXIII, XLI and XLIV), the 2010 NFL Pro Bowl and four BCS National Championship Games (2001, 2005, 2009 and 2013). El Clasico Miami, the first meeting of soccer giants Real Madrid and Barcelona in North America, was hosted at the venue in 2017. Hard Rock Stadium regularly hosts the Brazil Men's National Soccer Team for a series of matches, and the venue has showcased Drone Racing League since the launch of the franchise. The facility will host its sixth Super Bowl when Super Bowl LIV is played at Hard Rock Stadium on Feb. 2, 2020. The venue additionally will host the 2021 College Football Playoff National Championship.

DESIGN

Hard Rock Stadium is a global entertainment destination that recently completed a \$755 million, multi-year renovation privately funded by Managing General Partner & Chairman of the Board Stephen Ross to transform the iconic venue into the best Miami has to offer in world-class fare, art, culture and an elevated guest experience. Every aspect of the facility was touched during the renovation. New seating experiences were introduced within the bowl as well as five new premium clubs. The renovation brought four high-definition video boards and the installation of a state-of-the-art canopy that keeps as many as 91 percent of guests in the shade. Remodeled, modernized suites throughout the stadium offer a more intimate club space with improved amenities and food, as well as the addition of theatre boxes and four new corner clubs. The venue boasts remodeled suites with improved amenities and food as well as new landscaping bringing nearly 37,000 new trees and shrubs to the exterior of the stadium.





ART

Hard Rock Stadium partnered with Goldman Global Arts (GGA) for one of the world's largest indoor street art galleries. Stephen Ross, inspired by the murals that adorn Wynwood Arts District, tapped GGA for the curation of 19 murals by 18 artists from 10 different countries to transform the facility into a vibrant, monumental public art experience. The landmark #ArtUnexpected project looks to create an artistic legacy and cement Hard Rock Stadium as an iconic, world-class venue that reflects Miami's cultural significance in music, sports, entertainment and the arts.

WORLD-CLASS FARE

Hard Rock Stadium embarked on a journey of listening to guests and asking what they prefer for their palate on game day. Years later, this commitment to bring fresh, diverse flavor to guests remains strong. An emphasis is placed on innovative, local cuisine, and together with hospitality provider Centerplate, the venue curates an unparalleled food and beverage experience throughout the facility to all guests.

GUEST EXPERIENCE

Hard Rock Stadium at every turns seeks to deliver an elevated guest experience that is unparalleled in professional sports. The venue and staff cherish the opportunity to be positive memory makers through the Hard Rock Stadium Promise to Care, Know and Connect. The facility and its staff consistently improve through the NFL's annual "Voice of the Fan" industry wide survey to measure satisfaction and success.



TECHNOLOGY

Hard Rock Stadium maintains a commitment to providing its guests with the most innovative technology. With the recent 5G installation in partnership with Verizon, Hard Rock Stadium sits at the forefront of technological advancements and strives to make each experience for its guests as seamless and user-friendly as possible.

SUSTAINABILITY

Hard Rock Stadium has a commitment to reduce the facility's carbon footprint. The venue sustains a high diverted waste percentage annually through innovative sustainability efforts that include recycling, composting through liquid food digesters and bio digesters as well as in converting kitchen oil recovered into bio fuel and thus renewable energy, sourcing products from local farms, installing LED field lights that reduced energy use by as much as 75%, donating food by the tonnage after events to local missions, a no plastic straw policy, employments of waterless urinals and touchless sensor faucets and the deployment of mobile tickets. Hard Rock Stadium is a proud member of the Green Sports Alliance.





NEW BAPTIST HEALTH TRAINING COMPLEX



MIAMI DOLPHINS BREAK GROUND ON \$135 MILLION STATE-OF-THE-ART TRAINING COMPLEX AND SPORTS PERFORMANCE CLINIC IN PARTNERSHIP WITH BAPTIST HEALTH

Extension of multi-year partnership brings newly constructed venue and sports performance clinic to Miami Gardens

MIAMI GARDENS, Fla. – The Miami Dolphins announced the extension of a multi-year partnership with Baptist Health to construct a state-of-the-art training complex and sports performance clinic in Miami Gardens, Fla. The \$135 million newly named Baptist Health Training Complex will open in Spring 2021.

The partnership with Baptist Health is an extension of a decades-long relationship with the Miami Dolphins, with the entity serving as the Official Sports Medicine Provider as well as the Official Wellness Provider of the Miami Dolphins. Baptist Health also is a proud partner of the Miami Dolphins Foundation working together on a series of initiatives around the health and safety of South Florida students, coaches and parents to grow youth football participation in South Florida.



“We’re excited to bring the home of the Miami Dolphins players and coaches to Miami Gardens and back to Miami-Dade County,” Miami Dolphins Chief Executive Officer Tom Garfinkel said. “The Baptist Health Training Complex will be a state-of-the-art football facility with Baptist Health providing a world-class sports performance clinic available to the public so people can have access to the same care the players get.”



NEW BAPTIST HEALTH TRAINING COMPLEX



The 217,200 square-foot complex (125,000 square-foot training facility and 92,200 square-foot indoor field) is more than 50,000 square feet larger than the team's current facility. The Baptist Health Training Complex will house an innovation hub for new technology, spatial computing and a walkthrough space, a state-of-the-art hydrotherapy area, fuel bar, dedicated recovery area including cryotherapy and isolation tanks, an athletic training room with expansive rehabilitation space, meeting rooms with direct access to the fields, a two-story weight room with a cardio deck, locker rooms, equipment space, dining hall, auditorium, an outdoor practice area with two full natural grass fields, full indoor practice facility, a lobby with a grand staircase, office area, press area, fan amenities and a broadcast area.



"We are so proud to continue our long-standing partnership with the Miami Dolphins and look forward to the completion of the Baptist Health Training Complex," said Nelson Lazo, chief executive officer, Doctors Hospital and Miami Orthopedics & Sports Medicine Institute, part of Baptist Health. "Coming together to create a powerful health and wellness facility will greatly benefit fans and our entire community."





— SUPER BOWL LIV —

LIVE IT MIAMI

02.02.20





JUNIOR DOLPHINS

The Junior Dolphins program encourages youth players and coaches to teach, learn and play football in a fun and safe environment. The Junior Dolphins program is designed to give kids access to learn the fundamentals of football using the NFL's top resources. To grow the game, the Junior Dolphins program works to educate coaches, parents and youth on the health and safety of football with a strong emphasis on character development. Junior Dolphins is building the next generation of Dolphins fans.



COACHING ACADEMY

The Junior Dolphins are committed to educating and preparing coaches to meet the needs of our South Florida youth football players both on and off the field. The Junior Dolphins host an annual coaches clinic which offers classroom and on-field sessions focused on game and practice techniques, motivational tools and core football competencies and supports USA Football by helping coaches become Heads Up Football certified.



COMMUNITY

The Junior Dolphins program works to strengthen and empower the South Florida youth football community through several initiatives including youth and high school practice visits, equipment donations, weekly awards, The Audible: Football Fridays pregame show and supporting UHealth's county-wide concussion program in all Miami-Dade high schools.



CAMPS

The Junior Dolphins non-contact camp experience allows players of all levels to learn the fundamentals of the game, work on their football skills and play the game of football in a fun and safe environment.



PARTNER LEAGUES

The Dolphins Flag Football League (DFFL) and Junior Dolphins League Program focuses on giving athletes an opportunity to compete in the South Florida area. The DFFL is designed to give high school flag football players a place to expand their skills and the competitive league offers another opportunity to play organized games. The Junior Dolphins League Program strives to help local youth football organizations teach, learn, and play the game in a fun safe environment.



MIAMI DOLPHINS IN THE COMMUNITY

The Miami Dolphins are committed to leveling the playing field through the power of teamwork to inspire a healthier, more educated and united South Florida community. Together our players, cheerleaders, alumni, staff and partners are dedicated to being difference-makers in our community.



DOLPHINS CANCER CHALLENGE

The Dolphins Cancer Challenge raises critical funds for cancer research at Sylvester Comprehensive Cancer Center and has raised more than \$32 million dollars.



FINS WEEKEND

Fins Weekend is dedicated to improving education outcomes by raising money for mentoring and scholarship programs.



NAT MOORE SCHOLARSHIP & GRANT ENDOWMENT PROGRAM

The Nat Moore Scholarship & Grant Endowment Program's mission is to provide the youth of Miami-Dade, Broward, Palm Beach and Monroe counties with the financial resources needed to pursue avenues of education and training for employment readiness. Both the scholarship and the grant are expressly designed to bolster efforts to bridge a gap between receiving financial assistance and obtaining a degree or vocational diploma.



FOOTBALL UNITES™

Through FOOTBALL UNITES™, the Miami Dolphins believe it is important to be inclusive of the diversity and aware of the intersections that make up South Florida, uniting groups of different races, genders, sexual orientations, identities, abilities and faith around the power of football.



SPECIAL TEAMS

The purpose of the Miami Dolphins Special Teams program is to enlist, inspire and mobilize citizens of South Florida to be difference makers in the community through service.



SALUTE TO SERVICE

The Miami Dolphins are committed to better serving our nation's veterans, active duty service members and their families, in year-round programming built around helping them transition to civilian life by events around uniting and appreciating. The programming is tied to the Dolphins community mission and aligns with the NFL's Salute to Service platform and its partners.



MIAMI DOLPHINS IN THE COMMUNITY



MIAMI DOLPHINS ANNOUNCE PARTNERSHIP WITH MIAMI-DADE COUNTY PUBLIC SCHOOLS THROUGH VALUES MATTER MIAMI

MIAMI GARDENS, FLA. – As part of the Miami Dolphins’ educational pillar and its FOOTBALL UNITES™ program, the Miami Dolphins announced a partnership with Miami-Dade County Public Schools (M-DCPS) through Values Matter Miami, a series of initiatives designed to promote education and values among its students. The announcement took place on Friday, Aug. 23 at Miami Carol City Senior High School with M-DCPS Superintendent Alberto M. Carvalho, School Board Member Dr. Steve Gallon III, Miami Dolphins Senior Vice President of Communications & Community Affairs Jason Jenkins and Miami Dolphins Alumnus Troy Drayton.

Values Matter Miami is M-DCPS’ exciting values education program. Over the past four years, it has engaged students in actively learning about nine core values, - Respect, Honesty, Kindness, Fairness, Integrity, Citizenship, Cooperation, Responsibility and Pursuit of Excellence - inside and outside of the classroom.

“This partnership is a testament to the commitment of the Miami Dolphins beyond the football field,” Superintendent of Schools Alberto M. Carvalho said. “Values Matter Miami, which promotes and recognizes exemplary behavior, is part of our ongoing effort to empower students to make positive decisions based on core values, enabling them to make lasting contributions to our community.”

As part of the partnership, Superintendent Carvalho and the Miami Dolphins created a Values Matter Miami PSA that can be found [here](#). In addition, Miami Dolphins, players, alumni, cheerleaders and staff took part in monthly PSAs, highlighting each value associated with the program. Starting in September, the Dolphins will recognize a student each month that best exemplifies each value in a special ceremony. The Audible: Football Fridays will feature Values Matter Miami when Miami Carol City Senior High School faces off against Deerfield Beach High School at Traz-Powell Stadium, Saturday, August 24. In addition, the Dolphins will partner with M-DCPS on the NFL’s My Cause My Cleats initiative through a special contest with a student designing a special “Values Matter Miami” cleat that will be worn by a Dolphins player against the Philadelphia Eagles on December 1 at Hard Rock Stadium. Lastly, the Dolphins will help sponsor the Values Matter Miami Awards Ceremony in May.

“The Miami Dolphins are proud to strengthen our relationship with M-DCPS by supporting the Values Matter Miami Program to directly impact the students of Miami-Dade County,” Miami Dolphins Senior Vice President of Communications & Community Affairs Jason Jenkins said. “Positive values are paramount to a great educational environment and we wanted to highlight this great program that promotes the great work done every day by students, teachers and administrators.”

These initiatives align with the organization’s goal to level the playing field through the power of teamwork to inspire a healthier, more educated and united South Florida community. Dolphins Chairman of the Board & Managing General Partner Stephen Ross and Dolphins players created the FOOTBALL UNITES™ program as a way to bring positive social change. The Miami Dolphins organization believes it is important to be inclusive of the diversity and aware of the intersections that make up South Florida, uniting groups of different races, genders, sexual orientations, identities, abilities and faiths around the power of football. These programs connect to the NFL’s Inspire Change platform, showcasing the collaborative efforts of players, owners and the league to create positive change in communities across the country and work with RISE – the Ross Initiative in Sports for Equality – to eliminate racial discrimination, champion social justice and improve race relations.

Information on the FOOTBALL UNITES™ program can be found [here](#). To learn more about RISE, visit [here](#).



MIAMI DOLPHINS IN THE COMMUNITY



MIAMI DOLPHINS TO HOST "THE AUDIBLE: FOOTBALL FRIDAYS" AT MIAMI-DADE, BROWARD AND PALM BEACH HIGH SCHOOL FOOTBALL GAMES FOR THIRD CONSECUTIVE YEAR

MIAMI GARDENS, FLA. – The Miami Dolphins will continue to travel to high school games across Miami-Dade, Broward and Palm Beach counties as part of "The Audible: Football Fridays." Dolphins alumni Kim Bokamper and Joe Rose will host the 30-minute pregame show for the third consecutive year, promoting high school football in the tri-county area and previewing the upcoming Dolphins game. Viewers can watch the broadcast on Facebook Live, Twitter and YouTube. In addition, the Dolphins will now incorporate signature NFL Community initiatives into the broadcast and games for the first time, including popular programs like My Cause, My Cleats, Salute to Service and Crucial Catch. As part of this NFL collaboration, each team will receive custom shirts and branding prior to the game.

"The Audible: Football Fridays" kicked off on Aug. 24 with Miami Carol City facing off against Deerfield Beach in the first game of the Best of Dade (GMAC) vs. Best of Broward (BCAA) Football Showcase. The game will highlight signature programs for both counties, with the Miami Carol City team receiving co-branded shirts in support of Miami-Dade County Public Schools' Values Matter initiative and Deerfield Beach receiving co-branded Broward County Athletic Association shirts. The Audible will then travel to St. Thomas Aquinas as they take on Bergen Catholic (N.J.) in "Football Fridays" first ever national game on Aug. 31. Week 3 will see Miami Carol City playing against Miami Central on Sept. 6, and Week 4 will feature University School at Western. Future games will be determined at a later date.

"The Audible: Football Fridays' is another great Junior Dolphins initiative that showcases South Florida coaches and players in partnership with the Broward County Athletic Association, Greater Miami Athletic Conference and Palm Beach County Sports Commission," Miami Dolphins Senior Vice President of Communications and Community Affairs Jason Jenkins said. "We're also excited to expand the NFL Community campaigns to the high school level this season and continue to champion these meaningful causes."

"The Broward County Athletic Association is proud of our partnership with the Miami Dolphins. Together, we are creating an opportunity to reemphasize the importance of sportsmanship while showcasing the phenomenal football players, teams and coaches within the South Florida area. "The Audible" is just another example of the innovative partnership that we have built over the past decade," Broward County Public Schools Director of Athletics and Student Activities Shawn Cerra said.

"Miami Dade County Public Schools is pleased to continue collaborating with the Miami Dolphins organization to create a platform to showcase our students and exemplary programs," Miami-Dade County Public Schools Assistant Superintendent Steffond Cone said. "The "Audible" affords the opportunity build students' character and highlight their rich athletic talents."

The Junior Dolphins program encourages youth players and coaches to teach, learn and play football in a fun and safe environment. The Junior Dolphins program is designed to give kids access to learn the fundamentals of football using the NFL's top resources. To grow the game, the Junior Dolphins program will work to educate coaches, parents and youth on the health and safety of football with a strong emphasis on character development. Junior Dolphins is building the next generation of Dolphins Fans.

"THE AUDIBLE: FOOTBALL FRIDAYS" HIGH SCHOOL GAMES

DATE/TIME	GAME	INITIATIVE	LOCATION
8/24, 4 p.m.	Miami Carol City vs. Deerfield Beach	Best of Dade vs. Best of Broward	Traz-Powell Stadium
8/31, 7 p.m.	St. Thomas Aquinas vs. Bergen Catholic (NJ)	My Cause, My Cleats	St. Thomas Aquinas
9/6, 7:30 p.m.	Miami Carol City vs. Miami Central	Salute to Service	Traz-Powell Stadium
9/13, 6 p.m.	University School vs. Western	Salute to Service	Western High School



NFL HUDDLE FOR 100

As part of the NFL 100 celebration, the NFL is inviting every club and its fans to Huddle for 100, an effort to inspire 1 million people to volunteer 100 minutes of their time to make a lasting difference in their communities.



Throughout the Huddle for 100 initiative, the NFL will give participating fans the chance to win a variety of prizes, including game tickets, team gear or a donation to a charity they select when they track their participation. Fans can track their volunteer efforts on social media using both the #DolphinsHuddleFor100 and #Sweepstakes hashtags.

Dolphins Huddle for 100:

Through the Dolphins Huddle for 100 initiative, the Miami Dolphins are working to level the playing field through the power of teamwork to inspire a healthier, more educated and united South Florida community.

1. Find a volunteer opportunity at miamidolphins.com/volunteernow
2. Volunteer and take photos
3. Post your volunteer photos on social media using #DolphinsHuddlefor100 and tag the @NFL and @MiamiDolphins



BACK-TO-SCHOOL SHOE-SHOPPING SPREE WITH HIS HOUSE CHILDREN'S HOME

Miami Dolphins players Andrew Van Ginkel, Davon Godchaux, Charles Harris, Xavien Howard, Raekwon McMillan, Eric Rowe and Christian Wilkins, alumni Larry Ball, Chris Conlin, Troy Drayton, Jim Jensen, OJ McDuffie, Adewale Ogunleye and Ed Perry, cheerleaders and front office staff along with members of the Miami Dolphins Women's Organization (MDWO) assisted 80 local youth from His House Children's Home, a foster care residential facility in Miami Gardens, on a back to school shoe-shopping spree at DSW Designer Shoe Warehouse on Sunday, Aug. 11.



CARDS OF ENCOURAGEMENT

The Miami Dolphins had season-ticket members, coaches, players and front office staff volunteer to write cards of encouragement for local law enforcement and military at the Dolphins Baptist Health South Florida Training Facility at Nova Southeastern University.



MEAL PACK

The Miami Dolphins hosted a meal pack with Feeding South Florida at Hard Rock Stadium. The event allowed fans the opportunity to pack meals for members of the South Florida community to help in the effort to end hunger.

Weekly Dolphins Huddle for 100 Progress Tracker:

(as of Aug. 23, 2019)

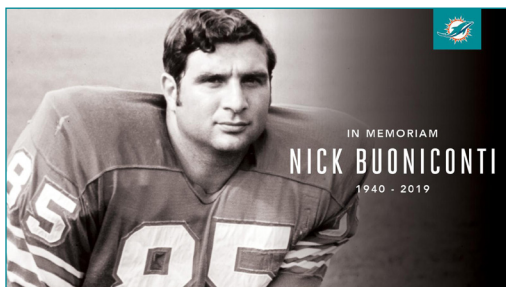
Individual Volunteers: **21,949**

Total Minutes: **2,194,900**

Minutes this Week: **634,100**



IN MEMORIAM – LB NICK BUONICONTI



Nick Buoniconti, the driving force of the Dolphins' famed "No-Name Defense," passed away on July 30, 2019 at the age of 78. He is survived by his wife, Lynn, two sons, Marc and Nick II, and a daughter, Gina.

Buoniconti inspired his teammates with his outstanding play and fiery leadership. During his seven years with the Dolphins, the team advanced to three straight Super Bowls (1971-73) and won twice (1972, 1973), with one of those wins coming after their unparalleled undefeated season in 1972. Buoniconti was only 5-11 and 220 pounds and was considered to be too small to play middle linebacker. However, as many coaches noted, he always "played bigger than his size" during a stellar 14-year career with the Dolphins and the Boston Patriots.

Until Jason Taylor was elected in 2017, Buoniconti was the only member of the Dolphins defense to be elected to the Hall of Fame. He joined the team in 1969 after playing seven seasons with the Patriots. During his tenure with the Dolphins, he was honored as the team's Most Valuable Player three times (1969, 1970, 1973), named to the AFL All-Star game in 1969 and was selected to two Pro Bowls (1973, 1974) following the merger of the two leagues. In 1990, he was voted as a linebacker on the Dolphins' Silver Anniversary all-time team, and on Nov. 18, 1991, he was enshrined on the Dolphins Honor Roll at Hard Rock Stadium. He also was a charter inductee in the Dolphins' Walk of Fame on Dec. 4, 2011 and was voted as one of the Dolphins' all-time top 50 players, as part of the franchise's 50th season celebration in 2015.

Before joining the Dolphins, Buoniconti helped the Patriots capture the 1963 AFL Eastern Division title, and he played in five AFL All-Star games. Overall in his 14-year career, he played in 183 games and recorded 32 career interceptions. He was named to the All-Time AFL team in 1970, and overall was named a first team All-AFL/AFC choice eight times.

A native of Springfield, Massachusetts, Buoniconti had an outstanding collegiate career at Notre Dame. Following his retirement from the Dolphins, he and his son, Marc, were the driving forces behind the establishment of the Miami Project to Cure Paralysis, one of the world's leading research and treatment centers for spinal cord injuries.

The Dolphins will honor the memory of the late Nick Buoniconti during the 2019 season opener against the Baltimore Ravens with a special decal on their helmets.


The decal will feature the initials "NAB" and be worn for the first time in the regular season opener against the Baltimore Ravens at Hard Rock Stadium on Sept. 8.

Buoniconti, one of 10 Dolphins Hall of Famers, passed away July 30 at the age of 78.

Buoniconti is the first Dolphins Hall of Famer who has passed and this is the first time that the Dolphins have honored the passing of an alumnus with a helmet sticker.

The team had previously worn helmet stickers with their uniform numbers to honor the memories of active Dolphins players who had passed away, including running back David Overstreet (1984) and linebacker Larry Gordon (1983).

The Dolphins wore a black armband on their jerseys with the initials "JR" in 1990 to honor the passing of team founder Joe Robbie.





TEAM NOTES

DOLPHINS CLOSE PRESEASON IN NEW ORLEANS

The Dolphins will head to New Orleans for the final preseason game on **Thursday, Aug. 29 at 8 p.m. ET.** With a win, Miami would finish the preseason with a 3-1 record, which **would be the team's best preseason mark since 2014 (3-1).**

With 21 preseason results, the Saints are Miami's second-most played team all-time in the preseason. **The Dolphins own a 14-7 mark in those games.**

HOW NEW HEAD COACHES HAVE FARED IN DOLPHINS HISTORY

The 2019 season marks just the 10th time the Dolphins will begin a season with a new head coach. **Miami is an even 70-70 in seasons played under a new head coach and made the playoffs four of the nine previous times – 1970 (Don Shula), 2000 (Dave Wannstedt), 2008 (Tony Sparano) and 2016 (Adam Gase).**

Here's Miami's track record when beginning the season with a new head coach:

DOLPHINS SEASONS BEGINNING WITH A NEW HEAD COACH

YEAR	COACH	RECORD
1966	George Wilson	3-11
1970	Don Shula	10-4*
1996	Jimmy Johnson	8-8
2000	Dave Wannstedt	11-5*
2005	Nick Saban	9-7
2007	Cam Cameron	1-15
2008	Tony Sparano	11-5*
2012	Joe Philbin	7-9
2016	Adam Gase	10-6*
2019	Brian Flores	0-0
TOTAL		70-70

* *playoff appearance*

FLORES ENTERS FIRST SEASON AS NFL HEAD COACH

The Dolphins hired **Brian Flores fresh off a Super Bowl-winning performance** as Flores called the defense for the New England Patriots in their 17-3 victory over the L.A. Rams in Super Bowl LIII. **The result tied a Super Bowl record for fewest points allowed.**

Until leading the Dolphins, Flores spent his entire professional career in New England, **getting his start as a scouting assistant in 2004** and working his way up to defensive play-caller and linebackers coach in 2018.

As a first-time head coach, **Flores wants to instill three core qualities in his team – toughness, discipline and smarts.** Flores has a unique perspective as head coach, as he's worked on the personnel and coaching side of an organization and also **coached all three phases – offense, defense and special teams – at various times in his career.**



BREAKING DOWN THE DOLPHINS ROSTER:

Here is how the Dolphins' current 91-man roster breaks down:

- There are 42 offensive players, 45 defensive players and four specialists.
- Of the 91 players on Miami's roster, **28 of them (30.8 pct.) were drafted by the Dolphins.**
- Miami also has 21 undrafted college free agents on the roster that began their NFL careers with the Dolphins, bringing the total to **49 of the 91 players (53.8 pct.) that began their NFL careers with the Dolphins.**
- Of Miami's 91 players, **41 of them (45.1 pct.) were not selected in the NFL draft.**
- A total of **83 of the 91 players (91.2 pct.) are 28 years old or younger.**

BY DRAFT ROUND

ROUND	NO.
1st	7 players
2nd or 3rd	15 players
4th or 5th	13 players
6th or 7th	15 players
Undrafted	41 players

BY EXPERIENCE

YEARS	NO.
Rookie-1	33 players
2-3	28 players
4-5	16 players
6-9	11 players
10+	3 players

BY AGE

AGE	NO.
21-24	44 players
25-28	39 players
29-32	6 players
33+	2 players



OFFENSE NOTES

FITZPATRICK ENTERS YEAR 15 PLAYING THE BEST BALL OF HIS CAREER

Entering his 15th NFL season and at the age of 36, **QB Ryan Fitzpatrick** is playing some of the best football of his career.

In 2018 with Tampa Bay, **Fitzpatrick posted the second-highest yards per attempt average of any NFL quarterback since Pro Football Hall of Fame QB Kurt Warner's record-breaking 2000 season:**

NFL SINGLE-SEASON YARDS PER ATTEMPT LEADERS (SINCE 2000)				
PLAYER	TEAM	YEAR	YDS/ATT.	
1. Kurt Warner	STL	2000	9.9	
2. RYAN FITZPATRICK	TB	2018	9.6	
3. Matt Ryan	Atl.	2016	9.3	
4. Aaron Rodgers	GB	2011	9.2	
5. Peyton Manning	Ind.	2004	9.2	

Fitzpatrick's 2018 season was also the best by a quarterback in Tampa Bay Buccaneers history as he posted a 100.4 QB rating:

BUCCANEERS SINGLE-SEASON QB RATING LEADERS			
PLAYER	YEAR	RATE	
1. RYAN FITZPATRICK	2018	100.4	
2. Brian Griese	2004	97.5	
3. Josh Freeman	2010	95.9	
4. Jeff Garcia	2007	94.6	
5. Brad Johnson	2002	92.9	

Fitzpatrick was also efficient in completing passes, posting the second-highest completion percentage in single-season Bucs history:

BUCCANEERS SINGLE-SEASON COMPLETION PERCENTAGE LEADERS				
PLAYER	YEAR	ATT	CMP	PCT
1. Brian Griese	2004	336	233	69.3
2. RYAN FITZPATRICK	2018	246	164	66.7
3. Jeff Garcia	2008	376	244	64.9
4. Jameis Winston	2018	378	244	64.6
5. Jeff Garcia	2007	327	209	63.9

Fitzpatrick sits atop another team's record book in a key passing statistic, as his 31 touchdown passes in 2015 is the most in Jets history:

N.Y. JETS SINGLE-SEASON TD PASS LEADERS			
PLAYER	YEAR	TD	
1. RYAN FITZPATRICK	2015	31	
2. Vinny Testaverde	1998	29	
3. Al Dorow	1960	26	
Joe Namath	1967	26	
Mark Sanchez	2011	26	

ROSEN IS 4TH YOUNGEST QB TO REACH 2,000 PASSING YARDS

QB Josh Rosen enters the 2019 season at just 22 years old, which makes him not only one of the youngest quarterbacks in the league today but also one of the youngest quarterbacks in NFL history.

As a rookie with Arizona in 2018, **Rosen became the 4th-youngest QB in NFL history to reach 2,000 passing yards:**

YOUNGEST NFL QUARTERBACKS TO REACH 2,000 PASSING YARDS				
PLAYER	TEAM	YEAR	AGE	
1. Sam Darnold	NYJ	2018	21y, 188d	
2. Matthew Stafford	Det.	2009	21y, 193d	
3. Drew Bledsoe	NE	1993	21y, 309d	
4. JOSH ROSEN	ARI.	2018	21y, 310d	
5. Jameis Winston	TB	2015	21y, 314d	

Rosen became the youngest QB in Cardinals history to start a game when he made his 1st NFL start on Sept. 30, 2018 vs. Seattle. He was 21 years and 232 days old.

On Oct. 28, 2018 vs. San Francisco, **Rosen became the youngest QB in the Super Bowl era to win a game after trailing by double digits in the 4th quarter** (21 years, 260 days).

DRAKE'S VERSATILE 2018

RB Kenyan Drake used his versatility as a weapon for the Dolphins last year by not only running the ball but also catching passes out of the backfield and lining up at times at wide receiver.



Drake set career highs in 2018 with 1,012 scrimmage yards – 535 rushing yards and 477 receiving yards – and nine total touchdowns. Four of Drake's touchdowns came on rushing plays while five were on receptions, **tying the Dolphins' single-season record for most receiving touchdowns by a running back** (RB Norm Bulaich, 1975).

Drake became **just the third player in Dolphins history to total at least four rushing and four receiving touchdowns in the same season**, joining Bulaich and RB Joe Auer in 1966.

Drake is **one of six NFL running backs to play in all 48 games since 2016** and has the most rushing yards (1,358) of those six players.



OFFENSE NOTES

TUNSIL IS ONE OF THE NFL'S BEST LEFT TACKLES

T Laremy Tunsil was one of the best pass-blocking left tackles in the NFL in 2018, protecting the blindside of Dolphins quarterbacks.

STATS, LLC charged just one sack allowed to Tunsil all season. **He was the only left tackle in the league to start 14+ games and allow one or fewer sacks.**

Pro Football Focus says Tunsil allowed two sacks in 2018. **He was one of seven NFL left tackles to allow two sacks or less and play at least 800 snaps.**



'MIGHTY MOUSE' HAS SIX TOUCHDOWNS IN HIS PAST 14 GAMES PLAYED

WR Jakeem Grant became a weapon for the Dolphins all over the field prior to his season-ending injury in Week 10 last year at Green Bay. **In his past 14 games, Grant has four receiving TDs and two return TDs.** He had just one touchdown – a punt return score – in his first 28 NFL games.

BALLAGE BREAKS OUT AT END OF 2018 SEASON

Due to injuries, **RB Kalen Ballage** got his first extended playing time on offense in Week 15 last year and made it count. Ballage totaled 12 carries for 123 yards (10.3 avg.) and a 75-yard touchdown run at Minnesota.

Ballage became the first Dolphins rookie to rush for 100-plus yards since RB Daniel Thomas in 2011. His 75-yard touchdown run was the second-longest by a Dolphins rookie ever (Leroy Harris, 77 yards, 1977). **His 123 rushing yards were the sixth-most by a Dolphins rookie** and most since RB Ronnie Brown ran for 132 yards in 2005.



STILLS SCORES LONG TDs

WR Kenny Stills is one of the NFL's best at tracking down long balls. **He has 16 touchdown receptions of 20+ yards since 2015**, which is tied for fourth in the NFL in that span.

TD RECEPTIONS OF 20+ YARDS (2015-PRES.)

NAME	20+ YARD TD RECS
1. Antonio Brown (Pit./Oak.)	23
2. Tyreek Hill (KC)	17
DeAndre Hopkins (Hou.)	17
4. KENNY STILLS (MIA.)	16
Doug Baldwin (Sea.)	16

Stills is one of six NFL wide receivers to catch at least six TD passes in each of the past three seasons (2016-18). The others are **Antonio Brown (Oak.), Davante Adams (GB), Larry Fitzgerald (Ari.), Michael Thomas (NO) and Tyreek Hill (KC).**

WILSON PRODUCED ONE OF THE BEST FOURTH QUARTERS IN NFL HISTORY

WR Albert Wilson's had his 2018 season cut short by a season-ending injury in Week 7. At the time, he was becoming one of the league's most explosive players.

Wilson nearly set an NFL record the week before his injury with one of the most productive fourth quarters in NFL history vs. Chicago. He had **five receptions for 150 yards (30.0 avg.) and two touchdowns in the final quarter** of the come-from-behind win. **Each of his touchdown receptions tied the game** – a 43-yarder with 9:08 remaining and a 75-yarder with 3:01 to play in regulation. **His 150 receiving yards in the fourth quarter are the third-most in NFL history** since records started being tracked in 1991:

MOST RECEIVING YARDS IN THE FOURTH QUARTER OF AN NFL GAME (SINCE 1991)

NAME	DATE	REC	YDS	TD
1. Kenny Britt (Ten.)	10/24/10	4	159	2
2. Josh Gordon (Cle.)	11/24/13	7	158	1
3. ALBERT WILSON (MIA.)	10/14/18	5	150	2
4. Charles Johnson (Pit.)	12/24/94	3	146	1
Andre Rison (Atl.)	9/4/94	7	146	1

BIG GAMES FROM THE DOLPHINS OFFENSE

The Dolphins put together three of the best offensive performances in team history in 2018. In Week 3 vs. Oakland, the Dolphins **set a team record by averaging 9.6 yards per play.** In Week 6 vs. Chicago, **the Dolphins posted 541 yards of total offense, which was the fifth-most in a game in team history** and fourth-most in a regular season game. The offense also scored 31 points in the win. In Week 14 vs. New England, **Miami averaged 9.2 yards per play, the second-most in a game in team history.**



DEFENSE NOTES

XAVIER HOWARD LED THE NFL IN INTERCEPTIONS IN 2018

Despite missing the final four games due to injury, **CB Xavier Howard still tied for the NFL lead in interceptions last year.** Several of his picks came in pivotal moments. In Week 2 at the N.Y. Jets, he flipped momentum with an end zone pick in the third quarter. In Week 3, Howard intercepted Raiders QB **Derek Carr** twice, including a pick in the end zone with less than 3 minutes remaining and the Raiders looking to take the lead.



MOST INTERCEPTIONS (2018)

NAME	INT
1. XAVIER HOWARD (MIA.)	7
Kyle Fuller (Chi.)	7
Damontae Kazee (Atl.)	7
4. Eddie Jackson (Chi.)	6

Howard has **11 interceptions in the last 17 games he's played** since Week 13, 2017, which is the most in the NFL in that span:

MOST INTERCEPTIONS (WEEK 13, 2017 – PRESENT)

NAME	INT
1. XAVIER HOWARD (MIA.)	11
2. Kyle Fuller (Chi.)	9
3. Darius Slay (Det.)	7
Eddie Jackson (Chi.)	7
Jordan Poyer (Buf.)	7
Damontae Kazee (Atl.)	7

More notes about Howard's recent run:

- His **7 interceptions in 2018 were tied for 9th in team history.**
- Howard is **the only cornerback in Dolphins history to have multiple interceptions in consecutive games and he's now done it twice** (12/3/17 vs. Denver and 12/11/17 vs. New England; 11/25/18 at Indianapolis and 12/2/18 vs. Buffalo).
- Howard **became the first NFL player since Denver's Darian Stewart on 11/13/16** to pick off two passes on back-to-back defensive snaps on 11/25/18 at Indianapolis.
- On 12/11/17, he **became the first player to intercept Patriots QB Tom Brady twice in the same game since Indianapolis' Mike Adams** had two interceptions against him on Nov. 16, 2014.

DOLPHINS DEFENSE AMONG NFL'S BEST AT FORCING TURNOVERS LAST YEAR

The Dolphins defense ranked among the NFL's best in several turnover categories during the 2018 season:

- 2nd in interception percentage (4.1 pct. of passes).
- 2nd in interceptions (21).
- Tied for 5th in turnovers forced (28).

MOST INTERCEPTIONS (2018)

TEAM	INTs
1. Chicago Bears	27
2. MIAMI DOLPHINS	21
3. New England Patriots	18
Los Angeles Rams	18
5. Cleveland Browns	17
Denver Broncos	17

MOST TURNOVERS FORCED (2018)

TEAM	INT	FR	TOT
1. Chicago Bears	27	9	36
2. Cleveland Browns	17	14	31
3. L.A. Rams	18	12	30
4. Houston Texans	15	14	29
5. MIAMI DOLPHINS	21	7	28
Denver Broncos	17	10	28
New England Patriots	18	10	28

McMILLAN TOPS 100 TACKLES IN FIRST NFL SEASON

LB **Raekwon McMillan** missed his entire rookie season in 2017 due to a knee injury, but he rebounded in 2018 with 105 tackles in his first NFL campaign. **McMillan was one of eight NFL players to never appear in an NFL game prior to 2018 and total 100+ tackles.** He became the first Dolphins player to do this since at least 2000.





DEFENSE NOTES

ALONSO MAKES STOPS AND FORCES TURNOVERS

LB Kiko Alonso has totaled 100+ tackles in four of his five NFL seasons. **Alonso's 125 tackles in 2018 were tied for 10th in the NFL.** That was the most by a Dolphins player since **S Reshad Jones had 135 in 2015** and the most by a Dolphins linebacker since **LB Karlos Dansby** had 134 in 2012.

Alonso also played a big role in many of the Dolphins' turnovers last year. His **three interceptions were tied for 18th among all NFL players** and tied for second among linebackers. His **three forced fumbles were tied for 10th in the NFL.** He also deflected a punt in Week 12.

He was the only NFL player with 100+ tackles, 3+ interceptions and 3+ forced fumbles in 2018.



2018 DRAFT CLASS EMBARKS ON SOPHOMORE SEASON

Miami saw major contributions from its 2018 draft class in their rookie campaigns, particularly on defense. Both **S Minkah Fitzpatrick (59)** and **LB Jerome Baker (54)** rank among the NFL's top 12 rookie tacklers.

Fitzpatrick was **one of just eight rookies with 50+ tackles and an interception this season** and one of just seven with 50+ tackles and 5+ passes defended. His 59 tackles were 10th among rookies while his seven passes defended were tied for sixth. He played three different positions – safety, boundary corner and slot corner – for the Dolphins defense.

Baker was **one of just four NFL rookies with 50+ tackles and at least one sack and interception.** He was one of four rookies with a pick-six and one of just five rookie linebackers with an interception.

JONES CLIMBS DOLPHINS ALL-TIME CHARTS

S Reshad Jones returned an interception 29 yards for a touchdown in the season finale last year at Buffalo. **The interception return marked the fourth pick-six of his career, tying LB Zach Thomas for the most in franchise history.**

It was Jones' only defensive touchdown of the 2018 season but the sixth of his Dolphins career. **Jones' six defensive touchdowns are second on the Dolphins' all-time defensive touchdown chart:**

MOST DEFENSIVE TDs (DOLPHINS HISTORY)

NAME	YEARS	DEF. TDs
1. Jason Taylor	1997, 2007, 2009, 2011	9
2. RESHAD JONES	2010-17	6
3. Dick Anderson	1968-77	4
Terrell Buckley	1995-99, 2003	4
Zach Thomas	1996-2007	4

Jones has also been one of the team's best blitzers from the back end. **His 10.5 career sacks are just a half-sack shy of the team record for a defensive back:**

MOST SACKS (DOLPHINS DEFENSIVE BACKS)

PLAYER	YEARS	SACKS
1. Jeremiah Bell	2004-11	11.0
2. RESHAD JONES	2010-18	10.5
3. Patrick Surtain	1998-2004	6.5
4. Liffort Hobley	1987-93	6.0
5. Jerry Wilson	1996-2000	5.5

MOST TOTAL TACKLES (2018)

NAME	TEAM	SOLO	ASST.	TOT.
1. Darius Leonard	Ind.	111	52	163
2. Blake Martinez	GB	91	53	144
3. Bobby Wagner	Sea.	84	54	138
Leighton Vander Esch	Dal.	102	36	138
5. Anthony Hitchens	KC	81	54	135
6. Telvin Smith	Jax.	100	34	134
7. Mason Foster	Was.	81	50	131
8. Luke Kuechly	Car.	93	37	130
9. Tahir Whitehead	Oak.	89	37	126
10. KIKO ALONSO	MIA.	79	46	125
Cory Littleton	LAR	90	35	125

TAYLOR AMONG NFL'S LEADING DEFENSIVE TACKLES PRIOR TO INJURY

DT Vincent Taylor suffered a season-ending injury in Week 8 at Houston last year but still recorded 27 tackles (15 solo). **At the time of his injury, his 27 tackles were fourth among all NFL defensive tackles.** He also **had the second-highest tackle per snap ratio** (one tackle for every 7.6 snaps) **of any defensive tackle at that time.**





SPECIAL TEAMS NOTES

DOLPHINS ARE AMONG NFL'S BLOCKED KICKS LEADERS IN PAST 5 YEARS

The Dolphins have had some of the most successful special teams units in the NFL in the past five years. One area the team has particularly excelled in is blocked kicks. Since 2014, **the Dolphins are tied for the league lead in total blocked kicks (15) and blocked punts (7):**

MOST BLOCKED KICKS (SINCE 2014)						
TEAM	PUNT		FG		XP	BLK KICKS
	BLK	BLK	BLK	BLK		
1. MIAMI	7	5	3	3		15
Philadelphia	7	5	3	3		15
3. New England	4	8	2	14		14
4. Baltimore	3	7	3	13		13
Denver	2	7	4	13		13

MOST BLOCKED PUNTS (SINCE 2014)		
TEAM	PUNT BLK	
1. MIAMI	7	
L.A. Rams	7	
Philadelphia	7	
4. New England	4	
New Orleans	4	

DT Vincent Taylor is adept at blocking kicks, particularly field goals, with three blocked field goals in his career. **His three blocked field goals are tied for fifth in team history** despite only playing in 21 career games.

SANDERS WAS NFL'S TOP ROOKIE KICKER IN 2018

The Dolphins used a seventh round pick on **K Jason Sanders** last year and he didn't disappoint. **Sanders was 18-for-20 (89.5 pct.) on field goal opportunities.** Half (10 of his 20) of his field goal attempts were from 40+ yards and his efforts earned him a spot on the NFL's All-Rookie Team.



Sanders hit a 47-yard game-winner as time expired to beat Chicago in Week 6. It was **the longest overtime game-winner by a rookie kicker** since St. Louis **K Greg Zuerlein** hit a 54-yarder on Dec. 2, 2012 and **the second-longest by a rookie kicker since 1974.**

His 90.0 field goal percentage was eighth in the NFL (min. 15 att.) and is **fifth-best in Dolphins history.**

THE DENNEY STREAK

LS John Denney enters his 15th NFL season at 40 years of age. He along with **QB Earl Morrall** are the **only Dolphins to play in their 40s.** Denney has been Miami's long snapper for every game dating back to 2005 - **a consecutive games streak that spans 224 regular season contests.** That streak is the **longest in Dolphins history** and is the longest active streak in the NFL today.

MOST CONSECUTIVE GAMES PLAYED (ACTIVE NFL STREAKS)			
NAME	POS.	CONS.	GP
1. JOHN DENNEY (MIA.)	LS		224
2. L.P. Ladouceur (Dal.)	LS		221
3. Philip Rivers (SD/LAC)	QB		209
4. Sam Koch (Bal.)	P		208
5. Mason Crosby (GB)	K		192

PINNING OPPONENTS INSIDE THE 20

P Matt Haack has been very good at pinning opponent's deep inside their own territory during the first two years of his career. His 30 punts inside the 20 in 2017 were the most in the league by a rookie punter that season. **In 2018, Haack set a new Dolphins single-season record with 35 punts inside the 20,** breaking the record of 33 set by **P Brandon Fields** in 2013.

Haack has four career games with **at least five punts inside the 20,** which is a Dolphins record despite Haack's career spanning just 32 games.



In Week 9 vs. the N.Y. Jets last year, Haack landed seven punts inside the 20, **the most in an NFL game since Haack also did it on Dec. 3, 2017** vs. Denver. The seven punts inside the 20 were tied for the third-most in an NFL game since 1991 and **earned him AFC Special Teams Player of the Week** honors.

GRANT HAS EXCELLENT 2018 BEFORE INJURY

WR Jakeem Grant was one of the NFL's best returners in 2018 before suffering a season-ending injury in Week 10 at Green Bay.

At the time of Grant's injury, he was second in the NFL in combined kick return yards (763). His 535 kickoff return yards led the NFL and his 228 punt return yards were second. **He was one of just two NFL players with two return touchdowns this season,** taking a kickoff return back in Week 1 vs. Tennessee and returning a punt for a touchdown in Week 5 at Cincinnati.



WHAT TO LOOK FOR IN 2019

CB/S WALT AIKENS...

- Has 39 special teams tackles. Needs 11 special teams tackles to reach 50 in his career.

TE DWAYNE ALLEN...

- Has played in 86 games. Needs 14 games played to reach 100 in his career.
- Has 139 receptions. Needs 11 receptions to reach 150 in his career.
- Has 1,564 receiving yards. Needs 436 receiving yards to reach 2,000 in his career.

LB KIKO ALONSO...

- Has played in 73 games. Needs 2 games played to reach 75 in his career.
- Has started 63 games. Needs 12 starts to reach 75 in his career.
- Has 557 tackles. Needs 43 tackles to reach 100 in his career.
- Can post his fourth consecutive 100+ tackle season with Miami after doing so from 2016-18.

WR BRICE BUTLER...

- Has played in 69 games. Needs 6 games played to reach 75 in his career.
- Has 79 receptions. Needs 21 receptions to reach 100 in his career.
- Has 1,237 receiving yards. Needs 763 receiving yards to reach 2,000 in his career.
- Has 9 touchdown receptions. Needs 1 touchdown reception to reach 10 in his career.

DE TANK CARRADINE...

- Has played in 45 games. Needs 5 games played to reach 50 in his career.

LS JOHN DENNEY...

- Extending his consecutive games played streak, which currently stands at franchise-record 224, having played in every game in his 14-year NFL career. It is the longest active streak in the NFL.
- Has 49 special teams tackles. Needs 1 special teams tackle to reach 50 in his career.

RB KENYAN DRAKE...

- Has played in 48 games. Needs 2 games played to reach 50 in his career.
- Extending his consecutive games played streak, which currently stands at 48 and is tied for the second-longest active streak by an NFL running back.
- Has 1,358 rushing yards. Needs 642 rushing yards to reach 2,000 in his career.
- Has 94 receptions. Needs 6 receptions to reach 100 in his career.
- Has 762 receiving yards. Needs 238 receiving yards to reach 1,000 in his career.
- Has 16 touchdowns. Needs 4 touchdowns to reach 20 in his career.

QB RYAN FITZPATRICK...

- Has played in 141 games. Needs 9 games played to reach 150 in his career.
- Has 29,357 passing yards. Needs 643 passing yards to become the 46th player in NFL history to reach 30,000 in his career.
- Has 190 touchdown passes. Needs 10 touchdown passes to reach 200 in his career.
- Has 489 carries. Needs 11 carries to reach 500 in his career.
- With 1 touchdown pass, can become the 1st player in NFL history to throw a touchdown pass for 8 different franchises.
- With 100 pass attempts, can extend his streak to 12 consecutive seasons with at least 100 pass attempts.
- Has 17 300-yard passing games. Needs 3 300-yard passing games for 20 in his career.

WR JAKEEM GRANT...

- Has played in 42 games. Needs 8 games played to reach 50 in his career.
- Has 1,453 kickoff return yards. Needs 547 kickoff return yards for 2,000 in his career.
- Has 2 kickoff return touchdowns. Needs 1 kickoff return touchdown to tie Mercury Morris for the most in franchise history.
- Has 1 punt return touchdown. Needs 1 punt return touchdown to tie Freddie Solomon, Tom Vigorito and O.J. McDuffie for the most in franchise history.

P MATT HAACK...

- Has 7,579 punt yards. Needs 2,421 punt yards to reach 10,000 in his career.
- Has 65 punts inside the 20. Needs 35 punts inside the 20 to reach 100 in his career.

CB XAVIEN HOWARD...

- Has played in 35 games. Needs 15 games played to reach 50 in his career.
- Has 34 starts. Needs 16 starts to reach 50 in his career.
- Has 11 interceptions. Needs 9 interceptions to reach 20 in his career.
- Has 31 passes defended. Needs 19 passes defended to reach 50 in his career.

WR ALLEN HURNS...

- Has played in 68 games. Needs 7 games played to reach 75 in his career.
- Has started 49 games. Needs 1 start to reach 50 in his career.
- Has 2,964 receiving yards. Needs 36 receiving yards to reach 3,000 in his career.



WHAT TO LOOK FOR IN 2019

S RESHAD JONES...

- Has 109 starts. Needs 16 starts to reach 125 in his career.
- Has 736 tackles. Needs 14 tackles to reach 750 in his career.
- Has 21 interceptions. Needs 4 interceptions to reach 25 in his career.
- Can add to his 6 defensive touchdowns, which is 2nd in team history.
- Has 4 interception returns for touchdowns. Needs 1 interception return for a touchdown to surpass Zach Thomas for the most in team history.
- Has 10.5 sacks. Needs 1 sack to surpass Jeremiah Bell for the most by a defensive back in team history.

C DANIEL KILGORE...

- Has 43 starts. Needs 7 starts to reach 50 in his career.

CB BOBBY McCAIN...

- Has played in 62 games. Needs 13 games played to reach 75 in his career.
- Has 22 passes defended. Needs 3 passes defended to reach 25 in his career.
- Has 4 sacks. Needs 3 sacks to surpass Patrick Surtain for the most by a cornerback in franchise history.

S T.J. McDONALD...

- Has 410 tackles. Needs 90 tackles to reach 500 in his career.
- Has 8 interceptions. Needs 2 interceptions to reach 10 in his career.

T JORDAN MILLS...

- Has played in 87 games. Needs 13 games played to reach 100 in his career.

LB NATE ORCHARD...

- Has played in 38 games. Needs 12 games played to reach 50 in his career.

TE NICK O'LEARY...

- Has played in 47 games. Needs 3 games played to reach 50 in his career.

WR DeVANTE PARKER...

- Has 163 receptions. Needs 37 receptions to reach 200 in his career.
- Has 2,217 receiving yards. Needs 783 receiving yards to reach 3,000 in his career.

CB ERIC ROWE...

- Has played in 37 games. Needs 13 games played to reach 50 in his career.

DT AKEEM SPENCE...

- Has played in 88 games. Needs 12 games played to reach 100 in his career.
- Extending his consecutive games played streak, which currently stands at 48.

WR KENNY STILLS...

- Has played in 94 games. Needs 6 games played to reach 100 in his career.
- Has 71 starts. Needs 4 starts to reach 75 in his career.
- Has 259 receptions. Needs 41 receptions to reach 300 in his career.
- Has 4,138 receiving yards. Needs 862 receiving yards to reach 5,000 in his career.
- Extending his streak of at least 6 touchdown receptions to 4 consecutive seasons.
- Extending his streak of 42 consecutive games he's played in with a reception.
- Has 7 100-yard receiving games. Needs 3 100-yard receiving games for 10 in his career.

DT VINCENT TAYLOR...

- Has 3 blocked kicks. Needs 2 blocked kicks to tie for 3rd in franchise history.

T LAREMY TUNSIL...

- Has played in 44 games. Needs 6 games played to reach 50 in his career.
- Has 44 starts. Needs 6 starts to reach 50 in his career.

TE CLIVE WALFORD...

- Has played in 45 games. Needs 5 games played to reach 50 in his career.

DT ADOLPHUS WASHINGTON...

- Has played in 35 games. Needs 15 games played to reach 50 in his career.

WR ALBERT WILSON...

- Has played in 62 games. Needs 13 games played to reach 75 in his career.
- Has 150 receptions. Needs 50 receptions to reach 200 in his career.
- Has 1,935 receiving yards. Needs 65 receiving yards to reach 2,000 in his career.



DOLPHINS & SAINTS CONNECTIONS

SOUTH FLORIDA CONNECTIONS

SAINTS	HIGH SCHOOL/COLLEGE
QB Teddy Bridgewater	Northwestern HS (Miami)
RB Matt Dayes	Cypress Bay (Weston)
DE Trey Hendrickson	Apopka HS/Florida Atlantic
CB Patrick Robinson	South Miami HS/FSU
WR Tre'Quan Smith	Village Academy (Delray Beach)/UCF
DB Kaywon Webster	Monsignor Pace HS (Miami Gardens)/ South Florida

FORMER SAINTS

DOLPHINS PLAYER	NOTES
CB Chris Lammons (2018)	Practice squad.
WR Kenny Stills (2013-2014)	31 GP; 95 receptions for 1,572 yards and 8 TDs

DOLPHINS COACH	ROLE WITH SAINTS
Defensive Line Coach Marion Hobby (2006-07)	Defensive Ends

FORMER DOLPHINS

SAINTS COACH/STAFF	ROLE WITH DOLPHINS
Assistant Special Teams Coach Phil Galiano	Special Teams Intern (2016)
LB Coach Mike Nolan	Defensive Coordinator (2010-11)
Special Teams Coordinator Darren Rizzi	Special Teams Coordinator (2011-18) Special Teams Coach (2010) Assistant Special Teams Coach (2009)
WR Ted Ginn Jr. (2007-09)	48 GP; 128 receptions for 1,664 yards and 5 TDs
WR Rishard Matthews (2012-15)	49 GP; 107 receptions for 1,296 yards and 8 TDs

PRO CONNECTIONS

SAINTS	DOLPHINS
LB Demario Davis (2016)	LB Tyrone Holmes (2016-17)
RB Matt Dayes (2017)	LB Nate Orchard (2015-18)
LB Craig Robertson (2011-15)	
FB Michael Burton (2015-16)	T Jordan Mills (2015) QB Jake Rudock (2016-18)
CB Patrick Robinson (2016)	TE Dwayne Allen (2015-16)
DT Malcom Brown (2015-18)	C Tony Adams (2018)
DL Geneo Grissom (2015-18)	TE Dwayne Allen (2017-18) RB Kenneth Farrow (2018) CB Eric Rowe (2016-18) CB Jomal Wiltz (2017-18)
LB Demario Davis (2012-15)	QB Ryan Fitzpatrick (2015-16)
TE Jared Cook (2017-18)	DE Tank Carradine (2018)
DE Mario Edwards Jr. (2015-17)	TE Clive Walford (2015-17)
RB Latavius Murray (2013-16)	
TE Jared Cook (2013-15)	S T.J. McDonald (2013-15)

SOUTH FLORIDA CONNECTIONS

DOLPHINS	HIGH SCHOOL/COLLEGE
DT Davon Godchaux	Plaquemine HS/LSU
T Jordan Mills	Assumption HS (Napoleonville, La.)/ Louisiana Tech
DT Vincent Taylor	*

* Born in New Orleans before moving to San Antonio due to Hurricane Katrina

COLLEGE CONNECTIONS

SAINTS	DOLPHINS
WR Tre'Quan Smith (2018)	T Jamiyus Pittman (2018)
DB T.J. Green (2016)	DT Christian Wilkins (2019)
DE Mario Edwards Jr. (2015) CB Patrick Robinson (2010) CB P.J. Williams (2015)*	DE Tank Carradine (2013)* TE Nick O'Leary (2015)*
DB Terrell Williams Jr. (2018)	RB Kenneth Farrow (2016) DT Joey Mbu (2015)
C Will Clapp (2018) WR Travin Dural (2017) WR Cyril Grayson Jr. (2017)	DT Davon Godchaux (2017)
QB Teddy Bridgewater (2014) DT Sheldon Rankins (2016)	WR DeVante Parker (2015)
OG Patrick Omameh (2013)	QB Jake Rudock (2016)
DB J.T. Gray (2018)	G Shaq Calhoun (2019) DT Cory Thomas (2019)
ILB Will Compton (2013)	T Zach Sterup (2015)
WR Austin Carr (2017)	S Montre Hartage (2019)
TE Alizé Mack (2019)	TE Durham Smythe (2018)
CB Eli Apple (2016) S Vonn Bell (2016) CB Marshon Lattimore (2017) WR Michael Thomas (2016)	DT Adolphus Washington (2016) LB Raekwon McMillan (2017) LB Jerome Baker (2018) T Isaiah Prince (2019)
DE Geneo Grissom (2015)	WR Kenny Stills (2013)
DT Taylor Stallworth (2018)	CB Chris Lammons (2018)
C Cameron Tom (2017)	CB Cornell Armstrong (2018)
WR Keith Kirkwood (2018)	TE Chris Myarick (2019)
DE Wes Horton (2013)	S T.J. McDonald (2013)
S Marcus Williams (2017)	LB Nate Orchard (2015) CB Eric Rowe (2015)
RB Dwayne Washington (2016)	RB Myles Gaskin (2019)
LB Vince Biegel (2017) T Ryan Ramczyk (2017)	G Michael Deiter (2019) LB Andrew Van Ginkel (2019)

* Won 2013 BCS National Championship



THE LAST MEETING

2017 - WEEK 4

OCT. 1, 2017 | LONDON, ENGLAND
WEMBLEY STADIUM
ATTENDANCE: 84,423 | TV: FOX

SCORING SUMMARY

	1	2	3	4	F
New Orleans	0	3	7	10	20
Miami	0	0	0	0	0

NEW ORLEANS 20

MIAMI 0

A promising first drive had a disappointing ending for the Dolphins, and things didn't get better after that in London.

The Dolphins offense could get little going after an end zone interception on that first drive and the result was a 20-0 loss against the New Orleans Saints at Wembley Stadium.

Drew Brees threw touchdown passes to wide receiver Michael Thomas — not to be confused with Dolphins safety Michael Thomas — and running back Alvin Kamara, and Will Lutz kicked two field goals for the Saints.

The Dolphins drove 81 yards on the opening drive of the game and had a first-and-goal after a 22-yard completion from Jay Cutler to tight end Julius Thomas on third-and-7. But on first down from the Saints 4-yard line, cornerback Ken Crawley picked off Cutler when he attempted a fade pass to Thomas, who was lined up wide to the right.

The Dolphins had only one other promising drive, but that one ended with a questionable offensive pass interference call on Kenny Stills when Cutler had hit Jarvis Landry for a first down inside the New Orleans 40-yard line.

The Dolphins suffered their first shutout loss since December 2013 when they dropped a 19-0 decision against the Buffalo Bills.

The defense held New Orleans off the scoreboard until the final play of the first half when Lutz hit a 43-yard field goal. The Saints began the drive at midfield with 1:10 left after the Dolphins' previous was derailed by back-to-back penalties that created a first-and-26 from their 6-yard line.

Defensive end Cameron Wake had his second sack in two games in the fourth quarter, but Kamara scored on a 12-yard shovel pass on third-and-goal on the very next play.

New Orleans increased its lead to 10-0 when it took the second-half kickoff and marched 77 yards for a touchdown. The drive was kept alive when defensive tackle Davon Godchaux was flagged for a defensive holding on a third-and-1 where safety Reshad Jones dropped running back Mark Ingram in the backfield for a loss. There also was a fourth-and-inches conversion by Brees on a sneak when the spot barely was good enough for a first down.

The Saints made it 13-0 early in the fourth quarter when Lutz kicked a 45-yard field goal.

The Dolphins, meanwhile, did not take an offensive snap beyond their 40-yard line the second half until the final minutes.

SCORING DRIVES

TEAM	QTR	TIME	PLAY (EXTRA POINT) (DRIVE INFO)	NO	MIA
Saints	2	0:00	W.Lutz 43 yd. Field Goal (8-25, 1:10)	3	0
Saints	3	9:01	M.Thomas 3 yd. pass from D.Brees (W.Lutz kick) (11-77, 5:59)	10	0
Saints	4	12:32	W.Lutz 45 yd. Field Goal (12-34, 6:37)	13	0
Saints	4	3:57	A.Kamara 12 yd. pass from D.Brees (W.Lutz kick) (11-87, 5:41)	20	0

GAME STATISTICS

RUSHING (Att-Yds-TD):

New Orleans: M. Ingram 14-45, A. Kamara 5-25, T. Ginn 1-9, A. Peterson 4-4, D. Brees 4-3.
Miami: J. Ajayi 12-46, K. Drake 1-6, J. Cutler 1-5, D. Williams 1-1.

PASSING (A-C-Y-TD-I):

New Orleans: D. Brees 41-29-268-2-0.
Miami: J. Cutler 28-20-164-0-1.

RECEIVING (Rec-Yds-TD):

New Orleans: A. Kamara 10-71-1, M. Thomas 8-89-1, M. Ingram 4-17, T. Ginn 2-25, C. Fleener 2-21, B. Coleman 1-31, M. Hoomanawanui 1-13, T. Lewis 1-1.
Miami: D. Parker 6-89, J. Landry 6-40, K. Stills 3-13, J. Thomas 2-29, K. Drake 2-5, J. Ajayi 1-8.

SACKS (Sk-Yds):

New Orleans: R. Bush 1-12, C. Jordan 1-10, A. Klein 1-8, D. Onyemata 1-6.
Miami: C. Wake 1-7.

INTERCEPTIONS (Int-Yds):

New Orleans: K. Crawley 1-0.
Miami: None.

FORCED FUMBLES:

New Orleans: C. Jordan 1, M. Lattimore 1.
Miami: None.

FUMBLE RECOVERIES (No-Yds):

New Orleans: None.
Miami: None.

TEAM STATS	NO	MIA
TOTAL FIRST DOWNS	22	11
By Rushing	4	3
By Passing	16	7
By Penalty	2	1
THIRD DOWN EFFICIENCY	6-13-46%	1-8-13%
FOURTH DOWN EFFICIENCY	1-2-50%	0-1-0%
TOTAL NET YARDS	347	186
Total Offensive Plays	70	47
Average gain per offensive play	5.0	4.0
NET YARDS RUSHING	86	58
Total Rushing Plays	28	15
Average gain per rushing play	3.1	3.9
NET YARDS PASSING	261	128
Sacks-Yards	1-7	4-36
Gross yards passing	268	164
ATTEMPTS-COMPLETIONS-INTS	41-29-0	28-20-1
Avg. gain per pass play	6.2	4.0
PUNTS NUMBER AND AVG.	3-47.0	6-43.8
Net Punting Average	44.0	39.5
TOTAL RETURN YARDAGE	26	9
No. and Yards Punt Returns	3-26	2-9
No. and Yards Kickoff Returns	1-23	2-45
No. and Yards Int. Returns	1-0	0-0
PENALTIES Number and Yards	8-71	11-90
FUMBLES Number and Lost	2-0	2-0
RED ZONE EFFICIENCY	2-4-50%	0-1-0%
GOAL TO GO EFFICIENCY	2-2-100%	0-1-0%
TIME OF POSSESSION	34:28	25:32



FREE AGENCY TRACKER

The Dolphins had some activity in the 2019 free agency market. Of the players on the 53-man roster, at the end of the 2018 season, the team re-signed two while also adding another 30 veteran players to the roster. Below tracks the players the team has signed, as well as those who ended the 2018 season on the Miami roster and their current status.

PLAYERS RETAINED OR ADDED

PLAYERS FROM 2018 RE-SIGNED (2)

Mike Hull	LB	
John Denney	LS	

UNRESTRICTED FREE AGENTS SIGNED (2)

Ryan Fitzpatrick	QB	Tampa Bay
Eric Rowe	CB	New England

FREE AGENTS SIGNED (26)

Tony Adams	C	Atlanta (AAF)
Dwayne Allen	TE	New England
Tank Carradine	DE	Oakland
Nick DeLuca	LB	Jacksonville
Michael Dunn	G	Birmingham (AAF)
Sam Eguavoen	LB	Saskatchewan (CFL)
Kenneth Farrow	RB	San Antonio (AAF)
Kyle Fuller	G	Washington
Tyrone Holmes	LB	San Antonio (AAF)
Reece Horn	WR	Memphis (AAF)
Allen Hurns	WR	Dallas
Jaryd Jones-Smith	T	San Antonio (AAF)
Ricardo Louis	WR	Cleveland
Joey Mbu	DT	San Antonio (AAF)
Jordan Mills	T	Buffalo
Robert Nkemdiche	DT	Arizona
Nate Orchard	LB	Seattle
Tyler Patmon	CB	Jacksonville
Chris Reed	G/C	Jacksonville
David Rivers	CB	Tampa Bay
Jake Rudock	QB	Detroit
Terrance Smith	LB	Kansas City
Clive Walford	TE	N.Y. Jets
Mark Walton	RB	Cincinnati
Adolphus Washington	DT	Cincinnati
Jomal Wiltz	CB	New England

ACQUIRED FROM WAIVERS (1)

Will Holden	OL	Arizona
-------------	----	---------

ACQUIRED VIA TRADE (1)

Josh Rosen	QB	Arizona
------------	----	---------

PLAYERS FROM 2018 ROSTER NOT CURRENTLY WITH THE DOLPHINS

UNRESTRICTED FREE AGENTS (10)

Stephone Anthony	LB	Atlanta
A.J. Derby	TE	New Orleans
David Fales	QB	Detroit
MarQueis Gray	TE	
William Hayes	DE	
Ziggy Hood	DE	New Orleans
Brock Osweiler	QB	
Travis Swanson	C	
Sylvester Williams	DT	New Orleans
Sam Young	T	

FREE AGENTS (2)

Jake Brendel	C	Denver
Leonte Carroo	WR	

UNRESTRICTED FREE AGENTS LOST (6)

Brandon Bolden	RB	New England
Frank Gore	RB	Buffalo
Ja'Wuan James	T	Denver
Wesley Johnson	C	San Francisco
Senorise Perry	RB	Buffalo
Cameron Wake	DE	Tennessee

TRADED (2)

Ryan Tannehill	QB	Tennessee
Robert Quinn	DE	Dallas

RELEASED/WAIVED (6)

Danny Amendola	WR	Detroit
Isaac Asiata	G	
Andre Branch	DE	Arizona
Luke Falk	QB	N.Y. Jets
Ted Larsen	C/G	Chicago
Josh Sitton	G	

* as of Aug. 24, 2019



MIAMI DOLPHINS 2019 DRAFT CLASS

Rd 1 // Pick 13



Christian WILKINS
Clemson // DT
6-4 // 315

Rd 3 // Pick 78




Michael DEITER
Wisconsin // OL
6-6 // 310

Rd 5 // Pick 151



Andrew VAN GINKEL
Wisconsin // LB
6-4 // 236

Rd 6 // Pick 202



Isaiah PRINCE
Ohio State // T
6-7 // 310

Rd 7 // Pick 233



Chandler COX
Auburn // RB
6-1 // 242

Rd 7 // Pick 234



Myles GASKIN
Washington // RB
5-10 // 193

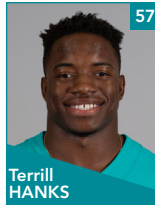
MIAMI DOLPHINS 2019 UNDRAFTED CLASS



Shaq CALHOUN
Mississippi State // G
6-3 // 320




Wesley FARNSWORTH
Nevada // LS
6-1 // 230



Terrill HANKS
New Mexico St. // LB
6-3 // 225



Montre HARTAGE
Northwestern // DB
6-0 // 195



Dewayne HENDRIX
Pittsburgh // DE
6-4 // 265




Trenton IRWIN
Stanford // WR
6-2 // 204



Patrick LAIRD
California // RB
6-0 // 205



Jonathan LEDBETTER
Georgia // DE
6-4 // 280



Aaron MONTEIRO
Boston College // T
6-7 // 320



Chris MYRICK
Temple // TE
6-5 // 250



Nik NEEDHAM
UTEP // CB
6-0 // 203



Cory THOMAS
Mississippi State // DT
6-5 // 310



Tre WATSON
Maryland // LB
6-2 // 236



Preston WILLIAMS
Colorado State // WR
6-4 // 210



DOLPHINS PRESEASON TELEVISION

WFOR-TV CBS4 will once again be the preseason television home of Dolphins football and the official home of the Miami Dolphins in South Florida. Three of the four games will be shown on the CBS station in the Miami-Ft. Lauderdale market. The third preseason game at Hard Rock Stadium on Thursday, Aug. 22 will be nationally televised on FOX.



The games can be heard on Miami's Sportsradio 560 WQAM, the official flagship radio partner of the franchise, and simulcast on KISS 99.9 FM. Fans also can listen to the Dolphins in Spanish on Univision Deportes Radio WQBA 1140 AM.

It marks the 24th consecutive season CBS4 has served as the preseason television home of Dolphins football. The games on WFOR also will be carried on WBBH/NBC Ch. 2 in Naples/Ft. Myers, WPEC Ch. 12 and WWHB Ch. 48 (Spanish) in West Palm Beach/Treasure Coast and WRDQ Ch. 27 in Orlando.

Dick Stockton handles the play-by play for the games on WFOR. Stockton has a long history of covering almost every major sports event on a national level. Currently, he is a member of FOX's NFL broadcast team and also handles national telecasts of Major League Baseball and the National Basketball Association on both FOX and Turner Sports.

Joining Stockton as a color analyst will be former Dolphins great and Pro Football Hall of Fame member Bob Griese. Jason Taylor, the Dolphins most recent Pro Football Hall of Fame inductee and one of the most popular players in club history, will handle color commentary. Kim Bokamper, a former Dolphins Pro Bowl linebacker, will continue in his role on WFOR's broadcast team as a sideline reporter.

2019 MIAMI DOLPHINS PRESEASON TV SCHEDULE

DATE	OPPONENT	BROADCAST	TIME (ET)
Thurs., Aug. 8	ATLANTA FALCONS	WFOR CBS4	7:30 p.m.
Fri., Aug. 16	at Tampa Bay Buccaneers	WFOR CBS4	7:30 p.m.
Thurs., Aug. 22	JACKSONVILLE JAGUARS	FOX	8 p.m.
Thurs., Aug. 29	at New Orleans Saints	WFOR CBS4	8 p.m.

BROADCAST TEAM PRESEASON TV

JASON TAYLOR

HALL OF FAME DEFENSIVE END / LINEBACKER


BOB GRIESE

HALL OF FAME QUARTERBACK

DICK STOCKTON

KIM BOKAMPER

FORMER LINEBACKER / DEFENSIVE END





DOLPHINS RADIO BROADCASTS



On May 19, 2016, the Miami Dolphins announced a multi-year radio broadcast rights partnership with 560 The Joe, with the station becoming the official English flagship radio partner of the franchise. In addition, all Dolphins games are simulcast on KISS 99.9 FM “South Florida’s NEW Country” and feature expanded pre-, halftime and postgame shows. The games also can be heard on Dolphins.com and throughout South and Central Florida on a variety of stations that make up the Miami Dolphins Radio Network.



The Dolphins previously had their games broadcast on 560 The Joe during the 1997-2004 and 2007-09 seasons.

As part of the agreement, 560 The Joe has the English radio broadcast rights for all preseason, regular season and playoff games. Dolphins fans who tune into 560 The Joe have the opportunity to listen to live broadcasts of Head Coach Brian Flores’s day-after-game press conferences and “Dolphins Friday,” a day of Dolphins-centric content on the station featuring interviews with players, coaches and team executives. Additionally, CBS Radio Miami promotes Miami Dolphins Foundation and community initiatives across multiple platforms.



Bob Griese, Joe Rose and Jimmy Cefalo

The preseason English radio broadcast team on Sportsradio 560 The Joe consists of former wide receiver Jimmy Cefalo handling the play-by-play duties with former tight end Joe Rose providing the game analysis.



Roly Martin and Eduardo Martell

During the regular season, Cefalo and Rose are joined by former Hall of Fame quarterback Bob Griese serving as an analyst with former Dolphins Pro Bowl linebacker/defensive end Kim Bokamper reporting from the sidelines.

Univision Deportes Radio 1140 AM is the Dolphins official Spanish radio broadcast partner for all preseason, regular season and playoff games (with Roly Martin handling the play-by-play and Eduardo Martell providing the game analysis). WQBA 1140 AM additionally airs a pregame show and postgame show.



2019 MIAMI DOLPHINS RADIO NETWORKS

LOCATION	NETWORK	LOCATION	NETWORK
Fort Lauderdale	WQAM 560 AM	Miami	KISS 99.9 FM
Fort Lauderdale	KISS 99.9 FM	Miami	WQBA 1140 AM (Spanish)
Fort Lauderdale	WQBA 1140 AM (Spanish)	Orlando	ESPN 580 AM
Fort Myers	WRXK 96 FM	Port St. Lucie	WPSL AM 1590 AM
Key West	WKWF 1600 AM	West Palm Beach	ESPN 106.3 FM
Miami	WQAM 560 AM	West Palm Beach	ESPN Deportes 760 AM (Spanish)



ROSTER, DEPTH CHART & TRANSACTIONS



DEPTH CHART

OFFENSE

POS	NO	NAME	NO	NAME	NO	NAME	NO	NAME	NO	NAME				
WR	11	Parker	19	Grant	<u>82</u>	Williams	<u>80</u>	Rahming						
LT	78	Tunsil	74	Sterup	71	Jones-Smith								
LG	<u>63</u>	Deiter	61	Fuller	70	Dunn								
C	67	Kilgore	64	Reed	68	Adams								
RG	77	Je. Davis	<u>62</u>	Calhoun	<u>66</u>	Monteiro	<u>69</u>	Queiroz						
RT	79	Mills	75	Holden	<u>72</u>	Prince								
TE	88	Gesicki	-OR-	83	O'Leary	-OR-	81	Smythe	87	Walford	89	D. Allen	<u>85</u>	Myarick
RB	32	Drake	-OR-	27	Ballage		9	Walton	<u>42</u>	Laird	<u>37</u>	Gaskin	34	Farrow
													<u>38</u>	Cox (FB)
QB	14	R. Fitzpatrick	3	Rosen	5	Rudock								
WR	10	Stills	<u>16</u>	Inwin	86	Hurns								
WR	15	Wilson	84	Ford	17	Butler	18	Horn						

DEFENSE

POS	NO	NAME	NO	NAME	NO	NAME	NO	NAME	NO	NAME
DE	90	Harris	4	Orchard	50	Holmes				
DT	<u>97</u>	Wilkins	93	Spence	94	Mbu	65	Pittman		
DT	56	Godchaux	96	Taylor	53	Washington	<u>48</u>	Thomas	<u>69</u>	Queiroz
DE	95	Carradine	<u>98</u>	Ledbetter	<u>73</u>	Hendrix				
LB	55	Baker	<u>43</u>	Van Ginkel	51	Poling	58	DeLuca		
LB	52	McMillan	<u>44</u>	Watson	59	C. Allen	6	T. Smith		
LB	47	Alonso	49	Eguavoen	<u>57</u>	Hanks				
CB	25	Howard	33	Wiltz	24	McTyer	8	Patmon	<u>40</u>	Needham
CB	21	Rowe	31	Armstrong	36	Ja. Davis	30	Lammons	46	Rivers
S	20	Jones	22	McDonald	35	Aikens				
S	28	McCain	29	M. Fitzpatrick	26	M. Smith	<u>41</u>	Hartage		

SPECIALISTS

POS	NO	NAME	NO	NAME	NO	NAME	NO	NAME	NO	NAME
K	7	Sanders								
P	2	Haack								
H	2	Haack								
LS	92	Denney	<u>1</u>	Farnsworth						
KR	19	Grant	32	Drake	84	Ford	<u>37</u>	Gaskin		
PR	19	Grant	10	Stills	32	Drake	<u>16</u>	Inwin	84	Ford

Underlined players are rookies



2019 MIAMI DOLPHINS TRANSACTIONS

*as of Aug. 24, 2019

DATE	POS.	PLAYER/COACH	TRANSACTION
Jan. 1	LB	James Burgess	Signed to futures contract
Jan. 1	C	Connor Hilland	Signed to futures contract
Jan. 1	CB	Chris Lammons	Signed to futures contract
Jan. 1	DT	Jamiyus Pittman	Signed to futures contract
Jan. 1	LB	Quentin Poling	Signed to futures contract
Jan. 1	DE	Jeremiah Valoaga	Signed to futures contract
Jan. 7	LB	Sam Eguavoen	Signed to futures contract
Jan. 12	QB	Jake Rudock	Signed to futures contract
Feb. 1	CB	Dee Delaney	Signed to futures contract
Feb. 4		Brian Flores	Named Head Coach
Feb. 8		Jim Caldwell	Named Assistant Head Coach/ Quarterbacks
Feb. 8		Danny Crossman	Named Special Teams Coordinator
Feb. 8		Patrick Graham	Named Defensive Coordinator
Feb. 8		Chad O'Shea	Named Offensive Coordinator
Feb. 8		Josh Boyer	Named Defensive Pass Game Coordinator/Cornerbacks
Feb. 8		Karl Dorrell	Named Wide Receivers Coach
Feb. 8		Pat Flaherty	Named Offensive Line Coach
Feb. 8		George Godsey	Named Tight Ends Coach
Feb. 8		Marion Hobby	Named Defensive Line Coach
Feb. 8		Rob Leonard	Named Linebackers Coach
Feb. 8		Tony Oden	Moved to Safeties Coach
Feb. 8		Jerry Schuplinski	Named Assistant Quarterbacks Coach
Feb. 8		Eric Stutesville	Moved to Running Backs Coach
Feb. 8		Josh Grizzard	Moved to Quality Control Coach
Feb. 8		Matt Lombardi	Named Quality Control Coach
Feb. 8		Tiquan Underwood	Named Quality Control Coach
Feb. 8	LS	John Denney	Re-signed
Feb. 11		Brendan Farrell	Named Assistant Special Teams Coach
Feb. 15	DE	Tank Carradine	Signed as FA
Feb. 15	CB	Jomal Wiltz	Signed as FA
Feb. 18		Mike Judge	Named Quality Control Coach
March 6	G	Isaac Asiata	Placed Exclusive Rights Tender
March 6	G/T	Jesse Davis	Placed Exclusive Rights Tender
March 6	T	Zach Sterup	Placed Exclusive Rights Tender
March 6	DE	Jonathan Woodard	Placed Exclusive Rights Tender
March 7	DE	Andre Branch	Released
March 7	C/G	Ted Larsen	Released
March 8	WR	Danny Amendola	Released
March 9	TE	Dwayne Allen	Signed as FA
March 12	WR	DeVante Parker	Signed Contract Extension
March 13	G	Josh Sitton	Released
March 14	CB	Eric Rowe	Signed as UFA (NE)
March 14	TE	Clive Walford	Signed as FA
March 15	QB	Ryan Tannehill	Traded (Ten.)
March 18	QB	Ryan Fitzpatrick	Signed as UFA (TB)
March 18	C/G	Chris Reed	Signed as FA
March 22	LB	Mike Hull	Re-signed
March 29	DE	Robert Quinn	Traded (Dal.)

DATE	POS.	PLAYER/COACH	TRANSACTION
April 1	G	Isaac Asiata	Signed Exclusive Rights Tender
April 1	G/T	Jesse Davis	Signed Exclusive Rights Tender
April 1	T	Zach Sterup	Signed Exclusive Rights Tender
April 1	DE	Jonathan Woodard	Signed Exclusive Rights Tender
April 8	DT	Durval Queiroz Neto	Allocated by NFL's International Player Pathway Program
April 8	WR	Ricardo Louis	Signed as FA
April 9	G	Michael Dunn	Signed as FA
April 9	LB	Jayrone Elliott	Signed as FA
April 9	RB	Kenneth Farrow	Signed as FA
April 9	DE	Tyrone Holmes	Signed as FA
April 9	WR	Reece Horn	Signed as FA
April 9	T	Jaryd Jones-Smith	Signed as FA
April 9	DT	Joey Mbu	Signed as FA
April 25	DT	Christian Wilkins	Selected in NFL draft – D1, '19
April 26	QB	Josh Rosen	Acquired by Miami in trade (Ari.)
April 26	G	Michael Deiter	Selected in NFL draft – D3, '19
April 27	LB	Andrew Van Ginkel	Selected in NFL draft – D5, '19
April 27	T	Isaiah Prince	Selected in NFL draft – D6, '19
April 27	FB	Chandler Cox	Selected in NFL draft – D7a, '19
April 27	RB	Myles Gaskin	Selected in NFL draft – D7b, '19
May 1	CB	Dee Delaney	Waived
May 1	QB	Luke Falk	Waived
May 1	DE	Jeremiah Valoaga	Waived
May 9	T	Jordan Mills	Signed as FA
May 9	DT	Christian Wilkins	Signed (D1, '19)
May 9	LB	Andrew Van Ginkel	Signed (D5, '19)
May 9	T	Isaiah Prince	Signed (D6, '19)
May 9	RB	Chandler Cox	Signed (D7a, '19)
May 9	RB	Myles Gaskin	Signed (D7b, '19)
May 9	C/G	Ryan Anderson	Signed as undrafted college FA
May 9	G	Shaq Calhoun	Signed as undrafted college FA
May 9	LS	Wesley Farnsworth	Signed as undrafted college FA
May 9	LB	Terrill Hanks	Signed as undrafted college FA
May 9	S	Montre Hartage	Signed as undrafted college FA
May 9	DE	Dewayne Hendrix	Signed as undrafted college FA
May 9	CB	Tyler Horton	Signed as undrafted college FA
May 9	WR	Trenton Irwin	Signed as undrafted college FA
May 9	RB	Patrick Laird	Signed as undrafted college FA
May 9	DE	Jonathan Ledbetter	Signed as undrafted college FA
May 9	G/T	Aaron Monteiro	Signed as undrafted college FA
May 9	TE	Chris Myarick	Signed as undrafted college FA
May 9	CB	Nik Needham	Signed as undrafted college FA
May 9	S	Rob Rolle	Signed as undrafted college FA
May 9	DT	Cory Thomas	Signed as undrafted college FA
May 9	LB	Tre' Watson	Signed as undrafted college FA
May 9	WR	Preston Williams	Signed as undrafted college FA
May 9	P	Stone Wilson	Signed as undrafted college FA
May 12	C	Connor Hilland	Waived
May 12	S	Rob Rolle	Waived
May 12	C	Kirk Barron	Signed as FA
May 12	CB	Jamar Summers	Signed as FA
May 12	RB	Mark Walton	Signed as FA

PRONUNCIATION GUIDE

PLAYER	PHONETICALLY	PLAYER	PHONETICALLY	PLAYER	PHONETICALLY
RB Kalen Ballage	KAY-lun buh-LODGE	CB Chris Lammons	luh-MAWNS	TE Durham Smythe	sm-eye-th
G Michael Deiter	DEE-ter	DT Joey Mbu	EHM-boo	T Zach Sterup	STIR-up
LB Sam Eguavoen	eh-GWAHV-en	LB Raekwon McMillan	RAY-kwon	CB Cordrea Tankersley	cohr-DRAY
RB Kenneth Farrow	FAIR-oh	G/T Aaron Monteiro	mon-tair-row	T Laremy Tunsil	LAIR-uh-mee TUHN-suhl
TE Mike Gesicki	guh-sick-ee	DT Robert Nkemdiche	kim-DEE-chee	COACH	PHONETICALLY
DT Davon Godchaux	Duh-VAHN GOD-chaw	DT Jamiyus Pittman	juh-mye-us	Dave DeGuglielmo	day-GHOU-lyell-mo
P Matt Haack	HAWK	WR T.J. Rahming	RAMM-ing	Dave Puloka	Puh-LOH-kuh
CB Xavier Howard	EX-ay-vee-n	QB Jake Rudock	ROO-dock	Jerry Schuplinski	shu-PLIN-skee



2019 MIAMI DOLPHINS TRANSACTIONS

*as of Aug. 24, 2019

DATE	POS.	PLAYER/COACH	TRANSACTION
May 13	CB	Xavien Howard	Signed Contract Extension
May 16	G	Isaac Asiata	Waived/Injured
May 16	C	Kirk Barron	Waived
May 16	WR	Ricardo Louis	Placed on Injured Reserve
May 16	C	Tony Adams	Signed as FA
May 16	C/G	Kyle Fuller	Signed as FA
May 16	DE	Nate Orchard	Signed as FA
May 23	LB	James Burgess	Waived
May 23	DT	Adolphus Washington	Signed as FA
June 4	CB	Tyler Horton	Waived/Left Team
June 14	G	Michael Deiter	Signed (D3, '19)
July 19	WR	Saeed Blacknall	Acquired from waivers (Oak.)
July 21	CB	Jamar Summers	Waived
July 21	OL	Will Holden	Acquired from waivers (Ari.)
July 21	DT	Kendrick Norton	Placed on RESERVE/NFI
July 21	TE	Dwayne Allen	Placed on ACTIVE/PUP
July 21	LB	Mike Hull	Placed on ACTIVE/PUP
July 21	CB	Cordrea Tankersley	Placed on ACTIVE/PUP
July 22	CB	Tyler Patmon	Signed as FA
July 23	C/G	Ryan Anderson	Waived
July 23	CB	David Rivers	Signed as FA
July 24	LB	Jayrone Elliott	Waived
July 24	S	T.J. McDonald	Placed on ACTIVE/PUP
July 26	WR	Allen Hurns	Signed as FA
July 26	S	T.J. McDonald	Activated from ACTIVE/PUP
July 29		Pat Flaherty	Relieved of his duties as Offensive Line Coach
July 29		Dave DeGuglielmo	Promoted to Offensive Line Coach
July 31	TE	Dwayne Allen	Activated from ACTIVE/PUP
July 31	P	Stone Wilson	Waived
Aug. 2	LB	Nick DeLuca	Signed as FA
Aug. 5	LB	Mike Hull	Placed on RESERVE/PUP
Aug. 8	DT	Robert Nkemdiche	Signed as FA
Aug. 8	DT	Robert Nkemdiche	Placed on ACTIVE/PUP
Aug. 11	DE	Jonathan Woodard	Waived/Injured
Aug. 11	LB	Terrance Smith	Signed as FA
Aug. 20	WR	Saeed Blacknall	Waived/Injured
Aug. 20	WR	T.J. Rahming	Signed as FA
Aug. 21	WR	Jakeem Grant	Signed Contract Extension



2019 MIAMI DOLPHINS POSITIONAL ROSTER

*as of Aug. 24, 2019

OFFENSE (42)

QUARTERBACKS (3)

NO	NAME	POS	HT	WT	EXP	COLLEGE
3	Rosen, Josh	QB	6-4	215	2	UCLA '18
5	Rudock, Jake	QB	6-3	212	4	Michigan '16
14	Fitzpatrick, Ryan	QB	6-2	228	15	Harvard '05

RUNNING BACKS (7)

NO	NAME	POS	HT	WT	EXP	COLLEGE
9	Walton, Mark	RB	5-10	200	2	Miami (FL) '18
27	Ballage, Kalen	RB	6-2	231	2	Arizona State '18
32	Drake, Kenyan	RB	6-1	211	4	Alabama '16
34	Farrow, Kenneth	RB	5-9	215	2	Houston '19
37	Gaskin, Myles	RB	5-10	200	R	Washington '19
38	Cox, Chandler	FB	6-1	240	R	Auburn '19
42	Laird, Patrick	RB	6-0	205	R	California '19

WIDE RECEIVERS (11)

NO	NAME	POS	HT	WT	EXP	COLLEGE
10	Stills, Kenny	WR	6-1	202	7	Oklahoma '13
11	Parker, DeVante	WR	6-3	216	5	Louisville '15
15	Wilson, Albert	WR	5-9	195	6	Georgia State '14
16	Irwin, Trenton	WR	6-2	207	R	Stanford '19
17	Butler, Brice	WR	6-3	211	7	San Diego State '13
18	Horn, Reece	WR	6-3	213	1	Indianapolis '16
19	Grant, Jakeem	WR	5-7	171	4	Texas Tech '16
80	Rahming, T.J.	WR	5-10	170	R	Duke '19
82	Williams, Preston	WR	6-5	218	R	Colorado State '19
84	Ford, Isaiah	WR	6-2	194	2	Virginia Tech '17
86	Hurns, Allen	WR	6-3	195	6	Miami (FL) '14

TIGHT ENDS (6)

NO	NAME	POS	HT	WT	EXP	COLLEGE
81	Fuller, Durham	TE	6-6	260	2	Notre Dame '18
83	O'Leary, Nick	TE	6-3	252	4	Florida State '15
85	Myarick, Chris	TE	6-5	255	R	Temple '19
87	Walford, Clive	TE	6-4	252	5	Miami (FL) '15
88	Gesicki, Mike	TE	6-6	250	2	Penn State '18
89	Allen, Dwayne	TE	6-4	260	8	Clemson '12

OFFENSIVE LINEMEN (15)

NO	NAME	POS	HT	WT	EXP	COLLEGE
61	Fuller, Kyle	C/G	6-5	320	2	Baylor '17
62	Calhoun, Shaq	G	6-3	310	R	Mississippi State '19
63	Deiter, Michael	G	6-6	310	R	Wisconsin '19
64	Reed, Chris	C/G	6-4	320	4	Minnesota State '15
66	Monteiro, Aaron	G/T	6-6	315	R	Boston College '19
67	Kilgore, Daniel	C	6-3	291	9	Appalachian St. '08
68	Adams, Tony	C	6-2	312	1	North Carolina St. '18
70	Dunn, Michael	G	6-5	307	1	Maryland '17
71	Jones-Smith, Jaryd	T	6-7	345	1	Pittsburgh '18
72	Prince, Isaiah	T	6-7	305	R	Ohio State '19
74	Zech, Taper	T	6-9	323	3	Nebraska '15
75	Holden, Will	OL	6-7	312	2	Vanderbilt '17
77	Davis, Jesse	G/T	6-6	325	3	Idaho '16
78	Tunsil, Laremy	T	6-5	313	4	Mississippi '16
79	Mills, Jordan	T	6-5	316	7	Louisiana Tech '13

INJURED RESERVE (1)

NO	NAME	POS	HT	WT	EXP	COLLEGE
80	Louis, Ricardo	WR	6-2	215	4	Auburn '16

RESERVE/PUP (1)

NO	NAME	POS	HT	WT	EXP	COLLEGE
45	Hull, Mike	LB	6-0	232	3	Penn State '15

RESERVE/NON-FOOTBALL INJURY (1)

NO	NAME	POS	HT	WT	EXP	COLLEGE
75	Norton, Kendrick	DT	6-3	309	1	Miami (FL) '18

DEFENSE (43)

DEFENSIVE LINEMEN (15)

NO	NAME	POS	HT	WT	EXP	COLLEGE
4	Orchard, Nate	DE	6-4	251	5	Utah '15
48	Thomas, Cory	DT	6-6	315	R	Mississippi State '19
50	Holmes, Tyrone	DE	6-2	248	2	Montana '16
53	Washington, Adolphus	DT	6-4	295	4	Ohio State '16
56	Godchaux, Davon	DT	6-3	311	3	LSU '17
65	Pittman, Jamiyus	DT	6-2	307	1	Central Florida '18
69	Queiroz Neto, Durval	DT	6-4	330	R	None
73	Hendrix, Dewayne	DE	6-4	270	R	Pittsburgh '19
90	Harris, Charles	DE	6-3	252	3	Missouri '17
93	Spence, Akeem	DT	6-1	303	7	Illinois '13
94	Mbu, Joey	DT	6-3	330	2	Houston '15
95	Carradine, Tank	DE	6-4	267	5	Florida State '13
96	Taylor, Vincent	DT	6-3	311	3	Oklahoma State '17
97	Wilkins, Christian	DT	6-4	315	R	Clemson '19
98	Ledbetter, Jonathan	DE	6-4	280	R	Georgia '19

LINEBACKERS (11)

NO	NAME	POS	HT	WT	EXP	COLLEGE
6	Smith, Terrance	LB	6-2	235	4	Florida State '16
43	Van Ginkel, Andrew	LB	6-4	242	R	Wisconsin '19
44	Watson, Tre'	LB	6-3	241	R	Maryland '19
47	Alonso, Kiko	LB	6-3	239	7	Oregon '13
49	Eguavoen, Sam	LB	6-0	236	1	Texas Tech '15
51	Poling, Quentin	LB	6-1	235	1	Ohio '18
52	McMillan, Raekwon	LB	6-2	242	3	Ohio State '17
55	Baker, Jerome	LB	6-2	225	2	Ohio State '18
57	Hanks, Terrill	LB	6-2	241	R	New Mexico State '19
58	DeLuca, Nick	LB	6-3	245	2	North Dakota St. '18
59	Allen, Chase	LB	6-3	246	3	Southern Illinois '17

DEFENSIVE BACKS (17)

NO	NAME	POS	HT	WT	EXP	COLLEGE
8	Patmon, Tyler	CB	5-10	188	5	Oklahoma State '14
20	Jones, Reshad	S	6-1	215	10	Georgia '10
21	Rowe, Eric	CB	6-1	205	5	Utah '15
22	McDonald, T.J.	S	6-2	215	7	USC '13
24	McTyer, Torry	CB	5-11	188	3	UNLV '17
25	Howard, Xavier	CB	6-1	198	4	Baylor '16
26	Smith, Maurice	S	6-0	194	3	Georgia '17
28	McCain, Bobby	S	5-11	192	5	Memphis '15
29	Fitzpatrick, Minkah	S	6-1	207	2	Alabama '18
30	Lammons, Chris	CB	5-10	190	1	South Carolina '18
31	Armstrong, Cornell	CB	6-0	185	2	Southern Miss '18
33	Wiltz, Jomal	CB	5-10	180	1	Iowa State '17
35	Aikens, Walt	S	6-1	200	6	Liberty '14
36	Davis, Jalen	CB	5-10	185	1	Utah State '18
40	Needham, Nik	CB	6-0	193	R	UTEP '19
41	Hartage, Montre	S	6-0	190	R	Northwestern '19
46	Rivers, David	CB	6-2	185	1	Youngstown State '17

SPECIALISTS (4)

NO	NAME	POS	HT	WT	EXP	COLLEGE
1	Farnsworth, Wesley	LS	6-1	240	R	Nevada '19
2	Haack, Matt	P	6-0	205	3	Arizona State '17
7	Sanders, Jason	K	5-11	186	2	New Mexico '18
92	Denney, John	LS	6-5	242	15	Brigham Young '05

ACTIVE/PUP (2)

NO	NAME	POS	HT	WT	EXP	COLLEGE
23	Tankensley, Cordrea	CB	6-1	200	3	Clemson '17
60	Nkemdiche, Robert	DT	6-4	296	4	Mississippi '16



2019 MIAMI DOLPHINS – HOW THEY WERE ACQUIRED

*as of Aug. 24, 2019

	DRAFT (28)	TRADES (5)	WAIVERS (1)	FREE AGENTS (57)
2005				LS John Denney
2010	S Reshad Jones (5b)			
2014	S Walt Aikens (4)			
2015	WR DeVante Parker (1) S Bobby McCain (5a)	WR Kenny Stills (N.O.)		
2016	T Laremy Tunsil (1) CB Xavier Howard (2) RB Kenyan Drake (3a) WR Jakeem Grant (6a)	LB Kiko Alonso (Phi.)		
2017	DE Charles Harris (1) LB Raekwon McMillan (2) CB Cordrea Tankersley (3) DT Davon Godchaux (5b) DT Vincent Taylor (6) WR Isaiah Ford (7)			LB Chase Allen G/T Jesse Davis P Matt Haack S T.J. McDonald (LAR) CB Tory McTyer S Maurice Smith T Zach Sterup
2018	S Minkah Fitzpatrick (1) TE Mike Gesicki (2) LB Jerome Baker (3) TE Durham Smythe (4a) RB Kalen Ballage (4b) CB Cornell Armstrong (6) LB Quentin Poling (7a) K Jason Sanders (7b)	C Daniel Kilgore (SF) DT Akeem Spence (Det.)		WR Brice Butler CB Jalen Davis CB Chris Lammons TE Nick O'Leary DT Jamiyus Pittman WR Albert Wilson (KC)
2019	DT Christian Wilkins (1) G Michael Deiter (3) LB Andrew Van Ginkel (5) T Isaiah Prince (6) FB Chandler Cox (7a) RB Myles Gaskin (7b)	QB Josh Rosen (Ari.)	OL Will Holden (Ari.)	C Tony Adams TE Dwayne Allen G Shaq Calhoun DE Tank Carradine LB Nick DeLuca G Michael Dunn LB Sam Eguavoen LS Wesley Farnsworth RB Kenneth Farrow QB Ryan Fitzpatrick (TB) C/G Kyle Fuller LB Terrill Hanks S Montre Hartage DE Dewayne Hendrix DE Tyrone Holmes WR Reece Horn WR Allen Hurns WR Trenton Irwin T Jaryd Jones-Smith RB Patrick Laird DE Jonathan Ledbetter DT Joey Mbu T Jordan Mills G/T Aaron Monteiro TE Chris Myarick CB Nik Needham DT Robert Nkemdiche DE Nate Orchard CB Tyler Patmon DT Durval Queiroz Neto (IPP) WR T.J. Rahming C/G Chris Reed CB David Rivers CB Eric Rowe (NE) QB Jake Rudock LB Terrance Smith DT Cory Thomas TE Clive Walford RB Mark Walton DT Adolphus Washington LB Tre' Watson WR Preston Williams CB Jomal Wiltz



2019 MIAMI DOLPHINS PRACTICE SQUAD ELIGIBILITY

*as of Aug. 24, 2019

Players highlighted in **AQUA** are practice squad eligible for 2019

OFFENSE (42)

QUARTERBACKS (3)						
NO	NAME	POS	HT	WT	EXP	COLLEGE
3	Rosen, Josh	QB	6-4	215	2	UCLA '18
5	Rudock, Jake	QB	6-3	212	4	Michigan '16
14	Fitzpatrick, Ryan	QB	6-2	228	15	Harvard '05

RUNNING BACKS (7)						
NO	NAME	POS	HT	WT	EXP	COLLEGE
9	Walton, Mark	RB	5-10	200	2	Miami (FL) '18
27	Ballage, Kalen	RB	6-2	231	2	Arizona State '16
32	Drake, Kenyan	RB	6-1	211	4	Alabama '18
34	Farrow, Kenneth	RB	5-9	215	2	Houston '16
37	Gaskin, Myles	RB	5-10	200	R	Washington '19
38	Cox, Chandler	FB	6-1	240	R	Auburn '19
42	Laird, Patrick	RB	6-0	205	R	California '19

WIDE RECEIVERS (11)						
NO	NAME	POS	HT	WT	EXP	COLLEGE
10	Stills, Kenny	WR	6-1	202	7	Oklahoma '13
11	Parker, DeVante	WR	6-3	216	5	Louisville '15
15	Wilson, Albert	WR	5-9	195	6	Georgia State '14
16	Irwin, Trenton	WR	6-2	207	R	Stanford '19
17	Butler, Brice	WR	6-3	211	7	San Diego State '13
18	Horn, Reece	WR	6-3	213	1	Indianapolis '16
19	Grant, Jakeem	WR	5-7	171	4	Texas Tech '16
80	Rahming, T.J.	WR	5-10	170	R	Duke '19
82	Williams, Preston	WR	6-5	218	R	Colorado State '19
84	Ford, Isaiah	WR	6-2	194	2	Virginia Tech '17
86	Hurns, Allen	WR	6-3	195	6	Miami (FL) '14

TIGHT ENDS (6)						
NO	NAME	POS	HT	WT	EXP	COLLEGE
81	Smythe, Durham	TE	6-6	260	2	Notre Dame '18
83	O'Leary, Nick	TE	6-3	252	4	Florida State '15
85	Myarick, Chris	TE	6-5	255	R	Temple '19
87	Walford, Clive	TE	6-4	252	5	Miami (FL) '15
88	Gesicki, Mike	TE	6-6	250	2	Penn State '18
89	Allen, Dwayne	TE	6-4	260	8	Clemson '12

OFFENSIVE LINEMEN (15)						
NO	NAME	POS	HT	WT	EXP	COLLEGE
61	Fuller, Kyle	C/G	6-5	320	2	Baylor '17
62	Calhoun, Shaq	G	6-3	310	R	Mississippi State '19
63	Deiter, Michael	G	6-6	310	R	Wisconsin '19
64	Reed, Chris	C/G	6-4	320	4	Minnesota State '15
66	Monteiro, Aaron	G/T	6-6	315	R	Boston College '19
67	Kilgore, Daniel	C	6-3	291	9	Appalachian St. '08
68	Adams, Tony	C	6-2	312	1	North Carolina St. '18
70	Dunn, Michael	G	6-5	307	1	Maryland '17
71	Jones-Smith, Jaryd	T	6-7	345	1	Pittsburgh '18
72	Prince, Isaiah	T	6-7	305	R	Ohio State '19
74	Sterup, Zach	T	6-9	323	3	Nebraska '15
75	Holden, Will	OL	6-7	312	2	Vanderbilt '17
77	Davis, Jesse	G/T	6-6	325	3	Idaho '16
78	Tunsi, Laremy	T	6-5	313	4	Mississippi '16
79	Mills, Jordan	T	6-5	316	7	Louisiana Tech '13

DEFENSE (43)

DEFENSIVE LINEMEN (15)						
NO	NAME	POS	HT	WT	EXP	COLLEGE
4	Orchard, Nate	LB	6-4	251	5	Utah '15
48	Thomas, Cory	DT	6-6	315	R	Mississippi State '19
50	Holmes, Tyrone	LB	6-2	248	2	Montana '16
53	Washington, Adolphus	DT	6-4	295	4	Ohio State '16
56	Godchaux, Davon	DT	6-3	311	3	LSU '17
65	Pittman, Jamiyus	DT	6-2	307	R	Central Florida '18
69	Queiroz Neto, Duval	DT	6-4	330	R	None
73	Hendrix, Dewayne	DE	6-4	270	R	Pittsburgh '19
90	Harris, Charles	DE	6-3	252	3	Missouri '17
93	Spence, Akeem	DT	6-1	303	7	Illinois '13
94	Mbu, Joey	DT	6-3	330	2	Houston '15
95	Carradine, Tank	DE	6-4	267	5	Florida State '13
96	Taylor, Vincent	DT	6-3	311	3	Oklahoma State '17
97	Wilkins, Christian	DT	6-4	315	R	Clemson '19
98	Ledbetter, Jonathan	DE	6-4	280	R	Georgia '19

LINEBACKERS (11)						
NO	NAME	POS	HT	WT	EXP	COLLEGE
6	Smith, Terrance	LB	6-2	235	4	Florida State '16
43	Van Ginkel, Andrew	LB	6-4	242	R	Wisconsin '19
44	Watson, Tre'	LB	6-3	241	R	Maryland '19
47	Alonso, Kiko	LB	6-3	239	7	Oregon '13
49	Eguavoen, Sam	LB	6-0	236	1	Texas Tech '15
51	Poling, Quentin	LB	6-1	235	1	Ohio '18
52	McMillan, Raekwon	LB	6-2	242	3	Ohio State '17
55	Baker, Jerome	LB	6-2	225	2	Ohio State '18
57	Hanks, Terrill	LB	6-2	241	R	New Mexico State '19
58	DeLuca, Nick	LB	6-3	245	2	North Dakota St. '18
59	Allen, Chase	LB	6-3	246	3	Southern Illinois '17

DEFENSIVE BACKS (17)						
NO	NAME	POS	HT	WT	EXP	COLLEGE
8	Patmon, Tyler	CB	5-10	188	5	Oklahoma State '14
20	Jones, Reshad	S	6-1	215	10	Georgia '10
21	Rowe, Eric	CB	6-1	205	5	Utah '15
22	McDonald, T.J.	S	6-2	215	7	USC '13
24	McIyer, Torry	CB	5-11	188	3	UNLV '17
25	Howard, Xavien	CB	6-1	198	4	Baylor '16
26	Smith, Maurice	S	6-0	194	3	Georgia '17
28	McCain, Bobby	S	5-11	192	5	Memphis '15
29	Fitzpatrick, Minkah	S	6-1	207	2	Alabama '18
30	Lammons, Chris	CB	5-10	190	1	South Carolina '18
31	Armstrong, Cornell	CB	6-0	185	2	Southern Miss '18
33	Wiltz, Jomal	CB	5-10	180	1	Iowa State '17
35	Aikens, Walt	S	6-1	200	6	Liberty '14
36	Davis, Jalen	CB	5-10	185	1	Utah State '18
40	Needham, Nik	CB	6-0	193	R	UTEP '19
41	Hartage, Montre	S	6-0	190	R	Northwestern '19
46	Rivers, David	CB	6-2	185	1	Youngstown State '17

SPECIALISTS (4)

NO	NAME	POS	HT	WT	EXP	COLLEGE
1	Farnsworth, Wesley	LS	6-1	240	R	Nevada '19
2	Haack, Matt	P	6-0	205	3	Arizona State '17
7	Sanders, Jason	K	5-11	186	2	New Mexico '18
92	Denney, John	LS	6-5	242	15	Brigham Young '05

ACTIVE/PUP (2)

NO	NAME	POS	HT	WT	EXP	COLLEGE
23	Tankersley, Cordrea	CB	6-1	200	3	Clemson '17
	Nkemdiriche, Robert	DT	6-4	296	4	Mississippi '16



SUPPLEMENTAL STATS



2019 PRESEASON STATISTICS

PRESEASON RESULTS (2-1)

DATE	OPPONENT	SCORE	W/L	ATTENDANCE
Aug. 8	ATLANTA	34-27	W	52,198
Aug. 16	at Tampa Bay	14-16	L	40,013
Aug. 22	JACKSONVILLE	22-7	W	49,317
Aug. 29	at New Orleans			

TEAM STATISTICS

	DOLPHINS	OPPONENTS
TOTAL FIRST DOWNS	63	56
Rushing	18	17
Passing	30	30
Penalty	15	9
3rd Down: Made/Att	13/41	9/37
3rd Down Pct.	31.7%	24.3%
4th Down: Made/Att	0/1	1/4
4th Down Pct.	0.0%	25.0%
POSSESSION AVG.	29:26	30:34
TOTAL NET YARDS	912	889
Avg. Per Game	304.0	296.3
Total Plays	194	192
Avg. Per Play	4.7	4.6
NET YARDS RUSHING	303	246
Avg. Per Game	101.0	82.0
Total Rushes	90	71
NET YARDS PASSING	609	643
Avg. Per Game	203.0	214.3
Sacked/Yards Lost	8/46	11/71
Gross Yards	655	714
Attempts/Completions	96/57	110/64
Completion Pct.	59.4%	58.2%
Had Intercepted	2	1
PUNTS/AVERAGE	15/46.4	17/44.9
NET PUNTING AVG.	41.8	41.8
PENALTIES/YARDS	30/258	32/268
FUMBLES/BALL LOST	3/1	3/2
TOUCHDOWNS	7	5
Rushing	4	3
Passing	3	2
Returns	0	0

SCORE BY QUARTERS

	Q1	Q2	Q3	Q4	OT	TOTAL
Dolphins	3	22	13	32	0	70
Opponents	13	16	0	21	0	50

RUSHING

	NO.	YDS.	AVG.	LG	TD
P.Laird	19	101	5.3	22	1
M.Gaskin	18	50	2.8	9	1
K.Farrow	3	41	13.7	34	0
K.Ballage	18	40	2.2	16	1
J.Rosen	5	29	5.8	14	0
M.Walton	17	23	1.4	9	1
K.Drake	4	12	3.0	9	0
R.Fitzpatrick	3	9	3.0	6	0
C.Cox	1	0	0.0	0	0
J.Rudock	2	-2	-1.0	-1	0
DOLPHINS	90	303	3.4	34	4
OPPONENTS	71	246	3.5	18	3



2019 PRESEASON STATISTICS

PASSING

	ATT	CMP	YDS	CMP%	YDS/ATT	TD	TD%	INT	INT%	LONG	SACK	LOST	RATING
J.Rosen	45	28	352	62.2%	7.8	0	0.0%	1	2.2%	39	5/	26	77.3
J.Rudock	32	17	166	53.1%	5.2	1	3.1%	0	0.0%	30	2/	10	78.4
R.Fitzpatrick	19	12	137	63.2%	7.2	2	10.5%	1	5.3%	25	1/	10	97.9
DOLPHINS	96	57	655	59.4%	6.8	3	3.1%	2	2.1%	39	8/	46	81.7
OPPONENTS	110	64	714	58.2%	6.5	2	1.8%	1	0.9%	41	11/	71	79.9

RECEIVING

	NO.	YDS.	AVG.	LG	TD
P.Williams	6	79	13.2	29	0
B.Butler	5	104	20.8	36	0
C.Walford	5	51	10.2	17	0
A.Hurns	5	32	6.4	12	1
M.Gesicki	4	65	16.3	39	0
M.Gaskin	4	43	10.8	30	0
S.Blacknall	4	43	10.8	21	0
T.Irwin	3	39	13.0	22	0
I.Ford	3	30	10.0	14	0
K.Stills	3	24	8.0	16	0
P.Laird	3	19	6.3	9	1
N.O'Leary	2	39	19.5	25	0
D.Smythe	2	24	12.0	16	0
C.Myarick	2	16	8.0	8t	1
D.Parker	2	-2	-1.0	1	0
R.Horn	1	22	22.0	22	0
M.Walton	1	14	14.0	14	0
K.Farrow	1	12	12.0	12	0
DOLPHINS	57	655	11.5	39	3
OPPONENTS	64	714	11.2	41	2

INTERCEPTIONS

	NO.	YDS.	AVG.	LG	TD
E. Rowe	1	0	0.0	0	0
DOLPHINS	1	0	0.0	0	0
OPPONENTS	2	19	9.5	19	0

PUNTING

	NO.	YDS.	AVG.	NET	TB	IN 20	LG	BLK
M.Haack	15	696	46.4	41.8	1	3	57	0
DOLPHINS	15	696	46.4	41.8	1	3	57	0
OPPONENTS	17	764	44.9	41.8	1	6	57	0

PUNT RETURNS

	RET.	FC	YDS.	AVG.	LG	TD
P.Williams	6	0	14	2.3	11	0
T.Irwin	4	2	18	4.5	9	0
T.Rahming	2	1	2	1.0	2	0
DOLPHINS	12	3	34	2.8	11	0
OPPONENTS	6	3	49	8.2	25	0

KICKOFF RETURNS

	NO.	YDS.	AVG.	LG	TD
I.Ford	5	95	19.0	24	0
M.Gaskin	3	53	17.7	26	0
M. Walton	2	33	16.5	19	0
DOLPHINS	10	181	18.1	26	0
OPPONENTS	8	148	18.5	27	0



2019 PRESEASON STATISTICS

FIELD GOALS

	1-19	20-29	30-39	40-49	50+
J.Sanders	0/0	1/1	0/0	6/6	0/0
DOLPHINS	0/0	1/1	0/0	6/6	0/0
OPPONENTS	0/0	2/2	2/2	1/1	0/1

SCORING

	TOTAL	TDR	TDP	TDR/T	PAT	FG	2-PT	PTS
J.Sanders	0	0	0	0	5/6	7/7	0	26
M.Gaskin	2	1	1	0	0/0	0/0	0	12
M.Walton	2	1	1	0	0/0	0/0	0	12
P.Laird	2	1	1	0	0/0	0/0	0	12
K.Ballage	1	1	0	0	0/0	0/0	0	6
T.Irwin	0	0	0	0	0/0	0/0	1	2
DOLPHINS	7	4	3	0	5/6	7/7	1	70
OPPONENTS	5	3	2	0	3/3	5/6	1	50

TWO-POINT CONVERSIONS

T. Irwin 1

DOLPHINS 1/1, OPPONENTS: 1/2

SACKS

N.Orchard 4.0, D.Hendrix 2.0, C.Harris 1.5, C.Wilkins 1.0, T.Hanks 1.0, J.Baker 0.5, T.Holmes 0.5, J.Ledbetter 0.5

DOLPHINS 11.0, OPPONENTS: 8.0

DEFENSE

PLAYER	SOLO	ASST	TOT	SACKS	YDS	TFL	QBH	INT	PD	FF	FR
Jerome Baker	10	5	15	0.5	5.5	1	1	-	1	-	-
Sam Eguavoen	9	3	12	-	-	3	-	-	-	1	-
Davon Godchaux	4	5	9	-	-	-	-	-	-	-	-
Jomal Wiltz	6	2	8	-	-	-	-	-	-	-	-
Jonathan Ledbetter	1	6	7	0.5	2.5	-	1	-	-	-	-
Torry McTyer	7	0	7	-	-	-	-	-	1	-	-
Nate Orchard	6	1	7	4	20	4	6	-	-	-	-
Christian Wilkins	5	2	7	1	8	1	2	-	-	-	-
Nik Needham	4	3	7	-	-	-	-	-	3	-	-
Nick DeLuca	4	3	7	-	-	1	-	-	-	-	-
Tre Watson	3	4	7	-	-	-	1	-	-	-	-
Eric Rowe	6	0	6	-	-	-	-	1	2	-	1
Terrill Hanks	5	1	6	1	7	1	-	-	-	1	-
Maurice Smith	5	1	6	-	-	-	-	-	-	-	-
Adolphus Washington	5	2	7	-	-	-	-	-	-	-	-
Dewayne Hendrix	3	3	6	2	15	1	3	-	-	1	-
Charles Harris	4	1	5	1.5	10.5	1	5	-	-	-	-
Cornell Armstrong	4	0	4	-	-	-	-	-	-	-	-
Minkah Fitzpatrick	3	1	4	-	-	-	-	-	2	-	-
Bobby McCain	3	1	4	-	-	-	-	-	-	-	-
Jalen Davis	2	2	4	-	-	-	-	-	1	-	-
Xavien Howard	3	0	3	-	-	-	-	-	-	-	-
David Rivers	2	1	3	-	-	-	-	-	-	-	-
Akeem Spence	2	1	3	-	-	-	-	-	-	-	-
Montre Hartage	2	1	3	-	-	-	-	-	-	-	-
Chris Lammons	2	0	2	-	-	1	-	-	1	-	-
T.J. McDonald	2	0	2	-	-	-	-	-	-	-	-
Walt Aikens	1	1	2	-	-	-	-	-	-	-	-
Joey Mbu	1	0	1	-	-	-	-	-	-	-	-
Jamiyus Pittman	1	0	1	-	-	1	-	-	-	-	-
Tyler Patmon	1	0	1	-	-	-	-	-	-	-	-
Tyrone Holmes	0	1	1	0.5	2.5	-	1	-	-	-	1
Andrew Van Ginkel	0	1	1	-	-	-	-	-	-	-	-
Cornellius Carradine	0	1	1	-	-	-	4	-	-	-	-



2019 PRESEASON STATISTICS

NOTE: Special teams and miscellaneous tackles not included on the previous page.

DEFENSIVE TOUCHDOWNS: None.

MISCELLANEOUS TACKLES: Deiter 1, Prince 1.

MISCELLANEOUS FUMBLE RECOVERIES: None.

SACKS:

Orchard (4.0) – 2 vs. Tampa Bay (8/16), 2 vs. Jacksonville (8/22)

Hendrix (2.0) – 2 vs. Atlanta (8/8)

Harris (1.5) – 1.5 vs. Tampa Bay (8/16)

Wilkins (1.0) – 1 vs. Tampa Bay (8/16)

Hanks (1.0) – 1 vs. Jacksonville (8/22)

Baker (0.5) – 0.5 vs. Tampa Bay (8/16)

Holmes (0.5) – 0.5 vs. Atlanta (8/8)

Ledbetter (0.5) – 0.5 vs. Atlanta (8/8)

INTERCEPTIONS:

Rowe (1) – 1 vs. Jacksonville (8/22)

SPECIAL TEAMS								
	SOLO	ASST	TOTAL	FF	FR	BFG	BPAT	BPNT
Chris Lammons	3	-	3	-	1	-	-	-
Sam Eguavoen	3	1	4	-	-	-	-	-
Nik Needham	1	-	1	-	-	-	-	-
Tre Watson	1	-	1	-	-	-	-	-
Cornell Armstrong	1	-	1	-	-	-	-	-
Walt Aikens	1	-	1	-	-	-	-	-
Durham Smythe	1	-	1	-	-	-	-	-
Matt Haack	1	-	1	-	-	-	-	-
Preston Williams	-	-	-	-	1	-	-	-
Terrill Hanks	-	1	1	-	-	-	-	-



2018 REGULAR SEASON STATISTICS

REGULAR SEASON RESULTS (7-9)

DATE	OPPONENT	SCORE	W/L	ATTENDANCE
Sept. 9	TENNESSEE	27-20	W	65,184
Sept. 16	at N.Y. Jets	20-12	W	77,982
Sept. 23	OAKLAND	28-20	W	65,667
Sept. 30	at New England	7-38	L	65,878
Oct. 7	at Cincinnati	17-27	L	52,708
Oct. 14	CHICAGO	31-28 (OT)	W	65,791
Oct. 21	DETROIT	21-32	L	65,265
Oct. 25	at Houston	23-42	L	71,726
Nov. 4	N.Y. JETS	13-6	W	65,533
Nov. 11	at Green Bay	12-31	L	78,076
Nov. 25	at Indianapolis	24-27	L	57,069
Dec. 2	BUFFALO	21-17	W	65,155
Dec. 9	NEW ENGLAND	34-33	W	66,087
Dec. 16	at Minnesota	17-41	L	66,841
Dec. 23	JACKSONVILLE	7-17	L	65,798
Dec. 30	at Buffalo	17-42	L	67,420

TEAM STATISTICS

	DOLPHINS	OPPONENTS
TOTAL FIRST DOWNS	252	350
Rushing	75	116
Passing	153	195
Penalty	24	39
3rd Down: Made/Att	56/186	84/196
3rd Down Pct.	30.1%	42.9%
4th Down: Made/Att	8/13	6/15
4th Down Pct.	61.5%	40.0%
POSSESSION AVG.	27:49	32:11
TOTAL NET YARDS	4,638	6,257
Avg. Per Game	289.9	391.1
Total Plays	878	1,024
Avg. Per Play	5.3	6.1
NET YARDS RUSHING	1,738	2,325
Avg. Per Game	108.6	145.3
Total Rushes	371	485
NET YARDS PASSING	2,900	3,932
Avg. Per Game	181.3	245.8
Sacked/Yards Lost	52/409	31/209
Gross Yards	3,309	4,141
Attempts/Completions	455/292	508/335
Completion Pct.	64.2%	65.9%
Had Intercepted	13	21
PUNTS/AVERAGE	88/44.1	55/42.3
NET PUNTING AVG.	38.4	36.6
PENALTIES/YARDS	108/978	107/856
FUMBLES/BALL LOST	17/10	17/7
TOUCHDOWNS	38	52
Rushing	7	17
Passing	26	31
Returns	5	4

SCORE BY QUARTERS

	Q1	Q2	Q3	Q4	OT	TOTAL
Dolphins	52	115	59	90	3	319
Opponents	89	85	101	158	0	433



2018 REGULAR SEASON STATISTICS

RUSHING

	NO.	YDS.	AVG.	LG	TD
F.Gore	156	722	4.6	39	0
K.Drake	120	535	4.5	54t	4
K.Ballage	36	191	5.3	75t	1
R.Tannehill	32	145	4.5	20	0
B.Bolden	8	91	11.4	54t	2
B.Osweiler	8	21	2.6	7	0
A.Wilson	8	16	2.0	5	0
L.Carroo	1	14	14.0	14	0
J.Grant	1	5	5.0	5	0
D.Amendola	1	-2	-2.0	-2	0
DOLPHINS	371	1738	4.7	75t	7
OPPONENTS	485	2325	4.8	71	17

PASSING

	ATT	CMP	YDS	CMP%	YDS/ATT	TD	TD%	INT	INT%	LONG	SACK	LOST	RATING
R.Tannehill	274	176	1979	64.2%	7.2	17	6.2%	9	3.3%	75t	35	279	92.7
B.Osweiler	178	113	1247	63.5%	7.0	6	3.4%	4	2.2%	75t	17	130	86.0
A.Wilson	1	1	52	100.0%	52.0	1	100.0%	0	0.0%	52t	0	0	158.3
D.Amendola	1	1	28	100.0%	28.0	1	100.0%	0	0.0%	28t	0	0	158.3
K.Stills	1	1	3	100.0%	3.0	1	100.0%	0	0.0%	3t	0	0	118.8
DOLPHINS	455	292	3309	64.2%	7.3	26	5.7%	13	2.9%	75t	52	409	93.0
OPPONENTS	508	335	4141	65.9%	8.2	31	6.1%	21	4.1%	73t	31	209	94.1

RECEIVING

	NO.	YDS.	AVG.	LG	TD
D.Amendola	59	575	9.7	39	1
K.Drake	53	477	9.0	52t	5
K.Stills	37	553	14.9	75t	6
A.Wilson	26	391	15.0	75t	4
D.Parker	24	309	12.9	46	1
M.Gesicki	22	202	9.2	27	0
J.Grant	21	268	12.8	52t	2
F.Gore	12	124	10.3	24	1
K.Ballage	9	56	6.2	31	0
N.O'Leary	8	86	10.8	19	1
B.Butler	6	60	10.0	23t	1
D.Smythe	6	50	8.3	21	0
A.Derby	3	48	16.0	19t	1
B.Bolden	3	13	4.3	9	1
L.Carroo	2	94	47.0	74t	1
R.Tannehill	1	3	3.0	3t	1
DOLPHINS	292	3309	11.3	75t	26
OPPONENTS	335	4141	12.4	73t	31

INTERCEPTIONS

	NO.	YDS.	AVG.	LG	TD
X.Howard	7	52	7.4	39	0
R.Jones	3	109	36.3	54	1
T.McDonald	3	41	13.7	31	0
K.Alonso	3	30	10.0	15	0
M.Fitzpatrick	2	64	32.0	50t	1
J.Baker	1	25	25.0	25t	1
W.Aikens	1	0	0.0	0	0
B.McCain	1	0	0.0	0	0
DOLPHINS	21	321	15.3	54	3
OPPONENTS	13	188	14.5	35	2



2018 REGULAR SEASON STATISTICS

PUNTING

	NO.	YDS.	AVG.	NET	TB	IN 20	LG	BLK
M.Haack	87	3884	44.6	38.4	6	35	65	1
DOLPHINS	88	3884	44.1	38.4	6	35	65	1
OPPONENTS	55	2326	42.3	36.6	1	20	61	1

PUNT RETURNS

	RET.	FC	YDS.	AVG.	LG	TD
J.Grant	14	6	228	16.3	71t	1
D.Amendola	11	9	59	5.4	12	0
K.Stills	2	1	6	3.0	6	0
J.Baker	1	0	0	0.0	0	0
DOLPHINS	28	16	293	10.5	71t	1
OPPONENTS	37	25	384	10.4	70	0

KICKOFF RETURNS

	NO.	YDS.	AVG.	LG	TD
J.Grant	18	535	29.7	102t	1
K.Drake	10	213	21.3	26	0
S.Perry	8	164	20.5	32	0
K.Ballage	2	26	13.0	16	0
D.Smythe	1	0	0.0	0	0
DOLPHINS	39	938	24.1	102t	1
OPPONENTS	13	339	26.1	94t	1

FIELD GOALS

	1-19	20-29	30-39	40-49	50+
J.Sanders	0/0	7/7	3/3	7/9	1/1
DOLPHINS	0/0	7/7	3/3	7/9	1/1
OPPONENTS	0/0	7/7	7/8	4/7	6/10

SCORING

	TOTAL	TDR	TDP	TDRT	PAT	FG	2-PT	PTS
J.Sanders	0	0	0	0	35/36	18/20	0	89
K.Drake	9	4	5	0	0/0	0/0	0	54
K.Stills	6	0	6	0	0/0	0/0	1	38
J.Grant	4	0	2	2	0/0	0/0	0	24
A.Wilson	4	0	4	0	0/0	0/0	0	24
B.Bolden	3	2	1	0	0/0	0/0	0	18
R.Tannehill	1	0	1	0	0/0	0/0	0	6
F.Gore	1	0	1	0	0/0	0/0	0	6
D.Amendola	1	0	1	0	0/0	0/0	0	6
R.Jones	1	0	0	1	0/0	0/0	0	6
D.Parker	1	0	1	0	0/0	0/0	0	6
A.Derby	1	0	1	0	0/0	0/0	0	6
N.O'Leary	1	0	1	0	0/0	0/0	0	6
L.Caroo	1	0	1	0	0/0	0/0	0	6
B.Butler	1	0	1	0	0/0	0/0	0	6
M.Fitzpatrick	1	0	0	1	0/0	0/0	0	6
J.Baker	1	0	0	1	0/0	0/0	0	6
K.Ballage	1	1	0	0	0/0	0/0	0	6
DOLPHINS	38	7	26	5	35/36	18/20	1	319
OPPONENTS	52	17	31	4	47/50	24/32	1	433

TWO-POINT CONVERSIONS

K. Stills 1.

DOLPHINS 1/1, OPPONENTS: 1/2



2018 REGULAR SEASON STATISTICS

SACKS

R.Quinn 6.5, C.Wake 6.0, J.Baker 3.0, B.McCain 2.0, V.Taylor 2.0, A.Spence 2.0, W.Hayes 2.0, A.Branch 1.5, D.Godchaux 1.0, J.Woodard 1.0, J.Phillips 1.0, J.Davis 1.0, C.Harris 1.0, Team 1.0

DOLPHINS 31.0, OPPONENTS: 52.0

DEFENSE

PLAYER	SOLO	ASST	TOT	SACKS	YDS	TFL	QBH	INT	PD	FF	FR
Kiko Alonso	79	46	125	0.0	0	3	3	3	6	3	1
Raekwon McMillan	69	36	105	0.0	0	5	0	0	1	2	1
T.J. McDonald	62	23	85	0.0	0	1	0	3	5	0	1
Minkah Fitzpatrick	50	29	79	0.0	0	2	0	2	9	0	0
Jerome Baker	56	20	76	3.0	28	4	4	1	3	0	0
Reshad Jones	57	15	72	0.0	0	4	1	3	9	0	0
Bobby McCain	50	10	60	2.0	14	3	2	1	5	0	0
Davon Godchaux	31	17	48	1.0	8	6	4	0	0	0	0
Akeem Spence	23	19	42	2.0	10	6	9	0	0	0	0
Robert Quinn	25	13	38	6.5	48	9	15	0	0	2	0
Cameron Wake	21	15	36	6.0	48	5	17	0	1	1	0
Xavier Howard	25	10	35	0.0	0	1	0	7	12	0	1
Torry McTyer	21	8	29	0.0	0	0	0	0	3	0	0
Vincent Taylor	15	12	27	2.0	11	3	2	0	0	0	0
Andre Branch	17	8	25	1.5	12	5	5	0	1	1	1
Charles Harris	8	11	19	1.0	2	2	5	0	0	0	0
Jonathan Woodard	8	2	10	1.0	7	2	2	0	0	0	0
Sylvester Williams	4	4	8	0.0	0	0	0	0	0	0	0
Cornell Armstrong	6	0	6	0.0	0	0	0	0	0	0	0
Mike Hull	6	0	6	0.0	0	0	0	0	0	0	0
Jalen Davis	5	1	6	1.0	5	1	2	0	0	1	0
Ziggy Hood	2	4	6	0.0	0	0	0	0	1	0	0
Cameron Malveaux	1	5	6	0.0	0	0	0	0	0	0	0
Jordan Phillips	3	2	5	1.0	5	1	3	0	1	0	0
William Hayes	4	0	4	2.0	10	3	2	0	0	0	0
Maurice Smith	4	0	4	0.0	0	0	0	0	1	0	0
Cordrea Tankersley	2	2	4	0.0	0	0	0	0	0	0	0
Chase Allen	0	3	3	0.0	0	0	0	0	0	0	0
Walt Aikens	1	1	2	0.0	0	0	0	1	1	0	0
Jamiyus Pittman	0	2	2	0.0	0	0	0	0	0	0	0
Stephone Anthony	0	1	1	0.0	0	0	0	0	0	0	0

NOTE: Special teams and miscellaneous tackles not included above.

DEFENSIVE TOUCHDOWNS: Baker 25-yard interception return vs. N.Y. Jets (11/4), Fitzpatrick 50-yard interception return at Minnesota (12/16), Jones 29-yard interception return at Buffalo (12/30).

MISCELLANEOUS TACKLES: Stills 2, Amendola 1, Ballage 1, Brendel 1, Drake 1, Gesicki 1, Grant 1, James 1, Larsen 1, O'Leary 1, Tannehill 1, Tunsil 1, Wilson 1, Young 1.

MISCELLANEOUS FUMBLE RECOVERIES: Davis 1, Derby 1, Smythe 1.

SACKS:

Quinn (6.5) – 1 at N.Y. Jets (9/16), 1.5 at Green Bay (11/11), 1 vs. Buffalo (12/2), 1 vs. New England (12/9), 1 at Minnesota (12/16), 1 vs. Jacksonville (12/23)

Wake (6.0) – 1 vs. Oakland (9/23), 2 vs. N.Y. Jets (11/4), 0.5 at Green Bay (11/11), 1 at Indianapolis (11/25), 1.5 vs. Jacksonville (12/23)

Baker (3.0) – 2 at Cincinnati (10/7), 1 at Buffalo (12/30)

McCain (2.0) – 1 vs. Buffalo (12/2), 1 vs. New England (12/9)

Hayes (2.0) – 1 at N.Y. Jets (9/16), 1 vs. Oakland (9/23)

Taylor (2.0) – 1 vs. Oakland (9/23), 1 vs. Chicago (10/14)

Spence (2.0) – 2 vs. N.Y. Jets (11/4)

Branch (1.5) – 1 vs. Detroit (10/21), 0.5 vs. Jacksonville (12/23)

Phillips (1.0) – 1 at N.Y. Jets (9/16)

Woodard (1.0) – 1 vs. Chicago (10/14)

Godchaux (1.0) – 1 at Minnesota (12/16)

Davis (1.0) – 1 vs. Jacksonville (12/23)

Harris (1.0) – 1 vs. Jacksonville (12/23)

Team (1.0) – 1 vs. Jacksonville (12/23)



2018 REGULAR SEASON STATISTICS

INTERCEPTIONS:

Howard (7) – 1 at N.Y. Jets (9/16), 2 vs. Oakland (9/23), 2 at Indianapolis (11/25), 2 vs. Buffalo (12/2)
 Alonso (3) – 1 vs. Tennessee (9/9), 1 at Cincinnati (10/7), 1 vs. N.Y. Jets (11/4)
 Jones (3) – 2 vs. Tennessee (9/9), 1 at Buffalo (12/30)
 McDonald (3) – 1 at N.Y. Jets (9/16), 1 vs. Chicago (10/14), 1 vs. N.Y. Jets (11/4)
 Fitzpatrick (2) – 1 at New England (9/30), 1 at Minnesota (12/16)
 McCain (1) – 1 at New England (9/30)
 Baker (1) – 1 vs. N.Y. Jets (11/4)
 Aikens (1) – 1 vs. N.Y. Jets (11/4)

SPECIAL TEAMS

	SOLO	ASST	TOTAL	FF	FR	BFG	BPAT	BPNT
S. Perry	9	3	12	0	1	0	0	0
W. Aikens	7	2	9	0	0	0	0	0
S. Anthony	3	4	7	0	0	0	0	0
B. Bolden	4	2	6	0	0	0	0	1
J. Denney	1	3	4	0	0	0	0	0
J. Baker	1	2	3	0	0	0	0	0
K. Ballage	3	0	3	0	0	0	0	0
M. Hull	1	2	3	0	0	0	0	0
C. Armstrong	2	0	2	0	0	0	0	0
L. Carroo	2	0	2	0	1	0	0	0
A. Wilson	1	1	2	0	0	0	0	0
A. Derby	1	0	1	1	0	0	0	0
M. Fitzpatrick	1	0	1	0	0	0	0	0
M. Haack	1	0	1	0	0	0	0	0
T. McDonald	1	0	1	0	0	0	0	0
T. McTyer	1	0	1	0	0	0	0	0
M. Smith	1	0	1	0	0	0	0	0
B. McCain	0	1	1	0	0	0	0	0
T. McEvoy	0	1	1	0	0	0	0	0
M. Spaight	0	1	1	0	0	0	0	0
C. Tankersley	0	1	1	0	0	0	0	0
V. Taylor	0	0	0	0	0	1	0	0

2018 STATISTICAL BESTS

DOLPHINS – INDIVIDUAL

RUSHING

Attempts	20	Frank Gore vs. N.Y. Jets, 11/4
Yards	123	Kalen Ballage at Minnesota, 12/16
Touchdowns	2	Brandon Bolden vs. New England, 12/9
Yards by Quarterback	44	Ryan Tannehill at N.Y. Jets, 9/16
Longest Run from Scrimmage	75t	Kalen Ballage at Minnesota, 12/16
Longest Run from Scrimmage for TD	75t	Kalen Ballage at Minnesota, 12/16

PASSING

Attempts	44	Brock Osweiler vs. Chicago, 10/14
Completions	28	Brock Osweiler vs. Chicago, 10/14
Yards	380	Brock Osweiler vs. Chicago, 10/14
Touchdowns	3	Ryan Tannehill vs. Oakland, 9/23 Brock Osweiler vs. Chicago, 10/14 Ryan Tannehill vs. Buffalo, 12/2 Ryan Tannehill vs. New England, 12/9
Completion Percentage (min. 20 att.)	73.9	Ryan Tannehill at N.Y. Jets, 9/16 Ryan Tannehill vs. Oakland, 9/23
Interceptions	2	Ryan Tannehill vs. Tennessee, 9/9 Ryan Tannehill at Cincinnati, 10/7 Brock Osweiler vs. Chicago, 10/14 Ryan Tannehill at Buffalo, 12/30
Longest Completion	75t	Ryan Tannehill vs. Tennessee, 9/9 Brock Osweiler vs. Chicago, 10/14
Longest Completion for TD	75t	Ryan Tannehill vs. Tennessee, 9/9 Brock Osweiler vs. Chicago, 10/14
Passer Rating (min. 20 att.)	155.3	Ryan Tannehill vs. Oakland, 9/23



2018 REGULAR SEASON STATISTICS

RECEIVING

Receptions	8	Danny Amendola vs. Chicago, 10/14 Kenny Stills vs. New England, 12/9
Yards	155	Albert Wilson vs. Chicago, 10/14
Touchdowns	2	Kenny Stills vs. Tennessee, 9/9 Jakeem Grant vs. Oakland, 9/23 Albert Wilson vs. Chicago, 10/14
Longest Reception	75t	Kenny Stills vs. Tennessee, 9/9 Albert Wilson vs. Chicago, 10/14
Longest Reception by Running Back	52t	Kenyan Drake vs. New England, 12/9
Yards by Running Back	69	Kenyan Drake at Cincinnati, 10/7

TOTAL YARDS FROM SCRIMMAGE

150 Albert Wilson vs. Chicago, 10/14

TACKLES

Total	15	Kiko Alonso vs. Oakland, 9/23
Solo	13	Kiko Alonso at N.Y. Jets, 9/16

INTERCEPTIONS

Total	2	Reshad Jones vs. Tennessee, 9/9 Xavien Howard vs. Oakland, 9/23 Xavien Howard at Indianapolis, 11/25 Xavien Howard vs. Buffalo, 12/2
Longest Return	54	Reshad Jones vs. Tennessee, 9/9
Longest Return for TD	50t	Minkah Fitzpatrick at Minnesota, 12/16

FUMBLES

Total Forced	2	Kiko Alonso at N.Y. Jets, 9/16
Total Recovered	1	Raekwon McMillan at N.Y. Jets, 9/16 Kiko Alonso vs. Chicago, 10/14 Xavien Howard vs. Chicago, 10/14 T.J. McDonald at Indianapolis, 11/25 Andre Branch vs. Jacksonville, 12/23

SACKS

Total	2.0	Jerome Baker at Cincinnati, 10/7 Akeem Spence vs. N.Y. Jets, 11/4 Cameron Wake vs. N.Y. Jets, 11/4
Yards Lost	19	Jerome Baker at Cincinnati, 10/7

SPECIAL TEAMS

Field Goals Made	4	Jason Sanders at Green Bay, 11/11
Field Goal Attempts	4	Jason Sanders at Green Bay, 11/11
Longest Field Goal Made	50	Jason Sanders vs. Chicago, 10/14
Longest Field Goal Attempt	50	Jason Sanders vs. Chicago, 10/14
Punts	9	Matt Haack vs. N.Y. Jets, 11/4
Longest Punt, yards	65	Matt Haack vs. Tennessee, 9/9
Highest Gross Punting Average (min. 4 punts)	53.8	Matt Haack vs. Tennessee, 9/9
Highest Net Punting Average (min. 4 punts)	48.5	Matt Haack at N.Y. Jets, 9/16
Most Punt Returns	3	Jakeem Grant at N.Y. Jets, 9/16 Jakeem Grant at Cincinnati, 10/7 Jakeem Grant vs. N.Y. Jets, 11/4 Danny Amendola vs. New England, 12/9
Most Punt Return Yards	85	Jakeem Grant at Cincinnati, 10/7
Highest Punt Return Average (min. 3 returns)	28.3	Jakeem Grant at Cincinnati, 10/7
Longest Punt Return	71t	Jakeem Grant at Cincinnati, 10/7
Most Kickoff Returns	4	Jakeem Grant vs. Oakland, 9/23 Jakeem Grant at Green Bay, 11/11 Kenyan Drake at Buffalo, 12/30
Most Kickoff Return Yards	125	Jakeem Grant vs. Tennessee, 9/9
Highest Kickoff Return Average (min. 3 returns)	29.7	Jakeem Grant at Cincinnati, 10/7
Longest Kickoff Return	102t	Jakeem Grant vs. Tennessee, 9/9



2018 REGULAR SEASON STATISTICS

OPPONENTS – INDIVIDUAL

RUSHING

Attempts	25	Sony Michel at New England, 9/30
Yards	158	Kerryon Johnson vs. Detroit, 10/21
Touchdowns	2	Aaron Jones at Green Bay, 11/11 Dalvin Cook at Minnesota, 12/16 Josh Allen at Buffalo, 12/30
Yards by Quarterback	135	Josh Allen vs. Buffalo, 12/2
Longest Run from Scrimmage	71	Kerryon Johnson vs. Detroit, 10/21
Longest Run from Scrimmage for TD	22	James White at New England, 9/30

PASSING

Attempts	43	Tom Brady vs. New England, 12/9
Completions	30	Andrew Luck at Indianapolis, 11/25
Yards	358	Tom Brady vs. New England, 12/9
Touchdowns	5	Deshaun Watson at Houston, 10/25
Completion Percentage (min. 20 att.)	81.8	Matthew Stafford vs. Detroit, 10/21
Interceptions	4	Sam Darnold vs. N.Y. Jets, 11/4
Longest Completion	73t	Deshaun Watson at Houston, 10/25
Longest Completion for TD	73t	Deshaun Watson at Houston, 10/25
Passer Rating (min. 20 att.)	156.0	Deshaun Watson at Houston, 10/25

RECEIVING

Receptions	9	Julian Edelman vs. New England, 12/9
Yards	173	Jordy Nelson vs. Oakland, 9/23
Touchdowns	2	Michael Roberts vs. Detroit, 10/21 DeAndre Hopkins at Houston, 10/25 Davante Adams at Green Bay, 11/11 Eric Ebron at Indianapolis, 11/25 Zay Jones vs. Buffalo, 12/2 Zay Jones at Buffalo, 12/30
Longest Reception	73t	Will Fuller at Houston, 10/25
Longest Reception by Running Back	46	Chris Ivory at Buffalo, 12/30
Yards by Running Back	90	Tarik Cohen vs. Chicago, 10/14

TOTAL YARDS FROM SCRIMMAGE	179	Kerryon Johnson vs. Detroit, 10/21
-----------------------------------	-----	------------------------------------

TACKLES

Total	13	Roquan Smith vs. Chicago, 10/14
Solo	11	Tremaine Edmunds at Buffalo, 12/30

INTERCEPTIONS

Total	2	Kyle Fuller vs. Chicago, 10/14
Longest Return	35	Kyle Fuller vs. Chicago, 10/14
Longest Return for TD	33	Telvin Smith vs. Jacksonville, 12/23

FUMBLES

Total Forced	1	Jamal Adams at N.Y. Jets, 9/16 Jordan Jenkins at N.Y. Jets, 9/16 Carlos Dunlap at Cincinnati, 10/7 Akiem Hicks vs. Chicago, 10/14 Mike Mitchell at Indianapolis, 11/25 Trey Flowers vs. New England, 12/9 Calais Campbell vs. Jacksonville, 12/23 Shaq Lawson at Buffalo, 12/30 Levi Wallace at Buffalo, 12/30
Total Recovered	1	Jordan Jenkins at N.Y. Jets, 9/16 Avery Williamson at N.Y. Jets, 9/16 Kyle Van Noy at New England, 9/30 Sam Hubbard at Cincinnati, 10/7 Eddie Goldman vs. Chicago, 10/14 Reggie Gilbert at Green Bay, 11/11 Denico Autry at Indianapolis, 11/25 Calais Campbell vs. Jacksonville, 12/23 Trent Murphy at Buffalo, 12/30 Jordan Phillips at Buffalo, 12/30



2018 REGULAR SEASON STATISTICS

SACKS

Total	2	Geno Atkins at Cincinnati, 10/7 Ricky Jean Francois vs. Detroit, 10/21 Jordan Jenkins vs. N.Y. Jets, 11/4 Trey Flowers vs. New England, 12/9 Anthony Barr at Minnesota, 12/16 Danielle Hunter at Minnesota, 12/16 Shaq Lawson at Buffalo, 12/30
Yards Lost	19	Jordan Jenkins vs. N.Y. Jets, 11/4

SPECIAL TEAMS

Field Goals Made	4	Matt Prater vs. Detroit, 10/21
Field Goal Attempts	4	Matt Prater vs. Detroit, 10/21
Longest Field Goal Made	56	Jason Myers vs. N.Y. Jets, 11/4
Longest Field Goal Attempt	56	Jason Myers vs. N.Y. Jets, 11/4 Kai Forbath vs. Jacksonville, 12/23
Punts	6	Lachlan Edwards vs. N.Y. Jets, 11/4
Longest Punt, yards	61	Sam Martin vs. Detroit, 10/21
Highest Gross Punting Average (min. 4 punts)	52.6	Lachlan Edwards at N.Y. Jets, 9/16
Highest Net Punting Average (min. 4 punts)	44.5	Brett Kern vs. Tennessee, 9/9
Most Punt Returns	5	Cyrus Jones at New England, 9/30 Marcus Sherels at Minnesota, 12/16
Most Punt Return Yards	116	Marcus Sherels at Minnesota, 12/16
Highest Punt Return Average (min. 3 returns)	23.2	Marcus Sherels at Minnesota, 12/16
Longest Punt Return	70	Marcus Sherels at Minnesota, 12/16
Most Kickoff Returns	2	Darius Jennings vs. Tennessee, 9/9 Dwayne Harris vs. Oakland, 9/23 Victor Bolden at Buffalo, 12/30
Most Kickoff Return Yards	121	Darius Jennings vs. Tennessee, 9/9
Highest Kickoff Return Average (min. 3 returns)	--	
Longest Kickoff Return	94t	Darius Jennings vs. Tennessee, 9/9

DOLPHINS TEAM

	HIGHS		LOWS	
FIRST DOWNS				
Total	23	vs. Chicago, 10/14	7	vs. N.Y. Jets, 11/4
Rushing	8	vs. New England, 12/9 at Buffalo, 12/30	1	at New England, 9/30 vs. N.Y. Jets, 11/4
Passing	15	vs. Chicago, 10/14	6	vs. N.Y. Jets, 11/4 at Minnesota, 12/16
Penalty	3	at N.Y. Jets, 9/16 vs. Detroit, 10/21 vs. Buffalo, 12/2	0	vs. Oakland, 9/23 vs. N.Y. Jets, 11/4 at Minnesota, 12/16 at Buffalo, 12/30

TOTAL NET YARDS

Total	541	vs. Chicago, 10/14	168	vs. N.Y. Jets, 11/4
--------------	-----	--------------------	-----	---------------------

RUSHING

Attempts	31	at N.Y. Jets, 9/16 vs. Chicago, 10/14	14	vs. Oakland, 9/23
Yards	189	vs. New England, 12/9	41	vs. Oakland, 9/23
Average	9.0	vs. New England, 12/9	2.4	vs. N.Y. Jets, 11/4
Touchdowns	2	vs. New England, 12/9	0	vs. Tennessee, 9/9 vs. Oakland, 9/23 at New England, 9/30 at Cincinnati, 10/7 vs. Chicago, 10/14 vs. N.Y. Jets, 11/4 at Green Bay, 11/11 vs. Buffalo, 12/2 vs. Jacksonville, 12/23 at Buffalo, 12/30



2018 REGULAR SEASON STATISTICS

PASSING

Attempts	44	vs. Chicago, 10/14	19	vs. New England, 12/9
Completions	28	vs. Chicago, 10/14	11	at Minnesota, 12/16
Interceptions	2	vs. Tennessee, 9/9 at Cincinnati, 10/7 vs. Chicago, 10/14 at Buffalo, 12/30	0	at N.Y. Jets, 9/16 vs. Oakland, 9/23 vs. Detroit, 10/21 vs. N.Y. Jets, 11/4 at Indianapolis, 11/25 vs. New England, 12/9 at Minnesota, 12/16
Net Yards	380	vs. Chicago, 10/14	37	at Minnesota, 12/16
Touchdowns	4	vs. Oakland, 9/23	0	vs. N.Y. Jets, 11/4 at Green Bay, 11/11 at Minnesota, 12/16
Passer Rating	156.3	vs. Oakland, 9/23	55.5	at Buffalo, 12/30
Completion Percentage	75.0	vs. Oakland, 9/23	45.8	at Minnesota, 12/16
Times Sacked	9	at Minnesota, 12/16	0	vs. Chicago, 10/14
Yards Lost	71	at Minnesota, 12/16	0	vs. Chicago, 10/14

PUNTS

Total	9	vs. N.Y. Jets, 11/4	2	at Green Bay, 11/11
Yards	402	vs. N.Y. Jets, 11/4	77	at Green Bay, 11/11
Long	65	vs. Tennessee, 9/9	39	at Green Bay, 11/11
Gross Average	53.8	vs. Tennessee, 9/9	28.3	vs. New England, 12/9
Net Average	48.5	at N.Y. Jets, 9/16	19.0	at Green Bay, 11/11
Returns	3	at Cincinnati, 10/7 vs. N.Y. Jets, 11/4 vs. New England, 12/9	0	vs. Oakland, 9/23 vs. Chicago, 10/14 at Green Bay, 11/11
Return Yards	85	at Cincinnati, 10/7	0	vs. Oakland, 9/23 vs. Chicago, 10/14 at Green Bay, 11/11 at Indianapolis, 11/25
Return Average	28.3	at Cincinnati, 10/7	0.0	vs. Oakland, 9/23 vs. Chicago, 10/14 at Green Bay, 11/11 at Indianapolis, 11/25

PENALTIES

Total	10	at New England, 9/30 at Indianapolis, 11/25 vs. Jacksonville, 12/23	2	at N.Y. Jets, 9/16
Yards	95	vs. Jacksonville, 12/23	10	at N.Y. Jets, 9/16 at Green Bay, 11/11

FUMBLES

Total	3	at N.Y. Jets, 9/16 at Buffalo, 12/30	0	vs. Tennessee, 9/9 vs. Oakland, 9/23 vs. Detroit, 10/21 at Houston, 10/25 vs. N.Y. Jets, 11/4
Lost	2	at N.Y. Jets, 9/16 at Buffalo, 12/30	0	vs. Tennessee, 9/9 vs. Oakland, 9/23 vs. Detroit, 10/21 at Houston, 10/25 vs. N.Y. Jets, 11/4 vs. Buffalo, 12/2 vs. New England, 12/9 at Minnesota, 12/16

TIME OF POSSESSION

Game	36:35	vs. Chicago, 10/14	21:29	vs. Oakland, 9/23
------	-------	--------------------	-------	-------------------



2018 REGULAR SEASON STATISTICS

OPPONENTS TEAM

	HIGHS		LOWS	
FIRST DOWNS				
Total	28	vs. New England, 12/9	15	vs. N.Y. Jets, 11/4
Rushing	12	vs. Detroit, 10/21	3	at N.Y. Jets, 9/16 at Cincinnati, 10/7 vs. New England, 12/9
Passing	21	vs. New England, 12/9	8	at Houston, 10/25 vs. N.Y. Jets, 11/4 vs. Jacksonville, 12/23 at Green Bay, 11/11
Penalty	4	vs. Chicago, 10/14 vs. Buffalo, 12/2 vs. New England, 12/9	0	
TOTAL NET YARDS				
Total	467	vs. Chicago, 10/14	244	vs. Jacksonville, 12/23
RUSHING				
Attempts	40	at New England, 9/30 at Minnesota, 12/16	19	vs. Tennessee, 9/9
Yards	248	vs. Detroit, 10/21	42	at N.Y. Jets, 9/16
Average	7.8	at Green Bay, 11/11	2.2	at N.Y. Jets, 9/16
Touchdowns	3	at Minnesota, 12/16 at Buffalo, 12/30	0	at N.Y. Jets, 9/16 at Cincinnati, 10/7 vs. N.Y. Jets, 11/4 at Indianapolis, 11/25 vs. Buffalo, 12/2
PASSING				
Attempts	43	vs. New England, 12/9	20	at Houston, 10/25
Completions	31	at Indianapolis, 11/25	14	at Minnesota, 12/16
Interceptions	4	vs. N.Y. Jets, 11/4	0	vs. Detroit, 10/21 at Houston, 10/25 at Green Bay, 11/11 vs. New England, 12/9 vs. Jacksonville, 12/23
Net Yards	344	vs. New England, 12/9	118	vs. Jacksonville, 12/23
Touchdowns	5	at Houston, 10/25	0	vs. Tennessee, 9/9 vs. N.Y. Jets, 11/4 vs. Jacksonville, 12/23
Passer Rating	156.0	at Houston, 10/25	31.8	vs. N.Y. Jets, 11/4
Completion Percentage	81.8	vs. Detroit, 10/21	52.6	vs. Tennessee, 9/9
Times Sacked	6	vs. Jacksonville, 12/23	0	at New England, 9/30 at Houston, 10/25
Yards Lost	46	at N.Y. Jets, 9/16	0	at New England, 9/30 at Houston, 10/25
PUNTS				
Total	6	vs. N.Y. Jets, 11/4	1	vs. Detroit, 10/21
Yards	277	vs. N.Y. Jets, 11/4	37	at Green Bay, 11/11
Long	61	vs. Detroit, 10/21	37	at Green Bay, 11/11
Gross Average	61.0	vs. Detroit, 10/21	34.3	at Indianapolis, 11/25
Net Average	44.5	vs. Tennessee, 9/9	18.5	at Green Bay, 11/11
Returns	5	at New England, 9/30 at Minnesota, 12/16	1	vs. Chicago, 10/14 at Houston, 10/25 at Green Bay, 11/11 vs. Buffalo, 12/2
Return Yards	116	at Minnesota, 12/16	0	vs. Buffalo, 12/2
Return Average	23.2	at Minnesota, 12/16	0.0	vs. Buffalo, 12/2
PENALTIES				
Total	13	vs. Buffalo, 12/2	3	at Buffalo, 12/30
Yards	120	vs. Buffalo, 12/2	24	at Buffalo, 12/30



2018 REGULAR SEASON STATISTICS

FUMBLES

Total	4	at N.Y. Jets, 9/16	0	vs. Tennessee, 9/9 at New England, 9/30 at Cincinnati, 10/7 at Houston, 10/25 vs. N.Y. Jets, 11/4 vs. New England, 12/9 at Minnesota, 12/16 at Buffalo, 12/30
Lost	2	vs. Chicago, 10/14	0	vs. Tennessee, 9/9 vs. Oakland, 9/23 at New England, 9/30 at Cincinnati, 10/7 vs. Detroit, 10/21 at Houston, 10/25 vs. N.Y. Jets, 11/4 vs. New England, 12/9 at Minnesota, 12/16 vs. Jacksonville, 12/23 at Buffalo, 12/30

TIME OF POSSESSION

Game	38:31	vs. Oakland, 9/23	27:57	at Green Bay, 11/11
-------------	-------	-------------------	-------	---------------------





2018 REGULAR SEASON STATISTICS

IN 2018 MIAMI WAS...

4-0	when leading after the 1st quarter	1-7	in road games
5-1	when leading after the 2nd quarter	0-3	when playing in domes
5-2	when leading after the 3rd quarter	7-6	when playing outdoors
2-5	when behind after the 1st quarter	1-6	when playing on artificial turf
2-5	when behind after the 2nd quarter	6-3	when playing on natural grass
1-6	when behind after the 3rd quarter	4-4	after winning the coin toss
4-4	when Miami scores first	5-3	when scoring 21 points or more
3-5	when opponent scores first	5-1	when yielding 20 points or less
0-3	when tied at halftime	1-0	in overtime contests
6-2	in home games		

DRIVE PRODUCTION

	POSS	TD	FGM	FGA	PUNT	INT	FUM	DWNS	TIME	SAF
DOLPHINS	184	34	18	20	88	13	10	5	14	0
OPPONENTS	182	48	24	32	55	21	5	7	14	0

RED ZONE PRODUCTION

	POSS	TD	FGM	FGA	INT	FUM	DWNS	TIME	RZ PLAYS	RZ RUSH	RZ PASS
DOLPHINS	31	16	10	10	1	2	1	1	77	34	43
OPPONENTS	61	37	13	14	4	1	2	2	142	68	74

TURNOVERS

GAME	TAKEAWAYS			GIVEAWAYS			DIFF	W/L
	INT	FUM	TOTAL	INT	FUM	TOTAL		
TENNESSEE	3	0	3	2	0	2	1	W
at N.Y. Jets	2	1	3	0	2	2	1	W
OAKLAND	2	0	2	0	0	0	2	W
at New England	2	0	2	1	1	2	0	L
at Cincinnati	1	0	1	2	1	3	-2	L
CHICAGO	1	2	3	2	1	3	0	W
DETROIT	0	0	0	0	0	0	0	L
at Houston	0	0	0	1	0	1	-1	L
N.Y. JETS	4	0	4	0	0	0	4	W
at Green Bay	0	1	1	1	1	2	-1	L
at Indianapolis	2	1	3	0	1	1	2	L
BUFFALO	2	1	3	1	0	1	2	W
NEW ENGLAND	0	0	0	0	0	0	0	W
at Minnesota	1	0	1	0	0	0	1	L
JACKSONVILLE	0	1	0	1	1	2	-1	L
at Buffalo	1	0	1	2	2	4	-3	L
TOTAL	21	7	28	13	10	23	5	7-9

BLOCKS

	FGs	PATs	PUNTS	TOTAL
BY DOLPHINS	1	0	1	2
BY OPPONENTS	0	0	1	1



2018 REGULAR SEASON STATISTICS

DOLPHINS BIG PLAYS

PASSING (25+ yards)

75t	R. Tannehill to K. Stills vs. Ten., 9/9
75t	B. Osweiler to A. Wilson vs. Chi., 10/14
74t	R. Tannehill to L. Carroo at Ind., 11/25
74t	R. Tannehill to A. Wilson vs. Oak., 9/23
69t	R. Tannehill to K. Drake vs. NE, 12/9
52t	A. Wilson to J. Grant vs. Oak., 9/23
46	B. Osweiler to D. Parker at Hou., 10/25
43t	B. Osweiler to A. Wilson vs. Chi., 10/14
43	R. Tannehill to K. Stills vs. NE, 12/9
39	B. Osweiler to D. Amendola at GB, 11/11
36	R. Tannehill to D. Parker vs. Oak., 9/23
35	B. Osweiler to K. Stills vs. Chi., 10/14
34t	R. Tannehill to K. Stills vs. Oak., 9/23
33t	R. Tannehill to K. Drake at Ind., 11/25
31	R. Tannehill to K. Ballage vs. Jax., 12/23
30	B. Osweiler to D. Parker at Hou., 10/25
29t	R. Tannehill to A. Wilson at NYJ, 9/16
28t	D. Amendola to K. Drake at Hou., 10/25
28	B. Osweiler to A. Wilson vs. Chi., 10/14
27	B. Osweiler to M. Gesicki vs. Det., 10/21
26	B. Osweiler to D. Amendola vs. NYJ, 11/4
25	B. Osweiler to J. Grant vs. Chi., 10/14
25	B. Osweiler to A. Wilson vs. Det., 10/21

RUSHING (15+ yards)

75t	K. Ballage at Min., 12/16
54t	K. Drake vs. Det., 10/21
54t	B. Bolden vs. NE, 12/9
39	F. Gore at GB, 11/11
36	F. Gore vs. NE, 12/9
32	F. Gore vs. Chi., 10/14
25	K. Drake at Cin., 10/7
23	F. Gore at Ind., 11/25
21	F. Gore vs. Ten., 9/9
20	K. Drake at NYJ, 9/16
20	R. Tannehill at NYJ, 9/16
20	K. Drake vs. Buf., 12/2
18	K. Drake at Cin., 10/7
18	R. Tannehill vs. Oak., 9/23
16	K. Drake vs. Ten., 9/9
16	K. Drake vs. Ten., 9/9
16	F. Gore vs. NE, 12/9
16	K. Ballage at Buf., 12/30

OPPONENTS BIG PLAYS

PASSING (25+ yards)

73t	D. Watson to W. Fuller at Hou., 10/25
66	D. Carr to J. Nelson vs. Oak., 9/23
61	D. Carr to J. Nelson vs. Oak., 9/23
55t	T. Brady to C. Patterson at NE, 9/30
54	M. Trubisky to T. Gabriel vs. Chi., 10/14
50	M. Trubisky to T. Cohen vs. Chi., 10/14
49t	D. Watson to D. Hopkins at Hou., 10/25
47	M. Trubisky to T. Gabriel vs. Chi., 10/14
46	J. Allen to C. Ivory at Buf., 12/30
44	S. Darnold to T. Pryor at NYJ, 9/16
40t	K. Cousins to A. Robinson at Min., 12/16
38	J. Allen to P. DiMarco vs. Buf., 12/2
37t	T. Brady to C. Patterson vs. NE, 12/9
36	A. Luck to T. Hilton at Ind., 11/25
34	A. Luck to C. Rogers at Ind., 11/25
34	D. Watson to W. Fuller at Hou., 10/25
33	K. Cousins to T. Conklin at Min., 12/16
31	M. Mariota to L. Stocker vs. Ten., 9/9
31	A. Dalton to T. Boyd at Cin., 10/7
31	B. Bortles to D. Moncrief vs. Jax., 12/23
30	A. Rodgers to M. Lewis at GB, 11/11
29t	M. Trubisky to A. Miller vs. Chi., 10/14
29	M. Stafford to M. Roberts vs. Det., 10/21
29	T. Brady to J. Gordon vs. NE, 12/9
28t	S. Darnold to B. Powell at NYJ, 9/16
28	S. Darnold to C. Herndon vs. NYJ, 11/4
27	J. Allen to R. Foster vs. Buf., 12/2
27	K. Cousins to D. Cook at Min., 12/16
26t	J. Allen to Z. Jones at Buf., 12/30
26	M. Stafford to T. Jones vs. Det., 10/21
26	J. Allen to J. Croom at Buf., 12/30
26	J. Allen to Z. Jones at Buf., 12/30
25t	A. Rodgers to D. Adams at GB, 11/11
25t	J. Allen to Z. Jones vs. Buf., 12/2
25	T. Brady to C. Hogan at NE, 9/30
25	A. Dalton to C. Uzomah at Cin., 10/7

RUSHING (15+ yards)

71	K. Johnson vs. Det., 10/21
67	A. Jones at GB, 11/11
58	L. Miller at Hou., 10/25
35	J. Allen at Buf., 12/30
31	J. Mixon at Cin., 10/7
30t	J. Allen at Buf., 12/30
30	G. Tate vs. Det., 10/21
28	M. Trubisky vs. Chi., 10/14
28	J. Allen vs. Buf., 12/2
26	D. Lewis vs. Ten., 9/9
26	R. Greene at GB, 11/11
26	J. Allen vs. Buf., 12/2
26	D. Cook at Min., 12/16
25	M. Mack at Ind., 11/25
25	J. Allen vs. Buf., 12/2
24	K. Johnson vs. Det., 10/21
23	S. Michel at NE, 9/30
22t	J. White at NE, 9/30
21t	T. Cohen vs. Chi., 10/14
21t	D. Cook at Min., 12/16
19	J. Howard vs. Chi., 10/14
19	L. Miller at Hou., 10/25
19	C. Hyde vs. Jax., 12/23
19	C. Ivory at Buf., 12/30
18t	L. Murray at Min., 12/16
18	K. Johnson vs. Det., 10/21
18	L. McCoy vs. Buf., 12/2
17	J. Allen vs. Buf., 12/2
15	D. Martin vs. Oak., 9/23
15	J. Howard vs. Chi., 10/14
15	L. Miller at Hou., 10/25
15	A. Jones at GB, 11/11



2018 REGULAR SEASON STATISTICS

DOLPHINS BIG GAMES

100-YARD RUSHERS	100-YARD RECEIVERS	300-YARD PASSERS
123 K. Ballage at Min., 12/16	155 A. Wilson vs. Chi., 10/14	380 B. Osweiler vs. Chi., 10/14
101 F. Gore vs. Chi., 10/14	135 K. Stills vs. NE, 12/9	
	134 D. Parker at Hou., 10/25	
	106 K. Stills vs. Ten., 9/9	

OPPONENTS BIG GAMES

100-YARD RUSHERS	100-YARD RECEIVERS	300-YARD PASSERS
158 K. Johnson vs. Det., 10/21	173 J. Nelson vs. Oak., 9/23	358 T. Brady vs. NE, 12/9
145 A. Jones at GB, 11/11	125 T. Hilton at Ind., 11/25	345 D. Carr vs. Oak., 9/23
136 D. Cook at Min., 12/16	124 W. Fuller at Hou., 10/25	343 A. Luck at Ind., 11/25
135 J. Allen vs. Buf., 12/2	112 A. Green at Cin., 10/7	334 S. Darnold at NYJ, 9/16
133 L. Miller at Hou., 10/25	110 T. Gabriel vs. Chi., 10/14	316 M. Trubisky vs. Chi., 10/14
112 S. Michel at NE, 9/30	107 R. Gronkowski vs. NE, 12/9	





2018 REGULAR SEASON STATISTICS

GAME-BY-GAME STARTERS (OFFENSE)

GAME	WR	LT	LG	C	RG	RT	TE	WR	QB	RB	WR
TEN	Stills	Tunsil	Sitton	Kilgore	Davis	James	Gesicki	Amendola	Tannehill	Drake	Gore (RB)
at NYJ	Stills	Tunsil	Larsen	Kilgore	Davis	James	Gore (RB)	Amendola	Tannehill	Drake	Grant
OAK	Stills	Tunsil	Larsen	Kilgore	Davis	James	Gore (RB)	Amendola	Tannehill	Drake	Parker
at NE	Stills	Tunsil	Larsen	Kilgore	Davis	James	Gore (RB)	Amendola	Tannehill	Drake	Wilson
at Cin.	Stills	Tunsil	Larsen	Swanson	Davis	James	Gesicki	Amendola	Tannehill	Drake	Gore (RB)
CHI	Stills	Tunsil	Larsen	Swanson	Davis	James	O'Leary	Amendola	Osweller	Gore	Wilson
DET	Stills	Tunsil	Larsen	Swanson	Davis	James	O'Leary	Amendola	Osweller	Gore	Wilson
at Hou.	Grant	Tunsil	Larsen	Swanson	Davis	James	Gesicki	Amendola	Osweller	Gore	Parker
NYJ	Stills	Tunsil	Larsen	Swanson	Davis	James	O'Leary	Amendola	Osweller	Gore	Parker
at GB	Stills	Sterup	Brendel	Swanson	Davis	Young	O'Leary	Amendola	Osweller	Gore	Parker
at Ind.	Stills	Tunsil	Brendel	Swanson	Davis	James	Gesicki	Amendola	Tannehill	Gore	Smythe (TE)
BUF	Stills	Tunsil	Larsen	Brendel	Davis	James	O'Leary	Butler	Tannehill	Gore	Parker
NE	Stills	Tunsil	Larsen	Swanson	Davis	James	Gesicki	Amendola	Tannehill	Gore	Parker
at Min.	Stills	Tunsil	Larsen	Swanson	Davis	James	Gesicki	Amendola	Tannehill	Gore	Smythe (TE)
JAX	Stills	Tunsil	Larsen	Swanson	Davis	James	O'Leary	Amendola	Tannehill	Drake	Parker
at Buf.	Stills	Tunsil	Larsen	Swanson	Davis	James	O'Leary	Amendola	Tannehill	Drake	Gesicki (TE)

GAME-BY-GAME STARTERS (DEFENSE)

GAME	DE	DT	DT	DE	LB	LB	LB	CB	CB	S	S
TEN	Wake	Godchaux	Spence	Quinn	Alonso	McMillan	Baker	Howard	McCain	Jones	McDonald
at NYJ	Wake	Godchaux	Spence	Quinn	Alonso	McMillan	Allen	Howard	McCain	Jones	McDonald
OAK	Wake	Godchaux	Spence	Quinn	Alonso	McMillan	Baker	Howard	McCain	Fitzpatrick	McDonald
at NE	Wake	Godchaux	Spence	Quinn	Alonso	McMillan	Baker	Howard	McCain	Fitzpatrick	McDonald
at Cin.	Harris	Godchaux	Spence	Quinn	Alonso	McMillan	Baker	Howard	McTyer	Jones	McDonald
CHI	Branch	Godchaux	Spence	Quinn	Alonso	McMillan	Fitzpatrick (S)	Howard	McTyer	Jones	McDonald
DET	Wake	Godchaux	Spence	Quinn	Alonso	McMillan	Baker	Howard	McCain	Jones	McDonald
at Hou.	Wake	Godchaux	Spence	Quinn	Alonso	McMillan	Baker	Howard	McCain	Jones	McDonald
NYJ	Wake	Godchaux	Spence	Quinn	Alonso	McMillan	Baker	Howard	Fitzpatrick	Jones	McDonald
at GB	Wake	Godchaux	Spence	Quinn	Alonso	McMillan	Baker	Howard	McCain	Fitzpatrick	McDonald
at Ind.	Wake	Godchaux	Spence	Quinn	Alonso	McMillan	Fitzpatrick (S)	Howard	McCain	Jones	McDonald
BUF	Wake	Godchaux	Spence	Quinn	Alonso	McMillan	Fitzpatrick (S)	Howard	McCain	Jones	McDonald
NE	Wake	Godchaux	Spence	Quinn	Alonso	McMillan	Aikens (S)	Fitzpatrick	McCain	Jones	McDonald
at Min.	Wake	Godchaux	Spence	Quinn	Alonso	McMillan	Baker	Fitzpatrick	McCain	Jones	McDonald
JAX	Wake	Godchaux	Spence	Quinn	Hull	McMillan	Baker	McTyer	McCain	Jones	Fitzpatrick
at Buf.	Wake	Godchaux	Spence	Quinn	Alonso	McMillan	Baker	McTyer	McCain	Jones	Fitzpatrick

GAME-BY-GAME INACTIVES

TEN	Falk	Fales	Parker	Armstrong	Ballage	Sterup	Escobar
at NYJ	Falk	Fales	Parker	Tankersley	Ballage	Sterup	
OAK	Falk	Fales	McEvoy	Tankersley	Ballage	Sterup	Jones
at NE	Falk	Fales	Parker	Jones	Branch	Allen	Derby
at Cin.	Fales	Parker	McCain	Branch	Sterup	Derby	Wake
CHI	Tannehill	Ballage	McCain	Spaight	Derby	Harris	Wake
DET	Parker	Tannehill	Smith	Woodard	Young	Derby	Harris
at Hou.	Stills	Tannehill	McTyer	Malveaux	Young	Derby	Harris
NYJ	Tannehill	Spaight	Johnson	Woodard	Young	Derby	Harris
at GB	Tannehill	Larsen	James	Woodard	Tunsil	Smythe	Harris
at Ind.	Fales	Grant	Asiata	Johnson	Sterup	Woodard	Derby
BUF	Fales	Swanson	Asiata	Sterup	Woodard	Amendola	Derby
NE	Fales	Howard	Brendel	Asiata	Sterup	Woodard	Ford
at Min.	Fales	Howard	Grasu	Asiata	Sterup	Woodard	Ford
JAX	Fales	McDonald	Howard	Asiata	Sterup	Norton	Ford
at Buf.	Fales	McDonald	Howard	Asiata	Sterup	Norton	Ford



2018 REGULAR SEASON STATISTICS

GAME-BY-GAME OFFENSE

	SCORE				1ST DOWNS			3RD DOWN	4TH DOWN	NET YARDS			PEN YDS			TOP			
	PTS	OPP PTS	DIFF	OT	TOTAL	RUSH	PASS	PEN	CONV	ATT	CONV	ATT	TOTAL	RUSH	PASS		TO	PEN	YDS
TEN	27	20	7	-	18	7	9	2	2	10	0	1	342	120	222	2	7	51	30:25
at NYJ	20	12	8	-	18	6	9	3	6	13	0	0	257	135	122	2	2	10	28:25
OAK	28	20	8	-	13	2	11	0	2	8	0	0	373	41	332	0	9	74	21:29
at NE	7	38	-31	-	11	1	8	2	3	11	1	1	172	56	116	2	10	89	23:38
at Cin.	17	27	-10	-	17	5	10	2	4	13	1	1	297	128	169	3	9	85	29:25
CHI	31	28	3	3	23	6	15	2	8	17	0	0	541	161	380	3	7	67	36:35
DET	21	32	-11	-	19	4	12	3	6	11	0	0	322	107	215	0	4	50	26:21
at Hou.	23	42	-19	-	18	6	11	1	4	13	0	1	370	116	254	1	5	63	31:09
NYJ	13	6	7	-	7	1	6	0	3	16	2	2	168	64	104	0	5	55	28:26
at GB	12	31	-19	-	19	6	11	2	4	14	3	4	294	131	163	2	3	10	32:08
at Ind.	24	27	-3	-	14	5	8	1	4	11	0	0	314	113	201	1	10	75	28:06
BUF	21	17	4	-	15	2	10	3	2	9	0	0	175	60	115	1	8	89	27:03
NE	34	33	1	-	20	8	10	2	1	7	0	0	412	189	223	0	7	81	24:46
at Min.	17	41	-24	-	12	6	6	0	2	12	0	2	193	156	37	0	8	49	26:44
JAX	7	17	-10	-	11	2	8	1	2	9	0	0	183	62	121	2	10	95	25:15
at Buf.	17	42	-25	-	17	8	9	0	3	12	1	1	225	99	126	4	4	35	29:42
TOTALS	319	433	-114	3	252	75	153	24	56	186	8	13	4638	1738	2900	23	108	978	27:49

GAME-BY-GAME DEFENSE

	SCORE				1ST DOWNS			3RD DOWN	4TH DOWN	NET YARDS			PEN YDS			TOP			
	PTS	OPP PTS	DIFF	OT	TOTAL	RUSH	PASS	PEN	CONV	ATT	CONV	ATT	TOTAL	RUSH	PASS		TO	PEN	YDS
TEN	20	27	-7	-	19	4	13	2	6	14	0	2	336	116	220	3	5	48	29:35
at NYJ	12	20	-8	-	21	3	17	1	3	10	0	0	362	42	320	3	7	50	31:35
OAK	20	28	-8	-	25	5	17	3	7	13	0	1	434	109	325	2	8	38	38:31
at NE	38	7	31	-	26	10	13	3	10	15	0	0	449	175	274	2	6	57	36:22
at Cin.	27	17	10	-	17	3	12	2	2	11	0	0	332	103	229	1	6	47	30:35
CHI	28	31	-3	-3	23	8	11	4	8	12	0	1	467	164	303	3	6	58	33:25
DET	21	32	11	-	24	12	10	2	2	8	1	1	457	248	209	0	6	43	33:39
at Hou.	42	23	19	-	17	8	8	1	6	12	1	1	427	188	239	0	8	57	28:51
NYJ	6	13	-7	-	15	5	8	2	2	13	0	2	282	80	202	4	5	45	31:34
at GB	31	12	19	-	21	10	11	0	4	10	1	2	377	195	182	1	6	45	27:52
at Ind.	27	24	3	-	26	6	17	3	4	12	2	2	455	118	337	3	7	52	31:54
BUF	17	21	-4	-	24	10	10	4	5	13	0	1	415	198	217	3	13	120	32:57
NE	33	34	1	-	28	3	21	4	9	16	0	0	421	77	344	0	5	30	35:14
at Min.	41	17	24	-	22	10	10	2	5	13	0	0	418	220	198	1	6	45	33:16
JAX	17	7	10	-	19	8	8	3	6	13	0	0	244	126	118	1	10	97	34:45
at Buf.	42	17	25	-	23	11	9	3	5	11	1	2	381	166	215	1	3	24	30:18
TOTALS	433	319	114	-3	350	116	195	39	84	196	6	15	6257	2325	3932	28	107	856	32:11



2018 REGULAR SEASON STATISTICS

GAME-BY-GAME RUSHING

(CARRIES-YARDS GAINED-LONGEST-TOUCHDOWNS)

	DRAKE	GORE	BALLAGE	PERRY	BOLDEN	GRANT	WILSON	TANNEHILL	OSWEILER
TEN	14-48-16-0	9-61-21-0	INACTIVE	0-0-0-0	0-0-0-0	0-0-0-0	2-7-5-0	4-4-4-0	DNP
at NYJ	11-53-20-1	9-25-8-0	INACTIVE	0-0-0-0	0-0-0-0	1-5-5-0	2-8-5-0	8-44-20-0	DNP
OAK	5-3-3-0	6-12-6-0	INACTIVE	0-0-0-0	0-0-0-0	0-0-0-0	0-0-0-0	3-26-18-0	DNP
at NE	3-3-5-0	11-41-14-0	1-3-3-0	0-0-0-0	0-0-0-0	0-0-0-0	1-2-2-0	1-0-0-0	1-7-7-0
at Cin.	6-46-25-0	12-63-10-0	1-2-2-0	0-0-0-0	0-0-0-0	0-0-0-0	0-0-0-0	3-17-9-0	DNP
CHI	13-57-12-0	15-101-32-0	INACTIVE	0-0-0-0	0-0-0-0	0-0-0-0	1-(-5)-(-5)-0	INACTIVE	2-8-6-0
DET	6-72-54-1	10-29-6-0	0-0-0-0	0-0-0-0	0-0-0-0	0-0-0-0	2-4-5-0	INACTIVE	1-2-2-0
at Hou.	12-58-12-1	12-53-9-0	1-5-5-0	0-0-0-0	0-0-0-0	0-0-0-0	IR	INACTIVE	0-0-0-0
NYJ	3-9-5-0	20-53-8-0	1-(-2)-(-2)-0	0-0-0-0	0-0-0-0	0-0-0-0	IR	INACTIVE	3-4-6-0
at GB	8-27-6-0	13-90-39-0	0-0-0-0	0-0-0-0	0-0-0-0	0-0-0-0	IR	INACTIVE	1-0-0-0
at Ind.	8-32-14-1	14-67-23-0	0-0-0-0	0-0-0-0	0-0-0-0	0-0-0-0	IR	3-14-9-0	DNP
BUF	7-31-20-0	8-21-8-0	4-3-8-0	0-0-0-0	1-10-10-0	IR	IR	3-(-5)-(-1)-0	DNP
NE	6-24-11-0	12-92-36-0	0-0-0-0	0-0-0-0	2-60-54-2	IR	IR	1-13-13-0	0-0-0-0
at Min.	1-6-6-0	5-14-10-0	12-123-75-1	0-0-0-0	1-12-12-0	IR	IR	1-1-1-0	DNP
JAX	6-23-9-0	IR	4-10-6-0	0-0-0-0	4-9-7-0	IR	IR	3-22-12-0	DNP
at Buf.	11-43-9-0	IR	12-47-16-0	0-0-0-0	0-0-0-0	IR	IR	2-9-12-0	DNP

OTHERS: LEONTE CARROO: 1-14-14-0 at Green Bay (11/11). DANNY AMENDOLA: 1-(-2)-(-2)-0 vs. Jacksonville (12/23)

GAME-BY-GAME RECEIVING

(RECEPTIONS-YARDS GAINED-LONGEST-TOUCHDOWNS)

	STILLS	PARKER	WILSON	AMENDOLA	GRANT	GESICKI	DERBY	DRAKE	GORE
TEN	4-106-75t-2	INACTIVE	3-31-21-0	4-26-8-0	5-38-13-0	1-11-11-0	0-0-0-0	3-18-10-0	0-0-0-0
at NYJ	2-17-13-0	INACTIVE	3-37-29-1	4-32-14-0	2-27-16-0	0-0-0-0	1-19-19-1	4-17-10-0	1-19-19-0
OAK	3-61-34-1	2-40-36-0	2-74-74-1	3-42-15-0	2-70-52-2	3-31-19-0	1-16-16-0	2-7-6-0	0-0-0-0
at NE	3-40-22-0	INACTIVE	4-19-13-0	2-21-18-0	2-17-9-0	1-9-9-0	INACTIVE	1-13-13-0	2-16-10-1
at Cin.	2-17-13-0	INACTIVE	5-43-16-0	3-30-16-0	0-0-0-0	3-26-16-0	INACTIVE	7-69-22-1	0-0-0-0
CHI	1-35-35-0	0-0-0-0	6-155-75-2	8-59-13-0	3-32-25-0	1-11-11-0	INACTIVE	4-21-15-0	1-18-18-0
DET	1-5-5-1	INACTIVE	3-32-25-0	6-84-24-1	2-32-19-0	3-44-27-0	INACTIVE	4-15-5-0	1-4-4-0
at Hou.	INACTIVE	6-134-46-0	IR	5-43-13-0	4-36-16-0	4-14-10-0	INACTIVE	2-37-28-1	1-5-5-0
NYJ	1-19-19-0	1-8-8-0	IR	5-47-26-0	1-16-16-0	0-0-0-0	INACTIVE	4-26-9-0	1-6-6-0
at GB	2-26-18-0	5-43-14-0	IR	7-72-39-0	0-0-0-0	1-5-5-0	1-13-13-0	2-11-8-0	2-12-8-0
at Ind.	1-6-6-0	3-10-9-0	IR	1-13-13-0	INACTIVE	1-5-5-0	INACTIVE	5-64-33-1	1-10-10-0
BUF	4-37-13-1	4-43-18-1	IR	INACTIVE	IR	0-0-0-0	INACTIVE	2-13-10-1	1-10-10-0
NE	8-135-43-1	1-18-18-0	IR	1-10-10-0	IR	0-0-0-0	IR	1-55-52-1	1-24-24-0
at Min.	1-17-17-0	0-0-0-0	IR	3-30-18-0	IR	2-23-14-0	IR	3-28-13-0	0-0-0-0
JAX	1-5-5-0	2-13-7-0	IR	3-40-20-0	IR	1-5-5-0	IR	4-31-14-0	IR
at Buf.	3-27-12-0	0-0-0-0	IR	4-26-10-0	IR	1-18-18-0	IR	5-52-19-0	IR

OTHERS: NICK O'LEARY: 4-49-19-1 vs. Chicago (10/14), 2-23-14-0 vs. Detroit (10/21), 1-5-5-0 at Green Bay (11/11), 1-9-9-0 vs. Buffalo (12/2). KALEN BALLAGE: 2-17-9-0 vs. N.Y. Jets (11/4), 1-6-6-0 at Green Bay (11/11), 2-(-5)-(-2)-0 at Indianapolis (11/25), 2-39-31-0 vs. Jacksonville (12/23), 1-1-1-0 at Buffalo (12/30). LEONTE CARROO: 1-20-20-0 at Green Bay (11/11), 1-74-74-1 at Indianapolis (11/25). DURHAM SMYTHE: 2-27-21-0 at Indianapolis (11/25), 1-9-9-0 vs. Jacksonville (12/23), 3-14-5-0 at Buffalo (12/30). BRICE BUTLER: 4-25-14-0 vs. Buffalo (12/2), 1-23-23-1 vs. New England (12/9), 1-12-12-0 at Minnesota (12/16). BRANDON BOLDEN: 1-0-0-0 vs. New England (12/9), 1-4-4-1 vs. Jacksonville (12/23), 1-9-9-0 at Buffalo (12/30). RYAN TANNEHILL: 1-3-3-1 at Buffalo (12/30).



2018 REGULAR SEASON STATISTICS

GAME-BY-GAME PASSING

RYAN TANNEHILL									
	ATT	COM	YDS	PCT	TD	INT	LG	SKD/YDS	RATING
TEN	28	20	230	71.4	2	2	75t	1/8	89.9
at NYJ	23	17	168	73.9	2	0	29t	4/46	123.1
OAK	23	17	289	73.9	3	0	74t	1/9	155.3
at NE	20	11	100	55.0	0	1	22	2/19	47.9
at Cin.	35	20	185	57.1	1	2	22t	3/16	57.4
CHI									INACTIVE
DET									INACTIVE
at Hou.									INACTIVE
NYJ									INACTIVE
at GB									INACTIVE
at Ind.	25	17	204	68.0	2	0	74t	1/3	119.4
BUF	24	16	137	66.7	3	1	18	3/22	103.6
NE	19	14	265	73.7	3	0	69t	4/36	155.2
at Min.	24	11	108	45.8	0	0	18	9/71	59.0
JAX	22	15	146	68.2	1	1	31	3/25	82.8
at Buf.	31	18	147	58.1	0	2	19	4/24	43.3

BROCK OSWEILER									
	ATT	COM	YDS	PCT	TD	INT	LG	SKD/YDS	RATING
TEN									DID NOT PLAY
at NYJ									DID NOT PLAY
OAK									DID NOT PLAY
at NE	5	4	35	80.0	1	0	11	0/0	135.4
at Cin.									DID NOT PLAY
CHI	44	28	380	63.6	3	2	75t	0/0	94.9
DET	31	22	239	71.0	2	0	27	4/24	114.9
at Hou.	37	21	241	56.7	0	1	46	2/15	65.3
NYJ	24	15	139	62.5	0	0	26	4/35	78.3
at GB	37	23	213	62.1	0	1	39	6/50	66.6
at Ind.									DID NOT PLAY
BUF									DID NOT PLAY
NE	0	0	0	0.0	0	0	-	1/6	0.0
at Min.									DID NOT PLAY
JAX									DID NOT PLAY
at Buf.									DID NOT PLAY

OTHERS: ALBERT WILSON: 1-1-52-100.0-1-0-52t-0/0-158.3 vs. Oakland (9/23). DANNY AMENDOLA: 1-1-28-100.0-1-0-28t-0/0-158.3 at Houston (10/25). KENNY STILLS: 1-1-3-100.0-1-0-3t-0/0-118.8 at Buffalo (12/30).



GAME SUMMARIES & GAME BOOK



2019 PRESEASON GAME RECAPS

PRE-WEEK 1

AUG. 8, 2019 | MIAMI GARDENS, FLA.
HARD ROCK STADIUM
ATTENDANCE: 52,198 | TV: WFOR CBS4

ATLANTA 27

MIAMI 34

SCORING SUMMARY

	1	2	3	4	F
Atlanta	6	13	0	8	27
Miami	3	10	7	14	34

SCORING DRIVES

TEAM	QTR	TIME	PLAY (EXTRA POINT) (DRIVE INFO)	ATL	MIA
Falcons	1	1:16	I.Smith 1 yd. run (pass failed) (13-90, 8:38)	6	3
Dolphins	2	8:53	K.Ballage 1 yd. run (J.Sanders kick) (9-71, 4:20)	6	10
Falcons	2	4:47	G.Tavecchio 38 yd. Field Goal (10-56, 4:06)	9	10
Falcons	2	2:58	G.Tavecchio 29 yd. Field Goal (4-8, 1:24)	12	10
Falcons	2	1:11	B.Hill 1 yd. run (G.Tavecchio kick) (4-50, 1:11)	19	10
Dolphins	2	0:03	J.Sanders 23 yd. Field Goal (8-70, 1:08)	19	13
Dolphins	3	8:09	M.Walton 2 yd. run (J.Sanders kick) (9-61, 4:24)	19	20
Dolphins	4	8:18	M.Gaskin 6 yd. pass from J.Rudock (J.Sanders kick) (9-63, 4:51)	19	27
Falcons	4	4:43	Q.Ollison 15 yd. run (M.Simms-C. Worton pass) (8-75, 3:35)	27	27
Dolphins	4	1:47	M.Gaskin 6 yd. run (J.Sanders kick) (2-6, 0:08)	27	34

Myles Gaskin scored two fourth-quarter touchdowns, including a 6-yard run with 1:47 left to give the Dolphins a 34-27 victory against the Atlanta Falcons in their preseason opener at Hard Rock Stadium in Brian Flores' first game as head coach.

Gaskin broke a 27-27 tie with a 6-yard run after Atlanta decided to go for the first down on a fourth-and-9 from its own 16-yard line and defensive end Dewayne Hendrix came up with his second sack of the game.

The Dolphins clinched the victory when Jalen Davis broke up a long pass on fourth down after Atlanta had moved to the Miami 25-yard line in the final minute.

Josh Rosen, who is in a battle with Ryan Fitzpatrick for the starting quarterback position, did not throw a touchdown pass but guided two touchdown drives that ended with 1-yard scoring runs by Kalen Ballage in the second quarter and by Mark Walton in the third.

Walton's run gave the Dolphins a 20-19 lead before quarterback Jake Rudock had the only touchdown pass of the game for the Dolphins, a 6-yard completion to Gaskin with 8:18 remaining in the fourth quarter.

Atlanta tied the score with 4:43 left with a 15-yard touchdown run by Quadree Ollison followed by a two-point conversion.

Rookie free agent wide receiver Preston Williams, who was among the stars of the scrimmage last weekend, had another big performance with four catches for 97 yards.

Rosen completed 13 of 20 passes for 191 yards with one interception, and a passer rating of 75.2.

Fitzpatrick started at quarterback and played two series, both of them in the first quarter. He was 2-for-5 for 20 yards, with a 52.1 passer rating.

He guided the Dolphins to a field goal drive on the opening possession of the preseason, with Jason Sanders connecting on a 48-yard field goal. Fitzpatrick's best play came he spun to his left to avoid a pass rusher and threw a 14-yard pass to DeVante Parker while still moving to his left.

Rosen came into the game in the second quarter, and his first series ended with Ballage's 1-yard dive one play after a defensive pass interference call in the end zone gave the Dolphins a first-and-goal.

The best play of that possession came when Rosen completed a 16-yard pass to Williams while he was being dragged down by a Falcons defender.

GAME STATISTICS

RUSHING (Att-Yds-TD):

Atlanta: Q. Ollison 8-41-1, B. Hill 8-23-1, T. Brooks-James 2-21, M. Simms 3-13, I. Smith 4-7, M. Schaub 1(-1).
Miami: P. Laird 6-24, K. Ballage 6-23-1, M. Gaskin 6-13-1, M. Walton 6-12, K. Drake 4-12, R. Fitzpatrick 2-7, J. Rosen 1-6, J. Rudock 1(-1).

PASSING (A-C-Y-TD-I):

Atlanta: M. Schaub 19-12-172-0-0, M. Simms 17-8-86-0-0.
Miami: J. Rosen 20-13-191-0-1, J. Rudock 8-6-65-1-0, R. Fitzpatrick 5-2-20-0-0.

RECEIVING (Rec-Yds-TD):

Atlanta: R. Gage 3-33, C. Blake 3-19, K. Lewis 2-43, C. Worton 2-37, O. Zaccheaus 2-35, J. Graham 2-14, J. Hardy 2-9, K. Barner 1-37, D. Gray 1-17, E. Saubert 1-7, B. Hill 1-7.
Miami: P. Williams 4-97, B. Butler 3-33, A. Hurns 3-24, M. Gaskin 3-19-1, C. Walford 2-34, T. Irwin 2-32, S. Blacknall 1-14, D. Parker 1-14, M. Gesicki 1-6, N. O'Leary 1-3.

SACKS (Sk-Yds):

Atlanta: A. Larkin 1-9, D. Miles 1-2.
Miami: D. Hendrix 2-15, N. Orchard 1-5, T. Holmes 0.5-2.5, J. Ledbetter 0.5-2.5.

INTERCEPTIONS (Int-Yds):

Atlanta: J. Grace 1-19.
Miami: None.

FORCED FUMBLES:

Atlanta: D. Miles 1.
Miami: D. Hendrix 1.

FUMBLE RECOVERIES (No-Yds):

Atlanta: D. Phillips 1-0.
Miami: None.

TEAM STATS

	ATL	MIA
TOTAL FIRST DOWNS	22	26
By Rushing	8	7
By Passing	10	14
By Penalty	4	5
THIRD DOWN EFFICIENCY	4-12-33%	5-11-45%
FOURTH DOWN EFFICIENCY	0-2-0%	0-0-0%
TOTAL NET YARDS	337	361
Total Offensive Plays	66	67
Average gain per offensive play	5.1	5.4
NET YARDS RUSHING	104	96
Total Rushing Plays	26	32
Average gain per rushing play	4.0	3.0
NET YARDS PASSING	233	265
Sacks-Yards	4-25	2-11
Gross yards passing	258	276
ATTEMPTS-COMPLETIONS-INTS	36-20-0	33-21-1
Avg. gain per pass play	5.8	7.6
PUNTS NUMBER AND AVG.	4-42.8	3-43.3
Net Punting Average	40.5	40.3
TOTAL RETURN YARDAGE	28	9
No. and Yards Punt Returns	1-9	1-9
No. and Yards Kickoff Returns	3-54	6-114
No. and Yards Int. Returns	1-19	0-0
PENALTIES Number and Yards	12-97	8-47
FUMBLES Number and Lost	1-0	1-1
RED ZONE EFFICIENCY	3-5-60%	4-5-80%
GOAL TO GO EFFICIENCY	2-3-67%	4-5-80%
TIME OF POSSESSION	32:11	27:49



2019 PRESEASON GAME RECAPS

PRE-WEEK 2

AUG. 16, 2019 | TAMPA, FLA.
 RAYMOND JAMES STADIUM
 ATTENDANCE: 40,013 | TV: WFOR CBS4

MIAMI 14	TAMPA BAY 16
-----------------	---------------------

SCORING SUMMARY					
	1	2	3	4	F
Miami	0	6	0	8	14
Tampa Bay	0	3	0	13	16

The Dolphins offense saved its best for last against the Tampa Bay Buccaneers, but couldn't hang on in the end.

Matt Gay kicked a 48-yard field goal with six seconds left to give the Bucs a 16-14 victory at Raymond James Stadium in a game that featured little offense until a late flurry.

Tampa Bay's winning kick came after quarterback Jake Rudock threw an 8-yard touchdown pass to running back Patrick Laird with 34 seconds left and followed it with a two-point conversion pass to Trenton Irwin to give the Dolphins a 14-13 lead.

Jason Sanders kicked two field goals, including a 49-yarder late in the first half, to account for the other scoring for the Dolphins, who put themselves in position to win despite being penalized 13 times for 122 yards.

Before the teams combined for 18 points in the final four minutes, this game was dominated by defense and there were several standouts for both teams.

The guys who stood out for the Dolphins included linebackers Sam Eguavoen and Jerome Baker and defensive end Charles Harris.

Eguavoen had a team-high seven tackles, including two for loss on running plays, and forced a fumble in the first half that was recovered by cornerback Eric Rowe for the only turnover of the game.

Harris had 1.5 sacks, combining with Jerome Baker to take down Jameis Winston in the first quarter and later bringing down Blaine Gabbert in the second quarter.

Baker had three tackles in the first half and preceded his half-sack with a near-miss for another one when he got to Winston very quickly but couldn't bring him down.

There weren't a lot of offensive highlights for either team until the fourth quarter. The Dolphins' longest play of the game was a 34-yard run by Kenneth Farrow late in the third quarter and the longest pass play was a 22-yard hook-up between Josh Rosen and Durham Smythe late in the second quarter.

Rosen got the start at quarterback for the Dolphins and played the entire first half. He completed 10 of 18 passes for 102 yards with no touchdowns and no interceptions. He also was sacked three times.

SCORING DRIVES

TEAM	QTR	TIME	PLAY (EXTRA POINT) (DRIVE INFO)	MIA	TB
Dolphins	2	12:10	J.Sanders 45 yd. Field Goal (8-35, 3:53)	3	0
Bucs	2	2:33	M.Gay 32 yd. Field Goal (11-36, 5:20)	3	3
Dolphins	2	0:01	J.Sanders 49 yd. Field Goal (5-13, 0:29)	6	3
Bucs	4	9:56	C.Santos 23 yd. Field Goal (10-66, 4:15)	6	6
Bucs	4	3:35	T.Hudson 4 yd. pass from R.Griffin (M.Gay kick) (6-80, 2:48)	6	13
Dolphins	4	0:34	P.Laird 8 yd. pass from J.Rudock (J.Rudock-T.Irwin pass) (7-51, 1:33)	14	13
Bucs	4	0:06	M.Gay 48 yd. Field Goal (5-45, 0:28)	14	16

GAME STATISTICS

RUSHING (Att-Yds-TD):

Miami: P. Laird 7-51, K. Farrow 3-41, M. Gaskin 6-17, M. Walton 5-8, R. Fitzpatrick 1-2, J. Rudock 1(-1).

Tampa Bay: D. Ogunbowale 13-34, A. Ellington 6-15, R. Jones 2-7, B. Gabbert 1-6, P. Barber 2-5, J. Winston 1-5, B. Anderson 3-3.

PASSING (A-C-Y-TD-I):

Miami: J. Rosen 18-10-102-0-0, J. Rudock 11-6-72-1-1, R. Fitzpatrick 9-3-20-0-0.

Tampa Bay: R. Griffin 21-14-201-1-0, B. Gabbert 12-5-42-0-0, J. Winston 4-2-24-0-0.

RECEIVING (Rec-Yds-TD):

Miami: I. Ford 2-20, B. Butler 2-18, K. Stills 2-16, P. Laird 2-16-1, M. Gesicki 2-14, S. Blacknall 1-25, D. Smythe 1-22, C. Myarick 1-16, M. Walton 1-12, R. Horn 1-12, C. Walford 1-10, P. Williams 1-7, N. O'Leary 1-5, K. Farrow 1-1.

Tampa Bay: T. Hudson 6-93-1, A. Ellington 4-14, D. Ogunbowale 3-54, B. Wilson 2-48, J. Watson 2-22, O. Howard 1-16, C. Brate 1-8, B. Anderson 1-6, A. Auclair 1-6.

SACKS (Sk-Yds):

Miami: C. Harris 1.5-10.5, N. Orchard 1-9, C. Wilkins 1-8, J. Baker 0.5-5.5.

Tampa Bay: F. Huguenin 1-10, D. Harris 1-7, S. Barrett 1-7, P. O'Connor 1-6, D. Bond 1-2.

INTERCEPTIONS (Int-Yds):

Miami: None.
 Tampa Bay: J. Dean 1-0.

FORCED FUMBLES:

Miami: S. Eguavoen 1.
 Tampa Bay: C. Nelson 1.

FUMBLE RECOVERIES (No-Yds):

Miami: E. Rowe 1-0.
 Tampa Bay: None.

TEAM STATS	MIA	TB
TOTAL FIRST DOWNS	18	18
By Rushing	3	7
By Passing	9	9
By Penalty	6	2
THIRD DOWN EFFICIENCY	2-16-13%	4-15-27%
FOURTH DOWN EFFICIENCY	0-1-0%	1-1-100%
TOTAL NET YARDS	280	309
Total Offensive Plays	66	69
Average gain per offensive play	4.2	4.5
NET YARDS RUSHING	118	75
Total Rushing Plays	23	28
Average gain per rushing play	5.1	2.7
NET YARDS PASSING	162	234
Sacks-Yards	5-32	4-33
Gross yards passing	194	267
ATTEMPTS-COMPLETIONS-INTS	38-19-1	37-21-0
Avg. gain per pass play	3.8	5.7
PUNTS NUMBER AND AVG.	7-43.7	7-44.4
Net Punting Average	40.9	38.6
TOTAL RETURN YARDAGE	21	0
No. and Yards Punt Returns	6-21	0-0
No. and Yards Kickoff Returns	2-40	2-33
No. and Yards Int. Returns	0-0	1-0
PENALTIES Number and Yards	13-122	8-81
FUMBLES Number and Lost	1-0	1-1
RED ZONE EFFICIENCY	1-3-33%	1-3-33%
GOAL TO GO EFFICIENCY	0-1-0%	1-3-33%
TIME OF POSSESSION	27:57	32:03



2019 PRESEASON GAME RECAPS

PRE-WEEK 3

Aug. 22, 2019 | MIAMI GARDENS, FLA.
HARD ROCK STADIUM
ATTENDANCE: 49,317 | TV: FOX

JACKSONVILLE 7	MIAMI 22
-----------------------	-----------------

SCORING SUMMARY					
	1	2	3	4	F
Jacksonville	7	0	0	0	7
Miami	0	6	6	10	22

The Dolphins used some strong defense and impressive touchdown drives from their top two quarterbacks to defeat the Jacksonville Jaguars on Thursday.

Running backs Mark Walton and Patrick Laird scored second-half touchdowns and Jason Sanders kicked three field goals in the Dolphins' 22-7 victory at Hard Rock Stadium.

Ryan Fitzpatrick started at quarterback and played into the third quarter. After a difficult first half, Fitzpatrick guided an impressive touchdown drive early in the third quarter that covered 86 yards and ended with Walton's 8-yard touchdown.

Fitzpatrick was 7-for-7 for 93 yards on the drive, including completions of 30 and 20 yards to tight ends Nick O'Leary and Mike Gesicki.

The scoring play came on a third-and-7 when nobody covered Walton into the flat and Fitzpatrick simply floated the ball to him.

Fitzpatrick finished the game 12-for-18 for 126 yards with the one touchdown and no interceptions, good for a passer rating of 105.3.

Josh Rosen came in after Fitzpatrick's touchdown pass and started his first drive at his own 1-yard line.

But Rosen directed a 99-yard drive by scrambling twice for 25 yards and throwing a 39-yard strike to Isaiah Ford after avoiding pressure and rolling to his right.

Laird had an 11-yard run on the last play of the third quarter before scoring on a 5-yard run on the fifth play of the fourth.

Most of this night, however, belonged to the Dolphins defense and special teams.

The Dolphins failed to gain a first down on their first three possessions, but the first two ended with great special teams tackles, by Chris Lammons and Cornell Armstrong.

Lammons another big hit on special teams, and this one led to a Dolphins touchdown — though only momentarily.

That play came after Sanders' first goal. After Jaguars returner DJ Chark lost the football and fell to one knee, Lammons drilled him to jar the ball loose and it was picked up and returned into the end zone by Dolphins running back Mark Walton.

But, as with every touchdown, the play was reviewed and the officials determined that Chark was ruled down before he fumbled.

SCORING DRIVES

TEAM	QTR	TIME	PLAY (EXTRA POINT) (DRIVE INFO)	JAX	MIA
Jaguars	1	4:02	D.Westbrook 10 yd. pass from N.Foles (J.Lambo kick)	7	0
Dolphins	2	11:59	J.Sanders 40 yd. Field Goal (5-25, 2:56)	7	3
Dolphins	2	2:51	J.Sanders 46 yd. Field Goal (5-27, 2:48)	7	6
Dolphins	3	7:12	M.Walton 8 yd. pass from R.Fitzpatrick (kick failed, wr) (11-86, 5:35)	7	12
Dolphins	4	13:01	PLaird 5 yd. run (J.Sanders kick) (13-99, 6:55)	7	19
Dolphins	4	2:43	J.Sanders 43 yd. Field Goal (9-27, 3:55)	7	22

GAME STATISTICS

RUSHING (Att-Yds-TD):

Jacksonville: L. Fournette 7-27, R. Armstead 8-18, G. Minshew 1-18, T. Rawls 1-4.

Miami: P. Laird 6-26-1, J. Rosen 4-23, M. Gaskin 6-20, K. Ballage 12-17, M. Walton 6-3, C. Cox 1-0.

PASSING (A-C-Y-TD-I):

G. Minshew 27-17-141-0-0, N. Foles 10-6-48-1-1.

R. Fitzpatrick 18-12-126-1-0, J. Rosen 7-5-59-0-0.

RECEIVING (Rec-Yds-TD):

Jacksonville: C. Board 4-56, D. Westbrook 4-29-1, T. McBride 3-31, T. Pryor 3-26, D. Mays 3-21, R. Armstead 3-(-1), L. Fournette 2-19, T. Brady 1-8.

Miami: M. Walton 4-20-1, M. Gesicki 3-59, I. Ford 2-45, N. O'Leary 2-35, K. Ballage 2-(-2), K. Stills 1-14, C. Myarick 1-8, T. Irwin 1-7, C. Walford 1-(-1).

SACKS (Sk-Yds):

Jacksonville: D. Smoot 1-3.

Miami: N. Orchard 2-6, T. Hanks 1-7.

INTERCEPTIONS (Int-Yds):

Jacksonville: None.

Miami: E. Rowe 1-0.

FORCED FUMBLES:

Jacksonville: None.

Miami: T. Hanks 1.

FUMBLE RECOVERIES (No-Yds):

Jacksonville: None.

Miami: T. Holmes 1-0.

TEAM STATS

	JAX	MIA
TOTAL FIRST DOWNS	16	19
By Rushing	2	8
By Passing	11	7
By Penalty	3	4
THIRD DOWN EFFICIENCY	1-10-10%	6-14-43%
FOURTH DOWN EFFICIENCY	0-1-0%	0-0-0%
TOTAL NET YARDS	243	271
Total Offensive Plays	57	61
Average gain per offensive play	4.3	4.4
NET YARDS RUSHING	67	89
Total Rushing Plays	17	35
Average gain per rushing play	3.9	2.5
NET YARDS PASSING	176	182
Sacks-Yards	3-13	1-3
Gross yards passing	189	185
ATTEMPTS-COMPLETIONS-INTS	37-23-1	25-17-0
Avg. gain per pass play	4.4	7.0
PUNTS NUMBER AND AVG.	6-47.0	5-52.0
Net Punting Average	46.3	44.0
TOTAL RETURN YARDAGE	40	4
No. and Yards Punt Returns	5-40	5-4
No. and Yards Kickoff Returns	3-61	2-27
No. and Yards Int. Returns	0-0	1-0
PENALTIES Number and Yards	12-90	9-89
FUMBLES Number and Lost	1-1	1-0
RED ZONE EFFICIENCY	1-1-100%	2-3-67%
GOAL TO GO EFFICIENCY	0-0-0%	1-2-50%
TIME OF POSSESSION	27:28	32:32



National Football League Game Summary

NFL Copyright © 2019 by The National Football League. All rights reserved. This summary and play-by-play is for the express purpose of assisting media in their coverage of the game; any other use of this material is prohibited without the written permission of the National Football League. Updated: 8/23/2019

Date: Thursday, 8/22/2019

Jacksonville Jaguars at Miami Dolphins

Start Time: 8:15 PM ET

at Hard Rock Stadium, Miami Gardens, FL

Game Day Weather

Game Weather: Partly Cloudy
Played Outdoor on Turf: Natural Grass

Temp: 84° F (28.9° C) Humidity: 74%, Wind: NE 9 mph

Officials

Referee: Hill, Adrian (29)
Line Judge: Stewart, Mark (75)
Back Judge: Meyer, Greg (78)

Umpire: Ellison, Roy (81)
Field Judge: Clark, V. Land (130)
Replay Official: Weldner, Paul (0)

Down Judge: Oliver, David (24)
Side Judge: Quirk, Jim (5)

Lineups

Jacksonville Jaguars

Offense		Defense	
WR 12 D.Westbrook	DE 91 Y.Ngakoue		
LT 74 C.Robinson	NT 95 A.Jones		
LG 68 A.Norwell	DT 90 T.Bryan		
C 65 B.Linder	DE 93 C.Campbell		
RG 76 W.Richardson	WLB 41 J.Allen		
RT 75 J.Taylor	MLB 44 M.Jack		
WR 18 C.Conley	SLB 52 N.Goodie		
WR 17 D.Chark	LCB 20 J.Ramsey		
RB 27 L.Fournette	RCB 21 A.Bouye		
QB 7 N.Foles	FS 26 J.Wilson		
TE 80 J.O'Shaughnessy	SS 36 R.Harrison		

Miami Dolphins

Offense		Defense	
WR 38 C.Cox	DE 90 C.Harris		
LT 74 Z.Sterup	DT 97 C.Wilkins		
LG 63 M.Deiter	DT 56 D.Godchaux		
C 67 D.Kilgore	DE 95 C.Carradine		
RG 77 Je.Davis	LB 55 J.Baker		
RT 62 D.Calhoun	LB 58 N.DeLuca		
TE 81 D.Smythe	LB 49 S.Eguavoen		
RB 27 K.Ballage	CB 25 X.Howard		
QB 14 R.Fitzpatrick	CB 21 E.Rowe		
WR 10 K.Stills	S 29 M.Fitzpatrick		
WR 82 P.Williams	S 28 B.McCain		

Substitutions

K 4 J.Lambo, P 9 L.Cooke, WR 10 T.Pryor, WR 13 M.Walker, WR 14 R.Leonard, QB 15 G.Minshew, WR 16 C.Board, WR 19 T.Brady, S 22 C.Davis, CB 24 Q.Meeks, CB 25 D.Hayden, S 29 J.Robinson, CB 30 T.Hayes, RB 30 R.Armstead, CB 31 B.Borders, RB 33 D.Mays, RB 34 T.Rawls, CB 35 S.Smith, RB 35 E.Hood, CB 37 T.Herndon, S 38 C.Reavis, S 39 J.Moon, CB 40 B.Watson, S 42 A.Wingard, CB 43 P.Nelson, LS 45 M.Overton, TE 46 E.Wolf, LB 48 J.Jacobs, LB 49 C.Strachan, TE 49 C.Meier, LB 53 R.Wilson, DT 54 E.Ankous, DE 55 L.McCray, LB 57 J.Giles-Harris, LB 59 D.Alexander, OL 60 A.Cann, OL 61 L.Wester, T 62 K.McDermott, G 69 T.Shatley, G 70 B.Thomas, T 72 J.Wells, T 77 C.Ogbuehi, DT 78 K.Vakameillo, DT 79 A.Williams, WR 81 Q.Henderson, TE 83 B.Kovach, WR 84 K.Cole, TE 86 D.Emsberger, WR 88 T.McBride, DT 92 L.Johnson, DE 94 D.Smoot, DE 96 D.Jones, DT 97 M.Hughes, DT 98 D.Russell

Substitutions

LS 1 W.Farnsworth, P 2 M.Haack, QB 3 J.Rosen, DE 4 N.Orchard, LB 6 T.Smith, K 7 J.Sanders, CB 8 T.Patmon, RB 9 M.Walton, WR 16 T.Irwin, WR 17 B.Butter, WR 18 R.Horn, CB 24 M.Tyler, S 26 M.Smith, CB 30 C.Lammons, CB 31 C.Armstrong, CB 33 J.Wiltz, RB 34 K.Farrow, CB 36 Ja.Davis, RB 37 M.Gaskin, CB 40 N.Needham, S 41 M.Hartage, RB 42 P.Laird, LB 44 T.Watson, CB 46 D.Rivers, DE 50 T.Holmes, DT 53 A.Washington, LB 57 T.Hanks, C/G 61 K.Fuller, C/G 64 C.Reed, DT 65 J.Pittman, G/T 66 A.Monteiro, G 70 M.Dunn, T 71 J.Jones-Smith, T 72 I.Prince, DE 73 D.Hendrix, T 79 J.Hills, WR 80 T.Rahming, TE 83 N.O'Leary, WR 84 L.Ford, TE 85 C.Myarick, WR 86 A.Hurns, TE 87 C.Walford, TE 88 M.Gesicki, TE 89 D.Allen, LS 92 J.Denney, DT 93 A.Spence, DT 94 J.Mbu, DE 98 J.Ledbetter

Did Not Play

QB 2 A.McGough, WR 11 M.Lee, RB 23 A.Blue, LB 56 Q.Williams, LB 58 D.Tull, G 64 B.Stallings, T 66 B.Ijalana, T 67 K.Armstrong, T 73 D.Green, TE 85 C.Jones, TE 87 G.Swain, TE 89 J.Oliver, DT 99 M.Dareus

Did Not Play

QB 5 J.Rudock, WR 11 D.Parker, WR 15 A.Wilson, WR 19 J.Grant, S 20 R.Jones, S 22 T.McDonald, RB 32 K.Drake, S 35 W.Aikens, LB 43 A.Van Ginkel, LB 47 K.Alonso, DT 48 C.Thomas, LB 51 Q.Poling, LB 52 R.McMillan, LB 59 C.Allen, C 68 T.Adams, DT 69 D.Queiroz, OL 75 W.Holden, T 78 L.Tunali, DT 96 V.Taylor

Not Active

Not Active

Field Goals (made) & missed)

	J.Lambo	5SWL	J.Sanders	(40)	(46)	(43)	OT	Total
VISITOR:	Jacksonville Jaguars		1	2	3	4	0	7
HOME:	Miami Dolphins		0	6	6	10	0	22

Scoring Plays

Team	Qtr	Time	Play Description (Extra Point) (Drive Info)	Visitor	Home
Jaguars	1	4:02	D.Westbrook 10 yd. pass from N.Foles (J.Lambo kick) (8-75, 3:56)	7	0
Dolphins	2	11:59	J.Sanders 40 yd. Field Goal (5-25, 2:56)		3



National Football League Game Summary

NFL Copyright © 2019 by The National Football League. All rights reserved. This summary and play-by-play is for the express purpose of assisting media in their coverage of the game; any other use of this material is prohibited without the written permission of the National Football League. Updated: 8/23/2019

Dolphins	2	2:51	J.Sanders 46 yd. Field Goal (5-27, 2:48)	7	6
Dolphins	3	7:12	M.Walton 8 yd. pass from R.Fitzpatrick (kick failed, wr) (11-86, 5:35)	7	12
Dolphins	4	13:01	P.Laird 5 yd. run (J.Sanders kick) (13-99, 6:55)	7	19
Dolphins	4	2:43	J.Sanders 43 yd. Field Goal (9-27, 3:55)	7	22
Paid Attendance: 49,317				Time: 2:58	



Jacksonville Jaguars vs Miami Dolphins
8/22/2019 at Hard Rock Stadium

Final Individual Statistics

Jacksonville Jaguars											Miami Dolphins											
RUSHING											RUSHING											
	ATT	YDS	AVG	LG	TD		ATT	YDS	AVG	LG	TD											
L.Fournette	7	27	3.9	12	0	P.Laird	6	26	4.3	13	1											
R.Armistead	8	18	2.3	9	0	J.Rosen	4	23	5.8	14	0											
G.Minshev	1	18	18.0	18	0	M.Gaskin	6	20	3.3	6	0											
T.Rawls	1	4	4.0	4	0	K.Ballage	12	17	1.4	11	0											
						M.Walton	6	3	0.5	4	0											
						C.Cox	1	0	0.0	0	0											
Total	17	67	3.9	18	0	Total	35	89	2.5	14	1											
PASSING											PASSING											
	ATT	CMP	YDS	SK/YD	TD	LG	IN	RT		ATT	CMP	YDS	SK/YD	TD	LG	IN	RT					
G.Minshev	27	17	141	3/13	0	25	0	76.3	R.Fitzpatrick	18	12	126	1/3	1	30	0	105.3					
N.Foles	10	6	48	0/0	1	15	1	65.8	J.Rosen	7	5	59	0/0	0	39	0	96.7					
Total	37	23	189	3/13	1	25	1	72.9	Total	25	17	185	1/3	1	39	0	102.9					
PASS RECEIVING											PASS RECEIVING											
	TAR	REC	YDS	AVG	LG	TD		TAR	REC	YDS	AVG	LG	TD									
C.Board	5	4	56	14.0	25	0	M.Walton	4	4	20	5.0	8	1									
D.Westbrook	7	4	29	7.3	11	1	M.Gesicki	3	3	59	19.7	29	0									
T.McBride	6	3	31	10.3	12	0	I.Ford	2	2	45	22.5	39	0									
T.Pryor	4	3	26	8.7	13	0	N.O'Leary	3	2	35	17.5	30	0									
D.Mays	5	3	21	7.0	8	0	K.Ballage	3	2	-2	-1.0	1	0									
R.Armistead	3	3	-1	-0.3	2	0	K.Stills	2	1	14	14.0	14	0									
L.Fournette	3	2	19	9.5	15	0	C.Myarick	1	1	8	8.0	8	0									
T.Brady	3	1	8	8.0	8	0	T.Irwin	1	1	7	7.0	7	0									
T.Rawls	1	0	0	0.0	0	0	C.Walford	2	1	-1	-1.0	-1	0									
						P.Williams	2	0	0	0.0	0	0										
						B.Butler	1	0	0	0.0	0	0										
						D.Smythe	1	0	0	0.0	0	0										
Total	37	23	189	8.2	25	1	Total	25	17	185	10.9	39	1									
INTERCEPTIONS											INTERCEPTIONS											
	NO	YDS	AVG	LG	TD		NO	YDS	AVG	LG	TD											
Total	0	0	0	0	0	E.Rowe	1	0	0.0	0	0											
						Total	1	0	0.0	0	0											
PUNTING											PUNTING											
	NO	YDS	AVG	NET	TB	IN20	LG		NO	YDS	AVG	NET	TB	IN20	LG							
L.Cooke	6	282	47.0	46.3	0	4	57	M.Haack	5	260	52.0	44.0	0	0	57							
Total	6	282	47.0	46.3	0	4	57	Total	5	260	52.0	44.0	0	0	57							
PUNT RETURNS											PUNT RETURNS											
	NO	YDS	AVG	FC	LG	TD		NO	YDS	AVG	FC	LG	TD									
Q.Henderson	3	40	13.3	0	25	0	P.Williams	3	2	0.7	0	2	0									
K.Cole	2	0	0.0	0	0	0	T.Rahming	2	2	1.0	1	2	0									
Total	5	40	8.0	0	25	0	Total	5	4	0.8	1	2	0									
KICKOFF RETURNS											KICKOFF RETURNS											
	NO	YDS	AVG	FC	LG	TD		NO	YDS	AVG	FC	LG	TD									
T.McBride	1	27	27.0	0	27	0	M.Walton	2	27	13.5	0	16	0									
M.Walker	1	27	27.0	0	27	0																
D.Chark	1	7	7.0	0	7	0																
[TOUCHBACK]	3	0	0.0	0	0	0																
Total	3	61	20.3	0	27	0	Total	2	27	13.5	0	16	0									
Jacksonville Jaguars											Miami Dolphins											
FUMBLES											FUMBLES											
	FUM	LOST	OWN-REC	YDS	TD	FORCED	OPP-REC	YDS	TD	OUT-BDS		FUM	LOST	OWN-REC	YDS	TD	FORCED	OPP-REC	YDS	TD	OUT-BDS	
G.Minshev	1	1	0	0	0	0	0	0	0	0	P.Williams	1	0	1	0	0	0	0	0	0	0	0
Total	1	1	0	0	0	0	0	0	0	0	T.Hanks	0	0	0	0	0	1	0	0	0	0	0
											T.Holmes	0	0	0	0	0	0	1	0	0	0	0



Jacksonville Jaguars vs Miami Dolphins
 8/22/2019 at Hard Rock Stadium

Final Individual Statistics

Total	1	0	1	0	0	1	1	0	0	0
-------	---	---	---	---	---	---	---	---	---	---



Jacksonville Jaguars vs Miami Dolphins
8/22/2019 at Hard Rock Stadium

Final Team Statistics

	Visitor Jaguars	Home Dolphins
TOTAL FIRST DOWNS	16	19
By Rushing	2	8
By Passing	11	7
By Penalty	3	4
THIRD DOWN EFFICIENCY	1-10-10%	6-14-43%
FOURTH DOWN EFFICIENCY	0-1-0%	0-0-0%
TOTAL NET YARDS	243	271
Total Offensive Plays (inc. times thrown passing)	57	61
Average gain per offensive play	4.3	4.4
NET YARDS RUSHING	67	89
Total Rushing Plays	17	35
Average gain per rushing play	3.9	2.5
Tackles for a loss-number and yards	2-6	9-23
NET YARDS PASSING	176	182
Times thrown - yards lost attempting to pass	3-13	1-3
Gross yards passing	189	185
PASS ATTEMPTS-COMPLETIONS-HAD INTERCEPTED	37-23-1	25-17-0
Avg gain per pass play (inc.# thrown passing)	4.4	7.0
KICKOFFS Number-In End Zone-Touchbacks	2-0-0	6-5-3
PUNTS Number and Average	6-47.0	5-52.0
Had Blocked	0	0
FGs - PATs Had Blocked	0-0	0-0
Net Punting Average	46.3	44.0
TOTAL RETURN YARDAGE (Not Including Kickoffs)	40	4
No. and Yards Punt Returns	5-40	5-4
No. and Yards Kickoff Returns	3-61	2-27
No. and Yards Interception Returns	0-0	1-0
PENALTIES Number and Yards	12-90	9-89
FUMBLES Number and Lost	1-1	1-0
TOUCHDOWNS	1	2
Rushing	0	1
Passing	1	1
EXTRA POINTS Made-Attempts	1-1	1-2
Kicking Made-Attempts	1-1	1-2
FIELD GOALS Made-Attempts	0-1	3-3
RED ZONE EFFICIENCY	1-1-100%	2-3-67%
GOAL TO GO EFFICIENCY	0-0-0%	1-2-50%
SAFETIES	0	0
FINAL SCORE	7	22
TIME OF POSSESSION	27:28	32:32



Jacksonville Jaguars vs Miami Dolphins
8/22/2019 at Hard Rock Stadium

Ball Possession And Drive Chart

Jacksonville Jaguars

#	Time Recd	Time Lost	Time Poss	How Ball Obtained	Drive Began	# Play	Yds Gain	Yds Pen	Net Yds	1st Down	Last Scrm	How Given Up
1	14:32	12:59	1:33	Punt	JAX 30	3	5	0	5	0	JAX 35	Punt
2	11:04	9:29	1:35	Punt	JAX 19	3	3	0	3	0	JAX 22	Punt
3	7:58	4:02	3:56	Punt	JAX 25	8	47	28	75	4	* MIA 10	Touchdown
4	1:23	14:55	1:28	Punt	JAX 22	4	15	0	15	1	JAX 37	Interception
5	11:59	5:39	6:20	Kickoff	JAX 19	10	39	5	44	3	MIA 37	Missed FG
6	2:51	0:50	2:01	Kickoff	JAX 23	5	28	-5	23	2	JAX 46	Punt
7	15:00	12:47	2:13	Kickoff	JAX 25	4	28	0	28	1	MIA 47	Punt
8	7:12	4:56	2:16	Kickoff	JAX 27	5	20	-5	15	1	JAX 42	Punt
9	13:01	10:10	2:51	Kickoff	JAX 25	5	3	0	3	1	JAX 28	Punt
10	8:20	6:38	1:42	Punt	JAX 46	5	16	-10	6	1	MIA 48	Downs
11	2:43	1:10	1:33	Kickoff	JAX 25	6	39	-5	34	2	MIA 34	Fumble

(286) Average JAX 26

Miami Dolphins

#	Time Recd	Time Lost	Time Poss	How Ball Obtained	Drive Began	# Play	Yds Gain	Yds Pen	Net Yds	1st Down	Last Scrm	How Given Up
1	15:00	14:32	0:28	Kickoff	MIA 18	3	0	0	0	0	MIA 18	Punt
2	12:59	11:04	1:55	Punt	MIA 23	3	2	0	2	0	MIA 25	Punt
3	9:29	7:58	1:31	Punt	MIA 31	3	2	-5	-3	0	MIA 28	Punt
4	4:02	1:23	2:39	Kickoff	MIA 20	5	6	5	11	1	MIA 31	Punt
5	14:55	11:59	2:56	Interception	JAX 47	5	25	0	25	2	* JAX 22	Field Goal
6	5:39	2:51	2:48	Missed FG	MIA 45	5	12	15	27	2	JAX 28	Field Goal
7	0:50	0:00	0:50	Punt	MIA 12	2	0	0	0	0	MIA 9	End of Half
8	12:47	7:12	5:35	Punt	MIA 14	11	91	-5	86	5	* JAX 8	Touchdown
9	4:56	13:01	6:55	Punt	MIA 1	13	94	5	99	7	* JAX 5	Touchdown
10	10:10	8:20	1:50	Punt	MIA 17	3	14	-5	9	0	MIA 26	Punt
11	6:38	2:43	3:55	Downs	MIA 48	9	27	0	27	2	JAX 25	Field Goal
12	1:10	0:00	1:10	Fumble	MIA 41	2	-2	0	-2	0	MIA 40	End of Game

(323) Average MIA 27

* Inside opponent's 20

Time of Possession by Quarter

Visitor	Home	1st	2nd	3rd	4th	OT	Total
Jacksonville Jaguars	Miami Dolphins	8:27	8:26	4:29	6:06		27:28
Miami Dolphins	Jacksonville Jaguars	6:33	6:34	10:31	8:54		32:32

Kickoff Drive No.-Start Average

Jaguars: 6 - JAX 24 Dolphins: 2 - MIA 19



Jacksonville Jaguars vs Miami Dolphins
8/22/2019 at Hard Rock Stadium

Final Defensive Statistics

Jacksonville Jaguars	Regular Defensive Plays											Special Teams					Misc				
	TKL	AST	COMB	SK	/	YDS	TFL	Q	IN	PD	FF	FR	TKL	AST	FF	FR	BL	TKL	AST	FF	FR
D.Alexander	4	2	6	0	0	1	0	0	0	0	0	0	0	0	0	0	0	0	0	0	0
D.Jones	4	2	6	0	0	2	0	0	0	0	0	0	0	0	0	0	0	0	0	0	0
A.Wingard	4	0	4	0	0	0	1	0	0	0	0	0	0	0	0	0	0	0	0	0	0
C.Reavis	4	0	4	0	0	2	0	0	0	0	0	0	0	0	0	0	0	0	0	0	0
J.Allen	3	1	4	0	0	2	2	0	0	0	0	0	0	0	0	0	0	0	0	0	0
C.Strachan	3	1	4	0	0	1	0	0	0	0	0	0	0	0	0	0	0	0	0	0	0
J.Robinson	3	0	3	0	0	0	0	0	0	0	0	3	0	0	0	0	0	0	0	0	0
L.Jacobs	3	0	3	0	0	0	0	0	0	0	0	0	0	0	0	0	0	0	0	0	0
J.Giles-Harris	0	3	3	0	0	0	0	0	0	0	0	0	0	0	0	0	0	0	0	0	0
D.Smoot	2	0	2	1	3	1	1	0	0	0	0	0	0	0	0	0	0	0	0	0	0
C.Davis	2	0	2	0	0	0	0	0	0	0	0	0	0	0	0	0	0	0	0	0	0
K.Vakameilalo	2	0	2	0	0	1	0	0	0	0	0	0	0	0	0	0	0	0	0	0	0
T.Bryan	1	0	1	0	0	0	1	0	0	0	0	0	0	0	0	0	0	0	0	0	0
R.Harrison	1	0	1	0	0	0	0	0	1	0	0	0	0	0	0	0	0	0	0	0	0
J.Ramsey	1	0	1	0	0	0	0	0	0	0	0	0	0	0	0	0	0	0	0	0	0
D.Hayden	1	0	1	0	0	1	0	0	0	0	0	0	0	0	0	0	0	0	0	0	0
M.Hughes	1	0	1	0	0	1	0	0	0	0	0	0	0	0	0	0	0	0	0	0	0
B.Borders	1	0	1	0	0	0	0	0	0	0	0	0	0	0	0	0	0	0	0	0	0
E.Ankou	1	0	1	0	0	0	0	0	0	0	0	0	0	0	0	0	0	0	0	0	0
Q.Meeks	1	0	1	0	0	0	0	0	0	0	0	0	0	0	0	0	0	0	0	0	0
P.Nelson	1	0	1	0	0	0	0	0	0	0	0	0	0	0	0	0	0	0	0	0	0
A.Williams	1	0	1	0	0	0	0	0	0	0	0	0	0	0	0	0	0	0	0	0	0
N.Goode	0	1	1	0	0	0	0	0	0	0	0	0	0	0	0	0	0	0	0	0	0
T.Herrndon	0	1	1	0	0	0	0	0	0	0	0	0	0	0	0	0	0	0	0	0	0
A.Jones	0	0	0	0	0	0	1	0	0	0	0	0	0	0	0	0	0	0	0	0	0
B.Watson	0	0	0	0	0	0	0	0	0	0	0	2	0	0	0	0	0	0	0	0	0
R.Wilson	0	0	0	0	0	0	0	0	0	0	0	1	0	0	0	0	0	0	0	0	0
S.Smith	0	0	0	0	0	0	0	0	0	0	0	1	0	0	0	0	0	0	0	0	0
D.Westbrook	0	0	0	0	0	0	0	0	0	0	0	0	0	0	0	0	0	1	0	0	0
B.Thomas	0	0	0	0	0	0	0	0	0	0	0	0	0	0	0	0	0	1	0	0	0
Total	44	11	55	1	3	12	6	0	1	0	0	7	0	0	0	0	0	2	0	0	0

TKL = Tackle AST = Assist COMB = Combined QH=QB Hit IN = Interception PD = Pass Defense FF = Forced Fumble FR = Fumble Recovery



Jacksonville Jaguars vs Miami Dolphins
8/22/2019 at Hard Rock Stadium

Final Defensive Statistics

Miami Dolphins	Regular Defensive Plays											Special Teams					Misc				
	TKL	AST	COMB	SK	/ YDS	TFL	QH	IN	PD	FF	FR	TKL	AST	FF	FR	BL	TKL	AST	FF	FR	
J.Baker	5	2	7	0	0	1	0	0	1	0	0	0	0	0	0	0	0	0	0	0	0
E.Rowe	5	0	5	0	0	0	0	1	2	0	0	0	0	0	0	0	0	0	0	0	0
T.McTyer	4	0	4	0	0	0	0	0	0	0	0	0	0	0	0	0	0	0	0	0	0
S.Eguavoen	3	1	4	0	0	1	0	0	0	0	0	0	1	0	0	0	0	0	0	0	0
D.Godchaux	2	2	4	0	0	0	0	0	0	0	0	0	0	0	0	0	0	0	0	0	0
N.Orchard	3	0	3	2	6	2	2	0	0	0	0	0	0	0	0	0	0	0	0	0	0
M.Smith	2	1	3	0	0	0	0	0	0	0	0	0	0	0	0	0	0	0	0	0	0
M.Fitzpatrick	2	0	2	0	0	0	0	0	1	0	0	0	0	0	0	0	0	0	0	0	0
B.McCain	2	0	2	0	0	0	0	0	0	0	0	0	0	0	0	0	0	0	0	0	0
X.Howard	2	0	2	0	0	0	0	0	0	0	0	0	0	0	0	0	0	0	0	0	0
J.Wiltz	2	0	2	0	0	0	0	0	0	0	0	0	0	0	0	0	0	0	0	0	0
C.Wilkins	1	1	2	0	0	0	0	0	0	0	0	0	0	0	0	0	0	0	0	0	0
N.DeLuca	0	2	2	0	0	0	0	0	0	0	0	0	0	0	0	0	0	0	0	0	0
D.Hendrix	0	2	2	0	0	0	0	0	0	0	0	0	0	0	0	0	0	0	0	0	0
Ja.Davis	0	2	2	0	0	0	0	0	0	0	0	0	0	0	0	0	0	0	0	0	0
T.Hanks	1	0	1	1	7	0	0	0	0	1	0	0	1	0	0	0	0	0	0	0	0
N.Needham	1	0	1	0	0	0	0	0	0	0	0	0	0	0	0	0	0	0	0	0	0
T.Watson	0	1	1	0	0	0	0	0	0	0	0	1	0	0	0	0	0	0	0	0	0
C.Carradine	0	1	1	0	0	0	0	0	0	0	0	0	0	0	0	0	0	0	0	0	0
J.Ledbetter	0	1	1	0	0	0	0	0	0	0	0	0	0	0	0	0	0	0	0	0	0
C.Harris	0	0	0	0	0	0	1	0	0	0	0	0	0	0	0	0	0	0	0	0	0
T.Holmes	0	0	0	0	0	0	0	0	0	0	1	0	0	0	0	0	0	0	0	0	0
C.Lammons	0	0	0	0	0	0	0	0	0	0	0	2	0	0	0	0	0	0	0	0	0
C.Armstrong	0	0	0	0	0	0	0	0	0	0	0	1	0	0	0	0	0	0	0	0	0
D.Smythe	0	0	0	0	0	0	0	0	0	0	0	1	0	0	0	0	0	0	0	0	0
M.Haack	0	0	0	0	0	0	0	0	0	0	0	1	0	0	0	0	0	0	0	0	0
P.Williams	0	0	0	0	0	0	0	0	0	0	0	0	0	0	1	0	0	0	0	0	0
Total	35	16	51	3	13	4	3	1	4	1	1	6	2	0	1	0	0	0	0	0	0



Jacksonville Jaguars vs Miami Dolphins
8/22/2019 at Hard Rock Stadium

First Half Summary

	PERIOD SCORES		TIME OF POSSESSION
Jaguars	7 0 = 7	Jaguars	16:53
Dolphins	0 6 = 6	Dolphins	13:07

Scoring Plays

Team	Qtr	Time	Play Description (Extra Point) (Drive Info)	Visitor	Home
Jaguars	1	4:02	D.Westbrook 10 yd. pass from N.Foles (J.Lambo kick) (8-75, 3:56)	7	0
Dolphins	2	11:59	J.Sanders 40 yd. Field Goal (5-25, 2:56)	7	3
Dolphins	2	2:51	J.Sanders 46 yd. Field Goal (5-27, 2:48)	7	6

	Jacksonville Jaguars	Miami Dolphins
TOTAL FIRST DOWNS	10	5
First Downs Rushing-Passing-by Penalty	1 - 6 - 3	1 - 1 - 3
THIRD DOWN EFFICIENCY	1-6-17%	0-6-0%
TOTAL NET YARDS	137	47
Total Offensive Plays	32	24
NET YARDS RUSHING	42	17
NET YARDS PASSING	95	30
Gross Yards Passing	95	33
Times thrown-yards lost attempting to pass	1-0	1-3
Pass Attempts-Completions-Had Intercepted	18 - 12 - 1	11 - 5 - 0
Punts-Number and Average	3 - 45.3	4 - 51.8
Penalties-Number and Yards	7 - 60	5 - 63
Fumbles-Number and Lost	0 - 0	1 - 0
Red Zone Efficiency	1-1-100%	0-1-0%
Average Drive Start	JAX 23	MIA 29

Jacksonville Jaguars											Miami Dolphins										
RUSHING											RUSHING										
	ATT	YDS	AVG	LG	TD		ATT	YDS	AVG	LG	TD		ATT	YDS	AVG	LG	TD				
L.Fournette	7	27	3.9	12	0	K.Ballage	12	17	1.4	11	0										
R.Armstead	6	15	2.5	9	0	Total	12	17	1.4	11	0										
Total	13	42	3.2	12	0																
PASSING											PASSING										
	ATT	CMP	YDS	SK/YD	TD	LG	IN	RT		ATT	CMP	YDS	SK/YD	TD	LG	IN	RT				
N.Foles	10	6	48	0/0	1	15	1	65.8	R.Fitzpatrick	11	5	33	1/3	0	28	0	52.5				
G.Minshew	8	6	47	1/0	0	13	0	89.1	Total	11	5	33	1/3	0	28	0	52.5				
Total	18	12	95	1/0	1	15	1	75.0													
PASS RECEIVING											PASS RECEIVING										
	TAR	REC	YDS	AVG	LG	TD		TAR	REC	YDS	AVG	LG	TD		TAR	REC	YDS	AVG	LG	TD	
D.Westbrook	7	4	29	7.3	11	1	M.Gesicki	2	2	30	15.0	28	0								
T.Pryor	4	3	26	8.7	13	0	K.Ballage	3	2	-2	-1.0	1	0								
C.Board	3	2	19	9.5	11	0	N.O'Leary	2	1	5	5.0	5	0								
L.Fournette	3	2	19	9.5	15	0	P.Williams	2	0	0	0.0	0	0								
R.Armstead	1	1	2	2.0	2	0	D.Smythe	1	0	0	0.0	0	0								
Total	18	12	95	7.9	15	1	K.Stills	1	0	0	0.0	0	0								
							Total	11	5	33	6.6	28	0								

Jacksonville Jaguars											Miami Dolphins												
Regular Defensive Plays											Special Teams												
	TKL	AST	COMB	SK	/	YDS	TFL	Q	IN	PD	FF	FR		TKL	AST	FF	FR	BL	TKL	AST	FF	FR	
J.Allen	3	1	4	0	0	2	2	0	0	0	0	0		0	0	0	0	0	0	0	0	0	0
L.Jacobs	2	0	2	0	0	0	0	0	0	0	0	0		0	0	0	0	0	0	0	0	0	0
D.Jones	2	0	2	0	0	2	0	0	0	0	0	0		0	0	0	0	0	0	0	0	0	0
D.Smoot	2	0	2	1	3	1	1	0	0	0	0	0		0	0	0	0	0	0	0	0	0	0
Total	9	1	10	1	3	5	3	0	0	0	0	0		0	0	0	0	0	0	0	0	0	0



Jacksonville Jaguars vs Miami Dolphins
8/22/2019 at Hard Rock Stadium

First Half Summary

Miami Dolphins	Regular Defensive Plays										Special Teams					Misc					
	TKL	AST	COMB	SK	/ YDS	TFL	QH	IN	PD	FF	FR	TKL	AST	FF	FR	BL	TKL	AST	FF	FR	
J.Baker	5	2	7	0	0	1	0	0	1	0	0	0	0	0	0	0	0	0	0	0	0
E.Rowe	4	0	4	0	0	0	0	1	1	0	0	0	0	0	0	0	0	0	0	0	0
S.Eguavoen	3	1	4	0	0	1	0	0	0	0	0	0	1	0	0	0	0	0	0	0	0
D.Godchaux	1	2	3	0	0	0	0	0	0	0	0	0	0	0	0	0	0	0	0	0	0
Total	13	5	18	0	0	2	0	1	2	0	0	0	1	0	0	0	0	0	0	0	0



Jacksonville Jaguars vs Miami Dolphins at Hard Rock Stadium

First Quarter

8/22/2019

Play By Play

JAX wins the coin toss and elects to defer. MIA elects to Receive, and JAX elects to defend the east goal.

J.Lambo kicks 63 yards from JAX 35 to MIA 2. M.Walton to MIA 18 for 16 yards (B.Watson).

Miami Dolphins at 15:00, (1st play from scrimmage 14:54)

- 1-10-MIA 18 (14:54) (Shotgun) R.Fitzpatrick pass incomplete deep left to K.Stills [J.Allen].
- 2-10-MIA 18 (14:50) R.Fitzpatrick pass incomplete short middle to D.Smythe (R.Harrison).
- 3-10-MIA 18 (14:46) (Shotgun) R.Fitzpatrick pass incomplete short left to P.Williams.
- 4-10-MIA 18 (14:41) (Punt formation) M.Haack punts 52 yards to JAX 30, Center-J.Denney. K.Cole to JAX 30 for no gain (C.Lammons).

Jacksonville Jaguars at 14:32

- 1-10-JAX 30 (14:32) (Shotgun) N.Foles pass short left to D.Westbrook pushed ob at JAX 33 for 3 yards (E.Rowe).
- 2-7-JAX 33 (13:57) L.Fourmette right guard to JAX 35 for 2 yards (J.Baker).
- 3-5-JAX 35 (13:13) (Shotgun) N.Foles pass incomplete short left to L.Fourmette.
- 4-5-JAX 35 (13:09) (Punt formation) L.Cooke punts 44 yards to MIA 21, Center-M.Overton. P.Williams to MIA 23 for 2 yards (J.Robinson).

Miami Dolphins at 12:59

- 1-10-MIA 23 (12:59) K.Ballage right guard to MIA 27 for 4 yards (L.Jacobs, N.Goode).
 - 2-6-MIA 27 (12:27) K.Ballage right tackle to MIA 30 for 3 yards (L.Jacobs).
 - 3-3-MIA 30 (11:50) (Shotgun) K.Ballage right end to MIA 25 for -5 yards (J.Allen).
 - 4-8-MIA 25 (11:13) (Punt formation) M.Haack punts 46 yards to JAX 29, Center-J.Denney. K.Cole to JAX 29 for no gain (C.Armstrong).
- PENALTY on JAX-J.Giles-Harris, Offensive Holding, 10 yards, enforced at JAX 29.*

Jacksonville Jaguars at 11:04

- 1-10-JAX 19 (11:04) N.Foles pass short left to L.Fourmette to JAX 23 for 4 yards (D.Godchaux; J.Baker).
- 2-6-JAX 23 (10:24) (Shotgun) L.Fourmette left tackle to JAX 22 for -1 yards (S.Eguavoen).
- 3-7-JAX 22 (9:44) (Shotgun) N.Foles pass incomplete deep right to D.Westbrook.
- 4-7-JAX 22 (9:37) (Punt formation) L.Cooke punts 47 yards to MIA 31, Center-M.Overton. P.Williams pushed ob at MIA 31 for no gain (J.Robinson).

Miami Dolphins at 9:29

- 1-10-MIA 31 (9:29) K.Ballage up the middle to MIA 31 for no gain (D.Smoot).
- 2-10-MIA 31 (8:53) R.Fitzpatrick pass short right to M.Gesicki to MIA 33 for 2 yards (R.Harrison).
- 3-8-MIA 33 (8:14) (Shotgun) R.Fitzpatrick pass incomplete short right to N.O'Leary [J.Allen].
- 4-8-MIA 33 (8:09) (Punt formation) *PENALTY on MIA-T.Hanks, False Start, 5 yards, enforced at MIA 33 - No Play.*
- 4-13-MIA 28 (8:09) (Punt formation) M.Haack punts 57 yards to JAX 15, Center-J.Denney. Q.Henderson ran ob at JAX 25 for 10 yards.

Jacksonville Jaguars at 7:58

- 1-10-JAX 25 (7:58) L.Fourmette left tackle to JAX 27 for 2 yards (D.Godchaux, J.Baker).
- 2-8-JAX 27 (7:16) (Shotgun) N.Foles pass short right to D.Westbrook to JAX 38 for 11 yards (S.Eguavoen). JAX-C.Ogbuehi was injured during the play. He is Out. P1
- 1-10-JAX 38 (6:48) (Shotgun) N.Foles pass short left to D.Westbrook to JAX 43 for 5 yards (J.Baker).
- 2-5-JAX 43 (6:09) (Shotgun) L.Fourmette left guard to MIA 45 for 12 yards (B.McCain). R2
- 1-10-MIA 45 (5:34) L.Fourmette right guard to MIA 43 for 2 yards (J.Baker, C.Carradine).
- 2-8-MIA 43 (4:52) (Shotgun) N.Foles pass incomplete deep middle to D.Westbrook (M.Fitzpatrick).
- 3-8-MIA 43 (4:47) (Shotgun) N.Foles pass incomplete deep left to C.Conley.
- PENALTY on MIA-E.Rowe, Defensive Pass Interference, 28 yards, enforced at MIA 43 - No Play.* X3
- 1-10-MIA 15 (4:42) L.Fourmette left end pushed ob at MIA 10 for 5 yards (S.Eguavoen).
- 2-5-MIA 10 (4:08) (Pass formation) **N.Foles pass short right to D.Westbrook for 10 yards, TOUCHDOWN.** P4
- (Kick formation) J.Lambo extra point is GOOD, Center-M.Overton, Holder-L.Cooke.

JAX 7 MIA 0, 8 plays, 75 yards, 1 penalty, 3:56 drive, 10:58 elapsed

L.Cooke kicks 56 yards from JAX 35 to MIA 9. M.Walton to MIA 20 for 11 yards (J.Robinson).

Miami Dolphins at 4:02, (1st play from scrimmage 3:57)

- 1-10-MIA 20 (3:57) K.Ballage left tackle to MIA 24 for 4 yards (T.Bryan).
- 2-6-MIA 24 (3:19) (Shotgun) R.Fitzpatrick pass short right to K.Ballage pushed ob at MIA 25 for 1 yard (J.Ramsey).
- 3-5-MIA 25 (2:44) (Shotgun) *PENALTY on JAX-M.Jack, Encroachment, 5 yards, enforced at MIA 25 - No Play.* X1
- 1-10-MIA 30 (2:23) K.Ballage up the middle to MIA 31 for 1 yard (J.Allen).
- 2-9-MIA 31 (1:47) R.Fitzpatrick pass incomplete short middle to K.Ballage [A.Jones].
- 3-9-MIA 31 (1:42) (Shotgun) R.Fitzpatrick pass incomplete deep right to P.Williams.



Jacksonville Jaguars vs Miami Dolphins at Hard Rock Stadium

4-9-MIA 31 (1:36) (Punt formation) M.Haack punts 52 yards to JAX 17, Center-J.Denney, Q.Henderson to JAX 22 for 5 yards (T.Hanks; S.Eguavoen).

Jacksonville Jaguars at 1:23

1-10-JAX 22 (1:23) (Shotgun) N.Foles pass short right to L.Fourmette pushed ob at JAX 37 for 15 yards (X.Howard),

P5

1-10-JAX 37 (:48) (Shotgun) L.Fourmette left guard to JAX 42 for 5 yards (C.Wilkins).

2-5-JAX 42 (:07) (Shotgun) R.Armstead left end to JAX 37 for -5 yards (J.Baker).

END OF QUARTER	Score	Time Poss	First Downs				Efficiencies	
			R	P	X	T	3 Down	4 Down
Jacksonville Jaguars	7	8:27	1	3	1	5	0/2	0/0
Miami Dolphins	0	6:33	0	0	1	1	0/4	0/0



Jacksonville Jaguars vs Miami Dolphins at Hard Rock Stadium

Second Quarter

8/22/2019

Play By Play

Jacksonville Jaguars continued.

3-10-JAX 37 (15:00) (Shotgun) N.Foles pass short right intended for D.Westbrook INTERCEPTED by E.Rowe at JAX 47. E.Rowe to JAX 47 for no gain (D.Westbrook). Penalty on JAX-L.Wester. Offensive Holding, declined.

Miami Dolphins at 14:55

1-10-JAX 47 (14:55) R.Fitzpatrick pass short right to M.Gesicki pushed ob at JAX 19 for 28 yards (C.Davis) [T.Bryan]. P2
PENALTY on JAX-T.Bryan, Roughing the Passer, 10 yards, enforced at JAX 19. X3
1-9-JAX 9 (14:26) K.Ballage right tackle to JAX 10 for -1 yards (D.Hayden).
2-10-JAX 10 (13:51) (Shotgun) R.Fitzpatrick pass short right to K.Stills to JAX 6 for 4 yards (C.Davis).
PENALTY on MIA-M.Gesicki, Offensive Pass Interference, 10 yards, enforced at JAX 10 - No Play.
2-20-JAX 20 (13:24) K.Ballage left tackle to JAX 19 for 1 yard (J.Giles-Harris; D.Alexander).
3-19-JAX 19 (12:47) (Shotgun) R.Fitzpatrick sacked at JAX 22 for -3 yards (D.Smoot).
4-22-JAX 22 (12:03) (Field Goal formation) J.Sanders 40 yard field goal is GOOD, Center-J.Denney, Holder-M.Haack.

JAX 7 MIA 3, 5 plays, 25 yards, 1 penalty, 2:56 drive, 3:01 elapsed

J.Sanders kicks 53 yards from MIA 35 to JAX 12. D.Chark to JAX 18 for 6 yards (C.Lammons). FUMBLES (C.Lammons), RECOVERED by MIA-M.Walton at JAX 15. M.Walton for 15 yards, TOUCHDOWN.

The Replay Official reviewed the runner was not down by contact ruling, and the play was REVERSED.
J.Sanders kicks 53 yards from MIA 35 to JAX 12. D.Chark to JAX 19 for 7 yards (C.Lammons). JAX-D.Chark was injured during the play.
Jacksonville Jaguars at 11:59, (1st play from scrimmage 11:57)

1-10-JAX 19 (11:57) R.Armstead up the middle to JAX 20 for 1 yard (M.Fitzpatrick).
2-9-JAX 20 (11:17) (Shotgun) G.Minshew pass short left to C.Board pushed ob at JAX 28 for 8 yards (E.Rowe).
3-1-JAX 28 (10:54) (Shotgun) G.Minshew pass short left to R.Armstead to JAX 30 for 2 yards (J.Wiltz). P6
1-10-JAX 30 (10:10) G.Minshew sacked at JAX 30 for 0 yards (N.Orchard).
2-10-JAX 30 (9:25) (Shotgun) R.Armstead up the middle to JAX 39 for 9 yards (M.Fitzpatrick).
3-1-JAX 39 (8:44) G.Minshew FUMBLES (Aborted) at JAX 35, recovered by JAX-R.Armstead at JAX 36. R.Armstead to JAX 36 for no gain (N.DeLuca).
PENALTY on MIA-S.Eguavoen, Defensive Offside, 5 yards, enforced at JAX 39 - No Play. X7
1-10-JAX 44 (8:17) (Shotgun) PENALTY on JAX-W.Richardson, False Start, 5 yards, enforced at JAX 44 - No Play.
1-15-JAX 39 (7:53) (Shotgun) G.Minshew pass short left to T.Pryor to MIA 48 for 13 yards (E.Rowe) [C.Harris].
PENALTY on MIA-C.Harris, Roughing the Passer, 15 yards, enforced at MIA 48. X8
1-10-MIA 33 (7:26) R.Armstead up the middle to MIA 29 for 4 yards (D.Godchaux; S.Eguavoen).
2-6-MIA 29 (6:41) R.Armstead right guard to MIA 27 for 2 yards (J.L.Edbetter; C.Wilkins).
3-4-MIA 27 (5:58) (Shotgun) G.Minshew pass incomplete deep left to K.Cole (J.Wiltz).
PENALTY on JAX-J.Taylor, Offensive Holding, 10 yards, enforced at MIA 27 - No Play.
3-14-MIA 37 (5:49) (Shotgun) G.Minshew pass incomplete short left to C.Board.
Timeout #1 by MIA at 05:44.
4-14-MIA 37 (5:44) J.Lambo 55 yard field goal is No Good, Wide Left, Center-M.Overton, Holder-L.Cooke.

Miami Dolphins at 5:39

1-10-MIA 45 (5:39) R.Fitzpatrick pass incomplete short right to I.Ford [T.Bryan].
PENALTY on JAX-T.Bryan, Roughing the Passer, 15 yards, enforced at MIA 45 - No Play. X4
1-10-JAX 40 (5:33) K.Ballage left end pushed ob at JAX 29 for 11 yards (C.Reavis). B5
1-10-JAX 29 (5:03) K.Ballage left tackle to JAX 30 for -1 yards (D.Jones).
2-11-JAX 30 (4:22) (Shotgun) R.Fitzpatrick pass short left to K.Ballage to JAX 33 for -3 yards (J.Allen).
3-14-JAX 33 (3:40) (Shotgun) R.Fitzpatrick pass short left to N.O'Leary to JAX 28 for 5 yards (D.Alexander).
4-9-JAX 28 (2:56) J.Sanders 46 yard field goal is GOOD, Center-J.Denney, Holder-M.Haack.

JAX 7 MIA 6, 5 plays, 27 yards, 1 penalty, 2:48 drive, 12:09 elapsed

J.Sanders kicks 69 yards from MIA 35 to JAX -4. T.McBride to JAX 23 for 27 yards (D.Smythe).

Jacksonville Jaguars at 2:51, (1st play from scrimmage 2:46)

1-10-JAX 23 (2:46) (Shotgun) G.Minshew pass short middle to T.Pryor to JAX 34 for 11 yards (B.McCain). MIA-B.McCain was injured during the play. P9
1-10-JAX 34 (2:13) (No Huddle, Shotgun) G.Minshew pass short right to C.Board pushed ob at JAX 45 for 11 yards (X.Howard). P10

Two-Minute Warning

1-10-JAX 45 (2:00) (Shotgun) PENALTY on JAX-W.Richardson, False Start, 5 yards, enforced at JAX 45 - No Play.
1-15-JAX 40 (2:00) (Shotgun) R.Armstead up the middle to JAX 44 for 4 yards (J.Baker).



Jacksonville Jaguars vs Miami Dolphins at Hard Rock Stadium

- 2-11-JAX 44 (1:34) (No Huddle, Shotgun) G.Minshew pass short middle to T.Pryor to JAX 46 for 2 yards (E.Rowe).
- 3-9-JAX 46 (1:05) (No Huddle, Shotgun) G.Minshew pass incomplete short left to T.Pryor (J.Baker).
- 4-9-JAX 46 (:59) (Punt formation) L.Cooke punts 45 yards to MIA 9, Center-M.Overton. P.Williams MUFFS catch, and recovers at MIA 12. P.Williams to MIA 12 for no gain (R.Wilson).

Miami Dolphins at 0:50

- 1-10-MIA 12 (:50) (Shotgun) K.Ballage left guard to MIA 9 for -3 yards (D.Jones).
- 2-13-MIA 9 (:08) (No Huddle) K.Ballage right guard to MIA 12 for 3 yards (J.Allen; T.Herdon).

END OF QUARTER

	Score	Time Poss	First Downs				Efficiencies	
			R	P	X	T	3 Down	4 Down
Jacksonville Jaguars	7	8:26	0	3	2	5	1/4	0/0
Miami Dolphins	6	6:34	1	1	2	4	0/2	0/0



Jacksonville Jaguars vs Miami Dolphins at Hard Rock Stadium

Third Quarter

8/22/2019

Play By Play

JAX elects to Receive, and MIA elects to defend the West goal.
 J.Sanders kicks 65 yards from MIA 35 to end zone, Touchback.

Jacksonville Jaguars at 15:00

1-10-JAX 25	(15:00) (Shotgun) G.Minshew pass deep left to C.Board to 50 for 25 yards (E.Rowe).	P11
<u>1-10-50</u>	(14:19) (Shotgun) R.Armstead right guard to MIA 48 for 2 yards (D.Godchaux).	
2-8-MIA 48	(13:36) (Shotgun) G.Minshew pass incomplete short left to T.McBride (E.Rowe).	
3-8-MIA 48	(13:32) (Shotgun) G.Minshew pass short right to R.Armstead to MIA 47 for 1 yard (J.Wiltz).	
4-7-MIA 47	(12:55) (Punt formation) L.Cooke punts 33 yards to MIA 14, Center-M.Overton, fair catch by T.Rahming.	

Miami Dolphins at 12:47

1-10-MIA 14	(12:47) M.Walton left tackle to MIA 15 for 1 yard (J.Giles-Harris; D.Jones).	
	<i>PENALTY on JAX-E.Ankou, Defensive Holding, 5 yards, enforced at MIA 15.</i>	X6
<u>1-10-MIA 20</u>	(12:29) M.Walton left tackle to MIA 18 for -2 yards (M.Hughes).	
2-12-MIA 18	(11:52) (Shotgun) R.Fitzpatrick pass short right to M.Walton pushed ob at MIA 26 for 8 yards (J.Robinson).	
3-4-MIA 26	(11:16) (Shotgun) R.Fitzpatrick pass short left to K.Stills ran ob at MIA 40 for 14 yards (J.Robinson).	P7
<u>1-10-MIA 40</u>	(10:51) (Shotgun) R.Fitzpatrick pass short left to M.Walton to MIA 38 for -2 yards (C.Reavis).	
2-12-MIA 38	(10:16) R.Fitzpatrick pass incomplete short right to I.Ford.	
	<i>PENALTY on MIA-D.Calhoun, Offensive Holding, 10 yards, enforced at MIA 38 - No Play.</i>	
2-22-MIA 28	(10:09) (Shotgun) R.Fitzpatrick pass short right to N.O'Leary to JAX 42 for 30 yards (C.Davis).	P8
<u>1-10-JAX 42</u>	(9:33) (No Huddle) M.Walton left tackle to JAX 40 for 2 yards (D.Jones; J.Giles-Harris).	
2-8-JAX 40	(8:57) (Shotgun) R.Fitzpatrick pass deep left to M.Gesicki to JAX 11 for 29 yards (L.Jacobs). MIA-M.Gesicki was injured during the play. His return is Probable.	P9
<u>1-10-JAX 11</u>	(8:22) (Shotgun) R.Fitzpatrick pass short right to M.Walton to JAX 5 for 6 yards (B.Borders).	
2-4-JAX 5	(7:53) M.Walton up the middle to JAX 8 for -3 yards (D.Alexander).	
3-7-JAX 8	(7:17) (Shotgun) R.Fitzpatrick pass short right to M.Walton for 8 yards, TOUCHDOWN.	P10
	(Kick formation) J.Sanders extra point is No Good, Wide Right, Center-W.Farnsworth, Holder-M.Haack.	

JAX 7 MIA 12, 11 plays, 86 yards, 1 penalty, 5:35 drive, 7:48 elapsed

J.Sanders kicks 65 yards from MIA 35 to JAX 0. M.Walker to JAX 27 for 27 yards (T.Watson).

Jacksonville Jaguars at 7:12, (1st play from scrimmage 7:06)

1-10-JAX 27	(7:06) G.Minshew pass short right to T.McBride to JAX 35 for 8 yards (T.McTyer).	
2-2-JAX 35	(6:29) (Shotgun) G.Minshew pass short left to T.Brady to JAX 43 for 8 yards (N.Needham).	P12
<u>1-10-JAX 43</u>	(5:54) (Shotgun) T.Rawls up the middle to JAX 47 for 4 yards (N.DeLuca; D.Hendrix).	
2-6-JAX 47	(5:16) (Shotgun) G.Minshew pass incomplete short middle to T.Rawls.	
3-6-JAX 47	<i>(5:13) (Shotgun) PENALTY on JAX-A.Cann, False Start, 5 yards, enforced at JAX 47 - No Play.</i>	
3-11-JAX 42	(5:13) (Shotgun) G.Minshew pass incomplete short right to T.McBride.	
4-11-JAX 42	(5:08) (Punt formation) L.Cooke punts 56 yards to MIA 2, Center-M.Overton. T.Rahming to MIA 8 for 6 yards (B.Watson).	
	<i>PENALTY on MIA-C.Walford, Offensive Holding, 1 yard, enforced at MIA 2.</i>	

Miami Dolphins at 4:56

1-10-MIA 1	(4:56) New QB: #3 J.Rosen	
	<i>PENALTY on JAX-M.Hughes, Neutral Zone Infraction, 5 yards, enforced at MIA 1 - No Play.</i>	
1-5-MIA 6	(4:56) M.Walton up the middle to MIA 10 for 4 yards (E.Ankou).	
2-1-MIA 10	(4:20) C.Cox up the middle to MIA 10 for no gain (D.Jones).	
3-1-MIA 10	(3:47) M.Walton up the middle to MIA 11 for 1 yard (D.Jones).	R11
<u>1-10-MIA 11</u>	(3:05) J.Rosen scrambles up the middle ran ob at MIA 22 for 11 yards (A.Wingard).	R12
<u>1-10-MIA 22</u>	(2:34) J.Rosen pass short right to C.Myarick to MIA 30 for 8 yards (C.Reavis) [A.Wingard].	
2-2-MIA 30	(1:55) J.Rosen pass short left to C.Walford to MIA 29 for -1 yards (C.Reavis).	
3-3-MIA 29	(1:12) (Shotgun) J.Rosen pass short middle to I.Ford to MIA 35 for 6 yards (Q.Meeks).	P13
<u>1-10-MIA 35</u>	(:32) P.Laird left end ran ob at MIA 46 for 11 yards (C.Strachan).	R14

END OF QUARTER

	Score	Time	First Downs					Efficiencies	
		Pass	R	P	X	T	3 Down	4 Down	
Jacksonville Jaguars	7	4:29	0	2	0	2	0/2	0/0	
Miami Dolphins	12	10:31	3	5	1	9	4/4	0/0	



Jacksonville Jaguars vs Miami Dolphins at Hard Rock Stadium

Fourth Quarter

8/22/2019

Play By Play

Miami Dolphins continued.

<u>1-10-MIA 46</u>	(15:00) J.Rosen pass deep right to I.Lford to JAX 15 for 39 yards (A.Wingard).	P15
<u>1-10-JAX 15</u>	(14:27) P.Laird left end to JAX 19 for -4 yards (C.Strachan).	
2-14-JAX 19	(13:51) (Shotgun) J.Rosen pass incomplete deep left to B.Butler.	
3-14-JAX 19	(13:46) (Shotgun) J.Rosen scrambles left end to JAX 5 for 14 yards (J.Robinson).	R16
<u>1-5-JAX 5</u>	(13:07) P.Laird left tackle for 5 yards, TOUCHDOWN.	R17
	(Run formation) TWO-POINT CONVERSION ATTEMPT. P.Laird rushes right guard. ATTEMPT SUCCEEDS.	
	<i>PENALTY on MIA-J.Prince, Offensive Holding, 10 yards, enforced at JAX 2 - No Play.</i>	
	(Kick formation) J.Sanders extra point is GOOD, Center-J.Denney, Holder-M.Haack.	

JAX 7 MIA 19, 13 plays, 99 yards, 1 penalty, 6:55 drive, 6:59 elapsed

J.Sanders kicks 65 yards from MIA 35 to end zone, Touchback.

Jacksonville Jaguars at 13:01

1-10-JAX 25	(13:01) R.Armstead right end to JAX 26 for 1 yard (N.DeLuca; D.Hendrix).	
2-9-JAX 26	(12:20) (Shotgun) G.Minshew pass short middle to C.Board to JAX 38 for 12 yards (T.McTyler).	P13
<u>1-10-JAX 38</u>	(11:44) (Shotgun) G.Minshew pass short right to R.Armstead ran ob at JAX 34 for -4 yards (N.Orchard).	
2-14-JAX 34	(11:06) (Shotgun) G.Minshew pass incomplete deep left to T.Brady.	
3-14-JAX 34	(11:02) (Shotgun) G.Minshew sacked at JAX 28 for -6 yards (N.Orchard).	
4-20-JAX 28	(10:23) (Punt formation) L.Cooke punts 57 yards to MIA 15, Center-M.Overton. T.Rahming to MIA 17 for 2 yards (S.Smith).	

Miami Dolphins at 10:10

1-10-MIA 17	<i>(10:10) PENALTY on MIA-L.Prince, False Start, 5 yards, enforced at MIA 17 - No Play.</i>	
1-15-MIA 12	(10:10) P.Laird right guard to MIA 15 for 3 yards (K.Vakameilalo).	
2-12-MIA 15	(9:41) P.Laird right end to MIA 13 for -2 yards (C.Strachan; D.Alexander).	
	<i>Penalty on MIA-A.Monteiro, Clipping, declined.</i>	
3-14-MIA 13	(9:25) (Shotgun) P.Laird up the middle to MIA 26 for 13 yards (A.Wingard).	
	Timeout #1 by MIA at 08:36.	
4-1-MIA 26	(8:36) (Punt formation) M.Haack punts 53 yards to JAX 21, Center-J.Denney. Q.Henderson pushed ob at JAX 46 for 25 yards (M.Haack).	

Jacksonville Jaguars at 8:20

1-10-JAX 46	(8:20) (Shotgun) G.Minshew pass short left to T.McBride pushed ob at MIA 43 for 11 yards (T.McTyler).	P14
<u>1-10-MIA 43</u>	(7:55) (No Huddle, Shotgun) G.Minshew pass short left to D.Mays pushed ob at MIA 38 for 5 yards (M.Smith).	
2-5-MIA 38	(7:18) (Shotgun) G.Minshew pass incomplete short left to T.Brady.	
3-5-MIA 38	(7:15) (Shotgun) D.Mays left guard to MIA 38 for no gain (D.Hendrix).	
	<i>PENALTY on JAX-B.Thomas, Offensive Holding, 10 yards, enforced at MIA 38 - No Play.</i>	
3-15-MIA 48	(6:49) (Shotgun) G.Minshew pass incomplete short left to D.Mays.	
4-15-MIA 48	(6:43) (Shotgun) G.Minshew pass incomplete deep right to T.McBride.	

Miami Dolphins at 6:38

1-10-MIA 48	(6:38) J.Rosen pass short left to T.Irwin pushed ob at JAX 45 for 7 yards (P.Nelson).	
2-3-JAX 45	(6:15) M.Gaskin right guard to JAX 43 for 2 yards (D.Alexander).	
3-1-JAX 43	(5:43) M.Gaskin left guard to JAX 38 for 5 yards (A.Wingard).	R18
<u>1-10-JAX 38</u>	(5:13) M.Gaskin left end to JAX 33 for 5 yards (D.Alexander).	
2-5-JAX 33	(4:31) M.Gaskin left guard to JAX 27 for 6 yards (C.Strachan).	R19
<u>1-10-JAX 27</u>	(3:58) J.Rosen pass incomplete short left to C.Walford.	
2-10-JAX 27	(3:52) M.Gaskin right guard to JAX 23 for 4 yards (A.Williams). MIA-J.Mills was injured during the play.	
3-6-JAX 23	(3:30) (Shotgun) M.Gaskin up the middle to JAX 25 for -2 yards (K.Vakameilalo).	
4-8-JAX 25	(2:48) J.Sanders 43 yard field goal is GOOD, Center-J.Denney, Holder-M.Haack.	

JAX 7 MIA 22, 9 plays, 27 yards, 3:55 drive, 12:17 elapsed

J.Sanders kicks 65 yards from MIA 35 to end zone, Touchback.

Jacksonville Jaguars at 2:43

1-10-JAX 25	(2:43) (Shotgun) G.Minshew pass short middle to D.Mays to JAX 33 for 8 yards (T.Watson; Ju.Davis).	
2-2-JAX 33	(2:20) (No Huddle, Shotgun) G.Minshew pass short left to T.Brady to MIA 33 for 34 yards (C.Armstrong; M.Hartage).	
	<i>PENALTY on JAX-T.Brady, Illegal Formation, 5 yards, enforced at JAX 33 - No Play.</i>	



Jacksonville Jaguars vs Miami Dolphins at Hard Rock Stadium

2-7-JAX 28 (2:09) (Shotgun) G.Minshew pass short right to T.McBride to JAX 40 for 12 yards (T.McTyer). P15

Two-Minute Warning

1-10-JAX 40 (2:00) (Shotgun) G.Minshew pass incomplete short middle to D.Mays.

2-10-JAX 40 (1:54) (Shotgun) G.Minshew scrambles up the middle to MIA 42 for 18 yards (M.Smith). R16

1-10-MIA 42 (1:28) (No Huddle, Shotgun) G.Minshew pass short right to D.Mays to MIA 34 for 8 yards (M.Smith; Ja.Davis).

Timeout #1 by JAX at 01:19.

2-2-MIA 34 (1:19) (Shotgun) G.Minshew sacked at MIA 40 for -6 yards (T.Hanks). FUMBLES (T.Hanks), RECOVERED by MIA-T.Holmes at MIA 41.

T.Holmes to MIA 41 for no gain (B.Thomas).

Miami Dolphins at 1:10

1-10-MIA 41 (1:10) J.Rosen kneels to MIA 40 for -1 yards.

2-11-MIA 40 (:35) J.Rosen kneels to MIA 39 for -1 yards.

END OF QUARTER

	Score	Time Poss	First Downs				Efficiencies	
			R	P	X	T	3 Down	4 Down
Jacksonville Jaguars	7	6:06	1	3	0	4	0/2	0/1
Miami Dolphins	22	8:54	4	1	0	5	2/4	0/0



Miscellaneous Statistics Report

Jacksonville Jaguars vs Miami Dolphins
8/22/2019 at Hard Rock Stadium

Ten Longest Plays for Jacksonville Jaguars

Yards	Qtr	Play Start	Play Description
28	2	1-15-JAX 39	(7:53) (Shotgun) G.Minshew pass short left to T.Pryor to MIA 48 for 13 yards (E.Rowe) [C.Harris]. PENALTY on MIA-C.Harris, Roughing the Passer, 15 yards, enforced at MIA 48.
25	3	1-10-JAX 25	(15:00) (Shotgun) G.Minshew pass deep left to C.Board to 50 for 25 yards (E.Rowe).
18	4	2-10-JAX 40	(1:54) (Shotgun) G.Minshew scrambles up the middle to MIA 42 for 18 yards (M.Smith).
15	1	1-10-JAX 22	(1:23) (Shotgun) N.Foles pass short right to L.Fournette pushed ob at JAX 37 for 15 yards (X.Howard).
12	1	2-5-JAX 43	(6:09) (Shotgun) L.Fournette left guard to MIA 45 for 12 yards (B.McCain).
12	4	2-9-JAX 26	(12:20) (Shotgun) G.Minshew pass short middle to C.Board to JAX 38 for 12 yards (T.McTyer).
12	4	2-7-JAX 28	(2:09) (Shotgun) G.Minshew pass short right to T.McBride to JAX 40 for 12 yards (T.McTyer).
11	1	2-8-JAX 27	(7:16) (Shotgun) N.Foles pass short right to D.Westbrook to JAX 38 for 11 yards (S.Eguavoen). JAX-C.Ogbuehi was injured during the play. He is Out.
11	2	1-10-JAX 23	(2:46) (Shotgun) G.Minshew pass short middle to T.Pryor to JAX 34 for 11 yards (B.McCain). MIA-B.McCain was injured during the play.
11	2	1-10-JAX 34	(2:13) (No Huddle, Shotgun) G.Minshew pass short right to C.Board pushed ob at JAX 45 for 11 yards (X.Howard).

Ten Longest Plays for Miami Dolphins

Yards	Qtr	Play Start	Play Description
39	4	1-10-MIA 46	(15:00) J.Rosen pass deep right to I.Ford to JAX 15 for 39 yards (A.Wingard).
38	2	1-10-JAX 47	(14:55) R.Fitzpatrick pass short right to M.Gesicki pushed ob at JAX 19 for 28 yards (C.Davis) [T.Bryan].
30	3	2-22-MIA 28	(10:09) (Shotgun) R.Fitzpatrick pass short right to N.O'Leary to JAX 42 for 30 yards (C.Davis).
29	3	2-8-JAX 40	(8:57) (Shotgun) R.Fitzpatrick pass deep left to M.Gesicki to JAX 11 for 29 yards (L.Jacobs). MIA-M.Gesicki was injured
14	3	3-4-MIA 26	(11:16) (Shotgun) R.Fitzpatrick pass short left to K.Stills ran ob at MIA 40 for 14 yards (J.Robinson).
14	4	3-14-JAX 19	(13:46) (Shotgun) J.Rosen scrambles left end to JAX 5 for 14 yards (J.Robinson).
13	4	3-14-MIA 13	(9:25) (Shotgun) P.Laird up the middle to MIA 26 for 13 yards (A.Wingard).
11	2	1-10-JAX 40	(5:33) K.Ballage left end pushed ob at JAX 29 for 11 yards (C.Reavis).
11	3	1-10-MIA 11	(3:05) J.Rosen scrambles up the middle ran ob at MIA 22 for 11 yards (A.Wingard).
11	3	1-10-MIA 35	(:32) P.Laird left end ran ob at MIA 46 for 11 yards (C.Strachan).

Touchdown Scoring Information

		Offense	Defense	Special Teams
VISITOR	Jacksonville Jaguars	1	0	0
HOME	Miami Dolphins	2	0	0

Player Scoring Information

Club	Player	TD	Rush TD	Rec TD	KO TD	Punt TD	Int TD	Fum TD	Misc TD	FG	XP	2Pt Rush	2Pt Rec	Sfty	Points
JAX	D.Westbrook	0	0	1	0	0	0	0	0	0	0	0	0	0	6
JAX	J.Lambo	0	0	0	0	0	0	0	0	0	1	0	0	0	1
MIA	J.Sanders	0	0	0	0	0	0	0	0	3	1	0	0	0	10
MIA	P.Laird	0	1	0	0	0	0	0	0	0	0	0	0	0	6
MIA	M.Walton	0	0	1	0	0	0	0	0	0	0	0	0	0	6

Possession Detail

	First Half		Second Half		Game	
	Visitor	Home	Visitor	Home	Visitor	Home
Largest Lead	7	0	0	15	7	15
Drives Leading	3	0	1	4	4	4
Time of Possession Leading	9:49	0:00	2:13	13:50	12:02	13:50
Largest Deficit	0	-7	-15	0	-15	-7
Drives Trailing	0	4	4	1	4	5
Time of Possession Trailing	0:00	9:13	8:22	5:35	8:22	14:48
Times Score Tied Up		0		0		0
Lead Changes		1		1		2



Playtime Percentage

Percent of playtime per player on offense, defense and special teams

Jacksonville Jaguars				Miami Dolphins			
	Offense	Defense	Special Teams		Offense	Defense	Special Teams
L Wester	T	57	88%	M Deiter	G	48	71%
T Shatley	C	46	71%	D Calhoun	G	48	71%
B Thomas	G	46	71%	J Mills	T	45	66%
G Minshew	QB	46	71%	C Reed	G	41	60%
J Taylor	T	37	57%	J Davis	G	39	57%
C Board	WR	31	48%	R Fitzpatrick	QB	39	57%
A Cann	G	30	46%	A Hurns	WR	30	44%
T McBride	WR	29	45%	I Prince	T	29	43%
K Cole	WR	28	43%	J Rosen	QB	29	43%
W Richardson	T	28	43%	P Williams	WR	28	41%
J Wells	T	28	43%	D Kilgore	C	27	40%
R Armstead	RB	26	40%	K Ballage	RB	27	40%
B Koyack	TE	22	34%	B Butler	WR	24	35%
T Brady	WR	21	32%	M Walton	RB	22	32%
A Norwell	G	19	29%	C Walford	TE	21	31%
B Linder	C	19	29%	N O'Leary	TE	21	31%
C Conley	WR	19	29%	K Stills	WR	21	31%
N Foles	QB	19	29%	A Monteiro	T	20	29%
D Ernberger	TE	18	28%	K Fuller	G	20	29%
J O'Shaughnessy	TE	18	28%	C Myarick	TE	20	29%
L Fournette	RB	18	28%	Z Sterup	T	20	29%
D Chark	WR	17	26%	M Gesicki	TE	19	28%
T Pryor	WR	16	25%	I Ford	WR	17	25%
D Westbrook	WR	15	23%	D Smythe	TE	15	22%
D Mays	RB	13	20%	T Irwin	WR	14	21%
C Meier	TE	11	17%	C Cox	RB	13	19%
E Wolf	TE	9	14%	R Horn	WR	13	19%
T Rawls	RB	8	12%	P Laird	RB	12	18%
K McDermott	T	7	11%	M Gaskin	RB	8	12%
M Walker	WR	6	9%	D Allen	TE	7	10%
C Robinson	T	6	9%	T Rahming	WR	6	9%
C Ogbuehi	T	2	3%	J Jones-Smith	T	3	4%
C Reavis	FS	39	57%	K Farrow	RB	2	3%
D Alexander	LB	38	56%	S Eguavoen	LB	41	63%
M Hughes	DT	35	51%	M Fitzpatrick	SS	41	63%
J Giles-Harris	LB	32	47%	J Baker	LB	41	63%
B Borders	CB	32	47%	E Rowe	CB	41	63%
L Jacobs	LB	31	46%	X Howard	CB	41	63%
A Wingard	DB	29	43%	C Harris	DE	35	54%
C Strachan	LB	29	43%	N Orchard	DE	34	52%
J Robinson	FS	27	40%	M Hartage	DB	33	51%
J Allen	DE	27	40%	N DeLuca	LB	32	49%
E Ankou	DT	27	40%	B McCain	CB	32	49%
L Johnson	DT	25	37%	C Wilkins	DT	31	48%
Q Meeks	CB	24	35%				



C Davis	FS	24	35%	4	15%	J Wiltz	CB	29	45%	2	7%
D Jones	DT	24	35%	1	4%	N Needham	DB	24	37%	14	52%
D Russell	DT	24	35%	1	4%	T Watson	LB	24	37%	4	15%
K Vakameillalo	DT	21	31%	2	7%	T McTyler	CB	24	37%	4	15%
D Smoot	DE	21	31%	2	7%	M Smith	FS	24	37%	3	11%
T Bryan	DE	20	29%	2	7%	C Carradine	DE	24	37%	2	7%
A Williams	DT	19	28%	1	4%	D Hendrix	DE	24	37%		
D Hayden	CB	19	28%			C Lammons	DB	21	32%	19	70%
R Wilson	LB	15	22%	10	37%	A Washington	DT	20	31%		
N Goode	LB	15	22%	5	19%	A Spence	DT	19	29%	1	4%
R Harrison	SS	15	22%			J Ledbetter	DE	19	29%		
J Ramsey	CB	15	22%			D Godchaux	DT	15	23%	2	7%
M Jack	LB	15	22%			J Davis	CB	13	20%		
J Wilson	FS	15	22%			T Holmes	LB	13	20%		
A Bouye	CB	15	22%			C Armstrong	CB	10	15%	11	41%
T Hayes	DB	14	21%	5	19%	T Hanks	LB	4	6%	20	74%
J Moon	DB	14	21%	3	11%	J Pittman	DT	3	5%		
T Herndon	CB	12	18%	11	41%	J Mbu	DT	3	5%		
A Jones	NT	10	15%			J Sanders	K			11	41%
Y Ngakoue	DE	7	10%			M Haack	P			11	41%
C Campbell	DE	7	10%			J Denney	LS			10	37%
L McCray	DE	6	9%	14	52%	T Smith	LB			7	26%
P Nelson	DB	6	9%	1	4%	T Patmon	CB			5	19%
B Watson	DB			13	48%	M Dunn	T			3	11%
L Cooke	P			9	33%	W Farnsworth	LS			1	4%
M Overton	LS			8	30%	D Rivers	CB			1	4%
E Hood	RB			5	19%						
R Leonard	WR			4	15%						
Q Henderson	WR			4	15%						
J Lambo	K			3	11%						
S Smith	DB			2	7%						



BIOS



STEPHEN ROSS

CHAIRMAN OF THE BOARD / MANAGING GENERAL PARTNER

COLLEGE: MICHIGAN

NFL: 12TH SEASON

DOLPHINS: 12TH SEASON

Stephen M. Ross, Chairman and Founder of international real estate firm, Related Companies, first invested in the Miami Dolphins in February 2008, and in 2009, assumed the responsibilities of managing general partner of both the Miami Dolphins and Hard Rock Stadium. The role is the culmination of one of his long-held dreams -- Ross grew up in South Florida and the Dolphins have been a lifetime passion for him.

Throughout the Dolphins organization, Ross' ethos of building a first-class team on and off the field is etched deep. His \$730 million investment in Hard Rock Stadium and its surrounding properties has transformed the iconic venue into a global entertainment destination that showcases the best Miami has to offer. From world-class fare to arts, culture and luxury hospitality, Hard Rock Stadium now delivers an elevated guest experience that is unparalleled in professional sports. As a result of the privately-funded renovation, Hard Rock Stadium has attracted and secured Super Bowl LIV – which coincides with the 100th season of the NFL – the 2021 College Football Playoff National Championship, major concerts, international soccer matches and a host of world-class events. On the football side, Ross has demonstrated a steadfast commitment to provide coaches, support staff and players the necessary resources to build a winning team that will compete consistently for championships. He has invested in improving the team's current practice facility and has committed significant resources in a new state-of-the-art training complex that will break ground in 2019.

Ross, as a sports entrepreneur, is known for his attention to detail and thinking outside the box. He is responsible for orchestrating El Clásico Miami – the first-ever match between archrivals FC Barcelona and Real Madrid C.F. in North America – which stands as the highest revenue grossing soccer match in U.S. history. When the Miami Open tennis tournament began to explore leaving its long-time home in Key Biscayne, Florida, Ross stepped in to propose hosting the tournament at Hard Rock Stadium, building a custom tennis complex that is now considered one of the best in professional tennis in terms of guest experience and player amenities. His appreciation of the aspirational culture of South Florida and its burgeoning arts scene led to the #ArtUnexpected partnership with Goldman Global Arts to transform the facility into a vibrant, monumental public art experience.

Ross is deeply committed to supporting and uniting the community that supports the Dolphins, offering tremendous support in the areas of education, health and youth football. Under his stewardship, the Dolphins have raised more than \$32.5 million for local cancer research through the Dolphins Cancer Challenge. In addition, Ross has been a major proponent of growing the game of football through the Junior Dolphins program. In 2018 alone, the program impacted more than 22,000 South Floridians with the goal of educating coaches, parents and youth on the health and safety of football with a strong emphasis on character development. In August 2019, Ross will be inducted into the National Football Foundation Leadership Hall of Fame. The prestigious award recognizes the country's most influential individuals who have ascended to the highest levels of success and exhibited the critical leadership qualities that transcend ordinary enterprises.

Furthermore, Ross has used his platform to harness the unifying power of sport to advance race relations across the country through the establishment of the nonprofit Ross Initiative in Sports for Equality (RISE). The organization's efforts have been so impactful that RISE was recognized in 2017 by ESPN's Humanitarian Awards with the Stuart Scott ENSPIRE Award. The award celebrates those who have taken risk and used an innovative approach to help the disadvantaged through the power of sports. Ross' efforts through RISE were honored as they personify the ethos of fairness, ethics, respect and fellowship with others. This also connects to Ross' vision of the Dolphins' FOOTBALL UNITES™ program as a way to effectuate positive social change. Under his leadership, the Dolphins organization actively embraces the diversity and intersections that make up South Florida, uniting groups of different races, genders, sexual orientations, identities, abilities and faiths around the power of football.

In May 2013, Ross pledged to give more than half of his estate to philanthropic causes and charitable organizations, including South Florida-based institutions. The commitment was made through the Giving Pledge, a long-term global initiative created by Warren Buffett and Bill and Melinda Gates that aims to inspire deeper engagement in philanthropy and increase charitable giving globally.

Ross graduated from the University of Michigan with a Bachelor of Business Administration degree and from Wayne State University Law School with a Juris Doctor degree. He later received a Master of Laws in Taxation from New York University School of Law. In 2004, the University of Michigan renamed its business school the Stephen M. Ross School of Business at the University of Michigan and in 2011, the school awarded him an honorary Doctor of Laws degree at its commencement.



CHRIS GRIER

GENERAL MANAGER
COLLEGE: MASSACHUSETTS
NFL: 25TH SEASON
DOLPHINS: 20TH SEASON

Chris Grier enters his 20th season with the Miami Dolphins and fourth as the club's general manager. Grier was appointed general manager on Jan. 4, 2016 after spending the previous nine years as the team's director of college scouting. As of Dec. 31, 2018, he oversees all football operations in an effort to build a championship-caliber football team. Prior to that, Grier oversaw the draft, both college and pro personnel departments and all scouting efforts.

The 2018 draft saw Grier and his personnel department net several key contributors. Two of his draft picks – safety Minkah Fitzpatrick (first round) and linebacker Jerome Baker (third round) – were among the top 12 rookie tacklers in the league and became the first pair of rookie teammates to record pick-sixes in the same season since 2015 (Green Bay). Kicker Jason Sanders, who was drafted in the seventh round, converted 18-of-20 field goal attempts (90.0 pct.) for the fifth-best single-season field goal percentage in team history. Fourth-round pick Kalen Ballage rushed for 123 yards in a Week 15 contest at Minnesota, the most by a Dolphins rookie since 2005 (Ronnie Brown).

In 2017, the Dolphins finished the season with 10 rookies on the active roster and four more on injured reserve or non-football illness lists. Miami was one of just three teams to play eight rookies on defense and one of just six to have at least four rookies start games on defense. Six undrafted rookie free agents contributed to the team that season. Defensive tackle Davon Godchaux finished his rookie campaign fourth among all NFL defensive linemen with 40 tackles (26 solo), despite being a fifth-round pick. Linebacker Raekwon McMillan missed the entire season with an injury, but rebounded with 105 tackles (69 solo) in 2018, becoming the first Dolphins player since at least 2000 with 100-plus tackles in his first NFL season.

In his first draft as general manager in 2016, Grier selected cornerback Xavien Howard in the second round. Howard tied for the NFL lead with seven interceptions in 2018, earning his first Pro Bowl selection and was named the Dan Marino Team MVP. Grier and his staff also selected offensive lineman Laremy Tunsil, who started 14 games as a rookie and became the first offensive lineman in franchise history to start at least one game at both guard and tackle in his rookie year. According to STATS LLC, Tunsil was the only left tackle in the NFL to start at least 14 games and allow one or fewer sacks in 2018.

The team also drafted running back Kenyan Drake and wide receiver Jakeem Grant in 2016, who became just the second rookie duo in team history to combine for a kickoff return and punt return for a touchdown in the same season. In 2018, Drake tied a Dolphins running back record with five receiving touchdowns and Grant was one of just two NFL players to return to kicks (one punt and one kickoff) for touchdowns.

Grier helped turn more than half the roster over in 2016, as the team entered training camp with more than 45 new players acquired during the offseason. The results were a four-game improvement from the previous season, the fifth-best mark in the NFL. The Dolphins finished 10-6 with a playoff berth, the team's best record and first playoff appearance since 2008.

As the team's director of college scouting (2007-15), Grier was part of a front office that discovered numerous Pro Bowl players. During that time, the Dolphins drafted seven players that have combined for 14 Pro Bowl selections with the team. The list includes tackle Jake Long (2008-10), defensive tackle Paul Soliai (2011), punter Brandon Fields (2013), center Mike Pouncey (2013-15), safety Reshad Jones (2015; 2017), wide receiver Jarvis Landry (2015-17) and running back Jay Ajayi (2016).

Grier also did a good job of finding value late in drafts. Jones was a fifth-round pick in 2010 and was named the team's co-MVP following the 2015 season after he became the first player in team history to record at least 100 tackles, four interceptions and two sacks in a season. Ajayi was also a fifth-round pick (2015) and became the fourth player in NFL history to rush for 200 yards in three games during the same season. Ajayi's 1,272 rushing yards in 2016 were third-most in Dolphins history.

Prior to being the team's director of college scouting, Grier served as an area scout with the club from 2000-02, before being promoted to national scout/assistant director of college scouting in 2003. Miami won the AFC East during his first season with the team.

Grier started with the New England Patriots as an intern in 1994. He joined the club on a full-time basis the following year, and served as a regional scout until joining the Dolphins in 2000. In 1996, Grier was part of a New England staff that won the AFC Championship. He helped scout several players for a Patriots roster that

went on to win Super Bowls XXXVI, XXXVIII and XXXIX.

Grier has worked with several of football's most successful coaches and executives throughout his career and that has helped shape his football philosophy. His father, Bobby Grier, is the former vice president of player personnel for the Patriots and recently retired as a senior personnel advisor with the Houston Texans. Chris has also worked with and learned under Pro Football Hall of Famer Bill Parcells, Patriots Head Coach Bill Belichick, Seattle Seahawks Head Coach Pete Carroll and University of Alabama Head Coach Nick Saban.

Grier attended the University of Massachusetts-Amherst where he majored in journalism and played football for two years before injuries ended his career. He spent his final two years there as an undergraduate assistant.

Chris' brother, Michael, played for the Edmonton Oilers, Washington Capitals, San Jose Sharks and Buffalo Sabres of the National Hockey League. He is currently an assistant coach for the New Jersey Devils.

A native of Holliston, Mass., Grier resides in Weston with his wife, Paige, and their two sons, Landon and Jackson.



Brian Flores was named the 13th head coach in Miami Dolphins history on February 4, 2019.

Flores joined the Dolphins after spending 15 seasons with the New England Patriots organization, where he served in a variety of different roles and helped the franchise win four Super Bowls – XXXIX, XLIX, LI and LIII – and seven AFC championships. He brings a wealth of leadership and experience to Miami, having coached all three phases of the game – offense, defense and special teams – and beginning his professional career as a scout.

Flores has spent the past eight seasons coaching defense and was New England's defensive play-caller and linebackers coach in 2018. In his lone season calling the defensive plays, the Patriots won Super Bowl LIII and limited the second-highest scoring offense in the NFL (L.A. Rams) to just 3 points in the game, tying a Super Bowl record.

The Patriots defense saw improvement in many categories under Flores' leadership in 2018. New England improved from 17th in the NFL to seventh in passer rating, allowing opposing passers to compile an 85.4 rating. Much of that was attributed to creating more turnovers, as the Patriots were tied for fifth in the NFL with 28 takeaways and tied for third with 18 interceptions. They ranked 25th and tied for 18th, respectively, in those categories in 2017.

In 2018, the Patriots were seventh in the NFL in points allowed, surrendering just 20.3 points per game. The run defense and pass defense both improved from the previous season. In rush defense, New England improved from 20th to 11th in the NFL by allowing 112.7 rushing yards per game. The Patriots went from allowing the 30th most net passing yards in 2017 to 22nd (246.4 yards per game) in 2018.

With Flores calling the defense, cornerback Stephon Gilmore earned first-team All-Pro honors for the first time in his career and a Pro Bowl selection. Gilmore was second in the NFL with 20 passes defended and was the highest-graded cornerback in the NFL according to Pro Football Focus.

Flores coached New England's linebackers in 2017, helping the team to a 13-3 record, No. 1 seed in the AFC playoffs and an appearance in Super Bowl LI. The defense was fifth in the NFL in points allowed (18.5 per game) and fourth in red zone efficiency (43.8). He helped develop linebacker Kyle Van Noy, who posted 5.5 sacks – the most in his career – despite playing in just 13 games in his first full season with New England.

Flores moved to linebackers coach in 2016 and the move immediately paid dividends, as the Patriots went 14-2 in the regular season and won Super Bowl LI. The New England defense led the NFL by allowing just 15.6 points per game and was eighth in total defense, allowing 326.4 net yards per game.

In Flores' first season as his position coach, linebacker Dont'a Hightower earned the first Pro Bowl selection of his career and was named second-team All-Pro. The Patriots' defensive success was aided by the contributions of linebacker Elandon Roberts, who was a rookie sixth-round pick that Flores developed quickly enough to start in five games, including two playoff contests.

Flores was promoted to safeties coach in 2012 and served in that role from 2012-15. During those four seasons, the Patriots went 48-16, winning the AFC East all four seasons and Super Bowl XLIX. In that span,

New England was sixth in the NFL in scoring defense, allowing 20.3 points per game.

In 2015, his two starting safeties were among the team's five leading tacklers. Safety Patrick Chung was second on the team with 82 tackles (49 solo) while safety Devin McCourty was fifth with 62 tackles (49 solo). Playing in a reserve role, safety Duron Harmon was second on the team with three interceptions. The Patriots finished ninth in total defense (339.4) and 10th in scoring defense (19.7).

The 2014 Patriots went 12-4 and won Super Bowl XLIX. Chung and McCourty again were among the team's leading tacklers, with Chung ranking third with 84 stops (54 solo) and McCourty ranking fourth with 67 tackles (50 solo). McCourty also tied for the team lead with two interceptions. New England finished eighth in the NFL in points allowed (19.6), eighth in opponent completion percentage (59.6) and 10th in opponent passer rating (84.0).

In 2013, Flores helped McCourty earn second-team All-Pro honors for the second time in his career after he totaled 67 tackles (47 solo). Harmon picked off two passes as a rookie, combining with rookie teammate Logan Ryan for seven interceptions, the most by rookie teammates in the NFL. Opposing passers completed just 57.0 percent of passes against New England, the fourth-best mark in the league, and their 81.0 passer rating ranked ninth.

In Flores' first season as safeties coach in 2012, McCourty had one of the best seasons of his career. He finished third on the team with 79 tackles (60 solo) and led the Patriots with five interceptions. Rookie second-round pick Tavon Wilson only started four games but was second on the team with four interceptions. McCourty's five picks were tied for third among NFL safeties while Wilson's four were tied for fifth. In total, New England safeties intercepted 14 passes, more than 14 NFL teams. The Patriots were tied for fifth in the NFL with 20 interceptions.

Flores spent the 2011 season as a defensive assistant. In his first season working with the defensive side of the ball, the Patriots went 13-3 and won the AFC. New England was tied for third in the NFL with 34 takeaways. Its 23 interceptions were tied for second in the league.

In 2010, Flores served as an offensive assistant and also worked with special teams. The Patriots went 14-2 and earned the No. 1 seed in the AFC playoffs. The New England offense led the league in scoring with 32.4 points per game. The unit was fourth with a 5.9 yards per play average and led the NFL with a 109.8 passer rating and a league-low five interceptions. The Patriots' kickoff return unit was among the league's best, ranking fifth with an average starting field position of the 30.0-yard line after kickoffs. The punt return unit was second in the NFL with opponents averaging just 34.2 net yards per punt.

Flores began his coaching career as a coaching assistant for New England from 2008-09. The Patriots went 21-11 (.656).

After finishing his playing career at Boston College (1999-2003), Flores joined the Patriots as a scouting assistant in 2004 and was promoted to pro scout in 2006.

Flores was a two-year starter at linebacker for Boston College and was part of four bowl-winning teams. He was named to the Big East All-Academic Team in 2003.

A native of Brooklyn, New York, Flores attended Poly Prep in Brooklyn, where he played running back and linebacker. He graduated from Boston College with his bachelor's degree in English and a master's degree in administrative studies.

Flores and his wife, Jennifer, were married in 2009. They have two sons, Miles and Maxwell, and a daughter, Liliana.

BRIAN FLORES' COACHING CAREER

2008-18	New England Patriots	Coaching Assistant (2008-09) Offensive Assistant/Special Teams (2010) Defensive Assistant (2011) Safeties (2012-15) Linebackers (2016-present)
2019-present	Miami Dolphins	Head Coach



2019 MIAMI DOLPHINS OFFENSIVE AND STRENGTH & CONDITIONING COACHES



JIM CALDWELL

ASST. HEAD COACH/QUARTERBACKS
Born January 16, 1955, Beloit, Wis.; Defensive back Iowa 1973-16. No pro playing experience. College coach: Iowa 1977, Southern Illinois 1978-80, Northwestern 1981, Colorado 1982-84, Louisville 1985, Penn State 1986-92, Wake Forest 1993-2000 (head coach). Pro coach: Tampa Bay Buccaneers 2001, Indianapolis Colts 2002-11 (head coach 2009-11), Baltimore Ravens 2012-13, Detroit Lions 2014-17 (head coach), joined Dolphins in 2019.



GEORGE GODSEY

TIGHT ENDS


Born Jan. 1, 1979, Tampa, Fla. Quarterback Georgia Tech 1998-2001. Pro quarterback Tampa Bay Storm (Arena League) 2003. College coach: Central Florida 2004-2010. Pro coach: New England Patriots 2011-13, Houston Texans 2014-16, Detroit Lions 2017-18, joined Dolphins in 2019.



CHAD O'SHEA

OFFENSIVE COORDINATOR

Born December 18, 1972, Houston, Texas. Quarterback Marshall 1991-93, Houston 1994-95. No pro playing experience. College coach: Houston 1996-99, Southern Mississippi 2000-02. Pro coach: Kansas City Chiefs 2003-05, Minnesota Vikings 2006-08, New England 2009-18, joined Dolphins in 2019.



JERRY SCHUPLINSKI

ASSISTANT QUARTERBACKS

Born April 4, 1977, Garfield Heights, Ohio. Fullback John Carroll 1996-99. No pro playing experience. College coach: John Carroll 2000-01, Case Western Reserve 2007-2012. Pro coach: New England Patriots 2013-18, joined Dolphins in 2019.



DAVE DeGUGLIELMO

OFFENSIVE LINE

Born July 15, 1968, Cambridge, Mass. Offensive lineman Boston University 1987-1990. No pro playing experience. College coach: Boston College 1991-92, Boston University 1993-96, Connecticut 1997-98, South Carolina 1999-2003. Pro coach: New York Giants 2004-08, Miami Dolphins 2009-2011, New York Jets 2012, New England Patriots 2014-15, San Diego Chargers 2016, Miami Dolphins 2017, Indianapolis Colts 2018, re-joined Dolphins in 2019.



ERIC STUDEVILLE

RUNNING BACKS

Born May 29, 1967, Madison, Wis. Defensive back Wisconsin Whitewater 1985-88. No pro playing experience. College coach: Wingate 1994, Kent State 1995-96. Pro coach: Chicago Bears 1997-2000, New York Giants 2001-03, Buffalo Bills 2004-2009, Denver Broncos 2010-17 (interim head coach, four games in 2010), joined Dolphins in 2018.



KARL DORRELL

WIDE RECEIVERS


Born December 18, 1963, Alameda, Calif. Wide receiver UCLA 1982-86. No pro playing experience. College coach: UCLA 1988, Central Florida 1989, Northern Arizona 1990-91, Colorado 1992-93, Arizona State 1994, Colorado 1995-98, Washington 1999, UCLA 2003-07 (head coach), Vanderbilt 2014. Pro coach: Denver Broncos 2000-02, Miami Dolphins 2008-2011, Houston Texans 2012, New York Jets 2015-18, re-joined Dolphins in 2019.



DAVE PULOKA

HEAD STRENGTH & CONDITIONING

Born January 12, 1979, Arlington, Mass. Linebacker Holy Cross 1997-2000. No pro playing experience. College coach: Stevens Institute of Technology 2005, Virginia 2006. Pro coach: Atlanta Falcons 2007, joined Dolphins in 2008.



JIM ARTHUR

ASST. STRENGTH & CONDITIONING

Born July 12, 1978, Cheshire, Conn. Attended Springfield (Mass.) College. No college or pro playing experience. College coach: Springfield College 2000, Louisiana Tech 2001, Boston College 2002. Pro coach: Buffalo Bills 2002-04, Chicago Bears 2005-15, joined Dolphins in 2016.



2019 MIAMI DOLPHINS DEFENSIVE, SPECIAL TEAMS AND QUALITY CONTROL COACHES



DANNY CROSSMAN **SPECIAL TEAMS COORDINATOR**

Born January 24, 1967, El Paso, Texas. Defensive back Kansas 1985, Pittsburgh 1987-89. Pro defensive back Washington Redskins 1990, Detroit Lions 1991-92. College coach: U.S. Coast Guard Academy 1993, Western Kentucky 1994-96, Central Florida 1997-98, Georgia Tech 1999-2001, Michigan State 2002. Pro coach: Carolina Panthers 2003-09, Detroit Lions 2010-12, Buffalo Bills 2013-18, joined Dolphins in 2019.



PATRICK GRAHAM **DEFENSIVE COORDINATOR**

Born January 24, 1979, Des Plaines, Ill. Defensive lineman Yale 1997-2001. No pro playing experience. College coach: Wagner 2002-03, Richmond 2004-06, Notre Dame 2007-08. Pro coach: New England Patriots 2009-2015, New York Giants 2016-17, Green Bay Packers 2018, joined Dolphins in 2019.



JOSH BOYER **DEF. PASS GAME COORD./CBs**

Born January 21, 1977, Heath, Ohio. Wide receiver/defensive back Muskingum College 1996-99. No pro playing experience. College coach: King's College (Pa.) 2000, Dayton 2001, Kent State 2002-03, Bryant University 2004, South Dakota School of Mines and Technology 2005. Pro coach: New England Patriots 2006-18, joined Dolphins in 2019.



BRENDAN FARRELL **ASSISTANT SPECIAL TEAMS**

Born April 8, 1978, Rochester N.Y. Linebacker/safety Notre Dame 1996-99. No pro playing experience. College coach: Wayne State 2002-03, Middle Tennessee State 2004-05, LSU 2006-08, Northwestern State 2009-12, Alabama 2013-18. Pro coach: Joined Dolphins in 2019.



MARION HOBBY **DEFENSIVE LINE**

Born November 7, 1966, Birmingham, Ala. Defensive end Tennessee 1986-89. Pro defensive end New England Patriots 1990-92. College coach: Tennessee-Martin 1996, Louisiana-Lafayette 1996-97, Tennessee 1998, Mississippi 1999-2004, Duke 2008-2010, Clemson 2011-16. Pro coach: New Orleans Saints 2006-07, Jacksonville Jaguars 2017-18, joined Dolphins in 2019.



ROB LEONARD **LINEBACKERS**

Born July 14, 1985, Moon Township, Pa. Linebacker Washington & Jefferson College 2004, North Carolina State 2005-08. No pro playing experience. College coach: North Carolina State 2010-12. Pro coach: New York Giants 2013-18, joined Dolphins in 2019.




TONY ODEN **SAFETIES**

Born June 30, 1973, Cleveland Heights, Ohio. Linebacker Baldwin-Wallace 1992-95. No pro playing experience. College coach: Millersville 1996, Boston College 1997, Army 1998-99, East Carolina 2000-02, Eastern Michigan 2003. Pro coach: Houston Texans 2004-05, New Orleans Saints 2006-2011, Jacksonville Jaguars 2012, Tampa Bay Buccaneers 2013, Detroit Lions 2014-17, joined Dolphins in 2018.




JOSH GRIZZARD **QUALITY CONTROL**

Born June 11, 1990, Zebulon, N.C. Defensive back Yale 2008-2011. No pro playing experience. College coach: Yale 2012, Duke 2013-16. Pro coach: Joined Dolphins in 2017.



MIKE JUDGE **QUALITY CONTROL**

Born April 10, 1983, Summit, N.J. Quarterback Springfield College 2001-04. No pro playing experience. College coach: Harvard 2007, Navy 2008-18. Pro coach: New England Patriots 2005-06, joined Dolphins in 2019.



MATT LOMBARDI **QUALITY CONTROL**

Born September 30, 1990, Strongsville, Ohio. No college or pro playing experience. College coach: Louisville 2014-16, Baylor 2017-18. Pro coach: Joined Dolphins in 2019.



TIQUAN UNDERWOOD **QUALITY CONTROL**

Born February 17, 1987, Lawrenceville, N.J.; Wide receiver Rutgers 2005-08. Pro wide receiver Jacksonville Jaguars 2009-10, New England Patriots 2011, Tampa Bay Buccaneers 2012-13, Hamilton-Tiger Cats (CFL) 2015-16, Montreal Alouettes (CFL) 2016-17. College coach: Lafayette College 2018. Pro coach: Joined Dolphins in 2019.



68

TONY ADAMS

CENTER // 6-2 // 312 // NORTH CAROLINA STATE '18

ACQUIRED: FA, '19

HOMETOWN: CHARLOTTE, N.C. // BORN: 12/28/95

NFL: FIRST SEASON // DOLPHINS: FIRST SEASON

NFL CAREER

TRANSACTIONS:

- Signed by Miami on May 16, 2019.
- Signed by the Atlanta Legends of the Alliance of American Football in Jan. 2019.
- Signed to New England's practice squad on Dec. 21, 2018.
- Waived by Jacksonville on Sept. 1, 2018.
- Signed by Jacksonville as an undrafted college free agent on July 24, 2018.

2019 (ATLANTA-AAF/MIAMI):

- Signed by Miami on May 16.
- Started 5 games for Atlanta of the Alliance of American Football.

2018 (JACKSONVILLE/NEW ENGLAND):

- Spent the final 2 weeks of the regular season and the entire postseason on New England's practice squad.
- Waived by Jacksonville on Sept. 1.
- Spent training camp with Jacksonville.

BEFORE THE NFL

COLLEGE (NORTH CAROLINA STATE):

- 4-year starter (2014-17).

CAREER: Played in 50 games with 47 starts at right guard.

- His 47 starts were the most in school history by an offensive lineman.
- His 3,358 snaps were the most in school history by an offensive lineman.

SENIOR (2017): Started 12 games at right guard.

- 1st-team All-ACC.
- Part of an offensive line unit that allowed 13 total sacks, which ranked 5th in FBS.

JUNIOR (2016): Started all 13 games at right guard.

- 2nd-team All-ACC.

SOPHOMORE (2015): Started all 13 games at right guard.

TRUE FRESHMAN (2014): Played in 12 games with 9 starts at right guard.

HIGH SCHOOL (INDEPENDENCE HS – CHARLOTTE, N.C.)

- Played center, offensive tackle and defensive tackle.
- Also lettered in tennis.

SENIOR (2013):

- All-county.
- All-conference.

JUNIOR (2012): 56 tackles and 3.5 sacks.

- All-conference at left tackle.

OFF THE FIELD

PERSONAL:

- **MAJOR:** Sport management.



35

WALT AIKENS

SAFETY // 6-1 // 200 // LIBERTY '14
ACQUIRED: D4, '14
HOMETOWN: CHARLOTTE, N.C. // BORN: 6/19/91
NFL: SIXTH SEASON // DOLPHINS: SIXTH SEASON

NFL CAREER

TRANSACTIONS:

- 4th-round pick (125th overall) by Miami in the 2014 NFL draft.

CAREER HIGHLIGHTS:

- Played in 78 career games with 5 starts.
- 33 tackles (25 solo), 2 interceptions and 2 passes defended.
- 39 special teams tackles (30 solo) and 1 forced fumble.
- Missed just 2 games in his 5-year NFL career.
- Recorded the first defensive 2-point conversion in Dolphins history when he returned a blocked PAT vs. Arizona (12/11/16).

2018 (MIAMI):

- Played in all 16 games with 1 start.
- 2 tackles (1 solo), 1 interception and 1 pass defended; 9 special teams tackles (7 solo).
- Served as a season-long team captain.

AT NEW ENGLAND (9/30): 2 special teams tackles (1 solo).

VS. N.Y. JETS (11/4): 1 interception and 1 pass defended.

- Intercepted QB Sam Darnold on 4th-and-10 with 41 seconds remaining in the game to seal Miami's 13-6 victory.

AT INDIANAPOLIS (11/25): 1 solo tackle and 2 solo special teams tackles.

2017 (MIAMI):

- Played in all 16 games.
- 2 solo tackles.
- 7 special teams tackles (4 solo) and 1 forced fumble.

AT NEW ENGLAND (11/26): 2 special teams tackles and 1 special teams forced fumble.

- Forced WR Danny Amendola to fumble a punt at New England's 28-yard line in the 3rd quarter.

AT KANSAS CITY (12/24): 2 special teams tackles (1 solo).

VS. BUFFALO (12/31): 1 solo tackle and 2 special teams tackles (1 solo).

2016 (MIAMI):

- Played in 15 games.
- Inactive for 1 contest.

- 7 special teams tackles (4 solo).

VS. ARIZONA (12/11): Defensive 2-point conversion.

- Returned a defensive 2-point conversion following a DT Jordan Phillips blocked PAT in the 4th quarter to extend Miami's lead to 23-15.

- The defensive 2-point conversion was the first in team history.

AT N.Y. JETS (12/17): 1 assisted special teams tackle and 1 blocked punt.

- Blocked a P Lachlan Edwards punt and returned it 11 yards for a TD.

- It was Miami's first blocked punt return for a TD since 2012.

POSTSEASON:

AFC WILD CARD AT PITTSBURGH (1/8): 1 special teams tackle.

2015 (MIAMI):

- Played in all 16 games with 4 starts.
- 20 tackles (15 solo).
- 10 special teams tackles (9 solo).

AT WASHINGTON (9/13): 2 solo tackles and 1 solo special teams stop.

- Made 1st career start.

AT JACKSONVILLE (9/20): 4 tackles (2 solo).

AT PHILADELPHIA (11/15): 6 tackles (5 solo) and 3 special teams stops.

- His 6 tackles were a season high.

2014 (MIAMI):

- Played in 15 games.
- Inactive for 1 contest.
- 9 tackles (7 solo), 1 interception, 1 pass defended.
- 6 solo special teams tackles.

VS. NEW ENGLAND (9/7): 1 special teams tackle.

- Made NFL debut.

AT OAKLAND IN LONDON (9/28): 1 interception.

- Picked off QB Matt McGloin for his 1st career interception and returned it 43 yards in the 4th quarter.

AT NEW ENGLAND (12/14): 4 tackles (3 solo).

- His 4 tackles were a season high.

BEFORE THE NFL

COLLEGE (LIBERTY):

- 3-year starter (2011-13).
- Transferred from Illinois after his freshman season (2009).

CAREER (AT LIBERTY): Played in 34 games with 31 starts for Liberty; 162 tackles (120 solo), 3 sacks, 7 interceptions, 20 passes defended and 6 forced fumbles.

SENIOR (2013 AT LIBERTY): Played in 12 games with 10 starts; 62 tackles (50 solo), 3 interceptions, 6 passes defended, 3.5 tackles for loss and 1 sack; 2 punt returns for 2 yards (1.0 avg.); 2 kickoff returns for 57 yards (28.5 avg.).

- His 62 tackles were tied for the team lead.
- 1st-team All-Big South.

JUNIOR (2012 AT LIBERTY): Played in 11 games with 10 starts; 51 tackles (39 solo), 1 interception, 6 passes defended and 3 forced fumbles; 4 punt returns for 42 yards (10.5 avg.).

- His 51 tackles led the team's defensive backs.
- His 3 forced fumbles were tied for most in the conference.
- 2nd-team All-Big South.

REDSHIRT SOPHOMORE (2011 AT LIBERTY): Started all 11 games; 49 tackles (31 solo), 3 interceptions, 3 forced fumbles and 2 sacks.

- 2nd-team All-Big South.

SOPHOMORE (2010): Redshirted after transferring to Liberty.

TRUE FRESHMAN (2009 AT ILLINOIS): Played in 10 games with 5 starts; 32 tackles (26 solo) and 2 passes defended.

- All-Big Ten Freshman team.

HIGH SCHOOL (HARDING UNIVERSITY – CHARLOTTE, N.C.)

- Played quarterback and defensive back.
- Also played basketball for his father, Walter, who was the school's head basketball coach.

SENIOR (2008): Threw for 1,500 yards and 15 TDs; Rushed for 565 yards and 5 TDs; Recorded 6 interceptions.

- All-Queen City Conference Offensive Player of the Year.
- 1st-team all-conference on defense.
- Earned The Gridiron Great award.

OFF THE FIELD

COMMUNITY:

- Road 14 miles in the 2019 Dolphins Cancer Challenge bike ride.
- Has been an advocate for the American Diabetes Association since joining the NFL.
- Became an ambassador for the Police Athletic/Activities League in 2018.
- Participated in the Football Unites police ride alongs in 2018.

PERSONAL:

- Served as the Miami Dolphins correspondent at the 2017, 2018 and 2019 Pro Bowls in Orlando, Florida.
- Participated in a media combine in 2017, gaining experience with local TV and radio stations.
- **MAJOR:** Kinesiology.

WALT AIKENS' NFL REGULAR SEASON STATS

YEAR	TEAM	GP	GS	TACKLES					INTERCEPTIONS					FUMBLES	
				TOT	SOLO	ASST	SK	YDS	INT	YDS	LG	TD	PD	FF	FR
2014	MIAMI	15	0	9	7	2	0.0	0.0	1	43	43	0	1	0	0
2015	MIAMI	16	4	20	15	5	0.0	0.0	0	0	0	0	0	0	0
2016	MIAMI	15	0	0	0	0	0.0	0.0	0	0	0	0	0	0	0
2017	MIAMI	16	0	2	2	0	0.0	0.0	0	0	0	0	0	1	0
2018	MIAMI	16	1	2	1	1	0.0	0.0	1	0	0	0	1	0	0
NFL TOTALS		78	5	33	25	8	0.0	0.0	2	43	43	0	2	1	0

WALT AIKENS' NFL PLAYOFF STATS

YEAR	TEAM	GP	GS	TACKLES					INTERCEPTIONS					FUMBLES	
				TOT	SOLO	ASST	SK	YDS	INT	YDS	LG	TD	PD	FF	FR
2016	MIAMI	1	0	0	0	0	0.0	0.0	0	0	0	0	0	0	0
NFL TOTALS		1	0	0	0	0	0.0	0.0	0	0	0	0	0	0	0

ADDITIONAL STATS

Special Teams Touchdowns: 1 blocked punt return in 2016.

Special Teams Tackles: 6 in 2014, 10 in 2015, 7 in 2016, 7 in 2017, 9 in 2018 for total of 39.

Special Teams Forced Fumbles: 1 in 2017.

Blocked Kicks: 1 punt in 2016.

Defensive 2-Point Conversions: 1 in 2016.

SINGLE-GAME CAREER HIGHS

- Tackles:** 6 at Philadelphia, 11/15/15
Interceptions: 1 twice, last: vs. NY Jets, 11/4/18
Passes Defended: 1 twice, last: vs. NY Jets, 11/4/18
Forced Fumbles: 1 at New England, 11/26/17



NFL CAREER

TRANSACTIONS:

- Signed by Miami as an undrafted free agent on May 5, 2017.

CAREER HIGHLIGHTS:

- Played in 21 career games with 5 starts.
- 36 tackles (24 solo).
- 7 special teams tackles (5 solo) and 1 forced fumble.
- Played in all 16 games in his rookie season in 2017.
- Became 1st Dolphins undrafted rookie linebacker to start a season opener since Doug Swift in 1970.

2018 (MIAMI):

- Played in 5 games with 1 start.
- Inactive for 1 game.
- Missed the rest of the season after being placed on injured reserve on Oct. 17.
- 3 assisted tackles.

VS. TENNESSEE (9/9): 1 assisted tackle.

AT N.Y. JETS (9/16): 1 assisted tackle.

- Made first start of the season.

VS. OAKLAND (9/23): 1 assisted tackle.

2017 (MIAMI):

- Played in all 16 games with 4 starts.
- 33 tackles (24 solo).
- 7 special teams tackles (5 solo) and 1 forced fumble.

AT L.A. CHARGERS (9/17): 3 solo tackles and 1 special teams stop.

- Became 1st Dolphins undrafted rookie linebacker to start a season opener since Doug Swift in 1970.
- Was 1 of 3 undrafted rookie free agents across the NFL to start a season opener in 2017.

VS. DENVER (12/3): 2 tackles (1 solo) and 1 special teams forced fumble.

- Forced a fumble on a punt that was recovered by Denver in the end zone and tackled by RB Seniorise Perry, causing a safety.

VS. BUFFALO (12/31): 7 tackles (4 solo).

BEFORE THE NFL

COLLEGE (SOUTHERN ILLINOIS):

- 4-year letterman (2013-16) and 3-year starter.

CAREER: Played in 45 games with 30 starts; 324 tackles (157 solo), 6 sacks, 7 passes defended, 3 forced fumbles, 2 fumble recoveries and 4 blocked kicks.

- Finished career 12th in school history with 324 career tackles.

SENIOR (2016): Played in 10 games with 8 starts; 77 tackles (49 solo), 1 sack, 1 pass defended, 1 forced fumble and 1 blocked kick.

- Became 2nd player in school history to lead team in tackles for 3 straight seasons.
- Honorable mention All-Missouri Valley Football Conference.
- Team MVP.

JUNIOR (2015): Played in all 11 games with 10 starts; 120 tackles (44 solo), 2.5 sacks, 2 passes defended, 2 forced fumbles, 2 fumble recoveries and 3 blocked kicks.

- Also returned 1 punt for 18 yards.
- 2nd-team All-MVFC.
- His 120 tackles led the team and his 10.9 tackles per game were third in the MVFC.

SOPHOMORE (2014): Started all 12 games; 95 tackles (45 solo), 1 sack, 3 passes defended and 1 forced fumble.

- Transitioned to middle linebacker after beginning his collegiate career as an outside linebacker.
- His 95 tackles led the team and were 9th in the MVFC.

REDSHIRT FRESHMAN (2013): Played in all 12 games; 32 tackles (19 solo), 1.5 sacks and 1 pass defended.

- Redshirted in 2012.

HIGH SCHOOL (BELLEVILLE EAST – BELLEVILLE, ILL.)

SENIOR (2011): 107 tackles and 5 interceptions; 700 rushing yards.

- All-state and all-conference at linebacker.

OFF THE FIELD

COMMUNITY:

- Visited military troops overseas with the Armed Forces Entertainment group in 2018.
- Participated in the 2018 Dolphins Cancer Challenge Golf Tournament.
- Fished in the 2017 Fins Weekend Fishing Tournament.

PERSONAL:

- **MAJOR:** Management.

CHASE ALLEN'S NFL REGULAR SEASON STATS

YEAR	TEAM	GP	GS	TACKLES					INTERCEPTIONS					FUMBLES	
				TOT	SOLO	ASST	SK	YDS	INT	YDS	LG	TD	PD	FF	FR
2017	MIAMI	16	4	33	24	9	0.0	0.0	0	0	0	0	0	1	0
2018	MIAMI	5	1	3	0	3	0.0	0.0	0	0	0	0	0	0	0
NFL TOTALS		21	5	36	24	12	0.0	0.0	0	0	0	0	0	1	0

ADDITIONAL STATS

Special Teams Tackles: 7 in 2017.

SINGLE-GAME CAREER HIGHS

Tackles: 7 twice, last: vs. Buffalo, 12/31/17
Forced Fumbles: 1 vs. Denver, 12/3/17



89

DWAYNE ALLEN

TIGHT END // 6-4 // 260 // CLEMSON '12
ACQUIRED: FA, '19
HOMETOWN: FAYETTEVILLE, N.C. // BORN: 2/24/90
NFL: EIGHTH SEASON // DOLPHINS: FIRST SEASON

NFL CAREER

TRANSACTIONS:

- Signed by Miami on March 9, 2019.
- Released by New England on March 4, 2019.
- Traded from Indianapolis to New England on March 9, 2017.
- 3rd-round pick (64th overall) by Indianapolis in the 2012 NFL draft.

CAREER HONORS:

- 2015 Walter Payton Man of the Year Nominee.
- 2014 Colts Ed Block Courage Award.
- 2012 PFWA All-Rookie team.

CAREER HIGHLIGHTS:

- Played in 86 career games with 71 starts.
- 139 receptions for 1,564 yards (11.3 avg.) and 20 TDs.
- 4 carries for 6 yards (1.5 avg.).
- 5 special teams tackles (3 solo) and 1 forced fumble.
- Won Super Bowl LIII with New England.
- Caught 3 TD passes at the N.Y. Jets on Dec. 5, 2016, tying a Colts single-game record.

2018 (NEW ENGLAND):

- Played in 13 games with 7 starts.
- Inactive for 3 games.
- 3 receptions for 27 yards (9.0 avg.).
- 1 special teams tackle.

VS. GREEN BAY (11/4): 1 reception for 21 yards.

AT TENNESSEE (11/11): 1 reception for 10 yards.

POSTSEASON:

AFC DIVISIONAL VS. L.A. CHARGERS (1/13):

Played but did not record any stats.

AFC CHAMPIONSHIP AT KANSAS CITY (1/20):

Played but did not record any stats.

SUPER BOWL LIII VS. L.A. RAMS (2/3): Played but

did not record any stats.

- Won his 1st Super Bowl.

2017 (NEW ENGLAND):

- Played in all 16 games with 8 starts.
- 10 receptions for 86 yards (8.6 avg.) and 1 TD.

VS. KANSAS CITY (9/7): Played but did not record any stats.

- Made his Patriots debut.

AT DENVER (11/12): 1 reception for 11 yards and 1 TD.

- Caught an 11-yard TD pass from QB Tom Brady in the 2nd quarter.

VS. BUFFALO (12/24): 2 receptions for 26 yards (13.0 avg.).

POSTSEASON:

AFC DIVISIONAL VS. TENNESSEE (1/13): Played but did not record any stats.

AFC CHAMPIONSHIP VS. JACKSONVILLE (1/21): Played but did not record any stats.

SUPER BOWL LII VS. PHILADELPHIA (2/4): Played but did not record any stats.

2016 (INDIANAPOLIS):

- Started 14 games.
- Inactive for 2 games.
- 35 receptions for 406 yards (11.6 avg.) and 6 TDs.

VS. DETROIT (9/11): 4 receptions for 53 yards (13.3 avg.) and 1 TD.

- Caught a 19-yard TD pass from QB Andrew Luck to give Indianapolis a 21-18 lead in the 3rd quarter.

VS. CHICAGO (10/9): 6 receptions for 50 yards (8.3 avg.) and 1 TD.

- Caught a 1-yard TD pass from QB Andrew Luck in the 2nd quarter.
- His 6 receptions were a season high.

AT N.Y. JETS (12/5): 4 receptions for 72 yards (18.0 avg.) and 3 TDs.

- His 3 receiving TDs were tied for the most by an NFL player in a single game that season.
- His 3 receiving TDs tied a Colts single-game record.
- His 72 receiving yards were a season high.

2015 (INDIANAPOLIS):

- Played in 13 games with 12 starts.
- Inactive for 2 games.
- Missed the final game of the season after being placed on injured reserve on Dec. 30.
- 16 receptions for 109 yards (6.8 avg.) and 1 TD; 1 carry for 1 yard.
- 1 special teams tackle.

AT BUFFALO (9/13): 3 receptions for 17 yards (5.7 avg.) and 1 TD.

- Caught a 6-yard TD pass from QB Andrew Luck in the 4th quarter.

VS. NEW ENGLAND (10/18): 3 receptions for 23 yards (7.7 avg.).

VS. TAMPA BAY (11/29): 2 receptions for 19 yards (9.5 avg.); 1 special teams tackle.

HONORS:

- Walter Payton Man of the Year nominee.

2014 (INDIANAPOLIS):

- Started 13 games.
- Inactive for 3 games.
- 29 receptions for 395 yards (13.6 avg.) and 8 TDs.
- 2 special teams tackles (1 solo) and 1 forced fumble.

AT DENVER (9/7): 4 receptions for 64 yards (16.0 avg.) and 1 TD.

- Caught a 41-yard TD pass from QB Andrew Luck in the 4th quarter.
- His 64 receiving yards were a season-high.

VS. BALTIMORE (10/5): 4 receptions for 59 yards (14.8 avg.) and 1 TD.

- Caught a 6-yard TD pass from QB Andrew Luck in the 3rd quarter.

VS. CINCINNATI (10/19): 3 receptions for 52 yards (17.3 avg.) and 1 TD; 1 special teams tackle and 1 forced fumble.

- Hauled in a 32-yard TD pass from QB Andrew Luck in the 3rd quarter to give Indianapolis a 17-0 lead.

POSTSEASON:

AFC WILD CARD VS. CINCINNATI (1/4): 3 receptions for 30 yards (10.0 avg.).

AFC DIVISIONAL AT DENVER (1/11): 4 receptions for 30 yards (7.5 avg.) and 1 TD.

- Caught a 3-yard TD pass from QB Andrew Luck to give Indianapolis a 14-7 lead in the 2nd quarter.

AFC CHAMPIONSHIP AT NEW ENGLAND (1/18): 4 receptions for 30 yards (7.5 avg.).

HONORS:

- Colts Ed Block Courage Award Winner.

2013 (INDIANAPOLIS):

- Started 1 game.
- Inactive for 1 game.
- Missed the rest of the season after being placed on injured reserve on Sept. 19.
- 1 reception for 20 yards and 1 TD.

VS. OAKLAND (9/8): 1 reception for 20 yards and 1 TD.

- Caught a 20-yard TD pass from QB Andrew Luck to give Indianapolis a 14-0 lead.

2012 (INDIANAPOLIS):

- Started all 16 games – 10 at tight end and 6 at fullback.
- 45 receptions for 521 yards (11.6 avg.) and 3 TDs; 3 carries for 5 yards (1.7 avg.).
- 1 special teams tackle.
- Led all NFL rookie tight ends in receptions and receiving yards.

AT CHICAGO (9/9): Played but did not record any stats.

- Started in his NFL debut.

VS. MINNESOTA (9/16): 1 reception for 3 yards and 1 TD.

- Caught a 3-yard pass from QB Andrew Luck for his 1st career score.

VS. MIAMI (11/4): 6 receptions for 75 yards (12.5 avg.).

- His 6 receptions and 75 receiving yards were a season high.

POSTSEASON:

AFC WILD CARD AT BALTIMORE (1/6): 4 receptions for 51 yards (12.8 avg.).

- Made his postseason debut.

HONORS:

- PFWA All-Rookie team.

BEFORE THE NFL

COLLEGE (CLEMSON):

- 3-year starter (2009-11).

CAREER: Played in 41 games with 33 starts; 92 receptions for 1,073 yards (11.7 avg.) and 12 TDs.

- Started 28 consecutive games to end his career.

JUNIOR (2011): Started all 14 games; 49 receptions for 592 yards (12.1 avg.) and 8 TDs.

- Won the Mackey Award (nation's top tight end) and became the first Clemson player to win the award.

- Consensus 1st-team All-American.

- 1st-team All-ACC.

- His 49 receptions and 8 receiving TDs were the most by a Clemson tight end in school history.

- Ranked 2nd on the team in receiving TDs and 3rd in receptions and receiving yards.

SOPHOMORE (2010): Started all 13 games; 33 receptions for 373 yards (11.3 avg.) and 1 TD.

- 2nd-team All-ACC.

- Ranked 3rd on the team in receptions and receiving yards.

REDSHIRT FRESHMAN (2009): Played in all 14 games with 6 starts; 10 receptions for 108 yards (10.8 avg.) and 3 TDs.

- Redshirted in 2008.

HIGH SCHOOL (TERRY SANFORD HS – FAYETTEVILLE, N.C.)

- Also lettered in basketball.

CAREER: 68 receptions for 1,257 yards (18.5 avg.).

SENIOR (2007): 27 receptions for 291 yards (10.8 avg.) and 5 TDs.

JUNIOR (2006): 25 receptions for 551 yards (22.0 avg.).

OFF THE FIELD

COMMUNITY:

- Hosted a youth football camp in 2019.
- Selected by the Colts as their Walter Payton Man of the Year nominee in 2015.

- Recipient of Indianapolis' Ed Block Courage Award in 2014.

PERSONAL:

- **MAJOR:** Biological/health sciences.

DWAYNE ALLEN'S NFL REGULAR SEASON STATS

YEAR	TEAM	RECEIVING						RUSHING					
		GP	GS	REC	YDS	AVG	LG	TD	ATT	YDS	AVG	LG	TD
2012	INDIANAPOLIS	16	16	45	521	11.6	40	3	3	5	1.7	3	0
2013	INDIANAPOLIS	1	1	1	20	20.0	20t	1	0	0	0.0	0	0
2014	INDIANAPOLIS	13	13	29	395	13.6	41t	8	0	0	0.0	0	0
2015	INDIANAPOLIS	13	12	16	109	6.8	21	1	1	1	1.0	1	0
2016	INDIANAPOLIS	14	14	35	406	11.6	23t	6	0	0	0.0	0	0
2017	NEW ENGLAND	16	8	10	86	8.6	22	1	0	0	0.0	0	0
2018	NEW ENGLAND	13	7	3	27	9.0	21	0	0	0	0.0	0	0
NFL TOTALS		86	71	139	1564	11.3	41t	20	4	6	1.5	3	0

DWAYNE ALLEN'S NFL PLAYOFF STATS

YEAR	TEAM	RECEIVING						RUSHING					
		GP	GS	REC	YDS	AVG	LG	TD	ATT	YDS	AVG	LG	TD
2012	INDIANAPOLIS	1	1	4	51	12.8	22	0	0	0	0.0	0	0
2014	INDIANAPOLIS	3	2	11	90	8.2	18	1	0	0	0.0	0	0
2017	NEW ENGLAND	3	0	0	0	0.0	0	0	0	0	0.0	0	0
2018	NEW ENGLAND	3	1	0	0	0.0	0	0	0	0	0.0	0	0
PLAYOFF TOTALS		10	4	15	141	9.4	22	1	0	0	0.0	0	0

ADDITIONAL STATS

Special Teams Tackles: (Indianapolis) 1 in 2012, 2 in 2014, 1 in 2015, (New England) 1 in 2018 for total of 5.

Special Teams Forced Fumbles: (Indianapolis) 1 in 2014.

Miscellaneous Fumble Recoveries: (Indianapolis) 2 in 2012, 1 in 2014, (New England) 1 in 2017 for total of 4.

SINGLE-GAME CAREER HIGHS

Receptions: 6 3 times, last: vs. Chicago, 10/9/16

Receiving Yards: 75 vs. Miami, 11/4/12

Longest Rec.: 41t at Denver, 9/7/14

TD Receptions: 3 at N.Y. Jets, 12/5/16

2012 GAME-BY-GAME STATS (INDIANAPOLIS)

DATE	OPPONENT	P/S	REC	YDS	AVG	LG	TD
09/09	at Chicago	1/1	0	0	0.0	-	0
09/16	MINNESOTA	1/1	1	3	3.0	3t	1
09/23	JACKSONVILLE	1/1	5	35	7.0	17	0
10/07	GREEN BAY	1/1	4	38	9.5	11	1
10/14	at N.Y. Jets	1/1	2	33	16.5	21	0
10/21	CLEVELAND	1/1	1	9	9.0	9	0
10/28	at Tennessee	1/1	4	56	14.0	20	0
11/04	MIAMI	1/1	6	75	12.5	22	0
11/08	at Jacksonville	1/1	2	31	15.5	27	0
11/18	at New England	1/1	6	69	11.5	19	0
11/25	BUFFALO	1/1	3	36	12.0	24	0
12/02	at Detroit	1/1	2	50	25.0	40	0
12/09	TENNESSEE	1/1	1	11	11.0	11	0
12/16	at Houston	1/1	3	36	12.0	16	1
12/23	at Kansas City	1/1	3	18	6.0	7	0
12/30	HOUSTON	1/1	2	21	10.5	20	0
2012 TOTALS		16/16	45	521	11.6	40	3
DATE	OPPONENT	P/S	REC	YDS	AVG	LG	TD
01/06	at Baltimore*	1/1	4	51	12.8	22	0
PLAYOFF TOTALS		1/1	4	51	12.8	22	0

* AFC Wild Card game

2013 GAME-BY-GAME STATS (INDIANAPOLIS)

DATE	OPPONENT	P/S	REC	YDS	AVG	LG	TD
09/08	OAKLAND	1/1	1	20	20.0	20t	1
09/15	MIAMI						INACTIVE
09/22	at San Francisco						INJURED RESERVE
09/29	at Jacksonville						INJURED RESERVE
10/06	SEATTLE						INJURED RESERVE
10/14	at San Diego						INJURED RESERVE
10/20	DENVER						INJURED RESERVE
11/03	at Houston						INJURED RESERVE
11/10	ST. LOUIS						INJURED RESERVE
11/14	at Tennessee						INJURED RESERVE
11/24	at Arizona						INJURED RESERVE
12/01	TENNESSEE						INJURED RESERVE
12/08	at Cincinnati						INJURED RESERVE
12/15	HOUSTON						INJURED RESERVE
12/22	at Kansas City						INJURED RESERVE
12/29	JACKSONVILLE						INJURED RESERVE
2013 TOTALS		1/1	1	20	20.0	20t	1

2014 GAME-BY-GAME STATS (INDIANAPOLIS)

DATE	OPPONENT	P/S	REC	YDS	AVG	LG	TD
09/07	at Denver	1/1	5	64	16.0	41t	1
09/15	PHILADELPHIA	1/1	0	0	0.0	-	0
09/21	at Jacksonville	1/1	4	43	10.8	22	1
09/28	TENNESSEE	1/1	3	38	12.7	17	1
10/05	BALTIMORE	1/1	4	59	14.8	28	1
10/09	at Houston	1/1	3	49	16.3	18	0
10/19	CINCINNATI	1/1	3	52	17.3	32t	1
10/26	at Pittsburgh	1/1	1	21	21.0	21t	1
11/03	at N.Y. Giants	1/1	4	48	12.9	35	1
11/16	NEW ENGLAND	1/1	0	0	0.0	-	0
11/23	JACKSONVILLE						INACTIVE
11/30	WASHINGTON						INACTIVE
12/07	at Cleveland	1/1	1	5	5.0	5	0
12/14	HOUSTON	1/1	2	16	8.0	13	1
12/21	at Dallas	1/1	0	0	0.0	-	0
12/28	at Tennessee						INACTIVE
2014 TOTALS		13/13	29	395	13.6	41t	8
DATE	OPPONENT	P/S	REC	YDS	AVG	LG	TD
01/04	CINCINNATI*	1/1	3	30	10.0	12	0
01/11	at Denver**	1/0	4	30	7.5	18	1
01/18	at New England***	1/1	4	30	7.5	10	0
PLAYOFF TOTALS		3/2	11	90	8.2	18	1

* AFC Wild Card game

** AFC Divisional game

*** AFC Championship

2015 GAME-BY-GAME STATS (INDIANAPOLIS)

DATE	OPPONENT	P/S	REC	YDS	AVG	LG	TD
09/13	at Buffalo	1/1	3	17	5.7	8	1
09/21	N.Y. JETS	1/1	0	0	0.0	-	0
09/27	at Tennessee			INACTIVE			
10/04	JACKSONVILLE			INACTIVE			
10/08	at Houston	1/1	1	21	21.0	0	0
10/18	NEW ENGLAND	1/1	3	23	7.7	10	0
10/25	NEW ORLEANS	1/1	1	10	10.0	10	0
11/02	at Carolina	1/1	1	4	4.0	4	0
11/08	DENVER	1/1	0	0	0.0	-	0
11/22	at Atlanta	1/1	1	7	7.0	7	0
11/29	TAMPA BAY	1/1	2	19	9.5	11	0
12/06	at Pittsburgh	1/1	1	6	6.0	6	0
12/13	at Jacksonville	1/1	2	-3	-1.5	6	0
12/20	HOUSTON	1/0	1	5	5.0	5	0
12/27	at Miami	1/1	0	0	0.0	-	0
01/03	TENNESSEE			INJURED RESERVE			
2015 TOTALS		13/12	16	109	6.8	21	1

2016 GAME-BY-GAME STATS (INDIANAPOLIS)

DATE	OPPONENT	P/S	REC	YDS	AVG	LG	TD
09/11	DETROIT	1/1	4	53	13.3	19t	1
09/18	at Denver	1/1	2	25	12.5	13	0
09/25	SAN DIEGO	1/1	3	35	11.7	14	0
10/02	at Jacksonville	1/1	2	20	10.0	13	0
10/09	CHICAGO	1/1	6	50	8.3	20	1
10/16	at Houston	1/1	1	9	9.0	9	0
10/23	at Tennessee			INACTIVE			
10/30	KANSAS CITY			INACTIVE			
11/06	at Green Bay	1/1	1	15	15.0	15	0
11/20	TENNESSEE	1/1	0	0	0.0	-	0
11/24	PITTSBURGH	1/1	5	49	9.8	13	0
12/05	at N.Y. Jets	1/1	4	72	18.0	23t	3
12/11	HOUSTON	1/1	0	0	0.0	-	0
12/18	at Minnesota	1/1	1	13	13.0	13	0
12/24	at Oakland	1/1	3	31	10.3	11	0
01/01	JACKSONVILLE	1/1	3	34	11.3	15t	1
2016 TOTALS		14/14	35	406	11.6	23t	6

2017 GAME-BY-GAME STATS (NEW ENGLAND)

DATE	OPPONENT	P/S	REC	YDS	AVG	LG	TD
09/07	KANSAS CITY	1/1	0	0	0.0	-	0
09/17	at New Orleans	1/1	0	0	0.0	-	0
09/24	HOUSTON	1/0	0	0	0.0	-	0
10/01	CAROLINA	1/0	0	0	0.0	-	0
10/05	at Tampa Bay	1/1	0	0	0.0	-	0
10/15	at N.Y. Jets	1/0	0	0	0.0	-	0
10/22	ATLANTA	1/0	0	0	0.0	-	0
10/29	L.A. CHARGERS	1/1	0	0	0.0	-	0
11/12	at Denver	1/0	1	11	11.0	11t	1
11/19	at Oakland	1/1	2	24	12.0	19	0
11/26	MIAMI	1/1	1	2	2.0	2	0
12/03	at Buffalo	1/1	1	3	3.0	3	0
12/11	at Miami	1/1	2	10	5.0	8	0
12/17	at Pittsburgh	1/0	1	10	10.0	10	0
12/24	BUFFALO	1/0	2	26	13.0	22	0
12/31	N.Y. JETS	1/0	0	0	0.0	-	0
2017 TOTALS		16/8	10	86	8.6	22	1

DATE	OPPONENT	P/S	REC	YDS	AVG	LG	TD
01/13	TENNESSEE*	1/0	0	0	0.0	-	0
01/21	JACKSONVILLE**	1/0	0	0	0.0	-	0
02/04	vs. Philadelphia***	1/0	0	0	0.0	-	0
PLAYOFF TOTALS		3/0	0	0	0.0	-	0

* AFC Divisional game

** AFC Championship

*** Super Bowl LII

2018 GAME-BY-GAME STATS (NEW ENGLAND)

DATE	OPPONENT	P/S	REC	YDS	AVG	LG	TD
09/09	HOUSTON	1/1	0	0	0.0	-	0
09/16	at Jacksonville	1/0	0	0	0.0	-	0
09/23	at Detroit	1/0	0	0	0.0	-	0
09/30	MIAMI	1/1	1	-4	-4.0	-4	0
10/04	INDIANAPOLIS	1/0	0	0	0.0	-	0
10/14	KANSAS CITY	1/0	0	0	0.0	-	0
10/21	at Chicago	1/1	0	0	0.0	-	0
10/29	at Buffalo	1/0	0	0	0.0	-	0
11/04	GREEN BAY	1/1	1	21	21.0	21	0
11/11	at Tennessee	1/1	1	10	10.0	10	0
11/25	at N.Y. Jets			INACTIVE			
12/02	MINNESOTA			INACTIVE			
12/09	at Miami			INACTIVE			
12/16	at Pittsburgh	1/0	0	0	0.0	-	0
12/23	BUFFALO	1/1	0	0	0.0	-	0
12/30	N.Y. JETS	1/1	0	0	0.0	-	0
2018 TOTALS		13/7	3	27	9.0	21	0

DATE	OPPONENT	P/S	REC	YDS	AVG	LG	TD
01/13	L.A. CHARGERS*	1/0	0	0	0.0	-	0
01/20	at Kansas City**	1/1	0	0	0.0	-	0
02/03	vs. L.A. Rams***	1/0	0	0	0.0	-	0
PLAYOFF TOTALS		3/1	0	0	0.0	-	0

* AFC Divisional game

** AFC Championship

*** Super Bowl LIII



47

KIKO ALONSO

LINEBACKER // 6-3 // 239 // OREGON '13
 ACQUIRED: T, '16 (PHI)
 HOMETOWN: LOS GATOS, CALIF. // BORN: 8/14/90
 NFL: SEVENTH SEASON // DOLPHINS: FOURTH SEASON

NFL CAREER

TRANSACTIONS:

- Traded from Philadelphia to Miami on March 9, 2016.
- Traded from Buffalo to Philadelphia on March 10, 2015.
- 2nd-round pick (46th overall) by Buffalo in the 2013 NFL draft.

CAREER HONORS:

- 2013 PFWA NFL Defensive Rookie of the Year.
- Pepsi MAX Rookie of the Week (vs. Baltimore, 9/29/13).

CAREER HIGHLIGHTS:

- Played in 73 career games with 63 starts.
- 557 tackles (344 solo), 3 sacks, 10 interceptions, 16 passes defended, 7 forced fumbles and 7 fumble recoveries; 1 interception return for a TD.
- Totaled 100+ tackles in 4 of his 5 NFL seasons.
- Was the only NFL player with 100+ tackles, 3+ interceptions and 3+ forced fumbles in 2018.
- Played all 1,145 of Buffalo's defensive snaps in 2013 and was one of just 3 NFL linebackers (Nick Roach and Lawrence Timmons) to do so that year.
- Became just the 8th linebacker since 1989 to record at least 150 tackles and 4 interceptions in a single season (2013).
- In 2013, his 159 tackles were third in the NFL and led all rookies:

TOTAL TACKLES IN THE NFL (2013)

PLAYER	TEAM	TOT	SOLO	ASST
1. Vontaze Burfict	Cincinnati	171	114	57
2. Paul Posluszny	Jacksonville	162	122	40
3. KIKO ALONSO	BUFFALO	159	87	72
4. Luke Kuechly	Carolina	156	93	63
5. Lavonte David	Tampa Bay	144	106	38

- Recorded 22 tackles vs. Cincinnati on Oct. 13, 2013, the 2nd-most by any NFL player during that season:

NFL SINGLE-GAME TACKLES (2013)

PLAYER	TM	OPP	DATE	TOT	SL	AST
1. Luke Kuechly	Car.	N.O.	12/22/13	24	9	15
2. KIKO ALONSO	BUF.	CIN.	10/13/13	22	9	13
3. Paul Worrlow	Atl.	Sea.	11/10/13	19	10	9
Paul Worrlow	Atl.	Car.	11/3/13	19	9	10

2018 (MIAMI):

- Started 15 games.
- Dressed but did not play in 1 game.
- 125 tackles (79 solo), 3 interceptions, 6 passes defended, 3 forced fumbles and 1 fumble recovery.
- Was the only NFL player with 100+ tackles, 3+ interceptions and 3+ forced fumbles.
- His 125 tackles tied for 10th in the NFL and the most by a Dolphins linebacker since Karlos Dansby in 2012.

AT N.Y. JETS (9/16): 13 solo tackles and 2 forced fumbles.

- Forced a WR Robby Anderson fumble recovered by LB Raekwon McMillan at the N.Y. 49-yard line, setting up an WR Albert Wilson touchdown on Miami's next possession to extend the Dolphins lead 14-0 in the 2nd quarter.
- Forced a WR Quincy Enunwa fumble in the 4th quarter.
- Made 50th career start.

VS. CHICAGO (10/14): 11 tackles (9 solo), 1 forced fumble and 1 fumble recovery.

- Recovered a fumble that was forced by DE Robert Quinn at Miami's 1-yard line with 3:35 remaining in the 2nd quarter.
- Forced a fumble at Chicago's 43-yard line that was recovered by CB Xavien Howard with 2:00 remaining in the 4th quarter.

VS. N.Y. JETS (11/4): 7 tackles (4 solo), 1 interception and 2 passes defended.

- Intercepted QB Sam Darnold and returned it 14 yards in the 1st quarter.

2017 (MIAMI):

- Started all 16 games.
- 115 tackles (79 solo), 1 sack, 2 forced fumbles and 1 pass defended.
- His 115 total tackles were 8th in the AFC and 14th in the NFL.

VS. TENNESSEE (10/8): 7 tackles (6 solo), 1 sack, 1 pass defended and 1 forced fumble.

- Sacked QB Matt Cassel for a loss of 7 yards, forcing a fumble that was recovered by S Reshad Jones for a 38-yard TD.

VS. OAKLAND (11/15): 5 tackles (4 solo) and 1 forced fumble.

- Forced an OL Marshall Newhouse fumble that was recovered by DE Charles Harris in the 4th quarter.

AT KANSAS CITY (12/24): 11 tackles (8 solo).

- His 11 tackles were a season high.

2016 (MIAMI):

- Started 15 games.
- Inactive for 1 contest.
- 115 tackles (69 solo), 2 interceptions, 4 passes defended, 1 forced fumble and 4 fumble recoveries.
- His 115 total tackles led the team and were 9th in the AFC.
- Tied for 1st in the NFL with 4 defensive fumble recoveries, which were the most by a Dolphins player since DE Jason Taylor in 2001.

AT SEATTLE (9/11): 11 tackles (3 solo) and 1 fumble recovery.

- Made Dolphins debut.
- Recovered a QB Russell Wilson fumble in the 4th quarter.

AT SAN DIEGO (11/13): 4 solo tackles and 1 interception.

- Intercepted QB Philip Rivers with 1:01 remaining in the 4th quarter and returned it 60 yards for a TD, sealing Miami's 31-24 win.
- It was the latest interception return to give the Dolphins a lead since at least 1991.

VS. SAN FRANCISCO (11/27): 11 tackles (4 solo), 1 interception and 1 fumble recovery.

- Became first Dolphins linebacker since at least 1993 to recover a fumble and intercept a pass in the same game.
- Recovered a TE Garrett Celek fumble in the 2nd quarter.
- Intercepted a QB Colin Kaepernick pass and returned the ball 10 yards in the 3rd quarter.
- Tackled QB Colin Kaepernick along with DT Ndamukong Suh at Miami's 2-yard line on the final play to end the game and preserve Miami's 31-24 victory.

POSTSEASON:

AFC WILD CARD AT PITTSBURGH (1/8): 6 tackles (1 solo).

2015 (PHILADELPHIA):

- Played in 11 games with 1 start.
- 43 tackles (30 solo), 1 interception and 1 pass defended.
- Traded from Buffalo to Philadelphia on March 9, 2016.

AT ATLANTA (9/14): 6 tackles (4 solo) and 1 interception.

- Made his Eagles debut.
- Recorded a one-handed interception of QB Matt Ryan in the end zone.

VS. WASHINGTON (12/26): 8 tackles (5 solo).

AT N.Y. GIANTS (1/3): 9 tackles (8 solo).

- His 9 tackles were a season high.

2014 (BUFFALO):

- Missed the entire season due to injury.
- Placed on injured reserve on Aug. 26.

2013 (BUFFALO):

- Started all 16 games.

- 159 tackles (87 solo), 4 interceptions, 2 sacks, 4 passes defended, 2 fumble recoveries and 1 forced fumble.

- Became just the 8th linebacker since 1989 to record at least 150 tackles and 4 interceptions in a single season.

- His 159 tackles were third in the NFL.

- Played all 1,145 of the team's defensive snaps and was one of just 3 NFL linebackers (Nick Roach and Lawrence Timmons) to do so.

VS. NEW ENGLAND (9/8): 9 tackles (5 solo), 1 forced fumble and 1 fumble recovery.

- Made his NFL debut.

VS. BALTIMORE (9/29): 5 tackles (2 solo) and 2 interceptions.

- Picked off QB Joe Flacco twice in the 2nd half, including on Baltimore's final drive to seal the win.

- Earned Pepsi MAX Rookie of the Week honors for the performance.

VS. CINCINNATI (10/13): 22 tackles (9 solo).

- His 22 tackles were the 2nd-most by an NFL player during the 2013 season.

HONORS:

- PFWA NFL Defensive Rookie of the Year
- Pepsi MAX Rookie of the Week (vs. Baltimore, 9/29)

BEFORE THE NFL

COLLEGE (OREGON):

- 3-year letterman (2009, 2011-12) and 1-year starter.

CAREER: Played in 36 games with 17 starts; 143 tackles (99 solo), 3.5 sacks, 6 interceptions, 9 passes defended, 3 forced fumbles and 2 fumble recoveries.

SENIOR (2012): Started 12 games; 81 tackles (58 solo), 1 sack and 4 interceptions.

JUNIOR (2011): Played in 12 games with 5 starts; 46 tackles (28 solo), 2 interceptions and 2.5 sacks.

- Named Rose Bowl Defensive Player of the Game with 5 tackles, 1 interception and 1.5 sacks vs. Wisconsin (1/2).

SOPHOMORE (2010): Missed the entire season.

REDSHIRT FRESHMAN (2009): Played in 12 games; 16 tackles (3 solo) and 1 forced fumble.

- Redshirted in 2008.

HIGH SCHOOL (LOS GATOS HS – LOS GATOS, CALIF.)

SENIOR (2007): 150 tackles (81 solo) and 27 sacks; 35 receptions for 559 yards (16.0 avg.) and 7 TDs.

- Helped school win the league title.
- 1st-team All-Northern California on defense.

OFF THE FIELD

COMMUNITY:

- Supported the 2019 DCC bike ride by signing autographs and taking pictures with fans.
- Golfed during the 2018 DCC Fins Weekend golf tournament.
- Regularly hosts youth football camps in Puerto Rico during the offseason.

- Has made multiple mission trips to Puerto Rico to help with hurricane relief efforts.
- Brother, Carlos, was drafted by MLB's Philadelphia Phillies.

PERSONAL:

- Born to a Colombian mother and Cuban father.
- Speaks Spanish fluently and embraces Miami's Latin culture.

KIKO ALONSO'S NFL REGULAR SEASON STATS

YEAR	TEAM	GP	GS	TACKLES					INTERCEPTIONS					FUMBLES	
				TOT	SOLO	ASST	SK	YDS	INT	YDS	LG	TD	PD	FF	FR
2013	BUFFALO	16	16	159	87	72	2.0	17.0	4	38	32	0	4	1	2
2014	BUFFALO	INJURED RESERVE													
2015	PHILADELPHIA	11	1	43	30	13	0.0	0.0	1	0	0	0	1	0	0
2016	MIAMI	15	15	115	69	46	0.0	0.0	2	70	60t	1	4	1	4
2017	MIAMI	16	16	115	79	36	1.0	0.0	0	0	0	0	1	2	0
2018	MIAMI	15	15	125	79	46	0.0	0.0	3	30	15	0	6	3	1
NFL TOTALS		73	63	557	344	213	3.0	17.0	10	138	60t	1	16	7	7

KIKO ALONSO'S NFL PLAYOFF STATS

YEAR	TEAM	GP	GS	TACKLES					INTERCEPTIONS					FUMBLES	
				TOT	SOLO	ASST	SK	YDS	INT	YDS	LG	TD	PD	FF	FR
2016	MIAMI	1	1	6	1	5	0.0	0.0	0	0	0	0	0	0	0
NFL TOTALS		1	1	6	1	5	0.0	0.0	0	0	0	0	0	0	0

ADDITIONAL STATS

Defensive Touchdowns: (Miami) 1 interception return in 2016.

SINGLE-GAME CAREER HIGHS

- Tackles:** 22 vs. Cincinnati, 10/13/13
- Sacks:** 1 3 times, last: vs. Tennessee, 10/8/17
- Interceptions:** 2 vs. Baltimore, 9/29/13
- Passes Defensed:** 2 3 times, last: vs. N.Y. Jets, 11/4/18
- Forced Fumbles:** 2 at N.Y. Jets, 9/16/18
- Fumble Recoveries:** 1 7 times, last: vs. Chicago, 10/14/18



CORNERBACK // 6-0 // 185 // SOUTHERN MISS '18
 ACQUIRED: D6, '18
 HOMETOWN: BASSFIELD, MISS. // BORN: 9/22/95
 NFL: SECOND SEASON // DOLPHINS: SECOND SEASON

NFL CAREER

TRANSACTIONS:

- 6th-round pick (209th overall) by Miami in the 2018 NFL draft.

CAREER HIGHLIGHTS:

- Played in 15 career games.
- 6 solo tackles.
- 2 solo special teams tackles.

2018 (MIAMI):

- Played in 15 games.
- Inactive for 1 game.
- 6 solo tackles.
- 2 solo special teams tackles.

VS. N.Y. JETS (11/4): 2 solo tackles.

VS. JACKSONVILLE (12/23): 1 solo tackle.

AT BUFFALO (12/30): 3 solo tackles.

BEFORE THE NFL

COLLEGE (SOUTHERN MISS):

- 4-year letterman (2014-17) and 3-year starter.

CAREER: Played in 47 games with 40 starts; 146 tackles (108 solo); 5 interceptions and 34 passes defended.

SENIOR (2017): Started 10 games; 22 tackles (14 solo), 2 interceptions and 9 passes defended.

- All-Conference USA honorable mention.

JUNIOR (2016): Started all 13 games; 47 tackles (35 solo), 1 interception and 9 passes defended.

- His 9 passes defended led the team.

SOPHOMORE (2015): Started 12 games; 47 tackles (37 solo), 2 interceptions and 12 passes defended.

TRUE FRESHMAN (2014): Played in all 12 games with 5 starts; 30 tackles (22 solo) and 4 passes defended.

- Conference USA All-Freshman Team.

HIGH SCHOOL (BASSFIELD HS – BASSFIELD, MISS.)

- 62 career tackles (46 solo), 6 interceptions, 2 forced fumbles and 3 fumble recoveries.

SENIOR (2013): Played in 14 games; 32 tackles (20 solo), 2 interceptions, 1 forced fumble and 2 fumble recoveries.

- 1st-team all-state.
- Helped his team win a state title.

JUNIOR (2012): Played in 12 games; 19 tackles (16 solo), 3 interceptions, 1 forced fumble and 1 fumble recovery.

- Helped his team go undefeated and win a state title.

SOPHOMORE (2011): Played in 5 games; 11 tackles (10 solo), 1 interception and 3 passes defended.

OFF THE FIELD

PERSONAL:

- MAJOR: Sports management and business.

CORNELL ARMSTRONG'S NFL REGULAR SEASON STATS

YEAR	TEAM	GP	GS	TACKLES					INTERCEPTIONS					FUMBLES		
				TOT	SOLO	ASST	SK	YDS	INT	YDS	LG	TD	PD	FF	FR	
2018	MIAMI	15	0	6	6	0	0.0	0.0	0	0	0	0	0	0	0	0
NFL TOTALS		15	0	6	6	0	0.0	0.0	0	0	0	0	0	0	0	0

ADDITIONAL STATS

Special Teams Tackles: 2 in 2018.



55

JEROME BAKER

LINEBACKER // 6-2 // 225 // OHIO STATE '18
ACQUIRED: D3, '18
HOMETOWN: CLEVELAND, OHIO // BORN: 12/25/96
NFL: SECOND SEASON // DOLPHINS: SECOND SEASON

NFL CAREER

TRANSACTIONS:

- 3rd-round pick (73rd overall) by Miami in the 2018 NFL draft.

CAREER HIGHLIGHTS:

- Played in 16 career games with 11 starts.
- 76 tackles (56 solo), 3 sacks, 1 interception and 3 passes defended; 1 interception return for a TD.
- 1 punt return for 0 yards (0.0 avg.).
- 3 special teams tackles (1 solo).
- His 76 tackles in 2018 were 7th among rookie linebackers.

2018 (MIAMI):

- Played in all 16 games with 11 starts.
- 76 tackles (56 solo), 3 sacks, 1 interception and 3 passes defended; 1 interception return for a TD.
- 1 punt return for 0 yards (0.0 avg.).
- 3 special teams tackles (1 solo).
- His 76 tackles were 7th among rookie linebackers.

AT CINCINNATI (10/7):

- 6 solo tackles and 2 sacks; 1 assisted special teams tackle.
- Sacked QB Andy Dalton on third-and-10 for a loss of 9 yards in the 3rd quarter, forcing Cincinnati to punt.
- Sacked QB Andy Dalton again on third-and-1 for a loss of 10 yards in the 3rd quarter, holding Cincinnati to a field goal.
- The last Dolphins rookie to have two sacks in a game was DE Olivier Vernon on 10/14/12 vs. St. Louis, while the last rookie linebacker to do so for Miami was Derrick Rodgers on 10/12/97 at N.Y. Jets.

VS. N.Y. JETS (11/4):

- 5 tackles (4 solo), 1 interception and 1 pass defended.
- Intercepted QB Sam Darnold on 2nd-and-9 with 10:56 remaining in the 4th quarter and returned it 25 yards for a TD, extending Miami's lead to 13-3.

AT BUFFALO (12/30):

- 6 solo tackles and 1 sack.
- Sacked QB Josh Allen on 1st-and-10 for a loss of 9 yards in the 1st quarter.

BEFORE THE NFL

COLLEGE (OHIO STATE):

- 3-year letterman (2015-17) and 2-year starter.

CAREER: Played in 33 games with 25 starts; 158 tackles (90 solo), 7 sacks, 2 interceptions, 5 passes defended, 1 forced fumble and 3 fumble recoveries.

JUNIOR (2017): Started 13 games; 72 tackles (42 solo), 3.5 sacks, 3 passes defended, 1 forced fumble and 2 fumble recoveries.

- All-Big Ten honorable mention.

SOPHOMORE (2016): Played in all 13 games with 12 starts; 83 tackles (45 solo), 3.5 sacks, 2 interceptions, 2 passes defended and 1 fumble recovery.

- All-Big Ten honorable mention.

• His 83 tackles were second on the team behind fellow Dolphins LB Raekwon McMillan.

TRUE FRESHMAN (2015): Played in 7 games; 3 solo tackles.

HIGH SCHOOL (BENEDICTINE HS – CLEVELAND, OHIO)

SENIOR (2014):

- Helped his school win the state championship.
- 1st-team all-state.
- Co-defensive player of the year in Ohio.

OFF THE FIELD

COMMUNITY:

- Participated in the 2018 police ride along.
- Joined Football Unites programs during the 2018 season.
- Joined the Microsoft Digital Skills All-Star program in 2018.
- Started the "Expand the Land" foundation in 2018.

PERSONAL:

- MAJOR: Criminology.

JEROME BAKER'S NFL REGULAR SEASON STATS

YEAR	TEAM	GP	GS	TACKLES				INTERCEPTIONS					FUMBLES		
				TOT	SOLO	ASST	SK	YDS	INT	YDS	LG	TD	PD	FF	FR
2018	MIAMI	16	11	76	56	20	3.0	28.0	1	25	25t	1	3	0	0
NFL TOTALS		16	11	76	56	20	3.0	28.0	1	25	25t	1	3	0	0

ADDITIONAL STATS

Special Teams Tackles: 3 in 2018.

Defensive Touchdowns: 25-yard interception return vs. N.Y. Jets (11/4/18).

SINGLE-GAME CAREER HIGHS

Tackles: 10 at New England, 9/30/18
Sacks: 2 at Cincinnati, 10/7/18
Interception: 1 vs. NY Jets, 11/4/18
Passed Defensed: 1 3 time, last: vs. New England, 12/9/18



27

KALEN BALLAGE

RUNNING BACK // 6-2 // 231 // ARIZONA STATE '18
ACQUIRED: D4B, '18
HOMETOWN: DENVER, COLO. // BORN: 12/22/95
NFL: SECOND SEASON // DOLPHINS: SECOND SEASON

NFL CAREER

TRANSACTIONS:

- 4th-round pick (131st overall) by Miami in the 2018 NFL draft.

CAREER HIGHLIGHTS:

- Played in 12 career games.
- 36 carries for 191 yards (5.3 avg.) and 1 TD.
- 9 receptions for 56 yards (6.2 avg.).
- 2 kickoff returns for 26 yards (13.0 avg.).
- 3 special teams tackles.

2018 (MIAMI):

- Played in 12 games.
- Inactive for 4 games.
- 36 carries for 191 yards (5.3 avg.) and 1 TD; 9 receptions for 56 yards (6.2 avg.); 2 kickoff returns for 26 yards (13.0 avg.).
- 3 special teams tackles.

AT NEW ENGLAND (9/30): 1 carry for 3 yards (3.0 avg.).

- Made NFL debut.

AT MINNESOTA (12/16): 12 carries for 123 yards (10.3 avg.) and 1 TD; 1 reception for -2 yards (-2.0 avg.).

- Ran for a 75-yard TD on Miami's opening play in the second half. It was the second-longest run by a Dolphins rookie and longest since RB Leroy Harris' 77-yard run in 1977.
- It was his 1st career TD and 1st career 100-yard rushing game.
- It marked the most rushing yards by a Dolphins rookie since RB Ronnie Brown rushed for 132 yards on Sept. 25, 2005 vs. Carolina.

AT BUFFALO (12/30): 12 carries for 47 yards (3.9 avg.); 1 reception for 1 yard (1.0 avg.); 1 kickoff return for 10 yards (10.0 avg.).

BEFORE THE NFL

COLLEGE (ARIZONA STATE):

- 4-year letterman (2014-17) and 2-year starter.

CAREER: Played in 47 games with 17 starts; 450 carries for 1,984 yards (4.4 avg.) and 27 TDs; 82 receptions for 684 yards (8.3 avg.) and 2 TDs; 47 kickoff returns for 1,059 yards (22.5 avg.); 1 punt return for -6 yards; 3-for-4 passing (75.0 pct.) for 30 yards and 1 TD.

- Finished career 6th in school history with his 27 rushing TDs.

SENIOR (2017): Played in all 13 games with 9 starts; 157 carries for 669 yards (4.3 avg.) and 6 TDs; 20 receptions for 91 yards (4.6 avg.); 20 kickoff returns for 437 yards (21.9 avg.).

JUNIOR (2016): Played in all 12 games with 6 starts; 126 carries for 536 yards (4.3 avg.) and 14 TDs; 44 receptions for 469 yards (10.7 avg.) and 1 TD; 18 kickoff returns for 409 yards (22.7 avg.); 1 punt return for -6 yards; 3-for-4 passing (75.0 pct.) for 30 yards and 1 TD.

- His 14 rushing TDs were 2nd in the Pac-12 and 26th nationally.

- Was 1 of just 9 FBS players to rush, receive and throw a TD in the 2016 season.

- Tied an FBS record with 8 TDs against Texas Tech (Sept. 10) and is the only player to total 8 TDs in a single game vs. an FBS opponent.

SOPHOMORE (2015): Played in 10 games with 1 start; 125 carries for 653 yards (5.2 avg.) and 4 TDs; 12 receptions for 60 yards (5.0 avg.); 3 kickoff returns for 26 yards (8.7 avg.).

TRUE FRESHMAN (2014): Played in 12 games with 1 start; 42 carries for 126 yards (3.0 avg.) and 3 TDs; 6 receptions for 64 yards (10.7 avg.) and 1 TD; 6 kickoff returns for 187 yards (31.2 avg.).

HIGH SCHOOL (FALCON HS – PEYTON, COLO.)

- 318 career carries for 2,690 yards (8.5 avg.) and 35 TDs; 40 receptions for 671 yards (16.8 avg.) and 12 TDs; 3,981 all-purpose yards.

SENIOR (2013): 206 carries for 1,943 yards (9.4 avg.) and 25 TDs; 16 receptions for 360 yards (22.5 avg.) and 6 TDs; 2,628 all-purpose yards.

OFF THE FIELD

COMMUNITY:

- Participated in a Football Unites police ride along.
- Took a group of kids shopping for Halloween in partnership with Football Unites.

PERSONAL:

- **MAJOR:** Communications.
- **PRONUNCIATION:** Name is pronounced KAY-lun buh-LODGE.

KALEN BALLAGE'S NFL REGULAR SEASON STATS

YEAR	TEAM	GP	GS	RUSHING					RECEIVING				
				ATT	YDS	AVG	LG	TD	REC	YDS	AVG	LG	TD
2018	MIAMI	12	0	36	191	5.3	75t	1	9	56	6.2	31	0
NFL TOTALS		12	0	36	191	5.3	75t	1	9	56	6.2	31	0

ADDITIONAL STATS


Special Teams Tackles: 3 in 2018.
Miscellaneous Tackles: 1 in 2018.

100-YARD RUSHING GAMES (1)

DATE	OPPONENT	ATT	YDS	AVG	LG	TD
12/16/18	at Minnesota	12	123	10.3	75t	1

2018 GAME-BY-GAME STATS (MIAMI)

DATE	OPPONENT	P/S	ATT	YDS	AVG	LG	TD
09/09	TENNESSEE						INACTIVE
09/16	at N.Y. Jets						INACTIVE
09/23	OAKLAND						INACTIVE
09/30	at New England	1/0	1	3	3.0	3	0
10/07	at Cincinnati	1/0	1	2	2.0	2	0
10/14	CHICAGO						INACTIVE
10/21	DETROIT	1/0	0	0	0.0	-	0
10/25	at Houston	1/0	1	5	5.0	5	0
11/04	N.Y. JETS	1/0	1	-2	-2.0	-2	0
11/11	at Green Bay	1/0	0	0	0.0	-	0
11/25	at Indianapolis	1/0	0	0	0.0	-	0
12/02	BUFFALO	1/0	4	3	0.8	8	0
12/09	NEW ENGLAND	1/0	0	0	0.0	-	0
12/16	at Minnesota	1/0	12	123	10.3	75t	1
12/23	JACKSONVILLE	1/0	4	10	2.5	6	0
12/30	at Buffalo	1/0	12	47	3.9	16	0
2018 TOTALS		12/0	36	191	5.3	75t	1



17

BRICE BUTLER

WIDE RECEIVER // 6-3 // 211 // SAN DIEGO STATE '13
ACQUIRED: FA, '18
HOMETOWN: NORCROSS, GA. // BORN: 1/29/90
NFL: SEVENTH SEASON // DOLPHINS: SECOND SEASON

NFL CAREER

TRANSACTIONS:

- Signed by Miami on Nov. 15, 2018.
- Released by Dallas on Oct. 22, 2018.
- Signed by Dallas on Sept. 18, 2018.
- Released by Arizona on Sept. 1, 2018.
- Signed by Arizona as an unrestricted free agent from Dallas on April 2, 2018.
- Traded from Oakland to Dallas on Sept. 16, 2015.
- 7th-round pick (209th overall) by Oakland in the 2013 NFL draft.

CAREER HIGHLIGHTS:

- Played in 69 career games with 8 starts.
- 79 receptions for 1,237 yards (15.7 avg.) and 9 TDs.
- 1 special teams fumble recovery.

2018 (ARIZONA/DALLAS/MIAMI):

- Played in 6 games with 1 start for Miami.
- 6 receptions for 60 yards (10.0 avg.) and 1 TD for Miami.
- Signed by Miami on Nov. 15.
- Released by Dallas on Oct. 22.
- Played in 2 games for Dallas but did not record any stats.
- Inactive for 2 games for Dallas.
- Dressed but did not play in 1 game with Dallas.
- Signed by Dallas on Sept. 18.
- Released by Arizona on Sept. 1.
- Spent the entire offseason and training camp with Arizona.

VS. BUFFALO (12/2): 4 receptions for 25 yards (6.3 avg.).

- Made 1st start and 1st reception as a member of the Dolphins.

VS. NEW ENGLAND (12/9): 1 reception for 23 yards (23.0 avg.) and 1 TD.

- Caught a 23-yard TD pass from QB Ryan Tannehill in the 3rd quarter to give Miami a 28-27 lead.
- It was his 1st TD as a member of the Dolphins.

AT MINNESOTA (12/16): 1 reception for 12 yards (12.0 avg.).

2017 (DALLAS):

- Played in 13 games.
- Inactive for 3 games.
- 15 receptions for 317 yards (21.1 avg.) and 3 TDs.

AT ARIZONA (9/25): 2 receptions for 90 yards (45.0 avg.) and 1 TD.

- Caught a 37-yard TD pass from QB Dak Prescott to go ahead 21-14 in the 4th quarter.

VS. L.A. RAMS (10/1): 2 receptions for 12 yards (6.0 avg.) and 1 TD.

- Scored on a 10-yard pass from QB Dak Prescott in the 2nd quarter.

AT PHILADELPHIA (12/31): 2 receptions for 50 yards (25.0 avg.) and 1 TD.

- Scored the game's only TD on a 20-yard pass from QB Dak Prescott with 5:48 remaining in the game.

2016 (DALLAS):

- Played in all 16 games with 3 starts.
- 16 receptions for 219 yards (13.7 avg.) and 3 TDs.

AT SAN FRANCISCO (10/2): 5 receptions for 41 yards (8.2 avg.) and 1 TD.

- Caught a 4-yard TD pass from QB Dak Prescott to tie the score at 14 with 1:38 remaining in the 2nd quarter.

AT GREEN BAY (10/16): 1 reception for 20 yards and 1 TD.

- Hauled in a 20-yard TD pass from QB Dak Prescott with 0:33 left in the 2nd quarter.

VS. BALTIMORE (11/20): 2 receptions for 49 yards (24.5 avg.).

- His 49 receiving yards were a season high.

POSTSEASON:

NFC DIVISIONAL VS. GREEN BAY (1/15): Played but did not record any stats.

2015 (OAKLAND/DALLAS):

- Played in 7 games with 2 starts for Dallas.
- Inactive for 8 games with Dallas.
- 12 receptions for 258 yards (21.5 avg.) with Dallas.
- Traded from Oakland to Dallas on Sept. 16.
- Inactive for 1 game with Oakland.

AT BUFFALO (12/27): 4 receptions for 74 yards (18.5 avg.).

VS. WASHINGTON (1/3): 4 receptions for 60 yards (15.0 avg.).

2014 (OAKLAND):

- Played in 15 games.
- Inactive for 1 game.
- 21 receptions for 280 yards (13.3 avg.) and 2 TDs.

VS. SAN DIEGO (10/12): 3 receptions for 64 yards

(21.3 avg.) and 1 TD.

- Caught a 47-yard TD pass from QB Derek Carr to give Oakland a 21-14 lead in the 3rd quarter.
- It was his 1st NFL TD reception.

VS. ARIZONA (10/19): 1 reception for 55 yards.

VS. DENVER (11/9): 2 receptions for 12 yards (6.0 avg.) and 1 TD.

- Caught a 5-yard TD pass from QB Derek Carr in the 2nd quarter.

2013 (OAKLAND):

- Played in 10 games.
- Inactive for 5 games.
- Dressed but did not play in 1 game.
- 9 receptions for 103 yards (11.4 avg.).
- 1 special teams fumble recovery.

AT INDIANAPOLIS (9/8): 1 reception for 8 yards.

- Made his NFL debut.

VS. JACKSONVILLE (9/15): 2 receptions for 10 yards (5.0 avg.).

AT DENVER (9/23): 3 receptions for 54 yards (18.0 avg.).

- Made his 1st NFL start.

BEFORE THE NFL

COLLEGE (SAN DIEGO STATE):

- 1-year letterman (2012).
- Graduate transfer from USC following his junior season (2011).
- 3-year letterman at USC (2009-11).

CAREER: Played in all 13 games with 8 starts at San Diego State; 24 receptions for 347 yards (14.5

avg.) and 4 TDs.

- Played in 36 games with 3 starts at USC; 41 receptions for 554 yards (13.5 avg.) and 3 TDs.

SENIOR (2012 AT SAN DIEGO STATE): Played in all 13 games with 8 starts; 24 receptions for 347 yards (14.5 avg.) and 4 TDs.

- Had at least 1 catch in final 11 games.

JUNIOR (2011 AT USC): Played in 11 games with 2 starts; 12 receptions for 150 yards (12.5 avg.).

SOPHOMORE (2010 AT USC): Played in 12 games; 9 receptions for 112 yards (12.4 avg.) and 1 TD.

- 1 solo tackle.

REDSHIRT FRESHMAN (2009 AT USC): Played in all 13 games with 1 start; 20 receptions for 292 yards (14.6 avg.) and 2 TDs.

- Pac-10 All-Freshman Team.
- Redshirted in 2008.

HIGH SCHOOL (NORCROSS HS – NORCROSS, GA.)

SENIOR (2007): 1,186 receiving yards and 15 TDs.

- All-American.

JUNIOR (2006): 35 receptions for 680 yards (19.4 avg.) and 9 TDs.

OFF THE FIELD

PERSONAL:

- His father, Bobby, was an All-American cornerback at Florida State and played for 12 years (1981-92) in the NFL with the Atlanta Falcons.
- **MAJOR:** Public policy, management and planning.

BRICE BUTLER'S NFL REGULAR SEASON STATS

YEAR	TEAM	GP	GS	RECEIVING					RUSHING				
				REC	YDS	AVG	LG	TD	ATT	YDS	AVG	LG	TD
2013	OAKLAND	10	2	9	103	11.4	29	0	0	0	0.0	-	0
2014	OAKLAND	15	0	21	280	13.3	55	2	0	0	0.0	-	0
2015	DALLAS	7	2	12	258	21.5	67	0	0	0	0.0	-	0
2016	DALLAS	16	3	16	219	13.7	41	3	0	0	0.0	-	0
2017	DALLAS	13	0	15	317	21.1	53	3	0	0	0.0	-	0
2018	DALLAS	2	0	0	0	0.0	-	0	0	0	0.0	-	0
	MIAMI	6	1	6	60	10.0	23t	1	0	0	0.0	-	0
NFL TOTALS		69	8	79	1237	15.7	67	9	0	0	0.0	-	0

BRICE BUTLER'S NFL PLAYOFF STATS

YEAR	TEAM	GP	GS	RECEIVING					RUSHING				
				REC	YDS	AVG	LG	TD	ATT	YDS	AVG	LG	TD
2016	DALLAS	1	0	0	0	0.0	-	0	0	0	0.0	-	0
PLAYOFF TOTALS		1	0	0	0	0.0	-	0	0	0	0.0	-	0

ADDITIONAL STATS

Special Teams Fumble Recoveries: 1 in 2013.

Miscellaneous Tackles: (Oakland) 1 in 2014, (Dallas) 1 in 2017 for total of 2.

SINGLE-GAME CAREER HIGHS

- Receptions:** 5 at San Francisco, 10/2/16
- Receiving Yards:** 90 at Arizona, 9/25/17
- Longest Rec.:** 67 at New Orleans, 10/4/15
- TD Receptions:** 1 9 times, last: vs. New England, 12/9/18

2013 GAME-BY-GAME STATS (OAKLAND)

DATE	OPPONENT	P/S	REC	YDS	AVG	LG	TD	
09/08	at Indianapolis	1/0	1	8	8.0	8	0	
09/15	JACKSONVILLE	1/0	2	10	5.0	9	0	
09/23	at Denver	1/1	3	54	18.0	29	0	
09/29	WASHINGTON	1/1	1	6	6.0	6	0	
10/06	SAN DIEGO	1/0	1	20	20.0	20	0	
10/13	at Kansas City	1/0	1	5	5.0	5	0	
10/27	PITTSBURGH	1/0	0	0	0.0	-	0	
11/03	PHILADELPHIA		INACTIVE					
11/10	at N.Y. Giants		DID NOT PLAY					
11/17	at Houston	1/0	0	0	0.0	-	0	
11/24	TENNESSEE	1/0	0	0	0.0	-	0	
11/28	at Dallas		INACTIVE					
12/08	at N.Y. Jets	1/0	0	0	0.0	-	0	
12/15	KANSAS CITY		INACTIVE					
12/22	at San Diego		INACTIVE					
12/29	DENVER		INACTIVE					
2013 TOTALS		10/2	9	103	11.4	29	0	

2016 GAME-BY-GAME STATS (DALLAS)

DATE	OPPONENT	P/S	REC	YDS	AVG	LG	TD
09/11	N.Y. GIANTS	1/0	1	16	16.0	16	0
09/18	at Washington	1/0	0	0	0.0	-	0
09/25	CHICAGO	1/0	0	0	0.0	-	0
10/02	at San Francisco	1/1	5	41	8.2	14	1
10/09	CINCINNATI	1/1	2	20	10.0	13	0
10/16	at Green Bay	1/1	1	20	20.0	20	1
10/30	PHILADELPHIA	1/0	1	19	19.0	19	0
11/06	at Cleveland	1/0	1	9	9.0	9	0
11/13	at Pittsburgh	1/0	0	0	0.0	-	0
11/20	BALTIMORE	1/0	2	49	24.5	41	0
11/24	WASHINGTON	1/0	0	0	0.0	-	0
12/01	at Minnesota	1/0	0	0	0.0	-	0
12/11	at N.Y. Giants	1/0	0	0	0.0	-	0
12/18	TAMPA BAY	1/0	1	21	21.0	21	0
12/26	DETROIT	1/0	1	21	21.0	21	1
01/01	at Philadelphia	1/0	1	3	3.0	3	0
2016 TOTALS		16/0	16	219	13.7	41	3

2014 GAME-BY-GAME STATS (OAKLAND)

DATE	OPPONENT	P/S	REC	YDS	AVG	LG	TD	
09/07	at N.Y. Jets		INACTIVE					
09/14	HOUSTON	1/0	1	-2	-2.0	-2	0	
09/21	at New England	1/0	0	0	0.0	-	0	
09/28	MIAMI	1/0	2	30	15.0	15	0	
10/12	SAN DIEGO	1/0	3	64	21.3	47	1	
10/19	ARIZONA	1/0	1	55	55.0	55	0	
10/26	at Cleveland	1/0	1	9	9.0	9	0	
11/02	at Seattle	1/0	2	20	10.0	12	0	
11/09	DENVER	1/0	2	12	6.0	7	1	
11/16	at San Diego	1/0	1	15	15.0	15	0	
11/20	KANSAS CITY	1/0	2	21	10.5	11	0	
11/30	at St. Louis	1/0	2	27	13.5	17	0	
12/07	SAN FRANCISCO	1/0	0	0	0.0	-	0	
12/14	at Kansas City	1/0	3	23	7.7	13	0	
12/21	BUFFALO	1/0	0	0	0.0	-	0	
12/28	at Denver	1/0	1	6	6.0	6	0	
2014 TOTALS		15/0	21	280	13.3	55	2	

2015 GAME-BY-GAME STATS (OAKLAND/DALLAS)

DATE	OPPONENT	P/S	REC	YDS	AVG	LG	TD	
09/13	CINCINNATI		INACTIVE					
OAKLAND TOTALS		0/0	0	0	0.0	-	0	
09/20	at Philadelphia	1/0	0	0	0.0	-	0	
09/27	ATLANTA	1/0	0	0	0.0	-	0	
10/04	at New Orleans	1/0	1	67	67.0	67	0	
10/11	NEW ENGLAND		INACTIVE					
10/25	at N.Y. Giants	1/1	2	41	20.5	26	0	
11/01	SEATTLE		INACTIVE					
11/08	PHILADELPHIA		INACTIVE					
11/15	at Tampa Bay		INACTIVE					
11/22	at Miami		INACTIVE					
11/26	CAROLINA		INACTIVE					
12/07	at Washington		INACTIVE					
12/13	at Green Bay		INACTIVE					
12/19	N.Y. JETS	1/0	1	16	16.0	16	0	
12/27	at Buffalo	1/0	4	74	18.5	34	0	
10/03	WASHINGTON	1/1	4	60	15.0	24	0	
DALLAS TOTALS		7/2	12	258	21.5	67	0	
2015 TOTALS		7/2	12	258	21.5	67	0	

DATE	OPPONENT	P/S	REC	YDS	AVG	LG	TD
01/15	GREEN BAY*	1/0	0	0	0.0	-	0

** NFC Divisional game

2017 GAME-BY-GAME STATS (DALLAS)

DATE	OPPONENT	P/S	REC	YDS	AVG	LG	TD	
09/10	N.Y. GIANTS	1/0	1	30	30.0	30	0	
09/17	at Denver	1/0	1	18	18.0	18	0	
09/25	at Arizona	1/0	2	90	45.0	53	1	
10/01	L.A. RAMS	1/0	2	12	6.0	10	1	
10/08	GREEN BAY	1/0	2	57	28.5	49	0	
10/22	at San Francisco	1/0	0	0	0.0	-	0	
10/29	at Washington	1/0	0	0	0.0	-	0	
11/05	KANSAS CITY	1/0	1	6	6.0	6	0	
11/12	at Atlanta	1/0	1	30	30.0	30	0	
11/19	PHILADELPHIA	1/0	2	19	9.5	12	0	
11/23	L.A. CHARGERS	1/0	1	5	5.0	5	0	
11/30	WASHINGTON	1/0	0	0	0.0	-	0	
12/10	at N.Y. Giants		INACTIVE					
12/17	at Oakland		INACTIVE					
12/24	SEATTLE		INACTIVE					
12/31	at Philadelphia	1/0	2	50	25.0	30	1	
2017 TOTALS		13/0	15	317	21.1	53	3	

2018 GAME-BY-GAME STATS (DALLAS/MIAMI)

DATE	OPPONENT	P/S	REC	YDS	AVG	LG	TD	
09/09	at Carolina		NOT ON ROSTER					
09/16	N.Y. GIANTS		NOT ON ROSTER					
09/23	at Seattle		INACTIVE					
09/30	DETROIT		DID NOT PLAY					
10/07	at Houston	1/0	0	0	0.0	-	0	
10/14	JACKSONVILLE		INACTIVE					
10/21	at Washington	1/0	0	0	0.0	-	0	
DALLAS TOTALS		2/0	0	0	0.0	-	0	
10/25	at Houston		NOT ON ROSTER					
11/04	N.Y. JETS		NOT ON ROSTER					
11/11	at Green Bay		NOT ON ROSTER					
11/25	at Indianapolis	1/0	0	0	0.0	-	0	
12/02	BUFFALO	1/1	4	25	6.3	14	0	
12/09	NEW ENGLAND	1/0	1	23	23.0	23	1	
12/16	at Minnesota	1/0	1	12	12.0	12	0	
12/23	JACKSONVILLE	1/0	0	0	0.0	-	0	
12/30	at Buffalo	1/0	0	0	0.0	-	0	
MIAMI TOTALS		6/1	6	60	10.0	23	1	
2018 TOTALS		8/1	6	60	10.0	23	1	



GUARD // 6-3 // 310 // MISSISSIPPI STATE '19
 ACQUIRED: FA, '19
 HOMETOWN: PLEASANT GROVE, ALA. // BORN: 2/20/96
 NFL: ROOKIE SEASON // DOLPHINS: ROOKIE SEASON

BEFORE THE NFL

COLLEGE (MISSISSIPPI STATE):

- 4-year letterman (2015-18) and 3-year starter.

CAREER: Played in 48 games with 36 starts at right guard.

SENIOR (2018): Started all 13 games at right guard.

- 2nd-team All-SEC.
- Helped the offense rank 2nd in the SEC in rushing yards per game (223.6) and yards per carry (5.7).

JUNIOR (2017): Started all 13 games at right guard.

- Part of an offensive line that allowed the fewest sacks in the SEC and 5th-fewest in the nation (13).

SOPHOMORE (2016): Started 9 games at right guard.

REDSHIRT FRESHMAN (2015): Played in all 13 games with 1 start at right guard.

- Redshirted in 2014.

HIGH SCHOOL (RESTORATION ACADEMY – FAIRFIELD, ALA.)

- Played offensive and defensive line.

SENIOR (2013): 1 TD as a running back.

- 1st-team all-state as a defensive lineman.
- 1st-team all-metro as an offensive lineman.

JUNIOR (2012):


- Helped lead team to a 13-1 record and the state championship.

OFF THE FIELD

PERSONAL:

- **MAJOR:** Industrial technology.

SHAQ CALHOUN'S COLLEGE STATS	
GAMES/STARTS: 2015: 13/1, 2016: 9/9, 2017: 13/13, 2018: 13/13	NCAA TOTALS: 48/36



95

TANK CARRADINE

DEFENSIVE END // 6-4 // 267 // FLORIDA STATE '13
ACQUIRED: FA, '19
HOMETOWN: CINCINNATI, OHIO // BORN: 2/18/90
NFL: FIFTH SEASON // DOLPHINS: FIRST SEASON

NFL CAREER

TRANSACTIONS:

- Signed by Miami on Feb. 15, 2019.
- Released by Oakland on Oct. 6, 2018.
- Signed by Oakland as an unrestricted free agent from San Francisco on March 17, 2018.
- 2nd-round pick (40th overall) by San Francisco in the 2013 NFL draft.

CAREER HIGHLIGHTS:

- Played in 45 career games with 8 starts.
- 77 tackles (55 solo), 5.5 sacks and 1 forced fumble.

2018 (OAKLAND):

- Played in 1 game.
- Inactive for 3 games.
- Released by Oakland on Oct. 6.
- 1 solo tackle.

AT DENVER (9/16): 1 solo tackle.

- Made his Raiders debut.

2017 (SAN FRANCISCO):

- Played in 8 games with 7 starts.
- Missed 7 games after being placed on injured reserve on Sept. 25 and activated on Nov. 25.
- Inactive for 1 game.
- 19 tackles (14 solo) and 1.5 sacks.

AT SEATTLE (9/17): 3 tackles (2 solo) and 1 sack.

- Sacked QB Russell Wilson for a loss of 8 yards in the 1st quarter.

VS. TENNESSEE (12/17): 1 solo tackle and 0.5 sacks.

- Split a sack on QB Marcus Mariota for a loss of 3 yards in the 1st quarter.

VS. JACKSONVILLE (12/24): 4 solo tackles.

2016 (SAN FRANCISCO):

- Played in 13 games.
- Inactive for 3 games.
- 18 tackles (10 solo).

VS. NEW ORLEANS (11/6): 4 tackles (3 solo).

VS. NEW ENGLAND (11/20): 3 tackles (2 solo).

AT ATLANTA (12/18): 3 tackles (1 solo).

2015 (SAN FRANCISCO):

- Played in 14 games with 1 start.
- Dressed but did not play in 1 game.

- Inactive for 1 game.

- 22 tackles (14 solo), 1 sack and 1 forced fumble.

VS. MINNESOTA (9/14): 1 solo tackle and 1 sack.

- Sacked QB Teddy Bridgewater for a 10-yard loss in the 2nd quarter.

AT ARIZONA (9/27): 2 tackles (1 solo) and 1 forced fumble.

VS. CINCINNATI (12/20): Played but did not record any stats.

- Made his 1st NFL start.

2014 (SAN FRANCISCO):

- Played in 9 games.
- Inactive for 7 games.
- 17 tackles (16 solo) and 3 sacks.

VS. CHICAGO (9/14): Played but did not record any stats.

- Made his NFL debut.

AT SEATTLE (12/14): 2 solo tackles and 2 sacks.

- Recorded his 1st career sack in the 4th quarter by bringing down QB Russell Wilson for a 7-yard loss.

VS. ARIZONA (12/28): 3 solo tackles and 1 sack.

- Sacked QB Ryan Lindley for an 8-yard loss in the 2nd quarter.

2013 (SAN FRANCISCO):

- Inactive for 5 games.
- Missed 8 games after being placed on the reserve/non-football injury list on Aug. 27 and activated on Oct. 29.
- Missed the final 3 games after being placed on injured reserve on Dec. 10.

BEFORE THE NFL

COLLEGE (FLORIDA STATE):

- 2-year letterman (2011-12) and 1-year starter.
- Transferred from Butler (Kan.) Community College following his sophomore season (2010).

CAREER (AT FLORIDA STATE): Played in 25 games with 11 starts; 118 tackles (71 solo), 16.5 sacks and 1 forced fumble.

SENIOR (2012 AT FLORIDA STATE): Played in 12 games with 11 starts; 80 tackles (47 solo), 11 sacks and 1 forced fumble.

- 1st-team All-ACC.
- 3rd-team All-American.
- Finalist for the Ted Hendricks Award (nation's top defensive end).

OFF THE FIELD

- His 80 tackles and 11 sacks both ranked 2nd on the team.

JUNIOR (2011 AT FLORIDA STATE): Played in all 13 games; 38 tackles (24 solo) and 5.5 sacks.

- His 5.5 sacks ranked 3rd on the team and tied for 10th in the ACC.

SOPHOMORE (2010 AT BUTLER CC): Played in 11 games; 109 tackles (78 solo), 16 sacks, 1 interception, 2 passes defended, 3 forced fumbles and 5 fumble recoveries.

- 1st-team NJCAA All-American.
- His 16 sacks led the NJCAA.
- Helped his team reach the NJCAA national championship game.

TRUE FRESHMAN (2009): Played in 11 games; 90 tackles, 10 sacks and 2 forced fumbles.

COMMUNITY:

- Visits summer camps for kid with Down syndrome.
- Fed families for Thanksgiving in 2013-15.
- Visited Haiti in conjunction with Convoy of Hope in 2015, working together to teach healthy eating habits and sustainable agriculture techniques to local families.

PERSONAL:

- Full name is Cornellius Carradine.
- **PRONUNCIATION:** Last name is pronounced CARE-uh-deen.
- **MAJOR:** Sociology.

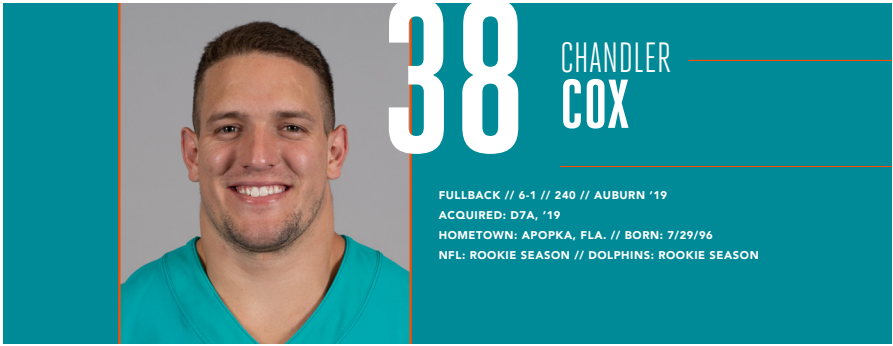
HIGH SCHOOL (TAFT HS – CINCINNATI, OHIO)

TANK CARRADINE'S NFL REGULAR SEASON STATS

YEAR	TEAM	GP	GS	TACKLES					INTERCEPTIONS					FUMBLES		
				TOT	SOLO	ASST	SK	YDS	INT	YDS	LG	TD	PD	FF	FR	
2013	SAN FRANCISCO			INJURED RESERVE												
2014	SAN FRANCISCO	9	0	17	16	1	3.0	24.0	0	0	0	0	0	0	0	0
2015	SAN FRANCISCO	14	1	22	14	8	1.0	10.0	0	0	0	0	0	0	1	0
2016	SAN FRANCISCO	13	0	18	10	8	0.0	0.0	0	0	0	0	0	0	0	0
2017	SAN FRANCISCO	8	7	19	14	5	1.5	9.5	0	0	0	0	0	0	0	0
2018	OAKLAND	1	0	1	1	0	0.0	0.0	0	0	0	0	0	0	0	0
NFL TOTALS		45	8	77	55	22	5.5	43.5	0	0	0	0	0	0	1	0

SINGLE-GAME CAREER HIGHS

Tackles:	6	vs. Green Bay, 10/4/15
Sacks:	2	at Seattle, 12/14/14
Forced Fumbles:	1	at Arizona, 9/27/15



FULLBACK // 6-1 // 240 // AUBURN '19
 ACQUIRED: D7A, '19
 HOMETOWN: APOPKA, FLA. // BORN: 7/29/96
 NFL: ROOKIE SEASON // DOLPHINS: ROOKIE SEASON

BEFORE THE NFL

COLLEGE (AUBURN):

- 4-year starter (2015-18).
- CAREER:** Played in 52 games with 41 starts; 11 carries for 18 yards (1.6 avg.) and 3 TDs; 26 receptions for 237 yards (9.1 avg.) and 1 TD; 1 kickoff return for 18 yards; 1-of-2 passing (50.0 pct.) for -3 yards.
- SENIOR (2018):** Played in all 13 games with 11 starts; 3 carries for 3 yards (1.0 avg.) and 2 TDs; 11 receptions for 93 yards (8.5 avg.) and 1 TD; 1 kickoff return for 18 yards.
- JUNIOR (2017):** Played in all 14 games with 11 starts; 1 carry for 0 yards; 8 receptions for 78 yards (9.8 avg.).
- SOPHOMORE (2016):** Played in 12 games with 9 starts; 7 carries for 15 yards (2.1 avg.) and 1 TD; 4 receptions for 41 yards (10.3 avg.); 1-of-2 passing (50.0 pct.) for -3 yards.

TRUE FRESHMAN (2015): Played in all 13 games with 10 starts; 3 receptions for 25 yards (8.3 avg.).

HIGH SCHOOL (APOPKA HS – APOPKA, FLA.)

- Played quarterback and running back.
- CAREER:** Nearly 3,000 total yards.
- Combined for 21 rushing TDs and 15 passing TDs in junior and senior seasons.
- SENIOR (2014):**
- Helped lead team to state championship.

OFF THE FIELD

PERSONAL:

- **MAJOR:** Interdepartmental studies.

CHANDLER COX'S COLLEGE STATS													
YEAR	TEAM	GP	GS	RUSHING					RECEIVING				
				ATT	YDS	AVG	LG	TD	REC	YDS	AVG	LG	TD
2015	AUBURN	13	10	0	0	0.0	-	0	3	25	8.3	10	0
2016	AUBURN	12	9	7	15	2.1	6	1	4	41	10.3	15	0
2017	AUBURN	14	11	1	0	0.0	0	0	8	78	9.8	21	0
2018	AUBURN	13	11	3	3	1.0	1	2	11	93	8.5	19	1
NCAA TOTALS		52	41	11	18	1.6	6	3	26	237	9.1	21	1

ADDITIONAL STATS

Passing: 1-of-2 (50 pct.) for -3 yards in 2016.

Kickoff Returns: 1 for 18 yards in 2018.



36

JALEN DAVIS

CORNERBACK // 5-10 // 185 // UTAH STATE '18
 ACQUIRED: FA, '18
 HOMETOWN: LA MESA, CALIF. // BORN: 2/2/96
 NFL: FIRST SEASON // DOLPHINS: FIRST SEASON

NFL CAREER

TRANSACTIONS:

- Promoted from Miami's practice squad on Dec. 8, 2018.
- Signed to Miami's practice squad on Sept. 3, 2018
- Waived by Miami on Sept. 1, 2018.
- Signed by Miami as an undrafted college free agent on May 10, 2018.

CAREER HIGHLIGHTS:

- Played in 3 career games.
- 6 tackles (5 solo), 1 sack and 1 forced fumble.

2018 (MIAMI):

- Played in 3 games.
- 6 tackles (5 solo), 1 sack and 1 forced fumble.
- Dressed but did not play in 1 game.
- Promoted from Miami's practice squad on Dec. 8.

VS. NEW ENGLAND (12/9): Played 1 defensive snap and 1 special teams snap, but did not record any stats.

- Made his NFL debut.

VS. JACKSONVILLE (12/23): 2 solo tackles, 1 sack and 1 forced fumble.

- Sacked QB Cody Kessler on 3rd-and-9 for a loss of 5 yards in the 3rd quarter. It was his 1st career tackle and sack.
- Forced a WR Rashad Greene fumble in the 4th quarter.

AT BUFFALO (12/30): 4 tackles (3 solo).

BEFORE THE NFL

COLLEGE (UTAH STATE):

- 4-year starter (2014-17).

CAREER: Started 49 games; 181 tackles (123 solo), 8 sacks, 11 interceptions, 48 passes defended and 4 forced fumbles.

- Left school as the program's all-time career leader in passes defended (48), 2nd in games started (49) and interception return yards (242) and 4th in interceptions (11).

SENIOR (2017): Started all 13 games; 33 tackles (24 solo), 4 sacks, 5 interceptions, 20 passes defended and 1 forced fumble.

- 1st-team All-American.
- 1st-team All-Mountain West.

- Semifinalist for the Jim Thorpe Award (nation's top defensive back).
- His 120 interception return yards were 6th in school history.
- Had 3 interceptions returned for TDs, including 2 in the same game vs. BYU (Sept. 29), which set a school record.
- His 5 interceptions and 20 passes defended both led the team.

JUNIOR (2016): Started 10 games; 37 tackles (24 solo), 2 sacks, 1 interception, 8 passes defended and 1 forced fumble.

- His 8 passes defended led the team.

SOPHOMORE (2015): Started all 13 games; 51 tackles (32 solo), 1 sack, 3 interceptions, 11 passes defended and 1 forced fumble.

- 3rd-team All-Mountain West.
- His 11 passes defended led the team.

TRUE FRESHMAN (2014): Started 13 games; 60 tackles (43 solo), 1 sack, 2 interceptions, 9 passes defended and 1 forced fumble.

- True Freshman All-American.
- Became the 1st true freshman in school history to start the season opener at cornerback.

HIGH SCHOOL (HELIX HS – LA MESA, CALIF.)

- Played wide receiver and defensive back.
- Also competed in track and field.

SENIOR (2013): 48 receptions for 649 yards (13.5 avg.) and 4 TDs; 17 punt returns for 348 yards (20.5 avg.) and 4 TDs; 10 kickoff returns for 379 yards (37.9 avg.) and 2 TDs.

- League defensive player of the year.
- 1st-team all-state.
- 1st-team all-region as a wide receiver.

JUNIOR (2012): 7 interceptions; 5 total TDs.

SOPHOMORE (2011): 35 tackles and 4 interceptions.

- Helped his team win a state title.

OFF THE FIELD

COMMUNITY:

- Participated in the 2018 Football Unites cultural tour.

PERSONAL:

- **MAJOR:** Sociology.

JALEN DAVIS' NFL REGULAR SEASON STATS

YEAR	TEAM	GP	GS	TACKLES					INTERCEPTIONS					FUMBLES		
				TOT	SOLO	ASST	SK	YDS	INT	YDS	LG	TD	PD	FF	FR	
2018	MIAMI	3	0	6	5	1	1.0	5.0	0	0	0	0	0	0	1	0
NFL TOTALS		3	0	6	5	1	1.0	5.0	0	0	0	0	0	0	1	0

SINGLE-GAME CAREER HIGHS

Tackles: 4 at Buffalo, 12/30/18
Sacks: 1 vs. Jacksonville, 12/23/18
Forced Fumbles: 1 vs. Jacksonville, 12/23/18



JESSE DAVIS

GUARD/TACKLE // 6-6 // 325 // IDAHO '16
ACQUIRED: FA, '16
HOMETOWN: ASOTIN, WASH. // BORN: 9/15/91
NFL: THIRD SEASON // DOLPHINS: THIRD SEASON

NFL CAREER

TRANSACTIONS:

- Signed by Miami on Jan. 10, 2017.
- Signed to Miami's practice squad on Nov. 22, 2016.
- Released from the N.Y. Jets practice squad on Nov. 15, 2016.
- Signed to the N.Y. Jets practice squad on Nov. 1, 2016.
- Waived by the N.Y. Jets on Aug. 28, 2016.
- Signed by the N.Y. Jets on Jan. 11, 2016.
- Waived by Seattle on Aug. 31, 2015.
- Signed by Seattle as an undrafted college free agent on May 2, 2015.

CAREER HIGHLIGHTS:

- Played in 32 career games with 26 starts.
- Was the team's only player to participate in all 920 offensive snaps in 2018.
- Became 1 of 5 players in Dolphins history to start at 3 positions on the offensive line in a season (2017) and the only 1st-year player to do so.

2018 (MIAMI):

- Started all 16 games.
- Was the team's only player to participate in all 920 offensive snaps.

VS. OAKLAND (9/23):

- Started at right guard.
- Protected QB Ryan Tannehill, who completed 17-of-23 passes (73.9 pct.) for 289 yards and 3 TDs.
- Played 1 defensive snap.

VS. CHICAGO (10/14):

- Started at right guard.
- Protected QB Brock Osweiler, who completed 28-of-44 passes (63.6 pct.) for 380 yards and 3 TDs.
- Blocked for a running game that had 31 carries for 161 yards (5.2 avg.).

VS. NEW ENGLAND (12/9):

- Started at right guard.
- Protected QB Ryan Tannehill, who completed 14-of-19 passes (73.7 pct.) for 265 yards and 3 TDs.
- Blocked for a running game that had 21 carries for 189 yards (9.0 avg.) and 2 TDs.

2017 (MIAMI):

- Played in all 16 games with 10 starts.
- Started 6 games at right guard, 2 at left guard and 2 at right tackle.
- Became 1 of 5 players in Dolphins history to start

at 3 positions on the offensive line in a season and the only 1st-year player to do so.

AT L.A. CHARGERS (9/17):

- Played 22 snaps at left guard.
- Made NFL debut.

AT BALTIMORE (10/26):

- Started at left guard.
- Made first NFL start.

VS. DENVER (12/3):

- Started at right guard.
- Blocked for RB Kenyan Drake, who rushed 23 times for 120 yards (5.2 avg.) and 1 TD.
- It was the 1st 100-yard rushing game of Drake's career.

2016 (MIAMI/N.Y. JETS):

- Spent the season on Miami and the N.Y. Jets practice squads.
- Went to training camp with the N.Y. Jets.

2015 (SEATTLE):

- Went to training camp with Seattle.

BEFORE THE NFL

COLLEGE (IDAHO):

- 4-year letterman (2011-14) and 3-year starter.

CAREER:

- Played in 39 games with 27 starts.
- Spent first two seasons playing defense and totaled 22 tackles (10 solo), 2 passes defended and 1 fumble recovery.
- Moved from defensive tackle to offensive tackle after his sophomore season (2012).

SENIOR (2014):

- Played in all 11 games with 9 starts at quick tackle.
- Started 5 games at strong tackle.
- Moved from defensive tackle to offensive tackle during the spring.

SOPHOMORE (2012):

- Started all 12 games at defensive tackle; 13 tackles (7 solo), 1 pass defended and 1 fumble recovery.

REDSHIRT FRESHMAN (2011):

- Led the team with 5 quarterback hurries.
- Played in all 11 games with 1 start; 9 tackles (3 solo) and 1 pass defended.
- Redshirted in 2010.

HIGH SCHOOL (ASOTIN HS – ASOTIN, WASH.)

- Played tight end and defensive line.
- Also participated in basketball and baseball.

SENIOR (2009):

- 10 receptions for 169 yards (16.9

avg.) and 4 TDs; 35 tackles (14 solo), 2 sacks, 1 pass defended, 1 fumble recovery and 1 blocked punt.

- 1st-team all-state at tight end.
- 1st-team all-district at tight end.

JUNIOR (2008):

- 1st-team all-district.

OFF THE FIELD

COMMUNITY:

- Annually participated in the AARP Foundation Million Meal Pack to pack more than 1 million

meals in a single day for older adults in the South Florida community.

- Participated in the 2019 DCC 5K.
- Participated in the 2018 Dolphins Cancer Challenge Golf Tournament.
- Fished in the 2017 Fins Weekend Fishing Tournament.

PERSONAL:

- **MAJOR:** General studies.

JESSE DAVIS' NFL REGULAR SEASON STATS

GAMES/STARTS: 2017: 16/10, 2018: 16/16

NFL TOTALS: 32/26

ADDITIONAL STATS

Miscellaneous Tackles: 1 in 2018.



63

MICHAEL DEITER

GUARD // 6-6 // 310 // WISCONSIN '19
ACQUIRED: D3, '19
HOMETOWN: CURTICE, OHIO // BORN: 9/3/96
NFL: ROOKIE SEASON // DOLPHINS: ROOKIE SEASON

BEFORE THE NFL

COLLEGE (WISCONSIN):

- 4-year starter (2015-18).

CAREER: Started all 54 games – 24 at left guard, 16 at center and 14 at left tackle.

- His 54 starts were the most in school history and 2nd in Big Ten history.

SENIOR (2018): Started all 13 games at left guard.

- 1st-team All-American.
- 1st-team All-Big Ten.
- Big Ten Offensive Lineman of the Year.
- Blocked for an offense that averaged 273.4 rushing yards per game, which led the Big Ten and was 6th in the nation.
- Voted a team captain.

JUNIOR (2017): Started all 14 games at left tackle; 1 carry for 4 yards and 1 TD.

- 2nd-team All-American.
- 1st-team All-Big Ten.
- Part of an offensive line unit that allowed just 1.5 sacks per game, which led the Big Ten.
- Helped the offense rank 2nd in the Big Ten in rushing offense (222.9 yards per game) and 3rd in total offense (415.0 yards per game).

SOPHOMORE (2016): Started all 14 games – 10 at center and 4 at left guard.

- Honorable mention All Big-Ten.

- Helped the offense average 203.1 rushing yards per game.

REDSHIRT FRESHMAN (2015): Started all 13 games – 7 at left guard and 6 at center.

- Honorable mention All Big-Ten.
- Big Ten All-Freshman Team.
- Redshirted in 2014.

HIGH SCHOOL (GENOA HS – CURTICE, OHIO)

- Played on offensive and defensive line.
- Also lettered in baseball.

SENIOR (2013): 42 solo tackles and 6.5 sacks.

- 1st-team all-state.
- 1st-team all-district.
- 1st-team all-conference.
- District Lineman of the Year.
- Region Lineman of the Year.

JUNIOR (2012):

- 1st-team all-district.
- Named to all-conference team as both offensive and defensive lineman.

OFF THE FIELD

PERSONAL:

- **PRONUNCIATION:** Last name is pronounced DEE-ter.
- **MAJOR:** Retailing and consumer behavior.


MICHAEL DEITER'S COLLEGE STATS

GAMES/STARTS: 2015: 13/13, 2016: 14/14, 2017: 14/14, 2018: 13/13

NCAA TOTALS: 54/54

ADDITIONAL STATS

Rushing: 1 for 4 and 1 TD in 2017.



58

NICK DeLUCA

LINEBACKER // 6-3 // 245 // NORTH DAKOTA STATE '18
ACQUIRED: FA, '19
HOMETOWN: OMAHA, NEB. // BORN: 1/27/95
NFL: SECOND SEASON // DOLPHINS: FIRST SEASON

NFL CAREER

TRANSACTIONS:

- Signed by Miami on Aug. 2, 2019.
- Waived by Jacksonville on June 14, 2019.
- Promoted from Jacksonville's practice squad on Oct. 23, 2018.
- Signed to Jacksonville's practice squad on Sept. 2, 2018.
- Waived by Jacksonville on Sept. 1, 2018.
- Signed by Jacksonville on Aug. 21, 2018.
- Waived by Tennessee on Aug. 12, 2018.
- Signed by Tennessee as an undrafted college free agent on May 11, 2018.

CAREER HIGHLIGHTS:

- Played in 9 career games with 2 starts.
- 7 tackles (5 solo), 1 sack and 1 forced fumble.
- 5 solo special teams tackles.

2018 (TENNESSEE/JACKSONVILLE):

- Played in 9 games with 2 starts for Jacksonville.
- 7 tackles (5 solo), 1 sack and 1 forced fumble.
- 5 solo special teams tackles.
- Promoted from Jacksonville's practice squad on Oct. 23, 2018.
- Spent the offseason and part of training camp with Tennessee.

VS. PHILADELPHIA (10/28): Played but did not record any stats.

- Made his NFL debut.

VS. WASHINGTON (12/16): 3 solo tackles, 1 sack, 1 forced fumble.

- Strip-sacked QB Josh Johnson in the 4th quarter of his 1st NFL start.

AT HOUSTON (12/30): 2 tackles (1 solo).

BEFORE THE NFL

COLLEGE (NORTH DAKOTA STATE):

- 5-year letterman (2013-17) and 3-year starter.

CAREER: Played in 59 games with 36 starts; 329 tackles (156 solo), 9.5 sacks, 7 interceptions, 17 passes defended and 5 forced fumbles.

- Won 4 FCS national championships.
- Won 5 Missouri Valley Football Conference titles.
- Helped team go 69-6 in his career.
- His 329 total tackles were 8th in school history.
- His 156 solo tackles were 3rd in school history.

REDSHIRT SENIOR (2017): Started 13 games; 74 tackles (41 solo), 6.5 sacks, 1 interception, 3 passes defended and 3 forced fumbles.

- Finalist for the Buck Buchanan Award (best defensive player in FCS).

- 1st-team FCS All-American.
- 1st-team All-Missouri Valley Football Conference.
- Helped his team win the FCS national title.

SENIOR (2016): Started 3 games; 26 tackles (14 solo), 1 interception and 2 passes defended.

- Was granted a medical hardship after suffering a season-ending injury in the 4rd game of the season.

JUNIOR (2015): Started all 15 games; 135 tackles (59 solo), 3 sacks, 2 interceptions, 8 passes defended and 2 forced fumbles.

- Runner-up for Missouri Valley Conference Defensive Player of the Year.
- 1st-team All-Missouri Valley Football Conference.
- His 59 solo tackles tied a school record.
- Helped his team win the FCS national title.

SOPHOMORE (2014): Played in all 16 games with 5 starts; 67 tackles (22 solo), 3 interceptions and 4 passes defended.

- His 10 special teams tackles were 2nd on the team.
- Helped his team win the FCS national title.

TRUE FRESHMAN (2013): Played in 12 games; 27 tackles (20 solo).

- His 15 special teams tackles led the team.
- Helped his team win the FCS national title.

HIGH SCHOOL (MILLARD NORTH HS – OMAHA, NEB.)

- Played linebacker, fullback and tight end.
- Also was an all-state catcher on the baseball team.

SENIOR (2012): 103 tackles (81 solo) and 9.5 sacks.

- 1st-team all-state.
- 1st-team all-conference.
- 1st-team all-metro.
- Helped his team to a 13-0 record and a state championship.

JUNIOR (2011):

- 1st-team all-state.
- 1st-team all-conference.
- 1st-team all-metro.

OFF THE FIELD

PERSONAL:

- **MAJOR:** University studies.

NICK DeLUCA'S NFL REGULAR SEASON STATS


YEAR	TEAM	GP	GS	TACKLES					INTERCEPTIONS					FUMBLES	
				TOT	SOLO	ASST	SK	YDS	INT	YDS	LG	TD	PD	FF	FR
2018	JACKSONVILLE	9	2	7	5	2	1.0	5.0	0	0	0	0	0	1	0
NFL TOTALS		9	2	7	5	2	1.0	5.0	0	0	0	0	0	1	0

ADDITIONAL STATS

Special Teams Tackles: (Jacksonville) 5 in 2018.

SINGLE-GAME CAREER HIGHS

Tackles: 3 vs. Washington, 12/16/18
Sacks: 1 vs. Washington, 12/16/18
Forced Fumbles: 1 vs. Washington, 12/16/18



92

JOHN DENNEY

LONG SNAPPER // 6-5 // 242 // BRIGHAM YOUNG '05
 ACQUIRED: FA, '05
 HOMETOWN: THORNTON, COLO. // BORN: 12/13/78
 NFL: 15TH SEASON // DOLPHINS: 15TH SEASON



NFL CAREER

TRANSACTIONS:

- Signed by Miami on Sept. 3, 2018.
- Released by Miami on Sept. 2, 2018.
- Signed by Miami as an undrafted college free agent on April 29, 2005.

CAREER HONORS:

- 2013 Nat Moore Community Service Award.
- 2012 Pro Bowl selection.
- 2010 Pro Bowl selection.

CAREER HIGHLIGHTS:

- Played in 224 career games.
- 49 special teams tackles (37 solo), 1 forced fumble and 3 fumble recoveries.
- Has not missed a game in his 14 NFL seasons.
- Is 1st in Dolphins history with 224 consecutive regular season games played:

MOST CONSECUTIVE GAMES PLAYED IN DOLPHINS HISTORY		
PLAYER	CONS. GP	STREAK
1. JOHN DENNEY	224*	1ST (2005)-PRESENT
2. Jason Taylor	130	15th (1999)-16th (2007)
3. Jim Langer	128	10th (1970)-9th (1979)
4. Garo Yepremian	127	2nd (1970)-16th (1978)
5. Bob Baumhower	125	1st (1977)-14th (1984)

* active streak

- His 224 consecutive games is the longest active streak in the NFL:

MOST CONSECUTIVE GAMES PLAYED IN NFL HISTORY (ACTIVE STREAKS)			
PLAYER	TEAM(S)	POS	CONS. GP
1. JOHN DENNEY	MIAMI	LS	224
2. L.P. Ladouceur	Dal.	LS	221
3. Philip Rivers	SD/LAC	QB	209
4. Sam Koch	Bal.	P	208
5. Mason Crosby	GB	K	192

- His 224 games played are the 2nd-most in Dolphins history:

MOST GAMES PLAYED IN DOLPHINS HISTORY		
PLAYER	GP	YEARS
1. Dan Marino	242	1983-99
2. JOHN DENNEY	224*	2005-PRESENT
3. Jason Taylor	204	1997-2007, 2009, 2011
4. Bob Kuechenberg	196	1970-84
5. Nat Moore	183	1974-86

* active

- He is the 2nd-oldest Dolphins player to see action in a game. This list shows the ages of the most senior players in Dolphins history when they played their last game with the team:

OLDEST PLAYERS TO PLAY IN A GAME FOR THE DOLPHINS		
PLAYER	YRS	DAYS
1. Earl Morrall	42	208
2. JOHN DENNEY*	40	17
3. Steve DeBerg	39	334
4. Keith Traylor	38	111
5. Dan Marino	38	109

* active

2018 (MIAMI):

- Played in all 16 games.
- 4 special teams tackles (1 solo).

VS. TENNESSEE (9/9):

- Played but did not record any stats.
- Became the NFL leader among active players for consecutive games played.

AT INDIANAPOLIS (11/25):

- Played but did not record any stats.
- Became the second-oldest player to appear in a game in Dolphins history.

AT MINNESOTA (12/16):

- Played but did not record any stats.
- Joined QB Earl Morrall as the only players in Dolphins history to play in a game aged 40 or older.

2017 (MIAMI):

- Played in all 16 games.
- 2 special teams tackles (1 solo).
- Helped K Cody Parkey tie the team record for best field goal percentage in a single season (91.3 pct.).

VS. OAKLAND (11/5):

- Played but did not record any stats.
- Became the 20th active NFL player and the 313th player in NFL history to play in 200 career games.
- Served as a game captain.

2016 (MIAMI):

- Played in all 16 games.
- 1 special teams tackle.

POSTSEASON:

AFC WILD CARD AT PITTSBURGH (1/8):

- Played but did not record any stats.

2015 (MIAMI):

- Played in all 16 games.
- 4 special teams tackles (3 solo).

2014 (MIAMI):

- Played in all 16 games.
- 2 special teams tackles and 1 fumble recovery.

AT DENVER (11/23): 1 fumble recovery.

2013 (MIAMI):

- Played in all 16 games.
- 4 special teams tackles (3 solo) and 1 fumble recovery.
- Helped P Brandon Field set a single-season team record with a 42.4 net punting average.

VS. ATLANTA (9/22): 1 fumble recovery.

HONORS:

- Nat Moore Community Service Award winner.

2012 (MIAMI):

- Played in all 16 games.
- 2 special teams tackles and 1 forced fumble.
- Helped P Brandon Field set the single-season team record with a 50.2 gross punting average.

VS. ST. LOUIS (10/14): 1 forced fumble.

PRO BOWL:

- Earned the 2nd Pro Bowl bid of his career as a coach's selection.
- Became the 1st Dolphins player to twice be selected to a Pro Bowl as a "need" player and also the first non-punting or kicking Dolphins special teams player to be twice named to an AFC Pro Bowl squad in team history.

2011 (MIAMI):

- Played in all 16 games.
- 4 solo special teams tackles.

2010 (MIAMI):

- Played in all 16 games.
- 4 solo special teams tackles.

PRO BOWL:

- Earned his 1st Pro Bowl bid as a coach's selection.
- Became the 2nd Dolphins "need" player selected to a Pro Bowl team in franchise history, along with linebacker Zach Thomas in 2000.
- Became only the 2nd non-punting or kicking Dolphins special teams player named to an AFC Pro Bowl squad in Dolphins history, joining special teamer Larry Izzo, a 2000 selection.

2009 (MIAMI):

- Played in all 16 games.
- 7 special teams tackles (6 solo)

2008 (MIAMI):

- Played in all 16 games.
- 4 special teams tackles (3 solo)

POSTSEASON:

AFC WILD CARD VS. BALTIMORE (1/4): 1 solo special teams tackle.

2007 (MIAMI):

- Played in all 16 games.

- 3 solo special teams tackles.
- Helped K Jay Feely tie the team record for best field goal percentage in a single season (91.3 pct.).

2006 (MIAMI):

- Played in all 16 games.
- 5 special teams tackles (4 solo) and 1 fumble recovery.

VS. N.Y. JETS (12/25): 1 fumble recovery.

2005 (MIAMI):

- Played in all 16 games.
- 4 special teams tackles (2 solo).
- Only undrafted rookie to spend all 16 games on the team's 53-man roster that season.

BEFORE THE NFL

COLLEGE (BRIGHAM YOUNG):

- 3-year starter (2002-04) at defensive end.

CAREER: Played in 32 games with 29 starts; 93 tackles (44 solo), 9 sacks, 3 passes defended and 2 forced fumbles.

- Also handled long-snapping duties.

SENIOR (2004): Started 10 games; 27 tackles (13 solo), 4 sacks, 1 pass defended and 1 forced fumble.

- Selected for the Hula Bowl.

JUNIOR (2003): Started all 12 games; 41 tackles (23 solo), 4 sacks, 2 passes defended and 1 forced fumble.

REDSHIRT SOPHOMORE (2002): Played in 10 games with 7 starts; 25 tackles (8 solo) and 1 sack.

- Redshirted in 2001 after transferring to BYU.

TRUE FRESHMAN: (2000 AT RICKS JUNIOR COLLEGE): 51 tackles (21 solo) and 5 sacks.

- All-Region 18 honors.
- Helped team win the Real Dairy Bowl.

HIGH SCHOOL (HORIZON HS – CHARLOTTE, N.C.)

- 3-year letterwinner.

SENIOR (1996):

- Special Teams Player of the Year.
- 1st-team all-conference.
- 2nd-team all-state.

OFF THE FIELD

COMMUNITY:

- 2013 Nat Moore Community Service Award winner.
- Participated in numerous hurricane relief efforts and hospital visits.
- Regularly helps out with the Dolphins Cancer Challenge (DCC) and Fins Weekend golf and fishing tournaments.
- Participated in several Dolphins community events such as backpack hand outs, serving food to the homeless, working with local schools and donating money for holiday gifts for needy families.

PERSONAL:

- Served a 2-year Spanish-speaking church mission in Morristown, N.J.

- Has played the violin since age 5 and still plays on occasion.
- Enjoys golfing in his spare time.
- Graduated with his MBA from the University of Miami in 2016.
- Participated in the 2017 Miami Dolphins Business Combine.
- Brother, Ryan Denney, was a defensive end for

Buffalo (2002-09) and Houston (2010) after the Bills selected him in the 2nd round of the 2002 NFL draft.

- Married to Christy with three sons, Austin, Brock and Wes, and two daughters, Gracie and Bailey.
- **MAJOR:** Business management.

JOHN DENNEY'S NFL REGULAR SEASON STATS

GAMES/STARTS: 2005: 16/0, 2006: 16/0, 2007: 16/0, 2008: 16/0, 2009: 16/0, 2010: 16/0, 2011: 16/0, 2012: 16/0, 2013: 16/0, 2014: 16/0, 2015: 16/0, 2016: 16/0, 2017: 16/0, 2018: 16/0 **NFL TOTALS: 224/0**

JOHN DENNEY'S NFL PLAYOFF STATS

GAMES/STARTS: 2008: 1/0, 2016: 1/0 **PLAYOFF TOTALS: 2/0**

ADDITIONAL STATS

Special Teams Tackles: 4 in 2005, 5 in 2006, 3 in 2007, 4 in 2008, 7 in 2009, 4 in 2010, 4 in 2011, 2 in 2012, 3 in 2013, 2 in 2014, 4 in 2015, 1 in 2016, 2 in 2017, 4 in 2018 for total of 49 (P-1).

Special Teams Forced Fumbles: 1 in 2012.

Special Teams Fumble Recoveries: 1 in 2006, 1 in 2013, 1 in 2014 for total of 3.

SINGLE-GAME CAREER HIGHS

Special Teams 3 at Philadelphia, 11/15/15

Tackles:

Forced Fumbles: 1 vs. St. Louis, 10/14/12

Fumble Recoveries: 1 3 times, last: at Denver, 11/23/14



NFL CAREER

TRANSACTIONS:

- 3rd-round pick (73rd overall) by Miami in the 2016 NFL draft.

CAREER HONORS:

- 2017 Week 16 NFLPA Community MVP.

CAREER HIGHLIGHTS:

- Played in 48 career games with 14 starts.
- 286 carries for 1,358 yards (4.7 avg.) and 9 TDs.
- 94 receptions for 762 yards (8.1 avg.) and 6 TDs.
- 30 kickoff returns for 757 yards (25.2 avg.) and 1 TD.
- 9 special teams tackles (6 solo).
- Is 1 of just 6 NFL RBs to play all 48 games since 2016.
- Led the NFL with 444 rushing yards in the final 5 weeks of the 2017 season:

NFL RUSHING LEADERS (FINAL 5 WEEKS – 2017)

PLAYER	TEAM	ATT	YDS	TD
1. KENYAN DRAKE	MIAMI	91	444	2
2. Todd Gurley	L.A. Rams	75	440	5
3. Kareem Hunt	Kansas City	88	437	4
4. Marshawn Lynch	Oakland	84	434	2
5. C.J. Anderson	Denver	101	422	1

- Tied the team record with 3 kickoff returns of at least 50 yards in a single season in 2016 after he posted kickoff returns of 96, 78 and 58 yards.
- Joined WR Jakeem Grant in 2016 as the 2nd pair of Dolphins rookies to have a kickoff and punt returned for a TD in the same season. It was just the 4th time in NFL history two different rookies on the same team combined for a kickoff and punt return for TD in the same season.

2018 (MIAMI):

- Played in 16 games with 7 starts.
- 120 carries for 535 yards (4.5 avg.) and 4 TDs; 53 receptions for 477 yards (9.0 avg.) and 5 TDs; 10 kickoff returns for 213 yards (21.3 avg.).
- Topped 1,000 scrimmage yards for the 1st time in his career.
- His 5 receiving TDs are tied for the most by a running back in Dolphins history.

AT HOUSTON (10/25): 12 carries for 58 yards (4.8 avg.) and 1 TD; 2 receptions for 37 yards (18.5 avg.) and 1 TD.

- Scored on a 12-yard TD run in the 1st quarter.
- Caught a 28-yard TD pass from WR Danny Amendola in the 3rd quarter.

AT INDIANAPOLIS (11/25): 8 carries for 32 yards (4.0 avg.) and 1 TD; 5 receptions for 64 yards (12.8 avg.) and 1 TD.

- Hauled in a 33-yard TD pass from QB Ryan Tannehill on Miami's 1st offensive possession of the game.
- Scored on a 14-yard TD run in the 4th quarter.

VS. NEW ENGLAND (12/9): 6 carries for 24 yards (4.0 avg.); 1 reception for 55 yards and 1 TD; 1 kickoff return for 22 yards.

- Ran 52 yards and scored on a double-lateral play with no time remaining to give the Dolphins a 34-33 win in what was dubbed "The Miami Miracle."

2017 (MIAMI):

- Played in all 16 games with 6 starts.
- 133 carries for 644 yards (4.8 avg.) and 3 TDs; 32 receptions for 239 yards (7.5 avg.) and 1 TD; 7 kickoff returns for 147 yards (21.0 avg.).
- Led the NFL with 444 rushing yards in the final 5 weeks of the 2017 season.
- His 644 yards led the team in rushing despite starting just 6 games.

AT CAROLINA (11/13): 7 carries for 82 yards (11.7 avg.) and 1 TD.

- Scored on a 66-yard TD run.
- The Panthers hadn't allowed a run for longer than 25 yards on the season until that one.

VS. DENVER (12/3): 23 carries for 120 yards (5.2 avg.) and 1 TD.

- Scored on a 42-yard carry in the 3rd quarter to extend Miami's lead.
- It was the 1st 100-yard game of his career.
- His 120 rushing yards were the most he had in a game since high school.

VS. NEW ENGLAND (12/11): 25 carries for 114 yards (4.6 avg.); 5 receptions for 79 yards (15.8 avg.).

- 2nd straight game with 100 yards.
- Led the team in both rushing and receiving yards.
- Became just the 3rd Dolphins player to record 100-plus rushing yards and 75-plus receiving

yards in a game, joining Troy Stradford (169 rushing, 83 receiving) at Dallas on Nov. 27, 1987 and Ronnie Brown (112 rushing, 99 receiving) vs. the N.Y. Jets on Sept. 23, 2007.

2016 (MIAMI):

- Played in all 16 games with 1 start.
- 33 carries for 179 yards (5.4 avg.) and 2 TDs; 9 receptions for 46 yards (5.1 avg.); 13 kickoff returns for 397 yards (30.5 avg.) and 1 TD.
- Tied the team record with 3 kickoff returns of at least 50 yards in a single season in 2016 after he posted kickoff returns of 96, 78 and 58 yards.
- Joined WR Jakeem Grant as the 2nd pair of Dolphins rookies to have a kickoff and punt returned for a TD in the same season. It was just the 4th time in NFL history two different rookies on the same team combined for a kickoff and punt return for TD in the same season.

VS. CLEVELAND (9/25): 9 carries for 37 yards (4.1 avg.).

- Made first NFL start.

VS. N.Y. JETS (11/6): 2 kickoff returns for 123 yards (61.5 avg.) and 1 TD.

- Returned a kickoff 96 yards for a TD with 5:15 remaining in the 4th quarter, sealing Miami's 27-23 victory.
- Became the 6th-longest kickoff return and 2nd-longest by a rookie in Dolphins history.
- It was Miami's 1st kickoff return for a TD since Nov. 15, 2012 (Marcus Thigpen).
- Marked the latest game-winning kickoff return for a TD in an NFL game since 2003 (Kansas City's Dante Hall).

AT BUFFALO (12/24): 4 carries for 56 yards (14.0 avg.) and 1 TD.

- Rushed for a 45-yard TD in the 2nd quarter.

POSTSEASON:

AFC WILD CARD AT PITTSBURGH (1/8): 3 kickoff returns for 101 yards (33.7 avg.).

- Returned a kickoff 58 yards in the 3rd quarter.

BEFORE THE NFL

COLLEGE (ALABAMA):

- 4-year letterman (2012-15)

CAREER: Played in 42 games with 6 starts; 233 carries for 1,495 yards (6.4 avg.) and 18 TDs; 46 receptions for 570 yards (12.4 avg.) and 4 TDs; 16 kickoff returns for 505 yards (26.6 avg.) and 1 TD.

SENIOR (2015): Played in 13 games with 4 starts; 77 carries for 408 yards (5.3 avg.) and 1 TD; 29 receptions for 276 yards (9.5 avg.) and 1 TD; 19 kickoff returns for 505 yards (26.6 avg.) and 1 TD.

- Totaled 19 first downs rushing and 9 first downs receiving.
- Returned a kickoff 95 yards for a TD with less than 8 minutes remaining to help win the national championship over Clemson (1/11/16).

JUNIOR (2014): Played in 5 games with 1 start; 22 carries for 112 yards (5.1 avg.) and 4 TDs; 5 receptions for 159 yards (31.8 avg.) and 2 TDs.

SOPHOMORE (2013): Played in 12 games with 1 start; 92 carries for 694 yards (7.5 avg.) and 8 TDs; 12 receptions for 135 yards (11.3 avg.) and 1 TD; 1 blocked punt and 4 special teams tackles.

- Totaled 37 first downs rushing and 7 receiving.
- Averaged 71.8 rushing yards per game in conference play.

TRUE FRESHMAN (2012): Played in 12 games; 42 carries for 281 yards (6.7 avg.) and 5 TDs.

- Won the national championship.

HIGH SCHOOL (HILLGROVE HS – POWDER SPRINGS, GA.)

- Also ran track and won a state title in the 100-meter dash.

SENIOR (2011): 175 carries for 1,610 yards (9.2 avg.) and 18 TDs; 315 receiving yards and 5 receiving TDs; 2 kickoff return TDs.

- Georgia's Gatorade High School Player of the Year.
- All-American.
- All-state.

OFF THE FIELD

COMMUNITY:

- Visited Mexico in 2018 and Brazil in 2019 as a Smile Train ambassador.
- Cheered on participants in the 7th annual Dolphins Cancer Challenge in February 2017.
- Named Week 16 NFLPA Community MVP for providing a night of holiday food and fun for 125 kids at a local Boys & Girls Club in 2017.
- Regularly visits local Boys & Girls Clubs to mentor children.

PERSONAL:

- **MAJOR:** Communications.

KENYAN DRAKE'S NFL REGULAR SEASON STATS

YEAR	TEAM	GP	GS	RUSHING					RECEIVING				
				ATT	YDS	AVG	LG	TD	REC	YDS	AVG	LG	TD
2016	MIAMI	16	1	33	179	5.4	45t	2	9	46	5.1	9	0
2017	MIAMI	16	6	133	644	4.8	66t	3	32	239	7.5	47	1
2018	MIAMI	16	7	120	535	4.5	54t	4	53	477	9.0	52	5
NFL TOTALS		48	14	286	1358	4.7	66t	9	94	762	8.1	52	6

KENYAN DRAKE'S NFL REGULAR SEASON RETURNING STATS

YEAR	TEAM	KICKOFF RETURN					PUNT RETURN					
		KR	YDS	AVG	LG	TD	PR	FC	YDS	AVG	LG	TD
2016	MIAMI	13	397	30.5	96t	1	0	0	0	0.0	-	0
2017	MIAMI	7	147	21.0	34	0	0	0	0	0.0	-	0
2018	MIAMI	10	213	21.3	26	0	0	0	0	0.0	-	0
NFL TOTALS		30	757	25.2	96t	1	0	0	0	0.0	-	0

KENYAN DRAKE'S NFL PLAYOFF STATS

YEAR	TEAM	GP	GS	RUSHING				RECEIVING					
				ATT	YDS	AVG	LG	TD	REC	YDS	AVG	LG	TD
2016	MIAMI	1	0	0	0	0.0	0	0	0	0	0	0	0
PLAYOFF TOTALS		1	0	0	0	0.0	0	0	0	0	0.0	0	0

KENYAN DRAKE'S NFL PLAYOFF RETURNING STATS

YEAR	TEAM	KICKOFF RETURN					PUNT RETURN					
		KR	YDS	AVG	LG	TD	PR	FC	YDS	AVG	LG	TD
2016	MIAMI	3	101	33.7	58	0	0	0	0	0.0	-	0
NFL TOTALS		3	101	33.7	58	0	0	0	0	0.0	-	0

ADDITIONAL STATS

Special Teams Tackles: 4 in 2016 and 5 in 2017 for total of 9.

Miscellaneous Tackles: 1 in 2016, 1 in 2017 and 1 in 2018 for total of 3.

SINGLE-GAME CAREER HIGHS

Rushes:	25	vs. New England, 12/11/17
Rushing Yards:	120	vs. Denver, 12/3/17
Longest Rush:	66t	at Carolina, 11/13/17
Rushing TDs:	1	9 times, last: at Indianapolis, 11/25/18
Receptions:	7	at Cincinnati, 10/7/18
Receiving Yards:	79	vs. New England, 12/11/17
Longest Reception:	52t	vs. New England, 12/9/18
Receiving TDs:	1	6 times, last: vs. New England, 12/9/18

100-YARD RUSHING GAMES (2)

DATE	OPPONENT	ATT	YDS	AVG	LG	TD
12/3/17	DENVER	23	120	5.2	42t	1
12/11/17	NEW ENGLAND	25	114	4.6	31	0

2016 GAME-BY-GAME STATS (MIAMI)

DATE	OPPONENT	P/S	ATT	YDS	AVG	LG	TD
09/11	at Seattle	1/0	0	0	0.0	-	0
09/18	at New England	1/0	2	12	6.0	7t	1
09/25	CLEVELAND	1/1	9	37	4.1	11	0
09/29	at Cincinnati	1/0	2	15	7.5	12	0
10/09	TENNESSEE	1/0	2	4	2.0	6	0
10/16	PITTSBURGH	1/0	0	0	0.0	-	0
10/23	BUFFALO	1/0	0	0	0.0	-	0
11/06	N.Y. JETS	1/0	0	0	0.0	-	0
11/13	at San Diego	1/0	1	9	9.0	9	0
11/20	at L.A. Rams	1/0	1	2	2.0	2	0
11/27	SAN FRANCISCO	1/0	1	9	9.0	9	0
12/04	at Baltimore	1/0	1	1	1.0	1	0
12/11	ARIZONA	1/0	1	8	8.0	8	0
12/17	at N.Y. Jets	1/0	5	16	3.2	16	0
12/24	at Buffalo	1/0	4	56	14.0	45t	1
01/01	NEW ENGLAND	1/0	4	10	2.5	4	0
2016 TOTALS		16/1	33	179	5.4	45t	2

DATE	OPPONENT	P/S	ATT	YDS	AVG	LG	TD
01/08	at Pittsburgh*	1/0	0	0	0.0	-	0

* AFC Wild Card game

2017 GAME-BY-GAME STATS (MIAMI)

DATE	OPPONENT	P/S	ATT	YDS	AVG	LG	TD
09/17	at L.A. Chargers	1/0	1	-3	-3.0	-3	0
09/24	at N.Y. Jets	1/0	1	0	0.0	0	0
10/01	NEW ORLEANS	1/0	1	6	6.0	6	0
10/08	TENNESSEE	1/0	1	0	0.0	0	0
10/15	at Atlanta	1/0	0	0	0.0	-	0
10/22	N.Y. JETS	1/0	0	0	0.0	-	0
10/26	at Baltimore	1/0	6	22	3.7	12	0
11/05	OAKLAND	1/0	9	69	7.7	42	0
11/13	at Carolina	1/0	7	82	11.7	66t	1
11/19	TAMPA BAY	1/0	7	4	0.6	6	0
11/26	at New England	1/1	9	20	2.2	13	0
12/03	DENVER	1/1	23	120	5.2	42t	1
12/11	NEW ENGLAND	1/1	25	114	4.6	31	0
12/17	at Buffalo	1/1	16	78	4.9	31	1
12/24	at Kansas City	1/1	13	57	4.4	18	0
12/31	BUFFALO	1/1	14	75	5.4	32	0
2017 TOTALS		16/6	133	644	4.8	66t	3

2018 GAME-BY-GAME STATS (MIAMI)

DATE	OPPONENT	P/S	ATT	YDS	AVG	LG	TD
09/09	TENNESSEE	1/1	14	48	3.4	16	0
09/16	at N.Y. Jets	1/1	11	53	4.8	20	1
09/23	OAKLAND	1/1	5	3	0.6	3	0
09/30	at New England	1/1	3	3	1.0	5	0
10/07	at Cincinnati	1/1	6	46	7.7	25	0
10/14	CHICAGO	1/0	13	57	4.4	12	0
10/21	DETROIT	1/0	6	72	12.0	54t	1
10/25	at Houston	1/0	12	58	4.8	12t	1
11/04	N.Y. JETS	1/0	3	9	3.0	5	0
11/11	at Green Bay	1/0	8	27	3.4	6	0
11/25	at Indianapolis	1/0	8	32	4.0	14t	1
12/02	BUFFALO	1/0	7	31	4.4	20	0
12/09	NEW ENGLAND	1/0	6	24	4.0	11	0
12/16	at Minnesota	1/0	1	6	6.0	6	0
12/23	JACKSONVILLE	1/1	6	23	3.8	9	0
12/30	at Buffalo	1/1	11	43	3.9	9	0
2018 TOTALS		16/7	120	535	4.5	54t	4



70

MICHAEL DUNN

GUARD // 6-5 // 307 // MARYLAND '17
ACQUIRED: FA, '19
HOMETOWN: BETHESDA, MD. // BORN: 8/28/94
NFL: FIRST SEASON // DOLPHINS: FIRST SEASON

NFL CAREER

TRANSACTIONS:

- Signed by Miami on April 9, 2019.
- Signed by the Birmingham Iron of the Alliance of American Football in Jan. 2019.
- Signed to Jacksonville's practice squad on Nov. 27, 2018.
- Released from Jacksonville's practice squad on Oct. 16, 2018.
- Signed to Jacksonville's practice squad on Sept. 19, 2018.
- Waived by Jacksonville on Sept. 1, 2018.
- Signed by Jacksonville on July 31, 2018.
- Waived by the L.A. Rams on June 5, 2018.
- Signed by the L.A. Rams on Feb. 23, 2018.
- Released from the L.A. Rams' practice squad on Sept. 5, 2017.
- Signed to the L.A. Rams' practice squad on Sept. 3, 2017.
- Waived by the L.A. Rams on Sept. 2, 2017.
- Signed by the L.A. Rams as an undrafted college free agent on June 16, 2017.

2019 (BIRMINGHAM-AAF/MIAMI):

- Signed by Miami on April 9.
- Played in 8 games with 7 starts for Birmingham of the Alliance of American Football.

2018 (L.A. RAMS/JACKSONVILLE):

- Spent 9 weeks on Jacksonville's practice squad.
- Signed by Jacksonville on July 31.
- Spent the offseason with the L.A. Rams before being waived on June 5.

2017 (L.A. RAMS):

- Spent the offseason and training camp with the L.A. Rams before being waived on Sept. 2.

BEFORE THE NFL

COLLEGE (MARYLAND):

- 4-year starter (2013-16).

CAREER: Started 48 games – 31 at left tackle, 9 at right guard, 7 at right tackle and 1 at left guard.

- Had a streak of 37 consecutive starts.

SENIOR (2016): Started 11 games – 10 at left tackle and 1 at left guard.

- Honorable mention All-Big Ten.
- Helped block for a rushing offense that eclipsed 2,500 yards for the 1st time since 2003.

JUNIOR (2015): Started 11 games at left tackle.

- Honorable mention All-Big Ten.
- Helped the offense average 182.5 rushing yards per game.

SOPHOMORE (2014): Started all 13 games – 10 at left tackle and 3 at right tackle.

REDSHIRT FRESHMAN (2013): Started all 13 games – 9 at right guard and 4 at right tackle.

- Blocked for a passing game that threw for 3,000 yards for the 1st time since 1994.
- Redshirted in 2012.

HIGH SCHOOL (WALT WHITMAN HS – BETHESDA, MD.)

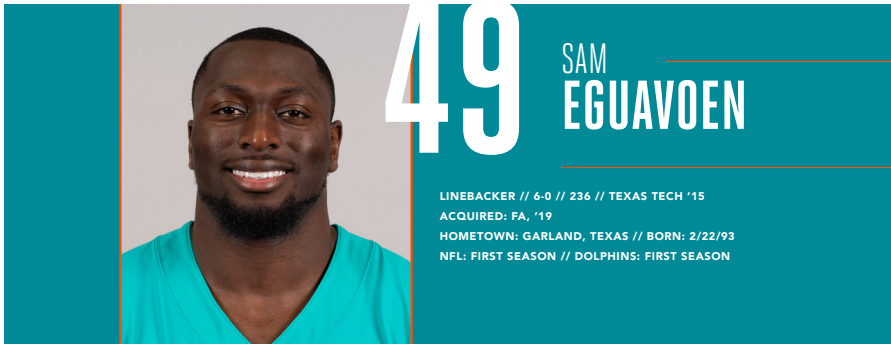
SENIOR (2011):

- Played offensive tackle and guard.
- 2nd-team all-county.

OFF THE FIELD

PERSONAL:

- **MAJOR:** Economics.



NFL CAREER

TRANSACTIONS:

- Signed by Miami on Jan. 7, 2019.
- Signed by the Saskatchewan Roughriders of the Canadian Football League on Feb. 24, 2016.

2018 (SASKATCHEWAN ROUGHRIDERS/CFL):

- Started 18 games.
- 81 tackles, 1 interception, 2 forced fumbles and 1 fumble recovery; 1 interception return for TD and 1 fumble recovery TD.
- 10 special teams tackles.

POSTSEASON:

- Started 1 game.
- 9 tackles.
- 1 special teams tackle.

2017 (SASKATCHEWAN ROUGHRIDERS/CFL):

- Played in 14 games with 11 starts.
- 57 tackles.
- 2 special teams tackles.

POSTSEASON:

- Started 2 games.
- 5 tackles and 1 interception.
- 1 special teams tackle.

2016 (SASKATCHEWAN ROUGHRIDERS/CFL):

- Started 6 games.
- 21 tackles.
- 2 special teams tackles.

BEFORE THE NFL

COLLEGE (TEXAS TECH):

- 4-year letterman (2015-17) and 3-year starter.

CAREER: Played in 48 games with 37 starts; 225 tackles (156 solo), 3.5 sacks, 1 interception, 5 passes defended, 2 forced fumbles and 1 fumble recovery.

SENIOR (2014): Started 10 games; 73 tackles (48 solo), 2 sacks, 1 interception, 3 passes defended, 1 forced fumble and 1 fumble recovery.

- All-Big 12 honorable mention.

JUNIOR (2013): Started all 13 games; 70 tackles (46 solo), 1.5 sacks, 2 passes defended and 1 forced fumble.

- His 70 tackles were third on the team.

SOPHOMORE (2012): Played in all 13 games with 9 starts; 52 tackles (37 solo).

TRUE FRESHMAN (2011): Played in 12 games with 5 starts; 30 tackles (25 solo).

- Big 12 All-Freshman team.

HIGH SCHOOL (LAKEVIEW CENTENNIAL HS – GARLAND, TEXAS)

SENIOR (2010):

- 118 tackles (64 solo), 4 sacks, 1 interception, 2 passes defended, 2 forced fumbles and 2 fumble recoveries.
- 2nd-team all-district.

OFF THE FIELD

PERSONAL:

- **PRONUNCIATION:** Last name is pronounced eh-GWAHV-en.
- **MAJOR:** Sociology.



1

WESLEY FARNSWORTH

LONG SNAPPER // 6-1 // 240 // NEVADA '19
ACQUIRED: FA, '19
HOMETOWN: RENO, NEV. // BORN: 4/10/97
NFL: ROOKIE SEASON // DOLPHINS: ROOKIE SEASON

BEFORE THE NFL

COLLEGE (NEVADA):

- 4-year letterman (2015-18).

CAREER: Played in all 50 games; 5 special teams tackles (3 solo).

SENIOR (2018): Played in all 13 games.

- Served as a team captain

JUNIOR (2017): Played in all 12 games.

SOPHOMORE (2016): Played in all 12 games; 3 special teams tackles (2 solo).

TRUE FRESHMAN (2015): Played in all 13 games; 2 special teams tackles (1 solo).

HIGH SCHOOL (BISHOP MANOGUE CATHOLIC HS – RENO, NEV.)

- Also lettered in baseball.

OFF THE FIELD

PERSONAL:

- **MAJOR:** Kinesiology.

WESLEY FARNSWORTH'S COLLEGE STATS

GAMES/STARTS: 2015: 13/0, 2016: 12/0, 2017: 12/0, 2018: 13/0

NCAA TOTALS: 50/0



34

KENNETH FARROW

RUNNING BACK // 5-9 // 215 // HOUSTON '16
ACQUIRED: FA, '19
HOMETOWN: HURST, TEXAS // BORN: 3/7/93
NFL: SECOND SEASON // DOLPHINS: FIRST SEASON

NFL CAREER

TRANSACTIONS:

- Signed by Miami on April 9.
- Signed by the San Antonio Commanders of the Alliance of American Football in Jan. 2019.
- Released from New England's practice squad on Nov. 6, 2018.
- Signed to New England's practice squad on Oct. 9, 2018.
- Released from New England's practice squad on Sept. 20, 2018.
- Signed to New England's practice squad on Sept. 12, 2018.
- Waived by New England on Sept. 1, 2018.
- Signed by New England on Aug. 27, 2018.
- Waived by the L.A. Chargers on April 13, 2018.
- Signed by San Diego as an undrafted college free agent on May 10, 2016.

CAREER HIGHLIGHTS:

- Played in 13 career NFL games with 2 starts.
- 60 carries for 192 yards (3.2 avg.).
- 13 receptions for 70 yards (5.4 avg.).
- His 372 rushing yards in 2019 were tied for 2nd in the AAF before the league folded.

2019 (SAN ANTONIO-AAF/MIAMI):

- Signed by Miami on April 9.
- Started 8 games for San Antonio of the Alliance of American Football.
- 106 carries for 372 yards (3.5 avg.) and 4 TDs; 12 receptions for 95 yards (7.9 avg.) for San Antonio.
- His 372 rushing yards were tied for 2nd in the AAF before the league folded.

2018 (NEW ENGLAND):

- Spent 5 weeks on New England's practice squad.

2017 (L.A. CHARGERS):

- Missed the entire season after being placed on injured reserve on Sept. 3.

2016 (SAN DIEGO):

- Played in 13 games with 2 starts.
- Dressed but did not play in 2 games.
- Missed the final game of the season after being placed on injured reserve on Dec. 27.
- 60 carries for 192 yards (3.2 avg.); 13 receptions

for 70 yards (5.4 avg.).

VS. JACKSONVILLE (9/18): 4 carries for 13 yards (3.3 avg.).

- Made NFL debut.

AT CAROLINA (12/11): 16 carries for 55 yards (3.4 avg.); 6 receptions for 23 yards (3.8 avg.).

VS. OAKLAND (12/18): 15 carries for 39 yards (2.6 avg.); 2 receptions for 14 yards (7.0 avg.).

- Made his 1st NFL start.

BEFORE THE NFL

COLLEGE (HOUSTON):

- 4-year letterman (2012-15) and 3-year starter.

CAREER: Played in 48 games with 37 starts; 560 carries for 2,975 yards (5.3 avg.) and 34 TDs; 74 receptions for 546 yards (7.4 avg.) and 3 TDs; 3 kickoff returns for 128 yards (42.7 avg.).

- Finished career 2nd in school history in rushing TDs (34) and 4th in rushing yards (2,975).

SENIOR (2015): Played in 12 games with 11 starts; 185 carries for 958 yards (5.2 avg.) and 12 TDs; 10 receptions for 119 yards (11.9 avg.).

- 2nd-team All-AAC.
- Ranked 4th in the AAC in rushing yards per game (79.8) and 5th in rushing TDs (10).
- Served as a team captain.

JUNIOR (2014): Played in all 13 games with 12 starts; 186 carries for 1,037 yards (5.6 avg.) and 14 TDs; 20 receptions for 149 yards (7.5 avg.) and 1 TD.

- 2nd-team All-AAC.
- Led the AAC in rushing TDs (14) and 100-yard rushing games (7).
- His 1,037 yards were 2nd in the AAC.
- His 14 rushing TDs were 2nd in school history.
- Served as a team captain.

SOPHOMORE (2013): Started 11 games; 103 carries for 514 yards (5.0 avg.) and 6 TDs; 24 receptions for 113 yards (4.7 avg.) and 1 TD.

- His 514 rushing yards and 6 TDs ranked 2nd on the team.
- Served as a team captain.

REDSHIRT FRESHMAN (2012): Played in all 12 games with 3 starts; 86 carries for 466 yards (5.4 avg.) and 2 TDs; 20 receptions for 165 yards (8.3 avg.) and 1 TD; 3 kickoff returns for 128 yards (42.7 avg.).

- His 466 rushing yards were 2nd on the team.
- Redshirted in 2011.

HIGH SCHOOL (L.D. BELL HS – HURST, TEXAS)

SENIOR (2010): 1,233 total yards and 17 TDs.

- 1st-team all-region.

JUNIOR (2009): 622 rushing yards and 6 TDs.

SOPHOMORE (2008): 1,384 rushing yards and 16 TDs.

PERSONAL:

- **PRONUNCIATION:** Last name is pronounced FAIR-oh.
- **MAJOR:** Kinesiology.

OFF THE FIELD

COMMUNITY:

- Started the Grind with a Purpose foundation to encourage youth to start living healthy, purposeful lives.

KENNETH FARROW'S NFL REGULAR SEASON STATS													
YEAR	TEAM	GP	GS	ATT	RUSHING				RECEIVING				
					YDS	AVG	LG	TD	REC	YDS	AVG	LG	TD
2016	SAN DIEGO	13	2	60	192	3.2	11	0	13	70	5.4	16	0
2017	L.A. CHARGERS				INJURED RESERVE								
2018	NEW ENGLAND				PRACTICE SQUAD								
NFL TOTALS		13	2	60	192	3.2	11	0	13	70	5.4	16	0

ADDITIONAL STATS	
Miscellaneous Tackles:	1 in 2016.

SINGLE-GAME CAREER HIGHS

- Rushes:** 16 at Carolina, 12/11/16
- Rushing Yards:** 55 at Carolina, 12/11/16
- Longest Rush:** 11 at Carolina, 12/11/16
- Receptions:** 6 at Carolina, 12/11/16
- Receiving Yards:** 29 vs. Cleveland, 12/24/16
- Longest Reception:** 16 vs. Cleveland, 12/24/16

2016 GAME-BY-GAME STATS (SAN DIEGO)

DATE	OPPONENT	P/S	ATT	YDS	AVG	LG	TD
09/11	at Kansas City		DID NOT PLAY				
09/18	JACKSONVILLE	1/0	4	13	3.3	4	0
09/25	at Indianapolis	1/0	0	0	0.0	-	0
10/02	NEW ORLEANS	1/0	0	0	0.0	-	0
10/09	at Oakland		DID NOT PLAY				
10/13	DENVER	1/0	2	5	2.5	6	0
10/23	at Atlanta	1/0	2	13	6.5	9	0
10/30	at Denver	1/0	3	12	4.0	6	0
11/06	TENNESSEE	1/0	4	15	3.8	5	0
11/13	MIAMI	1/0	0	0	0.0	-	0
11/27	at Houston	1/0	1	-3	-3.0	-3	0
12/04	TAMPA BAY	1/0	4	15	3.8	8	0
12/11	at Carolina	1/0	16	55	3.4	11	0
12/18	OAKLAND	1/1	15	39	2.6	6	0
12/24	at Cleveland	1/1	9	28	3.1	9	0
01/01	KANSAS CITY		INJURED RESERVE				
2016 TOTALS		13/2	60	192	3.2	11	0



29

MINKAH FITZPATRICK

SAFETY // 6-1 // 207 // ALABAMA '18

ACQUIRED: D1, '18

HOMETOWN: OLD BRIDGE, N.J. // BORN: 11/17/96

NFL: SECOND SEASON // DOLPHINS: SECOND SEASON

NFL CAREER

TRANSACTIONS:

- 1st-round pick (11th overall) by Miami in the 2018 NFL draft.

CAREER HIGHLIGHTS:

- Played in 16 career games with 11 starts.
- 79 tackles (50 solo), 2 interceptions and 9 passes defended; 1 interception return for a TD.
- 1 special teams tackle.
- His 79 tackles in 2018 were 10th among NFL rookies.

2018 (MIAMI):

- Played in 16 games with 11 starts.
- 79 tackles (50 solo), 2 interceptions and 9 passes defended; 1 interception return for a TD.
- 1 special teams tackle.
- His 79 tackles were 10th among NFL rookies.

AT NEW ENGLAND (9/30): 10 tackles (4 solo), 1 interception and 2 passes defended.

- Picked off QB Tom Brady and returned it 14 yards in the 4th quarter for his 1st career interception.

VS. NEW ENGLAND (12/9): 7 tackles (6 solo).

- Started at CB for an injured CB Xavien Howard.

AT MINNESOTA (12/16): 6 solo tackles, 1 interception and 2 passes defended.

- Intercepted QB Kirk Cousins and returned it 50 yards for a TD in the 2nd quarter.
- It was his 2nd career interception and 1st career pick-six.
- Started at CB for an injured CB Xavien Howard.

BEFORE THE NFL

COLLEGE (ALABAMA):

- 3-year starter (2015-17).

CAREER: Played in 42 games with 38 starts; 171 tackles (109 solo), 4.5 sacks, 9 interceptions, 35 passes defended and 2 forced fumbles; 1 kickoff return for 39 yards; 1 blocked field goal and 1 blocked punt.

JUNIOR (2017): Started 13 games; 60 tackles (38 solo), 1.5 sacks, 1 interception, 9 passes defended and 1 forced fumble; 1 kickoff return for 39 yards; 1 blocked field goal.

- Won the Chuck Bednarik Award (nation's top defensive player) and became 1st draft pick in Dolphins history to win the award.

- Won the Jim Thorpe Award (nation's top defensive back) and became the second Dolphins draft pick to win the award, joining CB Jamar Fletcher in 2000.

- Became just the 3rd player in NCAA history to win both the Chuck Bednarik and the Jim Thorpe Award, joining CB Charles Woodson and CB Patrick Peterson.

- Unanimous 1st-team All-American.

- 1st-team All-SEC.

- Finalist for the Jason Witten Collegiate Man of the Year (player who demonstrates a record of leadership by exhibiting exceptional courage, integrity and sportsmanship on and off the field).

- Finalist for the Lombardi Award (based on performance, leadership, character and resiliency).

- Finalist for the Bronko Nagurski Trophy (best defensive player).

- Finalist for the Lott IMPACT Trophy (best defensive player in character and performance).

- Helped his team win the College Football Playoff National Championship.

- Voted a team captain.

SOPHOMORE (2016): Started all 15 games; 66 tackles (41 solo), 1 sack, 6 interceptions, 13 passes defended and 1 forced fumble.

- 1st-team All-American.

- 1st-team All-SEC.

- Semifinalist for the Jim Thorpe Award (nation's top defensive back).

- His 6 interceptions were 7th in FBS.

TRUE FRESHMAN (2015): Played in 14 games with 10 starts; 45 tackles (30 solo), 2 sacks, 2 interceptions and 13 passes defended; 1 blocked punt.

- Freshman All-American.

- SEC All-Freshman Team.

- Helped his team win the College Football Playoff National Championship.

HIGH SCHOOL (ST. PETER'S PREP – JERSEY CITY, N.J.)

SENIOR (2014): 60 tackles and 3 interceptions.

- All-American.

JUNIOR (2013): 62 tackles, 4 interceptions and 25 passes defended.

- 1st-team all-state.

- 1st-team all-county.

SOPHOMORE (2012): 2 interceptions and 14 passes defensed.

PERSONAL:

- **MAJOR:** Human performance exercise science.

OFF THE FIELD

COMMUNITY:

- Participated in a 2018 Football Unites cultural tour.

MINKAH FITZPATRICK'S NFL REGULAR SEASON STATS

YEAR	TEAM	GP	GS	TACKLES					INTERCEPTIONS					FUMBLES	
				TOT	SOLO	ASST	SK	YDS	INT	YDS	LG	TD	PD	FF	FR
2018	MIAMI	16	11	79	50	29	0.0	0.0	2	64	50t	1	9	0	0
NFL TOTALS		16	11	79	50	29	0.0	0.0	2	64	50t	1	9	0	0

ADDITIONAL STATS
Defensive Touchdowns: 50-yard interception return at Minnesota (12/16/18).
Special Teams Tackles: 1 in 2018.

SINGLE-GAME CAREER HIGHS

- Tackles:** 10 vs. Oakland, 9/23/18
- Passes Defensed:** 2 Twice, last: at Minnesota, 12/16/18
- Interceptions:** 1 Twice, last: at Minnesota, 12/16/18



14

RYAN FITZPATRICK

QUARTERBACK // 6-2 // 228 // HARVARD '05
 ACQUIRED: UFA, '19 (TB)
 HOMETOWN: GILBERT, ARIZ. // BORN: 11/24/82
 NFL: 15TH SEASON // DOLPHINS: FIRST SEASON

NFL CAREER

TRANSACTIONS:

- Signed by Miami as an unrestricted free agent from Tampa Bay on March 18, 2019.
- Signed by Tampa Bay as an unrestricted free agent from the N.Y. Jets on May 22, 2017.
- Traded from Houston to the N.Y. Jets on March 11, 2015.
- Signed by Houston on March 21, 2014.
- Released by Tennessee on March 14, 2014.
- Signed by Tennessee on March 26, 2013.
- Released by Buffalo on March 12, 2013.
- Signed by Buffalo as an unrestricted free agent from Cincinnati on Feb. 28, 2009.
- Traded from St. Louis to Cincinnati on Sept. 1, 2007.
- 7th-round pick (250th overall) by St. Louis in the 2005 NFL draft.

CAREER HONORS:

- NFC Offensive Player of the Week (vs. Philadelphia, 9/16/18).
- NFC Offensive Player of the Week (at New Orleans, 9/9/18).
- FedEx Air NFL Player of the Week (at New Orleans, 9/9/18).
- AFC Offensive Player of the Week (at Buffalo, 9/15/16).
- 2015 Jets Ed Block Courage Award.
- AFC Offensive Player of the Week (vs. New England, 12/27/15).
- AFC Offensive Player of the Week (vs. Tennessee, 12/13/15).
- AFC Offensive Player of the Week (vs. Tennessee, 11/30/14).
- NFC Offensive Player of the Week (at Houston, 11/27/05).

CAREER HIGHLIGHTS:

- Played in 141 games with 126 starts.
- Completed 2,575-of-4,285 passes (60.1 pct.) for 29,357 yards and 190 TDs for a QB rating of 81.1.
- 489 carries for 2,229 yards (4.6 avg.) and 15 TDs.
- 2 receptions for -3 yards (-1.5 avg.).
- Has passed for 3,000 yards 4 times.
- 1 of 4 players in NFL history to throw a TD pass for 7 different franchises, joining Chris Chandler, Gus Frerotte and Vinny Testaverde.

- Only player in NFL history to throw 4 TD passes in a game with 4 different franchises (Buffalo, Houston, N.Y. Jets and Tennessee).
- His 9.6 yards per attempt in 2018 was the 2nd-highest mark by an NFL quarterback since 2000 (min. 225 attempts):

NFL SINGLE-SEASON YARDS PER ATTEMPT LEADERS (SINCE 2000)				
PLAYER	TEAM	YEAR	YDS/ATT.	
1. Kurt Warner	STL	2000	9.9	
2. RYAN FITZPATRICK	TB	2018	9.6	
3. Matt Ryan	Atl.	2016	9.3	
4. Aaron Rodgers	GB	2011	9.2	
5. Peyton Manning	Ind.	2004	9.2	

- His 100.4 QB rating in 2018 set a Buccaneers single-season record (min. 225 attempts):

BUCCANEERS SINGLE-SEASON QB RATING LEADERS		
PLAYER	YEAR	RATE
1. RYAN FITZPATRICK	2018	100.4
2. Brian Griese	2004	97.5
3. Josh Freeman	2010	95.9
4. Jeff Garcia	2007	94.6
5. Brad Johnson	2002	92.9

- His 66.7 completion percentage in 2018 was the 2nd-highest in Buccaneers single-season history:

BUCCANEERS SINGLE-SEASON COMPLETION PERCENTAGE LEADERS				
PLAYER	YEAR	ATT	CMP	PCT
1. Brian Griese	2004	336	233	69.3
2. RYAN FITZPATRICK	2018	246	164	66.7
3. Jeff Garcia	2008	376	244	64.9
4. Jameis Winston	2018	378	244	64.6
5. Jeff Garcia	2007	327	209	63.9

- His 31 TD passes in 2015 set a N.Y. Jets single-season record:

N.Y. JETS SINGLE-SEASON TD PASS LEADERS			
PLAYER	YEAR	TD	
1. RYAN FITZPATRICK	2015	31	
2. Vinny Testaverde	1998	29	
3. Al Dorow	1960	26	
Joe Namath	1967	26	
Mark Sanchez	2011	26	

2018 (TAMPA BAY):

- Played in 8 games with 7 starts.
- Dressed but did not play in 6 games.
- Inactive for 2 games.
- Completed 164-of-246 passes (66.7 pct.) for 2,366

yards and 17 TDs for a QB rating of 100.4.

- 36 carries for 152 yards (4.2 avg.) and 2 TDs.
- Became the 1st player in NFL history to have 3 consecutive games with 400-plus passing yards (Week 1, Week 2 and Week 3).
- His 4 games with 400-plus passing yards tied Dan Marino (1984) and Peyton Manning (2013) for the single-season NFL record.

AT NEW ORLEANS (9/9): Completed 21-of-28 passes (75.0 pct.) for 417 yards and 4 TDs for a QB rating of 156.3; 12 carries for 36 yards (3.0 avg.) and 1 TD.

- His 156.3 QB rating was the 2nd-highest in a game in team history.
- Completed a 58-yard TD pass to WR DeSean Jackson in the 1st quarter to tie the game 7-7.
- Connected with WR Mike Evans on a 50-yard TD pass in the 3rd quarter to put Tampa Bay ahead 41-24.

VS. PHILADELPHIA (9/16): Completed 27-of-33 passes (81.8 pct.) for 402 yards and 4 TDs for a QB rating of 144.4; 1 carry for -1 yards (-1.0 avg.).

- His 81.8 completion percentage was the 5th-highest in a game in team history (min. 20 att.).
- Completed a 75-yard TD pass to WR DeSean Jackson to put Tampa Bay ahead 7-0 in the 1st quarter.
- Completed a 75-yard TD pass to TE O.J. Howard in the 2nd quarter.

VS. PITTSBURGH (9/24): Completed 30-of-50 passes (60.0 pct.) for 411 yards and 3 TDs for a QB rating of 81.3; 5 carries for 27 yards (5.4 avg.).

- Completed a 24-yard TD pass to WR Mike Evans in the 4th quarter.

HONORS:

- NFC Offensive Player of the Week (at New Orleans, 9/9/18).
- FedEx Air NFL Player of the Week (at New Orleans, 9/9/18).
- NFC Offensive Player of the Week (vs. Philadelphia, 9/16/18).

2017 (TAMPA BAY):

- Played in 6 games with 3 starts.
- Dressed but did not play in 10 games.
- Completed 96-of-163 passes (58.9 pct.) for 1,103 yards and 7 TDs for a QB rating of 86.0.
- 15 carries for 78 yards (5.2 avg.).

AT ARIZONA (10/15): 22-of-32 passing (68.8 pct.) for 290 yards and 3 TDs for a QB rating of 102.3; 2 carries for 12 yards (6.0 avg.).

- Completed a 37-yard TD pass to WR Mike Evans in the 4th quarter.

AT MIAMI (11/19): 22-of-37 passing (59.5 pct.) for 275 yards and 2 TDs for a QB rating of 100.6; 3 carries for 9 yards (3.0 avg.).

- Hit TE O.J. Howard for a 6-yard TD pass in the 2nd quarter.

2016 (N.Y. JETS):

- Played in 14 games with 11 starts.
- Dressed but did not play in 2 games.
- Completed 228-of-403 passes (56.6 pct.) for 2,710 yards and 12 TDs for a QB rating of 69.6.
- 33 carries for 130 yards (3.9 avg.).

AT BUFFALO (9/15): 24-of-34 passing (70.6 pct.) for 374 yards and 1 TD for a QB rating of 116.5; 5 carries for 21 yards (4.2 avg.).

- Connected with WR Eric Decker on a 5-yard passing TD to give the Jets a 20-7 lead in the 2nd quarter.

VS. NEW ENGLAND (11/27): 22-of-32 passing (68.8 pct.) for 269 yards and 2 TDs for a QB rating of 115.2; 2 carries for 1 yard (0.5 avg.).

- Hit WR Quincy Enunwa for a 22-yard TD pass to give the Jets a 17-13 lead in the 4th quarter.

VS. BUFFALO (1/1): 20-of-30 passing (66.7 pct.) for 210 yards and 2 TDs for a QB rating of 109.0.

- Completed a 6-yard TD pass to WR Jalin Marshall to give the Jets a 17-3 lead in the 3rd quarter.

HONORS:

- AFC Offensive Player of the Week (at Buffalo, 9/15/16).

2015 (N.Y. JETS):

- Started all 16 games.
- Completed 335-of-562 passes (59.6 pct.) for 3,905 yards and 31 TDs for a QB rating of 88.0.
- 60 carries for 270 yards (4.5 avg.) and 2 TDs.
- His 31 TD passes set a Jets single-season franchise record.
- His 3,905 passing yards were the 2nd-most in a single season in team history.
- Helped lead a Jets offense that set a team record with 5,896 total yards.

AT N.Y. GIANTS (12/6): 36-of-50 passing (72.0 pct.) for 390 yards and 2 TDs for a QB rating of 107.9; 5 carries for 22 yards (4.4 avg.).

- Hit WR Brandon Marshall for a 9-yard TD pass with 27 seconds remaining to tie the game 20-20.
- Completed a 17-yard pass to WR Eric Decker in overtime to set up a go-ahead field goal.

VS. TENNESSEE (12/13): 21-of-36 passing (58.3 pct.) for 263 yards and 3 TDs for a QB rating of 108.9; 3 carries for 23 yards (7.7 avg.).

- Completed a 69-yard TD pass to WR Brandon Marshall to put the Jets ahead 27-0 in the 2nd quarter.

VS. NEW ENGLAND (12/27): 26-of-41 passing (63.4 pct.) for 296 yards and 3 TDs for a QB rating of 109.4.

- Connected with WR Eric Decker for a 6-yard, game-winning TD pass in overtime.

HONORS:

- AFC Offensive Player of the Week (vs. Tennessee, 12/13/15).
- AFC Offensive Player of the Week (vs. New England, 12/27/15).
- 2015 Jets Ed Block Courage Award.

2014 (HOUSTON):

- Started 12 games.
- Dressed but did not play in 2 games.
- Missed the final 2 games after being placed on injured reserve on Dec. 16.
- Completed 197-of-312 passes (63.1 pct.) for 2,483 yards and 17 TDs for a QB rating of 95.3.
- 50 carries for 184 yards (3.7 avg.) and 2 TDs.

AT OAKLAND (9/14): 14-of-19 passing (73.7 pct.) for 139 yards for a QB rating of 129.1.

- Hit WR DeAndre Hopkins for a 12-yard TD pass to give Houston a 24-0 lead in the 3rd quarter.
- AT PITTSBURGH (10/20):** 21-of-32 passing (65.6 pct.) for 262 yards and 2 TDs for a QB rating of 98.7; 5 carries for 16 yards (3.2 avg.).
- Connected with RB Alfred Blue for an 11-yard TD pass in the 1st quarter that put Houston ahead 7-0.
- VS. TENNESSEE (11/30):** 24-of-33 passing (72.7 pct.) for 358 yards and 6 TDs for a QB rating of 147.5; 2 carries for 10 yards (5.0 avg.).
- His 6 TD passes were tied for the most by an NFL quarterback in a game that season.

HONORS:

- AFC Offensive Player of the Week (vs. Tennessee, 11/30/14).

2013 (TENNESSEE):

- Played in 11 games with 9 starts.
 - Dressed but did not play in 5 games.
 - Completed 217-of-350 passes (62.0 pct.) for 2,454 yards and 14 TDs for a QB rating of 82.0.
 - 43 carries for 225 yards (5.2 avg.) and 3 TDs.
- VS. JACKSONVILLE (11/10):** 22-of-33 passing (66.7 pct.) for 264 yards and 2 TDs for a QB rating of 111.2; 3 carries for 13 yards (4.3 avg.) and 1 TD.
- Completed a 14-yard TD pass to TE Delanie Walker in the 4th quarter.
- AT OAKLAND (11/24):** 30-of-42 passing (71.4 pct.) for 320 yards and 2 TDs for a QB rating of 109.2; 5 carries for 26 yards (5.2 avg.).
- Found WR Kendall Wright for a 10-yard TD with 10 seconds remaining to give Tennessee a 23-19 lead.
- VS. ARIZONA (12/15):** 36-of-58 passing (62.1 pct.) for 402 yards and 4 TDs for a QB rating of 91.3; 3 carries for 22 yards (7.3 avg.).
- Completed a 10-yard TD pass to WR Michael Preston to tie the game 34-34 with 10 seconds remaining.

2012 (BUFFALO):

- Started all 16 games.
 - Completed 306-of-505 passes (60.6 pct.) for 3,400 yards and 24 TDs for a QB rating of 83.3.
 - 48 carries for 197 yards (4.1 avg.) and 1 TD.
 - His 306 completions were the 3rd-most in a single season in team history.
- AT CLEVELAND (9/23):** 22-of-35 passing (62.9 pct.) for 208 yards and 3 TDs for a QB rating of 107.8; 6 carries for 10 yards (1.7 avg.).
- Completed a 32-yard TD pass to RB C.J. Spiller in the 1st quarter.
- VS. NEW ENGLAND (9/30):** 22-of-39 passing (56.4 pct.) for 350 yards and 4 TDs for a QB rating of 81.1; 3 carries for 14 yards (4.7 avg.).
- Hit WR Donald Jones for a 68-yard TD pass in the 3rd quarter to give Buffalo a 21-7 lead.
- AT NEW ENGLAND (11/11):** 27-of-40 passing (67.5 pct.) for 337 yards and 2 TDs for a QB rating of 99.7; 3 carries for 12 yards (4.0 avg.).
- Completed a 2-yard TD pass to WR Donald Jones in the 4th quarter.

2011 (BUFFALO):

- Started all 16 games.
 - Completed 353-of-569 passes (62.0 pct.) for 3,832 yards and 24 TDs for a QB rating of 79.1.
 - 56 carries for 215 yards (3.8 avg.).
 - His 353 completions were the 2nd-most in a single season in team history.
 - His 3,832 passing yards were the 3rd-most in a single season in team history.
- AT KANSAS CITY (9/11):** 17-of-25 passing (68.0 pct.) for 208 yards and 4 TDs for a QB rating of 133.0.
- Completed a 27-yard TD pass to WR Steve Johnson in the 1st quarter.
- VS. NEW ENGLAND (9/25):** 27-of-40 passing (67.5 pct.) for 369 yards and 2 TDs for a QB rating of 92.6.
- Led an 8-play, 73-yard drive over the final 3:25 to set up a game-winning field goal.
- AT N.Y. JETS (11/27):** 26-of-39 passing (66.7 pct.) for 264 yards and 3 TDs for a QB rating of 111.5; 5 carries for 34 yards (6.8 avg.).
- Hit WR Brad Smith for a 36-yard TD to tie the game 21-21 in the 3rd quarter.

2010 (BUFFALO):

- Started 13 games.
 - Dressed but did not play in 2 games.
 - Inactive for 1 game.
 - Completed 255-of-441 passes (57.8 pct.) for 3,000 yards and 23 TDs for a QB rating of 81.8.
 - 40 carries for 269 yards (6.7 avg.).
- VS. JACKSONVILLE (10/10):** 20-of-30 passing (66.7 pct.) for 220 yards and 3 TDs for a QB rating of 121.5; 2 carries for 4 yards (2.0 avg.).
- Completed a 45-yard TD pass to WR Lee Evans in the 1st quarter to put Buffalo ahead 7-0.
- AT BALTIMORE (10/24):** 29-of-43 passing (67.4 pct.) for 382 yards and 4 TDs for a QB rating of 106.9; 4 carries for 20 yards (5.0 avg.).
- Hit WR Steve Johnson for a 33-yard TD pass in the 2nd quarter to give Buffalo a 17-3 lead.
- AT CINCINNATI (11/21):** 21-of-34 passing (61.8 pct.) for 316 yards and 4 TDs for a QB rating of 107.0; 1 carry for 11 yards.
- Completed a 28-yard TD pass to WR Donald Jones in the 2nd quarter.

2009 (BUFFALO):

- Played in 10 games with 8 starts.
 - Dressed but did not play in 5 games.
 - Inactive for 1 game.
 - Completed 127-of-227 passes (55.9 pct.) for 1,422 yards and 9 TDs for a QB rating of 69.7.
 - 31 carries for 141 yards (4.5 avg.) and 1 TD.
- AT JACKSONVILLE (11/22):** 18-of-31 passing (58.1 pct.) for 297 yards and 1 TD for a QB rating of 74.3; 1 carry for 5 yards.
- Completed a 98-yard TD pass to WR Terrell Owens in the 3rd quarter.
 - The 98-yard completion was the longest play from scrimmage in the NFL that season.
- VS. MIAMI (11/29):** 17-of-26 passing (65.4 pct.) for 246 yards and 1 TD for a QB rating of 92.8; 7 carries for 50 yards (7.1 avg.) and 1 TD.
- Scored on a 31-yard run in the 2nd quarter to tie

the game 7-7.

- Hit WR Terrell Owens for a 51-yard TD pass in the 4th quarter.

VS. INDIANAPOLIS (1/3): 16-of-25 passing (64.0 pct.) for 155 yards and 3 TDs for a QB rating of 120.8; 1 carry for 7 yards.

- Completed a 41-yard TD pass to WR Terrell Owens in the 2nd quarter to put Buffalo ahead 21-7.

2008 (CINCINNATI):

- Played in 13 games with 12 starts.
- Dressed but did not play in 3 games.
- Completed 221-of-372 passes (59.4 pct.) for 1,905 yards and 8 TDs for a QB rating of 70.0.
- 60 carries for 304 yards (5.1 avg.) and 2 TDs.

VS. JACKSONVILLE (11/2): 21-of-31 passing (67.7 pct.) for 162 yards and 2 TDs for a QB rating of 88.4; 3 carries for 52 yards (17.3 avg.).

- Completed a 10-yard TD pass to WR Chad Johnson in the 2nd quarter.

VS. PHILADELPHIA (11/16): 29-of-44 passing (65.9 pct.) for 261 yards and 1 TD for a QB rating of 89.3; 5 carries for 9 yards (1.8 avg.).

- Connected with WR T.J. Houshmandzadeh on a 26-yard TD pass in the 2nd quarter to put Cincinnati ahead 10-3.

VS. WASHINGTON (12/14): 16-of-29 passing (55.2 pct.) for 209 yards and 1 TD for a QB rating of 89.6; 11 carries for 29 yards (2.6 avg.) and 1 TD.

- Ran for a 1-yard TD in the 1st quarter to put Cincinnati ahead 7-0.

2007 (ST. LOUIS/CINCINNATI):

- Played in 1 game for Cincinnati.
- Dressed but did not play in 15 games for Cincinnati.
- Traded to Cincinnati from St. Louis on Sept. 1.
- Spent the offseason and training camp with St. Louis.

VS. BALTIMORE (9/10): Played but did not record any stats.

2006 (ST. LOUIS):

- Played in 1 game.
- Inactive for 15 games.
- 3 carries for 0 yards (0.0 avg.).

AT MINNESOTA (12/31): 3 carries for 0 yards (0.0 avg.).

2005 (ST. LOUIS):

- Played in 4 games with 3 starts.
- Dressed but did not play in 2 games.
- Inactive for 10 games.
- Completed 76-of-135 passes (56.3 pct.) for 777 yards and 4 TDs for a QB rating of 58.2.
- 14 carries for 64 yards (4.6 avg.) and 2 TDs.

AT HOUSTON (11/27): 19-of-30 passing (63.3 pct.) for 310 yards and 3 TDs for a QB rating of 117.4; 3 carries for 23 yards (7.7 avg.).

- Made his NFL debut.

- Threw his 1st NFL TD with a 19-yard pass to WR Torry Holt in the 3rd quarter.

- Completed a 56-yard TD pass to WR Kevin Curtis to win the game in overtime.

VS. WASHINGTON (12/4): 21-of-36 passing (58.3 pct.) for 163 yards for a QB rating of 58.0; 5 carries for 22 yards (4.4 avg.) and 1 TD.

- Made his 1st NFL start.

- Scored his 1st NFL rushing TD with a 7-yard run in the 2nd quarter.

AT MINNESOTA (12/11): 26-of-45 passing (57.8 pct.) for 235 yards; 5 carries for 16 yards (3.2 avg.) and 1 TD.

- Ran for a 14-yard TD in the 3rd quarter.

HONORS:

- NFC Offensive Player of the Week (at Houston, 11/27/05).

BEFORE THE NFL

COLLEGE (HARVARD):

- 4-year letterman (2001-04).

CAREER: Played in 32 games; 384-of-641 passing (59.9 pct.) for 5,234 yards and 39 TDs; 365 carries for 1,487 yards (4.1 avg.) and 16 TDs.

- Finished his career ranked 2nd in school history in completions (384), TD passes (39), passing yards (5,234) and completion percentage (59.9 pct.).

SENIOR (2004): Played in all 10 games; 158-of-276 passing (57.2 pct.) for 1,986 yards and 13 TDs; 118 carries for 448 yards (3.8 avg.) and 5 TDs.

- Ivy League Player of the Year.

- Led team to a 10-0 record and the Ivy League Championship.

JUNIOR (2003): Played in 7 games; 107-of-178 passing (60.1 pct.) for 1,770 yards and 16 TDs; 109 carries for 430 yards (3.9 avg.) and 6 TDs.

SOPHOMORE (2002): Played in all 10 games; 94-of-150 passing (62.7 pct.) for 1,155 yards and 8 TDs; 115 carries for 523 yards (4.5 avg.) and 5 TDs.

TRUE FRESHMAN (2001): Played in 5 games; 25-of-37 passing (67.6 pct.) for 323 yards and 2 TDs; 23 carries for 86 yards (3.7 avg.).

HIGH SCHOOL (HIGHLAND HS – GILBERT, ARIZ.)

- Also lettered in basketball and track and field.

SENIOR (2000):

- 2nd-team all-state.
- 1st-team all-region.
- Set 12 school records.

JUNIOR (1999):

- Led team to regional title.

OFF THE FIELD

PERSONAL:

- Married to Liza with 7 children.
- **MAJOR:** Economics.

RYAN FITZPATRICK'S NFL REGULAR SEASON PASSING STATS

YEAR	TEAM	GP	GS	ATT	CMP	PCT	YDS	Y/A	TD	INT	LG	SK/YDS	RATE
2005	ST. LOUIS	4	3	135	76	56.3	777	5.8	4	8	56t	9/49	58.2
2006	ST. LOUIS	1	0	0	0	0.0	0	0.0	0	0	0	0/0	0.0
2007	CINCINNATI	1	0	0	0	0.0	0	0.0	0	0	0	0/0	0.0
2008	CINCINNATI	13	12	372	221	59.4	1905	5.1	8	9	79	38/193	70.0
2009	BUFFALO	10	8	227	127	55.9	1422	6.3	9	10	98t	21/127	69.7
2010	BUFFALO	13	13	441	255	57.8	3000	6.8	23	15	65t	24/145	81.8
2011	BUFFALO	16	16	569	353	62.0	3832	6.7	24	23	60t	22/148	79.1
2012	BUFFALO	16	16	505	306	60.6	3400	6.7	24	16	68t	30/161	83.3
2013	TENNESSEE	11	9	350	217	62.0	2454	7.0	14	12	77t	21/109	82.0
2014	HOUSTON	12	12	312	197	63.1	2483	8.0	17	8	76t	21/83	95.3
2015	N.Y. JETS	16	16	562	335	59.6	3905	6.9	31	15	69t	19/94	88.0
2016	N.Y. JETS	14	11	403	228	56.6	2710	6.7	12	17	57	19/81	69.6
2017	TAMPA BAY	6	3	163	96	58.9	1103	6.8	7	3	41	7/34	86.0
2018	TAMPA BAY	8	7	246	164	66.7	2366	9.6	17	12	75t	14/76	100.4
NFL TOTALS		141	126	4285	2575	60.1	29357	6.9	190	148	98t	245/1300	81.1

RYAN FITZPATRICK'S NFL REGULAR SEASON RUSHING/RECEIVING STATS

YEAR	TEAM	GP	GS	RUSHING					RECEIVING				
				ATT	YDS	AVG	LG	TD	REC	YDS	AVG	LG	TD
2005	ST. LOUIS	4	3	14	64	4.6	14t	2	0	0	0.0	-	0
2006	ST. LOUIS	1	0	3	0	0.0	2	0	0	0	0.0	-	0
2007	CINCINNATI	1	0	0	0	0.0	-	0	0	0	0.0	-	0
2008	CINCINNATI	13	12	60	304	5.1	22	2	1	-3	-3.0	-3	0
2009	BUFFALO	10	8	31	141	4.5	31t	1	0	0	0.0	-	0
2010	BUFFALO	13	13	40	269	6.7	22	0	0	0	0.0	-	0
2011	BUFFALO	16	16	56	215	3.8	18	0	0	0	0.0	-	0
2012	BUFFALO	16	16	48	197	4.1	20	1	0	0	0.0	-	0
2013	TENNESSEE	11	9	43	225	5.2	26	3	1	0	0.0	0	0
2014	HOUSTON	12	12	50	184	3.7	16	2	0	0	0.0	-	0
2015	N.Y. JETS	16	16	60	270	4.5	19	2	0	0	0.0	-	0
2016	N.Y. JETS	14	11	33	130	3.9	14	0	0	0	0.0	-	0
2017	TAMPA BAY	6	3	15	78	5.2	15	0	0	0	0.0	-	0
2018	TAMPA BAY	8	7	36	152	4.2	18	2	0	0	0.0	-	0
NFL TOTALS		141	126	489	2229	4.6	31t	15	2	-3	-1.5	0	0

ADDITIONAL STATS

Career Regular Season Record As A Starter: (St. Louis) 0-3 in 2005; (Cincinnati) 4-7-1 in 2008; (Buffalo) 4-4 in 2009; 4-9 in 2010; 6-10 in 2011; 6-10 in 2012; (Tennessee) 3-6 in 2013; (Houston) 6-6 in 2014; (N.Y. Jets) 10-6 in 2015; 3-8 in 2016; (Tampa Bay) 2-1 in 2017 and 2-5 in 2018 for total of 50-75-1.

Miscellaneous Tackles: (Cincinnati) 1 in 2008, (Buffalo) 2 in 2010 in 2011, 2 in 2012, (N.Y. Jets) 1 in 2015 for total of 7.

SINGLE-GAME CAREER HIGHS

Pass Attempts: 58 twice, last: vs. Philadelphia, 9/27/15

Completions: 36 twice, last: at N.Y. Giants, 12/6/15

Passing Yards: 417 at New Orleans, 9/9/18

TD Passes: 6 vs. Tennessee, 11/30/14

Longest Pass: 98t at Jacksonville, 11/22/09

Completion Pct.: 81.8 vs. Philadelphia, 9/16/18

Passer Rating: 156.3 at New Orleans, 9/9/18

Rush Attempts: 12 at New Orleans, 9/9/18

Rushing Yards: 74 vs. N.Y. Jets, 10/3/10

Longest Run: 31t vs. Miami, 11/29/09

Rushing TDs: 1 15 times, last: at N.Y. Giants, 11/18/18

300-YARD PASSING GAMES (17)

DATE	OPP	ATT	CMP	PCT	YDS	TD	INT	LG	RATE
11/27/05	at Hou.	30	19	63.3	310	3	1	56t	117.4
10/24/10	at Bal.	43	29	67.4	382	4	2	43	106.9
11/21/10	at Cin.	34	21	61.8	316	4	2	54	107.0
9/25/11	vs. NE	40	27	67.5	369	2	2	48	92.6
12/18/11	vs. Mia.	47	31	66.0	316	2	3	28	72.7
1/1/12	at NE	46	29	63.0	307	2	4	29	60.7
9/30/12	vs. NE	39	22	56.4	350	4	4	68t	81.1
11/11/12	at NE	40	27	67.5	337	2	1	25	99.7
11/24/13	at Oak.	42	30	71.4	320	2	0	54t	109.2
12/15/13	vs. Ari.	58	36	62.1	402	4	2	33	91.3
11/30/14	vs. Ten.	33	24	72.7	358	6	0	58t	147.5
12/6/15	at NYG	50	36	72.0	390	2	0	28	107.9
9/15/16	at Buf.	34	24	70.6	374	1	0	37	116.5
9/9/18	at NO	28	21	75.0	417	4	0	58t	156.3
9/16/18	vs. Phi.	33	27	81.8	402	4	1	75t	144.4
9/24/18	vs. Pit.	50	30	60.0	411	3	3	51	81.3
11/11/18	vs. Was.	41	29	70.7	406	0	2	29	82.0

2005 GAME-BY-GAME STATS (ST. LOUIS)

DATE	OPPONENT	P/S	ATT	CMP	PCT	YDS	TD	INT	LG	SK/YDS
09/11	at San Francisco					INACTIVE				
09/18	at Arizona					INACTIVE				
09/25	TENNESSEE					INACTIVE				
10/02	at N.Y. Giants					INACTIVE				
10/09	SEATTLE					INACTIVE				
10/17	at Indianapolis					INACTIVE				
10/23	NEW ORLEANS					INACTIVE				
10/30	JACKSONVILLE					INACTIVE				
11/13	at Seattle					INACTIVE				
11/20	ARIZONA					INACTIVE				
11/27	at Houston	1/0	30	19	63.3	310	3	1	56t	5/22
12/04	WASHINGTON	1/1	36	21	58.3	163	0	1	19	3/21
12/11	at Minnesota	1/1	45	26	57.8	235	0	5	20	1/6
12/18	PHILADELPHIA	1/1	24	10	41.7	69	1	1	13	0/0
12/24	SAN FRANCISCO					DID NOT PLAY				
01/01	at Dallas					DID NOT PLAY				
2005 TOTALS		4/3	135	76	56.3	777	4	8	56t	9/49

2006 GAME-BY-GAME STATS (ST. LOUIS)

DATE	OPPONENT	P/S	ATT	CMP	PCT	YDS	TD	INT	LG	SK/YDS
09/10	DENVER					INACTIVE				
09/17	at San Francisco					INACTIVE				
09/24	at Arizona					INACTIVE				
10/01	DETROIT					INACTIVE				
10/08	at Green Bay					INACTIVE				
10/15	SEATTLE					INACTIVE				
10/29	at San Diego					INACTIVE				
11/05	KANSAS CITY					INACTIVE				
11/12	at Seattle					INACTIVE				
11/19	at Carolina					INACTIVE				
11/26	SAN FRANCISCO					INACTIVE				
12/03	ARIZONA					INACTIVE				
12/11	CHICAGO					INACTIVE				
12/17	at Oakland					INACTIVE				
12/24	WASHINGTON					INACTIVE				
12/31	at Minnesota	1/0	0	0	0.0	0	0	0	-	0/0
2006 TOTALS		1/0	0	0	0.0	0	0	0	-	0/0

2007 GAME-BY-GAME STATS (CINCINNATI)

DATE	OPPONENT	P/S	ATT	CMP	PCT	YDS	TD	INT	LG	SK/YDS
09/10	BALTIMORE	1/0	0	0	0.0	0	0	0	-	0/0
09/16	at Cleveland					DID NOT PLAY				
09/23	at Seattle					DID NOT PLAY				
10/01	NEW ENGLAND					DID NOT PLAY				
10/14	at Kansas City					DID NOT PLAY				
10/21	N.Y. JETS					DID NOT PLAY				
10/28	PITTSBURGH					DID NOT PLAY				
11/04	at Buffalo					DID NOT PLAY				
11/11	at Baltimore					DID NOT PLAY				
11/18	ARIZONA					DID NOT PLAY				
11/25	TENNESSEE					DID NOT PLAY				
12/02	at Pittsburgh					DID NOT PLAY				
12/09	ST. LOUIS					DID NOT PLAY				
12/15	at San Francisco					DID NOT PLAY				
12/23	CLEVELAND					DID NOT PLAY				
12/30	at Miami					DID NOT PLAY				
2007 TOTALS		1/0	0	0	0.0	0	0	0	-	0/0

2008 GAME-BY-GAME STATS (CINCINNATI)

DATE	OPPONENT	P/S	ATT	CMP	PCT	YDS	TD	INT	LG	SK/YDS
09/07	at Baltimore					DID NOT PLAY				
09/14	TENNESSEE	1/0	0	0	0.0	0	0	0	-	0/0
09/21	at N.Y. Giants					DID NOT PLAY				
09/28	CLEVELAND	1/1	35	21	60.0	156	1	3	22	3/14
10/05	at Dallas					DID NOT PLAY				
10/12	at N.Y. Jets	1/1	33	20	60.6	152	0	0	16	5/24
10/19	PITTSBURGH	1/1	35	21	60.0	164	1	0	19	7/47
10/26	at Houston	1/1	32	20	62.5	155	0	2	14	2/7
11/02	JACKSONVILLE	1/1	31	21	67.7	162	2	1	22	2/9
11/16	PHILADELPHIA	1/1	44	29	65.9	261	1	0	26t	8/35
11/20	at Pittsburgh	1/1	37	20	54.1	168	1	1	31	1/3
11/30	BALTIMORE	1/1	31	12	38.7	124	0	0	46	3/22
12/07	at Indianapolis	1/1	26	18	69.2	170	0	2	26	4/23
12/14	WASHINGTON	1/1	29	16	55.2	209	1	0	79	2/5
12/21	at Cleveland	1/1	9	5	55.6	55	1	0	20t	0/0
12/28	KANSAS CITY	1/1	30	18	60.0	129	0	0	16	1/4
2008 TOTALS		13/12	372	221	59.4	1905	8	9	79	38/193

2009 GAME-BY-GAME STATS (BUFFALO)

DATE	OPPONENT	P/S	ATT	CMP	PCT	YDS	TD	INT	LG	SK/YDS
09/14	at New England					DID NOT PLAY				
09/20	TAMPA BAY					DID NOT PLAY				
09/27	NEW ORLEANS					DID NOT PLAY				
10/04	at Miami					DID NOT PLAY				
10/11	CLEVELAND					DID NOT PLAY				
10/18	at N.Y. Jets	1/0	25	10	40.0	116	1	1	37t	0/0
10/25	at Carolina	1/1	22	11	50.0	123	1	0	50	2/9
11/01	HOUSTON	1/1	23	15	65.2	117	0	2	24	2/10
11/15	at Tennessee	1/0	7	2	28.6	6	0	1	5	0/0
11/22	at Jacksonville	1/1	31	18	58.1	297	1	2	98t	2/7
11/29	MIAMI	1/1	26	17	65.4	246	1	1	51t	6/39
12/03	N.Y. JETS	1/1	23	9	39.1	98	0	1	38	3/27
12/13	at Kansas City	1/1	20	12	60.0	86	1	1	17	2/13
12/20	NEW ENGLAND	1/1	25	17	68.0	178	1	1	29	4/22
12/27	at Atlanta					INACTIVE				
01/03	INDIANAPOLIS	1/1	25	16	64.0	155	3	0	41t	0/0
2009 TOTALS		10/8	227	127	55.9	1422	9	10	98t	21/127

2010 GAME-BY-GAME STATS (BUFFALO)

DATE	OPPONENT	P/S	ATT	CMP	PCT	YDS	TD	INT	LG	SK/YDS
09/12	MIAMI					DID NOT PLAY				
09/19	at Green Bay					DID NOT PLAY				
09/26	at New England	1/1	28	20	71.4	247	2	2	37t	1/7
10/03	N.Y. JETS	1/1	27	12	44.4	128	2	0	37	3/19
10/10	JACKSONVILLE	1/1	30	20	66.7	220	3	0	45t	3/24
10/24	at Baltimore	1/1	43	29	67.4	382	4	2	43	1/0
10/31	at Kansas City	1/1	48	24	50.0	223	1	1	37	3/32
11/07	CHICAGO	1/1	51	31	60.8	299	1	2	45	1/5
11/14	DETROIT	1/1	24	12	50.0	146	1	0	43	1/7
11/21	at Cincinnati	1/1	34	21	61.8	316	4	2	54	1/8
11/28	PITTSBURGH	1/1	45	23	51.1	265	1	1	65t	2/10
12/05	at Minnesota	1/1	25	15	60.0	158	1	1	28	1/3
12/12	CLEVELAND	1/1	23	14	60.9	142	1	0	35	2/11
12/19	at Miami	1/1	26	16	61.5	223	2	1	29	2/12
12/26	NEW ENGLAND	1/1	37	18	48.6	251	0	3	41	3/7
01/02	at N.Y. Jets					INACTIVE				
2010 TOTALS		13/13	441	255	57.8	3000	23	15	65t	24/145

2011 GAME-BY-GAME STATS (BUFFALO)

DATE	OPPONENT	P/S	ATT	CMP	PCT	YDS	TD	INT	LG	SK/YDS
09/11	at Kansas City	1/1	25	17	68.0	208	4	0	35	1/7
09/18	OAKLAND	1/1	46	28	60.9	264	3	1	19	0/0
09/25	NEW ENGLAND	1/1	40	27	67.5	369	2	2	48	0/0
10/02	at Cincinnati	1/1	34	20	58.8	199	0	0	44	1/9
10/09	PHILADELPHIA	1/1	27	21	77.8	193	1	1	49	1/5
10/16	at N.Y. Giants	1/1	30	21	70.0	244	2	2	60t	3/25
10/30	WASHINGTON	1/1	27	21	77.8	262	2	1	46	2/10
11/06	N.Y. JETS	1/1	31	15	48.4	191	1	2	52	0/0
11/13	at Dallas	1/1	31	20	64.5	146	1	3	21	1/10
11/20	at Miami	1/1	39	20	51.3	209	0	2	31	2/11
11/27	at N.Y. Jets	1/1	39	26	66.7	264	3	0	36t	3/14
12/04	TENNESSEE	1/1	46	29	63.0	288	1	0	29	1/6
12/11	at San Diego	1/1	34	13	38.2	176	0	2	53	1/10
12/18	MIAMI	1/1	47	31	66.0	316	2	3	28	3/25
12/24	DENVER	1/1	27	15	55.6	196	0	0	55	1/5
101/01	at New England	1/1	46	29	63.0	307	2	4	29	2/11
2011 TOTALS		16/16	569	353	62.0	3832	24	23	60t	22/148

2012 GAME-BY-GAME STATS (BUFFALO)

DATE	OPPONENT	P/S	ATT	CMP	PCT	YDS	TD	INT	LG	SK/YDS
09/09	at N.Y. Jets	1/1	32	18	56.3	195	3	3	30	0/0
09/16	KANSAS CITY	1/1	19	10	52.6	178	2	0	49t	0/0
09/23	at Cleveland	1/1	35	22	62.9	208	3	0	32t	1/2
09/30	NEW ENGLAND	1/1	39	22	56.4	350	4	4	68t	3/10
10/07	at San Francisco	1/1	26	16	61.5	126	0	1	20	1/11
10/14	at Arizona	1/1	32	18	56.3	153	0	0	23	2/12
10/21	TENNESSEE	1/1	35	27	77.1	225	3	1	27t	1/9
11/04	at Houston	1/1	38	25	65.8	239	0	0	28	4/9
11/11	at New England	1/1	40	27	67.5	337	2	1	25	3/18
11/15	MIAMI	1/1	27	17	63.0	168	0	0	24	3/7
11/25	at Indianapolis	1/1	33	17	51.5	180	1	1	63	2/11
12/02	JACKSONVILLE	1/1	17	9	52.9	112	2	1	51	0/0
12/09	ST. LOUIS	1/1	33	25	75.8	247	1	1	34	5/27
12/16	SEATTLE	1/1	38	21	55.3	217	1	2	25	3/32
12/23	at Miami	1/1	35	20	57.1	240	1	1	41	2/13
12/30	N.Y. JETS	1/1	26	12	46.2	225	1	0	66t	0/0
2012 TOTALS		16/16	505	306	60.6	3400	24	16	68t	30/161

2013 GAME-BY-GAME STATS (TENNESSEE)

DATE	OPPONENT	P/S	ATT	CMP	PCT	YDS	TD	INT	LG	SK/YDS
09/08	at Pittsburgh									
09/15	at Houston									
09/22	SAN DIEGO									
09/29	N.Y. JETS	1/0	8	3	37.5	108	1	0	77t	0/0
10/06	KANSAS CITY	1/1	41	21	51.2	247	1	2	49t	3/13
10/13	at Seattle	1/1	29	17	58.6	171	0	2	32	3/14
10/20	SAN FRANCISCO									
11/03	at St. Louis									
11/10	JACKSONVILLE	1/0	33	22	66.7	264	2	0	40	1/9
11/14	INDIANAPOLIS	1/1	28	22	78.6	222	1	0	42	2/4
11/24	at Oakland	1/1	42	30	71.4	320	2	0	54t	2/8
12/01	at Indianapolis	1/1	37	21	56.8	201	1	3	35	1/16
12/08	at Denver	1/1	24	13	54.2	172	1	1	57	2/14
12/15	ARIZONA	1/1	58	36	62.1	402	4	2	33	3/8
12/22	at Jacksonville	1/1	26	17	65.4	181	1	1	30t	3/17
12/29	HOUSTON	1/1	24	15	62.5	166	0	1	34	1/6
2013 TOTALS		11/9	350	217	62.0	2454	14	12	77t	21/109

2014 GAME-BY-GAME STATS (HOUSTON)

DATE	OPPONENT	P/S	ATT	CMP	PCT	YDS	TD	INT	LG	SK/YDS
09/07	WASHINGTON	1/1	22	14	63.6	206	1	0	76t	0/0
09/14	at Oakland	1/1	19	14	73.7	139	2	0	26	0/0
09/21	at N.Y. Giants	1/1	34	20	58.8	289	1	3	49	2/7
09/28	BUFFALO	1/1	37	25	67.6	268	1	2	35t	3/4
10/05	at Dallas	1/1	25	16	64.0	154	0	1	20	0/0
10/09	INDIANAPOLIS	1/1	23	15	65.2	212	1	0	40	5/16
10/20	at Pittsburgh	1/1	32	21	65.6	262	2	1	32	1/1
10/26	at Tennessee	1/1	35	19	54.3	227	1	0	23	5/34
11/02	PHILADELPHIA	1/1	27	13	48.1	203	2	1	56t	4/21
11/16	at Cleveland					DID NOT PLAY				
11/23	CINCINNATI					DID NOT PLAY				
11/30	TENNESSEE	1/1	33	24	72.7	358	6	0	58t	0/0
12/07	at Jacksonville	1/1	27	13	68.4	135	0	0	28	1/0
12/14	at Indianapolis	1/1	19	13	68.4	135	0	0	28	1/0
12/21	BALTIMORE					INJURED RESERVE				
12/28	JACKSONVILLE					INJURED RESERVE				
2014 TOTALS		12/12	312	197	63.1	2483	17	8	76t	21/83

2015 GAME-BY-GAME STATS (N.Y. JETS)

DATE	OPPONENT	P/S	ATT	CMP	PCT	YDS	TD	INT	LG	SK/YDS
09/13	CLEVELAND	1/1	24	15	62.5	179	2	1	43	0/0
09/21	at Indianapolis	1/1	34	22	64.7	244	2	1	42	1/1
09/27	PHILADELPHIA	1/1	58	35	60.3	283	2	3	26	1/7
10/04	at Miami	1/1	29	16	55.2	218	1	1	58	0/0
10/18	WASHINGTON	1/1	26	19	73.1	253	2	1	35t	0/0
10/25	at New England	1/1	39	22	56.4	295	2	0	29	2/12
11/01	at Oakland	1/1	5	4	80.0	46	0	0	25	0/0
11/08	JACKSONVILLE	1/1	34	21	61.8	272	2	0	44	2/11
11/12	BUFFALO	1/1	34	15	44.1	193	2	2	36	1/3
11/22	at Houston	1/1	39	19	48.7	216	1	2	25	3/19
11/29	MIAMI	1/1	37	22	59.5	277	4	0	47	1/3
12/06	at N.Y. Giants	1/1	50	36	72.0	390	2	0	28	3/17
12/13	TENNESSEE	1/1	36	21	58.3	263	3	0	69t	1/7
12/19	at Dallas	1/1	39	26	66.7	299	1	1	43	2/0
12/27	NEW ENGLAND	1/1	41	26	63.4	296	3	0	48	1/11
01/03	at Buffalo	1/1	37	16	43.2	181	2	3	41	1/3
2015 TOTALS		16/16	562	335	59.6	3905	31	15	69t	19/94

2016 GAME-BY-GAME STATS (N.Y. JETS)

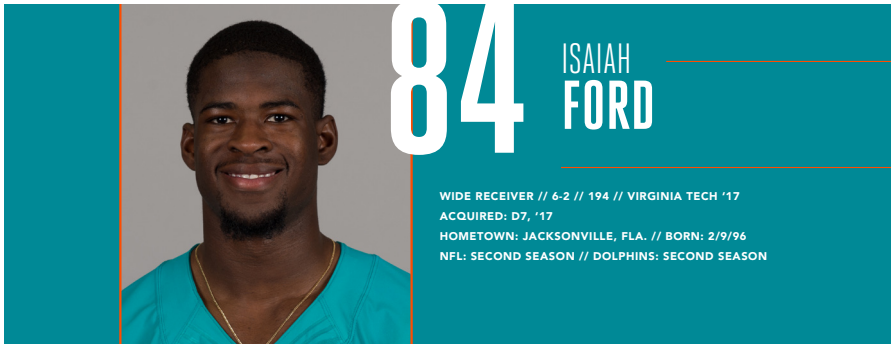
DATE	OPPONENT	P/S	ATT	CMP	PCT	YDS	TD	INT	LG	SK/YDS
09/11	CINCINNATI	1/1	35	19	54.3	189	2	1	24	1/1
09/15	at Buffalo	1/1	34	24	70.6	374	1	0	37	1/4
09/25	at Kansas City	1/1	44	20	45.5	188	0	6	31	0/0
10/02	SEATTLE	1/1	41	23	56.1	261	1	3	41	4/14
10/09	at Pittsburgh	1/1	38	25	65.8	255	1	0	19	3/11
10/17	at Arizona	1/1	31	16	51.6	174	0	1	36	0/0
10/23	BALTIMORE	1/0	14	9	64.3	120	1	0	31	2/15
10/30	at Cleveland	1/1	34	16	47.1	228	1	0	57	2/6
11/06	at Miami	1/1	27	16	59.3	194	1	2	27	3/22
11/13	L.A. RAMS					DID NOT PLAY				
11/27	NEW ENGLAND	1/1	32	22	68.8	269	2	0	40	1/0
12/05	INDIANAPOLIS	1/1	12	5	41.7	81	0	1	40	0/0
12/11	at San Francisco					DID NOT PLAY				
12/17	MIAMI	1/0	10	5	50.0	31	0	1	13	0/0
12/24	at New England	1/0	21	8	38.1	136	0	2	30	0/0
01/01	BUFFALO	1/1	30	20	66.7	210	2	0	51	1/8
2016 TOTALS		14/11	403	228	56.6	2710	12	17	57	19/81

2017 GAME-BY-GAME STATS (TAMPA BAY)

DATE	OPPONENT	P/S	ATT	CMP	PCT	YDS	TD	INT	LG	SK/YDS
09/17	CHICAGO	1/0	1	0	0.0	0	0	0	-	0/0
09/24	at Minnesota					DID NOT PLAY				
10/01	N.Y. GIANTS					DID NOT PLAY				
10/05	NEW ENGLAND					DID NOT PLAY				
10/15	at Arizona	1/0	32	22	68.8	290	3	2	41	2/7
10/22	at Buffalo					DID NOT PLAY				
10/29	CAROLINA					DID NOT PLAY				
11/05	at New Orleans	1/0	15	8	53.3	68	1	0	15	2/10
11/12	N.Y. JETS	1/1	34	17	50.0	187	1	1	22	1/6
11/19	at Miami	1/1	37	22	59.5	275	2	0	29	1/7
11/26	at Atlanta	1/1	44	27	61.4	283	0	0	29	1/4
12/03	at Green Bay					DID NOT PLAY				
12/10	DETROIT					DID NOT PLAY				
12/18	ATLANTA					DID NOT PLAY				
12/24	at Carolina					DID NOT PLAY				
12/31	NEW ORLEANS					DID NOT PLAY				
2017 TOTALS		6/3	163	96	58.9	1103	7	3	41	7/34

2018 GAME-BY-GAME STATS (TAMPA BAY)

DATE	OPPONENT	P/S	ATT	CMP	PCT	YDS	TD	INT	LG	SK/YDS
09/09	at New Orleans	1/1	28	21	75.0	417	4	0	58t	0/0
09/16	PHILADELPHIA	1/1	33	27	81.8	402	4	1	75t	2/9
09/24	PITTSBURGH	1/1	50	30	60.0	411	3	3	51	3/19
09/30	at Chicago	1/1	18	9	50.0	126	0	1	48	2/9
10/14	at Atlanta					DID NOT PLAY				
10/21	CLEVELAND					DID NOT PLAY				
10/28	at Cincinnati	1/0	15	11	73.3	194	2	0	72t	1/0
11/04	at Carolina	1/1	40	24	60.0	243	4	2	31	3/24
11/11	WASHINGTON	1/1	41	29	70.7	406	0	2	29	2/8
11/18	at N.Y. Giants	1/1	21	13	61.9	167	0	3	39	1/7
11/25	SAN FRANCISCO					DID NOT PLAY				
12/02	CAROLINA					DID NOT PLAY				
12/09	NEW ORLEANS					DID NOT PLAY				
12/16	at Baltimore					DID NOT PLAY				
12/23	at Dallas					INACTIVE				
12/30	ATLANTA					INACTIVE				
2018 TOTALS		8/7	246	164	66.7	2366	17	12	75t	14/76



84

ISAAH FORD

WIDE RECEIVER // 6-2 // 194 // VIRGINIA TECH '17
 ACQUIRED: D7, '17
 HOMETOWN: JACKSONVILLE, FLA. // BORN: 2/9/96
 NFL: SECOND SEASON // DOLPHINS: SECOND SEASON

NFL CAREER

TRANSACTIONS:

- Promoted from Miami's practice squad on Nov. 28, 2018.
- Signed to Miami's practice squad on Sept. 3, 2018
- Waived by Miami on Sept. 1, 2018.
- 7th-round pick (237th overall) by Miami in the 2017 NFL draft.

CAREER HIGHLIGHTS:

- Played in 1 game.

2018 (MIAMI):

- Played in 1 game.
- Inactive for 4 games.
- Promoted from Miami's practice squad on Nov. 28.

VS. BUFFALO (12/2):

- Played 13 offensive snaps.
- Made NFL debut.

2017 (MIAMI):

- Missed the entire season after being placed on injured reserve on Aug. 19.

BEFORE THE NFL

COLLEGE (VIRGINIA TECH):

- 3-year starter (2014-16).

CAREER: Played in 40 games with 37 starts; 210 receptions for 2,967 yards (14.1 avg.) and 24 TDs.

- Left school as the only player in ACC history to hold sole possession of his school's career

records for receptions, receiving yards and receiving TDs.

JUNIOR (2016): Started all 14 games; 79 receptions for 1,094 yards (13.9 avg.) and 7 TDs; 6 carries for 33 yards (5.5 avg.).

- His 79 receptions were a single-season school record.
- Consensus 2nd-team All-ACC.

SOPHOMORE (2015): Played in all 13 games with 12 starts; 75 receptions for 1,164 yards (15.5 avg.) and 11 TDs; 7 carries for 51 yards (7.3 avg.).

- His 1,164 receiving yards and 11 TD receptions were single-season school records.
- 1st-team All-ACC.

TRUE FRESHMAN (2014): Played in all 13 games with 11 starts; 56 receptions for 709 yards (12.7 avg.) and 6 TDs; 4 carries for 0 yards.

- His 56 receptions and 709 receiving yards led the team.
- Honorable mention All-ACC.

HIGH SCHOOL (TRINITY CHRISTIAN ACADEMY – JACKSONVILLE, FLA.)

- Also played basketball, averaging 37 points per game as a senior and earning 1st-team All-First Coast honors.

SENIOR (2013): 717 receiving yards and 12 receiving TDs; 401 rushing yards and 4 rushing TDs; 1 TD pass.

- All-state.

OFF THE FIELD

PERSONAL:

- **MAJOR:** Human development.

ISAAH FORD'S NFL REGULAR SEASON STATS

YEAR	TEAM	GP	GS	RECEIVING				RUSHING					
				REC	YDS	AVG	LG	TD	ATT	YDS	AVG	LG	TD
2017	MIAMI			INJURED RESERVE									
2018	MIAMI	1	0	0	0	0.0	-	0	0	0	0.0	-	0
NFL TOTALS		1	0	0	0	0.0	-	0	0	0	0.0	-	0



61

KYLE FULLER

CENTER/GUARD // 6-5 // 320 // BAYLOR '17
ACQUIRED: FA, '19
HOMETOWN: WYLIE, TEXAS // BORN: 3/4/94
NFL: SECOND SEASON // DOLPHINS: FIRST SEASON

NFL CAREER

TRANSACTIONS:

- Signed by Miami on May 16, 2019.
- Waived by Washington on April 30, 2019.
- Signed by Washington on Dec. 11, 2018.
- Signed to Houston's practice squad on Sept. 2, 2018.
- Waived by Houston on Sept. 1, 2018.
- 7th-round pick (243rd overall) by Houston in the 2017 NFL draft.

CAREER HIGHLIGHTS:

- Played in 11 career games with 2 starts.

2018 (HOUSTON/WASHINGTON):

- Played in 2 games for Washington.
- Inactive for 1 game for Washington.
- Signed by Washington from Houston's practice squad on Dec. 11.
- Spent 14 weeks on Houston's practice squad.

AT TENNESSEE (12/22):

- Played 33 snaps at guard.
- Blocked for RB Adrian Peterson, who had 26 carries for 119 yards (4.6 avg.).

2017 (HOUSTON):

- Played in 9 games with 2 starts.
- Inactive for 7 games.

AT CINCINNATI (9/14):

- Started as a 3rd offensive tackle.
- Made his NFL debut and 1st NFL start.
- Blocked for a running game that had 35 carries for 168 yards (4.8 avg.) and 1 TD.

VS. PITTSBURGH (12/25):

- Played 17 snaps at guard.
- Blocked for a running game that had 28 carries for 176 yards (6.3 avg.).

AT INDIANAPOLIS (12/31): Started at tight end.

BEFORE THE NFL

COLLEGE (BAYLOR):

- 4-year letterman (2013-16) and 3-year starter.

CAREER:

- Played in 52 games with 39 starts at center.

- Started 39 consecutive games to finish his career.

SENIOR (2016):

- Started all 13 games at center.
- 1st-team All-Big 12.
- Blocked for an offense that led the Big 12 in rushing offense (241.8 yards per game).

JUNIOR (2015):

- Started all 13 games at center.
- 2nd-team All-Big 12.
- Blocked for an offense that led the Big 12 and ranked 2nd in the nation in rushing offense (326.7 yards per game).

- Part of an offensive line unit that led the Big 12 with 1.15 sacks allowed per game.

SOPHOMORE (2014):

- Started all 13 games at center.
- Honorable mention All-Big 12.
- Blocked for an offense that ranked 2nd in the Big 12 in rushing offense (215.5 yards per game).

REDSHIRT FRESHMAN (2013):

- Played in 4 games.
- Redshirted in 2012.

HIGH SCHOOL (WYLIE HS – WYLIE, TEXAS)

SENIOR (2011):

- 1st-team all-district.
- 2nd-team all-area.

OFF THE FIELD

PERSONAL:

- **MAJOR:** Communication studies.

KYLE FULLER'S NFL REGULAR SEASON STATS

GAMES/STARTS: (Houston) 2017: 9/2, (Washington) 2018: 2/0

NFL TOTALS: 11/2



37

MYLES GASKIN

RUNNING BACK // 5-10 // 200 // WASHINGTON '19
ACQUIRED: D7B, '19
HOMETOWN: LYNNWOOD, WASH. // BORN: 2/15/97
NFL: ROOKIE SEASON // DOLPHINS: ROOKIE SEASON

BEFORE THE NFL

COLLEGE (WASHINGTON):

- 4-year starter (2015-18).

CAREER: Played in 52 games with 40 starts; 945 carries for 5,323 yards (5.6 avg.) and 57 TDs; 65 receptions for 465 yards (7.2 avg.) and 5 TDs; 6 kickoff returns for 90 yards (15.0 avg.); 1-of-1 passing for 2 yards and 1 TD.

- Finished his career as Washington's all-time leader in rushing yards (5,323), rushing TDs (57) and total TDs (62).

- His 5,323 rushing yards and 57 rushing TDs are both 3rd in Pac-12 history.

- Became the 1st player in Pac-12 history to record 1,000 rushing yards in 4 seasons.

- Became the 2nd player in FBS history to record 1,200 rushing yards in 4 seasons.

SENIOR (2018): Started 12 games; 259 carries for 1,268 yards (4.9 avg.) and 12 TDs; 21 receptions for 77 yards (3.7 avg.) and 1 TD; 4 kickoff returns for 74 yards (18.5 avg.); 1-of-1 passing for 2 yards and 1 TD.

- 2nd-team All-Pac-12.
- His 1,268 rushing yards were 4th in the Pac-12.
- His 12 rushing TDs were tied for 2nd in the Pac-12.

JUNIOR (2017): Played in all 13 games with 11 starts; 222 carries for 1,380 yards (6.2 avg.) and 21 TDs; 19 receptions for 232 yards (12.2 avg.) and 3 TDs; 1 kickoff return for 5 yards.

- 2nd-team All-Pac-12.
- His 21 rushing TDs led the Pac-12.

SOPHOMORE (2016): Played in all 14 games with 11 starts; 237 carries for 1,373 yards (5.8 avg.) and 10 TDs; 19 receptions for 137 yards (7.2 avg.) and 1 TD.

- 1st-team All-Pac-12.
 - His 1,373 rushing yards ranked 3rd in the Pac-12.
- TRUE FRESHMAN (2015):** Played in all 13 games with 6 starts; 227 carries for 1,302 yards (5.7 avg.) and 14 TDs; 6 receptions for 19 yards (3.2 avg.); 1 kickoff return for 11 yards.
- Freshman All-American.
 - Honorable mention All-Pac-12.
 - His 14 rushing TDs were 3rd in the Pac-12.
 - His 1,302 rushing yards were 4th in the Pac-12.
 - Became the 1st true freshman in school history to rush for 1,000 yards.

HIGH SCHOOL (O'DEA HS – SEATTLE, WASH.)

- Played running back, safety and outside linebacker.
- Also lettered in track.
- Won state title in 100-meters in 2015.

SENIOR (2014): 109 carries for 1,567 yards (14.4 avg.) and 25 TDs.

- 1st-team all-state at running back.
- 2nd-team all-state at all-purpose/returner.
- 1st-team all-region.
- 1st-team all-area.
- 1st-team all-metro at running back and safety.

JUNIOR (2013): Rushed for over 2,000 yards.

- 1st-team all-area.
- 1st-team all-league.

SOPHOMORE (2012):

- 1st-team all-metro at running back and outside linebacker.

OFF THE FIELD

PERSONAL:

- **MAJOR:** American ethnic studies.

MYLES GASKIN'S COLLEGE STATS

YEAR	TEAM	GP	GS	RUSHING					RECEIVING				
				ATT	YDS	AVG	LG	TD	REC	YDS	AVG	LG	TD
2015	WASHINGTON	13	6	227	1302	5.7	86	14	6	19	3.2	8	0
2016	WASHINGTON	14	11	237	1373	5.8	68	10	19	137	7.2	24	1
2017	WASHINGTON	13	11	222	1380	6.2	69	21	19	232	12.2	76	3
2018	WASHINGTON	12	12	259	1268	4.9	80	12	21	77	3.7	14	1
NCAA TOTALS		52	40	945	5323	5.6	86	57	65	465	7.2	76	5

ADDITIONAL STATS

Passing: 1-of-1 (100.0 pct.) for 2 yards and 1 TD in 2018.

Kickoff Returns: 1 for 11 yards in 2015, 1 for 5 yards in 2017 and 4 for 74 yards (18.5 avg.) in 2018 for total of 6 for 90 yards (15.0 avg.).



88

MIKE GESICKI

TIGHT END // 6-6 // 250 // PENN STATE '18
ACQUIRED: D2, '18
HOMETOWN: MANAHAWKIN, N.J. // BORN: 10/3/95
NFL: SECOND SEASON // DOLPHINS: SECOND SEASON

NFL CAREER

TRANSACTIONS:

- 2nd-round pick (42nd overall) by Miami in the 2018 NFL draft.

CAREER HIGHLIGHTS:

- Played in 16 career games with 7 starts.
- 22 receptions for 202 yards (9.2 avg.).
- His 22 receptions and 202 receiving yards in 2018 were 3rd in team history among rookie tight ends:

DOLPHINS ROOKIE TIGHT END RECEIVING LEADERS

PLAYER	YEAR	REC	YDS	AVG
1. Ferrell Edmunds	1988	33	575	17.4
2. Randy McMichael	2002	39	485	12.4
3. MIKE GESICKI	2018	22	202	9.2
4. Joe Rose	1980	13	149	11.5
5. Donald Lee	2003	7	110	15.7

2018 (MIAMI):

- Played in all 16 games with 7 starts.
- 22 receptions for 202 yards (9.2 avg.).
- His 22 receptions and 202 receiving yards were 3rd in team history among rookie tight ends.

VS. TENNESSEE (9/9): 1 reception for 11 yards (11.0 avg.).

- Caught an 11-yard pass from QB Ryan Tannehill for his first career reception.
- Made NFL debut.

VS. OAKLAND (9/23): 3 receptions for 31 yards (10.3 avg.).

VS. DETROIT (10/21): 3 receptions for 44 yards (14.7 avg.).

BEFORE THE NFL

COLLEGE (PENN STATE):

- 4-year letterman (2014-17) and 3-year starter.

CAREER: Played in 51 games with 36 starts; 129 receptions for 1,481 yards (11.5 avg.) and 15 TDs.

- Finished his career with at least 1 reception in 27 straight games.
- His 129 receptions were 9th overall in Penn State history and the most among tight ends.
- His 1,481 receiving yards were the most in Penn State history by a tight end and 17th by a player at any position.
- His 15 receiving TDs were the most in Penn State

history by a tight end and 9th by a player at any position.

SENIOR (2017): Started all 13 games; 57 receptions for 563 yards (9.9 avg.) and 9 TDs.

- 2nd-team All-American.
- 1st-team All-Big Ten.
- Finalist for the John Mackey Award (nation's top tight end).
- His 9 receiving TDs were 3rd in the Big Ten and the most by a tight end in Penn State history.
- His 4.4 receptions per game were 6th in the Big Ten.
- Finished 3rd in receptions (57), 4th in receiving TDs (9) and 5th in receiving yards (563) among FBS tight ends.
- Caught a TD pass in 5 straight games.

JUNIOR (2016): Started all 14 games; 48 receptions for 679 yards (14.2 avg.) and 5 TDs.

- 3rd-team All-American.
- 2nd-team All-Big Ten.
- His 48 receptions led the Big Ten and were 7th nationally among tight ends.
- His 679 receiving yards led all Big Ten tight ends, were 7th nationally at the position and set a single-season tight end school record.

SOPHOMORE (2015): Played in 11 games with 8 starts; 13 receptions for 125 yards (9.6 avg.) and 1 TD.

TRUE FRESHMAN (2014): Played in all 13 games with 1 start; 11 receptions for 114 yards (10.4 avg.).

- Big Ten All-Freshman Team.

HIGH SCHOOL (SOUTHERN REGIONAL HS – MANAHAWKIN, N.J.)

- Became the school's all-time leading receiver with 103 receptions for 1,817 yards (17.6 avg.) and 16 TDs.
- Also played basketball and volleyball.
- Became the school's all-time leading scorer in basketball with 1,867 points.
- Won the state's 2014 dunk contest.
- Helped his school win a state title in basketball.

SENIOR (2013): 33 receptions for 530 yards (16.1 avg.) and 4 TDs.

- All-American.
- All-state.

JUNIOR (2012): 50 receptions for 954 yards (19.1 avg.) and 9 TDs.

- Helped his team finish as state runner-ups.
- SOPHOMORE (2011):** 16 receptions for 276 yards (17.3 avg.) and 3 TDs.

OFF THE FIELD

PERSONAL:

- **PRONUNCIATION:** Last name is pronounced guh-sick-EE.
- **MAJOR:** Advertising and public relations.

MIKE GESICKI'S NFL REGULAR SEASON STATS

YEAR	TEAM	GP	GS	RECEIVING					RUSHING				
				REC	YDS	AVG	LG	TD	ATT	YDS	AVG	LG	TD
2018	MIAMI	16	7	22	202	9.2	27	0	0	0	0.0	0	0
NFL TOTALS		16	7	22	202	9.2	27	0	0	0	0.0	0	0

ADDITIONAL STATS

Miscellaneous Tackles: 1 in 2018.

SINGLE-GAME CAREER HIGHS

Receptions: 4 at Houston, 10/25/18
Receiving Yards: 44 vs. Detroit, 10/21/18
Longest Reception: 27 vs. Detroit, 10/21/18

2018 GAME-BY-GAME STATS (MIAMI)

DATE	OPPONENT	P/S	REC	YDS	AVG	LG	TD
09/09	TENNESSEE	1/1	1	11	11.0	11	0
09/16	at N.Y. Jets	1/0	0	0	0.0	-	0
09/23	OAKLAND	1/0	3	31	10.3	19	0
09/30	at New England	1/0	1	9	9.0	9	0
10/07	at Cincinnati	1/1	3	26	8.7	16	0
10/14	CHICAGO	1/0	1	11	11.0	11	0
10/21	DETROIT	1/0	3	44	14.7	27	0
10/25	at Houston	1/1	4	14	3.5	10	0
11/04	N.Y. JETS	1/0	0	0	0.0	-	0
11/11	at Green Bay	1/0	1	5	5.0	5	0
11/25	at Indianapolis	1/1	1	5	5.0	5	0
12/02	BUFFALO	1/0	0	0	0.0	-	0
12/09	NEW ENGLAND	1/1	0	0	0.0	-	0
12/16	at Minnesota	1/1	2	23	11.5	14	0
12/23	JACKSONVILLE	1/0	1	5	5.0	5	0
12/30	at Buffalo	1/1	1	18	18.0	18	0
2018 TOTALS		16/7	22	202	9.2	27	0



56

DAVON GODCHAUX

DEFENSIVE TACKLE // 6-3 // 311 // LSU '17
ACQUIRED: D5B, '17
HOMETOWN: PLAQUEMINE, LA. // BORN: 11/11/94
NFL: THIRD SEASON // DOLPHINS: THIRD SEASON

NFL CAREER

TRANSACTIONS:

- 5th-round pick (178th overall) by Miami in the 2017 NFL draft.

CAREER HIGHLIGHTS:

- Played in 31 career games with 21 starts.
- 88 tackles (57 solo), 1 sack, 1 pass defended and 1 forced fumble.
- Is 1 of just 8 NFL DTs to miss 1 or fewer games since 2017.
- His 40 tackles in 2017 were 3rd in the NFL among rookie defensive linemen that season:

2017 LEADING TACKLERS (ROOKIE DEFENSIVE LINEMEN)

PLAYER	TEAM	TOT	SOLO	ASST
1. Dalvin Tomlinson	N.Y. Giants	50	30	20
2. Solomon Thomas	SF	41	34	7
3. DAVON GODCHAUX	MIAMI	40	26	14
4. Larry Ogunjobi	Cleveland	32	17	15
5. Myles Garrett	Cleveland	31	19	12

2018 (MIAMI):

- Started all 16 games.
- 48 tackles (31 solo) and 1 sack.

VS. OAKLAND (9/23):

- Stuffed FB Keith Smith on fourth-and-1 at Miami's 1 yard line to prevent an Oakland touchdown.

AT MINNESOTA (12/16):

- 3 tackles (1 solo) and 1 sack.
- Sacked QB Kirk Cousins for a loss of 8 yards on third-and-4 in the 4th quarter.
- It was his 1st career sack.

AT BUFFALO (12/30):

- 6 tackles (5 solo).

2017 (MIAMI):

- Played in 15 games with 5 starts.
- Inactive for 1 game.
- 40 tackles (26 solo), 1 forced fumble and 1 pass defended.
- His 40 tackles were 3rd in the NFL among rookie defensive linemen that season.

AT L.A. CHARGERS (9/17):

- 2 tackles (1 solo).
- Made NFL debut.

VS. TENNESSEE (10/8):

- 2 solo tackles and 1 forced fumble.
- Forced a RB DeMarco Murray fumble that was recovered by S Reshad Jones at the Tennessee 42-yard line in the 1st quarter.

VS. OAKLAND (11/5):

- 5 tackles (4 solo) and 1 pass defended.
- Broke up a QB Derek Carr pass intended for RB Jalen Richard.

BEFORE THE NFL

COLLEGE (LSU):

- 3-year starter (2014-16).

CAREER:

Played in 37 games with 34 starts; 145 tackles (51 solo), 12.5 sacks, 2 passes defended and 2 forced fumbles.

- Finished his career with 33 consecutive starts.

JUNIOR (2016):

Started all 12 games; 62 tackles (24 solo), 6.5 sacks and 1 pass defended.

- His 6.5 sacks were 2nd on the team.

SOPHOMORE (2015):

Started all 12 games; 41 tackles (12 solo), 6 sacks, 1 pass defended and 1 forced fumble.

- His 6 sacks were 2nd on the team.

TRUE FRESHMAN (2014):

Played in all 13 games with 10 starts; 42 tackles (15 solo) and 1 forced fumble.

- Started the final 9 games of the season.

HIGH SCHOOL (PLAQUEMINE HS – PLAQUEMINE, LA.)

SENIOR (2013):

Had season cut short due to injury.

JUNIOR (2012):

60 tackles, 4.5 sacks.

- 1st-team all-state.

OFF THE FIELD

COMMUNITY:

- Participated in a number of Dolphins signature charity events, which includes youth football camps, girls flag football jamborees and the 2019 Dolphins Cancer Challenge bike ride and 5k.
- Hosted a youth football camp in his hometown in 2018.
- Hosted the 2018 ChauxDown Cook-off to help raise funds for childhood obesity.

PERSONAL:

- His hometown of Plaquemine honored him in 2017 by making May 9th Davon Godchaux Day.
- **PRONUNCIATION:** Name is pronounced duh-VAHN GOD-chaw.
- **MAJOR:** Sports management.

DAVON GODCHAUX'S NFL REGULAR SEASON STATS

YEAR	TEAM	GP	GS	TACKLES				INTERCEPTIONS					FUMBLES		
				TOT	SOLO	ASST	SK	YDS	INT	YDS	LG	TD	PD	FF	FR
2017	MIAMI	15	5	40	26	14	0.0	0.0	0	0	0	0	1	1	0
2018	MIAMI	16	16	48	31	17	1.0	8.0	0	0	0	0	0	0	0
NFL TOTALS		31	21	88	57	31	1.0	8.0	0	0	0	0	1	1	0

SINGLE-GAME CAREER HIGHS

Tackles: 6 3 times: last at Buffalo, 12/30/18

Passes Defensed: 1 vs. Oakland, 11/5/17

Sacks: 1 at Minnesota, 12/16/18

Forced Fumbles: 1 vs. Tennessee, 10/8/17



NFL CAREER

TRANSACTIONS:

- 6th-round pick (186th overall) by Miami in the 2016 NFL draft.

CAREER HONORS:

- AFC Special Teams Player of the Week (vs. Tennessee, 9/9/18).

CAREER HIGHLIGHTS:

- Played in 42 career games with 2 starts.
- 34 receptions for 471 yards (13.9 avg.) and 4 TDs.
- 5 carries for 18 yards (3.6 avg.).
- 58 kickoff returns for 1,453 yards (25.1 avg.) and 1 TD.
- 59 punt returns for 583 yards (9.9 avg.) and 2 TDs.
- Posted his 1st kickoff return TD (102 yards) vs. Tennessee on 9/9/18. It was the 2nd-longest kickoff return in franchise history.
- Joined RB Kenyan Drake in 2016 as the 2nd pair of Dolphins rookies to have a kickoff and punt returned for a TD in the same season. It was just the 4th time in NFL history two different rookies on the same team combined for a kickoff and punt return for TD in the same season.
- Was 1 of just 2 NFL players (Andre Roberts) to return 2 kicks for TDs - 1 punt and 1 kickoff in 2018.
- At the time of his injury in 2018, was leading the NFL with 535 kickoff return yards and 4th with 228 punt return yards.

2018 (MIAMI):

- Played in 10 games with 2 starts.
- Inactive for 1 game.
- Missed the rest of the season after being placed on injured reserve on Nov. 28.
- 21 receptions for 268 yards (12.8 avg.) and 2 TDs; 1 carry for 5 yards (5.0 avg.); 14 punt returns for 228 yards (16.3 avg.) and 1 TD; 18 kickoff returns for 535 yards (29.7 avg.) and 1 TD.
- Was 1 of just 2 NFL players (Andre Roberts) to return 2 kicks for TDs - 1 punt and 1 kickoff.
- At the time of his injury, was leading the NFL with 535 kickoff return yards and 4th with 228 punt return yards.

VS. TENNESSEE (9/9): 5 receptions for 38 yards (7.6 avg.); 1 punt return for -1 yards (-1.0 avg.); 2

kickoff returns for 125 yards (62.5 avg.) and 1 TD.

- Returned a kickoff 102 yards for a TD in the 4th quarter to give Miami a 17-10 lead. It was his 1st career kickoff return for a TD and the 2nd-longest in franchise history (Mercury Morris, 105t, 9/14/69 at Cincinnati).

VS. OAKLAND (9/23): 2 receptions for 70 yards (35.0 avg.) and 2 TDs; 4 kickoff returns for 105 yards (26.3 avg.).

- Scored on an 18-yard shovel pass from QB Ryan Tannehill in the 3rd quarter.
- Caught a 52-yard TD pass from WR Albert Wilson to put Miami ahead 21-17 with 7:18 remaining in the game.
- It was the first multi-TD game of his career.

AT CINCINNATI (10/7): 3 punt returns for 85 yards (28.3 avg.) and 1 TD; 3 kickoff returns for 89 yards (29.7 avg.).

- Returned a punt 71 yards for a TD in the 2nd quarter to extend Miami's lead 14-0. It was his 2nd career punt return for a TD.
- Became the 1st player in Dolphins history to score on a reception, kickoff return and punt return in the same season.
- Became the 2nd player in NFL history (Dante Hall, 2003) with a 100+ yard kickoff return touchdown, 70+ yard punt return touchdown and 50+ yard touchdown catch in the same season.

HONORS:

- AFC Special Teams Player of the Week (vs. Tennessee, 9/9).

2017 (MIAMI):

- Played in all 16 games.
- 13 receptions for 203 yards (15.6 avg.) and 2 TDs; 3 carries for 12 yards (4.0 avg.); 25 punt returns for 190 yards (7.6 avg.); 21 kickoff returns for 479 yards (22.8 avg.); 1 assisted special teams tackle.

AT N.Y. JETS (9/24): 1 reception for 12 yards.

- Reeled in his first NFL reception.

VS. NEW ENGLAND (12/11): 2 receptions for 42 yards (21.0 avg.) and 1 TD.

- Hauled in a 25-yard TD pass from QB Jay Cutler to give Miami a 20-10 lead.
- It was his first NFL TD reception.

AT KANSAS CITY (12/24): 4 receptions for 107 yards (26.8 avg.) and 1 TD.

- Scored on a 65-yard TD reception in the 2nd quarter from QB Jay Cutler.

- Totaled 101 receiving yards in the 1st half.
- It was the 1st 100-yard game of his career.

2016 (MIAMI):

- Played in all 16 games.
- 20 punt returns for 165 yards (8.3 avg.) and 1 TD; 19 kickoff returns for 439 yards (23.1 avg.); 1 carry for 1 yard; 1 solo special teams tackle.
- Joined RB Kenyan Drake as the 2nd pair of Dolphins rookies to have a kickoff and punt returned for a TD in the same season. It was just the 4th time in NFL history two different rookies on the same team combined for a kickoff and punt return for TD in the same season.

AT SEATTLE (9/11): 3 punt returns for 16 yards (5.3 avg.); 2 kickoff returns for 67 yards (33.5 avg.).

- Made his NFL debut.

VS. TENNESSEE (10/9): 1 punt return for 74 yards and 1 TD; 2 kickoff returns for 47 yards (23.5 avg.).

- His 74-yard TD was the 7th-longest punt return in team history and 3rd-longest by a rookie.

POSTSEASON:

AFC WILD CARD AT PITTSBURGH (1/8): 1 kickoff return for 18 yards.

BEFORE THE NFL

COLLEGE (TEXAS TECH):

- 4-year letterman (2012-15) and 3-year starter.

CAREER: Played in 50 games with 32 starts; 255 receptions for 3,289 yards (12.9 avg.) and 27 TDs; 33 carries for 199 yards (6.0 avg.) and 2 TDs; 87 kickoff returns for 2,169 yards (24.9 avg.) and 4 TDs.

- Left as the school's all-time leading receiver with 3,289 yards.

SENIOR (2015): Played in all 13 games with 10 starts; 90 receptions for 1,268 yards (14.1 avg.) and 10 TDs; 8 carries for 68 yards (8.5 avg.) and 2 TDs; 36 kickoff returns for 1,017 yards (26.1 avg.) and 2 TDs.

- His 181.0 all-purpose yards per game was 4th nationally, led the Big 12 and was a single-season school record.
- His 1,017 kickoff return yards were 4th nationally and led the Big 12.
- His 2 kickoff return TDs were 5th nationally and tied for the most in the Big 12.

- His 6.9 receptions per game were 2nd in the Big 12 and his 1,268 receiving yards were 4th.

- All-American as a kickoff returner/all-purpose player.
- 1st-team All-Big 12.

JUNIOR (2014): Played in all 12 games with 11 starts; 67 receptions for 938 yards (14.0 avg.) and 7 TDs; 5 carries for 35 yards (7.0 avg.); 23 kickoff returns for 515 yards (22.4 avg.).

- Led the team with 67 receptions and 938 receiving yards.
- Was the only Big 12 player with at least 900 receiving and 500 kickoff return yards.
- His 67 receptions were 4th in the Big 12.
- Honorable mention All-Big 12.

SOPHOMORE (2013): Played in 12 games with 8 starts; 65 receptions for 796 yards (12.2 avg.) and 7 TDs; 12 carries for 77 yards (6.4 avg.); 19 kickoff returns for 400 yards (21.1 avg.).

- His 65 receptions were 5th in the Big 12 and his 796 receiving yards were 6th.
- Honorable mention All-Big 12.

REDSHIRT FRESHMAN (2012): Played in all 13 games with 3 starts; 33 receptions for 287 yards (9.7 avg.) and 3 TDs; 8 carries for 19 yards (2.4 avg.); 6 kickoff returns for 237 yards (39.5 avg.) and 2 TDs.

- All-Big 12 Freshman Team.
- Redshirted in 2011.

HIGH SCHOOL (MESQUITE HS – MESQUITE, TEXAS)

- Also earned all-state honors in track and field.

SENIOR (2010): 79 receptions for 1,306 yards (16.5 avg.) and 13 TDs; 66 carries for 516 yards (7.8 avg.) and 9 TDs.

- All-state.
- All-area.

OFF THE FIELD

COMMUNITY:

- Supported the 2019 DCC bike ride by signing autographs for fans.
- Participated in the 2019 spring break youth football camp.

PERSONAL:

- **MAJOR:** Exercise and sport sciences.

JAKEEM GRANT'S NFL REGULAR SEASON STATS

YEAR	TEAM	GP	GS	RECEIVING					RUSHING				
				REC	YDS	AVG	LG	TD	ATT	YDS	AVG	LG	TD
2016	MIAMI	16	0	0	0	0.0	0	0	1	1	1.0	1	0
2017	MIAMI	16	0	13	203	15.6	65t	2	3	12	4.0	7	0
2018	MIAMI	10	2	21	268	12.8	52t	2	1	5	5.0	5	0
NFL TOTALS		42	2	34	471	13.9	65t	4	5	18	3.6	7	0

JAKEEM GRANT'S NFL REGULAR SEASON RETURNING STATS

YEAR	TEAM	KICKOFF RETURN					PUNT RETURN					
		KR	YDS	AVG	LG	TD	PR	FC	YDS	AVG	LG	TD
2016	MIAMI	19	439	23.1	45	0	20	3	165	8.3	74t	1
2017	MIAMI	21	479	22.8	31	0	25	11	190	7.6	27	0
2018	MIAMI	18	535	29.7	102t	1	14	6	228	16.3	71t	1
NFL TOTALS		58	1453	25.1	45	1	59	20	583	9.9	74t	2

JAKEEM GRANT'S NFL PLAYOFF STATS

YEAR	TEAM	GP	GS	RECEIVING					RUSHING					
				REC	YDS	AVG	LG	TD	ATT	YDS	AVG	LG	TD	
2016	MIAMI	1	0	0	0	0.0	0	0	0	0	0	0.0	0	0
PLAYOFF TOTALS		1	0	0	0	0.0	0	0	0	0	0	0.0	0	0

JAKEEM GRANT'S NFL PLAYOFF RETURNING STATS

YEAR	TEAM	KICKOFF RETURN					PUNT RETURN					
		KR	YDS	AVG	LG	TD	PR	FC	YDS	AVG	LG	TD
2016	MIAMI	1	18	18.0	18	0	0	0	0	0.0	-	0
NFL TOTALS		1	18	18.0	18	0	0	0	0	0.0	-	0

ADDITIONAL STATS

Special Teams Tackles: 1 in 2016, 1 in 2017 for total of 2.
Special Teams Fumble Recoveries: 3 in 2016 and 2 in 2017 for total of 5.
Miscellaneous Tackles: 1 in 2018.

SINGLE-GAME CAREER HIGHS

Receptions: 5 vs. Tennessee, 9/9/18
Receiving Yards: 107 at Kansas City, 12/24/17
Longest Reception: 65t at Kansas City, 12/24/17
Receiving TDs: 1 twice, last: at Kansas City, 12/24/17
Punt Returns: 4 vs. Denver, 12/3/17
Punt Return Yards: 85 at Cincinnati, 10/7/18
Longest Punt Return: 74t vs. Tennessee, 10/9/16
Punt Return TDs: 1 twice, last: at Cincinnati, 10/7/18
Kickoff Returns: 4 twice, last: at Green Bay, 11/11/18
Kickoff Return Yards: 125 vs. Tennessee, 9/9/18
Longest Kickoff Return: 102t vs. Tennessee, 9/9/18
Kickoff Return TDs: 1 vs. Tennessee, 9/9/18

100-YARD RECEIVING GAMES (1)

DATE	OPPONENT	REC	YDS	AVG	LG	TD
12/24/17	at Kansas City	4	107	26.8	65t	1

2016 GAME-BY-GAME STATS (MIAMI)

DATE	OPPONENT	P/S	REC	YDS	AVG	LG	TD
09/11	at Seattle	1/0	0	0	0.0	-	0
09/18	at New England	1/0	0	0	0.0	-	0
09/25	CLEVELAND	1/0	0	0	0.0	-	0
09/29	at Cincinnati	1/0	0	0	0.0	-	0
10/09	TENNESSEE	1/0	0	0	0.0	-	0
10/16	PITTSBURGH	1/0	0	0	0.0	-	0
10/23	BUFFALO	1/0	0	0	0.0	-	0
11/06	N.Y. JETS	1/0	0	0	0.0	-	0
11/13	at San Diego	1/0	0	0	0.0	-	0
11/20	at L.A. Rams	1/0	0	0	0.0	-	0
11/27	SAN FRANCISCO	1/0	0	0	0.0	-	0
12/04	at Baltimore	1/0	0	0	0.0	-	0
12/11	ARIZONA	1/0	0	0	0.0	-	0
12/17	at N.Y. Jets	1/0	0	0	0.0	-	0
12/24	at Buffalo	1/0	0	0	0.0	-	0
01/01	NEW ENGLAND	1/0	0	0	0.0	-	0
2016 TOTALS		16/0	0	0	0.0	-	0

DATE	OPPONENT	P/S	REC	YDS	AVG	LG	TD
01/08	at Pittsburgh*	1/0	0	0	0.0	-	0

* AFC Wild Card game

2017 GAME-BY-GAME STATS (MIAMI)

DATE	OPPONENT	P/S	REC	YDS	AVG	LG	TD
09/17	at L.A. Chargers	1/0	0	0	0.0	-	0
09/24	at N.Y. Jets	1/0	1	12	12.0	12	0
10/01	NEW ORLEANS	1/0	0	0	0.0	-	0
10/08	TENNESSEE	1/0	1	-1	-1.0	-1	0
10/15	at Atlanta	1/0	1	4	4.0	4	0
10/22	N.Y. JETS	1/0	0	0	0.0	-	0
10/26	at Baltimore	1/0	0	0	0.0	-	0
11/05	OAKLAND	1/0	0	0	0.0	-	0
11/13	at Carolina	1/0	0	0	0.0	-	0
11/19	TAMPA BAY	1/0	0	0	0.0	-	0
11/26	at New England	1/0	0	0	0.0	-	0
12/03	DENVER	1/0	0	0	0.0	-	0
12/11	NEW ENGLAND	1/0	2	42	21.0	25t	1
12/17	at Buffalo	1/0	1	13	13.0	13	0
12/24	at Kansas City	1/0	4	107	26.8	65t	1
12/31	BUFFALO	1/0	3	26	8.7	13	0
2017 TOTALS		16/0	13	203	15.6	65t	2

2018 GAME-BY-GAME STATS (MIAMI)

DATE	OPPONENT	P/S	REC	YDS	AVG	LG	TD
09/09	TENNESSEE	1/0	5	38	7.6	13	0
09/16	at N.Y. Jets	1/1	2	27	13.5	16	0
09/23	OAKLAND	1/0	2	70	35.0	52t	2
09/30	at New England	1/0	2	17	8.5	9	0
10/07	at Cincinnati	1/0	0	0	0.0	-	0
10/14	CHICAGO	1/0	3	32	10.7	25	0
10/21	DETROIT	1/0	2	32	16.0	19	0
10/25	at Houston	1/1	4	36	9.0	16	0
11/04	N.Y. JETS	1/0	1	16	16.0	16	0
11/11	at Green Bay	1/0	0	0	0.0	-	0
11/25	at Indianapolis						INACTIVE
12/02	BUFFALO						INJURED RESERVE
12/09	NEW ENGLAND						INJURED RESERVE
12/16	at Minnesota						INJURED RESERVE
12/23	JACKSONVILLE						INJURED RESERVE
12/30	at Buffalo						INJURED RESERVE
2018 TOTALS		10/3	21	268	12.8	52t	2



2

MATT HAACK

PUNTER // 6-0 // 205 // ARIZONA STATE '17
 ACQUIRED: FA, '17
 HOMETOWN: WEST DES MOINES, IOWA // BORN: 7/25/94
 NFL: THIRD SEASON // DOLPHINS: THIRD SEASON

NFL CAREER

TRANSACTIONS:

- Signed by Miami as an undrafted college free agent on May 5, 2017.

CAREER HONORS:

- AFC Special Teams Player of the Week (vs. N.Y. Jets, 11/4/18).

CAREER HIGHLIGHTS:

- Played in 32 career games.
- 170 punts for 7,579 yards (44.6 avg.).
- 2 solo special teams tackles.
- Tied his single-game team record with 7 punts inside the 20-yard line on Nov. 4, 2018 vs. N.Y. Jets:

MOST PUNTS INSIDE THE 20 (DOLPHINS SINGLE-GAME)

PLAYER	DATE	OPP	PI20
1. MATT HAACK	11/4/18	VS. N.Y. JETS	7
MATT HAACK	12/3/17	VS. DENVER	7
3. Brandon Fields	12/22/13	at Buffalo	6
Tom Hutton	1/9/00*	at Seattle	6
5. MATT HAACK	10/8/17	VS. TENNESSEE	5
MATT HAACK	9/16/18	AT N.Y. JETS	5
Matt Darr	11/22/15	vs. Dallas	5
Brandon Fields	11/20/11	vs. Buffalo	5
Matt Turk	11/16/03	vs. Baltimore	5
Matt Turk	1/6/02	vs. Buffalo	5

* AFC Wild Card game

- Set a single-season franchise record with 34 punts inside the 20-yard line on 12/23/18 vs. Jacksonville, surpassing P Brandon Fields who had 33 in 2013.

2018 (MIAMI):

- Played in all 16 games.
- 87 punts for 3,884 yards (44.6 avg.) and a 38.4 net average.
- His 35 punts inside the 20-yard line set a new single-season franchise record.

AT N.Y. JETS (9/16): 6 punts for 295 yards (49.2 avg.) and a 48.5 net avg.

- Landed 5 punts inside the Jets' 20-yard line and 4 inside the 10.

AT CINCINNATI (10/7): 5 punts for 209 yards (41.8 avg.) a 38.0 net avg.

- Landed 4 punts inside the Bengals' 20-yard line.

VS. N.Y. JETS (11/4): 9 punts for 402 yards (44.7

avg.) and a 42.8 net avg.

- Landed 7 punts inside the Jets' 20-yard line, tying his single-game team record.

HONORS:

- AFC Special Teams Player of the Week (vs. N.Y. Jets, 11/4).

2017 (MIAMI):

- Played in all 16 games.
- 83 punts for 3,695 yards (44.5 avg.) and a 40.7 net average.
- His 30 punts inside the 20-yard line were tied for 8th in the NFL and led all rookie punters.

VS. TENNESSEE (10/8): 9 punts for 459 yards (51.0 avg.) and a 49.4 net average.

- His 5 punts inside the 20-yard line were the most by a Dolphins punter since P Matt Darr had 5 on Nov. 22, 2015 vs. Dallas.

VS. DENVER (12/3): 9 punts for 386 yards (42.9 avg.) and a 41.0 net average.

- His 7 punts inside the 20-yard line set a team record.
- Had 1 punt that resulted in a safety after he pinned Denver inside its own 5-yard line and LB Chase Allen forced a fumble that was recovered by Denver in its own end zone.

AT BUFFALO (12/17): 4 punts for 187 yards (46.8 avg.) and a 41.3 net average.

- Recovered a K Cody Parkey onside kick with 39 seconds remaining.

BEFORE THE NFL

COLLEGE (ARIZONA STATE):

- 4-year letterman (2013-16).

CAREER: Played in 44 games; 209 punts for 8,991 yards (43.0 avg.) and 73 punts inside the 20; 12 solo tackles; 1-of-1 passing for 27 yards; 1 rush for 7 yards.

- 52 punts of 50+ yards.
- His 43.0 yards per punt average was tied for 4th in school history.

SENIOR (2016): Played in all 12 games; 66 punts for 2,897 yards (43.9 avg.) and 21 punts inside the 20; 1 carry for 7 yards.

- 16 punts of 50+ yards.
- His 44.4 yard net average was 6th-best in FBS.
- 2nd-team All-Pac 12.
- Finalist for the William V. Campbell Trophy (top scholar-athlete in the nation).

JUNIOR (2015): Played in all 13 games; 74 punts for 3,186 yards (43.1 avg.) and 32 punts inside the 20; 1-of-1 passing for 27 yards; 1 solo tackle.

- 19 punts of 50+ yards.
- His 43.1 gross average was 5th-best in FBS.
- His 32 punts inside the 20 were 2nd in the nation and led the Pac-12.
- His 2 touchbacks were tied for the lowest in the nation by a full-time punter.

SOPHOMORE (2014): Played in all 13 games; 53 punts for 2,296 yards (43.3 avg.) and 17 punts inside the 20.

- 14 punts of 50+ yards.

TRUE FRESHMAN (2013): Played in 6 games; 16 punts for 612 yards (38.3 avg.) and 3 punts inside the 20; 1 solo tackle.

- 3 punts of 50+ yards.

HIGH SCHOOL (DOWNING HS – WEST DES MOINES, IOWA)

- Also played wide receiver.

SENIOR (2012):

- 1st-team all-state.
- Helped his team reach the state quarterfinals.

OFF THE FIELD

COMMUNITY:

- Walked in the 2019 DCC 5K.
- Participated in a 2018 Football Unites cultural tour.
- Toured Hard Rock Stadium with 100 Naval Sailors.

PERSONAL:

- **PRONUNCIATION:** Last name is pronounced HAWK.
- **MAJOR:** Sports business and media.

MATT HAACK'S NFL REGULAR SEASON STATS

YEAR	TEAM	GP	PUNT	YDS	AVG	LG	OPP RET	YDS	NET AVG	TB	IN 20
2017	MIAMI	16	83	3695	44.5	64	35	220	40.7	5	30
2018	MIAMI	16	87	3884	44.6	65	37	384	38.4	6	35
NFL TOTALS		32	170	7579	44.6	65	72	604	39.5	11	65

ADDITIONAL STATS

Special Teams Tackles: 1 in 2017, 1 in 2018 for total of 2.
Onside Kick Recoveries: 1 in 2017.

SINGLE-GAME CAREER HIGHS

Punts: 9 3 times, last: vs. N.Y. Jets, 11/4/18
Punt Yards: 459 vs. Tennessee, 10/8/17
Punts Inside the 20: 7 twice, last: vs. N.Y. Jets, 11/4/18



57

TERRILL HANKS

LINEBACKER // 6-2 // 241 // NEW MEXICO STATE '19
 ACQUIRED: FA, '19
 HOMETOWN: MIAMI, FLA. // BORN: 12/7/95
 NFL: ROOKIE SEASON // DOLPHINS: ROOKIE SEASON

BEFORE THE NFL

COLLEGE (NEW MEXICO STATE):

- 4-year starter (2015-18).
- CAREER:** Played in 46 games with 43 starts; 395 tackles (160 solo), 11 sacks, 8 interceptions, 22 passes defended, 6 forced fumbles and 4 fumble recoveries.
- His 395 tackles are 4th in school history.
- SENIOR (2018):** Started 9 games; 101 tackles (33 solo), 1 sack, 1 interception, 3 passes defended, 1 forced fumble and 1 fumble recovery.
- JUNIOR (2017):** Played in all 13 games with 12 starts; 110 tackles (49 solo), 7 sacks, 2 interceptions, 8 passes defended, 2 forced fumbles and 1 fumble recovery.
- Honorable mention All-Sun Belt.
 - His 110 tackles ranked 2nd on the team and 3rd in the Sun Belt.
- SOPHOMORE (2016):** Played in all 12 games with 11 starts; 103 tackles (38 solo), 2 sacks,

2 interceptions, 7 passes defended, 2 forced fumbles and 1 fumble recovery.

- His 103 tackles were 6th in the Sun Belt.
- TRUE FRESHMAN (2015):** Played in all 12 games with 11 starts; 81 tackles (40 solo), 1 sack, 3 interceptions, 4 passes defended, 1 forced fumble and 1 fumble recovery.
- Sun Belt League Newcomer Team.

HIGH SCHOOL (IMMACULATA-LA SALLE HS – MIAMI, FLA.)

- 200 tackles.
- SENIOR (2014):** 100 tackles, 2 sacks and 2 interceptions.

OFF THE FIELD

PERSONAL:

- **MAJOR:** Communication studies.

TERRILL HANKS' COLLEGE STATS

YEAR	TEAM	GP	GS	TACKLES					INTERCEPTIONS					FUMBLES	
				TOT	SOLO	ASST	SK	YDS	INT	YDS	LG	TD	PD	FF	FR
2015	NEW MEXICO ST.	12	11	81	40	41	1.0	1.0	3	7	7	0	4	1	1
2016	NEW MEXICO ST.	12	11	103	38	65	2.0	19.0	2	8	8	0	7	2	1
2017	NEW MEXICO ST.	13	12	110	49	61	7.0	43.0	2	4	4	0	8	2	1
2018	NEW MEXICO ST.	9	9	101	33	68	1.0	6.0	1	28	28t	1	3	1	1
NCAA TOTALS		46	43	395	160	235	11.0	69.0	8	47	28t	1	22	6	4

ADDITIONAL STATS

Defensive Touchdowns: 1 in 2018.



90

CHARLES HARRIS

DEFENSIVE END // 6-3 // 252 // MISSOURI '17
 ACQUIRED: D1, '17
 HOMETOWN: KANSAS CITY, MO. // BORN: 3/6/95
 NFL: THIRD SEASON // DOLPHINS: THIRD SEASON

NFL CAREER

TRANSACTIONS:

- 1st-round pick (22nd overall) by Miami in the 2017 NFL draft.

CAREER HIGHLIGHTS:

- Played in 27 career games with 3 starts.
- 38 tackles (23 solo), 3 sacks, 2 passes defended and 1 fumble recovery.

2018 (MIAMI):

- Played in 11 games with 1 start.
- Inactive for 5 games.
- 19 tackles (8 solo) and 1 sack.

AT NEW ENGLAND (9/30): 4 tackles (1 solo).

AT CINCINNATI (10/7): 3 tackles (2 solo).

VS. JACKSONVILLE (12/23): 1 solo tackle and 1 sack.

- Sacked QB Cody Kessler on 1st-and-10 for a loss of 2 yards in the 1st quarter.

2017 (MIAMI):

- Played in all 16 games with 2 starts.
- 19 tackles (15 solo), 2 sacks, 1 fumble recovery and 2 passes defended.

AT L.A. CHARGERS (9/17): 1 solo tackle and 1 quarterback hit.

- Made NFL debut.

VS. TENNESSEE (10/8): 1 solo tackle, 1 sack and 1 pass defended.

- Sacked QB Matt Cassel for a loss of 8 yards on 3rd-and-9 with 3:42 left in the game for his first career sack.
- Broke up a pass intended for RB DeMarco Murray on 3rd-and-5 in the 2nd quarter, forcing a punt.

AT KANSAS CITY (12/24): 2 solo tackles and 1 sack.

- Sacked QB Alex Smith for a loss of 3 yards in the 3rd quarter.

BEFORE THE NFL

COLLEGE (MISSOURI):

- 3-year letterman (2014-16) and 2-year starter.

CAREER: Played in 38 career games with 25 starts; 136 tackles (80 solo), 18 sacks, 5 passes defended,

5 forced fumbles and 1 fumble recovery.

- Finished his career tied for 7th in school history with 18 sacks and 11th with 34.5 tackles for loss.

JUNIOR (2016): Started all 12 games; 61 tackles (35 solo), 9 sacks, 2 passes defended, 4 forced fumbles and 1 fumble recovery.

- His 9 sacks, 12 tackles for loss and 10 quarterback hurries led the team.

- When he left, his 9 sacks were tied for the 9th-most in a single season in school history.

- 2nd-team All-SEC.

SOPHOMORE (2015): Started all 12 games; 56 tackles (32 solo), 7 sacks, 1 pass defended and 2 forced fumbles.

- His 18 tackles for loss led the SEC.

- 2nd-team All-SEC.

REDSHIRT FRESHMAN (2014): Played in all 14 games with 1 start; 19 tackles (13 solo), 2 sacks, 2 passes defended and 1 forced fumble.

- Redshirted in 2013.

HIGH SCHOOL (LINCOLN PREP HS – KANSAS CITY, MO.)

- Did not start playing football until his junior year.
- Played defensive end and tight end.
- Also played basketball.
- 1st-team All-Interscholastic League and Player of the Year (2011-12) in basketball.

SENIOR (2012): 60 tackles, 12 sacks and 2 forced fumbles; 15 receptions for 285 yards (19.0 avg.) and 5 TDs.

- 3rd-team All-Kansas City metro at defensive end.
- League Defensive MVP.

JUNIOR (2011): 40 tackles and 6 sacks.

- 1st-team all-state.

OFF THE FIELD

COMMUNITY:

- Supported the 2019 Miami-Dade Police Explorers program by speaking to students about life experiences.

PERSONAL:

- **MAJOR:** Biology.

CHARLES HARRIS' NFL REGULAR SEASON STATS

YEAR	TEAM	GP	GS	TACKLES					INTERCEPTIONS					FUMBLES	
				TOT	SOLO	ASST	SK	YDS	INT	YDS	LG	TD	PD	FF	FR
2017	MIAMI	16	2	19	15	4	2.0	11.0	0	0	0	0	2	0	1
2018	MIAMI	11	1	19	8	11	1.0	2.0	0	0	0	0	0	0	0
NFL TOTALS		27	3	38	23	15	3.0	13.0	0	0	0	0	2	0	1

SINGLE-GAME CAREER HIGHS

- Tackles:** 4 at New England, 9/30/18
- Sacks:** 1 3 times, last: vs. Jacksonville, 12/23/18
- Passes Defensed:** 1 Twice, last: at Carolina, 11/13/17
- Fumble Recoveries:** 1 vs. Oakland, 11/5/17



41

MONTRE HARTAGE

SAFETY // 6-0 // 190 // NORTHWESTERN '19
ACQUIRED: FA, '19
HOMETOWN: CORDELE, GA. // BORN: 6/16/97
NFL: ROOKIE SEASON // DOLPHINS: ROOKIE SEASON

BEFORE THE NFL

COLLEGE (NORTHWESTERN):

- 4-year letterman (2015-18) and 3-year starter.
- CAREER:** Played in 51 games with 37 starts; 172 tackles (140 solo), 10 interceptions, 39 passes defended, 1 forced fumble and 2 fumble recoveries.
- His 10 interceptions are tied for 5th in school history.
 - Had a streak of 36 consecutive starts.
- SENIOR (2018):** Played in 12 games with 11 starts; 51 tackles (40 solo), 2 interceptions, 15 passes defended and 1 fumble recovery.
- 1st-team All-Big Ten.
 - His 15 passes defended were tied for 3rd in the Big Ten.
- JUNIOR (2017):** Started all 13 games; 57 tackles (49 solo); 3 interceptions, 10 passes defended, 1 forced fumble and 1 fumble recovery.
- SOPHOMORE (2016):** Started all 13 games; 60 tackles (48 solo), 5 interceptions and 14 passes defended.
- Honorable mention All-Big Ten.

- His 5 interceptions led the team and were tied for 2nd in the Big Ten.
 - His 14 passes defended were tied for 5th in the Big Ten.
- TRUE FRESHMAN (2015):** Played in 13 games; 4 tackles (3 solo).

HIGH SCHOOL (CRISP COUNTY HS – CORDELE, GA.)

- Played defensive back and wide receiver.
- SENIOR (2014):** 70 tackles, 3 interceptions, 4 forced fumbles and 3 fumble recoveries; 4 blocked kicks; 25 receptions for more than 400 yards and 4 TDs.
- 1st-team all-region.
 - 1st-team all-area.
- JUNIOR (2013):** 68 tackles and 3 interceptions.
- 1st-team all-region.
- SOPHOMORE (2012):**
- 2nd-team all-region.

OFF THE FIELD

PERSONAL:

- **MAJOR:** Learning and organizational change.

MONTRE HARTAGE'S COLLEGE STATS																
YEAR	TEAM	GP	GS	TACKLES					INTERCEPTIONS					FUMBLES		
				TOT	SOLO	ASST	SK	YDS	INT	YDS	LG	TD	PD	FF	FR	
2015	NORTHWESTERN	13	0	4	3	1	0.0	0.0	0	0	0	0	0	0	0	0
2016	NORTHWESTERN	13	13	60	48	12	0.0	0.0	5	70	66	0	14	0	0	0
2017	NORTHWESTERN	13	13	57	49	8	0.0	0.0	3	0	0	0	10	1	1	1
2018	NORTHWESTERN	12	11	51	40	11	0.0	0.0	2	17	17	0	15	0	1	1
NCAA TOTALS		51	37	172	140	32	0.0	0.0	10	87	66	0	39	1	2	2



73

DEWAYNE HENDRIX

DEFENSIVE END // 6-4 // 270 // PITTSBURGH '19
 ACQUIRED: FA, '19
 HOMETOWN: O'FALLON, ILL. // BORN: 6/13/95
 NFL: ROOKIE SEASON // DOLPHINS: ROOKIE SEASON

BEFORE THE NFL

COLLEGE (PITTSBURGH):

- 3-year letterman (2016-18) and 2-year starter.
- Transferred from Tennessee following his true freshman season (2014).

CAREER (AT PITTSBURGH): Played in 25 games with 24 starts; 50 tackles (30 solo), 7.5 sacks, 1 forced fumble and 2 fumble recoveries.

SENIOR (2018 AT PITTSBURGH): Started 13 games; 29 tackles (16 solo), 4.5 sacks, 1 forced fumble and 1 fumble recovery.

- His 4.5 sacks were 2nd on the team.

JUNIOR (2017 AT PITTSBURGH): Played in 11 games with 10 starts; 21 tackles (14 solo), 3 sacks and 1 fumble recovery.

REDSHIRT SOPHOMORE (2016 AT PITTSBURGH): Started 1 game.

- Missed final 12 games of the season due to injury.

SOPHOMORE (2015 AT PITTSBURGH): Sat out season under NCAA guidelines following transfer.

TRUE FRESHMAN (2014 AT TENNESSEE): Played in 7 games; 2 tackles (1 solo).

HIGH SCHOOL (O'FALLON TOWNSHIP HS – O'FALLON, ILL.)

SENIOR (2013): 60 tackles and 8 sacks.

- All-American.
- 1st-team all-state.

OFF THE FIELD

PERSONAL:

- MAJOR: Social sciences.

DEWAYNE HENDRIX'S COLLEGE STATS

YEAR	TEAM	GP	GS	TACKLES					INTERCEPTIONS					FUMBLES		
				TOT	SOLO	ASST	SK	YDS	INT	YDS	LG	TD	PD	FF	FR	
2014	TENNESSEE	7	0	2	1	1	0.0	0.0	0	0	0	0	0	0	0	0
2015	PITTSBURGH	REDSHIRTED														
2016	PITTSBURGH	1	1	0	0	0	0.0	0.0	0	0	0	0	0	0	0	0
2017	PITTSBURGH	11	10	21	14	7	3.0	14.0	0	0	0	0	0	0	0	1
2018	PITTSBURGH	13	13	29	16	13	4.5	36.0	0	0	0	0	0	0	1	1
NCAA TOTALS		32	24	52	31	21	7.5	50.0	0	0	0	0	0	0	1	2



75 WILL HOLDEN

OFFENSIVE LINE // 6-7 // 312 // VANDERBILT '17
 ACQUIRED: WAL., '19 (ARI.)
 HOMETOWN: GREEN COVE SPRINGS, FLA. // BORN: 9/14/93
 NFL: SECOND SEASON // DOLPHINS: FIRST SEASON

NFL CAREER

TRANSACTIONS:

- Awarded off waivers to Miami on July 21, 2019.
- Waived by Arizona on July 20, 2019.
- Signed by Arizona on Nov. 29, 2018.
- Signed to New Orleans' practice squad on Oct. 2, 2018.
- Released from Indianapolis' practice squad on Sept. 25, 2018.
- Signed to Indianapolis' practice squad on Sept. 13, 2018.
- Waived by Arizona on Sept. 2, 2018.
- 5th-round pick (157th overall) by Arizona in the 2017 NFL draft.

CAREER HIGHLIGHTS:

- Played in 11 career games with 7 starts.

2018 (INDIANAPOLIS/NEW ORLEANS/ARIZONA):

- Played in 4 games with 2 starts for Arizona.
- Dressed but did not play 1 game.
- Signed by Arizona off New Orleans' practice squad on Nov. 29.
- Spent time on New Orleans' and Indianapolis' practice squads.
- Was with Arizona for the offseason and training camp.

AT GREEN BAY (12/2):

- Started at right tackle.
- Helped Arizona overcome a 3-point halftime deficit to post the team's 1st ever win at Lambeau Field.

AT SEATTLE (12/30):

- Started at left tackle.

2017 (ARIZONA):

- Played in 7 games with 5 starts.
- Dressed but did not play 6 games.

- Inactive for 3 games.

AT INDIANAPOLIS (9/17):

- Started at tight end.
- Made his NFL debut and 1st NFL start.

VS. SAN FRANCISCO (10/1):

- Started at left guard.
- Played every offensive snap for the 1st time in his career.
- Helped protect QB Carson Palmer, who completed 33 passes for 357 yards and 1 TD.

AT WASHINGTON (12/17):

- Started at left tackle.
- Made his 1st career start at left tackle.

BEFORE THE NFL

COLLEGE (VANDERBILT):

- 4-year letterman (2013-16) and 3-year starter.
- CAREER: Played in 49 games with 35 starts.
- Started 37 consecutive games to finish his career.
- SENIOR (2016): Started all 13 games at left tackle.
- 2nd-team All-SEC.
- Helped RB Ralph Webb become the school's all-time leading rusher.

JUNIOR (2015):

- Started all 12 games at left tackle.
- SOPHOMORE (2014): Played in all 12 games with 10 starts at right tackle.

REDSHIRT FRESHMAN (2013):

- Played in 12 games.
- Redshirted in 2012.

HIGH SCHOOL (CLAY HS – GREEN COVE SPRINGS, FLA.)

- 3-year starter.
- SENIOR (2011):
- 1st-team all-state.

OFF THE FIELD

PERSONAL:

- MAJOR: Human & organizational development with an emphasis on leadership.

WILL HOLDEN'S NFL REGULAR SEASON STATS	
GAMES/STARTS: (Arizona) 2017: 7/5, 2018: 4/2	NFL TOTALS: 11/7

ADDITIONAL STATS
Miscellaneous Tackles: (Arizona) 1 in 2017.



50

TYRONE HOLMES

DEFENSIVE END // 6-2 // 248 // MONTANA '16
ACQUIRED: FA, '19
HOMETOWN: EAGLE POINT, ORE. // BORN: 9/10/93
NFL: SECOND SEASON // DOLPHINS: FIRST SEASON

NFL CAREER

TRANSACTIONS:

- Signed by Miami on April 9, 2019.
- Signed by the San Antonio Commanders of the Alliance of American Football in Jan. 2019.
- Signed to the L.A. Chargers' practice squad on Dec. 26, 2018.
- Waived by Kansas City on Sept. 1, 2018.
- Signed to Kansas City's practice squad on Dec. 14, 2017.
- Waived by Cleveland on Dec. 12, 2017.
- Promoted from Cleveland's practice squad on Nov. 21, 2017.
- Signed to Cleveland's practice squad on Sept. 19, 2017.
- Waived by Cleveland on Sept. 16, 2017.
- Signed by Cleveland on Sept. 7, 2017.
- Waived by Cleveland on Sept. 3, 2017.
- Awarded off waivers to Cleveland on Sept. 4, 2016.
- Waived by Jacksonville on Sept. 3, 2016.
- Signed by Jacksonville as an undrafted free agent on May 6, 2016.

CAREER HIGHLIGHTS:

- Played in 15 career NFL games.
- 7 tackles (1 solo) and 1 sack.
- 2 solo special teams tackles.

2019 (SAN ANTONIO-AAF/MIAMI):

- Signed by Miami on April 9.
- Played in 8 games with 3 starts for San Antonio of the Alliance of American Football.
- 15 tackles (11 solo) and 1.5 sacks for San Antonio.

2018 (KANSAS CITY/L.A. CHARGERS):

- Spent the final 2 weeks of the regular season and 2 playoff weeks on the L.A. Chargers' practice squad.
- Spent the offseason and training camp with Kansas City before being waived on Sept. 1.

2017 (CLEVELAND/KANSAS CITY):

- Spent the final 3 weeks of the regular season and 1 playoff week on Kansas City's practice squad.
- Waived by Cleveland on Dec. 12.
- Played in 4 games for Cleveland.
- Spent 10 weeks on Cleveland's practice squad.

- 2 assisted tackles and 1 solo special teams tackle for Cleveland.

AT CINCINNATI (11/26): 1 assisted tackle.

VS. GREEN BAY (12/10): 1 assisted tackle.

2016 (JACKSONVILLE/CLEVELAND):

- Played in 11 games for Cleveland.
- 5 tackles (1 solo).
- 1 solo special teams tackle.
- Awarded off waivers to Cleveland on Sept. 4.
- Spent the offseason and training camp with Jacksonville.

VS. BALTIMORE (9/18): 1 solo special teams tackle.

- Made his NFL debut.

VS. N.Y. JETS (10/30): 3 tackles (1 solo).

- Brought down QB Ryan Fitzpatrick in the 2nd quarter for his 1st career sack.

BEFORE THE NFL

COLLEGE (MONTANA):

- 4-year letterman (2012-15) and 3-year starter.

CAREER: Played in 51 games with 41 starts; 214 tackles (72 solo), 34.5 sacks, 2 passes defended and 5 forced fumbles.

- Finished his career with the 2nd-most sacks in school history (34.5).

SENIOR (2015): Started all 13 games; 87 tackles (32 solo), 18 sacks and 3 forced fumbles.

- FCS 1st-team All-American.
- STATS FSC Defensive Player of the Year.
- 1st-team All-Big Sky.
- His 18 sacks led the FCS.
- His 87 tackles ranked 3rd on the team.

JUNIOR (2014): Started all 14 games; 66 tackles (26 solo), 7.5 sacks, 2 passes defended and 2 forced fumbles.

- Honorable mention All-Big Sky.

SOPHOMORE (2013): Started all 13 games; 37 tackles (8 solo) and 4 sacks.

- Honorable mention All-Big Sky.
- His 4 sacks were tied for 3rd on the team.

TRUE FRESHMAN (2012): Played in all 11 games with 1 start; 24 tackles (6 solo) and 5 sacks.

- His 5 sacks were 3rd on the team.

HIGH SCHOOL (EAGLE POINT HS – EAGLE POINT, ORE.)

- Also lettered in basketball and track.
- Won the state championship in shot put.

SENIOR (2011):

- 1st-team all-state.
- Conference co-defensive player of the year.

OFF THE FIELD**PERSONAL:**

- **MAJOR:** Business administration.

TYRONE HOLMES' NFL REGULAR SEASON STATS

YEAR	TEAM	GP	GS	TACKLES					INTERCEPTIONS					FUMBLES		
				TOT	SOLO	ASST	SK	YDS	INT	YDS	LG	TD	PD	FF	FR	
2016	CLEVELAND	11	0	5	1	4	1.0	0.0	0	0	0	0	0	0	0	0
2017	CLEVELAND	4	0	2	0	2	0.0	0.0	0	0	0	0	0	0	0	0
2018	L.A. CHARGERS			PRACTICE SQUAD												
NFL TOTALS		15	0	7	1	6	1.0	0.0	0	0	0	0	0	0	0	0

ADDITIONAL STATS

Special Teams Tackles: 1 in 2016 and 1 in 2017 for total of 2.

SINGLE-GAME CAREER HIGHS

Tackles: 3 vs. N.Y. Jets, 10/30/16
Sacks: 1 vs. N.Y. Jets, 10/30/16



18

REECE HORN

WIDE RECEIVER // 6-3 // 213 // INDIANAPOLIS '16
ACQUIRED: FA, '19
HOMETOWN: CARMEL, IND. // BORN: 2/1/93
NFL: FIRST SEASON // DOLPHINS: FIRST SEASON

NFL CAREER

TRANSACTIONS:

- Signed by Miami on April 9, 2019.
- Signed by the Memphis Express of the Alliance of American Football in Jan. 2019.
- Waived by Tennessee on Aug. 30, 2016.
- Signed by Tennessee as an undrafted college free agent on June 3, 2016.

2019 (MEMPHIS-AAF/MIAMI):

- Signed by Miami on April 9.
- Played in 8 games with 7 starts for Memphis of the Alliance of American Football.
- 28 receptions for 429 yards (15.3 avg.) and 1 TD for Memphis.
- 9 punt returns for 125 yards (13.9 avg.) for Memphis.
- His 429 receiving yards were 4th in the AAF before the league folded.

2017 (EUROPE):

- Spent time with the Vienna Vikings and the Milano Seamen of the BIG6 European Football League.

2016 (TENNESSEE):

- Spent the offseason and training camp with Tennessee before being waived on Aug. 30.

BEFORE THE NFL

COLLEGE (INDIANAPOLIS):

- 4-year letterman (2012-15).

CAREER: Played in all 48 games; 272 receptions for 3,562 yards (13.1 avg.) and 31 TDs; 27 punt returns for 491 yards (18.2 avg.) and 2 TDs.

- Finished career with the most receptions (272) and receiving yards (3,562) in school history.

- Became 1st player in school history to record 1,000-plus receiving yards in 2 seasons.

SENIOR (2015): Played in all 12 games; 108 receptions for 1,396 yards (12.9 avg.) and 8 TDs; 12 punt returns for 316 yards (26.3 avg.) and 2 TDs.

- Division II 1st-team All-American.
- 1st-team Great Lakes Valley Conference (GLVC).
- His 108 receptions and 1,396 receiving yards were both 2nd in Division II.

JUNIOR (2014): Played in all 11 games; 68 receptions for 1,046 yards (15.4 avg.) and 12 TDs; 15 punt returns for 175 yards (11.7 avg.).

- GLVC Offensive Player of the Year.
- 1st-team All-GLVC.

SOPHOMORE (2013): Played in all 12 games; 70 receptions for 877 yards (12.5 avg.) and 7 TDs.

- 1st-team All-GLVC.
- His 70 receptions, 877 yards and 7 TDs led the team.

REDSHIRT FRESHMAN (2012): Played in all 13 games; 26 receptions for 243 yards (9.3 avg.) and 4 TDs.

- His 26 receptions were 4th on the team.
- Redshirted in 2011.

HIGH SCHOOL (CATHEDRAL HS – CARMEL, IND.)

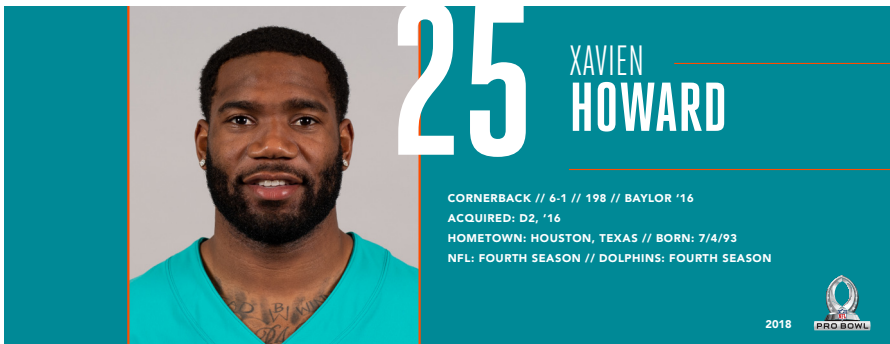
SENIOR (2010):

- 1,419 receiving yards and 12 TDs.
- 1st-team all-state.
- Helped his school win state championship.
- His 1,419 receiving yards led the state.

OFF THE FIELD

PERSONAL:

- **MAJOR:** Sports management.



NFL CAREER

TRANSACTIONS:

- 2nd-round pick (38th overall) by Miami in the 2016 NFL draft.

CAREER HONORS:

- No. 55 on the NFL Network Top 100 list in 2019.
- 2018 Pro Bowl selection.
- 2018 Dan Marino Team MVP Award.
- AFC Defensive Player of the Week (vs. Buffalo, 12/2/18).
- AFC Defensive Player of the Week (vs. New England, 12/11/17).

CAREER HIGHLIGHTS:

- Played in 35 career games with 34 starts.
- 123 tackles (96 solo), 1 sack, 11 interceptions, 31 passes defended, 1 forced fumble and 1 fumble recovery; 1 interception return for a TD.
- Tied for the NFL lead with 7 interceptions in 2018:

NFL INTERCEPTION LEADERS (2018)

PLAYER	TEAM	INT	YDS	TD
1. XAVIEN HOWARD	MIAMI	7	54	0
Kyle Fuller	Chicago	7	52	0
Damontae Kazee	Atlanta	7	52	0
4. Eddie Jackson	Chicago	6	81	2

- His 7 interceptions in 2018 were tied for 9th in single-season team history.
- His 3 multi-interception games in 2018 is a Dolphins single-season record.
- Became 1st player in Dolphins history to have multiple interceptions in consecutive games when he had two interceptions in games vs. Denver on 12/3/17 and vs. New England on 12/11/17. He did it again at Indianapolis on 11/25/18 and vs. Buffalo on 12/2/18.
- Was 1 of just 4 NFL players to post at least 5 passes defended in a game in the 2017 season when he had 5 passes defended vs. Denver on 12/3/17.
- On 12/11/17 vs. New England, he became 1st player to intercept Patriots QB Tom Brady twice in the same game since Indianapolis' Mike Adams on Nov. 16, 2014.

2019 (MIAMI):

HONORS:

- No. 55 on the NFL Network Top 100 list.

2018 (MIAMI):

- Started 12 games.
- Inactive for 4 games.
- 35 tackles (25 solo), 7 interceptions, 12 passes defended and 1 fumble recovery.
- Tied for the NFL lead with 7 interceptions.
- His 7 interceptions were tied for 9th in single-season team history.
- Set a Dolphins single-season record with 3 multi-interception games.

VS. OAKLAND (9/23):

- 1 solo tackle, 2 interceptions and 3 passes defended.
- Intercepted a QB Derek Carr pass intended for WR Amari Cooper in the 1st quarter.
- Picked off QB Derek Carr in the end zone with 2:59 remaining in the game.

AT INDIANAPOLIS (11/25):

- 5 solo tackles, 2 interceptions and 3 passes defended.
- Intercepted QB Andrew Luck at Miami's 40-yard line with 1:00 remaining in the 2nd quarter.
- Picked off Luck again on the next play at Miami's 13-yard line with 46 seconds remaining in the 1st half.
- Became 1st NFL player with interceptions on back-to-back plays since Broncos S Darian Stewart on Nov. 16, 2016 and 1st Dolphins player to do it since S Mike Kozlowski on Dec. 19, 1981.

VS. BUFFALO (12/2):

- 4 tackles (3 solo), 2 interceptions and 2 passes defended.
- Intercepted QB Josh Allen in the end zone as time expired in the 2nd quarter.
- Picked off QB Josh Allen again on 3rd-and-10 at Miami's 41-yard line in the 3rd quarter.

PRO BOWL:

- Selected to start the Pro Bowl for the 1st time in his career.
- Extended the team's streak to 21 consecutive seasons with a defensive player selected.
- Became the 4th Dolphins cornerback to earn a Pro Bowl selection, joining Sam Madison (1999-2002), Patrick Surtain (2002-04) and Brent Grimes (2013-15).

HONORS:

- 2nd-team All-Pro cornerback.
- PFWA All-AFC cornerback.

- Recipient of the Dan Marino Team MVP Award.
- AFC Defensive Player of the Week (vs. Buffalo, 12/2).

2017 (MIAMI):

- Started all 16 games.
- 48 tackles (42 solo), 1 sack, 4 interceptions and 13 passes defended.
- His 4 interceptions were tied for 8th in the AFC and 12th in the NFL.

VS. DENVER (12/3):

- 1 tackle, 2 interceptions and 5 passes defended.
- Intercepted QB Trevor Siemian and returned it 30 yards for a TD in the 2nd quarter.
- Picked off Siemian again in the 4th quarter.
- It was the first 2 regular-season interceptions of his career.
- Was 1 of just 4 NFL players to post at least 5 passes defended in a game in the 2017 season.

VS. NEW ENGLAND (12/11):

- 2 interceptions.
- Intercepted QB Tom Brady on 3rd-and-10 in the 1st quarter.
- Picked off Brady again on 3rd-and-16 in the 3rd quarter and returned the ball 29 yards.
- Became 1st player in Dolphins history to have multiple interceptions in consecutive games.
- Became 1st player to intercept Brady twice in the same game since Indianapolis' Mike Adams on Nov. 16, 2014.

AT BUFFALO (12/17):

- 4 solo tackles and 1 sack.
- Sacked QB Tyrod Taylor for a loss of 11 yards in the 3rd quarter, the first sack of his career.

HONORS:

- AFC Defensive Player of the Week (vs. New England, 12/11).

2016 (MIAMI):

- Played in 7 games with 6 starts.
- Inactive for 9 games.
- 40 tackles (29 solo), 6 passes defended and 1 forced fumble.

AT SEATTLE (9/11):

- 11 tackles (6 solo).
- Started in his NFL debut.
- Became 1st Dolphins rookie to start Week 1 at cornerback since Sean Smith (2009).
- His 11 tackles were a season high.

VS. CLEVELAND (9/25):

- 6 solo tackles, 1 pass defended and 1 forced fumble.
- Forced a fumble from WR Ricardo Lewis in the 3rd quarter.

AT N.Y. JETS (12/17):

- 3 solo tackles and 3 passes defended.

POSTSEASON:

AFC WILD CARD AT PITTSBURGH (1/8):

- 5 tackles (3 solo), 1 interception and 2 passes defended.
- Broke up a pass intended for WR Antonio Brown on 3rd-and-10 in the 4th quarter.
- Intercepted QB Ben Roethlisberger on 3rd-and-8 and returned it 11 yards in the 4th quarter.
- Became the 2nd rookie in team history to record an interception in a playoff game (Troy Vincent, 1992).

BEFORE THE NFL

COLLEGE (BAYLOR):

- 3-year letterman (2013-15) and 2-year starter.

CAREER:

- Played in 39 games with 26 starts; 98 tackles (84 solo), 1.5 sacks, 10 interceptions, 33 passes defended, 1 forced fumble and 1 fumble recovery.

- Part of the most successful 4-year span in school history, winning two conference titles (2013-14), two bowl games and compiling 40 wins.

JUNIOR (2015):

- Started all 13 games; 42 tackles (37 solo), 5 interceptions, 15 passes defended and 1 fumble recovery.

- His 5 interceptions led the team

- Consensus 1st-team All-Big 12.

SOPHOMORE (2014):

- Started all 13 games; 51 tackles (42 solo), 1.5 sacks, 4 interceptions and 13 passes defended.
- His 17 passes defended were 2nd in the Big 12 and 11th nationally.
- His 4 interceptions were tied for 3rd in the Big 12.
- Honorable mention All-Big 12.

REDSHIRT FRESHMAN (2013):

- Played all 13 games; 5 solo tackles, 1 interception, 1 pass defended and 1 forced fumble.
- Redshirted in 2012.

HIGH SCHOOL (WHEATLEY HS – HOUSTON, TEXAS)

- Played defensive back and quarterback.
- Also participated in basketball and track.

SENIOR (2011):

- 32 solo tackles, 9 interceptions and 33 pass breakups.
- Returned 2 interceptions for TDs.
- 1st-team all-state

OFF THE FIELD

COMMUNITY:

- Cheered on participants at the 7th annual Dolphins Cancer Challenge in February 2017.
- Helped surprise 100 underprivileged children with their own beds from Ashley HomeStore in 2017.
- Annually participates in the AARP Foundation Million Meal Pack to pack more than 1 million meals in a single day for older adults in the South Florida community.
- Helped spearhead a clothing and food drive for Hurricane Harvey victims in his hometown of Houston.
- Hosted a youth football camp in his hometown in 2018.

PERSONAL:

- Has 2 daughters.
- **PRONUNCIATION:** First name is pronounced EX-ay-vee-n.
- **MAJOR:** Health, kinesiology and leisure studies.

XAVIEN HOWARD'S NFL REGULAR SEASON STATS

YEAR	TEAM	GP	GS	TACKLES					INTERCEPTIONS					FUMBLES		
				TOT	SOLO	ASST	SK	YDS	INT	YDS	LG	TD	PD	FF	FR	
2016	MIAMI	7	6	40	29	11	0.0	0.0	0	0	0	0	0	6	1	0
2017	MIAMI	16	16	48	42	6	1.0	11.0	4	71	30t	1	13	0	0	0
2018	MIAMI	12	12	35	25	10	0.0	0.0	7	52	39	0	12	0	1	1
NFL TOTALS		35	34	123	96	27	1.0	11.0	11	123	39	1	31	1	1	1

XAVIEN HOWARD'S NFL PLAYOFF STATS

YEAR	TEAM	GP	GS	TACKLES					INTERCEPTIONS					FUMBLES		
				TOT	SOLO	ASST	SK	YDS	INT	YDS	LG	TD	PD	FF	FR	
2016	MIAMI	1	1	5	3	2	0.0	0.0	1	11	11	0	2	0	0	0
NFL TOTALS		1	1	5	3	2	0.0	0.0	1	11	11	0	2	0	0	0

SINGLE-GAME CAREER HIGHS

Tackles: 11 at Seattle, 9/11/16
Sacks: 1 at Buffalo, 12/17/17
Interceptions: 2 5 times, last: vs. Buffalo, 12/2/18
Passes Defensed: 5 vs. Denver, 12/3/17
Fumble Recovery 1 vs. Chicago, 10/14/18
Forced Fumbles: 1 vs. Cleveland, 9/25/16



86 ALLEN HURNS

WIDE RECEIVER // 6-3 // 195 // MIAMI (FL) '14
ACQUIRED: FA, '19
HOMETOWN: MIAMI, FLA. // BORN: 11/12/91
NFL: SIXTH SEASON // DOLPHINS: FIRST SEASON

NFL CAREER

TRANSACTIONS:

- Signed by Miami on July 26, 2019.
- Released by Dallas on July 24, 2019.
- Signed by Dallas on March 26, 2018.
- Released by Jacksonville on March 20, 2018.
- Signed by Jacksonville as an undrafted college free agent on May 13, 2014.

CAREER HIGHLIGHTS:

- Played in 68 career games with 49 starts.
- 209 receptions for 2,964 yards (14.2 avg.) and 23 TDs.
- Had a streak of 7 consecutive games with a TD reception in 2015 (Sept. 27 – Nov. 15).
- Became the 1st player in NFL history to record 2 TDs in the 1st quarter of his NFL debut on Sept. 7, 2014 at Philadelphia.
- Joined WR Charles Rogers (Sept. 17, 2003) as the only NFL players to score on each of their first 2 career receptions when he did so on Sept. 7, 2014 at Philadelphia.

2018 (DALLAS):

- Played in all 16 games with 7 starts.
- 20 receptions for 295 yards (14.8 avg.) and 2 TDs.

AT HOUSTON (10/7): 1 reception for 3 yards and 1 TD.

- Caught a 3-yard TD pass from QB Dak Prescott to give Dallas a 12-10 lead in the 3rd quarter.

AT WASHINGTON (10/21): 5 receptions for 74 yards (14.8 avg.).

VS. TENNESSEE (11/5): 1 reception for 23 yards and 1 TD.

- Caught a 23-yard TD pass from QB Dak Prescott in the 2nd quarter.

POSTSEASON:

NFC WILD CARD VS. SEATTLE (1/5): 1 reception for 14 yards.

2017 (JACKSONVILLE):

- Played in 10 games with 8 starts.
- Inactive for 6 games.
- 39 receptions for 484 yards (12.4 avg.) and 2 TDs.

VS. TENNESSEE (9/17): 6 receptions for 82 yards (13.7 avg.) and 1 TD.

- Caught a 7-yard TD pass from QB Blake Bortles in the 4th quarter.

VS. BALTIMORE (9/24): 3 receptions for 20 yards (6.7 avg.) and 1 TD.

- Caught a 5-yard TD pass from QB Blake Bortles in the 2nd quarter to give Jacksonville a 19-10 lead.

AT INDIANAPOLIS (10/22): 5 receptions for 101 yards (20.2 avg.).

- Posted the 8th 100-yard receiving game of his career.

POSTSEASON:

AFC WILD CARD VS. BUFFALO (1/7): Played but did not record any stats.

AFC DIVISIONAL AT PITTSBURGH (1/14): 1 reception for 12 yards.

AFC CHAMPIONSHIP AT NEW ENGLAND (1/21): 6 receptions for 80 yards (13.3 avg.).

2016 (JACKSONVILLE):

- Started 11 games.
- Inactive for 5 games.
- 35 receptions for 477 yards (13.6 avg.) and 3 TDs.

VS. INDIANAPOLIS (10/2): 2 receptions for 47 yards (23.5 avg.) and 1 TD.

- Caught a 42-yard TD pass from QB Blake Bortles to give Jacksonville a 2-score lead in the 4th quarter.

AT TENNESSEE (10/27): 7 receptions for 98 yards (14.0 avg.) and 1 TD.

- Caught a 5-yard TD pass from QB Blake Bortles in the 4th quarter.

AT BUFFALO (11/27): 1 reception for 12 yards and 1 TD.

- Caught a 12-yard TD pass from QB Blake Bortles to tie the game in the 4th quarter.

2015 (JACKSONVILLE):

- Started 15 games.
- Inactive for 1 game.
- 64 receptions for 1,031 yards (16.1 avg.) and 10 TDs.
- Had a streak of 7 consecutive games with a TD reception (Sept. 27 – Nov. 15).

VS. BUFFALO (10/25): 2 receptions for 53 yards (26.5 avg.) and 1 TD.

- Caught a game-winning 31-yard TD pass from QB Blake Bortles with 2:25 remaining.

AT N.Y. JETS (11/8): 5 receptions for 122 yards (24.4 avg.) and 1 TD.

- Caught a 30-yard TD pass from QB Blake Bortles

in the 2nd quarter.

AT NEW ORLEANS (12/27): 8 receptions for 107 yards (13.4 avg.) and 2 TDs.

- Caught a 6-yard TD pass from QB Blake Bortles in the 3rd quarter.
- Caught a 20-yard TD pass from QB Blake Bortles with 1:19 remaining.

2014 (JACKSONVILLE):

- Played in all 16 games with 8 starts.
- 51 receptions for 677 yards (13.3 avg.) and 6 TDs.

AT PHILADELPHIA (9/7): 4 receptions for 110 yards (27.5 avg.) and 2 TDs.

- Caught 2 1st-quarter TD passes – both from QB Chad Henne – in his 1st NFL game.
- Became the 1st player in NFL history to record 2 TDs in the 1st quarter of his NFL debut.
- Joined WR Charles Rogers (Sept. 17, 2003) as the only NFL players to score on each of their first 2 career receptions.
- Posted his 1st 100-yard receiving game.

AT CINCINNATI (11/2): 7 receptions for 112 yards (16.0 avg.) and 2 TDs.

- Caught a 40-yard TD pass from QB Blake Bortles in the 3rd quarter.
- Hauled in an 18-yard TD pass from QB Blake Bortles in the 4th quarter.

VS. HOUSTON (12/7): 5 receptions for 36 yards (7.2 avg.) and 1 TD.

- Caught a 4-yard TD pass from QB Blake Bortles in the 1st quarter.

BEFORE THE NFL

COLLEGE (MIAMI):

- 4-year letterman (2010-13) and 3-year starter.
- CAREER:** Played in 45 games with 26 starts; 121 receptions for 1,891 yards (15.6 avg.) and 14 TDs.
- SENIOR (2013):** Played in all 13 games with 11 starts; 62 receptions for 1,162 yards (18.7 avg.) and 6 TDs; 1 carry for 13 yards.
- His 1,162 receiving yards set a single-season school record.
- His 62 receptions were 3rd-most in a single season in school history.
- 2nd-team All-ACC.
- Named Team MVP.

JUNIOR (2012): Played in 11 games with 8 starts; 28 receptions for 314 yards (11.2 avg.) and 4 TDs.

- His 4 receiving TDs were tied for the team lead.
- SOPHOMORE (2011):** Played in 11 games with 7 starts; 31 receptions for 415 yards (13.4 avg.) and 4 TDs.

TRUE FRESHMAN (2010): Played in 10 games; 4 special teams tackles (3 solo).

HIGH SCHOOL (CAROL CITY HS – MIAMI GARDENS, FLA.)

SENIOR (2009): 6 receptions for 110 yards (18.3 avg.).

JUNIOR (2008): 23 receptions for 450 yards (19.6 avg.) and 7 TDs.

OFF THE FIELD

PERSONAL:

- **MAJOR:** Sports administration.

ALLEN HURNS' NFL REGULAR SEASON STATS

YEAR	TEAM	GP	GS	RECEIVING					RUSHING				
				REC	YDS	AVG	LG	TD	ATT	YDS	AVG	LG	TD
2014	JACKSONVILLE	16	8	51	677	13.3	63	6	0	0	0.0	0	0
2015	JACKSONVILLE	15	15	64	1031	16.1	80	10	0	0	0.0	0	0
2016	JACKSONVILLE	11	11	35	477	13.6	42	3	0	0	0.0	0	0
2017	JACKSONVILLE	10	8	39	484	12.4	50	2	0	0	0.0	0	0
2018	DALLAS	16	7	20	295	14.8	49	2	0	0	0.0	0	0
NFL TOTALS		68	49	209	2964	14.2	80	23	0	0	0.0	0	0

ALLEN HURNS' NFL PLAYOFF STATS

YEAR	TEAM	GP	GS	RECEIVING					RUSHING				
				REC	YDS	AVG	LG	TD	ATT	YDS	AVG	LG	TD
2017	JACKSONVILLE	3	0	7	92	13.1	27	0	0	0	0.0	0	0
2018	DALLAS	1	1	1	14	14.0	14	0	0	0	0.0	0	0
PLAYOFF TOTALS		4	1	8	106	13.3	27	0	0	0	0.0	0	0

ADDITIONAL STATS

Miscellaneous Tackles: (Jacksonville) 1 in 2015, 2 in 2017 for total of 3.

SINGLE-GAME CAREER HIGHS

- Receptions:** 11 at Indianapolis, 10/4/15
- Receiving Yards:** 122 at N.Y. Jets, 11/8/15
- Longest Rec.:** 80 vs. Indianapolis, 12/13/15
- TD Receptions:** 2 3 times, last: at New Orleans, 12/27/15

100-YARD RECEIVING GAMES (8)

DATE	OPPONENT	REC	YDS	AVG	LG	TD
9/7/14	at Philadelphia	4	110	27.5	46	2
11/2/14	at Cincinnati	7	112	16.0	40	2
10/4/15	at Indianapolis	11	116	10.5	26	1
10/11/15	at Tampa Bay	5	116	23.2	59	1
11/8/15	at N.Y. Jets	5	122	24.4	30	1
12/13/15	INDIANAPOLIS	3	105	35.0	80	1
12/27/15	at New Orleans	8	107	13.4	24	2
10/22/17	at Indianapolis	5	101	20.2	50	0

2014 GAME-BY-GAME STATS (JACKSONVILLE)

DATE	OPPONENT	P/S	REC	YDS	AVG	LG	TD
09/07	at Philadelphia	1/1	4	110	27.5	46	2
09/14	at Washington	1/1	2	13	6.5	10	0
09/21	INDIANAPOLIS	1/0	1	63	63.0	63	1
09/28	at San Diego	1/1	5	68	13.6	44	0
10/05	PITTSBURGH	1/1	4	26	6.5	9	0
10/12	at Tennessee	1/0	2	18	9.0	10	0
10/19	CLEVELAND	1/1	1	7	7.0	7	0
10/26	MIAMI	1/0	3	49	16.3	20	0
11/02	at Cincinnati	1/0	7	112	16.0	40	2
11/09	DALLAS	1/0	1	9	9.0	9	0
11/23	at Indianapolis	1/1	1	13	13.0	13	0
11/30	N.Y. GIANTS	1/1	4	42	10.5	14	0
12/07	HOUSTON	1/0	5	36	7.2	16	1
12/14	at Baltimore	1/0	6	70	11.7	27	0
12/18	TENNESSEE	1/0	3	26	8.7	15	0
12/28	at Houston	1/1	2	15	7.5	10	0
2014 TOTALS		16/8	51	677	13.3	63	6

2015 GAME-BY-GAME STATS (JACKSONVILLE)

DATE	OPPONENT	P/S	REC	YDS	AVG	LG	TD
09/13	CAROLINA	1/1	5	60	12.0	24	0
09/20	MIAMI	1/1	4	68	17.0	24	0
09/27	at New England	1/1	2	70	35.0	59	1
10/04	at Indianapolis	1/1	11	116	10.5	26	1
10/11	at Tampa Bay	1/1	5	116	23.2	59	1
10/18	HOUSTON	1/1	2	30	15.0	19	1
10/25	BUFFALO	1/1	2	53	26.5	31	1
11/08	at N.Y. Jets	1/1	5	122	24.4	30	1
11/15	at Baltimore	1/1	5	62	12.4	21	1
11/19	TENNESSEE	1/1	3	19	6.3	7	0
11/29	SAN DIEGO	1/1	4	42	10.5	29	0
12/06	at Tennessee						INACTIVE
12/13	INDIANAPOLIS	1/1	3	105	35.0	80	1
12/20	ATLANTA	1/1	2	44	22.0	22	0
12/27	at New Orleans	1/1	8	107	13.4	24	2
01/03	at Houston	1/1	3	17	5.7	6	0
2015 TOTALS		15/15	64	1031	16.1	80	10

2016 GAME-BY-GAME STATS (JACKSONVILLE)

DATE	OPPONENT	P/S	REC	YDS	AVG	LG	TD
09/11	GREEN BAY	1/1	4	75	18.8	38	0
09/18	at San Diego	1/1	5	64	12.8	24	0
09/25	BALTIMORE	1/1	4	40	10.0	17	0
10/02	INDIANAPOLIS	1/1	2	47	23.5	42	1
10/16	at Chicago	1/1	5	74	14.8	29	0
10/23	OAKLAND	1/1	4	45	11.3	22	0
10/27	at Tennessee	1/1	7	98	14.0	31	1
11/06	at Kansas City	1/1	0	0	0.0	-	0
11/13	HOUSTON	1/1	2	13	6.5	11	0
11/20	at Detroit	1/1	1	9	9.0	9	0
11/27	at Buffalo	1/1	1	12	12.0	12	1
12/04	DENVER						INACTIVE
12/11	MINNESOTA						INACTIVE
12/18	at Houston						INACTIVE
12/24	TENNESSEE						INACTIVE
01/01	at Indianapolis						INACTIVE
2016 TOTALS		11/11	35	477	13.6	42	3

2017 GAME-BY-GAME STATS (JACKSONVILLE)

DATE	OPPONENT	P/S	REC	YDS	AVG	LG	TD
09/10	at Houston	1/0	3	42	14.0	20	0
09/17	TENNESSEE	1/1	6	82	13.7	20	1
09/24	BALTIMORE	1/1	3	20	6.7	9	1
10/01	at N.Y. Jets	1/1	4	42	10.5	15	0
10/08	at Pittsburgh	1/1	2	21	10.5	18	0
10/15	L.A. RAMS	1/1	3	37	12.3	18	0
10/22	at Indianapolis	1/1	5	101	20.2	50	0
11/05	CINCINNATI	1/1	3	31	10.3	13	0
11/12	L.A. CHARGERS	1/1	7	70	10.0	19	0
11/19	at Cleveland						INACTIVE
11/26	at Arizona						INACTIVE
12/03	INDIANAPOLIS						INACTIVE
12/10	SEATTLE						INACTIVE
12/17	HOUSTON						INACTIVE
12/24	at San Francisco						INACTIVE
12/31	at Tennessee	1/0	3	38	12.7	18	0
2017 TOTALS		10/8	39	484	12.4	50	2

DATE	OPPONENT	P/S	REC	YDS	AVG	LG	TD
01/08	BUFFALO*	1/0	0	0	0.0	-	0
01/14	at Pittsburgh**	1/0	1	12	12.0	12	0
01/21	at New England***	1/0	6	80	13.3	27	0
PLAYOFF TOTALS		3/0	7	92	13.1	27	0

* AFC Wild Card game
 ** AFC Divisional game
 *** AFC Championship

2018 GAME-BY-GAME STATS (DALLAS)

DATE	OPPONENT	P/S	REC	YDS	AVG	LG	TD
09/09	at Carolina	1/0	1	20	20.0	20	0
09/16	N.Y. GIANTS	1/1	1	9	9.0	9	0
09/23	at Seattle	1/1	2	22	11.0	12	0
09/30	DETROIT	1/1	3	30	10.0	12	0
10/07	at Houston	1/1	1	3	3.0	3	1
10/14	JACKSONVILLE	1/1	0	0	0.0	-	0
10/21	at Washington	1/1	5	74	14.8	33	0
11/05	TENNESSEE	1/1	1	23	23.0	23	1
11/11	at Philadelphia	1/1	2	40	20.0	23	0
11/18	at Atlanta	1/1	0	0	0.0	-	0
11/22	WASHINGTON	1/1	1	7	7.0	7	0
11/29	NEW ORLEANS	1/1	0	0	0.0	-	0
12/09	PHILADELPHIA	1/1	1	9	9.0	9	0
12/16	at Indianapolis	1/1	1	9	9.0	9	0
12/23	TAMPA BAY	1/1	0	0	0.0	-	0
12/30	at N.Y. Giants	1/0	1	49	49.0	49	0
2018 TOTALS		16/7	20	295	14.8	49	2

DATE	OPPONENT	P/S	REC	YDS	AVG	LG	TD
01/05	SEATTLE*	1/1	1	14	14.0	14	0

* NFC Wild Card game



WIDE RECEIVER // 6-2 // 207 // STANFORD '19
 ACQUIRED: FA, '19
 HOMETOWN: VALENCIA, CALIF. // BORN: 12/10/95
 NFL: ROOKIE SEASON // DOLPHINS: ROOKIE SEASON

BEFORE THE NFL

COLLEGE (STANFORD):

- 4-year letterman (2015-18) and 1-year starter.

CAREER: Played in 53 games with 12 starts; 152 receptions for 1,738 yards (11.4 avg.) and 5 TDs; 22 punt returns for 230 yards (10.5 avg.).

- His 10.5 yards per punt return rank 8th in school history.
- His 152 receptions rank 10th in school history.
- His 1,738 receiving yards rank 12th in school history.

SENIOR (2018): Started 12 games; 60 receptions for 685 yards (11.4 avg.) and 2 TDs; 14 punt returns for 162 yards (11.6 avg.).

- His 60 receptions and 685 receiving yards were both 2nd on the team.

JUNIOR (2017): Played in all 14 games; 43 receptions for 461 yards (10.7 avg.) and 2 TDs; 8 punt returns for 68 yards (8.5 avg.).

SOPHOMORE (2016): Played in all 13 games; 37 receptions for 442 yards (12.0 avg.) and 1 TD.

TRUE FRESHMAN (2015): Played in all 14 games; 12 receptions for 150 yards (12.5 avg.).

HIGH SCHOOL (HART HS – SANTA CLARITA, CALIF.)

CAREER: 285 receptions for 5,268 yards (18.5 avg.) and 57 TDs; 61 overall TDs.

- His 285 receptions and 5,268 receiving yards set California state records.

SENIOR (2014): 106 receptions for 1,974 yards (18.6 avg.) and 22 TDs

- 1st-team All-American.
- 1st-team all-state.
- League Player of the Year.
- Los Angeles Daily News Player of the Year.

JUNIOR (2013): 1,456 receiving yards.

OFF THE FIELD

PERSONAL:

- **MAJOR:** Science, technology and society.

TRENTON IRWIN'S COLLEGE STATS

YEAR	TEAM	GP	GS	RECEIVING					RUSHING				
				REC	YDS	AVG	LG	TD	ATT	YDS	AVG	LG	TD
2015	STANFORD	14	0	12	150	12.5	20	0	0	0	0.0	0	0
2016	STANFORD	13	0	37	442	12.0	30	1	0	0	0.0	0	0
2017	STANFORD	14	0	43	461	10.7	30	2	0	0	0.0	0	0
2018	STANFORD	12	12	60	685	11.4	37	2	0	0	0.0	0	0
NCAA TOTALS		53	12	152	1738	11.4	37	5	0	0	0.0	0	0

ADDITIONAL STATS

Punt Returns: 8 for 68 yards (8.5 avg.) in 2017 and 14 for 162 yards (11.6 avg.) in 2018 for total of 22 for 230 yards (10.5 avg.).



20

RESHAD JONES

SAFETY // 6-1 // 215 // GEORGIA '10
 ACQUIRED: D5B, '10
 HOMETOWN: ATLANTA, GA. // BORN: 2/25/88
 NFL: 10TH SEASON // DOLPHINS: 10TH SEASON



NFL CAREER

TRANSACTIONS:

- 5th-round pick (163rd overall) by Miami in the 2010 NFL draft.

CAREER HONORS:

- 2017 Pro Bowl selection.
- Ike Taylor's Defensive Back of the Week (vs. Pittsburgh, 10/16/16).
- 2015 Pro Bowl selection.
- Co-recipient of the 2015 Dan Marino Team MVP Award (WR Jarvis Landry).
- No. 64 on the NFL Network Top 100 list in 2015.
- Peter King (MMQB) Defensive Player of the Week (vs. San Diego, 11/2/14).

CAREER HIGHLIGHTS:

- Played in 124 career games with 109 starts.
- 736 tackles (571 solo), 10.5 sacks, 21 interceptions, 54 passes defended, 3 forced fumbles and 7 fumble recoveries; 4 interception returns for TDs; 2 fumble returns for TDs.
- 13 special teams tackles (11 solo).
- His 6 defensive TDs are the 2nd-most in Dolphins history and most by a defensive back:

MOST DEFENSIVE TOUCHDOWNS IN DOLPHINS HISTORY		
PLAYER	YEARS	DEF. TDs
1. Jason Taylor	1997-2007; 2009; 2011	9
2. RESHAD JONES*	2010-18	6
3. Dick Anderson	1968-77	4
Terrell Buckley	1995-99; 2003	4
Zach Thomas	1996-2007	4

* active

- His 4 interception returns for TDs are tied with LB Zach Thomas for the most in team history.
- His 10.5 career sacks are 2nd in team history for most sacks among defensive backs:

MOST CAREER SACKS BY A DOLPHINS DEFENSIVE BACK		
PLAYER	YEARS	SACKS
1. Yeremiah Bell	2004-11	11.0
2. RESHAD JONES*	2010-18	10.5
3. Patrick Surtain	1998-2004	6.5
4. Liffort Hobley	1987-93	6.0
5. Jerry Wilson	1996-2000	5.5

* active

- His 122 tackles in 2017 led all NFL safeties and

ranked No. 6 in the AFC and No. 12 in the NFL among all players:

2017 NFL TACKLE LEADERS (SAFETIES)

PLAYER	TEAM	TOTAL	SOLO	ASST
1. RESHAD JONES	MIAMI	122	94	28
2. Keanu Neal	Atlanta	113	81	32
3. Landon Collins	N.Y. Giants	99	74	25
4. Jahleel Addae	L.A. Chargers	96	66	30
5. Matthias Farley	Indianapolis	95	58	37
Jordan Poyer	Buffalo	95	63	32

- Was the only NFL player to have 2 fumble recoveries for TDs in 2017.
- Voted by teammates to be a season-long captain in 2016.
- His 135 tackles led all NFL defensive backs in 2015:

2015 NFL TACKLE LEADERS (DEFENSIVE BACKS)

PLAYER	TEAM	TOTAL	SOLO	ASST
1. RESHAD JONES	MIAMI	135	106	29
2. Corey Graham	Buffalo	122	91	31
3. Mark Barron	St. Louis	113	76	37
Barry Church	Dallas	113	75	38
5. Deone Bucannon	Arizona	109	90	19

- Became 1st player in team history to record at least 100 tackles, 4 interceptions and 2 sacks in a season when he did so in 2015.
- His 5 interceptions in 2015 were the most by a Dolphins safety in a single season since 2002 (Brock Marion).
- Became the 1st player in team history to record an interception for a TD in consecutive games (at Tennessee, 10/18/15 and vs. Houston, 10/25/15).

2018 (MIAMI):

- Played in 14 games with 13 starts.
- Inactive for 2 games.
- 72 tackles (57 solo), 3 interceptions and 9 passes defended; 1 interception return for a TD.

VS. TENNESSEE (9/9):

- 7 tackles (4 solo), 2 interceptions and 2 passes defended.
- Intercepted QB Marcus Mariota and returned it 26 yards in the third quarter.
- Picked off QB Blaine Gabbert on third-and-4, returning it 54 yards in the fourth quarter.
- It was the 1st multi-interception game by a Dolphins safety since Sammy Knight (12/20/04 vs. NE).

AT CINCINNATI (10/7):

- 8 tackles (7 solo) and two

passes defended.

- Tipped a QB Andy Dalton pass that was intercepted by LB Kiko Alonso in the 1st quarter.

AT BUFFALO (12/30): 3 tackles (1 solo), 1 interception and 1 pass defended.

- Intercepted QB Josh Allen on 2nd-and-12, returning it 29 yards for a TD with 39 seconds remaining in the 2nd quarter to tie the game at 14.

2017 (MIAMI):

- Started all 16 games.
- 122 tackles (94 solo), 1.5 sacks, 2 interceptions, 5 passes defended and 3 fumble recoveries; 2 fumble recovery TDs.
- His 122 tackles led all NFL safeties and ranked No. 6 in the AFC and No. 12 in the NFL among all players.
- Was the only NFL player to have 2 fumble recoveries for TDs.

VS. TENNESSEE (10/8): 7 tackles (6 solo), 0.5 sacks and 2 fumble recoveries.

- Recovered a QB Matt Cassel fumble that was forced by LB Kiko Alonso and returned it 38 yards for a TD to put Miami up 10-0 in the 1st quarter.
- It was his 1st career fumble recovery for a TD.
- Also recovered a RB DeMarco Murray fumble that was forced by DT Davon Godchaux in the 1st quarter.
- Split a sack with DE Cameron Wake for a loss of 9 yards on 3rd-and-9, forcing Tennessee to punt in the 3rd quarter.

AT ATLANTA (10/15): 7 tackles (5 solo), 1 interception and 1 pass defended.

- Intercepted a QB Matt Ryan pass intended for TE Austin Hooper with 47 seconds remaining to seal the game for Miami.
- Also served as a game captain.

AT NEW ENGLAND (11/26): 13 tackles (10 solo) and 1 fumble recovery.

- Returned a fumble 14 yards for a 2nd quarter TD after a premature snap by the Patriots.
- It was the 5th defensive TD of Jones' career and his 2nd of the season.

PRO BOWL:

- Selected to start the Pro Bowl for the 2nd time in his career.
- Extended the team's streak to 20 consecutive seasons with a defensive player selected.
- Became the 4th Dolphins safety to earn multiple Pro Bowl selections, joining Jake Scott (5 times; 1971-75), Dick Anderson (3; 1972-74) and Brock Marion (3; 2000, 2003-04).

2016 (MIAMI):

- Started 6 games.
- Missed 10 games after being placed on injured reserve on Oct. 19.
- 51 tackles (31 solo), 0.5 sacks, 1 interception and 4 passes defended.
- Voted by teammates to be a season-long captain.

AT SEATTLE (9/11): 12 tackles (6 solo) and 1 pass defended.

VS. CLEVELAND (9/25): 10 tackles (9 solo), 0.5 sacks and 1 pass defended.

- Split a sack of QB Cody Kessler with DT Ndamukong Suh for a loss of 0.5 yards.

VS. PITTSBURGH (10/16): 5 tackles (4 solo), 1 interception and 1 pass defended.

- Intercepted a QB Ben Roethlisberger pass, returning it 17 yards.

HONORS:

- Ike Taylor's Defensive Back of the Week (vs. Pittsburgh, 10/16)

2015 (MIAMI):

- Started all 16 games.
- 135 tackles (106 solo), 2 sacks, 5 interceptions, 10 passes defended and 1 fumble recovery; 2 interception returns for TDs.
- Became 1st player in team history to record at least 100 tackles, 4 interceptions and 2 sacks in a season.
- His 5 interceptions were the most by a Dolphins safety in a single season since 2002 (Brock Marion).
- His 135 tackles led all NFL defensive backs.
- Became the 1st player in team history to record an interception for a TD in consecutive games (at Tennessee, 10/18 and vs. Houston, 10/25).

AT JACKSONVILLE (9/20): 11 tackles (8 solo).

- Along with LB Jelani Jenkins, recorded double-digit tackles for the 2nd consecutive week, which marked the 1st time a Dolphins player recorded double-digit tackles in the first 2 weeks of the season since LB Zach Thomas in 2007.

AT TENNESSEE (10/18): 8 tackles (5 solo) and 1 interception.

- His 30-yard interception return for a TD in the 3rd quarter was the 2nd score of his NFL career.

VS. HOUSTON (10/25): 8 solo tackles and 1 interception.

- Returned an interception of QB Brian Hoyer 23 yards for a TD in the 2nd quarter.
- Became 1st player in team history to record an interception return for a TD in consecutive games.

PRO BOWL:

- Earned his 1st Pro Bowl selection and was chosen to start the game.
- Joined CB Brent Grimes on the roster and marked the 1st time since following the 2003 season (CB Patrick Surtain and S Brock Marion) the Dolphins had two defensive backs selected to the Pro Bowl in the same season.
- Became the 1st Dolphins safety to earn a Pro Bowl selection since S Jeremiah Bell following the 2009 season.
- Became the 6th safety in team history to go to the Pro Bowl.

HONORS:

- Co-recipient of the Dan Marino Team MVP Award (WR Jarvis Landry).
- No. 64 on the NFL Network Top 100 list.

2014 (MIAMI):

- Started 12 games.
- Missed the first 4 games due to suspension.
- 79 tackles (70 solo), 7 passes defended, 3 interceptions, 1 sack and 1 forced fumble.

AT CHICAGO (10/19): 7 solo tackles, 1 interception and 2 passes defended.

- Intercepted QB Jay Cutler and returned it 50 yards in the 2nd quarter.

VS. SAN DIEGO (11/2): 5 solo tackles and 1 interception.

- Intercepted QB Philip Rivers and returned it 16 yards in the 2nd quarter.

AT N.Y. JETS (12/1): 10 tackles (9 solo) and 1 interception.

- Intercepted QB Geno Smith near midfield to end a Jets comeback attempt on their final snap of the game.

HONORS:

- Peter King (MMQB) Defensive Player of the Week (vs. San Diego, 11/2).

2013 (MIAMI):

- Started all 16 games.
- 107 tackles (84 solo), 1.5 sacks, 1 interception and 4 passes defended; 1 interception return for a TD.

AT INDIANAPOLIS (9/15): 9 tackles (6 solo) and 0.5 sacks.

VS. BALTIMORE (10/6): 3 solo tackles and 1 interception.

- Intercepted QB Joe Flacco and returned it 25 yards for the 1st TD of his career.
- It was the 1st interception return for a TD by a Dolphins safety since Brock Marion on Jan. 6, 2002.

VS. BUFFALO (10/20): 10 tackles (9 solo) and 1 sack.

2012 (MIAMI):

- Started all 16 games.
- 95 tackles (74 solo), 1 sack, 4 interceptions, 9 passes defended, 2 forced fumbles and 2 fumble recoveries.

VS. OAKLAND (9/18): 3 solo tackles and 1 interception.

- Intercepted QB Carson Palmer and returned it 8 yards.

AT CINCINNATI (10/7): 7 tackles (3 solo) and 1 interception.

- Intercepted QB Andy Dalton at midfield with 1:30 left in the game to secure the win.

VS. BUFFALO (12/23): 2 solo tackles, 1 interception and 2 fumble recoveries.

- Recovered a WR Steve Johnson fumble and returned it 24 yards, which led to a Dolphins TD in the 1st quarter.
- Recovered a fumble by QB Ryan Fitzpatrick in the 3rd quarter.
- Intercepted QB Ryan Fitzpatrick on Buffalo's final snap of the game, sealing the victory.

2011 (MIAMI):

- Played in 15 games with 12 starts.
- Inactive for 1 game.
- 62 tackles (45 solo), 2 sacks, 1 interception and 4 passes defended.
- 5 special teams tackles (4 solo).

VS. NEW ENGLAND (9/12): 12 tackles (8 solo) and 1 pass defended.

- Led the team in tackles.

VS. HOUSTON (9/18): 6 tackles (4 solo) and 1 sack.

- Sacked QB Matt Schaub for a 10-yard loss.

AT BUFFALO (12/18): 5 tackles (4 solo) and 1 interception.

- Intercepted QB Ryan Fitzpatrick and returned it 1 yard.

2010 (MIAMI):

- Played in 13 games with 2 starts.
- Inactive for 3 games.
- 14 tackles (11 solo), 1 sack, 1 interception and 2 passes defended.
- 7 solo special teams tackles and 1 special teams fumble recovery.

AT BUFFALO (9/12): Played but did not record any stats.

- Made his NFL debut.

VS. TENNESSEE (10/14): 2 solo tackles, 1 sack and 1 interception.

- Sacked QB Vince Young for a 10-yard loss for his 1st career sack.

- Reeled in his 1st career interception when he picked off Young in the end zone for a touchback with 3:28 left to seal the victory.

VS. CHICAGO (11/18): 5 tackles (4 solo).

- Made his 1st NFL start.

BEFORE THE NFL

COLLEGE (GEORGIA):

- 3-year letterman (2007-09) and 2-year starter.

CAREER: Played in 39 games with 27 starts; 206 tackles (129 solo), 11 interceptions and 22 passes defended.

- Became the 8th player in school history since 1950 to lead the team in interceptions in consecutive seasons.

JUNIOR (2009): Started all 13 games; 73 tackles (44 solo), 4 interceptions, 11 passes defended and 1 forced fumble.

- His 4 interceptions led the team.

- 2nd-team All-SEC.

- Won school's Most Improved Player Award.

SOPHOMORE (2008): Played in all 13 games with 12 starts; 76 tackles (45 solo), 5 interceptions, 8 passes defended and 1 fumble recovery; 2 punt returns for 38 yards (19.0 avg.)

- His 5 interceptions led the team and were tied for 4th in the SEC.

- 2nd-team All-SEC.

- 2nd-team Sophomore All-American.

- Won school's Most Improved Defensive Back Award.

REDSHIRT FRESHMAN (2007): Played in all 13 games with 2 starts; 57 tackles (40 solo), 2 interceptions and 3 passes defended.

- Won the school's Most Improved Defensive Back Award.

- Redshirted in 2006.

HIGH SCHOOL (BOOKER T. WASHINGTON HS – ATLANTA, GA.)

- Played safety, running back and wide receiver.

- Also lettered in track and basketball.

SENIOR (2005): 82 tackles and 2 interceptions; Scored 15 TDs on offense.

- All-state.

- Georgia Defensive Player of the Year.
- JUNIOR (2004):** 71 tackles and 10 interceptions.

OFF THE FIELD

COMMUNITY:

- Participated in numerous team events, such as the Miami Dolphins Foundation Fishing Tournament, Kids and Fins Publix Shopping Spree, and taking local students to Dave & Buster's.
- Purchased game tickets and donated them to

local charities.

- Donated money to help purchase toys and meals for families for the holidays.
- Participated in the Dolphins Cancer Challenge Celebrity Golf Tournament in April 2017.

PERSONAL:

- Participated in the 3-day Stephen Ross externship in New York in July 2016.
- **MAJOR:** Housing.

RESHAD JONES' NFL REGULAR SEASON STATS

YEAR	TEAM	GP	GS	TACKLES					INTERCEPTIONS					FUMBLES	
				TOT	SOLO	ASST	SK	YDS	INT	YDS	LG	TD	PD	FF	FR
2010	MIAMI	13	2	14	11	3	1.0	10.0	1	0	0	0	2	0	1
2011	MIAMI	15	12	62	45	17	2.0	14.0	1	1	1	0	4	0	0
2012	MIAMI	16	16	94	73	21	1.0	5.0	4	28	15	0	9	2	2
2013	MIAMI	16	16	107	84	23	1.5	9.0	1	25	25t	1	4	0	0
2014	MIAMI	12	12	79	70	9	1.0	8.0	3	62	50	0	7	1	0
2015	MIAMI	16	16	135	106	29	2.0	13.0	5	104	42	2	10	0	1
2016	MIAMI	6	6	51	31	20	0.5	0.5	1	17	17	0	4	0	0
2017	MIAMI	16	16	122	94	28	1.5	4.5	2	15	15	0	5	0	3
2018	MIAMI	14	13	72	57	15	0.0	0.0	3	109	54	1	9	0	0
NFL TOTALS		124	109	736	571	165	10.5	64.0	21	361	54	4	54	3	7

ADDITIONAL STATS

Special Teams Tackles: 7 in 2010, 5 in 2011, 1 in 2014 for total of 13.

Punt Returns: 1 for 0 yards in 2012.

Kickoff Returns: 2 for 43 yards in 2015.

Defensive Touchdowns: 25-yard interception return vs. Baltimore (10/6/13); 30-yard interception return at Tennessee (10/18/15); 23-yard interception return vs. Houston (10/25/15); 39-yard fumble return vs. Tennessee (10/8/17); 14-yard fumble return at New England (11/26/17); 29-yard interception return at Buffalo (12/30/18) for total of 6.

SINGLE-GAME CAREER HIGHS

Tackles: 15 at Kansas City, 12/24/16
Sacks: 1 9 times, last: vs. Buffalo, 12/31/17
Interceptions: 2 vs. Tennessee, 9/9/18
Passes Defensed: 2 6 times, last: at Cincinnati, 10/7/18
Forced Fumbles: 1 3 times, last: vs. N.Y. Jets, 12/28/14
Fumble Recoveries: 2 twice, last: vs. Tennessee, 10/18/17



71

JARYD JONES-SMITH

TACKLE // 6-7 // 345 // PITTSBURGH '18
ACQUIRED: FA, '19
HOMETOWN: CAMDEN, N.J. // BORN: 9/3/95
NFL: FIRST SEASON // DOLPHINS: FIRST SEASON

NFL CAREER

TRANSACTIONS:

- Signed by Miami on April 9, 2019.
- Signed by the San Antonio Commanders of the Alliance of American Football in Jan. 2019.
- Waived by Houston on Sept. 1, 2018.
- Signed by Houston as an undrafted college free agent on May 11, 2018.

2019 (SAN ANTONIO-AAF/MIAMI):

- Signed by Miami on April 9.
- Played in 8 games with 7 starts for San Antonio of the Alliance of American Football.
- 1 solo tackle with San Antonio.

2018 (HOUSTON):

- Spent the offseason and training camp with Houston before being waived on Sept. 1.

BEFORE THE NFL

COLLEGE (PITTSBURGH):

- 4-year letterman (2014-17) and 1-year starter.

CAREER: Played in 33 games with 13 starts – 9 at right tackle, 3 at left tackle and 1 as a 6th offensive lineman.

SENIOR (2017): Played in all 12 games with 9 starts at right tackle.

JUNIOR (2016): Played in 8 games with 1 start as a 6th offensive lineman.

- Helped block for a rushing unit that averaged 225.1 yards per game.

SOPHOMORE (2015): Missed the entire season due to injury.

REDSHIRT FRESHMAN (2014): Played in all 13 games with 3 starts at left tackle.

- Redshirted in 2013.

HIGH SCHOOL (WEST CATHOLIC HS – PHILADELPHIA, PA.)

- Played offensive and defensive line.
- Also lettered in basketball and track and field.

SENIOR (2012):

- 1st-team all-state.
- Helped lead team to Catholic League championship.

OFF THE FIELD

PERSONAL:

- **MAJOR:** Communications.



67

DANIEL KILGORE

CENTER // 6-3 // 291 // APPALACHIAN STATE '08
ACQUIRED: T, '18 (5F)
HOMETOWN: KINGSFORT, TENN. // BORN: 12/18/87
NFL: NINTH SEASON // DOLPHINS: SECOND SEASON

NFL CAREER

TRANSACTIONS:

- Traded from San Francisco to Miami on March 15, 2018.
- 5th-round pick (163rd overall) by San Francisco in the 2011 NFL draft.

CAREER HONORS:

- 2012 Madden Most Valuable Protectors Award, recognizing the best offensive line in the NFL.

CAREER HIGHLIGHTS:

- Played in 78 career games with 43 starts.
- Has allowed just 7.75 sacks and flagged for only 11 penalties.
- Appeared in 6 postseason games and participated in 2 NFC Championship contests.
- Played in Super Bowl XLVII with San Francisco at the end of the 2012 season.

2018 (MIAMI):

- Started 4 games.
- Missed the rest of the season after being placed on injured reserve on Oct. 3.

VS. TENNESSEE (9/9):

 Started at center.

- Protected QB Ryan Tannehill, who completed 20-of-28 passes (71.4 pct.) for 230 yards and 2 TDs.

AT N.Y. JETS (9/16):

 Started at center.

- Protected QB Ryan Tannehill, who completed 17-of-23 passes (73.9 pct.) for 168 yards and 2 TDs.
- Blocked for a running game that had 31 carries for 135 yards (4.4 avg.) and 1 TD.

VS. OAKLAND (9/23):

 Started at center.

- Protected QB Ryan Tannehill, who completed 17-of-23 passes (73.9 pct.) for 289 yards and 3 TDs.

2017 (SAN FRANCISCO):

- Started all 16 games at center.
- Committed just 4 penalties.
- Helped San Francisco win 5 consecutive games and 6 of their last 7 contests to finish the season.
- Did not allow a sack and was flagged just once during that 7-game span.

AT SEATTLE (9/17):

 Started at center.

- Blocked for a rushing attack that totaled 159 yards on 19 carries (8.37 avg.), the 3rd-highest average against the Seahawks all-time and the 6th highest single-game average in 49ers history.

VS. N.Y. GIANTS (11/12):

 Started at center.

- Helped the offense total a season-high 474 yards in the 31-21 victory.

VS. JACKSONVILLE (12/24):

 Started at center.

- Helped the team score a season-high 44 points and win their 4th straight game.

2016 (SAN FRANCISCO):

- Started 13 games at center.
- Missed the final 3 games of the season after being placed on injured reserve on Dec. 13.
- Allowed just 1.5 sacks and was flagged only 3 times.

VS. N.Y. JETS (12/11):

 Started at center.

- Helped the offense total 248 rushing yards, the most by the 49ers in a game since Dec. 20, 2014 vs. San Diego (355).
- Averaged 9.2 yards per carry, which was the 2nd-highest single-game average in 49ers history.

2015 (SAN FRANCISCO):

- Played in 5 games with 3 starts at center.
- Missed the first 11 games of the season after he was placed on the physically unable to perform list on Aug. 31 and activated on Dec. 5.
- Allowed 0.75 sacks and was not flagged for any penalties.

2014 (SAN FRANCISCO):

- Started 7 games at center.
- Missed the rest of the season after being placed on injured reserve on Oct. 25.
- Allowed just 1 sack and did not commit any penalties.

AT DALLAS (9/7):

 Started at center.

- Made his 1st career start.

2013 (SAN FRANCISCO):

- Played in all 16 games.
- Did not allow a sack or commit any penalties.

POSTSEASON:

NFC WILD CARD AT GREEN BAY (1/5): Played but did not record any stats.

NFC DIVISIONAL AT CAROLINA (1/12): Played but did not record any stats.

NFC CHAMPIONSHIP AT SEATTLE (1/19): Played but did not record any stats.

2012 (SAN FRANCISCO):

- Played in all 16 games.
- Did not allow a sack and was flagged for just 2 penalties.

POSTSEASON:

NFC DIVISIONAL VS. GREEN BAY (1/12): Played but did not record any stats.

NFC CHAMPIONSHIP AT ATLANTA (1/20): Played but did not record any stats.

SUPER BOWL XLVII VS. BALTIMORE (2/3): Played but did not record any stats.

HONORS:

- Madden Most Valuable Protectors Award, recognizing the best offensive line in the NFL.

2011 (SAN FRANCISCO):

- Played in 1 game.
- Inactive for 14 games.
- Dressed but did not play 1 game.

VS. PITTSBURGH (12/19): Played but did not record any stats.

- Made his NFL debut.

BEFORE THE NFL

COLLEGE (APPALACHIAN STATE):

- 4-year letterman (2007-10) and 2-year starter.

CAREER: Played in 48 games with 29 starts.

- Started 16 games at right guard and 13 at left tackle.

SENIOR (2010): Started all 13 games at left tackle.

- College Sports News All-American.

- 1st-team All-Southern Conference

JUNIOR (2009): Played in 12 games.

SOPHOMORE (2008): Started all 14 games at right guard.

REDSHIRT FRESHMAN (2007): Played in 9 games with 2 starts at right guard.

- Also saw action at tight end.
- Helped his school win the FCS national championship.
- Redshirted in 2006.

HIGH SCHOOL (DOBYNS-BENNETT HS – KINGSFORT, TENN.)

- 3-year starter at center.
- Also played baseball, basketball, wrestling and threw shot put.

SENIOR (2005):

- 1st-team all-state.

OFF THE FIELD

COMMUNITY:

- Has participated in several 49ers charitable events, such as a breast cancer fashion show and elementary school visits.
- Sponsored the Tribe Games for each of the past 5 years in his hometown of Kingsport, Tenn., which is a series of athletic competitions for special needs kids.
- Coached youth football on the weekends while in San Francisco.

PERSONAL:

- Served as a student-teacher at Hardin Park Elementary School in Boone, N.C. working with special-education students in adaptive physical education classes.
- Aspires to be a coach and special-education teacher following his NFL career.
- **MAJOR:** Physical education and adaptive physical education.

DANIEL KILGORE'S NFL REGULAR SEASON STATS

GAMES/STARTS: (San Francisco) 2011: 1/0, 2012: 16/0, 2013: 16/0, 2014: 7/7, 2015: 5/3, 2016: 13/13, **NFL TOTALS: 78/43**
2017: 16/16, (Miami) 2018: 4/4

DANIEL KILGORE'S NFL PLAYOFF STATS

GAMES/STARTS: 2012: 3/0, 2013: 3/0

PLAYOFF TOTALS: 6/0



42 PATRICK LAIRD

RUNNING BACK // 6-0 // 205 // CALIFORNIA '19
 ACQUIRED: FA, '19
 HOMETOWN: ARROYO GRANDE, CALIF. // BORN: 8/17/95
 NFL: ROOKIE SEASON // DOLPHINS: ROOKIE SEASON

BEFORE THE NFL

COLLEGE (CALIFORNIA):

- 4-year letterman (2014; 2016-18) and 2-year starter.
- CAREER:** Played in 41 games with 21 starts; 425 carries for 2,153 yards (5.1 avg.) and 14 TDs; 99 receptions for 608 yards (6.1 avg.) and 5 TDs; 2-of-2 passing (100 pct.) for 25 yards.
- SENIOR (2018):** Started all 13 games; 223 carries for 961 yards (4.3 avg.) and 5 TDs; 51 receptions for 288 yards (5.7 avg.) and 4 TDs; 2-of-2 passing (100 pct.) for 25 yards.
 - Finalist for the Bursworth Trophy (nation's best former walk-on).
 - His 51 receptions were the most in school history by a running back.
 - Voted a team captain.
- JUNIOR (2017):** Played in 11 games with 8 starts; 191 carries for 1,127 yards (5.9 avg.) and 8 TDs; 45 receptions for 322 yards (7.2 avg.) and 1 TD.
 - Honorable mention All-Pac-12.
 - His 5.9 yards per carry ranked 6th in the Pac-12 (min. 100 attempts).
 - His 1,127 rushing yards ranked 8th in the Pac-12.
- REDSHIRT SOPHOMORE (2016):** Played in all 12 games; 8 carries for 59 yards (7.4 avg.) and 1 TD; 3 receptions for -2 yards (-0.7 avg.).
 - Redshirted in 2015.
- TRUE FRESHMAN (2014):** Played in 5 games; 3 carries for 6 yards (2.0 avg.).

HIGH SCHOOL (MISSION COLLEGE PREP HS – SAN LUIS OBISPO, CALIF.)

- Played running back and defensive back.
- Also lettered in basketball.
- CAREER:** 547 carries for 4,551 yards (8.3 avg.) and 50 TDs; 47 receptions for 734 yards (15.6 avg.) and 11 TDs; 77 tackles, 2 sacks, 5 interceptions, 12 passes defensed and 1 fumble recovery; 16 kickoff returns for 483 yards (30.2 avg.); 11 punt returns for 142 yards (12.9 avg.); 1 blocked punt.
- SENIOR (2013):** 408 carries for 3,117 yards (7.6 avg.) and 32 TDs; 7 receptions for 67 yards (9.6 avg.) and 2 TDs.
- JUNIOR (2012):** 77 carries for 970 yards (12.6 avg.) and 13 TDs; 27 receptions for 506 yards (18.7 avg.) and 7 TDs; 51 tackles, 2 sacks, 1 interception and 6 passes defensed; 4 kickoff returns for 65 yards (16.3 avg.); 2 punt returns for 31 yards (15.5 avg.).
- SOPHOMORE (2011):** 62 carries for 464 yards (7.5 avg.); 13 receptions for 161 yards (12.4 avg.) and 2 TDs; 26 tackles, 2 interceptions, 3 passes defensed and 1 fumble recovery; 8 kickoff returns for 227 yards (28.4 avg.); 3 punt returns for 45 yards (15.0 avg.); 1 blocked punt.

OFF THE FIELD

PERSONAL:

- **MAJOR:** Political science and business administration.

PATRICK LAIRD'S COLLEGE STATS

YEAR	TEAM	GP	GS	RUSHING					RECEIVING				
				ATT	YDS	AVG	LG	TD	REC	YDS	AVG	LG	TD
2014	CALIFORNIA	5	0	3	6	2.0	3	0	0	0	0.0	0	0
2015	CALIFORNIA			REDSHIRTED									
2016	CALIFORNIA	12	0	8	59	7.4	19	1	3	-2	-0.7	2	0
2017	CALIFORNIA	11	8	191	1127	5.9	73	8	45	322	7.2	54	1
2018	CALIFORNIA	13	13	223	961	4.3	62	5	51	288	5.7	29	4
NCAA TOTALS		41	21	425	2153	5.1	73	14	99	608	6.1	54	5

ADDITIONAL STATS

Passing: 2-of-2 (100.0 pct.) for 25 yards in 2018.



30

CHRIS LAMMONS

CORNERBACK // 5-10 // 190 // SOUTH CAROLINA '18
ACQUIRED: FA, '18
HOMETOWN: LAUDERHILL, FLA. // BORN: 1/31/96
NFL: FIRST SEASON // DOLPHINS: FIRST SEASON

NFL CAREER

TRANSACTIONS:

- Signed to Miami's practice squad on Nov. 28, 2018.
- Released from New Orleans' practice squad on Oct. 20, 2018.
- Signed to New Orleans' practice squad on Oct. 2, 2018.
- Waived by Atlanta on Sept. 1, 2018.
- Signed by Atlanta as an undrafted free agent on May 1, 2018.

2018 (ATLANTA/NEW ORLEANS/MIAMI):

- Spent the final 5 weeks on Miami's practice squad after being signed on Nov. 28.
- Spent 2 weeks on New Orleans' practice squad.
- Spent the offseason and training camp with Atlanta before being waived on Sept. 1.

BEFORE THE NFL

COLLEGE (SOUTH CAROLINA):

- 4-year letterman (2014-17) and 3-year starter.

CAREER: Played in 44 games with 37 starts; 177 tackles (136 solo), 1 sack, 4 interceptions, 21 passes defended, 3 forced fumbles and 1 fumble recovery; 28 punt returns for 212 yards (7.6 avg.).

SENIOR (2017): Started all 13 games; 79 tackles (62 solo), 7 passes defended, 1 forced fumble and 1 fumble recovery; 19 punt returns for 141 yards (7.4 avg.).

- His 79 tackles ranked 3rd on the team.
 - His 7.4 yards per punt return were 6th in the SEC.
- JUNIOR (2016):** Started all 13 games; 53 tackles (36 solo), 1 sack, 3 interceptions, 9 passes defended and 2 forced fumbles; 9 punt returns for 71 yards (7.9 avg.).
- His 3 interceptions were tied for 8th in the SEC.
- SOPHOMORE (2015):** Played in 8 games with 4 starts; 24 tackles (18 solo), 1 interception and 5 passes defended.
- TRUE FRESHMAN (2014):** Played in 10 games with 7 starts; 21 tackles (20 solo).

HIGH SCHOOL (PLANTATION HS – PLANTATION, FLA.)

- Played quarterback and defensive back.
- SENIOR (2013):** Passed for 1,500 yards and 15 TDs; rushed for 900 yards and 7 TDs; 30 tackles, 2 interceptions and 10 passes defended.
- Played in the U.S. Army All-America Bowl.

OFF THE FIELD

PERSONAL:

- **PRONUNCIATION:** Last name is pronounced luh-MAWNS.
- **MAJOR:** Sociology.



JONATHAN LEDBETTER

DEFENSIVE END // 6-4 // 280 // GEORGIA '19
 ACQUIRED: FA, '19
 HOMETOWN: TUCKER, GA. // BORN: 9/12/97
 NFL: ROOKIE SEASON // DOLPHINS: ROOKIE SEASON

BEFORE THE NFL

COLLEGE (GEORGIA):

- 4-year letterman (2015-18) and 2-year starter.
- CAREER:** Played in 43 games with 28 starts; 122 tackles (42 solo), 4.5 sacks and 2 forced fumbles.
- SENIOR (2018):** Played in all 14 games with 13 starts; 56 tackles (15 solo), 1 sack and 2 forced fumbles.
 - 2nd-team All-SEC.
 - His 56 tackles were 4th on the team.
 - Served as a team captain.
- JUNIOR (2017):** Played in all 15 games with 11 starts; 38 tackles (18 solo) and 2.5 sacks.

SOPHOMORE (2016): Played in 7 games with 4 starts; 24 tackles (7 solo) and 1 sack.

TRUE FRESHMAN (2015): Played in 7 games; 4 tackles (2 solo).

HIGH SCHOOL (TUCKER HS – TUCKER, GA.)

SENIOR (2014):

- Honorable mention all-state.

OFF THE FIELD

PERSONAL:

- **MAJOR:** Sport management.

JONATHAN LEDBETTER'S COLLEGE STATS																
YEAR	TEAM	GP	GS	TACKLES					INTERCEPTIONS					FUMBLES		
				TOT	SOLO	ASST	SK	YDS	INT	YDS	LG	TD	PD	FF	FR	
2015	GEORGIA	7	0	4	2	2	0.0	0.0	0	0	0	0	0	0	0	0
2016	GEORGIA	7	4	24	7	17	1.0	4.0	0	0	0	0	0	0	0	0
2017	GEORGIA	15	11	38	18	20	2.5	21.0	0	0	0	0	0	0	0	0
2018	GEORGIA	14	13	56	15	41	1.0	7.0	0	0	0	0	0	0	2	0
NCAA TOTALS		43	28	122	42	80	4.5	32.0	0	0	0	0	0	0	2	0



94

JOEY
MBU

DEFENSIVE TACKLE // 6-3 // 330 // HOUSTON '15
ACQUIRED: FA, '19
HOMETOWN: RICHMOND, TEXAS // BORN: 3/28/93
NFL: SECOND SEASON // DOLPHINS: FIRST SEASON

NFL CAREER

TRANSACTIONS:

- Signed by Miami on April 9, 2019.
- Signed by the San Antonio Commanders of the Alliance of American Football in Jan. 2019.
- Waived by Green Bay on Sept. 1, 2018.
- Signed by Green Bay on June 11, 2018.
- Waived by Indianapolis on May 1, 2018.
- Promoted from Indianapolis' practice squad on Nov. 7, 2017.
- Signed to Indianapolis' practice squad on Sept. 4, 2017.
- Waived by Washington on Sept. 2, 2017.
- Signed to Washington's practice squad on Oct. 10, 2016.
- Released from Atlanta's practice squad on Sept. 7, 2016.
- Signed to Atlanta's practice squad on Sept. 4, 2016.
- Waived by Atlanta on Sept. 3, 2016.
- Promoted from Atlanta's practice squad on Dec. 11, 2015.
- Signed to Atlanta's practice squad on Sept. 7, 2015.
- Waived by Atlanta on Sept. 5, 2015.
- Signed by Atlanta as an undrafted college free agent on May 8, 2015.

CAREER HIGHLIGHTS:

- Played in 9 career NFL games.
- 7 tackles (3 solo).

2019 (SAN ANTONIO-AAF/MIAMI):

- Signed by Miami on April 9.
- Started 8 games for San Antonio of the Alliance of American Football.
- 9 tackles (3 solo) and 2 sacks for San Antonio.

2018 (INDIANAPOLIS/GREEN BAY):

- Spent part of the offseason and all of training camp with Green Bay before being waived on Sept. 1.
- Signed by Green Bay on June 11.
- Waived by Indianapolis on May 1.

2017 (WASHINGTON/INDIANAPOLIS):

- Played in 7 games for Indianapolis.
- 3 tackles (2 solo) for Indianapolis.

- Promoted from Indianapolis' practice squad on Nov. 7.
- Spent 9 weeks on Indianapolis' practice squad.
- Waived by Washington on Sept. 2.

VS. DENVER (12/14): 1 solo tackle.

AT BALTIMORE (12/23): 1 solo tackle.

2016 (ATLANTA/WASHINGTON):

- Spent 11 weeks on Washington's practice squad.
- Spent the offseason and training camp with Atlanta.

2015 (ATLANTA):

- Played in 2 games.
- Inactive for 2 games.
- 4 tackles (1 solo).
- Promoted from Atlanta's practice squad on Dec. 11.

AT CAROLINA (12/13): 2 tackles (1 solo).

- Made his NFL debut.

BEFORE THE NFL

COLLEGE (HOUSTON):

- 4-year letterman (2011-14) and 3-year starter.

CAREER: Played in 50 games with 34 starts; 92 tackles (38 solo), 4 sacks, 2 interceptions and 10 passes defended.

SENIOR (2014): Started all 13 games; 32 tackles (17 solo), 2.5 sacks, 1 interception and 5 passes defended.

- 1st-team All-AAC.
- Served as a team captain.

JUNIOR (2013): Started all 13 games; 29 tackles (13 solo), 0.5 sacks and 3 passes defended.

- His 29 tackles led the team's defensive tackles unit.
- Recorded multiple tackles in 11 games.

SOPHOMORE (2012): Played in all 12 games with 8 starts; 27 tackles (7 solo), 1 sack, 1 interception and 2 passes defended.

- His 27 tackles led the team's defensive tackles unit.

TRUE FRESHMAN (2011): Played in all 12 games; 4 tackles (1 solo).

HIGH SCHOOL (FOSTER HS – RICHMOND, TEXAS)

- Started on offensive and defensive line.
- Also lettered in track and field.

SENIOR (2010): 67 tackles, 2 sacks and 2 blocked field goals.

- 1st-team all-district.
- 1st-team all-area.

JUNIOR (2009):

- 1st-team all-district.
- 1st-team all-area.

OFF THE FIELD

PERSONAL:

- **PRONUNCIATION:** Last name is pronounced EHM-boo.
- **MAJOR:** Kinesiology.

JOEY MBU'S NFL REGULAR SEASON STATS

YEAR	TEAM	GP	GS	TACKLES					INTERCEPTIONS					FUMBLES		
				TOT	SOLO	ASST	SK	YDS	INT	YDS	LG	TD	PD	FF	FR	
2015	ATLANTA	2	0	4	1	3	0.0	0.0	0	0	0	0	0	0	0	0
2016	WASHINGTON			PRACTICE SQUAD												
2017	INDIANAPOLIS	7	0	3	2	1	0.0	0.0	0	0	0	0	0	0	0	0
2018				NOT ON ROSTER												
NFL TOTALS		9	0	7	3	4	0.0	0.0	0	0	0	0	0	0	0	0



28

BOBBY McCain

SAFETY // 5-11 // 192 // MEMPHIS '15

ACQUIRED: D5A, '15

HOMETOWN: OXFORD, ALA. // BORN: 8/18/93

NFL: FIFTH SEASON // DOLPHINS: FIFTH SEASON

NFL CAREER

TRANSACTIONS:

- 5th-round pick (145th overall) by Miami in the 2015 NFL draft.

CAREER HIGHLIGHTS:

- Played in 62 career games with 32 starts.
- 171 tackles (134 solo), 4 sacks, 4 interceptions, 22 passes defended and 1 forced fumble.
- 12 special teams tackles (8 solo).
- His 4 career sacks are tied for 2nd-most by a cornerback in team history.

2018 (MIAMI):

- Played in 14 games with 13 starts.
- Inactive for 2 games.
- 60 tackles (50 solo), 2 sacks, 1 interception and 5 passes defended.
- 1 assisted special teams tackle.
- Serves as a season-long team captain.

VS. OAKLAND (9/23): 8 tackles (5 solo) and 1 pass defended; 1 assisted special teams tackle.

VS. BUFFALO (12/2): 4 solo tackles and 1 sack.

- Sacked QB Josh Allen on 2nd-and-9 for a loss of 7 yards with 5:14 left in the 4th quarter.

VS. NEW ENGLAND (12/9): 7 tackles (4 solo) and 1 sack.

- Sacked QB Tom Brady for a loss of 7 yards on third-and-3 in the 3rd quarter.

2017 (MIAMI):

- Played in all 16 games with 7 starts.
- 45 tackles (33 solo), 1 sack, 2 interceptions and 7 passes defended.
- 3 solo special teams tackles.

VS. N.Y. JETS (10/22): 2 solo tackles, 1 interception and 1 pass defended.

- Intercepted QB Josh McCown and returned it 6 yards to the Jets 17-yard line with 47 seconds left, setting up K Cody Parkey's 39-yard game-winning field goal.

AT NEW ENGLAND (11/26): 2 tackles (1 solo), 1 interception and 1 pass defended.

- Intercepted QB Tom Brady on a third-and-8 in the 2nd quarter.
- It was just the 3rd interception of Brady's season up until that point (Week 12).

VS. DENVER (12/3): 3 solo tackles, 1 sack and 3

passes defended.

- Deflected a QB Trevor Siemian pass that was intercepted by S T.J. McDonald on Denver's 1st possession of the game.
- Sacked Siemian for a loss of 13 yards with 11 seconds left in the game.

2016 (MIAMI):

- Played in all 16 games with 8 starts.
- 44 tackles (32 solo), 1 sack, 1 interception, 6 passes defended and 1 forced fumble.
- 2 special teams tackles (1 solo).

AT CINCINNATI (9/29): 4 tackles (2 solo), 1 sack and 1 pass defended.

- Sacked QB Andy Dalton for a loss of 11 yards for the 1st sack of his career.

VS. N.Y. JETS (11/6): 3 solo tackles, 1 interception and 1 pass defended.

- Intercepted QB Ryan Fitzpatrick in the end zone in the 4th quarter for his 1st career interception.

VS. NEW ENGLAND (1/1): 6 tackles (5 solo) and 1 pass defended.

POSTSEASON:

AFC WILD CARD AT PITTSBURGH (1/8): 2 assisted tackles.

2015 (MIAMI):

- Played in all 16 games with 4 starts.
- 22 tackles (19 solo).
- 6 special teams tackles (4 solo).

AT WASHINGTON (9/13): Played but did not record any stats.

- Made his NFL debut.

AT PHILADELPHIA (11/15): 2 tackles (1 solo) and 1 pass defended.

- Made his 1st NFL start.

VS. BALTIMORE (12/6): 7 solo tackles and 1 pass defended.

BEFORE THE NFL

COLLEGE (MEMPHIS):

- 4-year starter (2011-14).

CAREER: Played in 45 games with 43 starts; 136 tackles (108 solo), 1.5 sacks, 12 interceptions, 27 passes defended, 3 fumble recoveries and 1 forced fumble; 42 kickoff returns for 1,061 yards (25.3 avg.).

- Returned four interceptions for TDs.
- Finished career tied for 5th in school history with

12 interceptions and 2nd with 246 interception return yards.

SENIOR (2014): Started all 13 games; 46 tackles (38 solo), 5 interceptions, 9 passes defended and 1 fumble recovery; 13 kickoff returns for 326 yards (25.1 avg.).

- Returned 1 interception for a TD.
- 1st-team All-AAC.

JUNIOR (2013): Started 9 games; 25 tackles (21 solo), 6 interceptions, 10 passes defended and 2 fumble recoveries; 1 kickoff return for 14 yards.

- Returned 2 interceptions for TDs.

SOPHOMORE (2012): Started all 12 games.

- 36 tackles (26 solo), 1.5 sacks and 3 passes defended; 28 kickoff returns for 721 yards (25.8 avg.).

TRUE FRESHMAN (2011): Played in 11 games with 9 starts; 29 tackles (23 solo), 1 interception, 5 passes defended and 1 forced fumble.

- Returned 1 interception for a TD.

HIGH SCHOOL (OXFORD HS – OXFORD, ALA.)

- Played both sides of the ball.

• Also lettered in baseball, playing outfield and catcher.

SENIOR (2010): 35 tackles and 1 interception; 25 receptions for 378 yards (15.1 avg.) and 3 TDs; 28 carries for 212 yards (7.6 avg.) and 6 TDs; 10-of-21 passing (47.6 pct.) for 221 yards.

JUNIOR (2009): 39 tackles, 1 interception and 6 passes defended.

OFF THE FIELD

COMMUNITY:

- Participated in the 2018 Football Unites police ride along.
- Golfed in the 2018 Dolphins Cancer Challenge and Fins Weekend golf tournaments.
- Participated in the Ashley HomeStore Hope to Dream sleepover event, surprising 100 underprivileged children with their own bed.
- Participated in the 2018 Miami Dolphins Business Combine.

PERSONAL:

- **MAJOR:** Sports & leisure management.

BOBBY McCAIN'S NFL REGULAR SEASON STATS

YEAR	TEAM	GP	GS	TACKLES					INTERCEPTIONS					FUMBLES		
				TOT	SOLO	ASST	SK	YDS	INT	YDS	LG	TD	PD	FF	FR	
2015	MIAMI	16	4	22	19	3	0.0	0.0	0	0	0	0	0	4	0	0
2016	MIAMI	16	8	44	32	12	1.0	11.0	1	0	0	0	0	6	1	0
2017	MIAMI	16	7	45	33	12	1.0	13.0	2	6	6	0	7	0	0	0
2018	MIAMI	14	13	60	50	10	2.0	14.0	1	0	0	0	5	0	0	0
NFL TOTALS		62	32	171	134	37	4.0	38.0	4	6	6	0	22	1	0	0

BOBBY McCAIN'S NFL PLAYOFF STATS


YEAR	TEAM	GP	GS	TACKLES					INTERCEPTIONS					FUMBLES			
				TOT	SOLO	ASST	SK	YDS	INT	YDS	LG	TD	PD	FF	FR		
2016	MIAMI	1	1	2	0	2	0.0	0.0	0	0	0	0	0	0	0	0	0
NFL TOTALS		1	1	2	0	2	0.0	0.0	0	0	0	0	0	0	0	0	0

ADDITIONAL STATS

Special Teams Tackles: 6 in 2015, 2 in 2016, 3 in 2017, 1 in 2018 for total of 12.

SINGLE-GAME CAREER HIGHS

Tackles:	8	twice, last: vs. Oakland, 9/23/18
Sacks:	1	4 times, last: vs. New England, 12/9/18
Interceptions:	1	4 times, last: at New England, 9/30/18
Passes Defended:	3	vs. Denver, 12/3/17
Forced Fumbles:	1	at New England, 9/18/16



22

T.J.
McDONALD

SAFETY // 6-2 // 215 // SOUTHERN CALIFORNIA '13
ACQUIRED: UFA, '17 (LAR)
HOMETOWN: FRESNO, CALIF. // BORN: 1/26/91
NFL: SEVENTH SEASON // DOLPHINS: THIRD SEASON

NFL CAREER

TRANSACTIONS:

- Signed by Miami as an unrestricted free agent from the L.A. Rams on March 31, 2017.
- 3rd-round pick (71st overall) by St. Louis in the 2013 NFL draft.

CAREER HIGHLIGHTS:

- Started 75 career games.
- 410 tackles (309 solo), 5 sacks, 8 interceptions, 25 passes defended, 1 forced fumble and 3 fumble recoveries.

2018 (MIAMI):

- Started 14 games.
- Inactive for 2 games.
- 84 tackles (62 solo), 3 interceptions, 5 passes defended and 1 fumble recovery.
- 1 special teams tackle.

AT N.Y. JETS (9/16): 1 solo tackle, 1 interception and 1 pass defended.

- Intercepted a QB Sam Darnold pass and returned it 31 yards to the Jets' 15-yard line, setting up a RB Kenyan Drake 6-yard TD run to put Miami up 7-0 in the 1st quarter.

VS. CHICAGO (10/14): 3 tackles (2 solo), 1 interception and 1 pass defended.

- Intercepted QB Mitch Trubisky in the end zone with 12:21 remaining in 4th quarter.

VS. N.Y. JETS (11/4): 9 tackles (8 solo), 1 interception and 2 passes defended.

- Intercepted QB Sam Darnold on 4th-and-15 with 2:22 remaining in the game.

2017 (MIAMI):

- Started 8 games.
- 45 tackles (31 solo), 1 interception and 3 passes defended.

AT CAROLINA (11/13): 9 tackles (7 solo).

- Made his Dolphins debut.

VS. TAMPA BAY (11/19): 5 tackles (4 solo) and 1 pass defended.

VS. DENVER (12/3): 2 solo tackles, 1 interception and 1 pass defended.

- Intercepted QB Trevor Siemian on Denver's 1st possession of the game.

2016 (L.A. RAMS):

- Started all 16 games.
- 62 tackles (49 solo), 1 sack, 2 interceptions and 6 passes defended.

AT SAN FRANCISCO (9/12): 8 solo tackles.

AT ARIZONA (10/2): 1 solo tackle, 2 passes defended and 1 interception.

- Intercepted QB Drew Stanton in the end zone on the final play of the game to preserve the victory.

VS. ARIZONA (1/1): 5 tackles (3 solo) and 1 interception.

2015 (ST. LOUIS):

- Started 11 games.
- Inactive for 1 game.
- Missed the final 4 games of the season after being placed on injured reserve on Dec. 11.
- 62 tackles (38 solo), 1 pass defended, 1 forced fumble and 1 fumble recovery.
- 1 solo special teams tackle.

VS. SEATTLE (9/13): 5 tackles (3 solo) and 1 pass defended.

AT ARIZONA (10/4): 6 tackles (5 solo) and 1 sack.

- Sacked QB Carson Palmer on a 3rd-and-2 inside the red zone in the 3rd quarter, forcing Arizona to kick a field goal.

VS. CLEVELAND (10/25): 7 tackles (3 solo) and 1 forced fumble.

- Stripped WR Travis Benjamin of the ball, which was recovered by St. Louis and led to a 4th-quarter TD drive.

2014 (ST. LOUIS):

- Started all 16 games.
- 104 tackles (84 solo), 2 sacks, 1 interception and 6 passes defended.
- 1 blocked field goal; 1 blocked punt.

AT TAMPA BAY (9/14): 5 solo tackles; 1 blocked field goal; 1 blocked punt.

- Blocked a punt by P Michael Koenen in the 2nd quarter, which led to a St. Louis field goal.

- Blocked a 24-yard field goal attempt by K Patrick Murray in the 4th quarter to keep it a 1-possession game.

- It was the 1st time since Dec. 2, 1979 the Rams blocked two kicks in the same game.

AT WASHINGTON (12/7): 4 assisted tackles and 1 interception.

- Intercepted QB Colt McCoy in the 4th quarter and returned it 20 yards.

VS. N.Y. GIANTS (12/21): 11 tackles (9 solo) and 1 sack.

2013 (ST. LOUIS):

- Started 10 games.
- Missed 6 games after he was placed on injured reserve/designated to return on Sept. 27.
- 53 tackles (45 solo), 1 sack, 1 interception and 4 passes defended.

VS. ARIZONA (9/8): 5 tackles (4 solo) and 1 pass defended.

- Made NFL debut and started his 1st NFL game.

VS. NEW ORLEANS (12/15): 5 tackles (4 solo) and 1 interception.

- Intercepted QB Drew Brees on New Orleans' 1st play from scrimmage to set up a St. Louis TD drive.
- It was his 1st career interception.

VS. TAMPA BAY (12/22): 6 solo tackles and 1 sack.

- Brought down QB Mike Glennon for a 9-yard loss for his 1st career sack.

BEFORE THE NFL

COLLEGE (SOUTHERN CALIFORNIA):

- 4-year letterman (2009-12) and 3-year starter.

CAREER: Played in 50 games with 36 starts; 273 tackles (151 solo), 2 sacks, 8 interceptions and 17 passes defended; 3 blocked kicks; 1 kickoff return for 2 yards; 1 punt return for 24 yards.

SENIOR (2012): Started all 13 games; 110 tackles (54 solo), 1 sack, 2 interceptions and 5 passes defended; 1 blocked kick; 1 kickoff return for 2 yards.

- Honorable mention All-American.
- 2nd-team All-Pac-12.
- Semifinalist for the Thorpe Award (nation's top defensive back).

JUNIOR (2011): Played in all 12 games with 11 starts; 67 tackles (39 solo), 3 interceptions and 5 passes defended; 1 blocked kick.

- 1st-team All-American.
- 1st-team All-Pac-12.
- Semifinalist for the Thorpe Award (nation's top defensive back).

SOPHOMORE (2010): Started 12 games; 89 tackles (54 solo), 1 sack, 3 interceptions and 7 passes defended; 1 blocked kick and 1 punt return for 24 yards.

- His 89 tackles led the team.
- 1st-team All-Pac-10.

TRUE FRESHMAN (2009): Played all 13 games; 7 tackles (4 solo).

HIGH SCHOOL (EDISON HS – FRESNO, CALIF.)

SENIOR (2008): 87 tackles and 3 interceptions.

- All-American.
- All-county.
- Metro Athletic Conference Defensive MVP.

JUNIOR (2007):

- 2nd-team Junior All-American.

OFF THE FIELD

COMMUNITY:

- Helped with many Dolphins community events, including the Dade vs. Broward All-Star Game and the Dolphins Cancer Challenge.
- Participated in numerous Rams community events, including Make-A-Wish Celebrity Server dinner, Coach Fisher's Celebrity Softball game, the 6th Annual Playground Build at Marygrove and the All-Community Team ticket program - T-Mac Attack.
- Joined 15 USC teammates for 5 days in Haiti in the spring of 2012 to build homes and assist those in need.

PERSONAL:

- Father, Tim McDonald, was his high school head coach and played at USC and in the NFL for 13 years with the Cardinals (1987-92) and 49ers (1993-99).
- Brother, Tevin McDonald, played 4 games for Oakland in 2015.
- His initials, T.J., stand for Tim Jr.
- **MAJOR:** Communications.

T.J. McDONALD'S NFL REGULAR SEASON STATS

YEAR	TEAM	GP	GS	TACKLES					INTERCEPTIONS					FUMBLES	
				TOT	SOLO	ASST	SK	YDS	INT	YDS	LG	TD	PD	FF	FR
2013	ST. LOUIS	10	10	53	45	8	1.0	9.0	1	-2	-2	0	4	0	0
2014	ST. LOUIS	16	16	104	84	20	2.0	13.0	1	20	20	0	6	0	1
2015	ST. LOUIS	11	11	62	38	24	1.0	6.0	0	0	0	0	1	1	1
2016	L.A. RAMS	16	16	62	49	13	1.0	6.0	2	0	0	0	6	0	0
2017	MIAMI	8	8	45	31	14	0.0	0.0	1	7	7	0	3	0	0
2018	MIAMI	14	14	84	62	22	0.0	0.0	3	41	31	0	5	0	1
NFL TOTALS		75	75	410	309	101	5.0	34.0	8	66	7	0	25	1	3

ADDITIONAL STATS

Special Teams Tackles: (St. Louis) 1 in 2015, (Los Angeles) 2 in 2016, (Miami) 1 in 2018 for total of 4.

Blocked Kicks: (St. Louis) 1 blocked punt and 1 blocked field goal in 2014 for total of 2.

SINGLE-GAME CAREER HIGHS

Tackles: 11 twice, last: vs. N.Y. Giants, 12/21/14


Sacks: 1 5 times, last: at Tampa Bay, 9/25/16

Interceptions: 1 8 times, last: vs. N.Y. Jets, 11/4/18

Passes Defensed: 2 3 times, last: vs. N.Y. Jets, 11/4/18

Forced Fumbles: 1 vs. Cleveland, 10/25/15

Fumble Recoveries: 1 3 times, last: at Indianapolis, 11/25/18



52

RAEKWON McMILLAN

LINEBACKER // 6-2 // 242 // OHIO STATE '17
ACQUIRED: D2, '17
HOMETOWN: HINESVILLE, GA. // BORN: 11/17/95
NFL: THIRD SEASON // DOLPHINS: THIRD SEASON

NFL CAREER

TRANSACTIONS:

- 2nd-round pick (54th overall) by Miami in the 2017 NFL draft.

CAREER HIGHLIGHTS:

- Started 16 career games.
- 105 tackles (69 solo), 1 pass defended, 2 forced fumbles and 1 fumble recovery.
- In 2018, became 1st Dolphins player since at least 2000 to total 100+ tackles despite not appearing in an NFL game prior to the season.

2018 (MIAMI):

- Started all 16 games.
- 105 tackles (69 solo), 1 pass defended, 2 forced fumbles and 1 fumble recovery.
- Became 1st Dolphins player since at least 2000 to total 100+ tackles despite not appearing in an NFL game prior to the season.

AT N.Y. JETS (9/16): 3 solo tackles and 1 fumble recovery.

- Recovered a WR Robby Anderson fumble that was forced by LB Kiko Alonso in the 2nd quarter.

VS. DETROIT (10/21): 8 tackles (7 solo) and 1 forced fumble.

- Forced a WR Golden Tate fumble on third-and-9 in the 4th quarter.

AT INDIANAPOLIS (11/25): 7 tackles (6 solo) and 1 forced fumble.

- Forced a RB Jordan Wilkins fumble that was recovered by S T.J. McDonald in the 1st quarter.

2017 (MIAMI):

- Missed the entire season after being placed on injured reserve on Sept. 2.

BEFORE THE NFL

COLLEGE (OHIO STATE):

- 3-year letterman (2014-16) and 2-year starter.

CAREER: Played in 41 games with 26 starts; 270 tackles (128 solo), 6 sacks, 1 interception, 10 passes defended and 2 forced fumbles.

- Led the team in tackles in each of his 2 seasons as a starter (2015-16).

JUNIOR (2016): Started all 13 games; 102 tackles (49 solo), 2 sacks, 4 passes defended and 2 forced fumbles.

- His 102 tackles led the team.
- 2nd-team All-American.
- 1st-team All-Big Ten.
- Semifinalist for the Butkus Award (nation's top linebacker).
- Semifinalist for the Lott IMPACT Trophy (best combination of performance and character for a defensive player).
- Team captain.

SOPHOMORE (2015): Started all 13 games; 119 tackles (57 solo), 1.5 sacks and 4 passes defended.

- His 119 tackles led the team and were 4th in the Big Ten.
- His 119 tackles were the most by a sophomore at the school since 1990.
- 2nd-team All-American.
- 1st-team All-Big Ten.

TRUE FRESHMAN (2014): Played in all 15 games; 49 tackles (22 solo), 2.5 sacks, 1 interception and 2 passes defended.

- Helped his team win the national championship and the Big Ten title.
- Freshman All-American.

HIGH SCHOOL (LIBERTY COUNTY HS – HINESVILLE, GA.)

- Started all 4 years.
- 456 career tackles and 10 forced fumbles.
- Played linebacker and running back.

SENIOR (2013): 159 tackles and 8.5 sacks; nearly 700 rushing yards.

- Butkus Award winner (nation's top prep linebacker).
- 1st-team All-American.
- 1st-team all-state.
- Region 3 AAAA Defensive Player of the Year.
- Savannah Morning News Player of the Year.

JUNIOR (2012):

- Savannah Morning News Player of the Year.

OFF THE FIELD

COMMUNITY:

- Participated in the 2018 AARP Foundation Million Meal Pack to pack more than 1 million meals in a single day for older adults in the South Florida community.
- Fished in the 2018 Fins Weekend fishing tournament.

- Hosted a youth football camp in his hometown for the second year in a row in 2019.
- Road a bike 14 miles to help raise money for the 2019 Dolphins Cancer Challenge.

PERSONAL:

- **PRONUNCIATION:** First name is pronounced RAY-kwon
- **MAJOR:** Family resource management.

RAEKWON McMILLAN'S NFL REGULAR SEASON STATS																
YEAR	TEAM	GP	GS	TACKLES				YDS	INTERCEPTIONS					FUMBLES		
				TOT	SOLO	ASST	SK		INT	YDS	LG	TD	PD	FF	FR	
2017	MIAMI			INJURED RESERVE												
2018	MIAMI	16	16	105	69	36	0.0	0.0	0	0	0	0	1	2	1	
NFL TOTALS		16	16	105	69	36	0.0	0.0	0	0	0	0	1	2	1	

SINGLE-GAME CAREER HIGHS

- Tackles:** 10 vs. Jacksonville, 12/23/18
- Passes Defensed:** 1 at Minnesota, 12/16/18
- Forced Fumbles:** 1 2 times last at Indianapolis, 11/25/18
- Fumble Recovery:** 1 at N.Y. Jets, 9/16/18



NFL CAREER

TRANSACTIONS:

- Signed by Miami as an undrafted college free agent on May 5, 2017.

CAREER HIGHLIGHTS:

- Played in 22 career games with 4 starts.
- 30 tackles (22 solo) and 3 passes defended.
- 2 special teams tackle (1 solo).

2018 (MIAMI):

- Played in 15 games with 4 starts.
- Inactive for 1 game.
- 29 tackles (21 solo) and 3 passes defended.
- 1 solo special teams tackle.

VS. OAKLAND (9/23): 3 tackles (2 solo) and 1 pass defended.

AT CINCINNATI (10/7): 5 tackles (3 solo).

- Made 1st career start.

VS. JACKSONVILLE (12/23): 5 tackles (4 solo).

2017 (MIAMI):

- Played in 7 games.
- Inactive for 9 games.
- 1 solo tackle.
- 1 assisted special teams tackle.

VS. N.Y. JETS (10/22): Played but did not record any stats.

- Made his NFL debut on special teams.

AT BUFFALO (12/17): 1 assisted special teams tackle.

VS. KANSAS CITY (12/24): 1 solo tackle.

BEFORE THE NFL

COLLEGE (UNLV):

- 4-year letterman (2013-16) and 2-year starter.

CAREER: Played in 49 games with 22 starts; 138 tackles (100 solo), 0.5 sacks, 4 interceptions, 28 passes defended and 1 forced fumble; 21 kickoff returns for 404 yards (19.2 avg.).

SENIOR (2016): Started 11 games; 49 tackles (34 solo), 3 interceptions and 15 passes defended; 20 kickoff returns for 384 yards (19.2 avg.).

- His 15 passes defended and 3 interceptions both led the team.

JUNIOR (2015): Played in all 12 games with 11 starts; 51 tackles (42 solo), 0.5 sacks, 10 passes defended and 1 forced fumble.

SOPHOMORE (2014): Played in all 13 games; 30 tackles (21 solo) and 2 passes defended; 1 kickoff return for 20 yards.

TRUE FRESHMAN (2013): Played in all 13 games; 8 tackles (3 solo) and 1 interception.

HIGH SCHOOL (CATHEDRAL HS – LOS ANGELES, CALIF.)

- Played defensive back and wide receiver.

SENIOR (2012): 30 tackles and 13 passes defended; 33 receptions for 662 yards (20.1 avg.) and 10 TDs.

OFF THE FIELD

PERSONAL:

- Father, Tim McTyer, was an all-conference defensive back for BYU (1995-96) and played 3 seasons in the NFL with Philadelphia (1997-98) and Cleveland (1999).
- **MAJOR:** Interdisciplinary studies.

TORRY McTYER'S NFL REGULAR SEASON STATS																
YEAR	TEAM	GP	GS	TACKLES				INTERCEPTIONS					FUMBLES			
				TOT	SOLO	ASST	SK	YDS	INT	YDS	LG	TD	PD	FF	FR	
2017	MIAMI	7	0	1	1	0	0.0	0.0	0	0	0	0	0	0	0	0
2018	MIAMI	15	4	29	21	8	0.0	0.0	0	0	0	0	3	0	0	0
NFL TOTALS		22	4	30	22	8	0.0	0.0	0	0	0	0	3	0	0	0

ADDITIONAL STATS
Special Teams Tackles: 1 in 2017, 1 in 2018 for total of 2.

SINGLE-GAME CAREER HIGHS

- Tackles:** 5 Twice, last: vs. Jacksonville, 12/23/18
- Passes Defended:** 1 3 times, last: at Buffalo, 12/30/18



79

JORDAN MILLS

TACKLE // 6-5 // 316 // LOUISIANA TECH '13

ACQUIRED: FA, '19

HOMETOWN: NAPOLEONVILLE, LA. // BORN: 12/24/90

NFL: SEVENTH SEASON // DOLPHINS: FIRST SEASON

NFL CAREER

TRANSACTIONS:

- Signed by Miami on May 9, 2019.
- Signed by Buffalo on Oct. 20, 2015.
- Signed to Detroit's practice squad on Sept. 17, 2015.
- Waived by Dallas on Sept. 14, 2015.
- Awarded off waivers to Dallas on Sept. 7, 2015.
- Waived by Chicago on Sept. 6, 2015.
- 5th-round pick (163rd overall) by Chicago in the 2013 NFL draft.

CAREER HIGHLIGHTS:

- Played in 87 career games with 82 starts.

2018 (BUFFALO):

- Started all 16 games.

AT MINNESOTA (9/23): Started at right tackle.

- Blocked for a running game that had 38 carries for 128 yards (3.4 avg.) and 2 TDs.

AT N.Y. JETS (11/11): Started at right tackle.

- Protected QB Matt Barkley, who completed 15-of-25 passes (60.0 pct.) for 232 yards and 2 TDs.
- Blocked for a running game that had 46 carries for 212 yards (4.6 avg.) and 2 TDs.

VS. JACKSONVILLE (11/25): Started at right tackle.

- Blocked for a running game that had 35 carries for 167 yards (4.0 avg.) and 2 TDs.

2017 (BUFFALO):

- Started all 16 games.

VS. N.Y. JETS (9/10): Started at right tackle.

- Protected QB Tyrod Taylor, who completed 16-of-28 passes (57.0 pct.) for 224 yards and 2 TDs.
- Blocked for a running game that had 42 carries for 190 yards (4.5 avg.) and 1 TD.

VS. TAMPA BAY (10/22): Started at right tackle.

- Protected QB Tyrod Taylor, who completed 20-of-33 passes (60.0 pct.) for 268 yards and 1 TD.
- Blocked for RB LeSean McCoy, who had 23 carries for 91 yards (4.0 avg.) and 2 TDs.

VS. INDIANAPOLIS (12/10): Started at right tackle.

- Blocked for a running game that had 51 carries for 227 yards (4.5 avg.) and 1 TD.

POSTSEASON:

AFC WILD CARD AT JACKSONVILLE (1/7): Started at right tackle.

2016 (BUFFALO):

- Started all 16 games.

VS. SAN FRANCISCO (10/16): Started at right tackle.

- Blocked for a running game that had 44 carries for 313 yards (7.1 avg.) and 4 TDs.

VS. CLEVELAND (12/18): Started at right tackle.

- Blocked for RB LeSean McCoy, who had 19 carries for 153 yards (8.1 avg.) and 2 TDs.

VS. MIAMI (12/24): Started at right tackle.

- Protected QB Tyrod Taylor, who completed 26-of-39 passes (66.7 pct.) for 329 yards and 3 TDs.
- Blocked for a running game that had 49 carries for 272 yards (5.6 avg.) and 1 TD.

2015 (CHICAGO/DALLAS/DETROIT/BUFFALO):

- Played in 10 games with 5 starts for Buffalo.
- Signed by Buffalo from Detroit's practice squad on Oct. 20.
- Spent 4 weeks on Detroit's practice squad.
- Waived by Dallas on Sept. 14.
- Inactive for 1 game for Dallas.
- Waived by Chicago on Sept. 6.
- Spent the offseason and training camp with Chicago.

VS. HOUSTON (12/6): Started at right tackle.

- Blocked for a running game that had 36 carries for 187 yards (5.2 avg.) and 1 TD.

VS. WASHINGTON (12/20): Started at right tackle.

- Protected QB Tyrod Taylor, who completed 16-of-27 passes (59.3 pct.) for 235 yards and 2 TDs.
- Blocked for a running game that had 31 carries for 240 yards (7.7 avg.) and 1 TD.

VS. DALLAS (12/27): Started at right tackle.

- Blocked for a running game that had 40 carries for 236 yards (5.9 avg.) and 2 TDs.

2014 (CHICAGO):

- Started 13 games.
- Inactive for 3 games.

VS. GREEN BAY (9/28): Started at right tackle.

- Protected QB Jay Cutler, who completed 22-of-34 passes (64.7 pct.) for 256 yards and 2 TDs.
- Blocked for a running game that had 41 carries for 235 yards (5.7 avg.).

AT ATLANTA (10/12): Started at right tackle.

- Protected QB Jay Cutler, who completed 26-of-38 passes (68.4 pct.) for 381 yards and 1 TD.

VS. DALLAS (12/4): Started at right tackle.

- Protected QB Jay Cutler, who completed 32-of-46 passes (69.9 pct.) for 341 yards and 2 TDs.

2013 (CHICAGO):

- Started all 16 games.

VS. CINCINNATI (9/8): Started at right tackle.

- Made his NFL debut and 1st NFL start.

AT MINNESOTA (12/1): Started at right tackle.

- Protected QB Josh McCown, who completed 23-of-36 passes (63.9 pct.) for 355 yards and 2 TDs.

AT CLEVELAND (12/15): Started at right tackle.

- Blocked for RB Matt Forte, who had 24 carries for 127 yards (5.3 avg.).

BEFORE THE NFL

COLLEGE (LOUISIANA TECH):

- 4-year letterman (2009-12) and 3-year starter.

CAREER: Played in 36 games with 34 starts.

SENIOR (2012): Started all 12 games.

- 1st-team All-WAC.

JUNIOR (2011): Started all 13 games.

SOPHOMORE (2010): Started 4 games at right tackle.

TRUE FRESHMAN (2009): Played in 7 games with 5 starts at left guard.

HIGH SCHOOL (ASSUMPTION HS – NAPOLEONVILLE, LA.)

- Also lettered in basketball and track.

SENIOR (2008):

- Honorable mention all-state.
- All-region.
- All-district.

OFF THE FIELD

COMMUNITY:

- Handed out Thanksgiving meals at the annual Bills' Thanksgiving Blitz.

PERSONAL:

- Has 2 cousins with NFL experience. Brandon Jacobs was a 4th-round pick (110th overall) by the N.Y. Giants in the 2005 NFL draft and played 9 NFL seasons with the N.Y. Giants (2005-11; 2013) and San Francisco (2012) as a running back. Tramon Williams was signed as an undrafted free agent by Houston in 2006 and has played 12 NFL seasons with Green Bay (2007-14; 2018), Cleveland (2015-16) and Arizona (2017) as a cornerback.

JORDAN MILLS' NFL REGULAR SEASON STATS

GAMES/STARTS: (Chicago) 2013: 16/16, 2014: 13/13, (Buffalo) 2015: 10/5, 2016: 16/16, 2017: 16/16, **NFL TOTALS: 87/82**
2018: 16/16

JORDAN MILLS' NFL PLAYOFF STATS

GAMES/STARTS: (Buffalo) 2017: 1/1 **PLAYOFF TOTALS: 1/1**

ADDITIONAL STATS

Miscellaneous Tackles: (Chicago) 1 in 2014, (Buffalo) 2 in 2017 and 1 in 2018 for total of 4.



66

AARON MONTEIRO

GUARD/TACKLE // 6-6 // 315 // BOSTON COLLEGE '19
ACQUIRED: FA, '19
HOMETOWN: BROCKTON, MASS. // BORN: 3/25/97
NFL: ROOKIE SEASON // DOLPHINS: ROOKIE SEASON

BEFORE THE NFL

COLLEGE (BOSTON COLLEGE):

- 4-year letterman (2015-18) and 3-year starter.

CAREER: Played in 43 games with 42 starts at left tackle.

- Started 32 consecutive games to finish his career.

SENIOR (2018): Started all 12 games at left tackle.

- 3rd-team All-ACC.

JUNIOR (2017): Started all 13 games at left tackle.

- Helped the offensive line allow just 1.15 sacks per game, which was the 13th-best mark in the nation.

SOPHOMORE (2016): Started 12 games at left tackle.

TRUE FRESHMAN (2015): Played in 6 games with 5 starts at left tackle.

HIGH SCHOOL (BROCKTON HS – BROCKTON, MASS.)

SENIOR (2014):

- 1st-team all-state.
- 1st-team all-conference.

OFF THE FIELD

PERSONAL:

- **PRONUNCIATION:** Last name is pronounced mon-tair-row.
- **MAJOR:** Marketing.

AARON MONTEIRO'S COLLEGE STATS

GAMES/STARTS: 2015: 6/5, 2016: 12/12, 2017: 13/13, 2018: 12/12

NCAA TOTALS: 43/42



TIGHT END // 6-5 // 255 // TEMPLE '19
 ACQUIRED: FA, '19
 HOMETOWN: ELKINS PARK, PA. // BORN: 10/6/95
 NFL: ROOKIE SEASON // DOLPHINS: ROOKIE SEASON

BEFORE THE NFL

COLLEGE (TEMPLE):

- 4-year letterman (2015-18) and 2-year starter.

CAREER: Played in 43 games with 25 starts; 23 receptions for 229 yards (10.0 avg.) and 1 TD.

SENIOR (2018): Played in all 13 games with 12 starts; 14 receptions for 146 yards (10.4 avg.) and 1 TD.

JUNIOR (2017): Played in 12 games with 10 starts; 8 receptions for 68 yards (8.5 avg.).

SOPHOMORE (2016): Played in all 14 games with 3 starts; 1 reception for 15 yards.

REDSHIRT FRESHMAN (2015): Played in 4 games.
 • Redshirted in 2014.

HIGH SCHOOL (CHELTENHAM HS – WYNCOTE, PA.)

- Played tight end and defensive end.
 - Also lettered in basketball and volleyball.
- SENIOR (2013):** 40 receptions and 12 TDs.
 • 1st-team all-league on offense and defense.

OFF THE FIELD

PERSONAL:

- **MAJOR:** Marketing.

CHRIS MYARICK'S COLLEGE STATS													
YEAR	TEAM	GP	GS	RECEIVING					RUSHING				
				REC	YDS	AVG	LG	TD	ATT	YDS	AVG	LG	TD
2015	TEMPLE	4	0	0	0	0.0	0	0	0	0	0.0	0	0
2016	TEMPLE	14	3	1	15	15.0	15	0	0	0	0.0	0	0
2017	TEMPLE	12	10	8	68	8.5	18	0	0	0	0.0	0	0
2018	TEMPLE	13	12	14	146	10.4	36	1	0	0	0.0	0	0
NCAA TOTALS		43	25	23	229	10.0	36	1	0	0	0.0	0	0



40

NIK NEEDHAM

CORNERBACK // 6-0 // 193 // UTEP '19
 ACQUIRED: FA, '19
 HOMETOWN: BUENA PARK, CALIF. // BORN: 11/4/96
 NFL: ROOKIE SEASON // DOLPHINS: ROOKIE SEASON

BEFORE THE NFL

COLLEGE (UTEP):

- 4-year letterman (2015-18) and 3-year starter.
- CAREER:** Played in 47 games with 41 starts; 213 tackles (129 solo), 1.5 sacks, 3 interceptions, 36 passes defended and 2 fumble recoveries; 1 punt return for 9 yards; 1 blocked kick.
- Set school record with 36 career passes defended.
- SENIOR (2018):** Played in all 12 games with 11 starts; 62 tackles (48 solo), 1 interception, 10 passes defended and 1 fumble recovery.
- Honorable mention All-Conference USA.
- His 62 tackles were 4th on the team.
- JUNIOR (2017):** Played in all 12 games with 11 starts; 59 tackles (28 solo), 1 sack, 1 interception, 9 passes defended and 1 fumble recovery.
- Honorable mention All-Conference USA.
- His 9 passes defended led the team.
- SOPHOMORE (2016):** Started all 12 games; 54 tackles (28 solo) and 11 passes defended.

- His 11 passes defended led the team and were tied for 6th in Conference USA.

- REDSHIRT FRESHMAN (2015):** Played in 11 games with 7 starts; 38 tackles (25 solo), 0.5 sacks, 1 interception and 6 passes defended; 1 punt return for 9 yards; 1 blocked kick.
- Redshirted in 2014.

HIGH SCHOOL (BUENA PARK HS - BUENA PARK, CALIF.)

- Played defensive back and wide receiver.
- SENIOR (2013):** 38 tackles (31 solo), 0.5 sacks and 2 interceptions; 39 receptions for 877 yards (22.5 avg.) and 5 TDs.
- 1st-team all-league.

OFF THE FIELD

PERSONAL:

- **MAJOR:** Communications.

NIK NEEDHAM'S COLLEGE STATS

YEAR	TEAM	GP	GS	TACKLES					INTERCEPTIONS					FUMBLES	
				TOT	SOLO	ASST	SK	YDS	INT	YDS	LG	TD	PD	FF	FR
2015	UTEP	11	7	38	25	13	0.5	4.0	1	27	27	0	6	0	0
2016	UTEP	12	12	54	28	26	0.0	0.0	0	0	0	0	11	0	0
2017	UTEP	12	11	59	28	31	1.0	3.0	1	0	0	0	9	0	1
2018	UTEP	12	11	62	48	14	0.0	0.0	1	0	0	0	10	0	1
NCAA TOTALS		47	41	213	129	84	1.5	7.0	3	27	27	0	36	0	2

ADDITIONAL STATS

Punt Returns: 1 for 9 yards in 2015.
Blocked Kicks: 1 in 2015.



83

NICK O'LEARY

TIGHT END // 6-3 // 252 // FLORIDA STATE '15

ACQUIRED: FA, '18

HOMETOWN: PALM BEACH GARDENS, FLA. // BORN: 8/31/92

NFL: FOURTH SEASON // DOLPHINS: SECOND SEASON

NFL CAREER

TRANSACTIONS:

- Promoted from Miami's practice squad on Oct. 6, 2018.
- Signed to Miami's practice squad on Sept. 20, 2018.
- Waived by Buffalo on Sept. 1, 2018.
- Promoted from Buffalo's practice squad on Dec. 8, 2015.
- Signed to Buffalo's practice squad on Sept. 9, 2015.
- Waived by Buffalo on Sept. 8, 2015.
- 6th-round pick (194th overall) by Buffalo in the 2015 NFL draft.

CAREER HIGHLIGHTS:

- Played in 47 career games with 19 starts.
- 40 receptions for 559 yards (14.0 avg.) and 3 TDs.
- 2 kickoff returns for 27 yards (13.5 avg.).

2018 (BUFFALO/MIAMI):

- Played in 12 games with 7 starts.
- 8 receptions for 86 yards (10.8 avg.) and 1 TD.
- Promoted from Miami's practice squad on Oct. 6.
- Signed to Miami's practice squad on Sept. 20.
- Waived by Buffalo on Sept. 1.
- Spent the offseason and training camp with Buffalo.

VS. CHICAGO (10/14): 4 receptions for 49 yards (12.3 avg.) and 1 TD.

- Caught a 5-yard TD pass from QB Brock Osweiler in the 1st quarter.

VS. DETROIT (10/21): 2 receptions for 23 yards (11.5 avg.).

VS. BUFFALO (12/2): 1 reception for 9 yards (9.0 avg.).

2017 (BUFFALO):

- Played in 15 games with 5 starts.
- Inactive for 1 game.
- 22 receptions for 322 yards (14.6 avg.) and 2 TDs.

VS. TAMPA BAY (10/22): 2 receptions for 58 yards (29.0 avg.).

- His 58 receiving yards were a season-high.

VS. NEW ORLEANS (11/12): 1 reception for 7 yards and 1 TD.

- Caught his 1st career TD pass from QB Nathan Peterman.

AT MIAMI (12/31): 1 reception for 26 yards and 1 TD.

- Caught a 26-yard TD pass from QB Tyrod Taylor in the 1st quarter to give Buffalo a 7-0 lead.

POSTSEASON:

AFC WILD CARD AT JACKSONVILLE (1/7): 2 receptions for 22 yards (11.0 avg.).

2016 (BUFFALO):

- Played in all 16 games with 7 starts.
- 9 receptions for 114 yards (12.7 avg.).
- 2 kickoff returns for 27 yards (13.5 avg.).
- 1 assisted special teams tackle.

VS. ARIZONA (9/25): 1 reception for 28 yards.

- Made his 1st NFL start.

VS. SAN FRANCISCO (10/16): 2 receptions for 29 yards (14.5 avg.).

2015 (BUFFALO):

- Played in 4 games.
- Spent 12 games on Buffalo's practice squad.
- 1 reception for 37 yards.

AT PHILADELPHIA (12/13): Played but did not record any stats.

- Made his NFL debut.

AT WASHINGTON (12/20): 1 reception for 37 yards.

BEFORE THE NFL

COLLEGE (FLORIDA STATE):

- 4-year letterman (2011-14) and 3-year starter.

CAREER: Played in 54 games with 41 starts; 114 receptions for 1,591 yards (14.0 avg.) and 17 TDs.

- 3 solo tackles.

- Ended career as Florida State's all-time leader among tight ends in receptions (114), receiving yards (1,591) and touchdowns (18).

SENIOR (2014): Started all 14 games; 48 receptions for 618 yards (12.9 avg.) and 6 TDs.

- Won the John Mackey Award (nation's top tight end) and became the first Florida State player to win the award.

- Consensus 1st-team All-American.

- 1st-team All-ACC.

- Ranked 2nd on the team in receptions, receiving yards and TDs.

JUNIOR (2013): Started all 14 games; 33 receptions for 557 yards (16.9 avg.) and 7 TDs.

- 2nd-team All-American.

- 2nd-team All-ACC.

- Finalist for the John Mackey Award (nation's top tight end).
- Helped lead Florida State to the BCS National Championship.
- Helped the offense set program and ACC single-season records for total offense (7,267 yards), points per game (51.6), yards per play (7.67) and the national record for total points (723).

SOPHOMORE (2012): Played in all 13 games with 11 starts; 21 receptions for 252 yards (12.0 avg.) and 3 TDs.

- Recorded the most receptions and receiving yards by a Florida State tight end since 2006 and the most receiving TDs since 1994.

TRUE FRESHMAN: (2011): Played in all 13 games with 2 starts; 12 receptions for 164 yards (13.7 avg.) and 1 TD.

HIGH SCHOOL (WILLIAM T. DWYER HS – PALM BEACH GARDENS, FLA.)

SENIOR (2010): 51 receptions for 875 yards (17.2 avg.) and 12 TDs.

- All-American.
- 1st-team all-county.
- 1st-team all-area.

JUNIOR (2009): Helped team win the state championship.

OFF THE FIELD

PERSONAL:

- Grandfather is legendary golfer Jack Nicklaus.

NICK O'LEARY'S NFL REGULAR SEASON STATS

YEAR	TEAM	GP	GS	RECEIVING					RUSHING				
				REC	YDS	AVG	LG	TD	ATT	YDS	AVG	LG	TD
2015	BUFFALO	4	0	1	37	37.0	37	0	0	0	0.0	-	0
2016	BUFFALO	16	7	9	114	12.7	28	0	0	0	0.0	-	0
2017	BUFFALO	15	5	22	322	14.6	32	2	0	0	0.0	-	0
2018	MIAMI	12	7	8	86	10.8	19	1	0	0	0.0	0	0
NFL TOTALS		47	19	40	559	14.0	37	3	0	0	0.0	0	0

NICK O'LEARY'S NFL PLAYOFF STATS

YEAR	TEAM	GP	GS	RECEIVING					RUSHING				
				REC	YDS	AVG	LG	TD	ATT	YDS	AVG	LG	TD
2017	BUFFALO	1	1	2	22	11.0	13	0	0	0	0.0	-	0
PLAYOFF TOTALS		1	1	2	22	11.0	13	0	0	0	0.0	-	0

ADDITIONAL STATS

Special Teams Tackles: (Buffalo) 1 in 2016.

Miscellaneous Tackles: (Buffalo) 2 in 2017, 1 in 2018 for total of 3.

Kickoff Returns: 2 for 27 yards (13.5 avg.) in 2016.

SINGLE-GAME CAREER HIGHS

Receptions: 5 at Cincinnati, 10/8/17
Receiving Yards: 58 vs. Tampa Bay, 10/22/17
Longest Rec.: 37 at Washington, 12/20/15
TD Receptions: 1 3 times, last: vs. Chicago, 10/14/18

2015 GAME-BY-GAME STATS (BUFFALO)

DATE	OPPONENT	P/S	REC	YDS	AVG	LG	TD
09/13	INDIANAPOLIS						
09/20	NEW ENGLAND						
09/27	at Miami						
10/04	N.Y. GIANTS						
10/11	at Tennessee						
10/18	CINCINNATI						
10/25	at Jacksonville						
11/08	MIAMI						
11/12	at N.Y. Jets						
11/23	at New England						
11/29	at Kansas City						
12/06	HOUSTON						
12/13	at Philadelphia	1/0	0	0	0.0	-	0
12/20	at Washington	1/0	1	37	37.0	37	0
12/27	DALLAS	1/0	0	0	0.0	-	0
01/03	N.Y. JETS	1/0	0	0	0.0	-	0
2015 TOTALS		4/0	1	37	37.0	37	0

2016 GAME-BY-GAME STATS (BUFFALO)

DATE	OPPONENT	P/S	REC	YDS	AVG	LG	TD
09/11	at Baltimore	1/0	0	0	0.0	-	0
09/15	N.Y. JETS	1/0	0	0	0.0	-	0
09/25	ARIZONA	1/1	1	28	28.0	28	0
10/02	at New England	1/1	2	20	10.0	17	0
10/09	at L.A. Rams	1/0	0	0	0.0	-	0
10/16	SAN FRANCISCO	1/0	2	29	14.5	23	0
10/23	at Minnesota	1/0	1	7	7.0	7	0
10/30	NEW ENGLAND	1/0	1	10	10.0	10	0
11/07	at Seattle	1/0	0	0	0.0	-	0
11/20	at Cincinnati	1/0	0	0	0.0	-	0
11/27	JACKSONVILLE	1/0	0	0	0.0	-	0
12/04	at Oakland	1/1	1	8	8.0	8	0
12/11	PITTSBURGH	1/1	1	12	12.0	12	0
12/18	CLEVELAND	1/1	0	0	0.0	-	0
12/24	MIAMI	1/1	0	0	0.0	-	0
01/01	at N.Y. Jets	1/1	0	0	0.0	-	0
2016 TOTALS		16/7	9	114	12.7	28	0

2017 GAME-BY-GAME STATS (BUFFALO)

DATE	OPPONENT	P/S	REC	YDS	AVG	LG	TD	
09/10	N.Y. JETS	1/1	1	22	22.0	22	0	
09/17	at Carolina	1/0	0	0	0.0	-	0	
09/24	DENVER	1/0	1	31	31.0	31	0	
10/01	at Atlanta	1/1	0	0	0.0	-	0	
10/08	at Cincinnati	1/0	5	54	10.8	19	0	
10/22	TAMPA BAY	1/1	2	58	29.0	32	0	
10/29	OAKLAND	1/1	1	5	5.0	5	0	
11/02	at N.Y. Jets	1/1	4	51	12.8	20	0	
11/12	NEW ORLEANS	1/0	1	7	7.0	7t	1	
11/19	at L.A. Chargers	1/0	1	8	8.0	8	0	
11/26	at Kansas City	1/0	2	18	9.0	15	0	
12/03	NEW ENGLAND		INACTIVE					
12/10	INDIANAPOLIS	1/0	1	9	9.0	9	0	
12/17	MIAMI	1/0	2	33	16.5	25	0	
12/24	at New England	1/0	0	0	0.0	-	0	
12/31	at Miami	1/0	1	26	26.0	26t	1	
2017 TOTALS		15/5	22	322	14.6	32	2	

DATE	OPPONENT	P/S	REC	YDS	AVG	LG	TD
01/07	at Jacksonville*	1/1	2	22	11.0	13	0

* AFC Wild Card game

2018 GAME-BY-GAME STATS (MIAMI)

DATE	OPPONENT	P/S	REC	YDS	AVG	LG	TD	
09/09	TENNESSEE		NOT ON ROSTER					
09/16	at N.Y. Jets		NOT ON ROSTER					
09/23	OAKLAND		PRACTICE SQUAD					
09/30	at New England		PRACTICE SQUAD					
10/07	at Cincinnati	1/0	0	0	0.0	-	0	
10/14	CHICAGO	1/1	4	49	12.3	19	1	
10/21	DETROIT	1/1	2	23	11.5	14	0	
10/25	at Houston	1/0	0	0	0.0	-	0	
11/04	N.Y. JETS	1/1	0	0	0.0	-	0	
11/11	at Green Bay	1/1	1	5	5.0	5	0	
11/25	at Indianapolis	1/0	0	0	0.0	-	0	
12/02	BUFFALO	1/1	1	9	9.0	9	0	
12/09	NEW ENGLAND	1/0	0	0	0.0	-	0	
12/16	at Minnesota	1/0	0	0	0.0	-	0	
12/23	JACKSONVILLE	1/1	0	0	0.0	-	0	
12/30	at Buffalo	1/1	0	0	0.0	-	0	
2018 TOTALS		12/7	8	86	10.8	19	1	



4

NATE ORCHARD

DEFENSIVE END // 6-4 // 251 // UTAH '15

ACQUIRED: FA, '19

HOMETOWN: SALT LAKE CITY, UTAH // BORN: 1/5/93

NFL: FIFTH SEASON // DOLPHINS: FIRST SEASON

NFL CAREER

TRANSACTIONS:

- Signed by Miami on May 16, 2019.
- Waived by Seattle on May 10, 2019.
- Signed by Seattle on April 4, 2019.
- Waived by Kansas City on Nov. 6, 2018.
- Signed by Kansas City on Oct. 10, 2018.
- Waived by Buffalo on Oct. 2, 2018.
- Signed by Buffalo on Sept. 11, 2018.
- Waived by Cleveland on Sept. 1, 2018.
- 2nd-round pick (51st overall) by Cleveland in the 2015 NFL draft.

CAREER HIGHLIGHTS:

- Played in 38 games with 13 starts.
- 69 tackles (42 solo), 5 sacks, 1 interception, 5 passes defended and 2 forced fumbles.

2018 (CLEVELAND/BUFFALO/KANSAS CITY):

- Waived by Kansas City on Nov. 6.
- Played in 1 game for Kansas City.
- Inactive for 2 games for Kansas City.
- Dressed but did not play in 1 game for Kansas City.
- Signed by Kansas City on Oct. 10.
- Waived by Buffalo on Oct. 2.
- Played in 3 games for Buffalo.
- 4 tackles (3 solo) and 1 pass defended for Buffalo.
- Signed by Buffalo on Sept. 11.
- Spent the offseason and training camp with Cleveland before being waived on Sept. 1.

AT GREEN BAY (9/30): 4 tackles (3 solo).

2017 (CLEVELAND):

- Played in all 16 games with 1 start.
- 25 tackles (14 solo), 2 sacks and 1 forced fumble.

VS. CINCINNATI (10/1): 3 tackles (2 solo).

AT L.A. CHARGERS (12/3): 3 solo tackles and 1 forced fumble.

- Forced a WR Keenan Allen fumble in the 3rd quarter.

VS. GREEN BAY (12/10): 3 tackles (1 solo) and 1 sack.

- Sacked QB Brett Hundley for a 9-yard loss in the 1st quarter.

2016 (CLEVELAND):

- Played in 3 games with 1 start.

- Spent the final 13 weeks of the season on injured reserve.

- 4 tackles (2 solo).

VS. BALTIMORE (9/18): 3 tackles (1 solo).

2015 (CLEVELAND):

- Played in 15 games with 11 starts.
- Inactive for 1 game.
- 36 tackles (24 solo), 3 sacks, 1 interception, 4 passes defended and 1 forced fumble.

VS. TENNESSEE (9/20): Played but did not record any stats.

- Made his NFL debut.

AT BALTIMORE (10/11): 5 tackles (4 solo) and 1 pass defended.

- Made his 1st NFL start.

AT KANSAS CITY (12/27): 2 solo tackles, 1 sack, 1 interception and 1 pass defended.

- Intercepted QB Alex Smith in the 2nd quarter for his 1st career interception.

- Sacked QB Alex Smith for a 3-yard loss in the 3rd quarter.

BEFORE THE NFL

COLLEGE (UTAH):

- 4-year letterman (2011-14) and 3-year starter.

CAREER: Played in all 50 games with 36 starts – 35 at defensive end and 1 at linebacker; 185 tackles (111 solo), 24.5 sacks, 10 passes defended, 8 forced fumbles and 5 fumble recoveries.

- His 8 forced fumbles are tied for 2nd in school history.

- His 24.5 sacks are 5th in school history.

- His 5 fumble recoveries are tied for 5th in school history.

SENIOR (2014): Started all 13 games – 12 at defensive end and 1 at linebacker; 84 tackles (54 solo), 18.5 sacks, 3 passes defended, 3 forced fumbles and 1 fumble recovery.

- 1st-team All-American.

- 1st-team All-Pac-12.

- Won the Ted Hendricks Award (nation's best defensive end).

- Won the Morris Trophy (Pac-12's best defensive lineman as chosen by the league's starting offensive linemen).

- His 18.5 sacks set a single-season school record and ranked 2nd in the nation.

JUNIOR (2013): Started all 12 games at defensive

end; 49 tackles (22 solo), 3 sacks, 1 pass defended, 3 forced fumbles and 1 fumble recovery.

SOPHOMORE (2012): Played in all 12 games with 11 starts at defensive end; 48 tackles (32 solo), 3 sacks, 4 passes defended, 2 forced fumbles and 3 fumble recoveries.

- Honorable mention All-Pac-12.
- His 3 fumbles recoveries were tied for 9th in the nation.

TRUE FRESHMAN (2011): Played in all 13 games; 4 tackles (3 solo) and 2 passes defended.

HIGH SCHOOL (HIGHLAND HS – SALT LAKE CITY, UTAH)

- Played wide receiver in addition to lining up on the defensive side of the ball.
- Also lettered in basketball and track.
- 2nd-team all-state and 1st-team all-region in basketball in 2009.

SENIOR (2010): 62 tackles, 17.5 sacks and 2 interceptions; 58 receptions for 1,351 yards (23.3 avg.) and 17 TDs.

- Utah Most Valuable Player as a wide receiver.
 - 1st-team all-state.
 - 1st-team all-region.
 - Helped his team win the state championship.
- JUNIOR (2009):**
- 2nd-team all-state.
 - 1st-team all-region.

OFF THE FIELD

COMMUNITY:

- Raised funds and awareness for hungry families and malnutrition during Taste of the Browns.
- Delivered Christmas presents to Cleveland youth as a part of the Adopt-a-Family program during the holiday season.

PERSONAL:

- **MAJOR:** Economics.

NATE ORCHARD'S NFL REGULAR SEASON STATS


YEAR	TEAM	GP	GS	TACKLES						INTERCEPTIONS					FUMBLES	
				TOT	SOLO	ASST	SK	YDS	INT	YDS	LG	TD	PD	FF	FR	
2015	CLEVELAND	15	11	36	24	12	3.0	15.0	1	46	46	0	4	1	0	
2016	CLEVELAND	3	1	4	2	2	0.0	0.0	0	0	-	0	0	0	0	
2017	CLEVELAND	16	1	25	14	11	2.0	16.0	0	0	-	0	0	1	0	
2018	BUFFALO	3	0	4	3	1	0.0	0.0	0	0	-	0	1	0	0	
	KANSAS CITY	1	0	0	0	0	0.0	0.0	0	0	-	0	0	0	0	
NFL TOTALS		38	13	69	43	26	5.0	31.0	1	46	46	0	5	2	0	

ADDITIONAL STATS

Kickoff Returns: (Cleveland) 2 for 17 yards (8.5 avg.) in 2017.

SINGLE-GAME CAREER HIGHS

Tackles: 5 twice, last: vs. Arizona, 11/1/15
Sacks: 2 vs. San Francisco, 12/13/15
Interceptions: 1 at Kansas City, 12/27/15
Passes Defended: 1 5 times, last: at Minnesota, 9/23/18
Forced Fumbles: 1 twice, last: at L.A. Chargers, 12/3/17



11

DeVANTE PARKER

WIDE RECEIVER // 6-3 // 216 // LOUISVILLE '15
ACQUIRED: D1, '15
HOMETOWN: LOUISVILLE, KY. // BORN: 1/20/93
NFL: FIFTH SEASON // DOLPHINS: FIFTH SEASON

NFL CAREER

TRANSACTIONS:

- 1st-round pick (14th overall) by Miami in the 2015 NFL draft.

CAREER HIGHLIGHTS:

- Played in 53 career games with 31 starts.
- 163 receptions for 2,217 yards (13.6 avg.) and 9 TDs.
- Averaged 19.0 yards per catch with 26 receptions for 494 yards in his rookie season of 2015. His 19.0 average was the highest by a Dolphins rookie in team history:

HIGHEST RECEIVING AVERAGE (DOLPHINS ROOKIES)

PLAYER	YEAR	REC	YDS	AVG
1. DEVANTE PARKER	2015	26	494	19.0
2. Chris Chambers	2001	48	883	18.4
3. Ferrell Edmunds	1988	33	575	17.4
4. Nat Moore	1974	37	605	16.4
5. Brian Hartline	2009	31	506	16.3

- His 19.0 receiving average in 2015 was the highest among rookies in the NFL that season (min. 25 receptions):

NFL RECEIVING AVERAGE LEADERS (2015 ROOKIES)

PLAYER	TEAM	REC	YDS	AVG
1. DEVANTE PARKER	MIAMI	26	494	19.0
2. Dorial Green-Beckham	Tennessee	32	549	17.2
3. Devin Funchess	Carolina	31	473	15.3
4. Amari Cooper	Oakland	72	1,070	14.9
5. Stefon Diggs	Minnesota	52	720	13.9

2018 (MIAMI):

- Played in 11 games with 7 starts.
- Inactive for 5 games.
- 24 receptions for 309 yards (12.9 avg.) and 1 TD.

AT HOUSTON (10/25): 6 receptions for 134 yards (22.3 avg.).

AT GREEN BAY (11/1): 5 receptions for 43 yards (8.6 avg.).

VS. BUFFALO (12/2): 4 receptions for 43 yards (10.8 avg.) and 1 TD.

- Scored on an 18-yard pass from QB Ryan Tannehill on Miami's opening drive.

2017 (MIAMI):

- Played in 13 games with 12 starts.
- Inactive for 3 games.

- 57 receptions for 670 yards (11.8 avg.) and 1 TD.
- 1 miscellaneous tackle.

AT N.Y. JETS (9/24): 8 receptions for 76 yards (9.5 avg.) and 1 TD.

- Caught a 3-yard TD pass from QB Jay Cutler in the 4th quarter.

VS. NEW ORLEANS IN LONDON (10/1): 6 receptions for 69 yards (11.5 avg.).

- Recorded his 100th career reception.

AT BUFFALO (12/17): 6 receptions for 89 yards (14.8 avg.).

2016 (MIAMI):

- Played in 15 games with 8 starts.
- Inactive 1 game.
- 56 receptions for 744 yards (13.3 avg.) and 4 TDs.
- 2 miscellaneous tackles.

AT NEW ENGLAND (9/18): 8 receptions for 106 yards (13.3 avg.).

- All 8 receptions and 106 yards came in the 2nd half.

AT L.A. RAMS (11/20): 8 receptions for 79 yards (9.9 avg.) and 1 TD.

- Caught a 9-yard TD with 36 seconds left to win the game.

AT BUFFALO (12/24): 4 receptions for 85 yards (21.3 avg.) and 1 TD.

- Caught a 56-yard TD from QB Matt Moore on Miami's 1st possession of the 2nd half.

POSTSEASON:

AFC WILD CARD AT PITTSBURGH (1/8): 4 receptions for 55 yards (13.8 avg.).

2015 (MIAMI):

- Played in 14 games with 4 starts.
- Inactive for 1 game.
- Dressed but did not play 1 game.
- 26 receptions for 494 yards (19.0 avg.) and 3 TDs.
- 1 miscellaneous tackle.
- His 19.0 yards per catch average was the highest by a Dolphins rookie in team history.
- His 19.0 receiving average was the highest among NFL rookies in 2015.

AT WASHINGTON (9/13): Played but did not record any stats.

- Made his Dolphins debut.

AT N.Y. JETS (11/29): 4 receptions for 80 yards (20.0 avg.) and 1 TD.

- Caught a 33-yard TD pass from QB Ryan Tannehill

for the 1st TD of his career.

VS. NEW ENGLAND (1/3): 5 receptions for 106 yards (21.2 avg.) and 1 TD.

- Became the 1st Dolphins rookie wide receiver to top 100 yards in a game since 2001 (Chris Chambers).

BEFORE THE NFL

COLLEGE (LOUISVILLE):

- 4-year letterman (2011-14) and 2-year starter.

CAREER: Played in 42 games with 18 starts; 156 receptions for 2,775 yards (17.8 avg.) and 33 TDs.

- Had 10 career 100-yard games.

SENIOR (2014): Started 6 games; 43 receptions for 855 yards (19.9 avg.) and 5 TDs.

- 2nd-team All-ACC.

JUNIOR (2013): Started 12 games; 55 receptions for 885 yards (16.1 avg.) and 12 TDs.

- His 12 TD receptions tied the school record.

SOPHOMORE (2012): Played in all 13 games; 40 receptions for 744 yards (18.6 avg.) and 10 TDs.

- Finished the season with 6 straight games with a TD.

TRUE FRESHMAN (2011): Played in 11 games; 18 receptions for 291 yards (16.2 avg.) and 6 TDs.

- His 6 TD receptions led the team.

HIGH SCHOOL (BALLARD HS – LOUISVILLE, KY.)

SENIOR (2010): 68 receptions for 1,793 yards (26.4 avg.) and 19 TDs.

- 1st-team all-state.
- Co-winner of the Paul Hornung Award as the state's top player.

JUNIOR (2009):

- 1st-team all-state.

OFF THE FIELD

COMMUNITY:

- Helped distribute Thanksgiving meals to local South Florida families in November 2016.

PERSONAL:

- Father, Anthony Shelman, played running back at Louisville (1991-94).
- **MAJOR:** Communications.

DeVANTE PARKER'S NFL REGULAR SEASON STATS

YEAR	TEAM	GP	GS	RECEIVING					RUSHING				
				REC	YDS	AVG	LG	TD	ATT	YDS	AVG	LG	TD
2015	MIAMI	14	4	26	494	19.0	49	3	0	0	0.0	0	0
2016	MIAMI	15	8	56	744	13.3	56t	4	0	0	0.0	0	0
2017	MIAMI	13	12	57	670	11.8	36	1	0	0	0.0	0	0
2018	MIAMI	11	7	24	309	12.9	46	1	0	0	0.0	0	0
NFL TOTALS		53	31	163	2217	13.6	56t	9	0	0	0.0	0	0

DeVANTE PARKER'S NFL PLAYOFF STATS

YEAR	TEAM	GP	GS	RECEIVING					RUSHING				
				REC	YDS	AVG	LG	TD	ATT	YDS	AVG	LG	TD
2016	MIAMI	1	0	4	55	13.8	37	0	0	0	0.0	0	0
PLAYOFF TOTALS		1	0	4	55	13.8	37	0	0	0	0.0	0	0

ADDITIONAL STATS

Miscellaneous Tackles: 1 in 2015, 2 in 2016 and 1 in 2017 for total of 4.

SINGLE-GAME CAREER HIGHS

Receptions:	8	3 times, last: at N.Y. Jets, 9/24/17
Receiving Yards:	106	twice, last: at New England, 9/18/16
Longest Rec.:	56	twice, last: at Buffalo, 12/24/16
TD Receptions:	1	9 times, last: vs. Buffalo, 12/2/18

100-YARD RECEIVING GAMES (3)

DATE	OPPONENT	REC	YDS	AVG	LG	TD
1/3/16	NEW ENGLAND	5	106	21.2	46	1
9/18/16	at New England	8	106	13.3	28	0
11/13/16	at San Diego	5	103	20.6	56	0

2015 GAME-BY-GAME STATS (MIAMI)

DATE	OPPONENT	P/S	REC	YDS	AVG	LG	TD	
09/13	at Washington	1/0	0	0	0.0	-	0	
09/20	at Jacksonville	1/0	1	3	3.0	3	0	
09/27	BUFFALO	1/0	3	46	15.3	19	0	
10/04	N.Y. JETS	1/0	0	0	0.0	-	0	
10/18	at Tennessee	1/0	0	0	0.0	-	0	
10/25	HOUSTON	1/0	0	0	0.0	-	0	
10/29	at New England	1/0	0	0	0.0	-	0	
11/08	at Buffalo		INACTIVE					
11/15	at Philadelphia		DID NOT PLAY					
11/22	DALLAS	1/0	0	0	0.0	-	0	
11/29	at N.Y. Jets	1/0	4	80	20.0	33t	1	
12/06	BALTIMORE	1/1	3	63	21.0	38t	1	
12/14	N.Y. GIANTS	1/1	2	16	8.0	14	0	
12/20	at San Diego	1/0	4	87	21.8	35	0	
12/27	INDIANAPOLIS	1/1	4	93	23.3	49	0	
01/03	NEW ENGLAND	1/1	5	106	21.2	46	1	
2015 TOTALS		14/4	26	494	19.0	49	3	

2016 GAME-BY-GAME STATS (MIAMI)

DATE	OPPONENT	P/S	REC	YDS	AVG	LG	TD
09/11	at Seattle		INACTIVE				
09/18	at New England	1/1	8	106	13.3	28	0
09/25	CLEVELAND	1/1	3	51	17.0	26	1
09/29	at Cincinnati	1/1	2	20	10.0	15	0
10/09	TENNESSEE	1/0	2	70	35.0	50	0
10/16	PITTSBURGH	1/0	5	28	5.6	11	0
10/23	BUFFALO	1/0	3	20	6.7	9	0
11/06	N.Y. JETS	1/0	2	8	4.0	4	0
11/13	at San Diego	1/1	5	103	20.6	56	0
11/20	at L.A. Rams	1/1	8	79	9.9	15	1
11/27	SAN FRANCISCO	1/0	3	64	21.3	46	0
12/04	at Baltimore	1/1	3	34	11.3	17	1
12/11	ARIZONA	1/1	2	14	7.0	11	0
12/17	at N.Y. Jets	1/0	1	17	17.0	17	0
12/24	at Buffalo	1/0	4	85	21.3	56	1
01/01	NEW ENGLAND	1/1	5	45	9.0	18	0
2016 TOTALS		15/8	56	744	13.3	56	4

DATE	OPPONENT	P/S	REC	YDS	AVG	LG	TD
01/08	at Pittsburgh*	1/0	4	55	13.8	37	0


* AFC Wild Card game

2017 GAME-BY-GAME STATS (MIAMI)

DATE	OPPONENT	P/S	REC	YDS	AVG	LG	TD
09/17	at L.A. Chargers	1/1	4	85	21.3	31	0
09/24	at N.Y. Jets	1/1	8	76	9.5	26	1
10/01	NEW ORLEANS	1/1	6	69	11.5	21	0
10/08	TENNESSEE	1/1	1	6	6.0	6	0
10/15	at Atlanta		INACTIVE				
10/22	N.Y. JETS		INACTIVE				
10/26	at Baltimore		INACTIVE				
11/05	OAKLAND	1/0	5	76	15.2	26	0
11/13	at Carolina	1/1	6	66	11.0	24	0
11/19	TAMPA BAY	1/1	4	26	6.5	17	0
11/26	at New England	1/1	1	5	5.0	5	0
12/03	DENVER	1/1	1	5	5.0	5	0
12/11	NEW ENGLAND	1/1	4	40	10.0	15	0
12/17	at Buffalo	1/1	6	89	14.8	36	0
12/24	at Kansas City	1/1	5	63	12.6	34	0
12/31	BUFFALO	1/1	6	64	10.7	24	0
2017 TOTALS		13/12	57	670	11.8	36	1

2018 GAME-BY-GAME STATS (MIAMI)

DATE	OPPONENT	P/S	REC	YDS	AVG	LG	TD
09/09	TENNESSEE		INACTIVE				
09/16	at N.Y. Jets		INACTIVE				
09/23	OAKLAND	1/1	2	40	20.0	36	0
09/30	at New England		INACTIVE				
10/07	at Cincinnati		INACTIVE				
10/14	CHICAGO	1/0	0	0	0.0	-	0
10/21	DETROIT		INACTIVE				
10/25	at Houston	1/1	6	134	22.3	46	0
11/04	N.Y. JETS	1/1	1	8	8.0	8	0
11/11	at Green Bay	1/1	5	43	8.6	14	0
11/25	at Indianapolis	1/0	3	10	3.3	9	0
12/02	BUFFALO	1/1	4	43	10.8	18	1
12/09	NEW ENGLAND	1/1	1	18	18.0	15	0
12/16	at Minnesota	1/0	0	0	0.0	-	0
12/23	JACKSONVILLE	1/1	2	13	6.5	7	0
12/30	at Buffalo	1/0	0	0	0.0	-	0
2018 TOTALS		11/7	24	309	12.9	46	1



8

TYLER PATMON

CORNERBACK // 5-10 // 188 // OKLAHOMA STATE '14
ACQUIRED: FA '19
HOMETOWN: ROUND ROCK, TEXAS // BORN: 1/26/91
NFL: FIFTH SEASON // DOLPHINS: FIRST SEASON

NFL CAREER

TRANSACTIONS:

- Signed by Miami on July 23, 2019.
- Signed by Jacksonville on May 22, 2017.
- Waived by Carolina on May 1, 2017.
- Signed to Carolina's practice squad on Nov. 22, 2016.
- Released from Kansas City's practice squad on Nov. 9, 2016.
- Signed to Kansas City's practice squad on Nov. 8, 2016.
- Released from Kansas City's practice squad on Nov. 2, 2016.
- Signed to Kansas City's practice squad on Oct. 20, 2016.
- Waived by Tennessee on Aug. 30, 2016.
- Claimed by Tennessee off waivers on Aug. 1, 2016.
- Waived by Miami on July 31, 2016.
- Promoted from Miami's practice squad on Dec. 26, 2015.
- Signed to Miami's practice squad on Dec. 17, 2015.
- Waived by Dallas on Dec. 15, 2015.
- Signed by Dallas as an undrafted college free agent on May 21, 2014.

CAREER HIGHLIGHTS:

- Played in 49 career games with 4 starts.
- 34 tackles (28 solo), 1 interception, 8 passes defended and 1 interception return for a TD.

2018 (JACKSONVILLE):

- Played in 12 games with 2 starts.
- Inactive for 3 games.
- Dressed but did not play 1 game.
- 14 tackles (12 solo) and 1 pass defended.

VS. N.Y. JETS (9/30): 4 solo tackles.

AT KANSAS CITY (10/7): 3 tackles (2 solo).

AT DALLAS (10/14): 4 solo tackles and 1 pass defended.

2017 (JACKSONVILLE):

- Played in 13 games.
- 4 tackles (2 solo).

VS. BALTIMORE (9/24): 2 solo tackles.

POSTSEASON:

AFC WILD CARD VS. BUFFALO (1/7): 1 solo tackle

(1 solo) and 1 pass defended.

AFC DIVISIONAL AT PITTSBURGH (1/14): 1 special teams tackle (1 solo).

AFC CHAMPIONSHIP GAME AT NEW ENGLAND (1/21): Did not record any stats.

2016 (MIAMI/TENNESSEE/KANSAS CITY/CAROLINA):

- Spent portions of the season on Kansas City's and Carolina's practice squads.
- Spent training camp with Tennessee and Miami.

2015 (DALLAS/MIAMI):

- Waived by Dallas on Dec. 15, 2015.
- Played in 11 games with 2 starts for Dallas
- Inactive for 2 games with Dallas.
- 13 tackles (11 solo) and 6 passes defended.
- Played 2 games with Miami but did not record any stats.
- Spent 1 week on Miami's practice squad.

VS. N.Y. GIANTS (9/13): 4 tackles (3 solo).

VS. TAMPA BAY (11/15): 3 tackles (2 solo) and 2 passes defended.

VS. CAROLINA (11/26): 2 tackles (2 solo).

2014 (DALLAS):

- Played in 11 games.
- Inactive for 5 games.
- 3 tackles (3 solo), 1 interception, 1 pass defended and 1 interception return for a TD.
- 5 special teams tackles (4 solo).

AT SEATTLE (10/12): 1 tackle (1 solo), 2 special teams tackles (2 solo).

VS. ARIZONA (11/2): 1 pass defended, 1 interception for a TD, 1 solo special teams tackle.
• Intercepted QB Carson Palmer and returned 58 yards for a TD.

AT GREEN BAY (11/2): 2 solo special teams tackles.

POSTSEASON:

NFC WILD CARD VS. DETROIT (1/4): 1 solo tackle.

AFC DIVISIONAL AT GREEN BAY (1/11): 2 special teams tackles.

BEFORE THE NFL

COLLEGE (OKLAHOMA STATE):

- 1-year starter (2013).
- Graduate transfer from Kansas following junior season (2012).

CAREER: Played in 45 games with 31 starts combined for Oklahoma State and Kansas; 176 tackles (131 solo), 7 interceptions, 38 passes defended, 2 sacks, 1 forced fumble and 2 fumble recoveries.

SENIOR (2013 AT OKLAHOMA STATE): Played in all 13 games with 5 starts; 30 tackles (28 solo), 1 interception, 10 passes defended, 1 forced fumble and 1 fumble recovery.

JUNIOR (2012 AT KANSAS): Started all 12 games; 58 tackles (52 solo), 3 interceptions, 11 passes defended and 1 sack.

SOPHOMORE (2011 AT KANSAS): Played in 11 games with 7 starts; 43 tackles (29 solo), 1 interception and 5 passes defended.

REDSHIRT FRESHMAN (2010 AT KANSAS): Started 9 games; 45 tackles (22 solo), 2 interceptions, 12 passes defended, 1 sack and 1 fumble recovery.

- Redshirted in 2009.

SENIOR (2008): 37 tackles, 2 interceptions and 4 passes defended; 7 receptions for 113 yards (16.1 avg.) and 2 TDs; 1 blocked punt and 2 blocked field goals.

JUNIOR (2007): 45 tackles, 1 interception, 12 passes defended and 1 forced fumble.

OFF THE FIELD

PERSONAL:

- **MAJOR:** General studies.

COMMUNITY:

- Co-founded Camp Exposure to help overlooked recruits connect with college playing opportunities.

HIGH SCHOOL (VISTA RIDGE HS – CEDAR PARK, TEXAS)

- Played cornerback and wide receiver.
- Also ran track and was a state qualifier.

TYLER PATMON'S NFL REGULAR SEASON STATS

YEAR	TEAM	GP	GS	TACKLES					INTERCEPTIONS					FUMBLES	
				TOT	SOLO	ASST	SK	YDS	INT	YDS	LG	TD	PD	FF	FR
2014	DALLAS	11	0	3	3	0	0.0	0.0	1	58	58	1	1	0	0
2015	DALLAS	11	2	13	11	2	0.0	0.0	0	0	0	0	6	0	0
	MIAMI	2	0	0	0	0	0	0	0	0	0	0	0	0	0
2017	JACKSONVILLE	13	0	4	2	2	0.0	0.0	0	0	0	0	0	0	0
2018	JACKSONVILLE	12	2	14	12	2	0.0	0.0	0	0	0	0	1	0	0
NFL TOTALS		49	4	34	28	6	0.0	0.0	1	58	58	1	8	0	0

TYLER PATMON'S NFL PLAYOFF STATS

YEAR	TEAM	GP	GS	TACKLES					INTERCEPTIONS					FUMBLES	
				TOT	SOLO	ASST	SK	YDS	INT	YDS	LG	TD	PD	FF	FR
2014	DALLAS	2	0	1	1	0	0.0	0.0	0	0	0	0	0	0	0
2017	JACKSONVILLE	2	0	1	1	0	0.0	0.0	0	0	0	0	1	0	0
NFL TOTALS		4	0	2	2	0	0.0	0.0	0	0	0	0	1	0	0

ADDITIONAL STATS

Special Teams Tackles: 5 in 2014 (P-3).

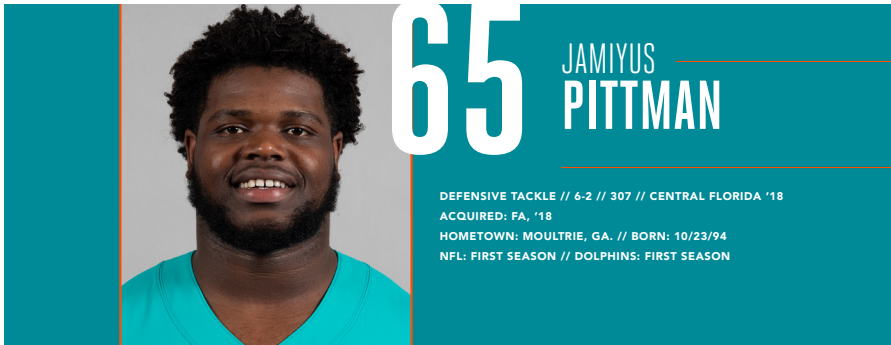
Defensive Touchdowns: 58-yard interception return vs. Arizona (11/2/14).

SINGLE-GAME CAREER HIGHS

Tackles: 4 3 times, last: vs. Dallas, 10/14/18

Interceptions: 1 vs. Arizona, 11/2/14

Passes Defended: 2 twice, last: at Tampa Bay 11/15/15



DEFENSIVE TACKLE // 6-2 // 307 // CENTRAL FLORIDA '18
 ACQUIRED: FA, '18
 HOMETOWN: MOULTRIE, GA. // BORN: 10/23/94
 NFL: FIRST SEASON // DOLPHINS: FIRST SEASON

NFL CAREER

TRANSACTIONS:

- Signed to Miami's practice squad on Oct. 31, 2018.
- Waived by Miami on Oct. 29, 2018.
- Promoted from Miami's practice squad on Oct. 13, 2018.
- Signed to Miami's practice squad on Sept. 3, 2018
- Waived by Miami on Sept. 1, 2018.
- Signed by Miami as an undrafted college free agent on May 10, 2018.

CAREER HIGHLIGHTS:

- Played in 3 games.
- 2 assisted tackles.

2018 (MIAMI):

- Played in 3 games.
- 2 assisted tackles.
- Waived by Miami on Oct. 29, 2018.
- Promoted from Miami's practice squad on Oct. 13.

VS. CHICAGO (10/14):

- 1 assisted tackle.
- Made NFL debut.

BEFORE THE NFL

COLLEGE (CENTRAL FLORIDA):

- 4-year letterman (2014-17) and 3-year starter.

CAREER: Played in 49 games with 33 starts; 138 tackles (67 solo), 13 sacks, 4 passes defended and 1 forced fumble; 1 blocked kick; 1 reception for 4 yards and 1 TD.

SENIOR (2017): Started 12 games; 47 tackles (24 solo) and 4.5 sacks; 1 reception for 4 yards and

1 TD.

- 1st-team All-AAC.

JUNIOR (2016): Played in 12 games with 8 starts; 28 tackles (14 solo), 2 sacks and 1 pass defended.

- 2nd-team All-AAC.

SOPHOMORE (2015): Played in all 12 games with 11 starts; 45 tackles (19 solo), 4.5 sacks and 2 passes defended.

TRUE FRESHMAN (2014): Played in all 13 games with 2 starts; 18 tackles (10 solo), 2 sacks, 1 pass defended and 1 forced fumble.

HIGH SCHOOL (COLQUITT COUNTY HS – MOULTRIE, GA.)

- Also played basketball.

SENIOR (2013): Played in 8 games; Approximately 50 tackles and 4 sacks.

- All-region honorable mention.

JUNIOR (2012): 76 tackles and 10 sacks.

- 1st-team all-region.

SOPHOMORE (2011):

- 1st-team all-region.

OFF THE FIELD

COMMUNITY:

- Participated in a number of Football Unites programs in 2018.

PERSONAL:

- **PRONUNCIATION:** First name is pronounced Juh-mye-us.
- **MAJOR:** Interdisciplinary studies.

JAMIYUS PITTMAN'S NFL REGULAR SEASON STATS

YEAR	TEAM	GP	GS	TACKLES					INTERCEPTIONS					FUMBLES		
				TOT	SOLO	ASST	SK	YDS	INT	YDS	LG	TD	PD	FF	FR	
2018	MIAMI	3	0	2	0	2	0.0	0.0	0	0	0	0	0	0	0	0
NFL TOTALS		3	0	2	0	2	0.0	0.0	0	0	0	0	0	0	0	0



51

QUENTIN POLING

LINEBACKER // 6-1 // 235 // OHIO '18
ACQUIRED: D7A, '18
HOMETOWN: GOMER, OHIO // BORN: 8/17/94
NFL: FIRST SEASON // DOLPHINS: FIRST SEASON

NFL CAREER

TRANSACTIONS:

- Signed to Miami's practice squad on Sept. 3, 2018
- Waived by Miami on Sept. 1, 2018.
- 7th-round pick (227th overall) by Miami in the 2018 NFL draft.

2018 (MIAMI):

- Spent the offseason and training camp with Miami.

BEFORE THE NFL

COLLEGE (OHIO):

- 4-year starter (2014-17).

CAREER: Started 50 games; 374 tackles (217 solo), 18.5 sacks, 7 interceptions, 21 passes defended and 7 forced fumbles.

- Set school records for career solo tackles (217) and tackles for loss (44).

SENIOR (2017): Started all 13 games; 107 tackles (49 solo), 5.5 sacks, 4 passes defended and 3 forced fumbles.

- 1st-team All-MAC.
- His 107 tackles led the team.
- Team captain.

JUNIOR (2016): Started all 14 games; 109 tackles (66 solo), 4 sacks, 5 passes defended and 2 forced fumbles.

- 1st-team All-MAC.

- Team captain.

SOPHOMORE (2015): Started 11 games; 69 tackles (47 solo), 4 sacks, 4 interceptions, 6 passes defended and 2 forced fumbles.

- His 69 tackles led the team.

REDSHIRT FRESHMAN (2014): Started all 12 games; 89 tackles (55 solo), 5 sacks, 3 interceptions and 6 passes defended.

- His 89 tackles led the team.
- Redshirted in 2013.

HIGH SCHOOL (ELIDA HS – ELIDA, OHIO)

- 509 career tackles, 20 sacks, 12 forced fumbles and 9 interceptions.
- Also competed in track and field and wrestling.

SENIOR (2012):

- 1st-team all-state.
- Northwest Ohio Defensive Back of the Year.
- All-Northwest Ohio.

JUNIOR (2011):

- 1st-team all-state.
- All-Northwest Ohio.

SOPHOMORE (2010):

- All-Northwest Ohio.

OFF THE FIELD

PERSONAL:

- **PRONUNCIATION:** Last name is pronounced POHL-ing.
- **MAJOR:** Pre-exercise physiology with a minor in biology.



72

ISAIAH PRINCE

TACKLE // 6-7 // 305 // OHIO STATE '19
ACQUIRED: D6, '19
HOMETOWN: GREENBELT, MD. // BORN: 7/29/97
NFL: ROOKIE SEASON // DOLPHINS: ROOKIE SEASON

NFL CAREER

COLLEGE (OHIO STATE):

- 4-year letterman (2015-18) and 3-year starter.

CAREER: Played in all 54 games with 41 starts at right tackle.

- Started 41 consecutive games to finish his career.

SENIOR (2018): Started all 14 games at right tackle.

- 1st-team All-Big Ten.
- Helped the offensive line allow the 3rd-fewest sacks in the Big Ten (23).
- Voted a team captain.

JUNIOR (2017): Started all 14 games at right tackle.

- 3rd-team All-Big Ten.

SOPHOMORE (2016): Started all 13 games at right tackle.

TRUE FRESHMAN (2015): Played in all 13 games.

HIGH SCHOOL (ELEANOR ROOSEVELT HS – GREENBELT, MD.)

SENIOR (2014):

- 1st-team all-state.
- Helped lead his team to an 11-1 record.

OFF THE FIELD

PERSONAL:

- **MAJOR:** Sport industry.

ISAIAH PRINCE'S COLLEGE STATS

GAMES/STARTS: 2015: 13/0, 2016: 13/13, 2017: 14/14, 2018: 14/14

NCAA TOTALS: 54/41



69

DURVAL QUEIROZ NETO

DEFENSIVE TACKLE // 6-4 // 330

ACQUIRED: FA, '19 (IPP)

HOMETOWN: DIAMANTINO, BRAZIL // BORN: 8/27/92

NFL: ROOKIE SEASON // DOLPHINS: ROOKIE SEASON

NFL CAREER

TRANSACTIONS:

- Allocated to Miami on April 8, 2019 via the International Player Pathway Program.

BEFORE THE NFL

BRAZIL:

2018 (GALO FUTBOL AMERICANO): Played in 3 games; 16 tackles, 4 sacks and 2 forced fumbles.

- Helped his team win the national championship.

2017 (CUIABA ARSENAL): Played in 9 games; 31 tackles, 9.5 sacks and 3 forced fumbles; 4 blocked extra points, 1 blocked field goal and 1 blocked punt.

- Won the Salao Oval Award, given to the nation's top defensive lineman.

- Helped team win the conference championship.
- Selected to the Brazilian National Team.

2016 (CUIABA ARSENAL):

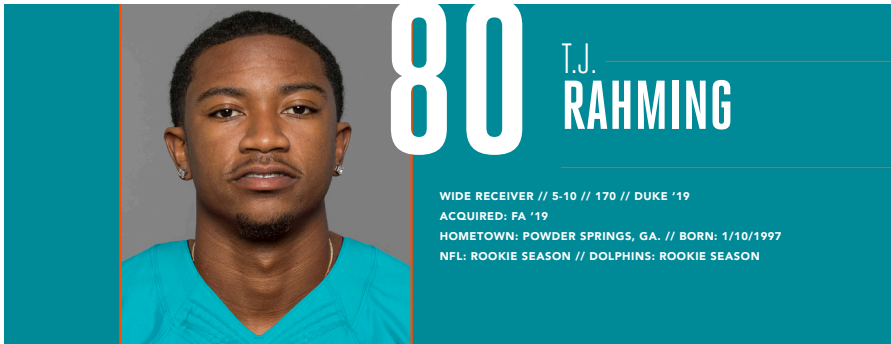
- Helped team win the state championship and conference championship.
- Helped lead team to national semifinal.
- Selected to the Brazilian National Team.

2015 (CUIABA ARSENAL):

- Helped team win the state championship.
- Helped lead team to national semifinal.

OFF THE FIELD

- Was a judo champion prior to playing football.



NFL CAREER

TRANSACTIONS:

- Signed by Miami on Aug. 20, 2019.
- Waived by Washington on Aug. 11, 2019.
- Signed by Washington as an undrafted college free agent on April 30, 2018.

BEFORE THE NFL

COLLEGE (DUKE):

- 4-year starter (2015-18).

CAREER: Played in 50 games with 43 starts; 253 receptions for 2,919 yards (11.5 avg.) and 13 TDs; 15 carries for 85 yards (5.7 avg.)

- His 2,919 receiving yards were 4th in school history.

SENIOR (2018): Started all 13 games; 75 receptions for 811 yards (10.8 avg.) and 8 TDs; 9 carries for 82 yards (9.1 avg.)

- 3rd-team All-ACC.
- His 8 receiving TDs were tied for 4th in the ACC.
- His 75 receptions were 5th in the ACC.
- His 811 receiving yards were tied for 4th in the ACC.

JUNIOR (2017): Started all 13 games; 65 receptions for 795 yards (12.23 avg.), and 2 TDs; 4 carries for 3 yards (0.8 avg.)

- Honorable mention All-ACC.

SOPHOMORE (2016): Played in 12 games with 11 starts; 70 receptions for 742 yards (10.6 avg.) and 1 TD; 1 carry for -1 yard.

TRUE FRESHMAN (2015): Played in 12 games with 6 starts; 43 receptions for 571 yards (13.28 avg.) and 2 TDs; 1 carry for 1 yard.

- Honorable mention Freshman All-American.

HIGH SCHOOL (McEachern HS – Powder Springs, Ga.)

- Three-year letterman.

SENIOR (2014): 70 receptions for 1,548 yards (22.1 avg.) and 22 TDs.

- 1st-team all-state.

JUNIOR (2013): 54 receptions for 1,054 yards (19.5 avg.) and 13 TDs.

SOPHOMORE (2012): 18 passes for 386 yards (21.4 avg.) and 4 TDs.

OFF THE FIELD

PERSONAL:

- **PRONUNCIATION:** Last name is pronounced RAMM-ing.
- **MAJOR:** Sociology.



64

CHRIS REED

CENTER/GUARD // 6-4 // 320 // MINNESOTA STATE '15
ACQUIRED: FA, '19
HOMETOWN: OMAHA, NEB. // BORN: 7/22/92
NFL: FOURTH SEASON // DOLPHINS: FIRST SEASON

NFL CAREER

TRANSACTIONS:

- Signed by Miami on March 18, 2019.
- Promoted from Jacksonville's practice squad on Oct. 7, 2017.
- Signed to Jacksonville's practice squad on Sept. 3, 2017.
- Waived by Jacksonville on Sept. 2, 2017.
- Signed to Jacksonville's practice squad on Sept. 7, 2015.
- Waived by Jacksonville on Sept. 5, 2015.
- Signed by Jacksonville as an undrafted college free agent on May 8, 2015.

CAREER HIGHLIGHTS:

- Played in 25 career games with 8 starts.

2018 (JACKSONVILLE):

- Played in 9 games with 1 start at right guard.
- Dressed but did not play in 1 game.
- Inactive for 6 games.

VS. TENNESSEE (9/23):

- Started at right guard.
- Blocked for a running game that had 19 carries for 87 yards (4.6 avg.).

VS. PITTSBURGH (11/18):

- Played 49 snaps.
- Blocked for RB Leonard Fournette, who had 28 carries for 95 yards (3.4 avg.) and 1 TD.

AT BUFFALO (11/25):

- Played 22 snaps.
- Blocked for a running game that had 39 carries for 226 yards (5.8 avg.) and 2 TDs.

2017 (JACKSONVILLE):

- Played in 6 games with 3 starts at left guard.
- Dressed but did not play in 1 game.
- Inactive for 5 games.
- Spent 4 games on Jacksonville's practice squad before being promoted on Oct. 7.

AT CLEVELAND (11/19):

- Started at left guard.
- Blocked for RB Leonard Fournette, who had 28 carries for 111 yards (4.0 avg.).

AT ARIZONA (11/26):

- Started at left guard.

VS. INDIANAPOLIS (12/3):

- Started at left guard.
- Protected QB Blake Bortles, who completed 26-of-35 passes (74.3 pct.) for 309 yards and 2 TDs.

POSTSEASON:

AFC WILD CARD VS. BUFFALO (1/7): Inactive.

AFC DIVISIONAL AT PITTSBURGH (1/14): Inactive.

AFC CHAMPIONSHIP AT NEW ENGLAND (1/21): Inactive.

2016 (JACKSONVILLE):

- Played in 10 games with 4 starts at left guard.
- Inactive for 4 games.
- Missed the final 2 games after being placed on injured reserve on Dec. 23.

VS. BALTIMORE (9/25):

- Started at left guard.

- Made his NFL debut and 1st career start.

AT BUFFALO (11/27):

- Started at left guard.

- Blocked for a running game that had 27 carries for 183 yards (4.9 avg.) and 1 TD.

VS. DENVER (12/4):

- Started at left guard.

- Blocked for a running game that had 38 carries for 154 yards (4.1 avg.) and 1 TD.

2015 (JACKSONVILLE):

- Spent the season on Jacksonville's practice squad.

BEFORE THE NFL

COLLEGE (MINNESOTA STATE):

- 4-year starter (2011-14).
- Also lettered in track and field.
- 11-time NCAA Division II track and field All-American.
- Division II national champion in outdoor shotput in 2013 and 2014.

CAREER:

- Played in 48 games with 46 starts.

- 1 solo tackle.

SENIOR (2014):

- Started all 15 games.
- Division II 1st-team All-American.
- 1st-team NSIC South Division All-Conference.
- 2nd-team All-Super Region.
- Blocked for an offense that recorded 3,625 rushing yards and 3,079 passing yards for 82 total TDs.

JUNIOR (2013):

- Started all 12 games.
- 2nd-team NSIC South Division All-Conference.

SOPHOMORE (2012):

- Played in 9 games with 8 starts.

REDSHIRT FRESHMAN (2011):

- Started 11 games.
- All-NSIC honorable mention.
- Blocked for a running game that averaged 167.9 rushing yards per game.
- Redshirted in 2010.

HIGH SCHOOL (OMAHA CENTRAL HS – OMAHA, NEB.)

- Also competed in track and field and was a 2-time state champion.
- 2009 Nebraska High School Field Athlete of the Year.

SENIOR (2009): All-state honorable mention.

OFF THE FIELD

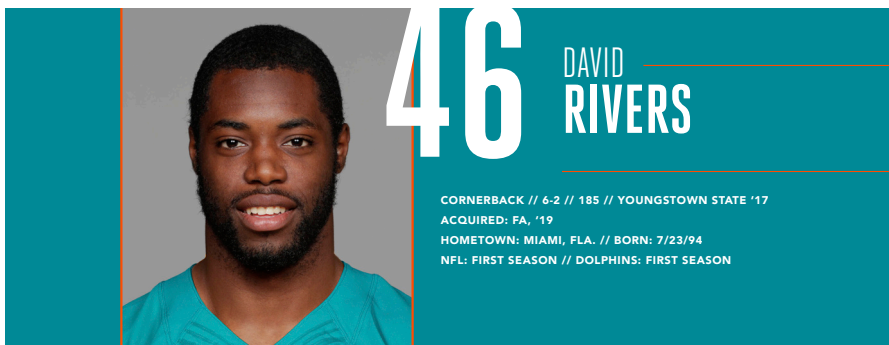
PERSONAL:

- **MAJOR:** Psychology.

CHRIS REED'S NFL REGULAR SEASON STATS

GAMES/STARTS: 2016: 10/4, 2017: 6/3, 2018: 9/1

NFL TOTALS: 25/8



CORNERBACK // 6-2 // 185 // YOUNGSTOWN STATE '17
 ACQUIRED: FA, '19
 HOMETOWN: MIAMI, FLA. // BORN: 7/23/94
 NFL: FIRST SEASON // DOLPHINS: FIRST SEASON

NFL CAREER

TRANSACTIONS:

- Signed by Miami on July 23, 2019.
- Waived by Tampa Bay on May 28, 2019.
- Promoted from Tampa Bay's practice squad on Nov. 28, 2018.
- Signed to Tampa Bay's practice squad on Oct. 16, 2018.
- Waived by Tampa Bay on Aug. 14, 2018.
- Signed by Tampa Bay on Dec. 20, 2017.
- Signed to Miami's practice squad on Dec. 5, 2017.
- Released from Tampa Bay's practice squad on Nov. 28, 2017.
- Signed to Tampa Bay's practice squad on Nov. 23, 2017.
- Released from Tampa Bay's practice squad on Nov. 14, 2017.
- Signed to Tampa Bay's practice squad on Sept. 19, 2017.
- Waived by the N.Y. Jets on Sept. 3, 2017.
- Signed by the N.Y. Jets on July 30, 2017.
- Waived by Green Bay on June 7, 2017.
- Signed by Green Bay as an undrafted college free agent on May 5, 2017.

CAREER HIGHLIGHTS:

- Played in 3 career games.

2018 (TAMPA BAY):

- Played in 2 games.
- Inactive for 3 games.
- Spent parts of the season on Tampa Bay's practice squad.

VS. CAROLINA (12/2): Played on special teams but did not record any stats.

VS. NEW ORLEANS (12/9): Played on special teams but did not record any stats.

2017 (TAMPA BAY/MIAMI/N.Y. JETS/GREEN BAY):

- Played in 1 game for Tampa Bay.
- Inactive for 1 game for Tampa Bay.

- Signed by Tampa Bay on Dec. 20.
 - Spent time on Tampa Bay's and Miami's practice squads.
 - Was with the N.Y. Jets for training camp and Green Bay for the offseason program.
- AT CAROLINA (12/24):** Played special teams but did not record any stats.
- Made NFL debut.

BEFORE THE NFL

COLLEGE (YOUNGSTOWN STATE):

- 4-year letterman (2013-16) and 2-year starter.

CAREER: Played in 40 games with 16 starts; 65 tackles (50 solo), 2 sacks, 3 interceptions, 17 passes defended and 1 forced fumble.

SENIOR (2016): Played in all 16 games with 9 starts; 33 tackles (25 solo), 1 sack and 8 passes defended.

JUNIOR (2015): Played 9 games with 6 starts; 12 tackles (8 solo), 1 sack, 1 interception, 6 passes defended and 1 forced fumble.

SOPHOMORE (2014): Played 5 games with 1 start; 10 tackles (8 solo) and 1 pass defended.

REDSHIRT FRESHMAN (2013): Played 10 games; 10 tackles (9 solo), 2 interceptions and 2 passes defended.

- Redshirted in 2012.

HIGH SCHOOL (AMERICAN HS – HIALEAH, FLA.)

- Played cornerback, safety and wide receiver.
- Also lettered in track and field.

SENIOR (2011): 40 tackles, 3 interceptions, 10 passes defended, 2 forced fumbles and 2 fumble recoveries.

- Honorable mention all-state.


OFF THE FIELD

PERSONAL:

- **MAJOR:** Criminal justice.

DAVID RIVERS' NFL REGULAR SEASON STATS

YEAR	TEAM	GP	GS	TACKLES					INTERCEPTIONS					FUMBLES		
				TOT	SOLO	ASST	SK	YDS	INT	YDS	LG	TD	PD	FF	FR	
2017	TAMPA BAY	1	0	0	0	0	0.0	0	0	0	0	0	0	0	0	0
2018	TAMPA BAY	2	0	0	0	0	0.0	0	0	0	0	0	0	0	0	0
NFL TOTALS		3	0	0	0	0	0.0	0	0	0	0	0	0	0	0	0



3

JOSH ROSEN

QUARTERBACK // 6-4 // 218 // UCLA '18
 ACQUIRED: T, '19 (ARI)
 HOMETOWN: MANHATTAN BEACH, CALIF. // BORN: 2/10/97
 NFL: 2ND SEASON // DOLPHINS: FIRST SEASON

NFL CAREER

TRANSACTIONS:

- Traded from Arizona to Miami on April 26, 2019.
- 1st-round pick (10th overall) by Arizona in the 2018 NFL draft.

CAREER HIGHLIGHTS:

- Played in 14 games with 13 starts.
- Completed 217-of-393 passes (55.2 pct.) for 2,278 yards and 11 TDs for a QB rating of 66.7.
- 23 carries for 138 yards (6.0 avg.).
- Became the 4th-youngest QB in league history to record 2,000 passing yards (21 years, 310 days):

YOUNGEST NFL QUARTERBACKS TO REACH 2,000 PASSING YARDS

PLAYER	TEAM	YEAR	AGE
1. Sam Darnold	NYJ	2018	21y, 188d
2. Matthew Stafford	Det.	2009	21y, 193d
3. Drew Bledsoe	NE	1993	21y, 309d
4. JOSH ROSEN	ARI.	2018	21y, 310d
5. Jameis Winston	TB	2015	21y, 314d

2018 (ARIZONA):

- Played in 14 games with 13 starts.
 - Dressed but did not play in 2 games.
 - Completed 217-of-393 passes (55.2 pct.) for 2,278 yards and 11 TDs for a QB rating of 66.7.
 - 23 carries for 138 yards (6.0 avg.).
- VS. CHICAGO (9/23):** Completed 4-of-7 passes (57.1 pct.) for 36 yards; 1 carry for 12 yards.
- Made his NFL debut.
- VS. SEATTLE (9/30):** Completed 15-of-27 passes (55.6 pct.) for 180 yards and 1 TD for a QB rating of 88.5; 2 carries for 13 yards (6.5 avg.).
- Made his 1st NFL start.
 - Became the youngest QB in team history to start a game (21 years, 232 days).
 - Threw his 1st NFL TD on a 22-yard pass to WR Chad Williams to tie the game 17-17 in the 4th quarter.
- VS. SAN FRANCISCO (10/28):** Completed 23-of-40 passes (57.5 pct.) for 252 yards and 2 TDs for a QB rating of 82.5; 2 carries for 12 yards (6.0 avg.).
- Connected on 12-of-18 passes (66.7 pct.) for 150 yards and 2 TDs for a QB rating of 129.4 in the 4th quarter.
 - Hit WR Christian Kirk for a 9-yard TD pass to go ahead 18-15 with 34 seconds left in the 4th quarter.

- Became the youngest QB in the Super Bowl era to win a game after trailing by double digits in the 4th quarter (21 years, 260 days).

BEFORE THE NFL

COLLEGE (UCLA):

- 3-year starter (2015-17).
- CAREER:** Started 30 games; 712-of-1,170 passing (60.9 pct.) for 9,340 yards and 59 TDs; 109 carries for -153 yards (-1.4 avg.) and 6 TDs.
- Finished his career holding the school record for the most 300-yard passing games (17) and most consecutive games with a passing TD (14).
- JUNIOR (2017):** Started 11 games; 283-of-452 passing (62.6 pct.) for 3,756 yards and 26 TDs; 50 carries for -97 yards (-1.9 avg.) and 2 TDs.
- 2nd-team All-Pac-12.
 - Led the Pac-12 in passing yards per game (341.5) and total offense (332.6 yards per game).
 - Set single-season school records for passing yards per game (341.5) and most 300-yard passing games (7).

- SOPHOMORE (2016):** Started 6 games; 137-of-231 passing (59.3 pct.) for 1,915 yards and 10 TDs; 22 carries for -72 yards (-3.3 avg.) and 2 TDs.
- Missed 2nd half of season due to injury.

- TRUE FRESHMAN (2015):** Started 13 games; 292-of-487 passing (60.0 pct.) for 3,669 yards and 23 TDs; 37 carries for 16 yards (0.4 avg.) and 2 TDs; 1 punt for 25 yards.
- Freshman All-American.
 - Pac-12 Offensive Freshman of the Year.
 - Pac-12 Newcomer of the Year.
 - Set single-season school records for most consecutive pass attempts without an interception (245), most passing yards by a true freshman (3,669) and most passing TDs by a true freshman (23).

HIGH SCHOOL (ST. JOHN BOSCO HS – BELLFLOWER, CALIF.)

- Also played tennis in his senior year.
- CAREER:** Completed 525-of-840 passes (63.0 pct.) for 8,473 yards and 90 TDs.
- SENIOR (2014):** 199-of-313 passing (63.6 pct.) for 3,186 yards and 29 TDs.
- 1st-team All-American.
 - 1st-team all-state.
 - All-Area Player of the Year.

JUNIOR (2013):

- Helped lead team to national championship.

PERSONAL:

- **MAJOR:** Economics.

OFF THE FIELD**COMMUNITY:**

- Teamed up with 4ocean (company dedicated to removing plastic and other pollutants from the planet's oceans and beaches) for a major cleanup of Daytona Beach in Jan. 2019.

JOSH ROSEN'S NFL REGULAR SEASON PASSING STATS

YEAR	TEAM	GP	GS	ATT	CMP	PCT	YDS	Y/A	TD	INT	LG	SK/YDS	RATE
2018	ARIZONA	14	13	393	217	55.2	2,278	5.8	11	14	75t	45/320	66.7
NFL TOTALS		14	13	393	217	55.2	2,278	5.8	11	14	75t	45/320	66.7

JOSH ROSEN'S NFL REGULAR SEASON RUSHING/RECEIVING STATS

YEAR	TEAM	GP	GS	RUSHING					RECEIVING				
				ATT	YDS	AVG	LG	TD	REC	YDS	AVG	LG	TD
2018	ARIZONA	14	13	23	138	6.0	33	0	0	0	0.0	-	0
NFL TOTALS		14	13	23	138	6.0	33	0	0	0	0.0	-	0

ADDITIONAL STATS

Career Regular Season Record As A Starter: (Arizona) 3-11 in 2018.

Miscellaneous Tackles: (Arizona) 1 in 2018.

SINGLE-GAME CAREER HIGHS

Pass Attempts:	41	vs. Detroit, 12/9/18
Completions:	26	vs. Detroit, 12/9/18
Passing Yards:	252	vs. San Francisco, 10/28/18
TD Passes:	3	vs. Oakland, 11/18/18
Longest Pass:	75t	at San Francisco, 10/7/18
Completion Pct.:	67.7	at Minnesota, 10/14/18
Passer Rating:	88.5	vs. Seattle, 9/30/18
Rush Attempts:	4	vs. L.A. Rams, 12/23/18
Rushing Yards:	49	vs. L.A. Rams, 12/23/18
Longest Run:	33	at Green Bay, 12/2/18

2018 GAME-BY-GAME STATS (ARIZONA)

DATE	OPPONENT	P/S	ATT	CMP	PCT	YDS	TD	INT	LG	SK/YDS
09/09	WASHINGTON									
09/16	at L.A. Rams									
09/23	CHICAGO	1/0	7	4	57.1	36	0	1	10	1/7
09/30	SEATTLE	1/1	27	15	55.6	180	1	0	31	1/9
10/07	at San Francisco	1/1	25	10	40.0	170	1	0	75t	1/6
10/14	at Minnesota	1/1	31	21	67.7	240	0	1	40	4/32
10/18	DENVER	1/1	39	21	53.8	194	1	3	27	6/40
10/28	SAN FRANCISCO	1/1	40	23	57.5	252	2	1	37	3/19
11/11	at Kansas City	1/1	39	22	56.4	208	1	2	24	5/42
11/18	OAKLAND	1/1	20	9	45.0	136	3	2	59t	1/8
11/25	at L.A. Chargers	1/1	19	12	63.2	105	1	1	25t	2/18
12/02	at Green Bay	1/1	26	11	42.3	149	0	0	37	2/16
12/09	DETROIT	1/1	41	26	63.4	240	0	1	19	3/22
12/16	at Atlanta	1/1	22	13	59.1	132	0	2	40	6/42
12/23	L.A. RAMS	1/1	23	12	52.2	87	0	0	18	4/23
12/30	at Seattle	1/1	34	18	52.9	149	1	0	24	6/36
2018 TOTALS		14/13	393	217	55.2	2,278	11	14	75t	45/320



21

ERIC ROWE

CORNERBACK // 6-1 // 205 // UTAH '15
ACQUIRED: UFA, '19 (NE)
HOMETOWN: KLEIN, TEXAS // BORN: 10/3/92
NFL: FIFTH SEASON // DOLPHINS: FIRST SEASON

NFL CAREER

TRANSACTIONS:

- Signed by Miami as an unrestricted free agent from New England on March 14, 2019.
- Traded from Philadelphia to New England on Sept. 7, 2016.
- 2nd-round pick (47th overall) by Philadelphia in the 2015 NFL draft.

CAREER HIGHLIGHTS:

- Played in 37 career games with 17 starts.
- 80 tackles (66 solo), 2 interceptions and 16 passes defended.
- 2 special teams tackles (1 solo).
- Won Super Bowl LI and LIII with New England.

2018 (NEW ENGLAND):

- Played in 4 games with 2 starts.
- Inactive for 4 games.
- Missed the final 8 games after being placed on injured reserve on Oct. 31.
- 10 tackles (9 solo) and 1 pass defended.

VS. HOUSTON (9/9): 4 tackles (3 solo) and 1 pass defended.

AT JACKSONVILLE (9/16): 3 solo tackles.

2017 (NEW ENGLAND):

- Played in 8 games with 3 starts.
- Inactive for 8 games.
- 14 tackles (13 solo) and 2 passes defended.
- 1 special teams tackle.

AT NEW ORLEANS (9/17): 3 solo tackles; 1 special teams tackle.

AT MIAMI (12/11): 2 solo tackles.

AT PITTSBURGH (12/17): 5 solo tackles and 1 pass defended.

POSTSEASON:

AFC DIVISIONAL VS. TENNESSEE (1/13): 5 tackles (4 solo).

AFC CHAMPIONSHIP VS. JACKSONVILLE (1/21): 4 tackles (3 solo) and 1 pass defended.

SUPER BOWL LII VS. PHILADELPHIA (2/4): 4 solo tackles and 2 passes defended.

2016 (NEW ENGLAND/PHILADELPHIA):

- Played in 9 games with 7 starts with New England.
- 26 tackles (20 solo), 1 interception and 8 passes defended.

- Traded to New England on Sept. 7.
- Spent the offseason and training camp with Philadelphia.

AT PITTSBURGH (10/23): 6 tackles (5 solo) and 1 pass defended.

AT N.Y. JETS (11/27): 5 tackles (3 solo) and 1 pass defended.

VS. N.Y. JETS (12/24): 3 tackles (1 solo), 1 interception and 2 passes defended.

- Picked off QB Ryan Fitzpatrick in the 2nd quarter.

POSTSEASON:

AFC DIVISIONAL VS. HOUSTON (1/14): 3 solo tackles.

AFC CHAMPIONSHIP VS. PITTSBURGH (1/22): 4 tackles (3 solo), 1 interception and 2 passes defended.

- Intercepted QB Ben Roethlisberger in the 4th quarter and returned it 37 yards.

SUPER BOWL LI VS. ATLANTA (1/22): 4 tackles (3 solo) and 1 pass defended.

- Won his 1st Super Bowl.

2015 (PHILADELPHIA):

- Played in all 16 games with 5 starts.
- 30 tackles (24 solo), 1 interception and 5 passes defended.

- 1 assisted special teams tackle.

AT ATLANTA (9/14): Played but did not record any stats.

- Made his NFL debut.

AT N.Y. JETS (9/27): 1 solo tackle, 1 interception and 2 passes defended; 1 assisted special teams tackle.

- Picked off QB Ryan Fitzpatrick in the 3rd quarter for his 1st career interception.

AT NEW ENGLAND (12/6): 3 solo tackles.

- Made his 1st career start.

BEFORE THE NFL

COLLEGE (UTAH):

- 4-year starter (2011-14).

CAREER: Played in 47 games with 45 starts; 261 tackles (158 solo), 1.5 sacks, 3 interceptions, 36 passes defended, 3 fumble recoveries and 1 blocked kick; 1 interception return for a TD.

SENIOR (2014): Played in 12 games with 10 starts – 9 at corner and 1 at safety; 59 tackles (42 solo), 1 interception, 14 passes defended, 1 fumble recovery and 1 blocked kick.

- Honorable mention All-Pac-12
- Returned 1 interception for a TD.
- His 14 passes defended tied for 2nd in the Pac-12.

JUNIOR (2013): Started all 12 games at safety; 69 tackles (42 solo), 0.5 sacks and 7 passes defended. His 69 tackles tied for 3rd on the team.

SOPHOMORE (2012): Started 10 games at safety; 64 tackles (39 solo), 1 interception, 6 passes defended and 1 fumble recovery.

- Honorable mention All-Pac-12.
- His 64 tackles ranked 2nd on the team.

TRUE FRESHMAN (2011): Started all 13 games at safety; 69 tackles (35 solo), 1 sack, 1 interception, 9 passes defended and 1 fumble recovery.

- Freshman All-American.
- His 69 tackles ranked 4th on the team.

HIGH SCHOOL (KLEIN HS – KLEIN, TEXAS)

- Also competed in basketball and track.

CAREER: 207 tackles, 9 interceptions, 4 forced fumbles; 3 blocked punts and 2 kickoff returns for TDs.

SENIOR (2010):

- All-state honorable mention.
- 1st-team all-district.
- 1st-team all-Texas defense.
- Served as a team captain.

JUNIOR (2009):

- 3rd-team all-state.
- 1st-team all-area.
- 2nd-team all-district.

OFF THE FIELD

PERSONAL:

- **MAJOR:** Business.

ERIC ROWE'S NFL REGULAR SEASON STATS

YEAR	TEAM	GP	GS	TACKLES				INTERCEPTIONS				FUMBLES			
				TOT	SOLO	ASST	SK	YDS	INT	YDS	LG	TD	PD	FF	FR
2015	PHILADELPHIA	16	5	30	24	6	0.0	0.0	1	0	0	0	5	0	0
2016	NEW ENGLAND	9	7	26	20	6	0.0	0.0	1	0	0	0	8	0	0
2017	NEW ENGLAND	8	3	14	13	1	0.0	0.0	0	0	0	0	2	0	0
2018	NEW ENGLAND	4	2	10	9	1	0.0	0.0	0	0	0	0	1	0	0
NFL TOTALS		37	17	80	66	14	0.0	0.0	2	0	0	0	16	0	0

ERIC ROWE'S NFL PLAYOFF STATS

YEAR	TEAM	GP	GS	TACKLES				INTERCEPTIONS				FUMBLES			
				TOT	SOLO	ASST	SK	YDS	INT	YDS	LG	TD	PD	FF	FR
2016	NEW ENGLAND	3	0	11	9	2	0.0	0.0	1	37	37	0	3	0	0
2017	NEW ENGLAND	3	2	13	11	2	0.0	0.0	0	0	0	0	3	0	0
NFL TOTALS		6	2	24	20	4	0.0	0.0	1	37	37	0	6	0	0

ADDITIONAL STATS

Special Teams Tackles: (Philadelphia) 1 in 2015, (New England) 1 in 2017 for total of 2.

SINGLE-GAME CAREER HIGHS

- Tackles:** 6 twice, last: at Pittsburgh, 10/23/16
- Interceptions:** 1 3 times, last: vs. Pittsburgh, 1/22/17*
- Passes Defended:** 2 4 times, last: vs. Philadelphia, 2/4/18**

* AFC Championship game

** Super Bowl LIII



5

JAKE RUDOCK

QUARTERBACK // 6-3 // 212 // MICHIGAN '16
ACQUIRED: FA, '19
HOMETOWN: WESTON, FLA. // BORN: 1/21/93
NFL: FOURTH SEASON // DOLPHINS: FIRST SEASON

NFL CAREER

TRANSACTIONS:

- Signed by Miami on Jan. 12, 2019.
- Released from Detroit's practice squad on Jan. 2, 2019.
- Signed to Detroit's practice squad on Sept. 2, 2018.
- Waived by Detroit on Sept. 1, 2018.
- Promoted from Detroit's practice squad on Nov. 23, 2016.
- Signed to Detroit's practice squad on Sept. 4, 2016.
- Waived by Detroit on Sept. 3, 2016.
- 6th-round pick (191st overall) by Detroit in the 2016 NFL draft.

CAREER HIGHLIGHTS:

- Played in 3 career games.

2018 (DETROIT):

- Spent the entire season on Detroit's practice squad.

2017 (DETROIT):

- Played in 3 games.
- Dressed but did not play in 13 games.
- Completed 3-of-5 passes (60.0 pct.) for 24 yards for a QB rating of 32.5.

VS. ARIZONA (9/10): Played but did not record any stats.

- Made his NFL debut.

AT BALTIMORE (12/3): 3-of-5 passing (60.0 pct.) for 24 yards for a QB rating of 32.5.

- Completed his 1st career pass attempt in the 4th quarter.

2016 (DETROIT):

- Inactive for 6 games.
- Spent 2 weeks on Detroit's practice squad.

BEFORE THE NFL

COLLEGE (MICHIGAN):

- 1-year starter (2015).
- Transferred from Iowa following his redshirt junior season (2014).

CAREER: Started all 13 games at Michigan; Completed 249-of-389 passes (64.0 pct.) for 3,017 yards and 20 TDs; 58 carries for 166 yards (2.9 avg.) and 4 TDs; 1 reception for -3 yards.

- Started 25 games at Iowa; Completed 417-of-691 passes (60.3 pct.) for 4,819 yards and 34 TDs; 134 carries for 394 yards (2.9 avg.) and 8 TDs.

SENIOR (2015 AT MICHIGAN): Started all 13 games; 249-of-389 passing (64.0 pct.) for 3,017 yards and 20 TDs; 58 carries for 166 yards (2.9 avg.) and 4 TDs; 1 reception for -3 yards.

- All-Big Ten honorable mention.

JUNIOR (2014 AT IOWA): Started 12 games; 213-of-345 passing (61.7 pct.) for 2,436 yards and 16 TDs; 67 carries for 176 yards (2.6 avg.) and 3 TDs.

- His 61.7 completion percentage ranked 2nd in the Big Ten.
- His 133.5 passer efficiency ranked 4th in the Big Ten.

SOPHOMORE (2013 AT IOWA): Started all 13 games; 204-of-346 passing (59.0 pct.) for 2,383 yards and 18 TDs; 67 carries for 218 yards (3.3 avg.) and 5 TDs.

REDSHIRT FRESHMAN (2012 AT IOWA):

- Did not appear in any games.
- Redshirted in 2011.

HIGH SCHOOL (ST. THOMAS AQUINAS – FORT LAUDERDALE, FLA.)

- Also lettered in baseball.

CAREER: Left school as career record-holder for total yards (5,082), TD passes (73), completions (301), attempts (467), completion pct. (64.0), efficiency rating (200.0) and wins as a starting QB (31).

SENIOR (2010):

- Led team to 15-0 record and national championship.
- 1st-team all-state.
- South Florida Player of the Year.

JUNIOR (2009):

- Led team to 14-1 record and regional title.
- 2nd-team all-county.

SOPHOMORE (2008):

- Led team to 15-0 record and national championship.

OFF THE FIELD

PERSONAL:

- **GRADUATE DEGREE:** Kinesiology
- **PRONUNCIATION:** Last name is pronounced ROO-dock.

- **MAJOR:** Interdepartmental Studies/Pre-Medicine with a minor in Anthropology and Global Health Studies

JAKE RUDOCK'S NFL REGULAR SEASON STATS

YEAR	TEAM	GP	GS	ATT	CMP	PCT	YDS	Y/A	TD	INT	LG	SK/YDS	RATE
2017	DETROIT	3	0	5	3	60.0	24	4.8	0	1	13	0/0	32.5
2018	DETROIT												
PRACTICE SQUAD													
NFL TOTALS		3	0	5	3	60.0	24	4.8	0	1	13	0/0	32.5

SINGLE-GAME CAREER HIGHS

- Pass Attempts:** 5 at Baltimore, 12/3/17
Completions: 3 at Baltimore, 12/3/17
Completion Pct.: 60.0 at Baltimore, 12/3/17
Passing Yards: 24 at Baltimore, 12/3/17



JASON SANDERS

KICKER // 5-11 // 186 // NEW MEXICO '18
 ACQUIRED: D7B, '18
 HOMETOWN: ORANGE, CALIF. // BORN: 11/16/95
 NFL: SECOND SEASON // DOLPHINS: SECOND SEASON

NFL CAREER

TRANSACTIONS:

- 7th-round pick (29th overall) by Miami in the 2018 NFL draft.

CAREER HONORS:

- 2018 PFWA All-Rookie Team.

CAREER HIGHLIGHTS:

- Played in 16 career games.
- 18-for-20 field goals (90.0 pct.); 35-for-36 extra points (97.2 pct.).
- His 90.0 field goal percentage in 2018 was 8th-best in the league and 5th-best in Dolphins history:

DOLPHINS ALL-TIME SINGLE-SEASON FIELD GOAL PERCENTAGE LEADERS

PLAYER	YEAR	FGM	FGA	PCT.
1. Jay Feely	2007	21	23	91.3
Cody Parkey	2017	21	23	91.3
3. Olindo Mare	2001	19	21	90.5
4. Olindo Mare	2000	28	31	90.3
5. JASON SANDERS	2018	18	20	90.0

- Was 1 of just 4 NFL kickers to appear in all 16 games and miss 2 or fewer field goals in 2018.

2018 (MIAMI):

- Played in all 16 games.
- 18-for-20 field goals (90.0 pct.); 35-for-36 extra points (97.2 pct.).
- Was 1 of just 4 NFL kickers to appear in all 16 games and miss 2 or fewer field goals.

VS. TENNESSEE (9/9): 2-for-2 field goals (100.0 pct.); 3-for-3 extra points (100.0 pct.).

- Made his NFL debut and 1st NFL field goal.

VS. CHICAGO (10/14): 3-for-3 field goals (100.0 pct.); 2-for-2 extra points (100.0 pct.).

- Converted a 25-yard field goal in the 3rd quarter to extend Miami's lead 21-13.
- Hit a 47-yard field goal as overtime expired to give the Dolphins a 31-28 win. It was the second-longest game-winning field goal in overtime by a rookie since 1974. Rams K Greg Zuerlein kicked a game-winning 54-yarder as a rookie on 12/2/12.
- It was the first multi-field goal performance of his career.

AT GREEN BAY (11/11): 4-for-4 field goals (100.0 pct.).

- Hit field goals from 37, 25, 47 and 40 yards.

HONORS:

- PFWA All-Rookie Team.

BEFORE THE NFL

COLLEGE (NEW MEXICO):

- 4-year letterman (2014-17).

CAREER: Played in 50 games; 25-of-35 field goals (71.4 pct.) and 111-of-112 PATs (99.1 pct.) for 186 points; 9 special teams tackles; 1 special teams forced fumble; 266 kickoffs and 195 touchbacks.

- Set a school record for consecutive extra points made with 81.
- Set a school record for most 50+ yard field goals (4).

SENIOR (2017): Played in all 12 games; 10-of-15 field goals (66.7 pct.) and 28-of-28 PATs (100.0 pct.) for 58 points; 1 special teams tackle; 48 kickoffs and 39 touchbacks.

- His 81.3 touchback percentage was 3rd in FBS.

JUNIOR (2016): Played in all 13 games; 12-of-13 field goals (92.3 pct.) and 61-of-62 PATs (98.4 pct.) for 97 points; 3 special teams tackles; 84 kickoffs and 69 touchbacks.

- His 83.8 touchback percentage led all of FBS.
- His 59 extra points made set a school record.

SOPHOMORE (2015): Played in all 13 games; 3-of-7 field goals (42.9 pct.) and 22-of-22 PATs (100.0 pct.) for 31 points; 72 kickoffs and 50 touchbacks.

TRUE FRESHMAN (2014): Played in all 12 games; 5 special teams tackles; 1 special teams forced fumble; 62 kickoffs and 37 touchbacks.

HIGH SCHOOL (VILLA PARK HS – VILLA PARK, CALIF.)

- Also played soccer.

SENIOR (2013): 7-of-12 field goals (58.3 pct.) and 31-of-34 PATs (91.2 pct.); 26 punts for 1,170 yards (45.0 avg.); 57 kickoffs and 38 touchbacks.

- Named his league's Special Teams Player of the Year.

JUNIOR (2012): 8-of-15 field goals (53.3 pct.) and 43-of-46 PATs (93.5 pct.); 47 punts for 2,157 yards (45.9 avg.); 81 kickoffs and 54 touchbacks.

- 1st-team all-league.
- 2nd-team all-state.

OFF THE FIELD

PERSONAL:

- **MAJOR:** Business and political science.

JASON SANDERS' NFL REGULAR SEASON STATS

YEAR	TEAM	GP	FGM	FGA	PCT	LG	XPM	XPA	PCT	PTS
2018	MIAMI	16	18	20	90.0	50	35	36	97.2	89
NFL TOTALS		16	18	20	90.0	50	35	36	97.2	89

SANDERS' GAME-TYING OR WINNING 4TH QUARTER/OVERTIME KICKS (1)

DATE	OPP	SITUATION	DIST.	W/L	FINAL SCORE
1. 10/14/18	vs. Chi.	Tied 28-28 on the final play of overtime	47 yards	W	31-28*

* Overtime game

ADDITIONAL STATS

Kickoffs: 69 kickoffs and 55 touchbacks in 2018.



26

MAURICE SMITH

SAFETY // 6-0 // 194 // GEORGIA '17

ACQUIRED: FA, '17

HOMETOWN: MISSOURI CITY, TEXAS // BORN: 6/14/95

NFL: THIRD SEASON // DOLPHINS: THIRD SEASON

NFL CAREER

TRANSACTIONS:

- Promoted from Miami's practice squad on Dec. 21, 2018.
- Signed to Miami's practice squad on Oct. 31, 2018.
- Waived by Miami on Oct. 29, 2018.
- Signed by Miami on Oct. 17, 2018.
- Waived by Miami on Oct. 15, 2018.
- Promoted from Miami's practice squad on Sept. 18, 2018.
- Signed to Miami's practice squad on Sept. 5, 2018.
- Waived on Sept. 4, 2018.
- Signed by Miami as an undrafted college free agent on May 5, 2017.

CAREER HIGHLIGHTS:

- Played in 13 career games.
- 5 solo tackles and 2 passes defended.
- 1 solo special teams tackle.

2018 (MIAMI):

- Played in 7 games.
- Inactive for 1 game.
- 4 solo tackles and 1 pass defended.
- 1 solo special teams tackle.
- Promoted from Miami's practice squad on Dec. 21.
- Waived by Miami on Oct. 29.
- Signed by Miami on Oct. 17.
- Waived by Miami on Oct. 15.
- Promoted from Miami's practice squad on Sept. 18.

AT NEW ENGLAND (9/30): 3 solo tackles and 1 pass defended.

AT BUFFALO (12/30): 1 solo tackle; 1 solo special teams tackle.

2017 (MIAMI):

- Played in 6 games.
- Inactive for 5 games.
- Missed the rest of the season after being placed on the non-football illness list on Dec. 2.

AT L.A. CHARGERS (9/17): Played but did not record any stats.

- Made his NFL debut.

VS. OAKLAND (11/5): 1 solo tackle and 1 pass

defended.

- Broke up a QB Derek Carr pass intended for WR Amari Cooper in the 2nd quarter.

BEFORE THE NFL

COLLEGE (GEORGIA):

- 1-year starter (2016) at Georgia.
- Graduate transfer from Alabama following his junior season (2015).
- 3-year letterman at Alabama (2013-15).

CAREER: Played in all 13 games with 11 starts at Georgia; 50 tackles (32 solo), 1 sack, 2 interceptions, 5 passes defended and 2 forced fumbles.

- Played in 40 games with 2 starts at Alabama; 38 tackles (19 solo), 1.5 sacks, 5 passes defensive and 1 fumble recovery.

SENIOR (2016 AT GEORGIA): Played in all 13 games with 11 starts; 50 tackles (32 solo), 1 sack, 2 interceptions, 5 passes defended and 2 forced fumbles.

- Team captain.

JUNIOR (2015 AT ALABAMA): Played in all 15 games; 15 tackles (7 solo), 1 sack, 1 pass defended and 1 forced fumble.

- Helped his school win the College Football Playoff National Championship.

SOPHOMORE (2014 AT ALABAMA): Played in all 14 games with 1 start; 10 tackles (7 solo), 0.5 sacks and 1 pass defended.

TRUE FRESHMAN (2013 AT ALABAMA): Played in 11 games with 1 start; 13 tackles (5 solo) and 3 passes defended.

HIGH SCHOOL (DULLES HS – SUGAR LAND, TEXAS)

- Played defensive back and wide receiver.

SENIOR (2012): 1 interception; 21 receptions for 389 yards (18.5 avg.) and 7 TDs.

JUNIOR (2011): 63 tackles and 3 interceptions.

OFF THE FIELD

COMMUNITY:

- Participated in the 2018 AARP Foundation Million Meal Pack to pack more than 1 million meals in a single day for older adults in the South Florida community.

PERSONAL:

- **MAJOR:** Exercise science.

MAURICE SMITH'S NFL REGULAR SEASON STATS

YEAR	TEAM	GP	GS	TACKLES					INTERCEPTIONS					FUMBLES	
				TOT	SOLO	ASST	SK	YDS	INT	YDS	LG	TD	PD	FF	FR
2017	MIAMI	6	0	1	1	0	0.0	0.0	0	0	0	0	1	0	0
2018	MIAMI	7	0	4	4	0	0.0	0.0	0	0	0	0	1	0	0
NFL TOTALS		13	0	5	5	0	0.0	0.0	0	0	0	0	2	0	0

ADDITIONAL STATS

Special Teams Tackles: 1 in 2018.

SINGLE-GAME CAREER HIGHS

Tackles: 3 at New England, 9/30/18
Passes Defensed: 1 twice, last: at New England, 9/30/18



6

TERRANCE SMITH

LINEBACKER // 6-2 // 235 // FLORIDA STATE '16

ACQUIRED: FA, '19

HOMETOWN: DECATUR, GA. // BORN: 5/3/93

NFL: FOURTH SEASON // DOLPHINS: FIRST SEASON

NFL CAREER

TRANSACTIONS:

- Signed by Miami on Aug. 11, 2019.
- Promoted from Kansas City's practice squad on Nov. 2, 2016.
- Signed to Kansas City's practice squad on Sept. 4, 2016.
- Waived by Kansas City on Sept. 3, 2016.
- Signed by Kansas City as an undrafted college free agent on May 9, 2016.

CAREER HIGHLIGHTS:

- Played in 31 career games with 3 starts.
- 29 tackles (20 solo), 1 sack, 1 interception and 2 passes defended.
- 7 special teams tackles (5 solo).

2018 (KANSAS CITY):

- Played in 7 games.
- Missed the rest of the season after being placed on injured reserve on Oct. 23.
- 21 tackles (13 solo), 1 sack.
- 1 special teams tackle.

AT L.A. CHARGERS (9/9): 5 tackles (2 solo).

AT PITTSBURGH (9/16): 5 solo tackles.

- VS. JACKSONVILLE (10/7):** 5 tackles (4 solo) and 1 sack.
- Brought down QB Blake Bortles on a 1st-down play in the 4th quarter for his 1st career sack.

2017 (KANSAS CITY):

- Played 15 games with 1 start.
- Inactive for 1 game.
- 6 tackles (5 solo), 1 interception and 2 passes defended.
- 5 solo special teams tackles.

AT DENVER (12/31): 6 tackles (5 solo), 1 interception and 2 passes defended.

- Intercepted QB Paxton Lynch in the 2nd quarter and returned it 7 yards for his 1st career interception.

POSTSEASON:

AFC WILD CARD VS. TENNESSEE (1/6): 1 solo special teams tackle.

2016 (KANSAS CITY):

- Played in 9 games with 2 starts.
- 2 solo tackles.

- 1 special teams tackle.
- Spent part of the season on Kansas City's practice squad.

VS. JACKSONVILLE (11/6): 1 special teams tackle.

- Made his NFL debut.

VS. DENVER (12/25): 1 solo tackle.

- Made his 1st NFL start.

POSTSEASON:

AFC DIVISIONAL VS. PITTSBURGH (1/15): 2 tackles (1 solo).

BEFORE THE NFL

COLLEGE (FLORIDA STATE):

- 5-year letterman (2011-15) and 3-year starter.

CAREER: Played in 49 games with 29 starts; 220 tackles (123 solo), 4 sacks, 3 interceptions, 7 passes defended and 2 forced fumbles.

SENIOR (2015): Started 9 games; 65 tackles (34 solo), 1 sack, 1 forced fumble.

- Honorable mention All-ACC.

JUNIOR (2014): Played in 12 games with 10 starts; 86 tackles (47 solo), 1 sack, 2 interceptions, 3 passes defended and 1 forced fumble.

- 2nd-team All-ACC.

- His 8.7 tackles per game were 8th in the ACC.

SOPHOMORE (2013): Played in all 14 games with 10 starts; 59 tackles (34 solo), 2 sacks, 1 interception and 4 passes defended.

- Honorable mention All-ACC.

Helped his team win the BCS National Championship.

REDSHIRT FRESHMAN (2012): Played in 12 games; 9 tackles (8 solo).

TRUE FRESHMAN (2011): Played in 2 games; 1 tackle.

- Granted a medical redshirt after playing just 2 games.

HIGH SCHOOL (SOUTHWEST DEKALB HS – DECATUR, GA.)

- 3-year starter.
- Also lettered in track and field.

SENIOR (2010): 60 tackles and 10 sacks.

- Returned 2 interceptions for TDs.
- 1st-team all-state

JUNIOR (2009): 120 tackles and 15 sacks.

OFF THE FIELD

PERSONAL:

- **MAJOR:** Social science.

TERRANCE SMITH'S NFL REGULAR SEASON STATS

YEAR	TEAM	GP	GS	TACKLES					INTERCEPTIONS					FUMBLES		
				TOT	SOLO	ASST	SK	YDS	INT	YDS	LG	TD	PD	FF	FR	
2016	KANSAS CITY	9	2	2	2	0	0.0	0.0	0	0	0	0	0	0	0	0
2017	KANSAS CITY	15	1	6	5	1	0.0	0.0	1	7	7	0	2	0	0	0
2018	KANSAS CITY	7	0	21	13	8	1.0	5.0	0	0	0	0	0	0	0	0
NFL TOTALS		31	3	29	20	9	1.0	5.0	1	7	7	0	2	0	0	0

TERRANCE SMITH'S NFL PLAYOFF STATS

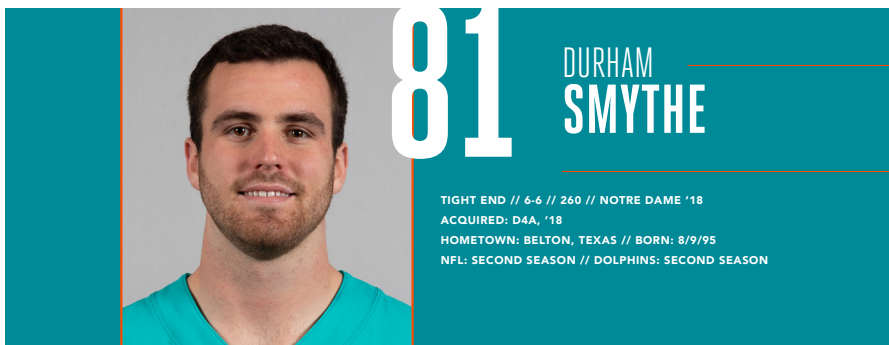
YEAR	TEAM	GP	GS	TACKLES					INTERCEPTIONS					FUMBLES		
				TOT	SOLO	ASST	SK	YDS	INT	YDS	LG	TD	PD	FF	FR	
2016	KANSAS CITY	1	0	2	1	1	0.0	0.0	0	0	0	0	0	0	0	0
2017	KANSAS CITY	0	0	0	0	0	0.0	0.0	0	0	0	0	0	0	0	0
NFL TOTALS		1	0	2	1	1	0.0	0.0	0	0	0	0	0	0	0	0

ADDITIONAL STATS

Special Teams Tackles: (Kansas City) 1 in 2016, 5 in 2017, 1 in 2018 for total of 7 (P-1).

SINGLE-GAME CAREER HIGHS

Tackles: 6 at Denver, 12/31/17
Sacks: 1 vs. Jacksonville, 10/7/18
Interceptions: 1 at Denver, 12/31/17
Passes Defensed: 2 at Denver, 12/31/17



TIGHT END // 6-6 // 260 // NOTRE DAME '18
ACQUIRED: D4A, '18
HOMETOWN: BELTON, TEXAS // BORN: 8/9/95
NFL: SECOND SEASON // DOLPHINS: SECOND SEASON

NFL CAREER

TRANSACTIONS:

- 4th-round pick (123rd overall) by Miami in the 2018 NFL draft.

CAREER HIGHLIGHTS:

- Played in 15 career games with 2 starts.
- 6 receptions for 50 yards (8.3 avg.).
- 1 kickoff return for 0 yards (0.0 avg.).

2018 (MIAMI):

- Played in 15 games with 2 starts.
- Inactive for 1 game.
- 6 receptions for 50 yards (8.3 avg.).
- 1 kickoff return for 0 yards (0.0 avg.).

AT INDIANAPOLIS (11/25): 2 receptions for 27 yards (13.5 avg.).

- Made 1st career start.
- Made 1st career reception on a 21-yard pass from QB Ryan Tannehill.

VS. JACKSONVILLE (12/23): 1 reception for 9 yards (9.0 avg.).

AT BUFFALO (12/30): 3 receptions for 14 yards (4.7 avg.).

BEFORE THE NFL

COLLEGE (NOTRE DAME):

- 4-year letterman (2014-17) and 2-year starter.

CAREER: Played in 41 games with 28 starts; 28 receptions for 381 yards (13.6 avg.) and 6 TDs.

SENIOR (2017): Started all 13 games; 15 receptions

for 244 yards (16.3 avg.) and 1 TD.

- Helped block for the 7th-best rushing offense in FBS (269.3 rushing yards per game), the school's best finish since 1995.

- Helped the school set a single-season rushing record with 3,503 rushing yards.

JUNIOR (2016): Started all 12 games; 9 receptions for 112 yards (12.4 avg.) and 4 TDs.

SOPHOMORE (2015): 3 starts; 3 receptions for 18 yards (6.0 avg.) and 1 TD.

REDSHIRT FRESHMAN (2014): Played in all 13 games; 1 reception for 7 yards.

- Redshirted in 2013.

HIGH SCHOOL (BELTON HS – BELTON, TEXAS)

- Played defensive end as a freshman before moving to tight end.

SENIOR (2012): 37 receptions for 547 yards (14.8 avg.) and 6 TDs.

- 1st-team all-district.

JUNIOR (2011): 22 receptions for 341 yards (15.5 avg.) and 3 TDs.

- 1st-team all-district.

SOPHOMORE (2010): 8 receptions for 120 yards (15.0 avg.) and 2 TDs.

OFF THE FIELD

PERSONAL:

- **PRONUNCIATION:** Last name is pronounced sm-eye-th.
- **MAJOR:** Sociology.


DURHAM SMYTHE'S NFL REGULAR SEASON STATS

YEAR	TEAM	GP	GS	RECEIVING					RUSHING				
				REC	YDS	AVG	LG	TD	ATT	YDS	AVG	LG	TD
2018	MIAMI	15	2	6	50	8.3	21	0	0	0	0.0	-	0
NFL TOTALS		15	2	6	50	8.3	21	0	0	0	0.0	-	0

ADDITIONAL STATS

Kickoff Returns: 1 for 0 yards in 2018.

Miscellaneous Fumble Recoveries: 1 in 2018.



93 AKEEM SPENCE

DEFENSIVE TACKLE // 6-1 // 303 // ILLINOIS '13
ACQUIRED: T, '18 (DET.)
HOMETOWN: FORT WALTON BEACH, FLA. // BORN: 11/29/91
NFL: SEVENTH SEASON // DOLPHINS: SECOND SEASON

NFL CAREER

TRANSACTIONS:

- Traded from Detroit to Miami on May 3, 2018.
- Signed by Detroit as an unrestricted free agent from Tampa Bay on March 9, 2017.
- 4th-round pick (100th overall) by Tampa Bay in the 2013 NFL draft.

CAREER HIGHLIGHTS:

- Played in 88 career games with 57 starts.
- 177 tackles (106 solo), 10.5 sacks, 1 forced fumble and 3 fumble recoveries.
- 1 special teams fumble recovery.
- Has played in 48 consecutive games.

2018 (MIAMI):

- Started all 16 games.
- 42 tackles (23 solo) and 2 sacks.
- 1 special teams fumble recovery.

VS. TENNESSEE (9/9): 4 tackles (2 solo).

- Made Dolphins debut.

VS. N.Y. JETS (11/4): 3 tackles (2 solo) and 2 sacks.

- Sacked QB Sam Darnold on 2nd-and-16 for a loss of 10 yards with 7:38 remaining in the game.
- Sacked QB Sam Darnold again on 3rd-and-10 for a loss of 5 yards with 3:07 remaining in the game.
- It was the 1st multi-sack game of his career.

AT INDIANAPOLIS (11/25): 7 solo tackles.

- Recovered a punt that was deflected by LB Kiko Alonso in the 3rd quarter.

2017 (DETROIT):

- Played in all 16 games with 11 starts.
- 39 tackles (19 solo), 3 sacks and 1 forced fumble.

VS. CAROLINA (10/8): 3 tackles (2 solo), 1 sack and 1 forced fumble.

- Strip-sacked QB Cam Newton on a 3rd down in the 4th quarter, forcing a loss of 8 yards and a missed field goal on the next snap.

VS. CHICAGO (12/16): 2 solo tackles and 1 sack.

AT CINCINNATI (12/24): 8 tackles (3 solo).

2016 (TAMPA BAY):

- Played in all 16 games with 4 starts.
- 19 tackles (10 solo) and 0.5 sacks.

VS. DENVER (10/2): 5 tackles (1 solo) and 0.5 sacks.

VS. ATLANTA (11/3): 4 tackles (3 solo).

AT SAN DIEGO (12/4): 2 solo tackles.

2015 (TAMPA BAY):

- Played in 8 games with 7 starts.
- Inactive for 1 contest.
- Missed the 1st 5 games on the physically unable to perform list.
- Missed the final 2 contests after being placed on injured reserve on Dec. 26.
- 11 tackles (8 solo).

VS. N.Y. GIANTS (11/8): 3 tackles (2 solo).

AT INDIANAPOLIS (11/29): 3 solo tackles.

2014 (TAMPA BAY):

- Played in all 16 games with 5 starts.
- 37 tackles (27 solo), 3 sacks and 2 fumble recoveries.

AT CLEVELAND (11/2): 4 tackles (3 solo) and 1 sack.

AT CAROLINA (12/14): 3 tackles (2 solo) and 1 fumble recovery.

- Recovered a fumble by RB Jonathan Stewart in the 3rd quarter.

VS. NEW ORLEANS (12/28): 3 tackles (2 solo) and 1 sack.

2013 (TAMPA BAY):

- Played in all 16 games with 14 starts.
- 29 tackles (19 solo), 1 sack and 1 fumble recovery.

AT N.Y. JETS (9/8): 2 solo tackles and 1 fumble recovery.

- Started in his NFL debut.

AT NEW ENGLAND (9/22): 4 tackles (3 solo) and 1 sack.

- Recorded his 1st career sack, a 6-yard loss of QB Tom Brady.

VS. SAN FRANCISCO (12/15): 3 solo tackles.

BEFORE THE NFL

COLLEGE (ILLINOIS):

- 3-year starter (2010-12).

CAREER: Started all 38 games; 186 tackles (65 solo), 3.5 sacks and 2 forced fumbles.

- Started 38 consecutive games – every contest in his collegiate career.

JUNIOR (2012): Started all 12 games; 72 tackles (32 solo), 1 sack and 1 forced fumble.

- All-Big Ten honorable mention.

SOPHOMORE (2011): Started all 13 games; 69 tackles (18 solo), 1.5 sacks and 1 forced fumble.

REDSHIRT FRESHMAN (2010): Started all 13 games; 45 tackles (15 solo) and 1 sack.

- 1st-team Freshman All-American.
- Redshirted in 2009.

HIGH SCHOOL (FORT WALTON BEACH HS – FORT WALTON BEACH, FLA.)

- Also threw shot put and discus in track.

SENIOR (2008): 80 tackles and 5 sacks.

JUNIOR (2007): 67 tackles and 2 sacks.

OFF THE FIELD

COMMUNITY:

- Signed autographs during the 2019 Dolphins Cancer Challenge.
- Participated in the 2019 Miami Open community outreach event at the Sofer animal shelter.

PERSONAL:

- **MAJOR:** Communications.

AKEEM SPENCE'S NFL REGULAR SEASON STATS

YEAR	TEAM	GP	GS	TACKLES					INTERCEPTIONS					FUMBLES		
				TOT	SOLO	ASST	SK	YDS	INT	YDS	LG	TD	PD	FF	FR	
2013	TAMPA BAY	16	14	29	19	10	1.0	6.0	0	0	0	0	0	0	0	1
2014	TAMPA BAY	16	5	37	27	10	3.0	15.5	0	0	0	0	0	0	0	2
2015	TAMPA BAY	8	7	11	8	3	1.0	1.0	0	0	0	0	0	0	0	0
2016	TAMPA BAY	16	4	19	10	9	0.5	0.5	0	0	0	0	0	0	0	0
2017	DETROIT	16	11	39	19	20	3.0	23.0	0	0	0	0	0	0	1	0
2018	MIAMI	16	16	42	23	19	2.0	10.0	0	0	0	0	0	0	0	1
NFL TOTALS		88	57	177	106	71	10.5	56.0	0	0	0	0	0	0	1	4

SINGLE-GAME CAREER HIGHS

- Tackles:** 8 at Cincinnati, 12/24/17
- Sacks:** 2 vs. NY Jets, 11/4/18
- Passes Defensed:** 1 at Oakland, 9/28/14
- Forced Fumbles:** 1 vs. Carolina, 10/8/17
- Fumble Recoveries:** 1 3 times, last: at Carolina, 12/14/14



74

ZACH STERUP

TACKLE // 6-9 // 323 // NEBRASKA '15
ACQUIRED: FA, '17
HOMETOWN: HASTINGS, NEB. // BORN: 5/14/92
NFL: THIRD SEASON // DOLPHINS: THIRD SEASON

NFL CAREER

TRANSACTIONS:

- Signed by Miami on Nov. 7, 2017.
- Signed to Cleveland's practice squad on Sept. 9, 2017.
- Waived by Cleveland on Sept. 7, 2017.
- Signed by Cleveland on Jan. 2, 2017.
- Signed to Cleveland's practice squad on Dec. 5, 2016.
- Released from the N.Y. Jets practice squad on Nov. 29, 2016.
- Signed to the N.Y. Jets practice squad on Nov. 9, 2016.
- Released from Kansas City's practice squad on Nov. 8, 2016.
- Signed to Kansas City's practice squad on Nov. 2, 2016.
- Waived by Kansas City on Sept. 3, 2016.
- Signed by Kansas City as an undrafted college free agent on May 10, 2016.

CAREER HIGHLIGHTS:

- Played in 12 career games with 2 starts.

2018 (MIAMI):

- Played in 6 games with 1 start.
- Inactive for 10 games.

VS. N.Y. JETS (11/4): Played 24 snaps at left and right tackle due to injuries on the offensive line.

AT GREEN BAY (11/11): Started at left tackle for an injured T Laremy Tunsil.

2017 (MIAMI/CLEVELAND):

- Played in 6 games with 1 start for Miami.
- Inactive for 2 games with Miami.
- Signed by Miami on Nov. 7.
- Spent 8 weeks on Cleveland's practice squad.
- Spent the offseason and training camp with Cleveland before being waived on Sept. 7.

AT NEW ENGLAND (11/26): Played but did not record any stats.

- Made his NFL debut.

VS. BUFFALO (12/31): Started at left tackle.

- Made his 1st NFL start.

2016 (CLEVELAND/N.Y. JETS/KANSAS CITY):

- Spent time on the practice squads of Kansas City, N.Y. Jets and Cleveland.
- Spent the offseason and training camp with Kansas City before being waived on Sept. 3.

BEFORE THE NFL

COLLEGE (NEBRASKA):

- 4-year letterman (2012-15) and 2-year starter.

CAREER: Played in 31 games with 16 starts.

SENIOR (2015): Played in 9 games with 6 starts at both guard and tackle.

- Husker Pride Award winner, given to the player the coaching staff recognizes as being someone who has represented Nebraska football for all the right reasons and has represented Nebraska both on and off the field in a first-class manner.

JUNIOR (2014): Started 10 games at right tackle.

SOPHOMORE (2013): Played in 11 games.

REDSHIRT FRESHMAN (2012): Played in 4 games.

- Redshirted in 2011.

HIGH SCHOOL (ST. CECILIA HS – HASTINGS, NEB.)

- Played offensive and defensive line.
- Also played basketball and helped his school win 3 straight state championships.

SENIOR (2010): 58 tackles and 4 sacks.

- Helped his team win the state title.
- 1st-team all-state.

OFF THE FIELD

COMMUNITY:

- Rode a bike 14 miles to raise money in the 2019 Dolphins Cancer Challenge
- Is actively involved in the Team Jack Foundation, funding research for pediatric brain cancer.

PERSONAL:


- **PRONUNCIATION:** Last name is pronounced STIR-up.
- **MAJOR:** Economics and finance.

ZACH STERUP'S NFL REGULAR SEASON STATS

GAMES/STARTS: 2017: 6/1, 2018: 6/1

NFL TOTALS: 12/2

10 KENNY STILLS



WIDE RECEIVER // 6-1 // 202 // OKLAHOMA '13
 ACQUIRED: T, 2015 (N.O.)
 HOMETOWN: SAN DIEGO, CALIF. // BORN: 4/22/92
 NFL: SEVENTH SEASON // DOLPHINS: FIFTH SEASON

NFL CAREER

TRANSACTIONS:

- Traded from New Orleans to Miami on March 13, 2015.
- 5th-round pick (144th overall) by New Orleans in the 2013 NFL draft.

CAREER HONORS:

- 2018 Nat Moore Community Service Award.
- 2018 Walter Payton Man of the Year Nominee.
- 2017 Nat Moore Community Service Award.
- 2017 Walter Payton Man of the Year Nominee.
- 2016 Nat Moore Community Service Award.

CAREER HIGHLIGHTS:

- Played in 94 career games with 71 starts.
- 259 receptions for 4,138 yards (16.0 avg.) and 32 TDs.
- 1-of-1 passing (100.0 pct.) for 3 yards (3.0 avg.) and 1 TD.
- 2 punt returns for 6 yards (3.0 avg.).
- Is 1 of just 5 NFL WRs to catch at least 6 TDs in each season from 2016-18.
- Is 1 of just 3 NFL players (A.J. Green and T.Y. Hilton) with 25+ receptions and a 14+ yards per catch average in each season from 2013-18.
- Had a streak of 70 consecutive games played and 40 consecutive starts snapped when he missed the Oct. 25, 2018 game at Houston.
- Missed just 2 games in his 6-year NFL career.
- Is 3rd in the NFL with 14 20+ yard TD receptions since 2016.
- Has caught at least 1 pass in 42 straight games he's played in.
- Is 2nd in the NFL in yards per catch since entering the league in 2013 (min. 200 rec.):

NFL RECEIVING AVERAGE LEADERS (2013-18)

PLAYER	TEAM(S)	REC	YDS	AVG
1. DeSean Jackson	Phi./Was./TB	315	5,476	17.4
2. KENNY STILLS	MIA.	259	4,138	16.0
3. T.Y. Hilton	Ind.	457	7,236	15.8

- His 17.3 yards per catch was 3rd in the NFL in 2016 (min. 32 rec.):

NFL RECEIVING AVERAGE LEADERS (2016)

PLAYER	TEAM	REC	YDS	AVG
1. DeSean Jackson	Washington	56	1,005	17.9
2. Chris Hogan	NE	38	680	17.9
3. KENNY STILLS	MIAMI	42	726	17.3
4. Julio Jones	Atlanta	83	1,409	17.0
5. Marvin Jones	Detroit	55	930	16.9

- Tied for 6th in the NFL in touchdown receptions in 2016:

NFL RECEIVING TD LEADERS (2016)

PLAYER	TEAM	REC	YDS	TD
1. Jordy Nelson	Green Bay	97	1,257	14
2. Davante Adams	Green Bay	75	997	12
Antonio Brown	Pittsburgh	106	1,284	12
Mike Evans	Tampa Bay	96	1,321	12
5. Odell Beckham Jr.	N.Y. Giants	101	1,367	10
6. KENNY STILLS	MIAMI	42	726	9
Rishard Matthews	Tennessee	65	945	9
Michael Thomas	New Orleans	92	1,137	9

- Led the NFL in yards per reception as a rookie in 2013:

NFL RECEIVING AVERAGE LEADERS (2013)

PLAYER	TEAM	REC	YDS	AVG
1. KENNY STILLS	NO	32	641	20.0
2. Josh Gordon	Cleveland	87	1,646	18.9
3. Riley Cooper	Philadelphia	47	835	17.8
4. Calvin Johnson	Detroit	84	1,492	17.8
5. Torrey Smith	Baltimore	65	1,128	17.4

2018 (MIAMI):

- Started 15 games.
- Inactive for 1 game.
- 37 receptions for 553 yards (14.9 avg.) and 6 TDs; 1-of-1 passes (100.0 pct.) for 3 yards and 1 TD; 2 punt returns for 6 yards (3.0 avg.).
- Served as a season-long team captain.

VS. TENNESSEE (9/9):

- 4 receptions for 106 yards (26.5 avg.) and 2 TDs.
- Caught a 10-yard TD pass from QB Ryan Tannehill in the 2nd quarter.
- Hauled in a 75-yard TD catch in the 4th quarter to give Miami a 24-10 lead. It was the 2nd-longest reception of his career.
- This was the 3rd multi-TD game of his career.

AT BUFFALO (12/30):

- 3 receptions for 27 yards (9.0 avg.); 1-of-1 passes for 3 yards (3.0 avg.) and 1 TD.
- Completed a 3-yard TD pass to QB Ryan Tannehill in the 2nd quarter.

- It was his first career passing TD.

VS. NEW ENGLAND (12/9): 8 receptions for 135 yards (16.9 avg.) and 1 TD.

- Caught a 7-yard TD pass from QB Ryan Tannehill on the opening drive to give Miami a 7-6 lead.
- Made a 43-yard reception in the 2nd quarter to surpass 4,000 career receiving yards.

HONORS:

- Nat Moore Community Service Award winner.
- Walter Payton Man of the Year nominee.

2017 (MIAMI):

- Started all 16 games.
- 58 receptions for 847 yards (14.6 avg.) and 6 TDs.
- Selected by teammates to serve as a season-long team captain.

AT BALTIMORE (10/26): 5 receptions for 65 yards (13.0 avg.).

- Eclipsed 3,000 career receiving yards.
- At the time, became 1 of 62 active NFL wide receivers to top 3,000 career receiving yards.

VS. TAMPA BAY (11/19): 7 receptions for 180 yards (25.7 avg.) and 1 TD.

- His 180 receiving yards tied for the seventh-most in a game in team history.
- His 25.7 yards per catch in the game was the 4th-best mark in a single game in team history.
- It was the 5th 100-yard game of his career.

VS. DENVER (12/3): 5 receptions for 98 yards (19.6 avg.) and 1 TD.

HONORS:

- Nat Moore Community Service Award winner.
- Walter Payton Man of the Year nominee.

2016 (MIAMI):

- Started all 16 games.
- 42 receptions for 726 yards (17.3 avg.) and 9 TDs.
- 9 TD receptions led the team and were tied for 6th in the NFL.
- 17.3 yards per reception was 3rd in the NFL.
- 13.0 yards at catch average was 2nd in the league.
- Caught a touchdown in each of the final 4 regular season games.

VS. BUFFALO (10/23): 5 receptions for 100 yards (20.0 avg.) and 1 TD.

- Caught a 66-yard TD pass from QB Ryan Tannehill with 2:24 remaining to put Miami up 28-17.
- It was the fourth 100-yard game of his career.

VS. ARIZONA (12/11): 6 receptions for 97 yards (16.2 avg.) and 1 TD.

- Caught a 29-yard pass from QB Matt Moore to place Miami at the Arizona 1-yard line, setting up a K Andrew Franks 21-yard field goal to win the game.

AT N.Y. JETS (12/17): 1 reception for 52 yards (52.0 avg.) and 1 TD.

- Caught a 52-yard TD pass from QB Matt Moore in the second quarter to give Miami a 13-7 lead.

POSTSEASON:

AFC WILD CARD AT PITTSBURGH (1/8): 5 receptions for 82 yards (16.4 avg.).

HONORS:

- Nat Moore Community Service Award winner.

2015 (MIAMI):

- Played in all 16 games with 8 starts.
- 27 receptions for 440 yards (16.3 avg.) and 3 TDs.

AT WASHINGTON (9/13): 1 reception for 12 yards (12.0 avg.).

- Made his Dolphins debut.

VS. N.Y. JETS (10/4): 5 receptions for 81 yards (16.2 avg.) and 1 TD.

- Hauled in a 10-yard TD pass from QB Ryan Tannehill in the fourth quarter.

AT BUFFALO (11/8): 3 receptions for 74 yards (24.7 avg.).

VS. N.Y. GIANTS (12/14): 2 receptions for 49 yards (24.5 avg.) and 1 TD.

- Caught a 47-yard TD pass from QB Ryan Tannehill to give Miami a 24-17 third-quarter lead.

2014 (NEW ORLEANS):

- Played in 15 games with 6 starts.
- Inactive for 1 game.
- 63 receptions for 931 yards (14.8 avg.) and 3 TDs.

AT DETROIT (10/19): 5 receptions for 103 yards (20.6 avg.) and 1 TD.

- It was the 2nd 100-yard game of his career.
- Caught a 46-yard TD pass from QB Drew Brees to give New Orleans a 17-3 lead in the 3rd quarter.

VS. BALTIMORE (11/24): 8 receptions for 98 yards (12.3 avg.).

AT PITTSBURGH (11/30): 5 receptions for 162 yards (12.3 avg.) and 1 TD.

- His 162 receiving yards were a season high.
- It was the 3rd 100-yard game of his career.
- Hauled in a 69-yard TD pass from QB Drew Brees in the 3rd quarter to give his team a 28-13 lead.

2013 (NEW ORLEANS):

- Played in all 16 games with 10 starts.
- 32 receptions for 641 yards (20.0 avg.) and 5 TDs.
- Led the NFL with a 20.0 yards per catch average, the highest by a rookie in Saints history.

VS. ATLANTA (9/8): 2 receptions for 86 yards (43.0 avg.).

- Made his NFL debut.

AT TAMPA BAY (9/15): 1 reception for 10 yards (10.0 avg.).

- Made his 1st NFL start.

VS. BUFFALO (10/27): 3 receptions for 129 yards (43.0 avg.) and 2 TDs.

- It was the 1st 100-yard game and 1st multi-touchdown game of his career.
- His 43.0 receiving average in the game was the 4th-highest in Saints history at the time.
- Caught a 69-yard TD pass from QB Drew Brees to give New Orleans a second-quarter lead.
- Reeled in a 42-yard TD strike from Brees to extend the team's 4th-quarter lead.

VS. TAMPA BAY (12/29): 1 reception for 76 yards (76.0 avg.) and 1 TD.

- Caught a 76-yard TD pass from Brees with 2:40 left in the second quarter.

POSTSEASON:

NFC WILD CARD AT PHILADELPHIA (1/4): 3 receptions for 35 yards (11.7 avg.).

NFC DIVISIONAL AT SEATTLE (1/11): Played but did not record any stats.

BEFORE THE NFL

COLLEGE (OKLAHOMA):

- 3-year starter (2010-12).

CAREER: Started 38 games; 204 receptions for 2,594 yards (12.7 avg.) and 24 TDs.

- Left school ranked No. 4 in career receptions, No. 3 in receiving yards and No. 5 in TD catches.

JUNIOR (2012): Started all 13 games; 82 receptions for 959 yards (11.7 avg.) and 11 TDs.

- His 82 receptions were 5th on the school's single-season record list at the time.
- Posted 3 100-yard games and 10 games with 6+ receptions.
- 2nd-team All-Big 12.

SOPHOMORE (2011): Started 11 games; 61 receptions for 848 yards (13.9 avg.) and 8 TDs.

- His 61 receptions were 2nd on the team and 6th in the Big 12.
- Posted 3 100-yard games and 4 games with 7+ receptions.
- 2nd-team All-Big 12.

TRUE FRESHMAN (2010): Started all 14 games; 61 receptions for 786 yards (12.9 avg.) and 5 TDs.

- His 61 receptions and 786 receiving yards broke school records for a freshman.
- 1st-team Freshman All-American.

HIGH SCHOOL (LA COSTA CANYON – CARLSBAD, CALIF.)

- Broke the San Diego area career record with 3,041 receiving yards.

SENIOR (2009): 45 receptions for 914 yards (20.3 avg.) and 10 TDs.

- 1st-team All-CIF honors.

JUNIOR (2008): 62 receptions for 1,500 yards (24.2 avg.) and 17 TDs.

OFF THE FIELD

COMMUNITY:

- 3-time winner (2016-18) of the Dolphins' Nat Moore Community Service Award.
- Selected by the Dolphins as their Walter Payton Man of the Year nominee in both 2017 and 2018.
- Rode a bike 14 miles to help raise money at the 2019 Dolphins Cancer Challenge.
- Participated in a number of 2018 FOOTBALL UNITES™ programs.
- Drove to a number of different states to do community events in numerous locations in the 2018 and 2019 offseasons.
- Helped donate football equipment to Miami's local NFL Youth Education Town center in 2018.
- Attended every community event during the 2016 season on player days off.
- Worked with the Dolphins and the Ross Initiative in Sports for Equality (RISE) to host a town hall meeting in 2016 that brought influential local leaders together with law enforcement to discuss actionable steps that could be taken to address issues of racial inequality and unite the community.
- Helped organize a police ride-along program and has inspired other NFL players to host similar programs in their local communities.
- Helps fund COMMUNITY tailgates, which bring local student-athletes, coaches, parents, community leaders, law enforcement and military personnel together at every Dolphins home game.

PERSONAL:

- **MAJOR:** Communications with an emphasis in broadcasting and electronic media.

KENNY STILL'S' NFL REGULAR SEASON STATS

YEAR	TEAM	GP	GS	RECEIVING					RUSHING				
				REC	YDS	AVG	LG	TD	ATT	YDS	AVG	LG	TD
2013	NEW ORLEANS	16	10	32	641	20.0	76t	5	3	10	3.3	4	0
2014	NEW ORLEANS	15	6	63	931	14.8	69t	3	1	-2	-2.0	-2	0
2015	MIAMI	16	8	27	440	16.3	47t	3	0	0	0.0	0	0
2016	MIAMI	16	16	42	726	17.3	74t	9	0	0	0.0	0	0
2017	MIAMI	16	16	58	847	14.6	61t	6	0	0	0.0	0	0
2018	MIAMI	15	15	37	553	14.9	75t	6	0	0	0.0	0	0
NFL TOTALS		94	71	259	4138	16.0	76t	32	4	8	2.0	4	0

KENNY STILL'S' NFL REGULAR SEASON RETURNING STATS

YEAR	TEAM	KR	KICKOFF RETURN				PUNT RETURN					
			YDS	AVG	LG	TD	PR	FC	YDS	AVG	LG	TD
2013	NEW ORLEANS	0	0	0.0	-	0	0	0	0.0	-	0	
2014	NEW ORLEANS	0	0	0.0	-	0	0	0	0.0	-	0	
2015	MIAMI	0	0	0.0	-	0	0	0	0.0	-	0	
2016	MIAMI	0	0	0.0	-	0	0	0	0.0	-	0	
2017	MIAMI	0	0	0.0	-	0	0	0	0.0	-	0	
2018	MIAMI	0	0	0.0	-	0	2	1	6	3.0	6	0
NFL TOTALS		0	0	0.0	-	0	2	1	6	3.0	6	0

KENNY STILL'S' NFL PLAYOFF STATS

YEAR	TEAM	GP	GS	RECEIVING				RUSHING					
				REC	YDS	AVG	LG	TD	ATT	YDS	AVG	LG	TD
2013	NEW ORLEANS	2	1	3	35	11.7	14	0	1	1	1.0	1	0
2016	MIAMI	1	1	5	82	16.4	36	0	0	0	0.0	0	0
PLAYOFF TOTALS		3	2	8	117	14.6	36	0	1	1	1.0	1	0

KENNY STILL'S' NFL PLAYOFF RETURNING STATS

YEAR	TEAM	KICKOFF RETURN				PUNT RETURN					
		KR	YDS	AVG	LG	TD	PR	FC	YDS	AVG	LG
2013	NEW ORLEANS	0	0	0.0	-	0	0	0	0.0	-	0
2016	MIAMI	0	0	0.0	-	0	0	0	0.0	-	0
NFL TOTALS		0	0	0.0	-	0	0	0	0.0	-	0

ADDITIONAL STATS

Miscellaneous Tackles: (New Orleans) 1 in 2013, 1 in 2014, (Miami) 4 in 2016, 3 in 2017, 2 in 2018 for total of 11.

Special Teams Fumble Recoveries: (Miami) 1 in 2018.

SINGLE-GAME CAREER HIGHS

Receptions: 8 twice, last: vs. New England, 12/9/18

Receiving Yards: 180 vs. Tampa Bay, 11/19/17

Longest Rec.: 76t vs. Tampa Bay, 12/29/13

TD Receptions: 2 twice, last: vs. N.Y. Jets, 10/22/17

100-YARD RECEIVING GAMES (7)

DATE	OPPONENT	REC	YDS	AVG	LG	TD
10/27/13	BUFFALO	3	129	43.0	69t	2
10/19/14	at Detroit	5	103	20.6	46t	1
11/30/14	at Pittsburgh	5	162	32.4	69t	1
10/23/16	BUFFALO	5	100	20.0	66t	1
11/19/17	TAMPA BAY	7	180	25.7	61	1
9/9/18	TENNESSEE	4	106	26.5	75t	2
12/9/18	NEW ENGLAND	8	135	16.9	43	1

2013 GAME-BY-GAME STATS (NEW ORLEANS)

DATE	OPPONENT	P/S	REC	YDS	AVG	LG	TD
09/08	ATLANTA	1/0	2	86	43.0	67	0
09/15	at Tampa Bay	1/1	1	10	10.0	10	0
09/22	ARIZONA	1/1	0	0	0.0	-	0
09/30	MIAMI	1/0	4	38	9.5	18	0
10/06	at Chicago	1/0	0	0	0.0	-	0
10/13	at New England	1/1	3	64	21.3	34t	1
10/27	BUFFALO	1/1	3	129	43.0	69t	2
11/03	at N.Y. Jets	1/0	3	35	11.7	19	0
11/10	DALLAS	1/1	3	75	25.0	52t	1
11/17	SAN FRANCISCO	1/0	1	11	11.0	11	0
11/21	at Atlanta	1/1	2	22	11.0	16	0
12/02	at Seattle	1/1	1	3	3.0	3	0
12/08	CAROLINA	1/1	2	22	11.0	14	0
12/15	at St. Louis	1/1	4	47	11.8	20	0
12/22	at Carolina	1/1	2	23	11.5	19	0
12/29	TAMPA BAY	1/0	1	76	76.0	76t	1
2013 TOTALS		16/10	32	641	20.0	76t	5

DATE	OPPONENT	P/S	REC	YDS	AVG	LG	TD
01/04	at Philadelphia*	1/1	3	35	11.7	14	0
01/11	at Seattle**	1/0	0	0	0.0	-	0
PLAYOFF TOTALS		2/1	3	35	11.7	14	0

* NFC Wild Card game

** NFC Divisional game

2014 GAME-BY-GAME STATS (NEW ORLEANS)

DATE	OPPONENT	P/S	REC	YDS	AVG	LG	TD
09/07	at Atlanta		INACTIVE				
09/14	at Cleveland	1/1	3	25	8.3	14	0
09/21	MINNESOTA	1/1	4	38	9.5	15	0
09/28	at Dallas	1/0	2	62	31.0	46	0
10/05	TAMPA BAY	1/0	1	16	16.0	16	0
10/19	at Detroit	1/0	5	103	20.6	46t	1
10/26	GREEN BAY	1/0	4	57	14.3	45	0
10/30	at Carolina	1/0	5	72	14.4	18	0
11/09	SAN FRANCISCO	1/1	3	26	8.7	16	0
11/16	CINCINNATI	1/1	4	32	8.0	16	1
11/24	BALTIMORE	1/1	8	98	12.3	33	0
11/30	at Pittsburgh	1/0	5	162	32.4	69t	1
12/07	CAROLINA	1/0	3	23	7.7	14	0
12/15	at Chicago	1/1	5	67	13.4	21	0
12/21	ATLANTA	1/0	6	68	11.3	22	0
12/28	at Tampa Bay	1/0	5	82	16.4	44	0
2014 TOTALS		15/6	63	931	14.8	69t	3

2015 GAME-BY-GAME STATS (MIAMI)

DATE	OPPONENT	P/S	REC	YDS	AVG	LG	TD
09/13	at Washington	1/0	1	12	12.0	12	0
09/20	at Jacksonville	1/0	2	8	4.0	8	0
09/27	BUFFALO	1/0	0	0	0.0	-	0
10/04	N.Y. JETS	1/0	5	81	16.2	42	1
10/18	at Tennessee	1/1	2	46	23.0	38	0
10/25	HOUSTON	1/1	0	0	0.0	-	0
10/29	at New England	1/1	3	58	19.3	25	0
11/08	at Buffalo	1/1	3	74	24.7	46	0
11/15	at Philadelphia	1/0	0	0	0.0	-	0
11/22	DALLAS	1/1	2	52	26.0	29t	1
11/29	at N.Y. Jets	1/1	2	12	6.0	7	0
12/06	BALTIMORE	1/1	0	0	0.0	-	0
12/14	N.Y. GIANTS	1/0	2	49	24.5	47	1
12/20	at San Diego	1/0	1	23	23.0	23	0
12/27	INDIANAPOLIS	1/0	3	14	4.7	9	0
01/03	NEW ENGLAND	1/1	1	11	11.0	11	0
2015 TOTALS		16/8	27	440	16.3	47t	3

2016 GAME-BY-GAME STATS (MIAMI)

DATE	OPPONENT	P/S	REC	YDS	AVG	LG	TD
09/11	at Seattle	1/1	1	16	16.0	16	0
09/18	at New England	1/1	2	39	19.5	24t	1
09/25	CLEVELAND	1/1	5	76	15.2	28	0
09/29	at Cincinnati	1/1	1	74	74.0	74t	1
10/09	TENNESSEE	1/1	0	0	0.0	-	0
10/16	PITTSBURGH	1/1	2	12	6.0	7	0
10/23	BUFFALO	1/1	5	100	20.0	66t	1
11/06	N.Y. JETS	1/1	1	11	11.0	11	0
11/13	at San Diego	1/1	2	47	23.5	39t	1
11/20	at L.A. Rams	1/1	4	33	8.3	15	0
11/27	SAN FRANCISCO	1/1	3	72	24.0	43t	1
12/04	at Baltimore	1/1	2	21	10.5	12	0
12/11	ARIZONA	1/1	6	97	16.2	29	1
12/17	at N.Y. Jets	1/1	1	52	52.0	52t	1
12/24	at Buffalo	1/1	3	35	11.7	17	1
01/01	NEW ENGLAND	1/1	4	41	10.3	25t	1
2016 TOTALS		16/16	42	726	17.3	74t	9

DATE	OPPONENT	P/S	REC	YDS	AVG	LG	TD
01/08	at Pittsburgh*	1/1	5	82	16.4	36	0

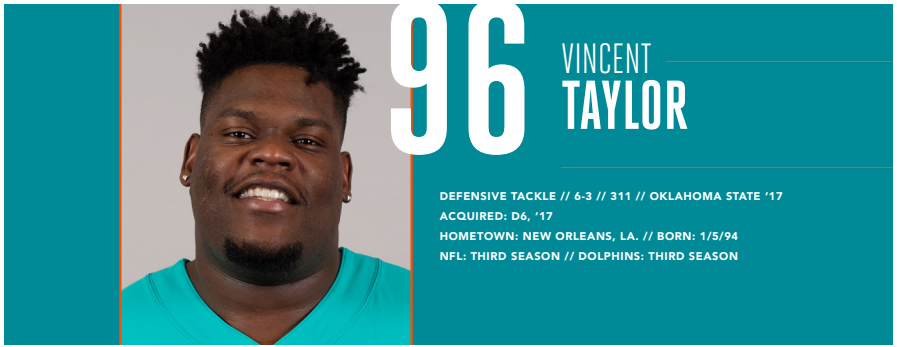
* AFC Wild Card game

2017 GAME-BY-GAME STATS (MIAMI)

DATE	OPPONENT	P/S	REC	YDS	AVG	LG	TD
09/17	at L.A. Chargers	1/1	2	37	18.5	29t	1
09/24	at N.Y. Jets	1/1	4	51	12.8	17	0
10/01	NEW ORLEANS	1/1	3	13	4.3	6	0
10/08	TENNESSEE	1/1	1	13	13.0	13	0
10/15	at Atlanta	1/1	4	49	12.3	18	1
10/22	N.Y. JETS	1/1	6	85	14.2	36	2
10/26	at Baltimore	1/1	5	65	13.0	28	0
11/05	OAKLAND	1/1	3	28	9.3	14	0
11/13	at Carolina	1/1	5	67	13.4	21	0
11/19	TAMPA BAY	1/1	7	180	25.7	61t	1
11/26	at New England	1/1	3	47	15.7	28	0
12/03	DENVER	1/1	5	98	19.6	23t	1
12/11	NEW ENGLAND	1/1	2	18	9.0	11	0
12/17	at Buffalo	1/1	1	8	8.0	8	0
12/24	at Kansas City	1/1	4	54	13.5	16	0
12/31	BUFFALO	1/1	3	34	11.3	16	0
2017 TOTALS		16/16	58	847	14.6	61t	6

2018 GAME-BY-GAME STATS (MIAMI)

DATE	OPPONENT	P/S	REC	YDS	AVG	LG	TD
09/09	TENNESSEE	1/1	4	106	26.5	75t	2
09/16	at N.Y. Jets	1/1	2	17	8.5	13	0
09/23	OAKLAND	1/1	3	61	20.3	34t	1
09/30	at New England	1/1	3	40	13.3	22	0
10/07	at Cincinnati	1/1	2	17	8.5	13	0
10/14	CHICAGO	1/1	1	35	35.0	35	0
10/21	DETROIT	1/1	1	5	5.0	5t	1
10/25	at Houston				INACTIVE		
11/04	N.Y. JETS	1/1	1	19	19.0	19	0
11/11	at Green Bay	1/1	2	26	13.0	18	0
11/25	at Indianapolis	1/1	1	6	6.0	6	0
12/02	BUFFALO	1/1	4	37	9.3	13t	1
12/09	NEW ENGLAND	1/1	8	135	16.9	43	1
12/16	at Minnesota	1/1	1	17	17.0	17	0
12/23	JACKSONVILLE	1/1	1	5	5.0	5	0
12/30	at Buffalo	1/1	3	27	9.0	12	0
2018 TOTALS		15/15	37	553	14.9	75t	6



DEFENSIVE TACKLE // 6-3 // 311 // OKLAHOMA STATE '17
 ACQUIRED: D6, '17
 HOMETOWN: NEW ORLEANS, LA. // BORN: 1/5/94
 NFL: THIRD SEASON // DOLPHINS: THIRD SEASON

NFL CAREER

TRANSACTIONS:

- 6th-round pick (194th overall) by Miami in the 2017 NFL draft.

CAREER HIGHLIGHTS:

- Played in 21 career games.
- 45 tackles (26 solo), 2 sacks and 1 pass defended.
- 3 blocked field goals.

2018 (MIAMI):

- Played in 8 games.
- Missed the rest of the season after being placed on injured reserve on Oct. 30.
- 27 tackles (15 solo) and 2 sacks.
- At the time of his injury, his 27 tackles were 4th among NFL DTs.

VS. OAKLAND (9/23):

- 7 tackles (3 solo) and 1 sack.
- Sacked QB Derek Carr for a loss of 5 yards in the 4th quarter.
- It was his 1st career sack.

AT CINCINNATI (10/7):

- 2 solo tackles; 1 blocked kick.
- Blocked a 37-yard field goal attempt by K Randy Bullock.

VS. CHICAGO (10/14):

- 2 tackles (1 solo) and 1 sack.
- Sacked QB Mitch Trubisky on third-and-14 in the 2nd quarter.

2017 (MIAMI):

- Played in 13 games.
- Inactive for 2 games.
- Missed last game of the season after being placed on injured reserve on Dec. 28.
- 18 tackles (11 solo) and 1 pass defended.

AT L.A. CHARGERS (9/17):

- 1 solo tackle.
- Made his NFL debut.

AT N.Y. JETS (9/24):

- 3 tackles (1 solo); 1 blocked kick.
- Blocked a K Chandler Catanzaro 45-yard field goal attempt in the 1st quarter.

AT BALTIMORE (10/26):

- 1 solo tackle; 1 blocked kick.
- Blocked a 46-yard field goal attempt by K Justin Tucker.

BEFORE THE NFL

COLLEGE (OKLAHOMA STATE):

- 3-year letterman (2014-16) and 2-year starter.

CAREER:

- Played in 36 games with 26 starts; 112 tackles (66 solo), 12 sacks, 2 passes defended and 2 forced fumbles; 5 blocked kicks.
- His 5 blocked kicks tied the school's all-time record.

JUNIOR (2016):

- Started all 13 games; 51 tackles (28 solo), 7 sacks, 1 pass defended and 2 forced fumbles; 4 blocked kicks.
- His 4 blocked kicks led the FBS and tied the school's single-season record.
- His 7 sacks led all Big 12 interior defensive linemen.
- His 51 tackles and 7 sacks were the most by an interior lineman at the school since at least 2005.
- 1st-team All-Big 12.
- Team captain.

SOPHOMORE (2015):

- Started all 13 games; 48 tackles (30 solo), 5 sacks and 1 pass defended.

REDSHIRT FRESHMAN (2014):

- Played in 10 games; 13 tackles (8 solo).
- Redshirted in 2013.

HIGH SCHOOL (JAMES MADISON HS – SAN ANTONIO, TEXAS)

SENIOR (2012):

- 79 tackles and 2 sacks.
- 1st-team all-state.
- San Antonio Express-News Area Player of the Year.
- Defensive Player of the Year in his district.

OFF THE FIELD

COMMUNITY:

- Hosted a youth football camp in San Antonio in 2018.
- Regular participant in Dolphins Cancer Challenge Golf Tournament.
- Helped with the Special Olympics.

PERSONAL:

- Family was displaced by Hurricane Katrina in 2005.
- **MAJOR:** University studies/education.

VINCENT TAYLOR'S NFL REGULAR SEASON STATS

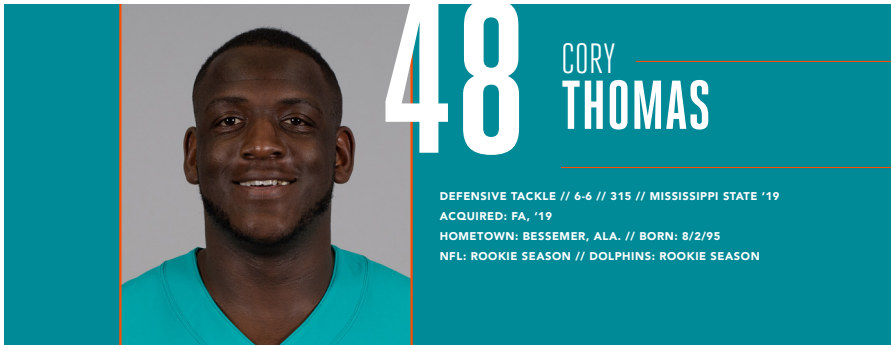
YEAR	TEAM	GP	GS	TACKLES					INTERCEPTIONS					FUMBLES	
				TOT	SOLO	ASST	SK	YDS	INT	YDS	LG	TD	PD	FF	FR
2017	MIAMI	13	0	18	11	7	0.0	0.0	0	0	0	0	1	0	0
2018	MIAMI	8	0	27	15	12	2.0	11.0	0	0	0	0	0	0	0
NFL TOTALS		21	0	45	26	19	2.0	11.0	0	0	0	0	1	0	0

ADDITIONAL STATS

Blocked Kicks: 2 blocked field goals in 2017, 1 blocked field goal in 2018 for total of 3.

SINGLE-GAME CAREER HIGHS

Tackles: 7 vs. Oakland, 9/23/18
Sacks: 1 vs. Chicago, 10/15/18
Passes Defensed: 1 at Atlanta, 10/15/17



48

CORY THOMAS

DEFENSIVE TACKLE // 6-6 // 315 // MISSISSIPPI STATE '19
 ACQUIRED: FA, '19
 HOMETOWN: BESSEMER, ALA. // BORN: 8/2/95
 NFL: ROOKIE SEASON // DOLPHINS: ROOKIE SEASON

BEFORE THE NFL

COLLEGE (MISSISSIPPI STATE):

- 4-year letterman (2015-18).
- CAREER:** Played in 39 games with 6 starts; 52 tackles (16 solo), 2 sacks, 1 interception, 3 passes defended and 2 forced fumbles.
- SENIOR (2018):** Played in 12 games; 12 tackles (4 solo) and 1 sack.
- JUNIOR (2017):** Played in 6 games with 2 starts; 12 tackles (4 solo), 1 pass defended and 1 forced fumble.
 - Missed the 2nd half of the season due to injury.
- SOPHOMORE (2016):** Played in all 13 games with 4 starts; 25 tackles (7 solo), 1 pass defended and 1 forced fumble.
- REDSHIRT FRESHMAN (2015):** Played in 8 games;

- 3 tackles (1 solo), 1 interception and 1 pass defended.
- Redshirted in 2014.

HIGH SCHOOL (McADORY HS – McCALLA, ALA.)


- Also lettered in basketball.
- Played safety as a freshman.
- SENIOR (2013):** 75 tackles and 3 sacks
 - 1st-team all-state.
- JUNIOR (2012):**
 - 1st-team all-state.

OFF THE FIELD

PERSONAL:

- **MAJOR:** Interdisciplinary studies.

CORY THOMAS' COLLEGE STATS															
YEAR	TEAM	GP	GS	TACKLES				INTERCEPTIONS					FUMBLES		
				TOT	SOLO	ASST	SK	YDS	INT	YDS	LG	TD	PD	FF	FR
2015	MISSISSIPPI STATE	8	0	3	1	2	1.0	4.0	1	12	12	0	1	0	0
2016	MISSISSIPPI STATE	13	4	25	7	18	0.0	0.0	0	0	0	0	1	1	0
2017	MISSISSIPPI STATE	6	2	12	4	8	0.0	0.0	0	0	0	0	1	1	0
2018	MISSISSIPPI STATE	12	0	12	4	8	1.0	8.0	0	0	0	0	0	0	0
NCAA TOTALS		39	6	52	16	36	2.0	12.0	1	12	12	0	3	2	0



78

LAREMY TUNSIL

TACKLE // 6-5 // 313 // MISSISSIPPI '16
ACQUIRED: D1, '16
HOMETOWN: LAKE CITY, FLA. // BORN: 8/2/94
NFL: FOURTH SEASON // DOLPHINS: FOURTH SEASON

NFL CAREER

TRANSACTIONS:

- 1st-round pick (13th overall) by Miami in the 2016 NFL draft.

CAREER HONORS:

- 2016 PFWA All-Rookie team.

CAREER HIGHLIGHTS:

- Started 44 career games.
- First offensive lineman in Dolphins history to start at least one game at guard and tackle in his rookie season.

2018 (MIAMI):

- Started 15 games.
- Inactive for 1 game.

AT N.Y. JETS (9/16):

- Started at left tackle.
- Protected QB Ryan Tannehill, who completed 17-of-23 passes (73.9 pct.) for 168 yards and 2 TDs.
- Blocked for a running game that had 31 carries for 135 yards (4.4 avg.) and 1 TD.

VS. CHICAGO (10/14):

- Started at left tackle.
- Protected QB Brock Osweiler, who completed 28-of-44 passes (63.6 pct.) for 380 yards and 3 TDs.
- Blocked for a running game that had 31 carries for 161 yards (5.2 avg.).

VS. NEW ENGLAND (12/9):

- Started at left tackle.
- Protected QB Ryan Tannehill, who completed 14-of-19 passes (73.7 pct.) for 265 yards and 3 TDs.
- Blocked for a running game that had 21 carries for 189 yards (9.0 avg.) and 2 TDs.

2017 (MIAMI):

- Started 15 games at left tackle.
- Inactive for 1 game.

AT L.A. CHARGERS (9/17):

- Started at left tackle.
- Blocked for RB Jay Ajayi, who rushed for 122 yards, snapping the Chargers' streak of 17 straight games without allowing a 100-yard rusher.

VS. DENVER (12/3):

- Started at left tackle.
- Blocked for RB Kenyan Drake, who rushed for 120 yards and 1 TD in the victory for his 1st career 100-yard rushing performance.

VS. NEW ENGLAND (12/11):

- Started at left tackle.
- Helped RB Kenyan Drake rush for 114 yards, his

2nd straight 100-yard rushing effort.

2016 (MIAMI):

- Started 14 games – 12 at left guard and 2 at left tackle.
- Inactive for 2 games.
- Allowed just 0.5 sacks in his 12 starts at left guard.
- Helped RB Jay Ajayi eclipse the 1,000-yard rushing mark for the 1st time in his career and rush for 1,272 yards, the third-most in Dolphins history.

AT SEATTLE (9/11):

- Started at left guard.
- Made NFL debut and his 1st NFL start.

VS. PITTSBURGH (10/16):

- Started at left guard.
- Blocked for RB Jay Ajayi, who rushed for 204 yards for his 1st 100-yard effort.

VS. BUFFALO (10/23):

- Started at left guard.
- Helped RB Jay Ajayi rush for 214 yards, his 2nd straight 200-yard game.

POSTSEASON:

AFC WILD CARD AT PITTSBURGH (1/8):

- Started at left guard.

HONORS:

- PFWA All-Rookie team.

BEFORE THE NFL

COLLEGE (MISSISSIPPI):

- 3-year starter (2013-15).

CAREER:

Played in 29 games with 26 starts at left tackle.

SENIOR (2015):

- Started 6 games.
- The team went 5-1 and averaged 201.7 rushing yards per game, 514.0 total yards per game and one sack allowed per game in the 6 contests he played in.
- 2nd-team All-American.
- 1st-team All-SEC.

JUNIOR (2014):

- Started 11 games at left tackle.
- 2nd-team All-American.
- 1st-team All-SEC.
- Earned Kent Hull Trophy as the state of Mississippi's top collegiate offensive lineman.

TRUE FRESHMAN (2013):

- Played in 12 games with 9 starts at left tackle.
- Freshman All-American.
- SEC All-Freshman team.
- 2nd-team All-SEC.
- Joined teammate TE Evan Ingram as one of the first 2 true freshmen in school history to earn All-

SEC honors.

HIGH SCHOOL (COLUMBIA HS – LAKE CITY, FLA.)

SENIOR (2012):

- Florida Class 6A Player of the Year.
- 1st-team all-state.

children with their own beds at the Ashley HomeStore Hope to Dream sleepover event.

PERSONAL:

- **PRONUNCIATION:** Name is pronounced LAIR-uh-mee TUHN-suhl.
- **MAJOR:** Journalism.

OFF THE FIELD

COMMUNITY:

- Participated in numerous team events, such as visiting children's hospitals, distributing Thanksgiving meals to needy families, AARP Million Meal Pack and surprising underprivileged

LAREMY TUNSIL'S NFL REGULAR SEASON STATS

GAMES/STARTS: 2016: 14/14, 2017: 15/15, 2018: 15/15

NFL TOTALS: 44/44

LAREMY TUNSIL'S NFL PLAYOFF STATS

GAMES/STARTS: 2016: 1/1

PLAYOFF TOTALS: 1/1

ADDITIONAL STATS

Miscellaneous Tackles: 1 in 2018.



43

ANDREW VAN GINKEL

LINEBACKER // 6-4 // 242 // WISCONSIN '19
 ACQUIRED: DS, '19
 HOMETOWN: ROCK VALLEY, IOWA // BORN: 7/1/95
 NFL: ROOKIE SEASON // DOLPHINS: ROOKIE SEASON

BEFORE THE NFL

COLLEGE (WISCONSIN):

- 2-year letterman (2017-18) and 1-year starter.
- Transferred from Iowa Western Community College following his sophomore season (2016).
- Transferred from South Dakota following his redshirt freshman season (2015).

CAREER (AT WISCONSIN): Played in 27 games with 10 starts; 99 tackles (64 solo), 12 sacks, 7 passes defended, 2 interceptions, 7 passes defended, 4 forced fumbles and 1 fumble recovery; 1 blocked kick.

SENIOR (2018 AT WISCONSIN): Played in all 13 games with 10 starts; 60 tackles (38 solo), 5.5 sacks, 3 passes defended and 2 forced fumbles; 1 blocked kick.

- 3rd-team All-Big Ten.
- His 5.5 sacks led the team.

JUNIOR (2017 AT WISCONSIN): Played in all 14 games; 39 tackles (26 solo), 6.5 sacks, 2 interceptions, 4 passes defended, 2 forced fumbles and 1 fumble recovery.

- Helped the defense lead the nation in pass efficiency allowed (94.6 yards allowed per game) and rank 2nd in total defense (262.1 yards allowed per game).

SOPHOMORE (2016 AT IOWA WESTERN CC):

Started all 11 games; 50 tackles (18 solo), 3.5 sacks, 1 interception, 1 pass defended and 1 fumble recovery.

REDSHIRT FRESHMAN (2015 AT SOUTH DAKOTA):

Started all 11 games at defensive end; 56 tackles (40 solo), 9 sacks, 2 passes defended, 2 forced fumbles and 3 fumble recoveries; 1 blocked kick.

- 1st-team All-Missouri Valley Football Conference (MVFC).
- MVFC Freshman of the Year.
- Redshirted in 2014.

HIGH SCHOOL (BAYDEN HULL/ROCK VALLEY HS – ROCK VALLEY, IOWA)

- Played quarterback and defensive back.
- Also lettered in basketball and track.

CAREER: 176 tackles, 10 interceptions and 10 fumble recoveries.

SENIOR (2014): 1,466 passing yards and 17 TDs; 1,413 rushing yards and 15 TDs; 95 tackles.

- 1st-team all-state at defensive back.

OFF THE FIELD

PERSONAL:


- **MAJOR:** Agricultural business management.

ANDREW VAN GINKEL'S COLLEGE STATS

YEAR	TEAM	GP	GS	TACKLES					INTERCEPTIONS					FUMBLES	
				TOT	SOLO	ASST	SK	YDS	INT	YDS	LG	TD	PD	FF	FR
2015	SOUTH DAKOTA	11	11	56	40	16	9.0	61.0	0	0	0	0	2	2	3
2016	IOWA WESTERN	11	11	50	18	32	3.5	31.0	1	37	37	0	1	0	1
2017	WISCONSIN	14	0	39	26	13	6.5	49.0	2	11	9	1	4	2	1
2018	WISCONSIN	13	10	60	38	22	5.5	47.0	0	0	0	0	3	2	0
NCAA TOTALS		49	32	205	122	83	24.0	188.0	3	48	37	1	10	6	5

ADDITIONAL STATS

Defensive Touchdowns: 9-yard interception return vs. Ohio State (12/2/17).
Blocked Kicks: (South Dakota) 1 in 2015, (Wisconsin) 1 in 2018 for total of 2.



87

CLIVE WALFORD

TIGHT END // 6-4 // 252 // MIAMI (FL) '15

ACQUIRED: FA, '19

HOMETOWN: BELLE GLADE, FLA. // BORN: 10/1/91

NFL: FIFTH SEASON // DOLPHINS: FIRST SEASON

NFL CAREER

TRANSACTIONS:

- Signed by Miami on March 14, 2019.
- Signed by the N.Y. Jets on Dec. 27, 2018.
- Waived by Indianapolis on Dec. 7, 2018.
- Signed by Indianapolis on Nov. 28, 2018.
- Waived by the N.Y. Jets on Sept. 1, 2018.
- Awarded off waivers to the N.Y. Jets on April 2, 2018.
- Waived by Oakland on March 27, 2018.
- 3rd-round pick (68th overall) by Oakland in the 2015 NFL draft.

CAREER HIGHLIGHTS:

- Played in 45 career games with 11 starts.
- 70 receptions for 768 yards (11.0 avg.) and 6 TDs.

2018 (INDIANAPOLIS/N.Y. JETS):

- Started 1 game for the N.Y. Jets.
- Signed by the N.Y. Jets on Dec. 27.
- Waived by Indianapolis on Dec. 7.
- Inactive for 1 game with Indianapolis.
- Signed by Indianapolis on Nov. 28.
- Waived by the N.Y. Jets on Sept. 1.
- Spent the offseason and training camp with the N.Y. Jets.

AT NEW ENGLAND (12/30): Started but did not record any stats.

2017 (OAKLAND):

- Played in 13 games.
- Inactive for 1 game.
- Missed the final 2 games after being placed on injured reserve on Dec. 23.
- 9 receptions for 80 yards (8.9 avg.).

VS. N.Y. GIANTS (12/3): 4 receptions for 57 yards (14.3 avg.).

AT KANSAS CITY (12/10): 2 receptions for 13 yards (6.5 avg.).

2016 (OAKLAND):

- Played in 15 games with 8 starts.
- Inactive for 1 game.
- 33 receptions for 359 yards (10.9 avg.) and 3 TDs.

VS. ATLANTA (9/18): 6 receptions for 50 yards (8.3 avg.) and 1 TD.

- Caught a 31-yard TD pass from QB Derek Carr in the 3rd quarter to put Oakland ahead 14-13.

VS. CAROLINA (11/27): 3 receptions for 43 yards (14.3 avg.) and 1 TD.

- Caught a 12-yard TD pass from QB Derek Carr in the 4th quarter to tie the game 32-32.

VS. INDIANAPOLIS (12/24): 2 receptions for 20 yards (10.0 avg.) and 1 TD.

- Caught a 5-yard TD pass from QB Derek Carr in the 2nd quarter.

POSTSEASON:

AFC WILD CARD AT HOUSTON (1/7): 2 receptions for 16 yards (8.0 avg.).

2015 (OAKLAND):

- Played in all 16 games with 2 starts.
- 28 receptions for 329 yards (11.8 avg.) and 3 TDs.

VS. CINCINNATI (9/13): 1 reception for 1 yard.

- Made his NFL debut.

AT SAN DIEGO (10/25): 2 receptions for 42 yards (21.0 avg.) and 1 TD.

- Caught a 23-yard TD pass from QB Derek Carr in the 2nd quarter for his 1st career score.
- Made his 1st career start.

VS. MINNESOTA (11/15): 2 receptions for 18 yards (9.0 avg.) and 1 TD.

- Caught a 10-yard TD pass from QB Derek Carr in the 2nd quarter.

BEFORE THE NFL

COLLEGE (MIAMI):

- 4-year letterman (2011-14) and 3-year starter.

CAREER: Played in 49 games with 35 starts; 121 receptions for 1,753 yards (14.5 avg.) and 14 TDs.

SENIOR (2014): Played in all 12 games with 10 starts; 44 receptions for 676 yards (15.4 avg.) and 7 TDs.

- 3rd-team All-American.
- 2nd-team All-ACC.
- Finalist for the John Mackey Award (nation's top tight end).

JUNIOR (2013): Played in all 13 games with 12 starts; 34 receptions for 454 yards (13.3 avg.) and 2 TDs.

- His 34 receptions were 2nd on the team.

SOPHOMORE (2012): Played in all 12 games with 5 starts; 25 receptions for 451 yards (18.0 avg.) and 4 TDs.

- His 4 TDs were tied for the team lead.
- His 451 receiving yards ranked 3rd on the team.
- 1 of 2 players on the team with at least 1 reception in all 12 games.

REDSHIRT FRESHMAN: (2011): Played in all 12

games with 8 starts; 18 receptions for 172 yards (9.6 avg.) and 1 TD.

- His 18 receptions and 172 receiving yards were 4th on the team.
- Redshirted in 2010.

HIGH SCHOOL (GLADES CENTRAL HS – BELLE GLADE, FLA.)

- Also lettered in basketball and track and field.
- SENIOR (2009):** 400 receiving yards and 6 TDs.
- 1st-team all-county.

CLIVE WALFORD'S NFL REGULAR SEASON STATS

YEAR	TEAM	GP	GS	RECEIVING				RUSHING					
				REC	YDS	AVG	LG	TD	ATT	YDS	AVG	LG	TD
2015	OAKLAND	16	2	28	329	11.8	33	3	0	0	0.0	-	0
2016	OAKLAND	15	8	33	359	10.9	31t	3	0	0	0.0	-	0
2017	OAKLAND	13	0	9	80	8.9	26	0	0	0	0.0	-	0
2018	N.Y. JETS	1	1	0	0	0.0	0	0	0	0	0.0	0	0
NFL TOTALS		45	11	70	768	11.0	33	6	0	0	0.0	0	0

CLIVE WALFORD'S NFL PLAYOFF STATS

YEAR	TEAM	GP	GS	RECEIVING				RUSHING					
				REC	YDS	AVG	LG	TD	ATT	YDS	AVG	LG	TD
2016	OAKLAND	1	1	2	16	8.0	9	0	0	0	0.0	-	0
PLAYOFF TOTALS		1	1	2	16	8.0	9	0	0	0	0.0	-	0

ADDITIONAL STATS

Miscellaneous Tackles: (Oakland) 1 in 2015.

SINGLE-GAME CAREER HIGHS

Receptions: 6 vs. Atlanta, 9/18/16
Receiving Yards: 57 vs. N.Y. Giants, 12/3/17
Longest Rec.: 33 vs. Denver, 10/11/15
TD Receptions: 1 6 times, last: vs. Indianapolis, 12/24/16

2015 GAME-BY-GAME STATS (OAKLAND)

DATE	OPPONENT	P/S	REC	YDS	AVG	LG	TD
09/13	CINCINNATI	1/0	1	1	1.0	1	0
09/20	BALTIMORE	1/0	1	4	4.0	4	0
09/27	at Cleveland	1/0	0	0	0.0	-	0
10/04	at Chicago	1/0	0	0	0.0	-	0
10/11	DENVER	1/0	1	33	33.0	33	0
10/25	at San Diego	1/1	2	42	21.0	23t	1
11/01	N.Y. JETS	1/1	2	13	6.5	11	0
11/08	at Pittsburgh	1/0	1	1	1.0	1t	1
11/15	MINNESOTA	1/0	2	18	9.0	10t	1
11/22	at Detroit	1/0	2	25	12.5	18	0
11/29	at Tennessee	1/0	1	14	14.0	14	0
12/06	KANSAS CITY	1/0	5	53	10.6	16	0
12/13	at Denver	1/0	3	47	15.7	25	0
12/20	GREEN BAY	1/0	2	10	5.0	6	0
12/24	SAN DIEGO	1/0	1	22	22.0	22	0
01/03	at Kansas City	1/0	4	46	11.5	19	0
2015 TOTALS		16/2	28	329	11.8	33	3

2016 GAME-BY-GAME STATS (OAKLAND)

DATE	OPPONENT	P/S	REC	YDS	AVG	LG	TD
09/11	at New Orleans	1/0	3	25	8.3	18	0
09/18	ATLANTA	1/0	6	50	8.3	31t	1
09/25	at Tennessee	1/0	2	27	13.5	21	0
10/02	at Baltimore	1/1	2	23	11.5	17	0
10/09	SAN DIEGO						INACTIVE
10/16	KANSAS CITY	1/0	2	25	12.5	20	0
10/23	at Jacksonville	1/0	1	5	5.0	5	0
10/30	at Tampa Bay	1/1	3	31	10.3	17	0
11/06	DENVER	1/1	2	13	6.5	15	0
11/21	HOUSTON	1/0	2	28	14.0	17	0
11/27	CAROLINA	1/0	3	43	14.3	17	1
12/04	BUFFALO	1/1	1	18	18.0	18	0
12/08	at Kansas City	1/1	2	21	10.5	18	0
12/18	at San Diego	1/1	1	13	13.0	13	0
12/24	INDIANAPOLIS	1/1	2	20	10.0	15	1
01/01	at Denver	1/1	1	17	17.0	17	0
2016 TOTALS		15/8	33	359	10.9	31t	3
DATE	OPPONENT	P/S	REC	YDS	AVG	LG	TD
01/07	at Houston*	1/1	2	16	8.0	9	0
PLAYOFF TOTALS		1/1	2	16	8.0	9	0


* AFC Wild Card game

2017 GAME-BY-GAME STATS (OAKLAND)

DATE	OPPONENT	P/S	REC	YDS	AVG	LG	TD
09/10	at Tennessee	1/0	0	0	0.0	-	0
09/17	N.Y. JETS	1/0	1	7	7.0	7	0
09/24	at Washington	1/0	1	-1	-1.0	-1	0
10/01	at Denver	1/0	0	0	0.0	-	0
10/08	BALTIMORE	1/0	0	0	0.0	-	0
10/15	L.A. CHARGERS	1/0	0	0	0.0	-	0
10/19	KANSAS CITY	1/0	0	0	0.0	-	0
10/29	at Buffalo	1/0	0	0	0.0	-	0
11/05	at Miami	1/0	0	0	0.0	-	0
11/19	NEW ENGLAND	1/0	1	4	4.0	4	0
11/26	DENVER	1/0	0	0	0.0	-	0
12/03	N.Y. GIANTS	1/0	4	57	14.3	26	0
12/10	at Kansas City	1/0	2	13	6.5	7	0
12/17	DALLAS						INACTIVE
12/25	at Philadelphia						INJURED RESERVE
12/31	at Tampa Bay						INJURED RESERVE
2017 TOTALS		13/0	9	80	8.9	26	0

**2018 GAME-BY-GAME STATS
(INDIANAPOLIS/N.Y. JETS)**

DATE	OPPONENT	P/S	REC	YDS	AVG	LG	TD
09/09	CINCINNATI		NOT ON ROSTER				
09/16	at Washington		NOT ON ROSTER				
09/23	at Philadelphia		NOT ON ROSTER				
09/30	HOUSTON		NOT ON ROSTER				
10/04	at New England		NOT ON ROSTER				
10/14	at N.Y. Jets		NOT ON ROSTER				
10/21	BUFFALO		NOT ON ROSTER				
10/28	at Oakland		NOT ON ROSTER				
11/11	JACKSONVILLE		NOT ON ROSTER				
11/18	TENNESSEE		NOT ON ROSTER				
11/25	MIAMI		NOT ON ROSTER				
12/02	at Jacksonville		INACTIVE				
IND. TOTALS		0/0	0	0	0.0	-	0
12/09	at Buffalo		NOT ON ROSTER				
12/16	HOUSTON		NOT ON ROSTER				
12/23	GREEN BAY		NOT ON ROSTER				
12/30	at New England	1/1	0	0	0.0	-	0
NYJ TOTALS		1/1	0	0	0.0	-	0
2018 TOTALS		1/1	0	0	0.0	-	0



9

MARK WALTON

RUNNING BACK // 5-10 // 200 // MIAMI '18
 ACQUIRED: FA, '19
 HOMETOWN: MIAMI, FLA. // BORN: 3/29/97
 NFL: SECOND SEASON // DOLPHINS: FIRST SEASON

NFL CAREER

TRANSACTIONS:

- Signed by Miami on May 12, 2019.
- Waived by Cincinnati on April 8, 2019.
- 4th-round pick (112th overall) by Cincinnati in the 2018 NFL draft.

CAREER HIGHLIGHTS:

- Played in 14 career games.
- 14 carries for 34 yards (2.4 avg.).
- 5 receptions for 41 yards (8.2 avg.).
- 4 special teams tackles (3 solo).

2018 (CINCINNATI):

- Played in 14 games.
- Inactive for 2 games.
- 14 carries for 34 yards (2.4 avg.); 5 receptions for 41 yards (8.2 avg.).
- 4 special teams tackles (3 solo).

AT CAROLINA (9/23): Played but did not record any stats.

- Made his NFL debut.

AT ATLANTA (9/30): 5 carries for 9 yards (1.8 avg.); 2 receptions for 28 yards (14.0 avg.).

VS. TAMPA BAY (10/28): 2 carries for 7 yards (3.5 avg.); 1 reception for 10 yards.

CAREER: Played in 30 games with 17 starts; 395 carries for 2,006 yards (5.1 avg.) and 26 TDs; 56 receptions for 624 yards (11.1 avg.) and 2 TDs; 17 kickoff returns for 300 yards (17.6 avg.).

JUNIOR (2017): Started 4 games; 56 carries for 428 yards (7.6 avg.) and 3 TDs; 7 receptions for 91 yards (13.0 avg.).

- Missed the final 9 games of the season due to injury.

SOPHOMORE (2016): Started all 13 games; 209 carries for 1,117 yards (5.3 avg.) and 14 TDs; 27 receptions for 240 yards (8.9 avg.) and 1 TD.

- 3rd-team All-ACC.
- His 1,117 rushing yards ranked 5th in the ACC and 7th in single-season school history.
- His 14 rushing TDs ranked 5th in the ACC and tied for 3rd in single-season school history.

TRUE FRESHMAN (2015): Played in all 13 games; 130 carries for 461 yards (3.5 avg.) and 9 TDs; 22 receptions for 293 yards (13.3 avg.) and 1 TD; 17 kickoff returns for 300 yards (17.6 avg.).

- His 10 total TDs led the team.

HIGH SCHOOL (BOOKER T. WASHINGTON HS – MIAMI, FLA.)

CAREER: 2,769 rushing yards and 45 TDs.

SENIOR (2014): 1,472 rushing yards and 22 TDs.

- Helped team win the state championship

BEFORE THE NFL

COLLEGE (MIAMI):

- 3-year letterman (2015-17) and 2-year starter.

MARK WALTON'S NFL REGULAR SEASON STATS

YEAR	TEAM	GP	GS	RUSHING					RECEIVING				
				ATT	YDS	AVG	LG	TD	REC	YDS	AVG	LG	TD
2018	CINCINNATI	14	0	14	34	2.4	10	0	5	41	8.2	24	0
NFL TOTALS		14	0	14	34	2.4	10	0	5	41	8.2	24	0

ADDITIONAL STATS

Special Teams Tackles: 4 in 2018.

2018 GAME-BY-GAME STATS (CINCINNATI)

DATE	OPPONENT	P/S	ATT	YDS	AVG	LG	TD
09/09	at Indianapolis						
09/13	BALTIMORE						
09/23	at Carolina	1/0	0	0	0.0	-	0
09/30	at Atlanta	1/0	5	9	1.8	4	0
10/07	MIAMI	1/0	0	0	0.0	-	0
10/14	PITTSBURGH	1/0	2	-2	-1.0	-1	0
10/21	at Kansas City	1/0	4	10	2.5	3	0
10/28	TAMPA BAY	1/0	2	7	3.5	4	0
11/11	NEW ORLEANS	1/0	0	0	0.0	-	0
11/18	at Baltimore	1/0	0	0	0.0	-	0
11/25	CLEVELAND	1/0	0	0	0.0	-	0
12/02	DENVER	1/0	1	10	10.0	10	0
12/09	at L.A. Chargers	1/0	0	0	0.0	-	0
12/16	OAKLAND	1/0	0	0	0.0	-	0
12/23	at Cleveland	1/0	0	0	0.0	-	0
12/30	at Pittsburgh	1/0	0	0	0.0	-	0
2018 TOTALS		14/0	14	34	2.4	10	0



53

ADOLPHUS WASHINGTON

DEFENSIVE TACKLE // 6-4 // 295 // OHIO STATE '16
ACQUIRED: FA, '19
HOMETOWN: CINCINNATI, OHIO // BORN: 11/24/92
NFL: FOURTH SEASON // DOLPHINS: FIRST SEASON

NFL CAREER

TRANSACTIONS:

- Signed by Miami on May 22, 2019.
- Waived by Cincinnati on April 23, 2019.
- Signed by Cincinnati on Sept. 26, 2018.
- Signed to Dallas' practice squad on Sept. 18, 2018.
- Waived by Buffalo on Sept. 11, 2018.
- 3rd-round pick (80th overall) by Buffalo in the 2016 NFL draft.

CAREER HIGHLIGHTS:

- Played in 35 career games with 21 starts.
- 62 tackles (38 solo), 4.5 sacks and 3 passes defended.

2018 (BUFFALO/DALLAS/CINCINNATI):

- Played in 4 games for Cincinnati.
- Inactive in 3 games for Cincinnati.
- Missed the final 5 weeks of the regular season after being placed on injured reserve on Nov. 23.
- 6 tackles (2 solo) and 1 sack for Cincinnati.
- Signed by Cincinnati from Dallas' practice squad on Sept. 26.
- Spent 1 week on Dallas' practice squad.
- Waived by Buffalo on Sept. 11.
- Played in 1 game for Buffalo.
- 2 solo tackles for Buffalo.

AT BALTIMORE (9/9): 2 solo tackles.

VS. TAMPA BAY (10/28): 3 tackles (1 solo) and 1 sack.

- Sacked QB Jameis Winston for an 8-yard loss in the 3rd quarter.

VS. NEW ORLEANS (11/11): 2 tackles (1 solo).

2017 (BUFFALO):

- Played in 15 games with 10 starts.
- Inactive for 1 game.
- 33 tackles (22 solo), 1 sack and 2 passes defended.

AT N.Y. JETS (11/2): 5 tackles (3 solo) and 1 pass defended.

VS. NEW ENGLAND (12/3): 6 tackles (4 solo) and 1 sack.

- Sacked QB Tom Brady for a 6-yard loss in the 2nd quarter.

VS. INDIANAPOLIS (12/10): 5 solo tackles.

POSTSEASON:

AT JACKSONVILLE (1/7): 1 solo tackle.

2016 (BUFFALO):

- Played in 15 games with 11 starts.
- Inactive for 1 game.
- 21 tackles (12 solo), 2.5 sacks and 1 pass defended.

AT BALTIMORE (9/11): Played but did not record any stats.

- Made his NFL debut and 1st NFL start.

AT L.A. RAMS (10/9): 3 solo tackles, 1 sack and 1 pass defended.

- Brought down QB Case Keenum for a 9-yard loss in the 1st quarter for the 1st sack of his career.

VS. SAN FRANCISCO (10/16): 1 solo tackle and 1 sack.

- Sacked QB Colin Kaepernick for a 7-yard loss in the 4th quarter.

BEFORE THE NFL

COLLEGE (OHIO STATE):

- 4-year letterman (2012-15) and 2-year starter.

CAREER: Played in 49 games with 31 starts; 142 tackles (71 solo), 13.5 sacks, 1 interception, 5 passes defended, 3 forced fumbles and 1 fumble recovery; 1 blocked kick.

SENIOR (2015): Started 12 games; 49 tackles (23 solo), 4 sacks, 1 interception, 2 passes defended, 1 forced fumble and 1 fumble recovery.

- 1st-team All-American.

- 2nd-team All-Big Ten.

- Part of a defense that ranked 2nd in FBS in scoring defense (15.1 points per game allowed) and 9th in total defense (311.3 yards per game allowed).

JUNIOR (2014): Played in all 15 games with 14 starts; 48 tackles (25 solo), 4.5 sacks, 3 passes defended and 1 forced fumble.

- Honorable mention All-Big Ten.

- Helped his team win the College Football Playoff National Championship.

SOPHOMORE (2013): Played in 12 games with 5 starts; 36 tackles (18 solo) and 2 sacks.

TRUE FRESHMAN (2012): Played in 10 games; 9 tackles (5 solo), 3 sacks and 1 forced fumble; 1 blocked kick.

- His 3 sacks were 3rd on the team.

HIGH SCHOOL (TAFT HS – CINCINNATI, OHIO)

- Also lettered in basketball.

- Named 2012 Gatorade Ohio Player of the Year in basketball.

SENIOR (2011):

- All-American.

OFF THE FIELD

PERSONAL:

- **MAJOR:** Sport industry.

ADOLPHUS WASHINGTON'S NFL REGULAR SEASON STATS

YEAR	TEAM	GP	GS	TACKLES				INTERCEPTIONS					FUMBLES		
				TOT	SOLO	ASST	SK	YDS	INT	YDS	LG	TD	PD	FF	FR
2016	BUFFALO	15	11	21	12	9	2.5	16.0	0	0	0	0	1	0	0
2017	BUFFALO	15	10	33	22	11	1.0	6.0	0	0	0	0	2	0	0
2018	BUFFALO	1	0	2	2	0	0.0	0.0	0	0	0	0	0	0	0
	CINCINNATI	4	0	6	2	4	1.0	8.0	0	0	0	0	0	0	0
NFL TOTALS		35	21	62	38	24	4.5	30.0	0	0	0	0	3	0	0

ADOLPHUS WASHINGTON'S NFL PLAYOFF STATS

YEAR	TEAM	GP	GS	TACKLES				INTERCEPTIONS					FUMBLES		
				TOT	SOLO	ASST	SK	YDS	INT	YDS	LG	TD	PD	FF	FR
2017	BUFFALO	1	1	1	1	0	0.0	0.0	0	0	0	0	0	0	0
NFL TOTALS		1	1	1	1	0	0.0	0.0	0	0	0	0	0	0	0

SINGLE-GAME CAREER HIGHS

- Tackles:** 6 vs. New England, 12/3/17
Sacks: 1 4 times, last: vs. Tampa Bay, 10/28/18
Passes Defensed: 1 3 times, last: at N.Y. Jets, 11/2/17



44

TRE' WATSON

LINEBACKER // 6-3 // 241 // MARYLAND '19
 ACQUIRED: FA, '19
 HOMETOWN: TAMPA, FLA. // BORN: 7/5/96
 NFL: ROOKIE SEASON // DOLPHINS: ROOKIE SEASON

BEFORE THE NFL

COLLEGE (MARYLAND):

- 1-year starter (2018).
- Graduate transfer from Illinois following his junior season (2017).
- 3-year letterman (2015-17) and 2-year starter at Illinois.

CAREER: Played in 12 games with 11 starts at Maryland; 114 tackles (70 solo), 1 sack, 5 interceptions, 8 passes defended, 1 forced fumble and 1 fumble recovery.

• Played in 33 games with 15 starts at Illinois; 188 tackles (83 solo), 2.5 sacks, 1 interception, 4 passes defended, 3 forced fumbles and 1 fumble recovery.

SENIOR (2018 AT MARYLAND): Played in 12 games with 11 starts; 114 tackles (70 solo), 1 sack, 5 interceptions, 8 passes defended, 1 forced fumble and 1 fumble recovery.

- 2nd-team All-American.
- 1st-team All-Big Ten.
- His 9.5 tackles per game and 5 interceptions both led the Big Ten.
- His 5 interceptions were tied for the most by a linebacker in school history.

JUNIOR (2017 AT ILLINOIS): Played in 9 games with 7 starts; 65 tackles (36 solo), 1.5 sacks, 1 interception, 3 passes defended and 1 fumble recovery.

- His 65 tackles were tied for 3rd on the team.
- Voted a team captain.

SOPHOMORE (2016 AT ILLINOIS): Played in all 12 games with 8 starts; 102 tackles (38 solo), 1 pass defended and 3 forced fumbles.

- Honorable mention All-Big Ten.
- His 102 tackles ranked 2nd on the team and were tied for 9th in the Big Ten.

REDSHIRT FRESHMAN (2015 AT ILLINOIS): Played in all 12 games; 21 tackles (9 solo) and 1 sack.

- Redshirted in 2014.

HIGH SCHOOL (TAMPA CATHOLIC HS – TAMPA, FLA.)

- Played linebacker and tight end.

SENIOR (2013): 164 tackles (96 solo), 8.5 sacks, 1 interception, 6 passes defended, 2 forced fumbles and 4 fumble recoveries; 11 receptions for 192 yards (17.5 avg.).

- 1st-team all-state.

JUNIOR (2012): 161 tackles, 16.5 sacks, 1 interception, 3 forced fumbles and 6 fumble recoveries; 2 blocked punts.

- 1st-team all-state.

OFF THE FIELD

PERSONAL:

- **MAJOR:** Community health.
- Father, Tim Watson, was a 6th-round pick (156th overall) by Green Bay in the 1993 NFL draft and played 4 NFL seasons with Kansas City (1993-95), the N.Y. Giants (1995) and Philadelphia (1997) as a defensive back.

TRE' WATSON'S COLLEGE STATS

YEAR	TEAM	GP	GS	TACKLES					INTERCEPTIONS				FUMBLES			
				TOT	SOLO	ASST	SK	YDS	INT	YDS	LG	TD	PD	FF	FR	
2015	ILLINOIS	12	0	21	9	12	1.0	7.0	0	0	0	0	0	0	0	0
2016	ILLINOIS	12	8	102	38	64	0.0	0.0	0	0	0	0	1	3	0	
2017	ILLINOIS	9	7	65	36	29	1.5	15.0	1	21	21	0	3	0	1	
2018	MARYLAND	12	11	114	70	44	1.0	7.0	5	51	36t	1	8	1	1	
NCAA TOTALS		45	26	302	153	149	3.5	29.0	6	72	36t	1	12	4	2	

ADDITIONAL STATS

Defensive Touchdowns: 1 in 2018.



CHRISTIAN WILKINS

DEFENSIVE TACKLE // 6-4 // 315 // CLEMSON '19
 ACQUIRED: D1, '19
 HOMETOWN: SPRINGFIELD, MASS. // BORN: 12/20/95
 NFL: ROOKIE SEASON // DOLPHINS: ROOKIE SEASON

BEFORE THE NFL

COLLEGE (CLEMSON):

- 4-year letterman (2015-18) and 3-year starter.
- CAREER:** Played in all 59 games with 45 starts; 191 tackles (94 solo), 16 sacks, 16 passes defended, 2 forced fumbles and 4 fumble recoveries; 2 blocked kicks; 4 carries for 13 yards (3.3 avg.) and 2 TDs; 2 receptions for 32 yards (16.0 avg.) and 1 TD.
- Finished his career tied for the most games played in school history (59).
- 1 of 4 players in school history to earn All-American honors in 3 different seasons.
- SENIOR (2018):** Started all 15 games; 50 tackles (26 solo), 6 sacks, 2 passes defended, 1 forced fumble and 2 fumble recoveries; 1 blocked kick; 3 carries for 3 yards (1.0 avg.) and 2 TDs.
- Won the William V. Campbell Trophy (nation's best scholar-athlete) and became the 1st player in school history to win the award.
- Unanimous 1st-team All-American.
- 1st-team All-ACC.
- Finalist for the Chuck Bednarik Award (nation's top defensive player).
- Finalist for the Bronko Nagurski Trophy (best defensive player).
- Finalist for the Outland Trophy (nation's best interior lineman).
- Finalist for the Lombardi Award (based on performance, leadership, character and resiliency).
- Finalist for the Lott IMPACT Trophy (best defensive player in character and performance).
- Finalist for the Senior CLASS Award (most outstanding senior).
- Helped his team win the College Football Playoff National Championship.
- Voted a team captain.

JUNIOR (2017): Started all 14 games; 60 tackles (26 solo), 4.5 sacks and 4 passes defended.

- Won the Bill Willis Award (nation's best defensive lineman).
- 1st-team All-American.
- 1st-team All-ACC.
- Served as a team captain.

SOPHOMORE (2016): Started all 15 games; 48 tackles (24 solo), 3.5 sacks, 10 passes defended and 2 fumble recoveries; 1 blocked kick; 1 carry for 10 yards; 1 reception for 1 yard and 1 TD.

- 1st-team All-American.
- 2nd-team All-ACC.
- Finalist for the Bronko Nagurski Trophy (nation's best defensive player).
- Helped his team win the College Football Playoff National Championship.

TRUE FRESHMAN (2015): Played in all 15 games with 1 start; 33 tackles (18 solo), 2 sacks and 1 forced fumble; 1 reception for 31 yards.

- Freshman All-American.

HIGH SCHOOL (SUFFIELD ACADEMY – SUFFIELD, CT.)

- Also lettered in basketball.
- CAREER:** Played in 35 games; 253 tackles, 28.5 sacks and 6 fumble recoveries.

SENIOR (2014): 71 tackles, 8 sacks and 4 forced fumbles.

JUNIOR (2013): 57 tackles.

SOPHOMORE (2012): 12 receptions for 209 yards (17.4 avg.) and 2 TDs.

OFF THE FIELD

PERSONAL:

- **MAJOR:** Communications.

CHRISTIAN WILKINS' COLLEGE STATS

YEAR	TEAM	GP	GS	TACKLES					INTERCEPTIONS					FUMBLES		
				TOT	SOLO	ASST	SK	YDS	INT	YDS	LG	TD	PD	FF	FR	
2015	CLEMSON	15	1	33	18	15	2.0	14.0	0	0	0	0	0	0	1	0
2016	CLEMSON	15	15	48	24	24	3.5	23.0	0	0	0	0	0	10	0	2
2017	CLEMSON	14	14	60	26	34	4.5	22.0	0	0	0	0	4	0	0	
2018	CLEMSON	15	15	50	26	24	6.0	41.0	0	0	0	0	2	1	2	
NCAA TOTALS		59	45	191	94	97	16.0	100.0	0	0	0	0	16	2	4	

ADDITIONAL STATS

Rushing: 1 for 10 yards in 2016, 3 for 3 yards (1.0 avg.) and 2 TDs in 2018 for total of 4 for 13 yards (3.3 avg.) and 2 TDs.

Receiving: 1 for 31 yards in 2015, 1 for 1 yard and 1 TD in 2016 for total of 2 for 32 yards (16.0 avg.) and 1 TD.

Blocked Kicks: 1 blocked field goal in 2016, 1 blocked extra point in 2018 for total of 2.



82

PRESTON
WILLIAMS

WIDE RECEIVER // 6-5 // 218 // COLORADO STATE '19
 ACQUIRED: FA, '19
 HOMETOWN: LOVEJOY, GA. // BORN: 3/27/97
 NFL: ROOKIE SEASON // DOLPHINS: ROOKIE SEASON

BEFORE THE NFL

COLLEGE (COLORADO STATE):

- 1-year starter (2018).
- Transferred from Tennessee following his sophomore season (2016).

CAREER: Played in all 12 games with 10 starts at Colorado State; 96 receptions for 1,345 yards (14.0 avg.) and 14 TDs; 4 carries for 13 yards (3.3 avg.); 6 kickoff returns for 119 yards (19.8 avg.); 2 punt returns for 1 yard (0.5 avg.).

• Played in 15 games with 3 starts at Tennessee; 16 receptions for 247 yards (15.4 avg.) and 2 TDs.

JUNIOR (2018 AT COLORADO STATE): Played in all 12 games with 10 starts; 96 receptions for 1,345 yards (14.0 avg.) and 14 TDs; 4 carries for 13 yards (3.3 avg.); 6 kickoff returns for 119 yards (19.8 avg.); 2 punt returns for 1 yard (0.5 avg.).

- 2nd-team All-American.
- 1st-team All-Mountain West.
- His 96 receptions ranked 3rd in FBS and tied for 2nd in single-season school history.
- His 14 receiving TDs were tied for 3rd in FBS and tied for 2nd in single-season school history.
- His 1,345 receiving yards ranked 4th in FBS and 3rd in single-season school history.

REDSHIRT JUNIOR (2017 AT COLORADO STATE):

- Sat out season under NCAA guidelines following transfer.
- Lettered in track and field.

- All-Mountain West in the indoor triple jump.
- SOPHOMORE (2016 AT TENNESSEE):** Played in 7 games with 2 starts; 9 receptions for 89 yards (9.9 avg.).
- TRUE FRESHMAN (2015 AT TENNESSEE):** Played in 8 games with 1 start; 7 receptions for 158 yards (22.6 avg.) and 2 TDs.

HIGH SCHOOL (LOVEJOY HS – LOVEJOY, GA.)

- Played wide receiver and defensive back.
- Also lettered in track and field.
- Won the state title in the long jump his senior year.

CAREER: 99 receptions for 2,318 yards (23.4 avg.) and 27 TDs combined over junior and senior seasons.

SENIOR (2014):

- 1st-team all-state.
- JUNIOR (2013):** 3 punt return TDs and 2 interceptions returned for TDs.
- 1st-team all-state.
 - State offensive player of the year.

OFF THE FIELD

PERSONAL:

- **MAJOR:** Theatre.

PRESTON WILLIAMS' COLLEGE STATS

YEAR	TEAM	GP	GS	RECEIVING				RUSHING					
				REC	YDS	AVG	LG	TD	ATT	YDS	AVG	LG	TD
2015	TENNESSEE	8	1	7	158	22.6	49	2	0	0	0.0	0	0
2016	TENNESSEE	7	2	9	89	9.9	19	0	0	0	0.0	0	0
2017	COLORADO STATE												
2018	COLORADO STATE	12	10	96	1345	14.0	69	14	4	13	3.3	7	0
NCAA TOTALS		27	13	112	1592	14.2	69	16	4	13	3.3	7	0

ADDITIONAL STATS

- Kickoff Returns:** (Colorado State) 6 for 119 yards (19.8 avg.) in 2018.
- Punt Returns:** (Colorado State) 2 for 1 yard (0.5 avg.) in 2018.



15

ALBERT WILSON

WIDE RECEIVER // 5-9 // 195 // GEORGIA STATE '14
ACQUIRED: UFA, '18 (KC)
HOMETOWN: FORT PIERCE, FLA. // BORN: 7/12/92
NFL: SIXTH SEASON // DOLPHINS: SECOND SEASON

NFL CAREER

TRANSACTIONS:

- Signed by Miami as an unrestricted free agent from Kansas City on March 15, 2018.
- Signed by Kansas City as an undrafted college free agent on May 12, 2014.

CAREER HONORS:

- AFC Offensive Player of the Week (vs. Chicago, 10/14/18).

CAREER HIGHLIGHTS:

- Played in 62 career games with 29 starts.
- 150 receptions for 1,935 yards (12.9 avg.) and 11 TDs.
- 18 carries for 98 yards (5.4 avg.) and 1 TD.
- 1-of-1 passing (100.0 pct.) for 52 yards (52.0 avg.) and 1 TD.
- 3 kickoff returns for 52 yards (17.3 avg.).
- 8 special teams tackles (6 solo) and 1 forced fumble.
- In 2018, his 12.9 yards after catch average was 2nd in the NFL (min. 20 receptions).
- In 2018, his 11.2 yards per target average was 5th in the NFL (min. 30 targets).

2018 (MIAMI):

- Played in 7 games with 3 starts.
- 26 receptions for 391 yards (15.0 avg.) and 4 TDs; 8 carries for 16 yards (2.0 avg.); 1-of-1 passes for 52 yards (52.0 avg.) and 1 TD.
- 2 special teams tackles (1 solo).
- His 12.9 yards after catch average was 2nd in the NFL (min. 20 receptions).
- His 11.2 yards per target average was 5th in the NFL (min. 30 targets).
- Missed the rest of the season after being placed on injured reserve on Oct. 24.

AT N.Y. JETS (9/16): 3 receptions for 37 yards (12.3 avg.) and 1 TD.

- Caught a 29-yard TD pass in the 2nd quarter to put the Dolphins up 14-0. It was his first TD catch as a member of the Dolphins.

VS. OAKLAND (9/23): 2 receptions for 74 yards (37.0 avg.) and 1 TD; Completed 1-of-1 passes for 52 yards (52.0 avg.) and 1 TD.

- Threw a 52-yard TD pass to WR Jakeem Grant in the 4th quarter to put Miami up 21-17.

- It was the 1st pass attempt and completion of his career and the the longest TD pass by a non-quarterback in Dolphins history.
- Caught a 74-yard TD pass from QB Ryan Tannehill with 2:00 remaining in the game to extend Miami's lead 28-17.
- Became the 1st Dolphins player to throw and catch a touchdown pass in the same game since WR Mark Clayton threw a 48-yard touchdown pass to WR Mark Duper and caught a 14-yard touchdown pass from QB Dan Marino against Buffalo in 1983.
- Became the 4th player in NFL history to record a passing and receiving touchdown of 50+ yards in the same game and 1st since WR David Patten (NE) in 2001.

VS. CHICAGO (10/14): 6 receptions for 155 yards (25.8 avg.) and 2 TDs; 1 carry for -5 yards (-5.0 avg.).

- Scored on a 43-yard TD pass from QB Brock Osweiler to tie the game at 21 with 9:08 remain in the 4th quarter.
- Caught a 75 yard TD pass to tie the game at 28 with 3:01 remaining in the 4th quarter.
- His 150 receiving yards in the 4th quarter were the third-most in the 4th quarter of an NFL game since 1991.

HONORS:

- AFC Offensive Player of the Week (vs. Chicago, 10/14).

2017 (KANSAS CITY):

- Played in 13 games with 7 starts.
- Inactive for 3 games.
- 42 receptions for 554 yards (13.2 avg.) and 3 TDs; 3 carries for 6 yards (2.0 avg.).

AT OAKLAND (10/19): 1 reception for 63 yards and 1 TD.

- Caught a 63-yard TD pass from QB Alex Smith to give the Chiefs a 3rd-quarter lead.

VS. BUFFALO (11/26): 3 receptions for 36 yards (12.0 avg.) and 1 TD.

- Reeled in a 19-yard TD pass on the team's opening possession of the 2nd half.

AT DENVER (12/31): 10 receptions for 147 yards (14.7 avg.).

- It was the 1st 100-yard game of his career.

POSTSEASON:

AFC WILD CARD VS. TENNESSEE (1/6): 2

receptions for 26 yards (13.0 avg.).

2016 (KANSAS CITY):

- Played in all 16 games with 5 starts.
- 31 receptions for 279 yards (9.0 avg.) and 2 TDs; 2 carries for 50 yards (25.0 avg.) and 1 TD.

AT PITTSBURGH (10/2): 5 receptions for 52 yards (10.4 avg.).

VS. JACKSONVILLE (11/6): 3 receptions for 42 yards (14.0 avg.) and 1 TD.

- Caught a 23-yard TD pass from QB Nick Foles to give his team a 1st quarter lead.

AT ATLANTA (12/4): 4 receptions for 48 yards (12.0 avg.); 1 carry for 55 yards and 1 TD.

- Scored on a 55-yard carry in the 3rd quarter for his 1st career rushing TD.

POSTSEASON:

AFC DIVISIONAL VS. PITTSBURGH (1/15): 2 receptions for 3 yards (1.5 avg.) and 1 TD.

- Caught a 5-yard TD pass from QB Alex Smith in the 1st quarter to give Kansas City an early lead.

2015 (KANSAS CITY):

- Played in 14 games with 12 starts.
- Inactive for 2 games.
- 35 receptions for 451 yards (12.9 avg.) and 2 TDs; 5 carries for 26 yards (5.2 avg.).

AT MINNESOTA (10/18): 3 receptions for 57 yards (19.0 avg.) and 1 TD.

- Caught a 42-yard TD pass from QB Alex Smith in the 4th quarter to make it a 1 score game.
- It was the first TD reception of his career.

VS. PITTSBURGH (10/25): 3 receptions for 71 yards (23.7 avg.).

VS. SAN DIEGO (12/13): 4 receptions for 87 yards (21.8 avg.) and 1 TD.

- Caught a 44-yard TD pass from QB Alex Smith that would ultimately be the deciding score in the victory.

POSTSEASON:

AFC WILD CARD AT HOUSTON (1/9): 2 receptions for 9 yards (4.5 avg.).

AFC DIVISIONAL AT NEW ENGLAND (1/16): 5 receptions for 57 yards (11.4 avg.) and 1 TD.

- Caught a 10-yard TD pass from Smith to make it a 1-score game in the 3rd quarter.

2014 (KANSAS CITY):

- Played in 12 games with 2 starts.
- Inactive for 4 games.
- 16 receptions for 260 yards (16.3 avg.).

VS. TENNESSEE (9/7): Played but did not record any stats.

- Made his NFL debut.

AT ARIZONA (12/7): 4 receptions for 53 yards (13.3 avg.).

- Made his first NFL start.

AT PITTSBURGH (12/21): 5 receptions for 87 yards (17.4 avg.).

BEFORE THE NFL

COLLEGE (GEORGIA STATE):

- 4-year letterman (2010-13) and 3-year starter.

CAREER: Played in 42 games with 29 starts; 175

receptions for 3,190 yards (18.2 avg.) and 23 TDs; 47 carries for 331 yards (7.0 avg.) and 1 TD; 95 kickoff returns for 2,328 yards (24.5 avg.) and 2 TDs; 41 punt returns for 374 yards (9.1 avg.); 0-for-2 passing.

• Left as the school's all-time leader in nearly every receiving category, including receptions (175), receiving yards (3,190) and receiving TDs (23).

• His career total of 6,235 all-purpose yards ranked among the top 30 in NCAA history when he left school.

• Left Georgia State as the school's all-time leading scorer with 26 TDs and 156 points.

• Also left school as the program's all-time leader in kickoff returns (95), kickoff return yards (2,338), punt returns (41) and punt return yards (376).

• Became the 1st player in school history to be invited to the NFL Scouting Combine.

SENIOR (2013): Started all 12 games; 71 receptions for 1,177 yards (16.6 avg.) and 8 TDs; 24 carries for 251 yards (10.5 avg.) and 1 TD; 31 kickoff returns for 720 yards (23.2 avg.); 15 punt returns for 125 yards (8.3 avg.).

• 1st-team All-Sun Belt at wide receiver and 2nd-team All-Sun Belt as an all-purpose player.

• His 190.2 all-purpose yards per game was 2nd in FBS.

• His 98.1 receiving yards per game led the Sun Belt and his 5.9 receptions per game were 2nd.

• Set single-season school records in receptions (71), receiving yards (1,177), receiving TDs (8) and all-purpose yards (2,283).

• Honorable mention All-American.

• Team captain.

JUNIOR (2012): Played in all 11 games with 10 starts; 48 receptions for 947 yards (19.7 avg.) and 7 TDs; 8 carries for 18 yards (2.3 avg.); 29 kickoff returns for 751 yards (25.9 avg.) and 1 TD; 10 punt returns for 94 yards (9.4 avg.).

• His 164.5 all-purpose yards per game led the CAA and his 86.1 receiving yards per game were 4th in the conference.

• CAA Co-Special Teams Player of the Year.

• 1st-team All-CAA at kickoff returner and 3rd-team All-CAA at wide receiver.

• Team co-MVP for offense and MVP for special teams.

SOPHOMORE (2011): Played in 9 games with 7 starts; 37 receptions for 772 yards (20.9 avg.) and 6 TDs; 4 carries for 44 yards (11.0 avg.); 13 kickoff returns for 239 yards (18.4 avg.); 13 punt returns for 155 yards (11.9 avg.).

• His 11.9 punt return average was 8th in FCS and his 85.8 receiving yards per game were 20th.

TRUE FRESHMAN (2010): Played in 10 games; 19 receptions for 294 yards (15.5 avg.) and 2 TDs; 11 carries for 18 yards (1.6 avg.); 22 kickoff returns for 618 yards (28.1 avg.) and 1 TD; 3 punt returns for 2 yards (0.7 avg.).

• Team MVP on special teams.

HIGH SCHOOL (PORT ST. LUCIE HS – PORT ST. LUCIE, FLA.)

- Played quarterback and defense.

SENIOR (2009): 1,029 passing yards and 9 TDs; 824

rushing yards and 11 TDs; 81 receiving yards; 132 interception return yards; 565 kickoff/punt return yards.

- All-Area Offensive Player of the Year.

OFF THE FIELD

COMMUNITY:

- Started the Albert Wilson Foundation to enhance the lives of youth in foster care and underserved communities.
- Served as a mentor with Big Brothers, Big Sisters of Kansas City.
- Partnered with St. Lucie County Public Schools

to promote higher learning and academic excellence.

- Annually hosts a back-to-school drive and free youth football camp in his hometown of Fort Pierce.
- Partnered with Chiefs WR Chris Conley to donate \$100 per catch in the 2017 season to benefit the Catch A Break program that provides teenage boys in foster care with vouchers to purchase school clothes and shoes.

PERSONAL:

- **MAJOR:** Sociology.

ALBERT WILSON'S NFL REGULAR SEASON STATS

YEAR	TEAM	GP	GS	RECEIVING				RUSHING					
				REC	YDS	AVG	LG	TD	ATT	YDS	AVG	LG	TD
2014	KANSAS CITY	12	2	16	260	16.3	48	0	0	0	0.0	0	0
2015	KANSAS CITY	14	12	35	451	12.9	44t	2	5	26	5.2	8	0
2016	KANSAS CITY	16	5	31	279	9.0	42	2	2	50	25.0	55t	1
2017	KANSAS CITY	13	7	42	554	13.2	63t	3	3	6	2.0	6	0
2018	MIAMI	7	3	26	391	15.0	75t	4	8	16	2.0	5	0
NFL TOTALS		62	29	150	1935	12.9	75t	11	18	98	5.4	55t	1

ALBERT WILSON'S NFL PLAYOFF STATS

YEAR	TEAM	GP	GS	RECEIVING				RUSHING					
				REC	YDS	AVG	LG	TD	ATT	YDS	AVG	LG	TD
2015	KANSAS CITY	2	2	7	66	9.4	19	1	2	11	5.5	9	0
2016	KANSAS CITY	1	1	2	3	1.5	5t	1	0	0	0.0	0	0
2017	KANSAS CITY	1	1	2	26	13.0	18	0	0	0	0.0	0	0
PLAYOFF TOTALS		4	4	11	95	8.6	19	2	2	11	5.5	9	0

ADDITIONAL STATS

Passing: (Miami) 1-for-1 (100.0 pct.) for 52 yards and 1 TD in 2018.

Kickoff Returns: (Kansas City) 1 for 21 yards in 2014, 1 for 13 yards in 2016, 1 for 18 yards in 2017 for total of 3 for 52 yards (17.3 avg.).

Special Teams Tackles: (Kansas City) 3 in 2014, 1 in 2015, 2 in 2016, (Miami) 2 in 2018 for total of 8 (P-1).

Miscellaneous Tackles: (Kansas City) 3 in 2016, 1 in 2017, (Miami) 1 in 2018 for total of 5.

Special Teams Forced Fumbles: (Kansas City) 1 in 2014.

SINGLE-GAME CAREER HIGHS

Receptions: 10 at Denver, 12/31/17
Receiving Yards: 155 vs. Chicago, 10/14/18
Longest Reception: 63t at Oakland, 10/19/17
Receiving TDs: 1 9 times, last: vs. Oakland, 9/23/18

100-YARD RECEIVING GAMES (1)

DATE	OPPONENT	REC	YDS	AVG	LG	TD
12/31/17	at Denver	10	147	14.7	24	0
10/14/18	vs. Chicago	6	155	25.8	75t	2

2014 GAME-BY-GAME STATS (KANSAS CITY)

DATE	OPPONENT	P/S	REC	YDS	AVG	LG	TD
09/07	TENNESSEE	1/0	0	0	0.0	-	0
09/14	at Denver						INACTIVE
09/21	at Miami						INACTIVE
09/29	NEW ENGLAND						INACTIVE
10/5	at San Francisco						INACTIVE
10/19	at San Diego	1/0	1	11	11.0	11	0
10/26	ST. LOUIS	1/0	0	0	0.0	-	0
11/02	N.Y. JETS	1/0	1	13	13.0	13	0
11/09	at Buffalo	1/0	0	0	0.0	-	0
11/16	SEATTLE	1/0	0	0	0.0	-	0
11/20	at Oakland	1/0	2	27	13.5	23	0
11/30	DENVER	1/0	0	0	0.0	-	0
12/07	at Arizona	1/1	4	53	13.3	22	0
12/14	OAKLAND	1/0	3	69	23.0	48	0
12/21	at Pittsburgh	1/1	5	87	17.4	33	0
12/28	SAN DIEGO	1/0	0	0	0.0	-	0
2014 TOTALS		12/2	16	260	16.3	48	0

2015 GAME-BY-GAME STATS (KANSAS CITY)

DATE	OPPONENT	P/S	REC	YDS	AVG	LG	TD
09/13	at Houston	1/1	3	25	8.3	13	0
09/17	DENVER	1/1	0	0	0.0	-	0
09/28	at Green Bay	1/0	0	0	0.0	-	0
10/4	at Cincinnati						
10/11	CHICAGO						
10/18	at Minnesota	1/0	3	57	19.0	42t	1
10/25	PITTSBURGH	1/1	3	71	23.7	40	0
11/01	DETROIT	1/1	3	12	4.0	6	0
11/15	at Denver	1/1	1	16	16.0	16	0
11/22	at San Diego	1/1	4	56	14.0	27	0
11/29	BUFFALO	1/1	3	25	8.3	16	0
12/06	at Oakland	1/1	1	17	17.0	17	0
12/13	SAN DIEGO	1/1	4	87	21.8	44t	1
12/20	at Baltimore	1/1	4	27	6.8	11	0
12/27	CLEVELAND	1/1	3	34	11.3	19	0
01/03	OAKLAND	1/1	3	24	8.0	14	0
2015 TOTALS		14/12	35	451	12.9	44t	2

DATE	OPPONENT	P/S	REC	YDS	AVG	LG	TD
01/09	at Houston*	1/1	2	9	4.5	6	0
01/16	at New England**	1/1	5	57	11.4	19	1
PLAYOFF TOTALS		2/2	7	66	9.4	19	1

* AFC Wild Card game

** AFC Divisional game

2016 GAME-BY-GAME STATS (KANSAS CITY)

DATE	OPPONENT	P/S	REC	YDS	AVG	LG	TD
09/11	SAN DIEGO	1/1	3	1	0.3	3	0
09/18	at Houston	1/0	2	11	5.5	7	0
09/25	N.Y. JETS	1/0	0	0	0.0	-	0
10/02	at Pittsburgh	1/0	5	52	10.4	17	0
10/16	at Oakland	1/0	1	26	26.0	26	0
10/23	NEW ORLEANS	1/0	1	4	4.0	4	0
10/30	at Indianapolis	1/1	0	0	0.0	-	0
11/06	JACKSONVILLE	1/0	3	42	14.0	23t	1
11/13	at Carolina	1/1	4	25	6.3	10	0
11/20	TAMPA BAY	1/1	4	19	4.8	7	1
11/27	at Denver	1/0	2	6	3.0	4	0
12/04	at Atlanta	1/1	4	48	12.0	21	0
12/08	OAKLAND	1/0	0	0	0.0	-	0
12/18	TENNESSEE	1/0	0	0	0.0	-	0
12/25	DENVER	1/0	1	3	3.0	3	0
01/01	at San Diego	1/0	1	42	42.0	42	0
2016 TOTALS		16/5	31	279	9.0	42	2

DATE	OPPONENT	P/S	REC	YDS	AVG	LG	TD
01/08	PITTSBURGH*	1/1	2	3	1.5	5t	1

* AFC Divisional game

2017 GAME-BY-GAME STATS (KANSAS CITY)

DATE	OPPONENT	P/S	REC	YDS	AVG	LG	TD
09/07	at New England	1/0	5	37	7.4	13	0
09/17	PHILADELPHIA	1/0	2	22	11.0	12	0
09/24	at L.A. Chargers	1/0	3	18	6.0	11	1
10/02	WASHINGTON	1/1	4	63	15.8	37	0
10/08	at Houston	1/1	2	18	9.0	12	0
11/15	PITTSBURGH						
10/19	at Oakland	1/0	1	63	63.0	63t	1
10/30	DENVER	1/0	0	0	0.0	-	0
11/5	at Dallas						
11/19	at N.Y. Giants						
11/26	BUFFALO	1/1	3	36	12.0	19t	1
12/03	at N.Y. Jets	1/1	3	27	9.0	11	0
12/10	OAKLAND	1/1	5	72	14.4	36	0
12/16	L.A. CHARGERS	1/1	1	15	15.0	15	0
12/24	MIAMI	1/1	3	36	12.0	13	0
12/31	at Denver	1/0	10	147	14.7	24	0
2017 TOTALS		13/7	42	557	13.2	63t	3

DATE	OPPONENT	P/S	REC	YDS	AVG	LG	TD
01/08	TENNESSEE*	1/1	2	26	13.0	18	0

* AFC Wild Card game

2018 GAME-BY-GAME STATS (MIAMI)

DATE	OPPONENT	P/S	REC	YDS	AVG	LG	TD
09/09	TENNESSEE	1/0	3	31	10.3	21	0
09/16	at N.Y. Jets	1/0	3	37	12.3	29t	1
09/23	OAKLAND	1/0	2	74	37.0	74t	1
09/30	at New England	1/1	4	19	4.8	13	0
10/07	at Cincinnati	1/0	5	43	8.6	16	0
10/14	CHICAGO	1/1	6	155	25.8	75t	2
10/21	DETROIT	1/1	3	32	10.7	25	0
10/25	at Houston						
11/04	N.Y. JETS						
11/11	at Green Bay						
11/25	at Indianapolis						
12/02	BUFFALO						
12/09	NEW ENGLAND						
12/16	at Minnesota						
TBD	JACKSONVILLE						
12/30	at Buffalo						
2018 TOTALS		7/3	26	391	15.0	75t	4



33

JOMAL WILTZ

CORNERBACK // 5-10 // 180 // IOWA STATE '17
ACQUIRED: FA, '19
HOMETOWN: HOUSTON, TEXAS // BORN: 10/23/94
NFL: FIRST SEASON // DOLPHINS: FIRST SEASON

NFL CAREER

TRANSACTIONS:

- Signed by Miami on Feb. 15, 2019.
- Released from New England's practice squad on Feb. 4, 2019.
- Signed to New England's practice squad on Sept. 2, 2018.
- Waived by New England on Sept. 1, 2018.
- Signed to New England's practice squad on Sept. 25, 2017.
- Released from New England's practice squad on Sept. 20, 2017.
- Signed to New England's practice squad on Sept. 7, 2017.
- Waived by Philadelphia on Sept. 2, 2017.
- Signed by Philadelphia as an undrafted college free agent on May 11, 2017.

2018 (NEW ENGLAND):

- Spent the entire season on New England's practice squad.

2017 (PHILADELPHIA/NEW ENGLAND):

- Spent two stints on New England's practice squad.
- Spent the offseason and training camp with Philadelphia before being waived on Sept. 2.

BEFORE THE NFL

COLLEGE (IOWA STATE):

- 2-year letterman (2015-16) and 1-year starter.
- Transferred from Trinity Valley Community College (Texas) following his sophomore season (2014).
- Also competed in track and field at Iowa State in 2016 and 2017.

CAREER (AT IOWA STATE): Played in 24 games with 18 starts; 90 tackles (60 solo), 0.5 sacks, 2 interceptions and 19 passes defended; 12 kickoff returns for 271 yards (22.6 avg.).

SENIOR (2016 AT IOWA STATE): Played in all 12 games with 11 starts; 49 tackles (32 solo), 0.5 sacks, 2 interceptions and 11 passes defended.

- Honorable mention All-Big 12.
- Named team's defensive MVP.
- His 11 passes defended ranked 2nd on the team and 7th in the Big 12.

JUNIOR (2015 AT IOWA STATE): Played in all 12 games with 7 starts; 41 tackles (28 solo) and 8 passes defended; 12 kickoff returns for 271 yards (22.6 avg.).

SOPHOMORE (2014 AT TRINITY VALLEY CC): 79 tackles, 1 interception and 15 passes defended.

- 1st-team all-conference.
- Helped team finish with a 12-0 record.

TRUE FRESHMAN (2013 AT TRINITY VALLEY CC): 45 tackles, 1 interception and 12 passes defended.

HIGH SCHOOL (NORTH SHORE HS – GALENA PARK, TEXAS)

- Also competed in track and field.
- Was an all-state performer in the long jump and 100 meters his senior year.

SENIOR (2012): 2nd-team all-district.

OFF THE FIELD

PERSONAL:

- **MAJOR:** Kinesiology and health.