




MERCEDES-BENZ SUPERDOME

COVID-19 OPERATIONAL GUIDE





WELCOME TO THE MERCEDES-BENZ SUPERDOME

The New Orleans Saints welcome you to the Crescent City. This game day guide is provided to help you navigate the Mercedes-Benz Superdome amongst the COVID-19 – related changes and protocols in the building for the 2020 season. Inside this guide, you will find media access areas, parking information, stadium map and more.

The Saints 2020 media guide and all team materials are available online at
neworleansaints.com/media.

Please contact the Saints communications staff if you have further questions

SAINTS COMMUNICATIONS STAFF

Greg Bensel, Senior VP of Communications/Broadcasting

greg.bensel@saints.nfl.com

o) 504/731-1848 c) 504/453-2318

Doug Miller, Exec. Dir. of Football Communications

doug.miller@saints.nfl.com

o) 504/731-1895 c) 985/789-2645

Justin Macione, Director of Football Communications

justin.macione@saints.nfl.com

o) 504/731-1848 c) 504-508-1794

Evan Meyers, Football Communications Manager

evan.meyers@saints.nfl.com

o) 504/731-1844 c) 504/352-7301

Jordy Spitale, Corporate Communications Manager

jordy.spitale@saints.nfl.com

o) 504/731-1894 c) 504/615-8820

Davis Friend, Football Communications Associate

davis.friend@saints.nfl.com

o) 504/731-1842 c) 504/717-7392

OTHER GAMEDAY CONTACTS

Ian Tigchelaar, Saints Stadium Contact

ian.tigchelaar@saints.nfl.com

o) 504/731-1798 c) 504/439-0264

Ernie Kain, Frequency Coordinator

EFCSaints@nfl.com

o) 504/731-1895 c) 504/481-2327

Bradley Latham, Superdome Technical Contact

bradley.latham@asmneworleans.com

o) 504/587-8800

Kenneth Scott, Superdome Security Contact

kenneth.scott@asmneworleans.com

o) 504/587-3909 c) 504/259-0539

William Dede, Superdome Operations Contact

william.dede@asmneworleans.com

o) 504/587-3837 c) 504/301-6620

Dan McIlhargy, Superdome Parking Manager

dan.mcilhargy@asmneworleans.com

o) 504/587-3801 c) 504/220-4206



PRESS BOX LANDLINES

Saints Communications

504/729-5590

Visiting Communications

504/729-5594

2020 MEDIA ENTRANCE

Please enter the Mercedes-Benz Superdome through the Gate A Ground Level entrance located on the north side of the stadium. All media must go through security and medical protocols prior to entering the stadium. Media will call opens four hours prior to kickoff. A current ID must be presented and shown to the media will call representative to receive credentials. Entrance to the loading dock will only be allowed for broadcasting television network personnel for the 2020 season.

COVID-19 POLICIES

Anyone who is experiencing any symptoms associated with the COVID-19 virus (fever, coughing, loss of taste or appetite, etc.) will be instructed to remain at home, and will be encouraged to get tested for the virus. You must wear a facemask at all times and follow all social distancing guidelines while in the Mercedes-Benz Superdome. Upon arrival, all credentialed personnel will be temperature checked and are required to answer a questionnaire. Anyone that has fever or any symptoms will be asked to leave the premises immediately. Please contact a member of the Saints communications staff if you have any questions.

DIRECTIONS TO PRESS BOX

The traditional ground level access to Elevator 8 will be closed for the entire 2020 season to enforce the NFL's COVID-19 procedures and protocols. Upon entering Gate A Ground, media will immediately take the Gate A escalators to the terrace level (500-level) of the Mercedes-Benz Superdome, take a right, walk up the ramp towards Elevator 8. Please remember to stay socially distant while waiting for the elevator. Elevator 8 will be limited to four occupants per ride. Please take the elevator to Floor 7 – Press Box and exit through the rear side of the elevator. Once on the press level, please head straight to your designated seating area and remain socially distant at all times.

DIRECTIONS TO OPERATIONAL ZONE

Upon entering Gate A Ground, all approved personnel will receive a designated armband that should be worn at all times. Once you receive your armband, take the Gate A escalators to the plaza level (100-level) and follow the signs directing you to the operational zone.

DIRECTIONS TO PHOTO WORKROOM

Please note that the photo workroom has been relocated from ground level for the 2020 season. Upon entering Gate A Ground, take the Gate A escalators to the mezzanine level (one level from the ground level). The new workroom is located on the left side.



PHOTO VESTS

Photo vests will be available at the Gate A media will call entrance and must be worn at all times. Vests must be returned in the photo workroom after the game.

FREQUENCY COORDINATION

Please be advised that if you are employing a radio frequency communications device (cell phones excluded), you must submit your coordination request using the NFL's Event Frequency Coordination System at EFC.NFL.NET.

The device and frequency under which it operates must be submitted in advance to avoid interference with the many radio frequency devices used at NFL games.

The request for a dedicated wireless frequency must be made by Tuesday of game week (for a typical Sunday game). Should coverage plans develop after Tuesday of game week, requests will be received in the order they are received.

Due to FCC regulations, it will be difficult to accommodate all requests. Those with late requests, as a general rule, should be prepared to work in a wired fashion.

As a reminder, if you arrive at the stadium and have not pre-coordinated your frequency, the Event Frequency Coordinators (EFC's) will inform you that you cannot operate your equipment in wireless fashion. You must work in wired mod. You will not be denied entry to the stadium simple for arriving at the venue without having coordinate.

Should you be discovered using wireless equipment with an uncoordinated frequency, the equipment must be removed from the stadium. You will not lose your game credential and may still have access to media services.

The Frequency Coordination program is in its 21st year of existence, helping to seamlessly coordinate the operation of a variety of radio frequency transmitting devices during NFL games and events, including referees' wireless microphones, official-to-official communication system, coach-to-player radios, wireless coaches' intercom systems, PR department communications, team video production, instant replay, team and NFL security as well as public safety operations. Other stadium service provers, including concessionaires, emergency services, parking lot attendants, etc., all employ transmitting devices.

The New Orleans Saints Event Frequency Coordinator, Ernie Kain, can be reached via email at EFCSaints@nfl.com. On gameday he will be located in Aux D of the press box.

MEDIA PARKING LOT

For the Saints vs. Tampa Bay game on Sunday, September 13, all approved media will be parking in Garage 5, Rows D-E-F-G which is located on the Southwest corner of the Mercedes-Benz Superdome, using the Saints Mobile app. Once you enter the garage, the parking will be in a general



admission format. Please walk to the north side of the building to access Gate A Ground (the new designated media entrance).

SATELLITE TRUCK PARKING

If any of your TV stations need satellite parking along the Mercedes-Benz Superdome, they should also contact Dan McIlhargy at 504/587-3801 in advance so he can assist with a parking location and any other connection needs. Please be aware that access to certain ground level locations for connectivity, parking and live shots will not be available in 2020.

LIVE SHOTS

Please contact the Saints Communications Department five days in advance of the game for all live shot requests inside the Mercedes-Benz Superdome and for on the grounds outside of the stadium.

PHOTO WORKROOM

Meals, bottled waters and soda for TV, still and social media photographers will be served in the photo workroom (located in the Gate A Mezz Area), as well as power, high-speed internet (both wired and wireless). Televisions and tables are also available with assigned seating. Restrooms are located outside the photo workroom.

PHONE LINES

The press box and photo workroom are wireless at the Mercedes-Benz Superdome. Any media looking to set up a phone line at the stadium should contact Bradley Latham at 504/587-8800.

PRESS BOX

The press box is located on the western side of the stadium and can be accessed by Elevator 8 on the terrace level (500-level) .

The Saints communications staff will be seated in row 1, seats 1-4 and the visiting team's communications staff will be seated in row 1, seats 110-114. Seating charts and booth assignments will be posted in the press box. Your seat is assigned. Please do not sit in seats not assigned or in empty seats next to you and follow all social distancing orders.

Prepared pre-game meals will be available in the press box. Beverage services, including coffee, will be offered throughout gameday.

Following the game, elevator 8 will not be available for approximately 10-15 minutes following the end of the contest as visiting team tier 1 and tier 2 officials receive priority to exit the press box first. Please remain in your designated area during this time and stay at a minimum of 12' away from tier 1 and 2 personnel. It will be announced when media and non-tier 1 and 2 staff can exit the press box by elevator 8.

Media cannot enter the visiting team seating area in Aux B.



POSTGAME MEDIA SESSIONS

The Saints will not have in-person interview sessions postgame in 2020, with all sessions taking place virtually. The Saints and visiting teams will have a 10-12 minute cooling off period postgame. Head coaches and key players from each team will meet the media virtually. Please inform the Saints Communications department regarding link information for postgame virtual availabilities

The Saints virtual podium interview sessions will also be streamed live on neworleanssaints.com and will be available upon request for use by broadcast entities. Full transcripts for each coach and player virtual media session will provided digitally in a timely manner with printed copies available.

Please let the Saints communications staff know three days prior to a home game if you want to be added to the post-game quote email.

VISITING OWNER SUITE

The Visiting Owner's suite is suite 403 and is accessible via elevator 8. Upon request, statistics will be delivered after the first three quarters.



New Orleans Saints Media Information

Please visit the Saints Media Site for all our publications and information:

<https://www.neworleanssaints.com/media/>

2020 Saints Media Guide:

<https://static.clubs.nfl.com/image/upload/saints/uxpymnpwaqusgrcva5km.pdf>

Transcripts: <https://www.neworleanssaints.com/media/transcripts>

Video interviews:

<https://www.neworleanssaints.com/video/> **Audio**

interviews:

<https://www.neworleanssaints.com/audio/>

Coordinators/Assistants Pressers: <https://saints-pelicans.cimediacloud.com/r/sUaGg0GQGDBH> **Sean**

Payton/Player Press Conferences:

<https://saints-pelicans.cimediacloud.com/r/d7GoQJVHOfZQ>

Practice B-Roll Footage and Pool Photos:

Link: <http://ftp.fox8live.com>

Username: wvuepool

Password:\$@ints2020!

Edwin Goode (731-394-0010)



NEW ORLEANS

SAINTS

Mercedes-Benz Superdome



Claiborne Ave.

GATE G

Media Mill Call
NW Parking Garage
Ground Level

GARAGE 5

GARAGE 6

GATE F

GATE H

Lite
Miller Lite Pub
Plaza Level

Girod St.

Poydras St.

Entergy
GATE E

Ochsner
GATE A

Ticket Office
Saints Mill Call
Ground Level

CONCRETE OFFICE
CONCRETE SOLUTIONS

Saints Team Shop
Plaza Level

Saints Hall of Fame
Plaza Level

GATE D

GATE B

GARAGE 2

GARAGE 1

Mercedes-Benz

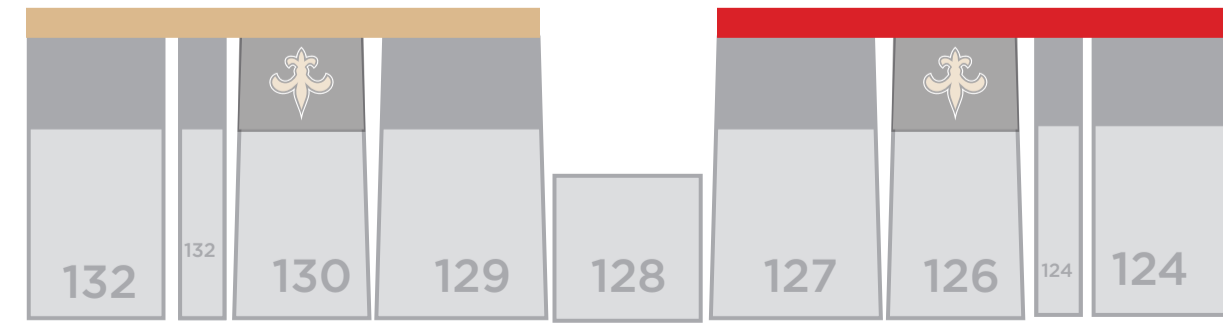
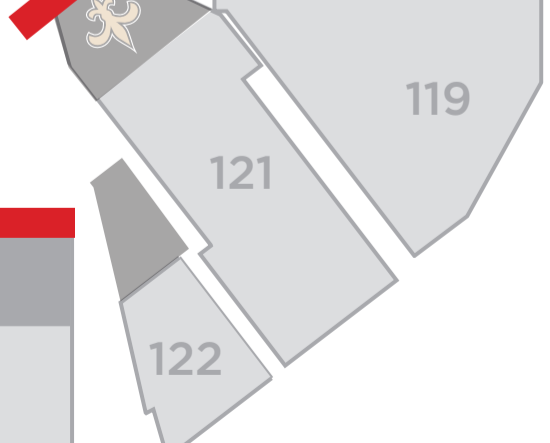
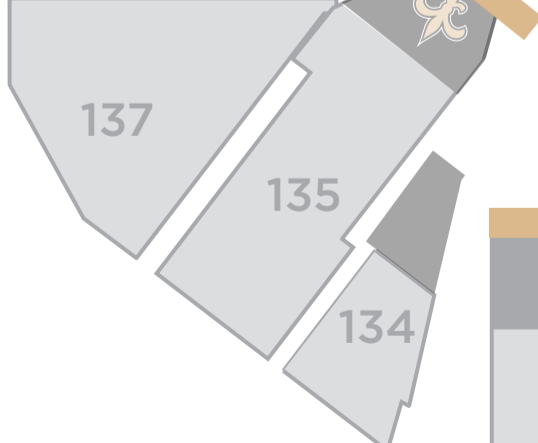
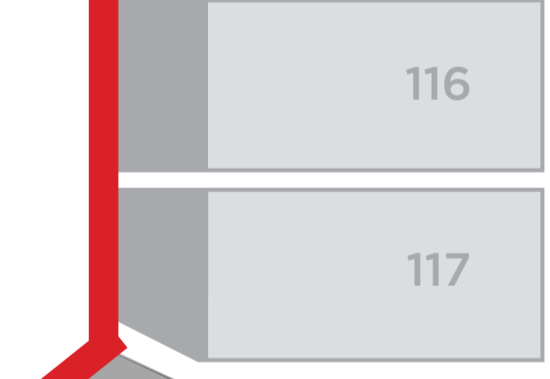

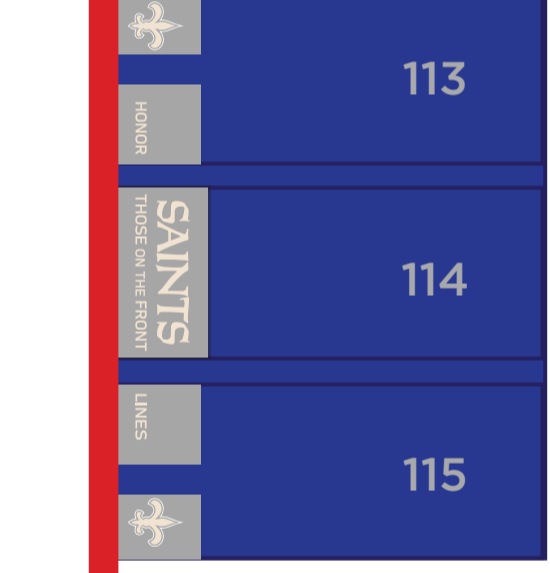
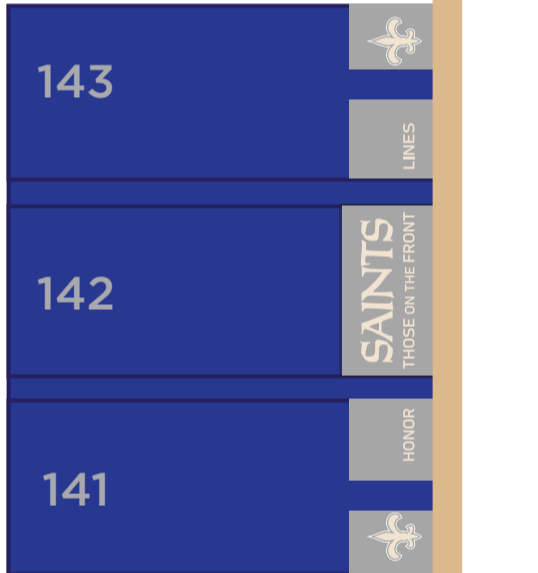
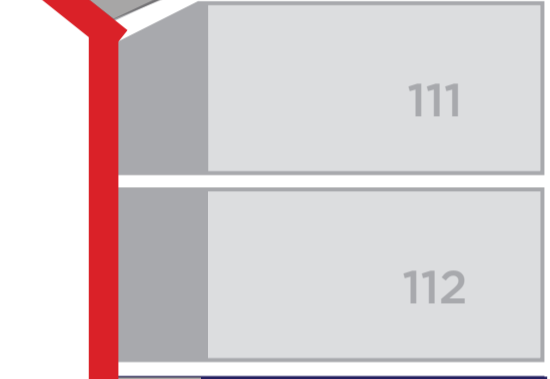

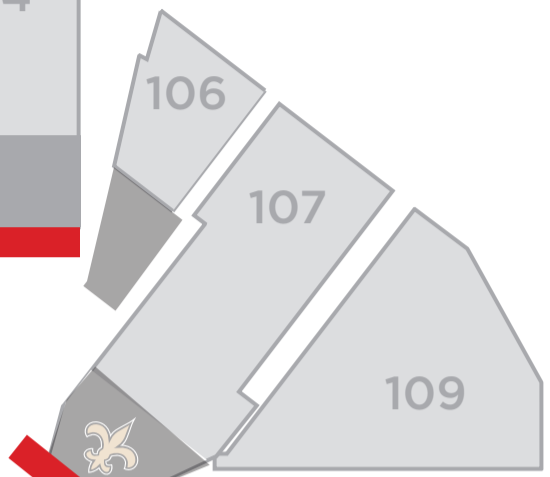
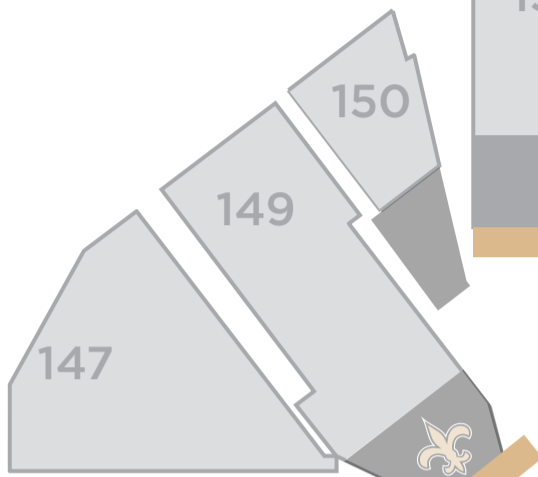

GATE C

CHAMPIONS SQUARE



- OPERATIONAL ZONE - HOME SIDELINE
- OPERATIONAL ZONE - VISITOR SIDELINE
- NETWORK BROADCAST AND NFL FILMS ONLY


NORTH - GATE A - POYDRAS ST



SOUTH - GATE E - DAVE DIXON DR


GATE G - CLAIBORNE

GATE C - CHAMPIONS SQUARE

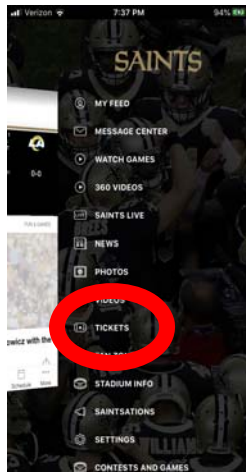


How To Pull Up, Transfer, or Resell Tickets Through the Saints App

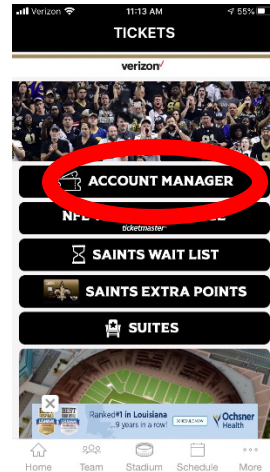
Step 1 – Click “More”



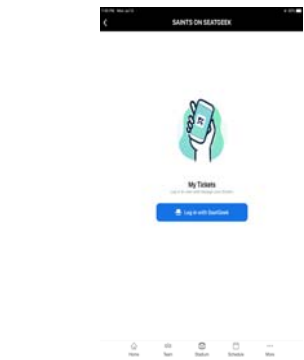
Step 2 – Click “Tickets”



Step 3 “Click Account Manager”



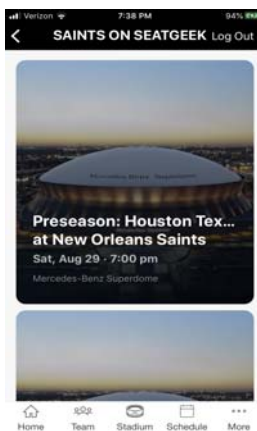
Step 4 – Click “Log in with SeatGeek”



Step 5 – “Enter Email Address and Password” or “Register Account”



Step 6 – Click on Game



Step 7 – You can View Tickets with Barcodes (Scroll Left to See All), Ability to Send/Transfer and Resell Tickets. Will need to click on Parking Pass to see Barcode.

