

2024 PHILADELPHIA EAGLES

GAME NOTES

SEPTEMBER 22, 2024 | CAESARS SUPERDOME





GAME INFORMATION



PHILADELPHIA EAGLES (1-1)

Head Coach: Nick Sirianni (4th Year)
 Division: NFC East (T-1st) Last Game: L, 21-22 vs. Atl.



NEW ORLEANS SAINTS (2-0)

Head Coach: Dennis Allen (3rd Year)
 Division: NFC South (T-1st) Last Game: W, 44-19 at Dal.

BROADCAST NETWORKS

TELEVISION (FOX) • Joe Davis (play-by-play)
 Greg Olsen (analyst) • Pam Oliver (sideline)



EAGLES RADIO (94WIP) • Merrill Reese (play-by-play)
 Mike Quick (analyst) • Howard Eskin (sideline)



EAGLES SPANISH RADIO (Tico Sports) • Rickie Ricardo (play-by-play) • Oscar Budejen (analyst) • Bill Kulik (commentator)



NATIONAL RADIO (Compass Media Networks) • Chris Carrino (play-by-play) • Brian Baldinger (analyst)



SETTING THE STANDARD

- ▶ The Eagles are 35-18 under Nick Sirianni's direction, representing the 5th-best winning percentage (.660) in the NFL since 2021, trailing only Kansas City (.736, 39-14), Buffalo (.712, 37-15), Dallas (.698, 37-16) and San Francisco (.679, 36-17). Furthermore, Sirianni's .660 winning percentage is the highest mark by a head coach in franchise history.
- ▶ Since 2022, Philadelphia is tied for the 3rd-best record (26-10, .722) in the NFL, behind Kansas City (.750, 27-9) and Buffalo (.743, 26-9).

ROAD WARRIORS

- ▶ With Nick Sirianni at the helm, the Eagles have posted the 2nd-best road winning percentage (.692, 18-8) in the league, trailing only Kansas City (.720, 18-7) since the 2021 season. Philadelphia is 12-5 (.706) in away games dating back to 2022 (Kansas City - 13-4, .765).
- ▶ The Eagles have won their first road game of the season in each of the last three years, defeating Atlanta in 2021 (W, 32-6), Detroit in 2022 (W, 38-35) and New England in 2023 (W, 25-20) in those contests.
- ▶ The Eagles are 7-5 (.583) in their last 12 regular-season games against the Saints on the road. Overall, Philadelphia has secured wins in three of its previous five regular-season games vs. New Orleans.

TEAM EFFICIENCY

- ▶ The Eagles rank 5th in the NFL in points per game (27.5), trailing only New Orleans (45.5), Arizona (34.5), Buffalo (32.5) and Tampa Bay (28.5) in that category. Since 2021, Philadelphia has registered the 4th-best scoring offense (26.6) in the league, behind Dallas (29.4), Buffalo (27.9) and San Francisco (26.7), posting 30+ points on 21 occasions.
- ▶ The Eagles have the 6th-most total yards per game (387.5) in the NFL through two weeks, trailing only Baltimore (417.5), Detroit (413.0), New Orleans (405.5), San Francisco (400.0) and Green Bay (398.5).
- ▶ Philadelphia has logged the 8th-most rushing yards per game (165.0) and 10th-most passing yards per game (222.5) in the league.
- ▶ The Eagles have allowed only 5 first downs in 20 third-down chances, producing the 3rd-ranked third-down defense (25.0%) in the NFL, with only Pittsburgh (19.0%) and L.A. Chargers (23.1%) ahead of them.
- ▶ Philadelphia owns the 5th-best red zone defense (28.6%, tied) in the league, behind L.A. Chargers (0.0%), New Orleans (20.0%), Pittsburgh (20.0%) and N.Y. Giants (25.0%). Through two weeks, the Eagles have allowed only 2 TDs on 7 opponent red zone drives.

SCHEDULE & RESULTS

REGULAR SEASON (1-1)

Fri.	Sep. 6		Green Bay Packers	W, 34-29
Mon.	Sep. 16		Atlanta Falcons	L, 21-22
Sun.	Sep. 22	at	New Orleans Saints	1:00 p.m. (FOX)
Sun.	Sep. 29	at	Tampa Bay Buccaneers	1:00 p.m. (FOX)
Sun.	Oct. 13		Cleveland Browns	1:00 p.m. (FOX)
Sun.	Oct. 20	at	New York Giants	1:00 p.m. (FOX)
Sun.	Oct. 27	at	Cincinnati Bengals	4:25 p.m. (CBS)
Sun.	Nov. 3		Jacksonville Jaguars	8:20 p.m. (NBC)
Sun.	Nov. 10	at	Dallas Cowboys	4:25 p.m. (CBS)
Thu.	Nov. 14		Washington Commanders	8:15 p.m. (Prime)
Sun.	Nov. 24	at	Los Angeles Rams	8:20 p.m. (NBC)
Sun.	Dec. 1	at	Baltimore Ravens	4:25 p.m. (CBS)
Sun.	Dec. 8		Carolina Panthers	1:00 p.m. (FOX)
Sun.	Dec. 15		Pittsburgh Steelers	4:25 p.m. (FOX)
Sun.	Dec. 22	at	Washington Commanders	1:00 p.m. (FOX)
Sun.	Dec. 29		Dallas Cowboys	4:25 p.m. (FOX)
Sun.	Jan. 5		New York Giants	TBD (TBD)

POSTSEASON

AFC and NFC Wild Card Playoffs	Jan. 11-13
AFC and NFC Divisional Playoffs	Jan. 18-19
AFC and NFC Championship Games	Jan. 26
Super Bowl LIX (Caesars Superdome) (FOX)	Feb. 9

NFL RANKINGS

OFFENSE

Category	EAGLES		SAINTS	
	Stats	Rank	Stats	Rank
Total Offense	387.5	6	405.5	3
Rush Offense	165.0	8	185.0	3
Pass Offense	222.5	10	220.5	11
Points Per Game	27.5	5	45.5	1
3rd-Down Offense %	37.0	17t	57.1	2
4th-Down Offense %	75.0	7t	0.0	24t
Red Zone Offense %	45.5	16	88.9	2

DEFENSE

Category	EAGLES		SAINTS	
	Stats	Rank	Stats	Rank
Total Defense	399.5	30	273.0	7
Rush Defense	157.5	25	63.0	3
Pass Defense	242.0	28	210.0	20
Points Per Game	25.5	27	14.5	4
3rd-Down Defense %	25.0	3t	30.4	10t
4th-Down Defense %	66.7	20t	33.3	9t
Red Zone Defense %	28.6	5t	20.0	2t

MISCELLANEOUS

Category	EAGLES		SAINTS	
	Stats	Rank	Stats	Rank
Turnover Differential	-3	28t	+3	3t
Penalties/Game	8.0	23t	7.5	20t
Penalty Yards/Game	55.0	16	67.5	25





NFC EAST STANDINGS								
Team	W-L	W%	PF	PA	Home	Away	Div	Conf
PHI	1-1	.500	55	51	1-1	0-0	0-0	1-1
WAS	1-1	.500	41	55	1-0	0-1	1-0	1-1
DAL	1-1	.500	52	61	0-1	1-0	0-0	0-1
NYG	0-2	.000	24	49	0-1	0-1	0-1	0-2

NFC SOUTH STANDINGS								
Team	W-L	W%	PF	PA	Home	Away	Div	Conf
NO	2-0	1.000	91	29	1-0	1-0	1-0	2-0
TB	2-0	1.000	57	36	1-0	1-0	0-0	2-0
ATL	1-1	.500	32	39	0-1	1-0	0-0	1-0
CAR	0-2	.000	13	73	0-1	0-1	0-1	0-1

HURTS SO GOOD

- ▶ **Jalen Hurts** leads the NFL with 35 first-down conversions, including 26 passing first downs (T-2nd in NFL, trailing only **Brock Purdy** – 29).
- ▶ Hurts' 579 total yards (461 passing, 118 rushing) are the 2nd-most in the league, behind **Lamar Jackson** (687). He is also T-4th among NFL QBs with 4 total TDs (3 rushing, 1 passing), trailing only **Derek Carr** (6), **Baker Mayfield** (6) and **Josh Allen** (5). In 2023, Hurts established franchise records in both total yards (4,463) and total TDs (38).
- ▶ Hurts ranks 3rd among NFL QBs with 118 rushing yards through two weeks, behind Jackson (167) and **Jayden Daniels** (167). In Week 2 vs. Atlanta, Hurts logged the 5th-most rushing yards of his career (85).
- ▶ In Week 2 vs. Atlanta, Hurts' 76.7% completion percentage (23-of-30) was his 3rd-highest in a game that he threw at least 30 passes in.

STELLAR SAQUON

- ▶ **Saquon Barkley** (2 rushing TDs, 1 receiving TD, 1 two-point conversion) ranks 2nd among NFL non-kickers with 20 points this season, trailing only **Alvin Kamara** (30). Overall, he is one of just three players with 3+ scrimmage TDs through the first two games, joining Kamara (5) and **James Cook** (3). Barkley was honored as the **NFC Offensive Player of the Week** for Week 1 after totaling 3 TDs in the Eagles' victory.
- ▶ Barkley has produced the 4th-most rushing yards (204) in the league, with only **J.K. Dobbins** (266), **Jordan Mason** (247) and **Josh Jacobs** (235) ahead of him. With 109 yards in Week 1 and 95 yards in Week 2, Barkley has registered 95+ rushing yards in back-to-back games for the first time since 12/15/19-12/22/19 with N.Y. Giants.

DYNAMIC DUO

- ▶ **DeVonta Smith** is tied for the 5th-most receptions (14) in the NFL this year, trailing only **Cooper Kupp** (18), **Chris Godwin** (15), **Malik Nabers** (15) and **Brock Bowers** (15). Smith, who owns the records for the most catches (240) and receiving yards (3,178) by an Eagle during their first three NFL seasons, also ranks 11th in receiving yards (160).
- ▶ Smith is additionally tied for the 3rd-most receiving first downs (9) in the league, behind **Nico Collins** (12) and Godwin (12).
- ▶ Smith and Godwin are the only NFL players to record 7+ catches and 75+ yards in each of the first two games of the season.
- ▶ **A.J. Brown** logged 119 yards and 1 TD on 5 receptions in Week 1 vs. Green Bay. Brown has eclipsed 100+ receiving yards in eight of his last 16 appearances. Last year, he tied **Terrell Owens** (2004) for the most 100+ yard receiving games (seven) in Eagles single-season history. He also became the first player in NFL history to post six straight games with 125+ receiving yards, breaking a mark that was previously shared by **Calvin Johnson** (2012) and **Pat Studstill** (1966) (five games).

ZACK'S TACKLES

- ▶ **Zack Baun** ranks T-2nd in the NFL with 24 tackles, behind **Nick Cross** (29). In Week 1 vs. Green Bay, Baun became just the sixth NFL player since 1982 to record 15+ tackles and 2.0+ sacks in a game, joining **Bobby Wagner** (2023), **Devin White** (2021), **Roquan Smith** (2019), **Vincent Rey** (2013) and **Patrick Willis** (2007) in that category.

TEAM LEADERS

PASSING YARDS (TDs)			
Jalen Hurts	461 (3)	Derek Carr	443 (5)
RUSHING YARDS (TDs)			
Saquon Barkley	204 (2)	Alvin Kamara	198 (4)
Jalen Hurts	118 (1)	Jamaal Williams	77 (1)
Kenneth Gainwell	8 (0)	Taysom Hill	53 (0)
RECEIVING YARDS (TDs)			
DeVonta Smith	160 (1)	Rashid Shaheed	169 (2)
A.J. Brown	119 (1)	Alvin Kamara	92 (1)
Dallas Goedert	69 (0)	Chris Olave	92 (0)
Saquon Barkley	44 (1)	Foster Moreau	43 (1)
POINTS			
Saquon Barkley	20	Alvin Kamara	30
Jake Elliott	17	Blake Grupe	25
Several players tied	6	Rashid Shaheed	12
INTERCEPTIONS			
Reed Blankenship	1	Paulson Adebayo	1
---	---	Will Harris	1
---	---	Jordan Howden	1
---	---	Tyrann Mathieu	1
SACKS			
Zack Baun	2.0	Alontae Taylor	3.0
Milton Williams	1.0	Carl Granderson	1.5
---	---	Several players tied	1.0
GROSS PUNTING (NET)			
Braden Mann	48.5 (45.8)	Matthew Hayball	40.7 (40.7)
FIELD GOALS (%)			
Jake Elliott	4 (100%)	Blake Grupe	5 (100%)





FRONT OFFICE & COACHING STAFF



FRONT OFFICE & COACHING STAFF

PLAYER BIOS

ROSTER BREAKDOWN

2024 EAGLES STATISTICS

RECORD BOOK

NFL STATISTICS

OFF THE FIELD



JEFFREY LURIE

CHAIRMAN AND CHIEF EXECUTIVE OFFICER



NFC East Championships (10): '01 • '02 • '03 • '04 • '06 • '10 • '13 • '17 • '19 • '22

NFC Championship Games (7): '01 • '02 • '03 • '04 • '08 • '17 • '22 Super Bowl Appearances (3): '04 • '17 • '22

SUPER BOWL CHAMPION: 2017 (LII)

Jeffrey Lurie embarks on his 31st season as Chairman and Chief Executive Officer of the Philadelphia Eagles. Lurie purchased the franchise on May 6, 1994, and instituted an organizational infrastructure that reflects the pride and passion of the region, where tireless work ethic and innovation deeply coincides with consistent results. His commitment to excellence has launched an unprecedented era of success, including the first Super Bowl Championship in team history, when the Philadelphia Eagles defeated the New England Patriots, 41-33, in **Super Bowl LII** on February 4, 2018.

Today regarded among the most prominent franchises in professional sports, the Eagles began their ascent during the first full year of Lurie's ownership in 1995 and have since grown into a customary presence in the NFL's postseason. The Eagles are one of six teams with three Super Bowl appearances (XXXIX, LII, and LVII) since 2004 and lead the NFC (second overall) in conference title games (seven) dating back to 2001. Impressively, almost a third of the Eagles' seasons since 2001 have resulted in NFC Championship Game or Super Bowl appearances. In addition, the Eagles have earned 10 of their 12 all-time NFC East Championships since the 2001 campaign, which leads the division in that span.

Overall, the Philadelphia Eagles have made the playoffs 18 times under Lurie's direction and have produced the third-most postseason bids in the NFL since the turn of the century (16), including trips in six of the last seven seasons (2017-19, 2021-23). During that stretch, the Eagles became the fourth franchise to win a Super Bowl and then follow it with back-to-back playoff appearances since 1994, when the salary cap was introduced. Moreover, including the postseason, the Eagles have recorded the fifth-highest winning percentage (.585, 245-173-2) in the NFL since 2000.

Lurie's blueprint for success has had a profound impact on the field, leading to a greater overall winning percentage (.556, 287-229-3), more play-

off games (34), and more playoff victories (17) than all previous ownership groups combined. That model, however, is not just limited to football, as the Philadelphia Eagles organization has wholly embraced a championship mentality in all aspects of its operations, especially in the community.

EAGLES AUTISM FOUNDATION

A thoughtful and compassionate philanthropist who has family ties to autism, Lurie is dedicated to raising critical research funds for the developmental disorder and has leveraged his resources as a professional sports owner to turn autism awareness into action.

In 2019, Lurie expanded on this commitment by launching the team's signature charitable initiative, the Eagles Autism Foundation, which has since raised more than \$30 million to help drive scientific breakthroughs and establish Philadelphia as a major center for autism research and care.

Through the Eagles Autism Foundation, the organization is viewed nationally as a progressive leader in the autism community. Most notably, the Eagles Autism Challenge presented by Lincoln Financial Group, which is the foundation's annual cycling and 5K run/walk event, contributes 100 percent of the participant-raised funds toward groundbreaking and exploratory work in the field of autism, including a record \$8.1 million in 2024.

To ensure the most transformational projects are supported, Lurie organizes a nationally recognized independent peer review panel each year that is tasked with evaluating and approving submitted proposals. A total of 125 research projects and community grants have been funded.

In addition, the Eagles became one of the first sports franchises in the country to build a state-of-the-art sensory room, presented by the Children's Hospital of Philadelphia, and received Sensory Inclusive Certification for Lincoln Financial Field in partnership with Kulture City. The Eagles also became





Favorite area restaurants: Amada, Barclay Prime, Estia, Pizzeria Beddia, Sagami, Suraya, Tequilas, Vernick, and Vietnam ... **Favorite Philadelphia breakfast spot:** Honey's Sit N Eat ... **Favorite music:** Ranges from The Doors to Bob Marley to Shakira ... **First concert attended:** Beach Boys ... **Favorite player growing up:** Bobby Orr ... **Favorite all-time movies:** *The Great Escape*, *The Godfather Part II*, *Silver Linings Playbook*, and *Lion* ... **Favorite all-time TV shows:** *Hogan's Heroes*, *The Fugitive*, and *24* ... **Favorite recent movies and TV shows:** *Coda*, *Summer of Soul*, *Extraordinary Attorney Woo*, and *My Octopus Teacher* ... **Favorite books:** *When Breath Becomes Air*, *The Kite Runner*, and *Sapiens: A Brief History of Humankind* ... **Favorite dog breeds:** Bernese Mountain Dog, Golden Doodle, and Wheaten Terrier

EAGLES IN THE SUPER BOWL

The Philadelphia Eagles are one of six NFL teams with three Super Bowl appearances (XXXIX, LII and LVII) since the 2004 season, joining the New England Patriots (seven), Kansas City Chiefs (four), Pittsburgh Steelers (three), San Francisco 49ers (three), and Seattle Seahawks (three).

MOST CONFERENCE TITLE GAMES SINCE 2001

Rk	Team	Total
1.	New England Patriots.....	13
2.	Philadelphia Eagles	7
3t.	Green Bay Packers	6
	Pittsburgh Steelers.....	6
	San Francisco 49ers	6

MOST NFC EAST CHAMPIONSHIPS SINCE 2001

Rk	Team	Total
1.	Philadelphia Eagles	10
2.	Dallas Cowboys.....	7
3t.	New York Giants	3
	Washington.....	3

MOST PLAYOFF APPEARANCES SINCE 2000

Rk	Team	Total
1.	New England Patriots.....	18
2.	Green Bay Packers	17
3.	Philadelphia Eagles	16
4t.	Baltimore Ravens.....	15
	Indianapolis Colts.....	15
	Pittsburgh Steelers.....	15
	Seattle Seahawks	15

the first professional sports team to partner with Popcorn for the People, a nonprofit organization that is devoted to creating meaningful employment for those with autism and developmental disabilities.

On May 8, 2019, Lurie was presented the Commitment to Cures Award by the American Brain Foundation for his ongoing work to find cures for neurodevelopmental diseases and disorders.

Lurie is a director of the NLM Family Foundation, which commits significant resources to autism research and education. He also established the Lurie Family Foundation to strengthen efforts toward autism research.

CHAMPIONS IN THE COMMUNITY

Under Lurie's ownership, the Philadelphia Eagles' dedication to serving the community has manifested in a variety of ways, as the organization continues to set a powerful example within professional sports.

In response to the COVID-19 pandemic, the Eagles contributed \$1 million in donations to help relief efforts in Philadelphia, focusing on providing critical assistance to the well-being of essential healthcare workers and their families, as well as supporting local businesses. The Eagles also hosted numerous community blood drives and vaccination clinics at Lincoln Financial Field. Additionally, Lurie personally donated \$1 million to Penn Medicine to establish the COVID-19 Immunology Defense Fund.

Over the past seven years, the Eagles Social Justice Council, which is a committee of select players and staff, has awarded more than \$2 million to local organizations working to improve education, mentoring, health services, criminal justice reform, reentry programs, and workplace development.

In 2018, Lurie was recognized by the Fritz Pollard Alliance with the Paul "Tank" Younger Award, which is annually granted to an NFL executive, coach, or owner who promotes gender and racial diversity. As a result of his efforts to foster civic responsibility throughout the organization, Lurie was the recipient of the Torch of Liberty Award conferred by the Anti-Defamation League of Philadelphia and was honored by Philadelphia's Operation Understanding, an acclaimed group that advances interracial harmony among future leaders of the African American and Jewish communities.

Go Green, a groundbreaking initiative launched by the Eagles in 2003, aims to reduce the organization's footprint on the environment and creates programs that improve quality of life in the Philadelphia area. Lincoln Financial Field is one of only two previously constructed NFL stadiums to achieve Platinum status – the highest of all LEED certifications – and the only one that is more than 10 years old. Lincoln Financial Field has earned three levels of accreditation from USGBC, going from LEED Silver in 2013 to LEED Gold in 2018 to now LEED Platinum in 2024. On top of that, the Eagles became the first professional sports team in the world to receive the prestigious ISO 20121 Event Sustainability Management System certification.

One of Lurie's first philanthropic endeavors was the creation of the Eagles Youth Partnership in 1995. For 20 years, the organization's charitable wing served more than 50,000 at-risk children in the Philadelphia region, focusing on health and education programming. In 2015, Lurie oversaw the Eagles Youth Partnership's transition to the Eagles Charitable Foundation. Its signature program, the Eagles Eye Mobile, today provides children with greater access to vision care in partnership with Vision To Learn.

The Eagles have conducted community-changing playground builds in Philadelphia since 1997 maintaining a belief that every child deserves a safe place to play and learn. The entire organization – including players, coaches, and staff – contributes to the installation of a large play structure, a mini-turf field, colorful murals, and mosaic tables.

In 2011, in acknowledgment of their community efforts as well as their Tackling Breast Cancer and Go Green campaigns, the Eagles were presented with the coveted Sports Team of the Year Award by *Beyond Sport*.

PROGRESSIVE LEADERSHIP

Widely considered one of the most progressive owners in professional sports, Lurie embraces innovative thought. His commitment to enhancing every element of the organization through forward-thinking decisions has been a hallmark of his tenure as Chairman and Chief Executive Officer.

Lurie invests in both people and ideas. Throughout his ownership, he has



gone beyond traditional football practices by focusing on infusing talented individuals from other industries into the Eagles’ business operations. As a result, the Philadelphia Eagles have become a leader in professional sports with regards to gender diversity in the workplace.

The Eagles’ organic effort toward staying ahead of the curve and mining for value where others may not see it has also been fundamental to the football team’s success over the years.

During the 2021 offseason, Lurie hired a 39-year-old first-time head coach in **Nick Sirianni** – the second-youngest head coach in Eagles history – following a highly productive, three-year stint as the Indianapolis Colts’ offensive coordinator. Sirianni has directed playoff campaigns in each of his first three seasons in Philadelphia, including a record-breaking 14-3 campaign in 2022 that culminated with an appearance in Super Bowl LVII.

Doug Pederson was hired by the Eagles as a first-time head coach in 2016. In his second season at the helm, Pederson led the team to its first Super Bowl Championship in franchise history when the Philadelphia Eagles outduelled the New England Patriots in **Super Bowl LII**.

In 1999, Lurie found a match with former Green Bay Packers quarterbacks coach **Andy Reid**, who at 40 years old took on a lead role for the first time in his career and was the second-youngest head coach in the NFL at the time of his hiring. Reid enjoyed a 14-year stay with Philadelphia (franchise record) and became the winningest head coach (140-102-1, .578 – including playoffs) in Eagles history. Named the 2002 NFL Coach of the Year by *The Associated Press*, Reid led the team to nine postseasons, which included five conference title games and an appearance in Super Bowl XXXIX.

Lurie’s first head coaching hire, **Ray Rhodes**, came to Philadelphia in 1995 as just the third African American head coach in modern NFL history. In his first season with the Eagles, Rhodes guided the team to a 10-6 record and playoff berth and earned *AP* NFL Coach of the Year honors.

Lurie is the fourth individual owner in NFL history to have three different head coaches reach the Super Bowl. Overall, each of his first five head coaching hires have earned postseason trips within their first two seasons.

Lurie, who was named NFL Owner of the Year by *Sporting News* in 1995 and by *Pro Football Insider* in 2000, currently serves on numerous NFL committees, including the Finance Committee, Media Committee, and International Committee.

BUILDING A NEW HOME

After purchasing the Eagles, Lurie recognized that the organization’s facilities needed a total reconstruction, which required the design and relocation of its office headquarters, practice facility, and stadium. He immediately committed to providing the franchise with everything it needed to succeed and constructed two state-of-the-art facilities in South Philadelphia – the NoVaCare Complex (2001) and Lincoln Financial Field (2003).

Although Lincoln Financial Field was erected to house its main tenant, the Philadelphia Eagles, Lurie also created a destination that could hold a wide variety of events. Fittingly, the first ticketed event at the new stadium was a soccer match between Manchester United and FC Barcelona in August 2003, followed by a Bruce Springsteen concert soon after.

Since then, Lincoln Financial Field has evolved with an ever-changing entertainment landscape and underwent a two-year, \$125 million revitalization in 2013. Over the years, the venue has hosted high-profile events including sold-out concerts, national and international soccer matches, the NCAA Lacrosse Championships, the Army-Navy Game, Monster Jam, Temple University football games, and will host the FIFA World Cup matches in 2026

FILM CAREER

Prior to purchasing the Philadelphia Eagles, Lurie joined General Cinema Corporation, a major movie theater company founded by his grandfa-

MOST PLAYOFF VICTORIES SINCE 2000		
Rk	Team	Total
1.	New England Patriots.....	30
2t.	Philadelphia Eagles	16
	Baltimore Ravens.....	16
4t.	Green Bay Packers	15
	Pittsburgh Steelers.....	15
6.	Seattle Seahawks	14

HIGHEST WINNING PERCENTAGE SINCE 2000			
Rk	Team	W-L	Pct
1.	New England Patriots.....	297-134.....	.689
2.	Pittsburgh Steelers.....	262-152-3632
3.	Green Bay Packers.....	256-162-2612
4.	Baltimore Ravens.....	249-170.....	.594
5.	Philadelphia Eagles	245-173-2.....	.586
6.	Indianapolis Colts.....	243-172-1585
7.	New Orleans Saints	232-176.....	.569

(including playoffs)

MOST WINNING SEASONS SINCE 1995		
Rk	Team	Total
1.	New England Patriots.....	23
2t.	Green Bay Packers	22
	Pittsburgh Steelers.....	22
4.	Indianapolis Colts.....	20
5t.	Philadelphia Eagles	19
	Kansas City Chiefs	19

ther, Philip Smith. Two years later, he started Chestnut Hill Productions and produced a variety of films. In 2008, Lurie established Screen Pass Pictures and served as an executive producer of *Inside Job*, the 2010 documentary film, which earned the Academy Award for Best Documentary Feature, and *Inocente*, which earned an Academy Award for Best Short Documentary in 2013. Most recently, Lurie formed Play/Action Pictures to produce socially impactful documentary films, including *The League* (2023), *Summer of Soul (Or, When the Revolution Could Not Be Televised)* (2021), *The Meaning of Hitler* (2020), *MLK/FBI* (2020), and *Totally Under Control* (2020). *Summer of Soul* earned the Academy Award for Best Documentary Feature in 2022, along with a Peabody Award and GRAMMY award for Best Music Film.

PERSONAL

Lurie’s passion and love of sports began when he was a young boy growing up outside of Boston. Lurie became an avid fan of the NFL after watching the first-ever sudden-death overtime NFL Championship between the Baltimore Colts and New York Giants with his father in 1958. Prior to entering business, Lurie served as an adjunct assistant professor of social policy at Boston University.

He earned a B.A. from Clark University, a master’s in psychology from Boston University, and a Ph.D. in social policy from Brandeis University. Lurie served as Clark University’s commencement speaker to the graduating class in May 2019.

Born on September 8, 1951, Lurie has two children and a dog named Sydney. He resides in the Philadelphia area with his wife, Tina. In his free time, he enjoys traveling, golfing, tennis, movies, music, and discovering great restaurants.



DON SMOLENSKI

PRESIDENT

NFL Experience: 27th Year (27th with Eagles)
College: Amherst College Hometown: Pittsford, NY



SUPER BOWL CHAMPION: 2017 (LII)

Don Smolenski, now in his 27th season with the organization, was named team president in 2012 after originally joining the team in 1998 as chief financial officer. He served as senior vice president, chief financial officer from 2001-10 and then as the team's chief operating officer from 2010-12.

As president, Smolenski directs the club's business and strategic efforts, including sales, marketing, communications, and operations. He has played a key role in significant projects from the construction of Lincoln Financial Field to the club's internationally recognized environmental and philanthropic programs.

Smolenski has infused energy and creativity throughout the organization with his engaging leadership style. In 2024, he was recognized by the Philadelphia Inquirer's Top Workplaces program in the special awards category for leadership and, in 2015, was named to the Most Admired CEOs list by the Philadelphia Business Journal. Under his direction, the Eagles have been a Top Workplace in 2012, 2014, 2016, 2018, 2020, 2022, and 2024.

During his time as the team's president, Smolenski and the Eagles celebrated their first Super Bowl victory in franchise history after defeating the New England Patriots, 41-33, in **Super Bowl LII**.

In his first year as president, Smolenski spearheaded a two-year, \$125 million Lincoln Financial Field revitalization project that added 1,600 seats, HD video boards, and graphics paying tribute to the team's history. In 2019, Smolenski's leadership was instrumental to the Lincoln Financial Group naming rights extension, which stands as one of the longest stadium naming rights relationships in the NFL. Over the years, Lincoln Financial Field has hosted high-profile events, including sold-out concerts, national and international soccer matches, the NCAA Lacrosse Championships, the Army-Navy Game, the NHL Stadium Series, WrestleMania, Monster Jam, Temple University football, and more. In June 2022, Lincoln Financial Field was selected as a FIFA World Cup 2026 host venue, becoming one of 16 stadiums across the United States, Canada, and Mexico to earn the prestigious honor.

Smolenski plays an important role in the team's environmental initiatives. As a result of their Go Green program, which features the NFL's largest solar array with 10,456 panels, the Eagles have emerged as a leader in environmental stewardship. Lincoln Financial Field is LEED Platinum certified and the Eagles are the first professional sports team to earn ISO 20121 certification. In June 2021, the Eagles entered into a landmark, first-of-its-kind partnership with Ocean Conservancy and The Ocean Foundation to offset team travel through seagrass and mangrove restoration in Puerto Rico.

In 2018, Smolenski helped launch the Eagles Autism Challenge, a one-day bike ride and family-friendly 5K run/walk dedicated to raising funds for cutting-edge autism research and care programs. In 2019, the team's signature fundraising event expanded and led to the formation of the Eagles Autism Foundation, a new charitable endeavor that unified the team's various autism activities into one organization. Through its mission to turn autism awareness into action, the Eagles became one of the first sports franchises to build a state-of-the-art sensory room in its home stadium, have partnered with organizations to help combat the unemployment rate in the autism community, and have even leveraged home games and open practices to drive critical funds. The Eagles Autism Challenge celebrated a record-breaking year in 2024, raising more than \$8.1 million for the cause and bringing the total raised to \$30 million-plus since 2018.

As an extension of the team's ongoing inclusion efforts, the Eagles launched the state's first girls high school flag football league in 2022. The program, which started with 16 schools and now features 92 across Philadelphia and South Jersey, contributed to the PIAA's decision to designate girls flag football as an emerging sport in Pennsylvania. In May 2024, the PIAA Board of Directors approved the first reading in the process of sanctioning girls flag football in the state with a unanimous 30-0 vote.

Building on Smolenski and the team's support around young female athletes, the Eagles forged a partnership with Operation Warm to address the lack of access to essential sports equipment for girls. It led to the formation of a new sports bra line called FLY:FWD, ensuring girls of all ages and backgrounds are properly outfitted for competition.

In 2013, Smolenski helped launch the Eagles Care initiative, which has fostered strategic partnerships with 30 area-based nonprofits in an effort to help strengthen the core work of each charitable organization.

In addition to his leadership roles within the Eagles organization, Smolenski serves as the PHL Sports Advisory Board Chair, Children's Hospital of Philadelphia's Corporate Council co-Chair, is a member of the Greater Philadelphia Chamber of Commerce Board and FM Global Advisory Board, and is involved in the city's FIFA World Cup planning efforts as a member of the Philadelphia Soccer 2026 Board.

Smolenski serves as the vice president and treasurer of the Eagles Autism Foundation, as well as treasurer of the Eagles Charitable Foundation, which provides area-based children with greater access to vision care.

Before joining the Eagles, Smolenski served as chief financial officer for the International Hockey League, where he oversaw all league financial matters and played an integral role in growing the league from 12 to 19 teams.

Smolenski began his career as a public accountant with Arthur Andersen. An outdoor enthusiast, Smolenski has completed the Detroit, Pittsburgh, and Boston Marathons. He earned a bachelor's degree in biology from Amherst College and a master's degree in accounting from the University of Hartford. Don and his wife, Karen, have two sons, Jake and Shane.





HOWIE ROSEMAN

EXECUTIVE VICE PRESIDENT/GENERAL MANAGER



NFL Experience: 25th Year (25th with Eagles)

College: Florida, Fordham Hometown: Brooklyn, NY

SUPER BOWL CHAMPION: 2017 (LII) NFL EXECUTIVE OF THE YEAR: 2017 (SPORTING NEWS, PFWA), 2022 (PFWA)

A two-time NFL Executive of the Year and architect of the first Super Bowl championship in franchise history, Executive Vice President/General Manager **Howie Roseman** is in his 25th season with the Philadelphia Eagles. After working his way up through the Eagles' football operations and scouting departments, Roseman has cemented himself as one of the most accomplished and respected front office executives in the league.

Roseman has greatly impacted decades of sustained success in Philadelphia. Since he was hired in 2000, the Eagles rank third in the league in playoff victories (16, tied) and postseason berths (16), which includes a division-leading 10 NFC East crowns during that stretch. Philadelphia also ranks second in the NFL with seven conference title games since 2001.

One of just four general managers to receive multiple NFL Executive of the Year honors from the Pro Football Writers of America, Roseman has revitalized the Eagles' football operations with a collaborative and progressive approach to roster building and player development. As a result, Philadelphia has earned playoff trips in six of the last seven seasons, won three NFC championships (2017, '19, '22) and made two Super Bowl appearances (LII and LVIII), including a 41-33 victory over the New England Patriots in **Super Bowl LII**. In 2022, Roseman became the second general manager to reach multiple Super Bowls with both a different head coach and quarterback in each season (only one to accomplish the feat in a six-year span), joining **Ozzie Newsome** with the Baltimore Ravens (2000, '12).

In addition, the Eagles' recent track record of excellence has created opportunities for numerous personnel executives to step into senior roles with other clubs, including two general managers (**Andrew Berry**, Cleveland Browns; **Joe Douglas**, New York Jets) as well as four assistant general managers (**Brandon Brown**, New York Giants; **Ian Cunningham**, Chicago Bears; **Catherine Raiche**, Cleveland Browns; **Andy Weidl**, Pittsburgh Steelers).

Roseman's roster-building prowess has been critical in returning Philadelphia to perennial playoff contention. Having made three straight post-season appearances, including a trip to Super Bowl LVII, the Eagles have produced the fifth-best winning percentage (.660, 35-18) in the league since 2021. In that window, Roseman has protected the short-term and long-term outlook of the franchise through innovative decision making, signing a number of key players through extensions and free agency while infusing a wave of foundational talent through the NFL Draft. Furthermore, over the last three seasons, 12 players have collected 21 Pro Bowl honors, along with seven players earning 12 All-Pro accolades from the *Associated Press*.

In 2017, Roseman played a pivotal role in ensuring the success of the Eagles' **Super Bowl LII**-winning team. Faced with season-ending injuries to key players, Roseman's focused leadership and in-season roster management helped Philadelphia produce a 13-3 regular-season campaign while also securing the top seed in the NFC playoffs ahead of its championship run.

Roseman, who served as the Eagles' Executive Vice President of Football Operations from 2016-18 before adding the title of General Manager in 2019, is responsible for managing the organization's personnel and scouting staffs. He also oversees the executives who specialize in all areas of football operations, including but not limited to sports medicine and performance, analytics, football administration, football technology, and player development. Under Roseman's guidance, and in concert with the vision created by Chairman and Chief Executive Officer **Jeffrey Lurie**, Philadelphia has become one of the

NFL's most admired and innovative operations.

Before he was elevated to Executive Vice President of Football Operations, Roseman served as the general manager from 2010-14. At the time of his promotion, the 34-year-old Roseman became the youngest NFL executive to be named to the post in three decades. He directed a major overhaul of the roster in his first year, making it one of the youngest in the league. The revamped Eagles delivered NFC East titles in 2010 and 2013 and sent a conference-high nine players to the Pro Bowl following the 2014 season.

From 2008-09, Roseman managed the college scouting staff, organized and ran draft meetings, and scouted the top college prospects around the country as the vice president of player personnel.

Roseman was named Philadelphia's vice president of football administration (2006-07) after spending three years as the team's director of football administration (2003-05). In that role, he evaluated players around the NFL and for the draft while representing the team on contract, salary cap, and player personnel matters. In 2007, Roseman was invited to participate in the NFL-Stanford Program for managers at the Stanford Graduate School of Business, an NFL program created to develop leaders within the league.

After relentlessly pursuing jobs in NFL front offices, Roseman finally got his foot in the door as an intern with the Eagles, when the team was headquartered at Veterans Stadium. He quickly rose to salary cap staff counsel, a role he held with Philadelphia from 2000-02.

Roseman serves on the General Managers Advisory Committee, which provides feedback and recommendations to the League office and the Competition Committee, ensures the NFL continues to develop pipelines for players, coaches, and front office personnel, and promotes innovation around the game. He also is a member of the Future of Football Advisory Committee, contributing to a panel of executives organized through the Football Operations Innovation Forum to showcase various initiatives.

Roseman, the club's nominee for the 2018 NFL Salute to Service Award, is very active in the Philadelphia community and contributes to a variety of initiatives that involve the military and children. He was named Honorary Commander for the Joint Base McGuire-Dix-Lakehurst for his continued efforts with the military. His charitable endeavors have also benefited the Alex's Lemonade Stand Foundation, the Boys & Girls Clubs of America, USA Football, Pop Warner, and Cop Wheels. In 2018, the Maxwell Football Club presented Roseman with the Steinberg-DeNicola Humanitarian Award, an annual honor that recognizes an NFL representative who is committed to doing good in their community. In addition, Roseman is a member of the Governing Body of the Global Sports Management Summit and YPO.

Born in Brooklyn, NY, Roseman earned his bachelor's degree from Florida before earning a J.D. degree from Fordham Law School. He and his wife, Mindy, reside in suburban Philadelphia with their four children.





NICK SIRIANNI

HEAD COACH

NFL Experience: 16th Year (4th with Eagles)
 College: Mount Union Hometown: Jamestown, NY



Nick Sirianni is in his fourth season as head coach of the Philadelphia Eagles with a combined 35-18 (.660) record, marking the highest winning percentage by a head coach in franchise history.

The product of a family of football coaches and educators, Sirianni developed a curriculum for building a winning culture that is grounded in five core values – *connect, compete, accountability, football IQ, and fundamentals*. Through these principles, he has led Philadelphia to three consecutive postseason berths, including a record-breaking 2022 campaign that resulted in a Super Bowl LVII appearance. One of four head coaches in Eagles history to advance to a Super Bowl, Sirianni is the team’s only head coach to make the playoffs in each of their first three seasons.

Sirianni has guided Philadelphia to the fifth-best winning percentage in the league since he was hired during the 2021 offseason. In that span, the Eagles are second in red zone offense (62.3 pct.) and rushing offense (146.1 ypg), third in third-down offense (46.2 pct.), fourth in scoring offense (26.6 ppg), and fifth in total offense (368.5 ypg). In addition, Philadelphia’s defense has registered the sixth-most sacks (145) over the last four years. During Sirianni’s Eagles tenure, 12 players have earned a combined 21 Pro Bowl nods, along with seven players collecting 12 All-Pro honors.

In 2023, Sirianni directed the Eagles to an 11-6 record and a playoff bid, signaling the first time the team captured 11-plus wins in back-to-back seasons since 2003-04. Philadelphia ranked among the top 10 in scoring (seventh, 25.5 ppg), total yards (eighth, 354.4 ypg), rushing yards (eighth, 128.8 ypg), third-down conversions (third, team-record 48.0 pct.), and red zone touchdown efficiency (ninth, 60.0 pct.). **Jalen Hurts** established franchise records in both total yards (4,463) and total touchdowns (38) while also tying for the most rushing scores (15) by a quarterback in NFL history. **A.J. Brown** finished with the most catches (106) ever by an Eagles wide receiver and set an NFL record with six straight games of at least 125 receiving yards.

In navigating Philadelphia to its fourth all-time trip to the Super Bowl in 2022, Sirianni became the youngest Eagles head coach to reach the game’s biggest stage. He also became the fourth NFL head coach to produce a 14-win campaign within their first two years at the helm. Furthermore, only two head coaches in NFL history have added five-or-more wins to their team’s record in consecutive seasons – Sirianni and **Bill Walsh** (1983-84).

Under Sirianni’s guidance in 2022, Philadelphia cemented a number of other single-season team records, including points (477), total touchdowns (59), scrimmage touchdowns (57), rushing touchdowns (32, tied for fourth in NFL history), first downs (385), red zone touchdown efficiency (67.8 pct.), as well as defensive sacks (70, tied for third in NFL history). The Eagles also finished among the top three teams in both total offense (third, 389.1 ypg) and defense (second, 301.5 ypg) for the first time since the 1970 merger.

Sirianni helped many players accomplish prominent showings in 2022, including Hurts, who finished as the *Associated Press* NFL MVP runner-up after tying a then-team record with 35 total touchdowns and logging a career-high 101.5 passer rating, and Brown, who broke a 38-year franchise record with 1,496 receiving yards. Philadelphia also became the first club to feature four different players with 10-plus sacks in the same year.

Following the 2022 season, two of Sirianni’s top lieutenants were hired to head coaching positions – defensive coordinator **Jonathan Gannon** (Cardinals) and offensive coordinator **Shane Steichen** (Colts), who was voted a

COACHING TIMELINE		
Years	Team	Position
2021-	Philadelphia Eagles	Head Coach
2018-20	Indianapolis Colts	Offensive Coordinator
2016-17	L.A./S.D. Chargers	Wide Receivers
2014-15	San Diego Chargers	Quarterbacks
2013	San Diego Chargers	Offensive Quality Control
2012	Kansas City Chiefs	Wide Receivers
2009-11	Kansas City Chiefs	Offensive Quality Control
2006-08	Indiana (PA)	Wide Receivers
2004-05	Mount Union	Defensive Backs

SIRIANNI vs. THE NFL				
	Team	Regular	Playoffs	Total
AMERICAN FOOTBALL CONFERENCE	Baltimore Ravens	---	---	---
	Buffalo Bills	1-0	0-0	1-0
	Cincinnati Bengals	---	---	---
	Cleveland Browns	---	---	---
	Denver Broncos	1-0	0-0	1-0
	Houston Texans	1-0	0-0	1-0
	Indianapolis Colts	1-0	0-0	1-0
	Jacksonville Jaguars	1-0	0-0	1-0
	Kansas City Chiefs	1-1	0-1	1-2
	Las Vegas Raiders	0-1	0-0	0-1
	Los Angeles Chargers	0-1	0-0	0-1
	Miami Dolphins	1-0	0-0	1-0
	New England Patriots	1-0	0-0	1-0
	New York Jets	1-1	0-0	1-1
Pittsburgh Steelers	1-0	0-0	1-0	
Tennessee Titans	1-0	0-0	1-0	
NATIONAL FOOTBALL CONFERENCE	Arizona Cardinals	1-1	0-0	1-1
	Atlanta Falcons	1-1	0-0	1-1
	Carolina Panthers	1-0	0-0	1-0
	Chicago Bears	1-0	0-0	1-0
	Dallas Cowboys	2-4	0-0	2-4
	Detroit Lions	2-0	0-0	2-0
	Green Bay Packers	2-0	0-0	2-0
	Los Angeles Rams	1-0	0-0	1-0
	Minnesota Vikings	2-0	0-0	2-0
	New Orleans Saints	1-1	0-0	1-1
	New York Giants	4-2	1-0	5-2
	Philadelphia Eagles	---	---	---
	San Francisco 49ers	0-2	1-0	1-2
	Seattle Seahawks	0-1	0-0	0-1
Tampa Bay Buccaneers	1-1	0-2	1-3	
Washington Commanders	5-1	0-0	5-1	
Career Totals		35-18	2-3	37-21



WINNING PERCENTAGE

EAGLES HEAD COACHES (CAREER)

Rk	Head Coach (Years)	W-L	W%
1.	Nick Sirianni (2021-present)	35-18660
2.	Greasy Neale (1941-50).....	63-43-5594
3.	Andy Reid (1999-2012).....	130-93-1583
4.	Rich Kotite (1991-94).....	36-28563
5.	Jim Trimble (1952-55).....	25-20-3556

EAGLES HEAD COACHES (FIRST THREE SEASONS)

Rk	Head Coach (Years)	W-L	W%
1.	Nick Sirianni (2021-23)	34-17667
2t.	Doug Pederson (2016-18).....	29-19604
	Rich Kotite (1995-97).....	29-19604
4t.	Chip Kelly (2013-15).....	27-21563
	Andy Reid (1999-2001).....	27-21563

NFL HEAD COACHES (SINCE 2021)

Rk	Head Coach (Team)	W-L	W%
1.	Andy Reid (Chiefs).....	39-14.....	.736
2.	Sean McDermott (Bills).....	37-15.....	.712
3.	Mike McCarthy (Cowboys).....	37-16.....	.698
4.	Kyle Shanahan (49ers).....	36-17.....	.679
5.	Nick Sirianni (Eagles)	35-18660

finalist for the AP NFL Assistant Coach of the Year award.

In 2021, Sirianni’s debut season as a head coach elicited a 9-8 record and postseason appearance, with the Eagles capturing seven of the last 10 regular-season games to clinch a spot in the playoffs. In total, Philadelphia rushed for a team-record 2,715 yards and allowed only 16 giveaways, which marked the franchise’s fewest in a season in over 30 years. The Eagles had the second-most defensive touchdowns (five) in the league as well.

Prior to arriving in Philadelphia, Sirianni spent three years (2018-20) as the Indianapolis Colts’ offensive coordinator. In that span, the Colts ranked sixth in third-down conversion rate (43.4 pct.), seventh in red zone touch-down efficiency (63.9 pct.), and eighth in points per game (25.9). Indianapolis also surrendered the second-fewest sacks (71) in the league.

Five offensive players received Pro Bowl recognition during Sirianni’s time with the Colts, including **Quenton Nelson** (2019-21), **Ryan Kelly** (2020-21), **Jack Doyle** (2019), **Eric Ebron** (2018), and **Andrew Luck** (2018), who was named AP NFL Comeback Player of the Year after finishing second in touch-down passes (39) in 2018. Moreover, Nelson was first-team All-Pro all three seasons, while Kelly was a second-team All-Pro selection in 2020.

Before he joined Indianapolis, Sirianni was a member of the Los Angeles/San Diego Chargers’ staff for five years (2013-17), including two seasons as the wide receivers coach (2016-17). In 2017, he assisted the top-ranked passing offense (276.9 ypg), which featured a career year from **Keenan Allen**, who was selected as the AP NFL Comeback Player of the Year after ranking third in receiving yards (career-high 1,393) that season.

From 2014-15, Sirianni coached the Chargers’ quarterbacks and helped **Philip Rivers** earn consecutive Pro Bowls while averaging 30 passing touch-downs per season. In 2015, Rivers led the league with a team-record 437 completions for a career-high 4,792 yards (second in the NFL and 10 yards shy of the club record). In 2013, when Sirianni originally joined the Chargers as an offensive quality control coach, Rivers threw for 4,478 yards and 32 touchdowns and recorded a career-high 69.5 completion percentage (378-of-544) en route to AP NFL Comeback Player of the Year honors.

Sirianni began his NFL coaching career with the Kansas City Chiefs, serving as the wide receivers coach (2012) and offensive quality control coach (2009-11). He also worked with the Chiefs’ quarterbacks in 2010 and helped **Matt Cassel** earn his first career Pro Bowl after totaling 3,116 passing yards, 27 touchdowns and a career-high 93.0 passer rating.

Before the NFL, Sirianni spent five years at the collegiate level as the wide receivers coach at Indiana University of Pennsylvania (2006-08) and defensive backs coach at Mount Union (2004-05), his alma mater, helping the Purple Raiders capture a national title during the 2005 season.

A native of Jamestown, NY, Sirianni was a three-year starter at wide receiver at Mount Union, winning three NCAA Division III National Championships (2000-02) and earning All-Ohio Athletic Conference honors as a senior after catching a career-high 13 touchdowns. He also played one year in the Atlantic Indoor Football League with the Canton Legends in 2005.

Sirianni’s brother, Mike, is the head coach at Washington & Jefferson College. His winning percentage of .808 (185-44) is the best in school history and currently ranks fourth-best among all NCAA football coaches with at least 10 years of experience. His brother, Jay, is a former head coach at their alma mater, Southwestern Central High School (Jamestown, NY), where their father, Fran, also spent nine years in the same position and served as the school’s head track coach for 46 seasons. Under Jay, Southwestern Central won New York state titles in 2008 and 2009.

Sirianni and his wife, Brett, have two sons, Jacob and Miles, and one daughter, Taylor.



**MICHAEL
CLAY**

SPECIAL TEAMS COORDINATOR

NFL Experience: 11th Year (6th with Eagles)
College: Oregon Hometown: San Jose, CA

- ▶ Enters his fourth season as Philadelphia's special teams coordinator ... Rejoined the Eagles in 2021 following a five-year stint with the 49ers (2016-20), including four seasons as a special teams assistant
- ▶ Directed one of the top groups in the league in 2023, as Philadelphia ranked 1st in special teams DVOA (4.2%) as well as 5th in *Pro Football Focus* special teams grade (89.0) ... **Jake Elliott** earned All-Pro honors after establishing a team record in FG percentage (93.8%) and **Braden Mann** set club marks in gross (49.8) and net (43.9) punting average
- ▶ Also helped **Britain Covey** cement himself as one of the top punt returners in the league in 2023 ... Covey, who finished as the only player with multiple 50+ yard punt returns (2) that season, was named a Pro Bowl alternate after leading the NFL in punt return yards (417)
- ▶ A member of an Eagles staff that guided the team to a Super Bowl LVII appearance in 2022 ... **Britain Covey** finished 3rd in the NFC in punt return yards (308) and punt return average (9.3) as a rookie
- ▶ Oversaw one of the best years of **Jake Elliott's** career in 2021 ... Elliott was selected to his first Pro Bowl after producing a then-team-record 90.9% FG percentage ... He was one of three NFL kickers to make at least 90% of their FGs and all of their XP attempts (44-of-44)
- ▶ Played LB at Oregon from 2009-12 and was an All-Pac-12 selection ... Signed by the Dolphins as a UDFA in 2013

**VIC
FANGIO**

DEFENSIVE COORDINATOR

NFL Experience: 38th Year (2nd with Eagles)
College: East Stroudsburg Hometown: Dunmore, PA

- ▶ Hired as the Eagles' defensive coordinator during the 2024 offseason ... Brings 38 years of experience to the coaching staff, including 25 as a coordinator ... Has mentored five Pro Football Hall of Famers (**Kevin Greene, Rickey Jackson, Ray Lewis, Sam Mills, and Patrick Willis**)
- ▶ During the 2023 campaign, oversaw the Miami Dolphins' defense and helped the team earn a spot in the AFC playoff picture ... Under his direction, Miami established a franchise record with 56 sacks
- ▶ Prior to his time with the Dolphins, spent the 2022 season working as a consultant for the Eagles, when they advanced to Super Bowl LVII
- ▶ Served as the head coach of the Denver Broncos from 2019-21
- ▶ Voted the AP NFL Assistant Coach of the Year with Chicago in 2018
- ▶ As the 49ers' defensive coordinator (2011-14), helped San Francisco make three playoff appearances, win two NFC West crowns, and reach three NFC Championship Games, including a Super Bowl XLVII bid
- ▶ Spent three years with the Ravens (2006-09) after serving as the defensive coordinator with the Texans (2002-05), Colts (1999-2001) and Panthers (1995-98) ... In 1996, Carolina led the NFL in sacks (60) while allowing just 56 second-half points (Super Bowl-era record)
- ▶ Entered the NFL as a LBs coach with New Orleans (1986-94) ... Started his pro coaching career with the USFL's Philadelphia Stars in 1984

**KELLEN
MOORE**

OFFENSIVE COORDINATOR

NFL Experience: 7th Year (1st with Eagles)
College: Boise State Hometown: Prosser, WA

- ▶ Named the Eagles' offensive coordinator in 2024 ... A former NFL QB, enters his sixth year as an offensive coordinator in the pro ranks
- ▶ Served as the Chargers' offensive coordinator in 2023 ... Helped lead **Keenan Allen** to the Pro Bowl after finishing 6th in the NFL with 108 receptions for 1,243 yards and 7 TDs ... Also guided **Justin Herbert** to the 6th-best TD-INT ratio (2.9) and 9th-most passing TDs (20) in the NFL through Week 14 before sustaining a season-ending injury
- ▶ Spent the first five seasons of his coaching career in Dallas (2018-22), including the last four years as offensive coordinator ... While overseeing the offense, the Cowboys ranked 2nd in the NFL in total offense (391.0 ypg), scoring offense (27.7 ppg) and TDs (210) ... Helped Dallas to three playoff appearances and two NFC East championships while mentoring nine players to a combined 13 Pro Bowl accolades
- ▶ Under Moore's direction in 2022, Dallas navigated an early-season injury to **Dak Prescott** and finished with a 12-5 record and trip to the postseason ... Returning from injury, Prescott ranked T-2nd in the NFL with 20 passing TDs from Week 10-18 ... **CeeDee Lamb**, who had 107 catches for 1,359 yards and 9 TDs, and **Tony Pollard**, who set career highs in rushing yards (1,007) and TDs (9), were voted Pro Bowlers
- ▶ Played collegiately at Boise State, where he finished with a 50-3 (.943) record, marking the most wins by a QB in NCAA history

**JEMAL
SINGLETON**

RUNNING BACKS/ASSISTANT HEAD COACH

NFL Experience: 9th Year (4th with Eagles)
College: Air Force Hometown: San Antonio, TX

- ▶ Joined Philadelphia's coaching staff during the 2021 offseason
- ▶ During the 2023 season, coached **D'Andre Swift** to his first career Pro Bowl after finishing 5th in the NFL in rushing yards (1,049)
- ▶ Helped the Eagles advance to Super Bowl LVII in 2022 ... Philadelphia led the league with a team-record 32 rushing TDs, which tied for the 3rd-most in NFL history, behind the 1962 Packers (36) and 1976 Steelers (33) ... Under his tutelage, **Miles Sanders** earned his first Pro Bowl nod after becoming the team's first 1,000+ yard rusher since 2014
- ▶ Assisted the Eagles to a club-record 2,715 rushing yards in 2021
- ▶ In 2020, helped Cincinnati's RBs register a combined 1,891 scrimmage yards ... Also guided **Joe Mixon** to 1,137 rushing yards in 2019
- ▶ Served as the Colts' RBs coach from 2016-17 ... Worked closely with **Frank Gore**, who became just the fourth RB in NFL history to surpass 1,000 rushing yards (1,025) at age 33-or-older in 2016
- ▶ Was the special teams coordinator/RBs coach at Arkansas in 2015
- ▶ Tutored the RBs at Oklahoma State (2011-14) ... In 2014, Cowboys RBs combined for more than 500 touches without a turnover
- ▶ Spent nine seasons coaching at Air Force (2000, '03-10) ... Worked as the Falcons' RBs coach from 2006-10, producing a conference rushing title and Top 10 national ranking in rushing offense each year



CHRISTIAN PARKER

PASSING GAME COORDINATOR/DEF. BACKS

NFL Experience: 6th Year (1st with Eagles)
College: Richmond Hometown: Richmond, VA



- ▶ Named the Eagles' passing game coordinator/DBs coach during the 2024 offseason following a three-year stint with Denver (2021-23)
- ▶ Oversaw a Broncos secondary in 2023 that featured second-team AP All-Pro **Justin Simmons** as well as Pro Bowler **Pat Surtain** ... Simmons paced Denver's defense with 3 INTs to go along with 70 tackles and 8 PDs, while Surtain finished the season with 12 PDs and 1 INT
- ▶ Helped the Broncos finish 7th in the NFL in yards allowed per game (320.0) during the 2022 campaign ... Under his tutelage, Denver's DBs accounted for 11 of the team's 15 picks, including a league-leading 6 INTs by **Justin Simmons** ... Simmons joined **Pat Surtain** as the only DBs from the same team to earn AP All-Pro accolades that year
- ▶ In his first season with Denver in 2021, assisted a unit that was 8th in the NFL in total defense (326.1 ypg) ... Led **Justin Simmons** to All-Pro honors while **Pat Surtain** was named to the PFWA All-Rookie Team
- ▶ Prior to the Broncos, spent his first two NFL seasons as a defensive quality control coach with the Green Bay Packers (2019-20) ... In 2020, helped **Jaire Alexander** collect his first career AP All-Pro and Pro Bowl accolades after registering 13 pass breakups with 1 INT
- ▶ Spent six seasons coaching in the collegiate ranks, holding stints with Texas A&M (2018), Notre Dame (2017), Norfolk State (2015-16), and Virginia State (2013-14) ... Also played collegiately at Richmond



KEVIN PATULLO

PASSING GAME COORDINATOR/ASSOCIATE HC

NFL Experience: 15th Year (4th with Eagles)
College: South Florida Hometown: Hillsborough, NJ



- ▶ Joined the Eagles as passing game coordinator in 2021 ... Took on the added title of associate head coach during the 2023 offseason
- ▶ Contributed to the 7th-best scoring offense (25.5 ppg) and 8th-best total offense (354.4 ypg) in the NFL in 2023 ... **Jalen Hurts** threw for career highs in yards (3,858) and TDs (23) ... **A.J. Brown** earned AP All-Pro and Pro Bowl recognition after recording 1,456 yards (5th in the NFL) and 7 TDs on 106 receptions (most by a WR in Eagles history)
- ▶ A member of Philadelphia's staff that helped the team make a trip to Super Bowl LVII in 2022 ... Helped the growth of **Jalen Hurts** (top-3 in TD-INT ratio, passer rating, yards per attempt), who finished 2nd in MVP voting, and **A.J. Brown** (team-record 1,496 receiving yards)
- ▶ During his first season with Philadelphia, helped guide **DeVonta Smith** to an Eagles rookie record for receiving yards (916)
- ▶ Served as the Colts' pass game specialist in 2020 ... Indianapolis gave up the 2nd-fewest sacks (21) and 3rd-fewest giveaways (15)
- ▶ Coached the Jets' QBs from 2015-16 ... In 2015, **Ryan Fitzpatrick** had a career-high 3,905 yards and a franchise-record 31 TDs
- ▶ In 2014, worked as the Titans' assistant WRs coach
- ▶ Was an offensive quality control coach with the Bills from 2010-12 ... Started his NFL coaching career with the Chiefs (2007-08)



JEFF STOUTLAND

RUN GAME COORDINATOR/OFFENSIVE LINE

NFL Experience: 12th Year (12th with Eagles)
College: Southern Conn. St. Hometown: New York, NY



SUPER BOWL CHAMPION: 2017 (LII)

- ▶ One of the most respected OL coaches in the country ... Boasts 41 years of coaching experience ... Is the longest-tenured member of the Eagles' coaching staff (named run game coordinator in 2018)
- ▶ Has mentored Pro Bowl players during each of his first 11 seasons in Philadelphia ... Is one of only two OL coaches since the 1970 merger to produce Pro Bowl selections in 11 consecutive years with the same franchise, joining **Jim McNally** (1981-91, Bengals) ... In total, has navigated six individual players to 23 combined Pro Bowl nods
- ▶ Has coached five of the eight OLs with multiple All-Pros in team history (2013, 2017, 2021-23) ... Has also directed four of the six Eagles OLs with three Pro Bowlers (2014, 2019, 2022-23) ... Under his guidance, **Jason Kelce** (seven) and **Brandon Brooks** (three) have the most Pro Bowls at their positions in team history, while **Jason Peters** is the only Eagles tackle to ever earn four straight Pro Bowl selections
- ▶ Helped Philadelphia advance to Super Bowl LVII in 2022
- ▶ Mentored one of the most dominant OLs in the NFL during Philadelphia's **Super Bowl LII**-winning campaign in 2017 ... The Eagles OL has blocked for numerous record-breaking offenses under Stoutland
- ▶ Coached one of the best OLs in college football history at Alabama in 2012 ... Featured two first-team All-Americans and helped the Crimson Tide win their second straight BCS National Championship



CLINT HURTT

SENIOR DEFENSIVE ASSISTANT/DEFENSIVE LINE

NFL Experience: 11th Year (1st with Eagles)
College: Miami (FL) Hometown: Rochester, NY



- ▶ Named the Eagles' senior defensive assistant/DL coach in 2024 after spending seven seasons with the Seahawks (2017-23), including two as defensive coordinator (2022-23) ... A coaching veteran with more than two decades of experience working in the NFL and collegiate ranks
- ▶ His Seahawks defense featured three Pro Bowlers (**Julian Love**, **Bobby Wagner**, and **Devon Witherspoon**) in 2023 ... Wagner, a second-team AP All-Pro, led the NFL with a team-record-tying 183 tackles ... Witherspoon, who earned PFWA All-Rookie honors, finished with the 5th-most PDs (16) in the NFL while tallying 79 tackles, 3.0 sacks and 1 INT-TD ... Love made 110 tackles with career highs in PDs (10) and INTs (4)
- ▶ Leading significant changes to Seattle's scheme in the switch to a 3-4 defense in 2022, his first year as defensive coordinator resulted in an improved pass rush as the Seahawks ranked T-7th in sacks (45) ... Seattle also ranked 3rd in FFs (18) and 8th in takeaways (25, tied)
- ▶ Served as the Seahawks' DL coach from 2017-21, including adding the title and responsibilities of assistant head coach in 2018
- ▶ Served as the OLBs coach for the Chicago Bears from 2015-16 after originally joining the staff as an assistant DL coach in 2014
- ▶ Before the NFL, spent 13 seasons in the collegiate ranks with stints at Louisville (2010-13), Miami (FL) (2001-04, 2006-09) and Florida International (2005) ... Was a three-year letterman at Miami (1997-2000)



**ROY
ANDERSON**
CORNERBACKS



NFL Experience: 16th Year (1st with Eagles)
College: Howard Hometown: Tallahassee, FL

- ▶ Joined the Eagles' staff as the CBs coach during the 2024 offseason
- ▶ Spent the 2023 campaign as Seattle's secondary coach ... Worked with two Pro Bowlers – **Julian Love** and **Devon Witherspoon** ... Love registered 110 tackles with career highs in PDs (10) and INTs (4) ... Witherspoon, who received PFWA All-Rookie honors, had the 5th-most PDs (16) in the NFL while adding 79 tackles, 3.0 sacks and 1 INT-TD
- ▶ Served as the Vikings' assistant DBs/safeties coach from 2020-22 ... In 2022, **Harrison Smith** ranked T-5th in the league with 5 INTs ... Smith additionally recorded a team-high 5 INTs during the 2020 season
- ▶ Worked as the Chicago Bears' assistant DBs coach from 2017-18
- ▶ Coached the safeties in Indianapolis during the 2012-15 seasons ... In that role, helped **Mike Adams** receive consecutive Pro Bowl nods in 2014-15 ... In 2015, Adams posted 5 INTs, including 1 TD, while adding 93 tackles and tying a career best with 11 PDs ... Adams also tied for the league lead in takeaways (7) during the 2014 campaign
- ▶ A member of the Ravens' defensive coaching staff from 2008-11 ... In 2010, assisted **Ed Reed** in collecting first-team AP All-Pro accolades after pacing the NFL with 8 INTs and a career-high 16 PDs
- ▶ Also held stints in college at LSU (2004, '19), Florida State (2003) and Florida A&M (2002) ... Played QB at Howard from 1998-2001



**JOE
KASPER**
SAFETIES



NFL Experience: 6th Year (3rd with Eagles)
College: Baldwin Wallace Hometown: Mentor, OH

- ▶ Re-joined the Eagles as the team's safeties coach during the 2024 offseason after spending the 2023 campaign with the Dolphins
- ▶ Coached Miami's safeties in 2023, assisting a unit that finished 8th in takeaways (27, tied) and 10th in total defense (318.3 ypg)
- ▶ As a second-year defensive quality control coach with the Eagles in 2022, contributed to a staff that helped the team advance to Super Bowl LVII ... Philadelphia totaled the 3rd-most sacks (70, tied) in NFL history and finished first in passing defense (179.8 ypg)
- ▶ In his first year with Philadelphia's coaching staff, aided a defense that allowed the 5th-fewest explosive plays (117) in the league
- ▶ With the Blue Devils, worked with the QBs (2020) and DBs (2019) as a graduate assistant ... During the 2019 season, Duke's defense ranked 3rd in the ACC and 24th nationally in passing yards allowed per game ... Helped the Blue Devils rank 4th in the conference in passing yards allowed per game and 5th in pass efficiency defense in 2018
- ▶ Coached the WRs at John Carroll in 2017 ... Also coached the DBs at Mentor (OH) High School during the 2015-16 seasons
- ▶ During his first stint in the NFL, served as a player personnel and development assistant with the Cleveland Browns from 2013-14
- ▶ Played safety in college at Baldwin Wallace (Berea, OH)



**BOBBY
KING**
INSIDE LINEBACKERS



NFL Experience: 15th Year (1st with Eagles)
College: Texas-El Paso Hometown: Louisville, KY

- ▶ Named the Eagles' inside LBs coach during the 2024 offseason after spending two years (2022-23) as the Titans' inside LBs coach
- ▶ In his second season with Tennessee in 2023, assisted a defense that ranked 1st in the league in red zone TD efficiency (37.7%) ... Steered **Azeez Al-Shaair** to a career-high 163 tackles (5th-most in NFL)
- ▶ Oversaw a group of LBs that helped Tennessee pace the NFL in both rushing defense (76.9 ypg) and opponent yards per rush (3.4) in 2022 ... The Titans' LBs also helped limit opponents to just 9 rushing TDs
- ▶ Spent five seasons with the Texans (2017-21), working with the DL (2021), inside LBs (2018-20) and LBs (2017) ... In 2020, directed **Zach Cunningham** to a league-leading and career-best 163 tackles
- ▶ In 2019, facilitated a standout season by **Zach Cunningham**, who recorded the 6th-most tackles (137) in Texans history at the time ... Also guided **Bernardrick McKinney** to his first Pro Bowl nod after the 2018 season, when he produced 105 tackles, 7 PDs and 1.5 sacks
- ▶ Served as the assistant LBs coach for the San Diego Chargers during the 2014-16 seasons ... In 2015, helped guide **Melvin Ingram** to his first career year with double-digit sacks (10.5, T-12th in NFL)
- ▶ Began his NFL coaching career in 2010 as a defensive quality control coach with the Dallas Cowboys under **Wade Phillips'** direction



**JASON
MICHAEL**
TIGHT ENDS



NFL Experience: 19th Year (4th with Eagles)
College: Western Kentucky Hometown: Louisa, KY

- ▶ Joined the Eagles as the TEs coach during the 2021 offseason
- ▶ Guided **Dallas Goedert** to a career-high 59 catches in 2023
- ▶ During the 2022 season, when Philadelphia advanced to Super Bowl LVII, coached **Dallas Goedert** to his second straight year with 700 receiving yards (702) ... Despite missing five games, Goedert still ranked 3rd among TEs in yards after the catch (420) and receiving yards
- ▶ Facilitated a breakout campaign by Goedert in 2021 ... Totaled the 5th-most receiving yards (career-high 830) among NFL TEs ... Ranked 2nd among his position in yards per reception (career-high 14.8)
- ▶ Served as the Colts' TEs coach from 2019-20, where he coached with **Nick Sirianni** ... In 2020, guided **Jack Doyle** to his second Pro Bowl honor after he totaled 43 receptions for 448 yards and 4 TDs
- ▶ Spent four years with the Titans as the QBs coach (2016-17) and offensive coordinator (2014-15) ... Played a key role developing **Marcus Mariota** ... In 2015, **Delanie Walker** made the Pro Bowl after leading all TEs in catches (94) and posting a career-high in yards (1,088)
- ▶ Coached the Chargers' TEs from 2011-13 ... During that span, **Antonio Gates** registered the 4th-most receptions (190) among NFL TEs
- ▶ Worked as a QBs/quality control coach with the Jets in 2006 ... Held a quality control role with the Raiders during the 2005 season



AARON MOOREHEAD

WIDE RECEIVERS

NFL Experience: 5th Year (5th with Eagles)
College: Illinois Hometown: Deerfield, IL



SUPER BOWL CHAMPION: 2006 (XLI)

- ▶ Enters his fifth overall season as the Eagles' WRs coach
- ▶ Helped **A.J. Brown** earn AP All-Pro and Pro Bowl honors in 2023, when he produced 1,456 yards (5th in NFL) on 106 catches (most by WR in team history) ... Brown also set an NFL record with 125+ receiving yards in 6 consecutive games between Weeks 3-8 ... Brown and **DeVonta Smith** (1,066) totaled 1,000+ yards for the second year in a row
- ▶ Oversaw record-breaking performances by **A.J. Brown** and **DeVonta Smith** in 2022, when Philadelphia reached Super Bowl LVII ... The pair became the first 1,000+ yard receiving duo in Eagles history ... Brown produced a franchise-record 1,496 receiving yards
- ▶ Led **DeVonta Smith** to a team rookie receiving record (916) in 2021
- ▶ Served in the same capacity at Vanderbilt from 2018-19
- ▶ Mentored the WRs at Texas A&M from 2015-17, where he led a group that featured **Christian Kirk** and **Josh Reynolds**
- ▶ From 2013-14, worked as the WRs coach at Virginia Tech
- ▶ Spent the 2010-12 seasons as an offensive assistant at Stanford
- ▶ Played five seasons (2003-07) in the NFL with the Indianapolis Colts, including a **Super Bowl XLI** championship after the 2006 campaign
- ▶ Moorehead and his father, Emery (played in NFL from 1977-88), were the first father-son duo to play in and win a Super Bowl



DOUG NUSSMEIER

QUARTERBACKS

NFL Experience: 9th Year (1st with Eagles)
College: Idaho Hometown: Portland, OR



- ▶ Hired as Philadelphia's QBs coach during the 2024 offseason ... Brings more than two decades of coaching experience to the Eagles' staff
- ▶ Coached the L.A. Chargers' QBs in 2023 ... Under his guidance, **Justin Herbert** completed 295-of-517 (65.1%) attempts for 3,134 yards, 20 TDs, 7 INTs, and a 93.2 passer rating in 13 games ... Herbert registered the 6th-best TD-INT ratio (2.9) and 9th-most passing TDs in the NFL through Week 14 before sustaining a season-ending injury
- ▶ Spent five seasons with the Dallas Cowboys (2018-22), including stints as the QBs coach (2020-22) and TEs coach (2018-19) ... From 2020-22, Dallas produced the 4th-most total yards per game (378.0) in the league, despite using five different starting QBs in that span
- ▶ In 2022, **Dak Prescott** returned from injury midseason and ranked T-1st in the NFL with 20 passing TDs from Weeks 10-18 ... In 2021, Prescott threw for a franchise-record 37 TDs while ranking 3rd in the NFL with a 104.2 passer rating ... Prescott also averaged 371.2 passing yards per game through the first five weeks of the 2020 season, setting an NFL record before enduring an injury that ended his year prematurely
- ▶ From 2008-17, served as an offensive coordinator/QBs coach in the collegiate ranks at Florida (2015-17), Michigan (2014), Alabama (2012-13), Washington (2009-11) and Fresno State (2008) ... Captured the 2013 BCS National Championship with the Crimson Tide



JEREMIAH WASHBURN

DEFENSIVE ENDS/OUTSIDE LINEBACKERS

NFL Experience: 23rd Year (6th with Eagles)
College: Arkansas Hometown: Shelby, NC



- ▶ Begins his sixth season with the Eagles and third as the team's DEs/OLBs coach ... Served as Philadelphia's senior defensive assistant from 2020-21 after joining as an advanced projects coordinator in 2019
- ▶ In 2023, helped **Haason Reddick** earn his second Pro Bowl honor after recording a career-high 70 pressures with 23 QB hits, 13 TFLs and 11.0 sacks ... **Josh Sweat** also produced a career-high 75 pressures
- ▶ A member of an Eagles staff that helped the team reach Super Bowl LVII in 2022 ... Oversaw a group of edge rushers that helped engineer the 3rd-most sacks (70) in NFL history ... Philadelphia also became the first team to have four different players record double-digit sacks in the same year ... **Haason Reddick** received first-team AP All-Pro honors after finishing 2nd in the league with a career-high 16.0 sacks
- ▶ In 2021, helped an Eagles defense that allowed the 9th-fewest rushing yards per game (107.9) and 10th-fewest total yards per game (328.8)
- ▶ Served as the OL coach for the Dolphins in 2018 ... Spent the 2017 season coaching the Bears' OL after working as the assistant OL coach with the Dolphins in 2016 ... Began his NFL coaching career with the Lions as an OL coach (2013-15) and assistant OL coach (2009-12)
- ▶ Spent six years with the Ravens working as an area scout (2005-08) and player personnel assistant (2003-04) ... Also served as a football operations assistant for the Panthers in 2002




JOE PANNUNZIO

ASSISTANT SPECIAL TEAMS COORDINATOR

NFL Experience: 8th Year (8th with Eagles)
College: Southern Colorado Hometown: Pueblo, CO



- ▶ Named the Eagles' assistant special teams coordinator in 2021
- ▶ In 2023, assisted a unit that saw **Jake Elliott** establish a team record in FG percentage (93.8%), while **Braden Mann** set club marks in gross (49.8) and net (43.9) punting average ... **Britain Covey** led the NFL in punt return yards (417) and ranked 2nd in punt return average (14.4)
- ▶ Helped Philadelphia advance to Super Bowl LVII in 2022
- ▶ Supported a special teams operation that featured Pro Bowler **Jake Elliott**, who posted a then-team-record 90.9% FG percentage
- ▶ Re-joined Philadelphia's coaching staff in 2019 as the director of team development and held that role for two years
- ▶ Served as the special teams coordinator/TEs coach (2017) and RBs coach (2018) at Alabama after working as the Eagles' director of personnel operations (2015-16) ... Also spent 2011-14 at Alabama
- ▶ Worked as the TEs coach/special teams coordinator at Miami (FL) from 2006-10 ... Tutored players such as **Greg Olsen** and **Jimmy Graham**
- ▶ Was the head coach at Murray State from 2000-05
- ▶ Coached under **Tommy Tuberville** at both Auburn (1999) and Mississippi (1995-98), working with the TEs and special teams ... Also had the same position with **Jim Wacker** at Minnesota (1992-94) ... Was the OL/TEs/special teams coach under Wacker at TCU (1990-91)



TYLER BROWN

SPECIAL TEAMS ASSISTANT

NFL Experience: 4th Year (4th with Eagles)
College: Rowan Hometown: Marlton, NJ



- ▶ Named a special teams assistant during the 2023 offseason after originally joining the staff as special teams quality control coach in 2021
- ▶ Supported a special teams group that ranked 1st in the NFL in special teams DVOA (4.2%) and 5th in *Pro Football Focus* special teams grade (89.0) in 2023 ... **Jake Elliott** established a franchise record in FG percentage (93.8%) and **Braden Mann** set team marks in gross (49.8) and net (43.9) punting average ... **Britain Covey** also led the NFL in punt return yards (417) and ranked 2nd in punt return average (14.4)
- ▶ Aided a special teams coaching staff that helped guide the Eagles to a Super Bowl LVII appearance during the 2022 campaign
- ▶ In his first year with the Eagles, aided a special teams unit led by **Jake Elliott**, who registered a then-club-record 90.9% FG percentage
- ▶ Spent five seasons at Michigan as a special teams graduate assistant (2019-20) and special teams analyst (2016-18) under **Jim Harbaugh**
- ▶ Was a special teams consultant under **Matt Rhule** at Temple (2014-15)
- ▶ Mentored by his father, Randy, who is a special teams coach with the Ravens and previously worked with the Eagles from 2004-05
- ▶ While attending Rowan University, trained specialists and established a track record of working with some of the top all-conference and all-state high school kickers in New Jersey



T.J. PAGANETTI

RUN GAME SPECIALIST/ASSISTANT OL

NFL Experience: 10th Year (10th with Eagles)
College: Oregon Hometown: Bedford, MA



SUPER BOWL CHAMPION: 2017 (LII)

- ▶ Named the Eagles' run game specialist/assistant OL coach in 2024
- ▶ Served as Philadelphia's run game specialist/assistant TEs coach in 2023 ... Assisted **Dallas Goedert** to a career-high 59 receptions
- ▶ Helped Philadelphia advance to Super Bowl LVII in 2022
- ▶ As an offensive quality control coach in 2021, helped the Eagles rank 1st in the NFL with team records in rushing yards (2,715) and rushing TDs (25) ... The Eagles also produced the 4th-highest third-down percentage (franchise-record 45.7%) and ranked 5th in turnovers (16)
- ▶ Served as the Eagles' assistant RBs coach for two seasons (2019-20) and was also the assistant run game coordinator in 2020
- ▶ Assisted **Miles Sanders'** PFWA All-Rookie season in 2019
- ▶ Helped coach one of the NFL's most dominant OLs during the Eagles' **Super Bowl LII**-winning campaign in 2017 ... That season, Philadelphia ranked 3rd in the NFL in rushing yards per game (132.2)
- ▶ Returned to the Eagles' coaching staff as an offensive quality control/assistant OL coach in 2017 and served in that role for two seasons
- ▶ During his time as an analyst, the Eagles established team records in points (474), TDs (54), passing yards (4,581) and first downs (356) in 2014 and total yards (6,676) and fewest turnovers (19) in 2013
- ▶ Held various coaching roles at Oregon (2007-12, 2015-16)



KYLE VALERO

OFFENSIVE ASSISTANT

NFL Experience: 14th Year (1st with Eagles)
College: Florida State Hometown: Fountain Valley, CA



- ▶ Hired by Philadelphia as an offensive assistant in 2024 after spending the previous nine years of his career with the Cowboys (2014-22)
- ▶ From 2020-22, served as Dallas' quality control/analytics coach while working closely with the team's WRs ... In 2022, helped Dallas rank 4th in the NFL in scoring (27.5 ppg) while assisting **CeeDee Lamb** to top-6 finishes among WRs in catches (107), yards (1,359) and TDs (9)
- ▶ During the 2021 season, helped in the Cowboys' offensive game-planning that produced the No. 1-ranked total offense (407.0 ypg) and scoring offense (31.2 ppg) in the league ... **CeeDee Lamb** (1,102) also recorded his first 1,000+ yard season en route to Pro Bowl honors
- ▶ In 2020, the Cowboys' WR corps finished 3rd in the NFC in receiving yards (4,511) and 1st in receptions (413) despite undergoing four QB changes that season ... Helped **CeeDee Lamb** set a franchise rookie mark for receptions (74) while totaling 934 yards ... **Amari Cooper** also finished with a career-high 92 catches for 1,114 yards and 5 TDs
- ▶ Prior to joining the Cowboys, spent four years as an offensive assistant with the Lions, holding the titles of assistant WRs coach (2013) and offensive quality control coach (2010-12) ... During his time in Detroit, worked with Pro Football Hall of Famer **Calvin Johnson**, who set the NFL single-season record for receiving yards (1,964) in 2012
- ▶ Spent two years as a student assistant at Florida State (2008-09)



RONELL WILLIAMS

ASSISTANT LINEBACKERS/DEFENSIVE QC

NFL Experience: 6th Year (2nd with Eagles)
College: West Chester Hometown: Chester, PA



- ▶ Enters his first year as Philadelphia's assistant LBs/defensive quality control coach after serving as the nickels coach in 2023
- ▶ Helped navigate injuries throughout the 2023 season by developing a group of young DBs and mixing in veteran experience at the slot
- ▶ Prior to joining the Eagles' staff, spent five years working as a defensive quality control coach with Chicago (2019-22),
- ▶ In 2021, supported a Bears defense that led the NFL in sacks per pass attempt (10.3%) and totaled the 4th-most sacks (48) overall, including a franchise-record 18.5 sacks by **Robert Quinn** ... Chicago finished 3rd in passing defense (191.6 ypg) and 6th in total defense (316.7 ypg)
- ▶ During the 2020 campaign, helped the Bears rank 5th in red zone defense (54.7%) as well as 8th in third-down defense (38.1%)
- ▶ In his first year with Chicago in 2019, aided a unit that registered top 10 rankings in total defense (324.1 ypg, 8th), passing defense (222.1 ypg, 9th) and rushing defense (102.0 ypg, 9th)
- ▶ Before his time with the Bears, spent the 2017-18 seasons as a graduate assistant/defensive analyst at Temple ... Also served as the LBs coach at Widener during the 2016 campaign
- ▶ A native of Chester, PA, who played collegiately at West Chester as a LB, where he led the team in tackles from 2011-13



ERIC DICKERSON

OFFENSIVE QUALITY CONTROL



NFL Experience: 4th Year (4th with Eagles)
College: South Carolina State Hometown: Goose Creek, SC

- ▶ Named an offensive quality control coach in 2022 after working as a defensive assistant in 2021 ... First joined the Eagles' staff through the NFL's Bill Walsh Diversity Coaching Fellowship Program
- ▶ Supported an offense that set an Eagles record in third-down percentage (48.0%, 3rd in NFL) for the second consecutive year in 2023
- ▶ Aided an Eagles coaching staff that helped the team advance to Super Bowl LVII in 2022 ... Assisted a record-breaking offense that set club marks in points (477), scrimmage TDs (57), rushing TDs (32), third-down conversion rate (45.9%) and red zone TD efficiency (67.8%)
- ▶ During the 2021 season, contributed to an Eagles defensive unit that allowed the 5th-fewest explosive plays (117) in the NFL, while ranking 10th in opponent yards per game (328.8) ... Philadelphia also tied for the 2nd-most defensive TDs (5) in the league
- ▶ Before the Eagles, spent three years at Duke as a football analyst from 2018-20, working on special teams and with the WRs/TEs on offense ... In that span, the Blue Devils produced Top 3 ACC finishes in kickoff return yards and punt return yards in 2019 and 2020 ... Helped guide **Noah Gray** to second-team All-America accolades after he totaled the 2nd-most receptions (51) by a TE in program history in 2019
- ▶ Started his coaching career working with the TEs and FBs at his alma mater, South Carolina State, during the 2017 campaign



TYLER SCUDDER

DEFENSIVE QUALITY CONTROL



NFL Experience: 4th Year (4th with Eagles)
College: West Virginia Hometown: Gettysburg, PA

- ▶ Named a defensive quality control coach during the 2024 offseason
- ▶ Served as an assistant LBs coach in 2023 ... Helped coach **Nicholas Morrow** to 93 tackles with career highs in TFLs (12) and sacks (3.0)
- ▶ In 2022, supported Philadelphia's defense en route to Super Bowl LVII ... The Eagles posted the 3rd-most sacks (70) in NFL history while also ranking 1st in passing defense (179.8 ypg), 2nd in total defense (301.5 ypg), 3rd in opponent passer rating (81.6) and 4th in takeaways (27)
- ▶ In his debut season with Philadelphia, aided a staff that guided the team to a 9-8 record and playoff berth, producing numerous franchise records and Top 10 NFL rankings in all three phases
- ▶ Prior to Philadelphia, enjoyed a three-year stint as a senior defensive quality control coach at Iowa State (2018-20) ... With the Cyclones, helped Iowa State reach Top 3 Big 12 rankings in scoring defense in 2018 (22.9 ppg, 1st), 2019 (25.9 ppg, 3rd) and 2020 (21.4 ppg, 2nd)
- ▶ Spent four years at Duquesne as co-defensive coordinator/LBs coach (2015-17) and LBs coach (2014) ... **Christian Kuntz**, became the NEC's all-time sack leader (30.5) and was a three-time FCS All-American
- ▶ Mentored the CBs and LBs at Indiana University of Pennsylvania (2010-12) ... The Crimson Hawks ranked 1st in Division II football in scoring defense (12.5 ppg) and total defense (257.9 ypg) in 2012



TYLER YELK

HEAD COACH QUALITY CONTROL



NFL Experience: 2nd Year (2nd with Eagles)
College: Minnesota-Duluth Hometown: Arlington, WI

- ▶ Enters his second year with the Eagles' coaching staff ... Named head coach quality control during the 2024 offseason after originally joining the organization as the assistant to the head coach in 2023 ... Prior to that, spent the previous 14 seasons working in the collegiate ranks
- ▶ Supported a staff that helped guide the team to an 11-6 record and playoff appearance during his first season in Philadelphia in 2023
- ▶ In 2022, coached the safeties at Idaho and assisted a defense that led the conference and ranked T-5th overall in the FCS in INTs (16) ... In addition, the Vandals finished 2nd among Big Sky programs in total defense (336.8 ypg) as well as 3rd in passing defense (190.0 ypg)
- ▶ Coached the safeties and nickels at Temple from 2019-21
- ▶ Worked with the safeties at Northern Illinois in 2018 ... Helped the Huskies rank 1st in the conference in both scoring and total defense
- ▶ From 2016-17, served as the co-defensive coordinator and safeties coach at South Dakota ... Also worked at Western Illinois as the DBs/special teams coach (2013-14) and co-defensive coordinator (2015)
- ▶ Began his coaching career at his alma mater, Minnesota-Duluth, in 2009 ... In 2010, when Minnesota-Duluth claimed the NCAA Division II title, he became the first Bulldog to win a national championship as both a player and coach



DOM DISANDRO

SENIOR ADVISOR TO THE G.M./CHIEF SECURITY OFFICER/GAMEDAY COACHING OPERATIONS



NFL Experience: 26th Year (26th with Eagles)

SUPER BOWL CHAMPION: 2017 (LII)

- ▶ Enters his 26th year with the Eagles ... Added the title and responsibilities of gameday coaching operations during the 2024 offseason
- ▶ Oversees all safety and security matters for players, coaches, and executives ... Also directs security at the team's training complex, is responsible for security measures related to team travel and logistics, and provides education on the NFL's personal conduct policy
- ▶ Originally joined the organization in 1999



PLAYER BIOS



[FRONT OFFICE & COACHING STAFF](#)

[PLAYER BIOS](#)

[ROSTER BREAKDOWN](#)

[2024 EAGLES STATISTICS](#)

[RECORD BOOK](#)

[NFL STATISTICS](#)

[OFF THE FIELD](#)



SAQUON BARKLEY

RUNNING BACK | 26

(pronounced SAY-kwon)

Height: 6-0 Weight: 232 DOB: Feb. 9, 1997 (Age 27)
 NFL Experience: 7th Year (1st with Eagles) Draft: D1-18 (2nd overall) by NYG Acquired: FA-NYG-24
 College: Penn State Hometown (HS): Coplay, PA (Whitehall)



PRO BOWL: 2019, 2023 NFL OROY: 2018 ALL-ROOKIE: 2018

CAREER STATISTICS

Year	Team	GP/S	RUSHING					RECEIVING					OFF SNAPS		
			Att	Yds	Avg	Lg	TD	Rec	Yds	Avg	Lg	TD	TYS	No	Pct
2018	N.Y. Giants	16/16	261	1,307	5.0	78t	11	91	721	7.9	57t	4	2,028	852	83%
2019	N.Y. Giants	13/13	217	1,003	4.6	68t	6	52	438	8.4	65	2	1,441	728	68%
2020	N.Y. Giants	2/2	19	34	1.8	18	0	6	60	10.0	38	0	94	67	7%
2021	N.Y. Giants	13/13	162	593	3.7	41	2	41	263	6.4	54t	2	856	513	47%
2022	N.Y. Giants	16/16	295	1,312	4.4	68	10	57	338	5.9	41	0	1,650	856	75%
2023	N.Y. Giants	14/14	247	962	3.9	36	6	41	280	6.8	46	4	1,242	717	65%
2024	Philadelphia	2/2	46	204	4.4	34	2	6	44	7.3	18t	1	248	125	85%
Totals		76/76	1,247	5,415	4.3	78t	37	294	2,144	7.3	65	13	7,559	---	---

PLAYOFFS

2022	N.Y. Giants	2/2	18	114	6.3	39	2	7	77	11.0	24	0	191	---	---
Totals		2/2	18	114	6.3	39	2	7	77	11.0	24	0	191	---	---

ADDITIONAL STATISTICS

Fumbles/Lost: 6/3 - 2019 (1/0), 2021 (2/1), 2022 (1/0), 2023 (2/2) Fumble Recoveries: 3 - 2019 (1), 2023 (2)

CAREER HIGHS

Rush Attempts	36	10/29/23 vs. NYJ
Rushing Yards	189	12/22/19 at Was.
Rushing Long	78t	12/9/18 at Was.
Rushing TDs	2	5x, last: 9/6/24 vs. GB
Receptions	14	9/16/18 at Dal.
Receiving Yards	99	10/11/18 vs. Phi.
Receiving Long	65	11/4/19 vs. Dal.
Receiving TDs	2	2x, last: 11/19/23 at Was.
Scrimmage Yards	279	12/22/19 at Was.
Scrimmage TDs	3	11/18/18 vs. TB

BIRDSEED

- ▶ Honored as the Giants' Walter Payton NFL Man of the Year candidate in 2022 and 2023 ... The award is considered the NFL's most prestigious honor and recognizes players who have exhibited excellence on the field as well as a passion to impact the lives of others
- ▶ Created the Michael Ann and Saquon Barkley Hope Foundation ... The group's mission is to support the goals and dreams of youth through scholarships, educational assistance and athletics guidance
- ▶ Established the Saquon Barkley Center of Excellence with St. Luke's University Health Network in Whitehall, PA, to bring opportunities to underserved youth with a focus on physical activity and academics
- ▶ Comes from a family with a boxing history ... His father, Alibay, was an amateur boxer, while his great uncle, Iran Barkley, was a professional boxer and world champion in three different weight divisions

CAREER HIGHLIGHTS

- ▶ Originally selected by the Giants with the 2nd-overall pick in the 2018 NFL Draft ... Spent the first six seasons (2018-23) of his career in New York, rushing for 5,211 yards and 35 TDs on 1,201 carries (4.3 avg.) while catching 288 passes for 2,100 yards (7.3 avg.) and 12 TDs
- ▶ Earned his second **Pro Bowl** nod and was named one of three finalists for the NFL Comeback Player of the Year Award after the 2022 campaign ... Totaled career highs in carries (295) and rushing yards (1,312) while producing 10 TDs and hauling in 57 passes for 338 yards
- ▶ Voted the **NFL Offensive Rookie of the Year** while earning **Pro Bowl** and PFWA **All-Rookie** honors following the 2018 season, when he produced Giants rookie records with 1,307 rushing yards (2nd in the NFL in 2018), 91 catches and 15 total TDs (11 rushing, 4 receiving)





2024 GAME-BY-GAME STATISTICS (PHI)

				RUSHING					RECEIVING					OFF SNAPS		
Date	Opp		GP/S	Att	Yds	Avg	Lg	TD	Rec	Yds	Avg	Lg	TD	TYS	No	Pct
Sep 6	GB	W	1/1	24	109	4.5	34	2	2	23	11.5	18t	1	132	61	80%
Sep 16	Atl	L	1/1	22	95	4.3	11	0	4	21	5.3	10	0	116	64	90%
Sep 22	at NO															
Sep 29	at TB															
Oct 13	Cle															
Oct 20	at NYG															
Oct 27	at Cin															
Nov 3	Jax															
Nov 10	at Dal															
Nov 14	Was															
Nov 24	at LAR															
Dec 1	at Bal															
Dec 8	Car															
Dec 15	Pit															
Dec 22	at Was															
Dec 29	Dal															
Jan 5	NYG															
Totals			2/2	46	204	4.4	34	2	6	44	7.3	18t	1	248	125	85%

NOTES TO KNOW

- ▶ Is one of five NFL RBs with 5,000+ rushing yards (5,211) and 2,000+ receiving yards (2,100) since 2018, joining **Ezekiel Elliott**, **Aaron Jones**, **Alvin Kamara** and **Christian McCaffrey** in that category

2024 SEASON - EAGLES

- ▶ Earned **NFC Offensive Player of the Week** honors after recording 109 rushing yards and 3 TDs in the 34-29 win vs Green Bay (9/6/24) ... He became the second player in Eagles history to record 3+ TDs in their debut with the team, joining **Terrell Owens** in 2004 ... Also the first Eagle to rush for 100+ yards and 2 TDs with 1 receiving TD since **Brian Westbrook** on 11/27/08 vs. Arizona

2023 SEASON - GIANTS

- ▶ Combined for 1,242 scrimmage yards (962 rushing, 280 receiving) and 10 scrimmage TDs (6 rushing, career-high-tying 4 receiving) across 14 games ... Marked his second consecutive season with 1,000+ scrimmage yards and 10+ scrimmage TDs, joining **Derrick Henry** and **Christian McCaffrey** as the only NFL RBs to do so from 2022-23
- ▶ Posted a season-high 140 scrimmage yards (83 rushing, 57 receiving) and 2 TDs in the 31-19 win at Washington (11/19/23) ... Recorded a season-high 128 rushing yards at N.Y. Jets (10/29/23)

COLLEGE HIGHLIGHTS

- ▶ Played collegiately at Penn State (2015-17), finishing his time with 671 carries for 3,843 yards (5.7 avg.) and 43 TDs while catching 102 passes for 1,195 yards (11.7 avg.) with 8 TDs ... Amassed 5,538 total yards on 791 touches for averages of 7.0 yards per play and 145.7 yards per game ... Ended his career as the Nittany Lions' all-time leader in all-purpose yards (5,538), total TDs (53) and rushing TDs (43) ... Additionally, his 318 points were the most ever by a Penn State non-kicker
- ▶ A two-time Big Ten Most Valuable Player (2016-17), Big Ten Offensive Player of the Year (2016-17), Big Ten Running Back of the Year (2016-17) and first-team All-Big Ten selection (2016-17) ... Received the Paul Hornung Award (nation's most versatile player) and was a consensus

MOST RUSHING YARDS

Date	Opponent	Yds
12/22/19	at Washington Redskins (W, 41-35)	189
12/9/18	at Washington Redskins (W, 40-16)	170
9/11/22	at Tennessee Titans (W, 21-20)	164
11/13/22	vs. Houston Texans (W, 24-16)	152
10/2/22	vs. Chicago Bears (W, 20-12)	146

Hobbies: Hanging out with his family and playing golf (loves finding and exploring new courses) ... **If he could have a career outside of football:** TV personality talking about sports and life ... **Surprisingly good at:** Connect Four ... **Karaoke song of choice:** "Let Me Love You" by Mario ... **Favorite athletes to watch:** Shakur Stevenson and Gervonta Davis ... **Favorite TV show:** Martin



All-America selection in 2017, when he rushed for 1,271 yards on 217 attempts (5.9 avg.) with 18 TDs, along with 2 kickoff return TDs

TRANSACTIONS

- ▶ **2018** - Drafted by NYG in 1st round (2nd overall) ... **4/28/21** - 5th-year option exercised by NYG ... **11/3/21** - Placed on Reserve/COVID-19 ... **11/5/21** - Activated from Reserve/COVID-19 ... **3/7/23** - Signed by NYG to franchise tag ... **3/13/24** - Agreed to terms with PHI on 3-year contract



ZACK BAUN

LINEBACKER | 53



Height: 6-3 Weight: 225 DOB: Dec. 30, 1996 (Age 27)
 NFL Experience: 5th Year (1st with Eagles) Draft: D3-20 (74th overall) by NO Acquired: FA-NO-24
 College: Wisconsin Hometown (HS): West Bend, WI (Brown Deer)

CAREER STATISTICS

Year	Team	GP/S	TACKLES				PASS RUSH			INTERCEPTIONS					FUMBLES		DEF SNAPS	
			Total	Solo	Asst	TFL	Sacks	QBH	QBP	Int	Yds	Lg	TD	PD	FF	FR	No	Pct
2020	New Orleans	15/3	8	3	5	1	0.0	0	1	0	0	--	0	0	0	0	82	8%
2021	New Orleans	17/4	22	16	6	0	0.0	2	2	0	0	--	0	0	0	0	194	17%
2022	New Orleans	13/1	8	6	2	1	0.0	2	1	0	0	--	0	0	0	0	83	7%
2023	New Orleans	17/6	27	18	9	4	2.0	4	16	1	10	10	0	2	0	0	301	27%
2024	Philadelphia	2/2	24	18	6	1	2.0	2	3	0	0	--	0	0	0	0	127	99%
Totals		64/16	89	61	28	7	4.0	10	23	1	10	10	0	2	0	0	---	---

PLAYOFFS

2020	New Orleans	2/0	2	1	1	0	0.0	0	0	0	0	--	0	0	0	0	20	16%
Totals		2/0	2	1	1	0	0.0	0	0	0	0	--	0	0	0	0	---	---

ADDITIONAL STATISTICS

Special Teams Tackles: 17 - 2020 (4) 2021 (6), 2022 (5), 2023 (2) Fumbles/Lost: 1/1 - 2023 (1/1)

CAREER HIGHS

Tackles	15	9/6/24 vs. GB
Sacks	2.0	9/6/24 vs. GB
INTs	1	10/15/23 at Hou.
PDs	1	2x, last: 12/31/23 at TB
FFs	--	--
FRs	--	--

BIRDSEED

- ▶ Has represented the Special Olympics through the NFL's *My Cause My Cleats* initiative ... The Special Olympics offers sports and health programs to athletes with intellectual disabilities around the world
- ▶ Played QB and OLB at Brown Deer (WI) High School ... Threw for 3,061 yards and ran for 3,923 yards while recording 94 total TDs (67 rushing, 27 passing) ... Selected a first-team all-state QB ... Also rated as the No. 2 OLB, No. 4 athlete and No. 23 QB in Wisconsin as a senior

CAREER HIGHLIGHTS

- ▶ Spent the first four years of his NFL career with the Saints (2020-23) ... In 62 games (14 starts) with New Orleans, logged 65 tackles (43 solo), 8 QB hits, 6 TFLs, 2 PDs and 1 INT with 17 special teams tackles

2024 SEASON - EAGLES

- ▶ Recorded a career-high 15 tackles and career-high 2.0 sacks, including game-clinching sack in the 34-29 win against Green Bay (9/6/24) ... Is just the sixth NFL player since 1982 to record 15+ tackles and 2+ sacks in a game, joining **Bobby Wagner** (2023), **Devin White** (2021), **Roquan Smith** (2019), **Vincent Rey** (2013) and **Patrick Willis** (2007)

2023 SEASON - SAINTS

- ▶ Appeared in 17 regular-season games and recorded career highs in games started (six), defensive snaps (301), tackles (27), TFLs (4), sacks (2.0), QB hits (4), pressures (16), INTs (1) and PDs (2)

COLLEGE HIGHLIGHTS

- ▶ Played collegiately at Wisconsin (2016-19) ... Totaled 154 tackles (99 solo), 30 TFLs, 15.0 sacks, 3 FFs and 2 INTs in 39 games (27 starts)
- ▶ As a junior in 2019, became the first consensus All-America LB in Badgers history ... Finished with 76 tackles (53 solo), 19.5 TFLs (2nd in Big Ten), 12.5 sacks (3rd in program history), 2 FFs and 1 INT-TD





2024 GAME-BY-GAME STATISTICS (PHI)												
Date	Opp		GP/S	Tot	Solo	Sk	Int	PD	FF	FR	Snaps	Pct
Sep 6	GB	W	1/1	15	11	2.0	0	0	0	0	67	100%
Sep 16	Atl	L	1/1	9	7	0.0	0	0	0	0	60	98%
Sep 22	at NO											
Sep 29	at TB											
Oct 13	Cle											
Oct 20	at NYG											
Oct 27	at Cin											
Nov 3	Jax											
Nov 10	at Dal											
Nov 14	Was											
Nov 24	at LAR											
Dec 1	at Bal											
Dec 8	Car											
Dec 15	Pit											
Dec 22	at Was											
Dec 29	Dal											
TBD	NYG											
Totals			2/2	24	18	2.0	0	0	0	0	127	99%



Nicknames: ZB, Z-Beezy ... **Hobbies:** Spending time with family, traveling and recently began golfing ... **Little known facts:** Was in the orchestra for 8 years and can solve a Rubik's Cube in less than a minute ... **If he could play another sport:** Would play PF for the Bucks since he's from Wisconsin ... **If he could have a career outside of sports:** Would open a gym for underprivileged athletes ... **Favorite TV show:** *SpongeBob* ... **Favorite music:** Rap (J Cole)

TRANSACTIONS

- ▶ **2020** - Drafted by NO in 3rd round (74th overall) ... **12/17/22** - Placed on Reserve/Injured ... **3/13/24** - Agreed to terms with PHI on 1-year contract



MEKHI BECTON

GUARD/TACKLE | 77



Height: 6-7 Weight: 363 DOB: April 18, 1999 (Age 25)
 NFL Experience: 5th Year (1st with Eagles) Draft: D1-20 (11th overall) by NYJ Acquired: FA-NYJ-24
 College: Louisville Hometown (HS): Highland Springs, VA (Highland Springs)

CAREER STATISTICS

Year	Team	GP/S	STARTS				OFF SNAPS	
			LT	LG	RG	RT	No	Pct
2020	N.Y. Jets	14/13	13	0	0	0	691	70%
2021	N.Y. Jets	1/1	1	0	0	0	48	4%
2023	N.Y. Jets	16/16	14	0	0	2	987	90%
2024	Philadelphia	2/2	0	0	2	0	147	100%
Totals		33/32	28	0	2	2	---	---

ADDITIONAL STATISTICS

Fumble Recoveries: 1 - 2023 (1)



BIRDSEED

- ▶ Has represented the Breast Cancer Research Foundation through the NFL's *My Cause My Cleats* initiative ... The non-profit aims to prevent and cure breast cancer by advancing promising cancer research
- ▶ Contributed to two state championship offenses as the starting LT at Highland Springs (VA) High School, where he earned Class 5A all-state recognition ... Additionally was ranked as the No. 1 OL in the state of Virginia and was a four-star recruit, according to Rivals.com
- ▶ Played basketball in high school and credits his on-court experience to making him a more well-rounded football player ... His former coach at Louisville, Bobby Petrino, wanted to offer him a scholarship immediately after seeing him do a reverse dunk on his highlight reel

CAREER HIGHLIGHTS

- ▶ Originally selected by the Jets with the 11th-overall pick in the 2020 NFL Draft ... Spent the first four years of his career in New York, appearing in 31 games (30 starts — 28 at LT, two at RT) in that span

2024 SEASON - EAGLES



2023 SEASON - JETS

- ▶ Saw action in a career-high 987 offensive snaps over a career-best 16 starts ... Started 14 games at LT as well as two games at RT

COLLEGE HIGHLIGHTS

- ▶ A three-year starter at Louisville (2017-19), where he played both LT and RT while starting all 33 games he appeared in ... Earned first-team All-ACC recognition in 2019, helping the Cardinals increase their win total by six games from the previous year ... Also aided QB **Malik Cunningham** to a school record in passing efficiency (194.45) and helped RB **Javian Hawkins** rank 7th in the country in rushing (1,525)

TRANSACTIONS

- ▶ **2020** - Drafted by NYJ in 1st round (11th overall) ... **9/15/21** - Placed on Reserve/Injured ... **8/16/22** - Placed on Reserve/Injured ... **4/29/24** - Signed by PHI to 1-year contract



REED BLANKENSHIP

SAFETY | 32



Height: 6-1 Weight: 203 DOB: March 2, 1999 (Age 25)
 NFL Experience: 3rd Year (3rd with Eagles) Draft: UDFA-22 by PHI
 College: Middle Tennessee State Hometown (HS): Lester, AL (West Limestone)

CAREER STATISTICS

Year	Team	GP/S	TACKLES				PASS RUSH			INTERCEPTIONS					FUMBLES		DEF SNAPS	
			Total	Solo	Asst	TFL	Sacks	QBH	QBP	Int	Yds	Lg	TD	PD	FF	FR	No	Pct
2022	Philadelphia	10/4	32	19	13	0	0.0	0	0	1	4	4	0	2	0	0	291	26%
2023	Philadelphia	15/15	108	75	33	2	0.0	1	2	3	17	17	0	11	0	1	943	81%
2024	Philadelphia	2/2	18	13	5	0	0.0	0	0	1	1	1	0	1	0	0	128	100%
Totals		27/21	158	107	51	2	0.0	1	2	5	22	17	0	14	0	1	---	---

PLAYOFFS

2022	Philadelphia	3/1	9	3	6	1	0.0	0	0	0	0	--	0	1	1	1	56	37%
2023	Philadelphia	0/0	0	0	0	0	0.0	0	0	0	0	--	0	0	0	0	---	---
Totals		3/1	9	3	6	1	0.0	0	0	0	0	--	0	1	1	1	---	---

ADDITIONAL STATISTICS

Special Teams Tackles: 6 - 2022 (1), 2023 (5) Postseason Special Teams Tackles: 2 - 2022 (2) Offensive Snaps: 3 - 2023 (3)

CAREER HIGHS

Tackles	11	2x, last: 12/31/23 vs. Ari.
Sacks	--	---
INTs	1	5x, last: 9/6/24 vs. GB
PDs	3	10/1/23 vs. Was.
FFs	1	1/29/23 vs. SF (NFCC)
FRs	1	2x, last: 11/5/23 vs. Dal.

First job: "The only 'job' I ever had was working on a farm in high school. Pretty much everybody did in the area, hauling hay and doing that kind of stuff." ... **Bucket list:** Travel to Bora Bora ... **Prized possession:** "I collected knives when I was younger. My granddad collected knives and he would let me take one from his collection every year for my birthday and add it to my collection. I still cherish that." ... **Someone he would like to meet:** "Morgan Wallen. He's my favorite country artist." ... **Favorite athlete growing up:** "Minkah Fitzpatrick. I was a big Alabama fan growing up and seeing him fly around the field, I just wanted to be like him." ... **Favorite movie:** *Step Brothers* ... **Favorite TV show:** *Peaky Blinders* ... **Favorite food:** "Pizza. Plain, pepperoni, with ranch dip. Ranch makes a world of difference."



BIRDSEED

- ▶ Has represented Ronald McDonald House Charities through the NFL's *My Cause My Cleats* campaign ... RMHC is a family and children's charity dedicated to supporting families with sick children in times of need
- ▶ Hosts a youth football camp at West Limestone (AL) High School, his alma mater, which welcomed over 100 participants in its first year
- ▶ Is from Athens, AL, which also is the hometown of **Philip Rivers** ... Attended school in Lester, AL, whose population is roughly 130

CAREER HIGHLIGHTS

- ▶ A member of the Eagles' Super Bowl LVII roster in 2022 ... One of just three UDFA's to make Philadelphia's roster out of training camp

2024 SEASON - EAGLES


- ▶ Intercepted Packers QB **Jordan Love** with 6:15 remaining in the third quarter of a 34-29 win vs. Green Bay (9/6/24) ... The INT helped Philadelphia secure a lead they would not surrender

2023 SEASON - EAGLES

- ▶ Led the defense with career highs in tackles (108) and INTs (3) ... Also registered a career-high 11 PDs with 2 TFLs and 1 FR ... His 108 tackles were the most by an Eagles safety since 1994 ... One of six NFL players to post 100+ tackles, 10+ PDs and 3+ INTs, joining **Jessie Bates**, **Julian Love**, **Xavier McKinney**, **Fred Warner** and **Antoine Winfield Jr.**
- ▶ Picked off QB **Tyrod Taylor** at N.Y. Giants (1/7/24)
- ▶ Made a career-high-tying 11 tackles vs. Arizona (12/31/23)
- ▶ Logged 8 tackles and 1 INT in the 38-31 win at Washington (10/29/23) ... Intercepted Commanders QB **Sam Howell** during the fourth quarter to set up an Eagles TD that gave them a lead they did not surrender
- ▶ Registered 7 tackles and 1 INT in the 25-11 win at Tampa Bay (9/25/23) ... Picked off Buccaneers QB **Baker Mayfield** in the second quarter
- ▶ Had a career-high 11 tackles in the win at New England (9/10/23)



2024 GAME-BY-GAME STATISTICS (PHI)												
Date	Opp		GP/S	Tot	Solo	Sk	Int	PD	FF	FR	Snaps	Pct
Sep 6	GB	W	1/1	8	4	0.0	1	1	0	0	67	100%
Sep 16	Atl	L	1/1	10	9	0.0	0	0	0	0	61	100%
Sep 22	at NO											
Sep 29	at TB											
Oct 13	Cle											
Oct 20	at NYG											
Oct 27	at Cin											
Nov 3	Jax											
Nov 10	at Dal											
Nov 14	Was											
Nov 24	at LAR											
Dec 1	at Bal											
Dec 8	Car											
Dec 15	Pit											
Dec 22	at Was											
Dec 29	Dal											
TBD	NYG											
Totals			2/2	18	13	0.0	1	1	0	0	128	100%



COLLEGE HIGHLIGHTS

- ▶ Played collegiately at Middle Tennessee State (2017-21), where he was a five-year starter and three-year captain ... Is the Blue Raiders' all-time leader with 419 tackles (265 solo) ... Also registered 26.5 TFLs, 19 PDs, 9 INTs, 4 FRs, 3 FFs and 3.0 sacks in 55 career games (50 starts)
- ▶ Voted first-team All-Conference USA following the 2021 season, when he posted career highs with 110 tackles (75 solo), 10 TFLs and 8 PDs along with 3 FRs (1 TD), 2 FFs, 1 INT and 1.0 sack
- ▶ Totaled 58 tackles (40 solo), 3 PDs, 2 INTs, 1 FF and 1 FR en route to second-team All-C-USA honors in 2019 ... Recorded 2 blocked kicks (1 FG, 1 PAT), which tied for the most in the nation
- ▶ Garnered first-team All-C-USA accolades in 2018 after notching 107 tackles (69 solo), 8 TFLs, 7 PDs and 4 INTs (1 TD)

TRANSACTIONS

- ▶ **2022** - Signed by PHI as UDFA ... **4/1/24** - Agreed to terms with PHI on 1-year extension through 2025



THOMAS BOOKER

DEFENSIVE TACKLE | 59



Height: 6-3 Weight: 301 DOB: Nov. 11, 1999 (Age 24)
 NFL Experience: 2nd Year (1st with Eagles) Draft: D5a-22 (150th overall) by HOU Acquired: FA-23
 College: Stanford Hometown (HS): Baltimore, MD (Gilman)

CAREER STATISTICS

Year	Team	GP/S	TACKLES				PASS RUSH			INTERCEPTIONS					FUMBLES		DEF SNAPS	
			Total	Solo	Asst	TFL	Sacks	QBH	QBP	Int	Yds	Lg	TD	PD	FF	FR	No	Pct
2022	Houston	10/1	15	11	4	1	0.5	1	5	0	0	--	0	1	0	0	206	31%
2024	Philadelphia	2/0	4	3	1	2	0.0	0	0	0	0	--	0	0	0	0	17	13%
Totals		12/1	19	14	5	3	0.5	1	5	0	0	--	0	1	0	0	---	---

CAREER HIGHS

Tackles	3	9/16/24 vs. Atl.
Sacks	0.5	10/2/22 vs. LAC
INTs	--	---
PDs	1	12/11/22 at Dal.
FFs	--	---
FRs	--	---



BIRDSEED

- ▶ Participated in a panel discussion at the White House on gun violence and how it affects communities alongside celebrity activists such as rapper Bun B and award-winning actor Shameik Moore in June 2024
- ▶ A three-sport athlete at Gilman (MD) High School, where he lettered in football, basketball and track ... Comes from an athletic family as his sister, Sydney, played tennis at Princeton; his cousin, Corbin, played lacrosse at Brown; his uncle, Richard, played football at St. Francis; and his father, Earl Thomas Booker III, was a LB at Wisconsin
- ▶ Became just the fourth player in Stanford history to be recognized as a two-time first-team Academic All-America selection

CAREER HIGHLIGHTS

- ▶ Originally selected by the Texans in the 5th round (150th overall) of the 2022 NFL Draft ... Played in 10 games (one start) as a rookie, recording 15 tackles (11 solo) with 5 pressures, 1 PD and 0.5 sacks

2024 SEASON - EAGLES



2023 SEASON - EAGLES

- ▶ Spent the entire season on Philadelphia's practice squad

COLLEGE HIGHLIGHTS

- ▶ Played collegiately at Stanford (2018-21), where he totaled 158 tackles (89 solo), 20.5 TFLs, 10.0 sacks, 9 PDs and 1 INT in 43 career contests (27 starts) ... A two-time All-Pac-12 selection with the Cardinal
- ▶ Started all 12 games as a senior in 2021, producing 59 tackles, 5 TFLs and 1.5 sacks en route to All-Pac-12 accolades

TRANSACTIONS

- ▶ **2022** - Drafted by HOU in 5th round (150th overall) ... **8/29/23** - Waived by HOU ... **8/31/23** - Signed by PHI to practice squad ... **1/18/24** - Signed by PHI to reserve/future contract

Little known fact: First sport was tennis ... **If he could own a business:** Would love to manage a tech company ... **Hobbies:** Reading, listening to audiobooks and playing Halo ... **If he could witness any sports moment in person:** Game 7 of the 2016 NBA Finals ... **Favorite show:** Spongebob ... **Favorite sports moment:** Beating No. 3 ranked Oregon



2024 GAME-BY-GAME STATISTICS (PHI)												
Date	Opp		GP/S	Tot	Solo	Sk	Int	PD	FF	FR	Snaps	Pct
Sep 6	GB	W	1/0	1	0	0.0	0	0	0	0	8	12%
Sep 16	Atl	L	1/0	3	3	0.0	0	0	0	0	9	15%
Sep 22	at NO											
Sep 29	at TB											
Oct 13	Cle											
Oct 20	at NYG											
Oct 27	at Cin											
Nov 3	Jax											
Nov 10	at Dal											
Nov 14	Was											
Nov 24	at LAR											
Dec 1	at Bal											
Dec 8	Car											
Dec 15	Pit											
Dec 22	at Was											
Dec 29	Dal											
Jan 5	NYG											
Totals			2/0	4	3	0.0	0	0	0	0	17	13%





JAMES BRADBERRY (IR)

DEFENSIVE BACK | 24



Height: 6-1 Weight: 212 DOB: Aug. 4, 1993 (Age 31)
 NFL Experience: 9th Year (3rd with Eagles) Draft: D2-16 (62nd overall) by CAR Acquired: FA-22
 College: Samford Hometown (HS): Pleasant Grove, AL (Pleasant Grove)

ALL-PRO: 2022 PRO BOWL: 2021

CAREER STATISTICS

Year	Team	GP/S	TACKLES				PASS RUSH			INTERCEPTIONS					FUMBLES		DEF SNAPS	
			Total	Solo	Asst	TFL	Sacks	QBH	QBP	Int	Yds	Lg	TD	PD	FF	FR	No	Pct
2016	Carolina	13/13	59	47	12	3	0.0	0	0	2	21	16	0	10	0	0	799	75%
2017	Carolina	16/16	85	66	19	2	1.0	1	2	2	3	3	0	10	1	0	986	99%
2018	Carolina	16/16	70	58	12	1	1.0	1	2	1	29	29	0	15	1	0	993	99%
2019	Carolina	15/15	65	51	14	1	1.0	1	1	3	0	0	0	12	0	0	1,020	92%
2020	N.Y. Giants	15/15	53	43	10	0	0.0	0	0	3	19	19	0	18	2	1	1,021	94%
2021	N.Y. Giants	17/16	47	37	10	0	0.0	0	0	4	19	14	0	17	0	2	1,159	99%
2022	Philadelphia	17/17	44	39	5	2	0.0	0	0	3	54	27t	1	17	0	0	1,078	98%
2023	Philadelphia	16/16	54	39	15	0	0.0	0	0	1	5	5	0	13	0	1	1,052	91%
2024	Philadelphia	0/0	0	0	0	0	0.0	0	0	0	0	--	0	0	0	0	0	0%
Totals		125/124	477	380	97	9	3.0	3	5	19	150	29	1	112	4	4	---	---

PLAYOFFS

2017	Carolina	1/1	8	7	1	1	0.0	0	0	0	0	--	0	0	0	0	58	100%
2022	Philadelphia	3/3	10	9	1	0	0.0	0	0	1	8	8	0	2	0	0	144	94%
2023	Philadelphia	1/1	3	2	1	0	0.0	0	0	0	0	0	0	0	0	0	39	56%
Totals		5/5	21	18	3	1	0.0	0	0	1	8	8	0	2	0	0	---	---

ADDITIONAL STATISTICS

Special Teams Tackles: 1 - 2020 (1)

CAREER HIGHS

Tackles	11	10/13/19 at TB
Sacks	1.0	3x, last: 9/8/19 vs. LAR
INTs	2	10/13/19 at TB
PDs	5	11/26/23 vs. Buf.
FFs	1	4x, last: 12/6/20 at Sea.
FRs	1	4x, last: 9/25/23 at TB



BIRDSEED

- ▶ Previously represented the Covenant House New Jersey through the NFL's *My Cause My Cleats* initiative ... CHNJ supports homeless youth via education, employment and financial literacy ... Also supported the Arthritis Foundation through MCMC to honor his grandmother
- ▶ Contributed to the Food Bank for New York City by providing meals and pantry bags at the Community Kitchen & Pantry in West Harlem for families facing hunger ... Distributed much needed supplies to the Birmingham, AL, community after it was hit by tornadoes

CAREER HIGHLIGHTS

- ▶ Voted second-team **All-Pro** in 2022 after registering the 3rd-most PDs (17) in the NFL while helping the Eagles reach Super Bowl LVII
- ▶ Selected to the **Pro Bowl** after tying for the 2nd-most PDs (career-high 18) in the NFL and leading the Giants with 3 INTs in 2020
- ▶ Originally selected by the Panthers in the 2nd round (62nd overall) of the 2016 NFL Draft and spent the first four seasons of his career with Carolina (2016-19), producing 279 tackles, 47 PDs and 8 INTs in 60 games (all starts) ... Also spent two years with the Giants (2020-21), tallying 101 tackles, 35 PDs and 7 INTs in 32 games (31 starts)

NOTES TO KNOW

- ▶ Leads all NFL players with 92 PDs since the 2018 campaign



2024 GAME-BY-GAME STATISTICS (PHI)													
Date	Opp		GP/S	Tot	Solo	Sk	Int	PD	FF	FR	Snaps	Pct	
Sep 6	GB	W	0/0	RESERVE/INJURED									
Sep 16	Atl	L	0/0	RESERVE/INJURED									
Sep 22	at NO												
Sep 29	at TB												
Oct 13	Cle												
Oct 20	at NYG												
Oct 27	at Cin												
Nov 3	Jax												
Nov 10	at Dal												
Nov 14	Was												
Nov 24	at LAR												
Dec 1	at Bal												
Dec 8	Car												
Dec 15	Pit												
Dec 22	at Was												
Dec 29	Dal												
TBD	NYG												
Totals			0/0	0	0	0.0	0	0	0	0	0	0%	



2024 SEASON - EAGLES



2023 SEASON - EAGLES

- ▶ Started all 16 regular-season games and appeared in 1,052 defensive snaps ... Finished with 54 tackles (39 solo), 13 PDs, 1 INT and 1 FR
- ▶ Recorded a career-high 5 PDs with 1 INT against Bills QB **Josh Allen** during the 37-34 OT comeback victory vs. Buffalo (11/26/23)

COLLEGE HIGHLIGHTS

- ▶ A three-time All-Southern Conference selection at Samford, where he earned first-team honors as a senior and second-team honors as a sophomore and junior ... Compiled 128 tackles, 27 PDs and 8 INTs in 46 career games (45 starts) after opening his career at Arkansas State (named to the Southern Conference All-Freshman Team in 2012)

TRANSACTIONS

- ▶ **2016** - Drafted by CAR in 2nd round (62nd overall) ... **3/6/20** - Signed by NYG ... **12/17/20** - Placed on Reserve/COVID-19 ... **12/21/20** - Activated from Reserve/COVID-19 ... **5/9/22** - Released by NYG ... **5/18/22** - Agreed to terms with PHI on 1-year contract ... **3/15/23** - Agreed to terms with PHI on 3-year contract ... **8/29/24** - Placed on Reserve/Injured

Surprisingly good at: "I think I can grill steak and chicken. I season it well, that's the key to it." ... **Desired talent:** Ability to sing ... **Dream job outside of playing sports:** "I would say an architect. I used to like to draw, and I didn't want to be an artist because I used to always lose the art contests when I was younger in school. With architecture, I saw people drawing houses and stuff, so I wanted to do that." ... **Favorite athlete growing up:** Marshall Faulk ... **Favorite pregame song:** "News or Somethin" by Future ... **Favorite food:** Pepperoni pizza



A.J. BROWN

WIDE RECEIVER | 11



Height: 6-1 Weight: 226 DOB: June 30, 1997 (Age 27)
 NFL Experience: 6th Year (3rd with Eagles) Draft: D2-19 (51st overall) by TEN Acquired: T-Ten-22
 College: Mississippi Hometown (HS): Starkville, MS (Starkville)

ALL-PRO: 2022, 2023 PRO BOWL: 2020, 2023, 2024 ALL-ROOKIE: 2019

CAREER STATISTICS

Year	Team	GP/S	RECEIVING					OFF SNAPS	
			Rec	Yds	Avg	Lg	TD	No	Pct
2019	Tennessee	16/11	52	1,051	20.2	91t	8	678	69%
2020	Tennessee	14/12	70	1,075	15.4	73t	11	760	71%
2021	Tennessee	13/13	63	869	13.8	57t	5	604	51%
2022	Philadelphia	17/16	88	1,496	17.0	78t	11	1,004	85%
2023	Philadelphia	17/17	106	1,456	13.7	59t	7	1,019	89%
2024	Philadelphia	1/1	5	119	23.8	67t	1	72	49%
Totals		78/70	384	6,066	15.8	91t	43	---	---

PLAYOFFS

Year	Team	GP/S	Rec	Yds	Avg	Lg	TD	No	Pct
2019	Tennessee	3/3	5	64	12.8	37	0	164	90%
2020	Tennessee	1/1	6	83	13.8	28	1	45	90%
2021	Tennessee	1/1	5	142	28.4	41	1	46	87%
2022	Philadelphia	3/3	13	146	11.2	45t	1	179	82%
2023	Philadelphia	0/0	0	0	---	--	0	---	---
Totals		8/8	29	435	15.0	45t	3	---	---

ADDITIONAL STATISTICS

Fumbles/Lost: 7/5 - 2019 (1/0), 2020 (2/1), 2022 (2/2), 2023 (2/2)
Fumble Recoveries: 1 - 2021 (1) **Rushing:** 5-70-1 - 2019 (3-60-1), 2021 (2-10)
Kickoff Returns: 1-42-1 - 2020 (1-42-1)

CAREER HIGHS

Receptions	11	12/23/21 vs. SF
Receiving Yards	181	12/18/22 at Chi.
Receiving Long	91t	12/8/19 at Oak.
Receiving TDs	3	10/30/22 vs. Pit.



BIRDSEED

- ▶ Considers **Jalen Hurts** one of his best friends ... Both members of the 2016 high school recruiting cycle, Hurts attempted to bring Brown to Alabama, but he opted to play at Ole Miss instead ... The two stayed in contact ever since and have developed a strong bond
- ▶ Opened up about his battle with depression in a video he posted on social media during the 2021 season ... "I wanted to encourage others to seek help whenever they are down. I didn't take into consideration what depression really was. ... Us as men, our feelings aren't too much cared about. Get things off your chest. It's okay to talk to someone. You have to take care of your brain just like you take care of your body."
- ▶ In 2023, launched the A.J. Brown Foundation with a mission to create a pathway for success that fosters resilience, confidence and a brighter future for our youth ... In May 2024, the foundation announced a scholarship program that is dedicated to empowering deserving students in their pursuit of post-secondary educational opportunities
- ▶ A standout high school baseball player who was selected by the San Diego Padres as an outfielder in the 19th round (564th overall) of the 2016 MLB Draft ... Participated in the Padres' extended spring training during the summers of 2016, 2017 and 2018

CAREER HIGHLIGHTS

- ▶ A three-time **Pro Bowl** selection (2020, '23, '24) and two-time *Associated Press All-Pro* (2022, '23) who has eclipsed 1,000+ receiving yards in four of his first five NFL seasons ... Became the first Eagle to produce multiple 1,400+ yard seasons, doing so in back-to-back years (2022, '23) with each of the top two receiving marks in franchise history
- ▶ Logged the most receptions (career-high 106) ever by a WR in Eagles history in 2023 ... Also posted an NFL-record six consecutive games with 125+ receiving yards, breaking a mark that was previously held by **Calvin Johnson** (2012) and **Pat Studstill** (1966) (five games)
- ▶ Registered 96 yards and 1 TD on 6 catches (16.0 avg.) vs. Kansas City in Super Bowl LVII on 2/12/23 ... His 45-yard TD in the second quarter marked the longest TD reception in Eagles Super Bowl history
- ▶ Broke a 38-year, single-season team record in receiving yards (1,496) during the 2022 campaign, surpassing **Mike Quick** in 1983 (1,409)
- ▶ Joined **DeVonta Smith** (1,196) in becoming the first Eagles combo to each produce 1,000+ receiving yards in the same season in 2022 ... The tandem then repeated the feat during the 2023 campaign
- ▶ Selected to the 2019 PFWA **All-Rookie** Team after becoming the third rookie in Tennessee history with 1,000+ receiving yards

NOTES TO KNOW

- ▶ Leads the league with a 15.8 receiving average since 2019 (min. 300 receptions) ... Also ranks 1st in 50+ yard catches (15) in that span
- ▶ Has produced the 6th-most receiving yards (6,066) in the NFL since 2019, behind **Tyreek Hill** (7,038), **Davante Adams** (6,753), **Stefon Diggs** (6,572), **Travis Kelce** (6,131) and **Justin Jefferson** (6,091) ... Owns the 4th-most receiving yards since 2022, behind Hill (3,663), **CeeDee Lamb** (3,259) and Jefferson (3,075) ... Joins Hill



2024 GAME-BY-GAME STATISTICS (PHI)											
Date	Opp		GP/S	Rec	Yds	Avg	Lg	TD	Snaps	Pct	
Sep 6	GB	W	1/1	5	119	23.8	67t	1	72	95%	
Sep 16	Atl	L	0/0	INACTIVE							
Sep 22	at NO										
Sep 29	at TB										
Oct 13	Cle										
Oct 20	at NYG										
Oct 27	at Cin										
Nov 3	Jax										
Nov 10	at Dal										
Nov 14	Was										
Nov 24	at LAR										
Dec 1	at Bal										
Dec 8	Car										
Dec 15	Pit										
Dec 22	at Was										
Dec 29	Dal										
Jan 5	NYG										
Totals			1/1	5	119	23.8	67t	1	72	49%	

MOST RECEIVING YARDS		
Date	Opponent	Yds
12/18/22	at Chicago Bears (W, 25-20)	181
10/1/23	vs. Washington Commanders (W, 34-31)	175
10/30/22	vs. Pittsburgh Steelers (W, 35-13)	156
9/11/22	at Detroit Lions (W, 38-35)	155
10/31/21	at Indianapolis Colts (W, 34-31)	155
10/25/20	vs. Pittsburgh Steelers (L, 24-27)	153
12/8/19	at Oakland Raiders (W, 42-21)	153
1/3/21	at Houston Texans (W, 41-38)	151

MULTI-TOUCHDOWN GAMES		
Date	Opponent	TD
10/30/22	vs. Pittsburgh Steelers (W, 35-13)	3
10/29/23	at Washington Commanders (W, 38-31)	2
10/1/23	vs. Washington Commanders (W, 34-31)	2
12/4/22	vs. Tennessee Titans (W, 35-10)	2
10/18/20	vs. Houston Texans (W, 42-36)	2
12/8/19	at Oakland Raiders (W, 42-21)	2
9/29/19	at Atlanta Falcons (W, 24-10)	2

as the only players with 1,400+ yards in each of the last two years

2024 SEASON - EAGLES

- ▶ Caught 5 passes for 119 yards (23.8 avg) in the 34-29 win over Green Bay (9/6/24) ... His 67-yard TD reception with 14:22 remaining in the third quarter is the fifth-longest TD catch of his career

2023 SEASON - EAGLES

- ▶ Recorded a career-high 106 receptions (most by a WR in team history) for 1,456 yards (2nd-most in team history) and 7 TDs ... Ranked 5th in the NFL in receiving yards, trailing only **Tyreek Hill** (1,799), **CeeDee Lamb** (1,749), **Amon-Ra St. Brown** (1,515) and **Puka Nacua** (1,486)
- ▶ Finished with 100+ receiving yards seven times, tying **Terrell Owens** (2004) for the most such games in Eagles single-season history ... Also became the first player in NFL history to post six consecutive games with 125+ receiving yards, breaking a mark that was previously shared by **Calvin Johnson** (2012) and **Pat Studstill** (1966) (five games)
- ▶ Named the **NFC Offensive Player of the Month** for October following a five-game stretch that resulted in 700 yards and 5 TDs on 40 receptions (17.5 avg.) ... Led the NFL in receiving yards during that stretch
- ▶ Posted 130 yards and 2 TDs during the 38-31 victory at Washington (10/29/23) ... Set an NFL record for consecutive games with 125+ receiving yards with a 16-yard reception in the fourth quarter
- ▶ Earned **NFC Offensive Player of the Week** honors after recording 137 yards on 10 catches in the 31-17 victory vs. Miami (10/22/23)
- ▶ Caught 7 passes for 131 yards (18.7 avg.) at N.Y. Jets (10/15/23)
- ▶ Led the Eagles with 127 yards on 6 receptions (21.2 avg.) in the 23-14 win at L.A. Rams (10/8/23) ... His 36-yard catch followed by back-to-back penalties drawn in the final series of the first half helped set up a TD that gave the Eagles a lead they did not surrender
- ▶ Totaled 175 yards and 2 TDs on 9 receptions (19.4 avg.) in the 34-31 OT victory vs. Washington (10/1/23) ... Caught a season-long, 59-yard TD pass in the third quarter to give Philadelphia a lead ... Became the first Eagle to produce 175+ receiving yards and 2 TDs in a game since **Jeremy Maclin** on 10/26/14 at Arizona (187 yards, 2 TDs)
- ▶ Tallied 131 yards in the 25-11 win at Tampa Bay (9/25/23)

Nicknames: 1K, Mr. UPS, Swole Batman ... **Places he'd like to visit:** Paris and Greece ... **If he could play another sport, what position/team:** "I would want to play center field for the Padres. I was drafted by the Padres." ... **Favorite athlete growing up:** Julio Jones ... **Favorite movie:** *Bad Boys II* ... **Favorite TV show:** *Martin*



COLLEGE HIGHLIGHTS

- ▶ Played collegiately at Ole Miss, where he left as the program's all-time leading receiver with 2,984 yards ... Also finished his Rebels career 3rd in school history in receptions (189) and 5th in receiving TDs (19)
- ▶ Earned All-America and first-team All-SEC honors as a junior in 2018, when he set single-season school records in yards (1,320) and receptions (85) and combined for 6 TDs ... Led the conference and ranked in the top 10 nationally in yards per game (110.0) and catches
- ▶ Received All-America and All-SEC recognition as a sophomore in 2017 after tying Ole Miss' single-season record for TDs (11)

TRANSACTIONS

- ▶ **2019** - Drafted by TEN in 2nd round (51st overall) ... **11/27/21** - Placed on Reserve/Injured ... **12/23/21** - Activated from Reserve/Injured ... **4/28/22** - Acquired by PHI from TEN in exchange for 2022 1st-round draft choice and 2022 3rd-round draft choice ... Re-signed by PHI to 4-year extension



SYDNEY BROWN (PUP)

SAFETY | 21



Height: 5-10 Weight: 211 DOB: March 21, 2000 (Age 24)
 NFL Experience: 2nd Year (2nd with Eagles) Draft: D3b-23 (66th overall) by PHI
 College: Illinois Hometown (HS): London, Ontario, Canada (Saint Stephen's - Bradenton, FL)

CAREER STATISTICS

Year	Team	GP/S	TACKLES				PASS RUSH			INTERCEPTIONS					FUMBLES		DEF SNAPS	
			Total	Solo	Asst	TFL	Sacks	QBH	QBP	Int	Yds	Lg	TD	PD	FF	FR	No	Pct
2023	Philadelphia	14/6	38	26	12	1	0.0	0	0	1	99	99t	1	3	1	0	335	29%
2024	Philadelphia	0/0	0	0	0	0	0.0	0	0	0	0	--	0	0	0	0	0	0%
Totals		14/6	38	26	12	1	0.0	0	0	1	99	99t	1	3	1	0	---	---

PLAYOFFS

2023	Philadelphia	0/0	0	0	0	0	0.0	0	0	0	0	--	0	0	0	0	0	0%
Totals		0/0	0	0	0	0	0.0	0	0	0	0	--	0	0	0	0	---	---

ADDITIONAL STATISTICS

Special Teams Tackles: 7 - 2023 (7)

CAREER HIGHS

Tackles	8	2x, last: 12/10/23 at Dal.
Sacks	--	---
INTs	1	12/31/23 vs. Ari.
PDs	1	3x, last: 12/31/23 vs. Ari.
FFs	1	11/5/23 vs. Dal.
FRs	--	---



BIRDSEED

- ▶ Sydney and his twin brother, Chase, overcame extreme poverty when they were younger by pursuing their football dreams together ... Estimated to have lived in 20 homes and shelters with their mother, Raechel, and younger sister, Mya, before turning 16 years old
- ▶ Realizing football would be the outlet that would lift them out of their circumstances, Sydney and Chase moved from Canada to the United States without their mother and sister after connecting with recruiters who identified Saint Stephen's Episcopal School (Bradenton, FL) as a destination for them to play football ... In a leap of faith for her sons, Raechel drove them 20 hours to Florida to live with their host family, Phil and Karen Yates, who were empty nesters ... The Yates family helped tutor the twins off the field while Sydney and Chase led Saint Stephen's to back-to-back state championship appearances
- ▶ Sydney and Chase, who were teammates at Illinois for five seasons (2018-22), became the sixth set of twins to be taken in the same draft over the past 40 years ... Also became the first twins selected during the first five rounds since **Ronde Barber** and **Tiki Barber** in 1997 ... Chase was chosen in the 5th round (163rd overall) by Cincinnati

CAREER HIGHLIGHTS

- ▶ Entered the NFL as a 3rd-round draft choice (66th overall) by Philadelphia in 2023 ... Saw action in 14 games (six starts) as a rookie and led the team with 7 special teams tackles (T-8th among NFL rookies)

2024 SEASON - EAGLES



2023 SEASON - EAGLES

- ▶ Appeared in 14 games (six starts) in his first NFL season, producing 38 tackles (26 solo), 3 PDs, 1 FF and 1 INT-TD ... Also ranked 1st on the Eagles with 7 special teams tackles (T-8th among NFL rookies)
- ▶ Picked off Cardinals QB **Kyle Murray** on third-and-7 at the PHI 1 and returned the ball 99 yards for a TD in the second quarter vs. Arizona (12/31/23) ... The pick-6 tied for the 4th-longest in franchise history ... Became the first Eagle rookie to return an INT for a TD since 2015



2024 GAME-BY-GAME STATISTICS (PHI)

Date	Opp	GP/S	Tot	Solo	Sk	Int	PD	FF	FR	Snaps	Pct
Sep 6	GB	W	0/0	PHYSICALLY UNABLE TO PERFORM							
Sep 16	Atl	L	0/0	PHYSICALLY UNABLE TO PERFORM							
Sep 22	at NO										
Sep 29	at TB										
Oct 13	Cle										
Oct 20	at NYG										
Oct 27	at Cin										
Nov 3	Jax										
Nov 10	at Dal										
Nov 14	Was										
Nov 24	at LAR										
Dec 1	at Bal										
Dec 8	Car										
Dec 15	Pit										
Dec 22	at Was										
Dec 29	Dal										
TBD	NYG										
Totals			0/0	0	0	0.0	0	0	0	0	0%

Nicknames: Syd, S.B., Crazy Ivan ... **Bucket list:** Travel to Italy ... **Desired talent:** "Playing the guitar, singing, doing something instrumental." ... **If he could have a career outside of sports:** "Working in real estate. I feel like I just want to keep doing more and investing more." ... **Biggest influence:** His identical twin brother, Chase ... **Favorite TV show:** *Kenny vs. Spenny* ... **Favorite movie:** *The Dark Knight Rises*



- ▶ Forced a fumble by Cowboys WR **CeeDee Lamb** at the PHI 3 as time expired in the 28-23 win vs. Dallas (11/5/23) ... The victory-sealing take-away (recovered by **Reed Blankenship**) marked his first career FF

COLLEGE HIGHLIGHTS

- ▶ Played collegiately at Illinois (2018-22), where he was a team captain, three-time All-Big Ten selection and 2022 All-America honoree ... Finished his career with 319 tackles (186 solo), including 10 TFLs, 26 PDs, 10 INTs, 4 FFs, 1 FR and 3 defensive TDs in 51 games (50 starts)
- ▶ As a senior in 2022, posted 59 tackles (40 solo) while adding career highs with 13 PDs, 6 INTs, 3.5 TFLs and 2 defensive TDs en route to All-America and first-team All-Big Ten recognition ... His 6 INTs ranked 3rd nationally ... Named Big Ten Defensive Player of the Week after becoming the first player to total 2 INTs, 1 INT-TD and 1 FR-TD in the same game in over 10 years at Northwestern (11/26/22)
- ▶ Garnered all-conference accolades following his junior year in 2021 ... Logged a career-high 81 tackles (50 solo) with 3 PDs and 2 FFs

TRANSACTIONS

- ▶ **2023** - Drafted by PHI in 3rd round (66th overall) ... **7/24/24** - Placed on Active/Physically Unable to Perform ... **8/27/24** - Placed on Reserve/Physically Unable to Perform



OREN BURKS

LINEBACKER | 42



Height: 6-3 Weight: 233 DOB: March 21, 1995 (Age 29)
 NFL Experience: 7th Year (1st with Eagles) Draft: D3-18 (88th overall) by GB Acquired: FA-SF-24
 College: Vanderbilt Hometown (HS): Lorton, VA (South County)

CAREER STATISTICS

Year	Team	GP/S	TACKLES				PASS RUSH			INTERCEPTIONS					FUMBLES		DEF SNAPS	
			Total	Solo	Asst	TFL	Sacks	QBH	QBP	Int	Yds	Lg	TD	PD	FF	FR	No	Pct
2018	Green Bay	14/4	16	12	4	0	0.0	0	2	0	0	--	0	0	0	0	122	11%
2019	Green Bay	12/0	6	3	3	0	0.0	0	0	0	0	--	0	0	0	0	57	5%
2020	Green Bay	16/0	11	8	3	1	0.0	0	0	0	0	--	0	0	2	0	96	9%
2021	Green Bay	17/3	26	16	10	1	0.5	2	2	0	0	--	0	0	0	1	205	19%
2022	San Francisco	17/3	26	9	17	1	0.5	1	1	0	0	--	0	1	0	0	144	15%
2023	San Francisco	15/5	45	29	16	3	1.0	1	6	1	11	11	0	1	0	2	326	30%
2024	Philadelphia	2/0	0	0	0	0	0.0	0	0	0	0	--	0	0	0	0	0	0%
Totals		93/15	130	77	53	6	2.0	4	11	1	11	11	0	2	2	2	---	---

PLAYOFFS

2019	Green Bay	2/0	3	0	3	0	0.0	0	0	0	0	--	0	0	0	0	12	10%
2020	Green Bay	2/0	0	0	0	0	0.0	0	0	0	0	--	0	0	0	0	0	0%
2021	Green Bay	1/0	0	0	0	0	0.0	0	0	0	0	--	0	0	0	0	5	9%
2022	San Francisco	3/0	1	1	0	0	0.0	0	0	0	0	--	0	0	0	0	21	10%
2023	San Francisco	3/1	8	5	3	0	0.0	0	1	0	0	--	0	0	0	0	107	49%
Totals		11/1	12	6	6	0	0.0	0	1	0	0	--	0	0	0	0	---	---

ADDITIONAL STATISTICS

Special Teams Tackles: 46 - 2018 (8), 2019 (5), 2020 (10), 2021 (10), 2022 (12), 2023 (1) Postseason Special Teams Tackles: 10 - 2019 (3), 2020 (3), 2021 (2), 2022 (2)

CAREER HIGHS

Tackles	8	10/15/23 at Cle.
Sacks	1.0	1/7/24 vs. LAR
INTs	1	10/8/23 vs. Dal.
PDs	1	2x, last: 10/8/23 at Dal.
FFs	1	2x, last: 10/25/20
FRs	1	2x, last: 11/23/23

BIRDSEED

- ▶ Has previously represented the South County Football Alumni Association through the NFL's *My Cause My Cleats* campaign ... The group develops his home region's football program while providing players future growth through scholarships, wellness, and leadership training
- ▶ Has been an advocate for House of Hope, whose mission is to help support children who have lived experience with housing instability as well as homelessness ... Has also worked with Sherman Phoenix in Wisconsin to support entrepreneurship and build community wealth

CAREER HIGHLIGHTS

- ▶ Spent the first six seasons of his NFL career with Green Bay (2018-21) and San Francisco (2022-23), posting 130 tackles (77 solo), 6 TFLs, 2.0 sacks, 2 PDs, 2 FFs and 2 FRs in 91 games (15 starts) ... Also logged 46 special teams tackles and 10 postseason special teams tackles
- ▶ Has made four trips to the NFC Championship Game with the Packers (2019, '20) and 49ers (2022, '23) ... Additionally made an appearance in Super Bowl LVIII with San Francisco during the 2023 campaign

2024 SEASON - EAGLES



2023 SEASON - 49ERS

- ▶ Saw action in 15 games (five starts) and recorded 45 tackles (29 solo) with 3 TFLs, 2 FRs, 1.0 sack and 1 INT in 326 defensive snaps





2024 GAME-BY-GAME STATISTICS (PHI)												
Date	Opp		GP/S	Tot	Solo	Sk	Int	PD	FF	FR	Snaps	Pct
Sep 6	GB	W	1/0	0	0	0.0	0	0	0	0	0	0%
Sep 16	Atl	L	1/0	0	0	0.0	0	0	0	0	0	0%
Sep 22	at NO											
Sep 29	at TB											
Oct 13	Cle											
Oct 20	at NYG											
Oct 27	at Cin											
Nov 3	Jax											
Nov 10	at Dal											
Nov 14	Was											
Nov 24	at LAR											
Dec 1	at Bal											
Dec 8	Car											
Dec 15	Pit											
Dec 22	at Was											
Dec 29	Dal											
Jan 5	NYG											
Totals			2/0	0	0	0.0	0	0	0	0	0	0%



- ▶ Registered his first career start postseason start in Super Bowl LVIII at Kansas City (2/11/24) ... Finished with 5 tackles (3 solo)

COLLEGE HIGHLIGHTS

- ▶ Played collegiately at Vanderbilt (2013-17), where he saw action at LB and safety ... Garnered All-SEC honors as a LB in 2017 and as a DB in 2015 ... Finished his career with 237 tackles, 27 PDs, 5 INTs, 4.5 sacks, 3 FRs and 2 FFs in 45 contests (40 starts) ... Registered 82 tackles with 4 PDs, 1.0 sack, 1 INT and 1 FR in 12 games (11 starts) as a senior

TRANSACTIONS

- ▶ **2018** - Drafted by GB in 3rd round (88th overall) ... **12/28/21** - Placed on Reserve/COVID-19 ... **1/1/22** - Activated from Reserve/COVID-19 ... **3/17/22** - Signed by SF to 2-year contract ... **3/17/24** - Signed by PHI to 1-year contract ... **8/27/24** - Released by PHI ... **8/28/24** - Signed by PHI to practice squad ... **8/29/24** - Signed by PHI to active roster from practice squad



GRANT CALCATERRA

TIGHT END | 81



Height: 6-4 Weight: 240 DOB: Dec. 4, 1998 (Age 25)

NFL Experience: 3rd Year (3rd with Eagles) Draft: D6b-22 (198th overall) by PHI

College: Southern Methodist Hometown (HS): Rancho Santa Margarita, CA (Santa Margarita Catholic)

CAREER STATISTICS

Year	Team	GP/S	RECEIVING					OFF SNAPS	
			Rec	Yds	Avg	Lg	TD	No	Pct
2022	Philadelphia	15/2	5	81	16.2	40	0	227	19%
2023	Philadelphia	15/1	4	39	9.8	12	0	118	10%
2024	Philadelphia	2/2	3	30	10.0	15	0	64	44%
Totals		32/5	12	150	12.5	40	0	---	---

PLAYOFFS

Year	Team	GP/S	Rec	Yds	Avg	Lg	TD	No	Pct
2022	Philadelphia	3/0	0	0	---	--	0	23	11%
2023	Philadelphia	1/0	0	0	---	--	0	1	2%
Totals		4/0	0	0	---	--	0	---	---

ADDITIONAL STATISTICS

Special Teams Tackles: 2 - 2023 (2)

CAREER HIGHS

Receptions	2	3x, last: 9/16/24 vs. Atl.
Receiving Yards	40	9/25/22 at Was.
Receiving Long	40	9/25/22 at Was.
Receiving TDs	--	---



BIRDSEED

- ▶ Briefly retired from football following the 2019 season after sustaining multiple concussions ... During his time away from the game, pursued a career as a firefighter while also working in construction ... Attended EMT classes as well as fire technology school and was then hired as an EMT ... However, one day before he was set to begin, he decided to return to football after receiving favorable feedback from doctors
- ▶ Has supported the National Fallen Firefighters Foundation through the NFL's *My Cause My Cleats* initiative ... The National Fallen Firefighters Foundation honors fallen fire heroes by providing support for families and friends while working to reduce firefighter death and injury
- ▶ Played with **Jalen Hurts** at Oklahoma during the 2019 season
- ▶ Is a triplet ... Has a twin brother, Andrew, and sister, Claire, who played soccer at Kansas State ... Also has an older brother, Nick
- ▶ Participated in football, basketball, volleyball and lacrosse during his time at Santa Margarita Catholic (CA) High School

CAREER HIGHLIGHTS

- ▶ A member of the Eagles' Super Bowl LVII roster in 2022

2024 SEASON - EAGLES



2023 SEASON - EAGLES

- ▶ Saw action in 15 games (one start), appearing in 118 offensive snaps and a career-high 155 special teams snaps ... Posted 4 receptions for 39 yards (9.8 avg.) and recorded 2 special teams tackles

COLLEGE HIGHLIGHTS

- ▶ Played collegiately at Southern Methodist (2021) and Oklahoma (2017-19) ... Totaled 1,102 yards and 13 TDs on 79 catches (13.9 avg.)
- ▶ Earned second-team All-AAC honors after posting career highs in receiving yards (465) and receptions (38) at SMU in 2021
- ▶ Received first-team All-Big 12 accolades as a sophomore at Oklahoma after registering 26 catches for 396 yards and a career-high 6 TDs ... Produced 162 yards and 3 TDs on 10 receptions during his freshman campaign, collecting All-Big 12 honorable mention

TRANSACTIONS

- ▶ **2022** - Drafted by PHI in 6th round (198th overall)

Nicknames: "My dad called me 'Boomer' when I was a kid and then in college it was 'Scrappy.'" ... **Desired talent:** "I wish I could play an instrument, something basic like piano. I mess around with the ukulele sometimes." ... **Somewhere he would like to visit:** "Alaska. I feel like it's untouched and I love the outdoors." ... **Favorite movie:** *Forrest Gump* ... **Favorite TV show:** *The Office* ... **Favorite music band:** "The Growlers. They're really unheard of, but they're from back in my hometown." ... **Favorite food:** Italian food



2024 GAME-BY-GAME STATISTICS (PHI)										
Date	Opp		GP/S	Rec	Yds	Avg	Lg	TD	Snaps	Pct
Sep 6	GB	W	1/1	1	11	11.0	11	0	36	47%
Sep 16	Atl	L	1/1	2	19	9.5	15	0	28	39%
Sep 22	at NO									
Sep 29	at TB									
Oct 13	Cle									
Oct 20	at NYG									
Oct 27	at Cin									
Nov 3	Jax									
Nov 10	at Dal									
Nov 14	Was									
Nov 24	at LAR									
Dec 1	at Bal									
Dec 8	Car									
Dec 15	Pit									
Dec 22	at Was									
Dec 29	Dal									
Jan 5	NYG									
Totals			2/2	3	30	10.0	15	0	64	44%





PARRIS CAMPBELL (PS)

WIDE RECEIVER | 80



Height: 6-1 Weight: 205 DOB: July 16, 1997 (Age 27)

NFL Experience: 6th Year (1st with Eagles) Draft: D2c-19 (59th overall) by IND Acquired: FA-NYG-24

College: Ohio State Hometown (HS): Akron, OH (St. Vincent-St. Mary)

CAREER STATISTICS

Year	Team	GP/S	RECEIVING					OFF SNAPS	
			Rec	Yds	Avg	Lg	TD	No	Pct
2019	Indianapolis	7/3	18	127	7.1	27	1	196	18%
2020	Indianapolis	2/2	6	71	11.8	21	0	63	6%
2021	Indianapolis	6/3	10	162	16.2	51t	1	177	16%
2022	Indianapolis	17/16	63	623	9.9	49	3	980	85%
2023	N.Y. Giants	12/3	20	104	5.2	17	0	207	27%
2024	Philadelphia	1/0	0	0	---	---	0	15	11%
Totals		45/27	117	1,087	9.3	51t	5	---	---

ADDITIONAL STATISTICS

Fumbles/Lost: 4/1 - 2019 (3/1), 2022 (1/0) **Fumble Recoveries:** 2 - 2022 (1), 2023 (1)

Rushing: 11-108 - 2019 (4-34), 2020 (2-16), 2022 (5-58)

Kickoff Returns: 15-366 - 2019 (7-175), 2023 (8-191)

CAREER HIGHS

Receptions	10	10/23/22 at Ten.
Receiving Yards	76	11/13/22 at LV
Receiving Long	51t	10/17/21 vs. Hou.
Receiving TDs	1	5x, last: 11/13/22 at LV



BIRDSEED

- ▶ Prepped at St. Vincent-St. Mary (Akron, OH) High School, which is LeBron James' alma mater ... Considers James a friend and mentor
- ▶ Represented LeBron James' I Promise Program through the NFL's *My Cause My Cleats* initiative in 2023 ... The program works to provide students with resources to excel academically while creating change for families in Akron, OH ... Also aided the Local Legend Foundation through MCMC, as he is inspired by its commitment to empowering youth through sports, mentorship, and community events
- ▶ A two-time state champion at St. Vincent-St. Mary ... Earned all-state honors as a senior after rushing for 1,584 yards and 22 TDs ... Logged 1,353 yards and 28 TDs during his junior year ... Also participated in track and field, breaking the Ohio state record in the 60-meter dash (6.85) at the 2014 indoor championships and helping St. Vincent-St. Mary to the 2013 Ohio outdoor track and field championship

CAREER HIGHLIGHTS

- ▶ Selected by Indianapolis in the 2nd round (59th overall) of the 2019 NFL Draft ... Spent the first five years of his NFL career with the Colts (2019-22) and Giants (2023), appearing in 44 contests (27 starts) and registering 1,087 yards and 5 TDs on 117 receptions (9.3 avg.)

2024 SEASON - EAGLES



2023 SEASON - GIANTS

- ▶ Appeared in 207 offensive snaps over 12 games (three starts) with the Giants ... Finished the year with 20 catches for 104 yards

COLLEGE HIGHLIGHTS

- ▶ Played collegiately at Ohio State (2016-19), where he recorded 1,647 yards and 15 TDs on 130 catches (12.7 avg.) in 48 games (38 starts)
- ▶ Voted first-team All-Big Ten by the conference's coaches as a senior in 2018 ... Caught 90 passes for 1,063 yards (11.8 avg.) and 12 TDs, becoming the fifth Buckeyes WR to post 1,000+ yards in a season
- ▶ Also garnered All-Big Ten recognition in 2016 and 2017 ... A member of Ohio State's CFP National Championship roster in 2015

TRANSACTIONS

- ▶ **2019** - Drafted by IND in 2nd round (59th overall) ... **12/9/19** - Placed on Reserve/Injured ... **9/22/20** - Placed on Reserve/Injured ... **10/19/21** - Placed on Reserve/Injured ... **3/16/23** - Signed by NYG to 1-year contract ... **3/21/24** - Agreed to terms with PHI on 1-year contract ... **8/27/24** - Released by PHI ... **8/28/24** - Signed by PHI to practice squad ... **9/16/24** - Elevated by PHI from practice squad for Week 2 vs. Atlanta



2024 GAME-BY-GAME STATISTICS (PHI)												
Date	Opp		GP/S	Rec	Yds	Avg	Lg	TD	Snaps	Pct		
Sep 6	GB	W	---	EAGLES PRACTICE SQUAD								
Sep 16	Atl	L	1/0	0	0	---	--	0	15	21%		
Sep 22	at NO											
Sep 29	at TB											
Oct 13	Cle											
Oct 20	at NYG											
Oct 27	at Cin											
Nov 3	Jax											
Nov 10	at Dal											
Nov 14	Was											
Nov 24	at LAR											
Dec 1	at Bal											
Dec 8	Car											
Dec 15	Pit											
Dec 22	at Was											
Dec 29	Dal											
Jan 5	NYG											
Totals			1/0	0	0	---	--	0	15	11%		



Nickname: "P" ... **Hobbies:** Video games and spending time with family ... **Surprisingly good at:** Cooking, loves making breakfast for his family ... **If he could play another sport:** Would run track and try to make the U.S. Olympic team ... **If he could have a career outside of sports:** Would work in real estate or own parking garages ... **Favorite TV show:** *Martin* ... **Favorite movie:** Any of the Hunger Games series



JALEN CARTER

DEFENSIVE TACKLE | 98



Height: 6-3 Weight: 314 DOB: April 4, 2001 (Age 23)
 NFL Experience: 2nd Year (2nd with Eagles) Draft: D1a-23 (9th overall) by PHI
 College: Georgia Hometown (HS): Apopka, FL (Apopka)

ALL-ROOKIE: 2023

CAREER STATISTICS

Year	Team	GP/S	TACKLES				PASS RUSH			INTERCEPTIONS					FUMBLES		DEF SNAPS	
			Total	Solo	Asst	TFL	Sacks	QBH	QBP	Int	Yds	Lg	TD	PD	FF	FR	No	Pct
2023	Philadelphia	16/1	33	20	13	8	6.0	9	47	0	0	--	0	0	2	1	563	48%
2024	Philadelphia	2/1	4	0	4	0	0.0	1	5	0	0	--	0	0	0	0	97	76%
Totals		18/2	37	20	17	8	6.0	10	52	0	0	--	0	0	2	1	---	---

PLAYOFFS

2023	Philadelphia	1/0	2	1	1	0	0.0	0	1	0	0	--	0	0	0	0	37	53%
Totals		1/0	2	1	1	0	0.0	0	1	0	0	--	0	0	0	0	---	---

ADDITIONAL STATISTICS

Blocked FGs: 1 - 2023 (1) Fumble Recovery TDs: 1 - 2023 (1)

CAREER HIGHS

Tackles	4	2x, last: 11/26/23 vs. Buf.
Sacks	2.0	10/8/23 at LAR
INTs	--	---
PDs	--	---
FFs	2	9/25/23 at TB
FRs	1	12/10/23 at Dal.



BIRDSEED

- ▶ An outstanding athlete at Apopka (FL) High School, which is also the alma mater of Pro Football Hall of Fame DT **Warren Sapp** ... Played at multiple positions throughout his high school career, including DT, TE, FB and punter ... Booted a 60+ yard punt in the state championship game ... In addition to football, lettered in basketball and competed in heavyweight lifting competitions ... In middle school, saw action at RB, CB, WR and QB, throwing a 70+ yard TD pass in an AAU game
- ▶ During his pre-draft visit with the Eagles, served **Nick Sirianni** a quick 'H' competing in a game of 'HORSE' by delivering a flat-footed windmill dunk on his first try, leaving the head coach in disbelief ... Rumored to have been able to dunk as early as 5th grade, Carter previously went viral in high school after throwing down a windmill dunk in a game
- ▶ Used his scholarship money at Georgia to cover daily meals for his teammate, Weston Wallace, who was a walk-on DL for the Bulldogs ... Walk-on student athletes don't receive the same benefits, but Carter made sure Wallace wasn't the only DL not getting lunches
- ▶ Inspired to give back to his community in Apopka, organized his first youth football camp with the help of his mother in 2022 ... Grew up going to camps, which helped him become the player he is today

CAREER HIGHLIGHTS

- ▶ Voted to the 2023 PFWA **All-Rookie** Team after producing 33 tackles with 47 pressures, 9 QB hits, 8 TFLs, 6.0 sacks, 2 FFs and 1 FR-TD

2024 SEASON - EAGLES




2023 SEASON - EAGLES

- ▶ Collected PFWA **All-Rookie** honors after registering 47 pressures, 33 tackles (20 solo), 9 QB hits, 8 TFLs, 6.0 sacks, 2 FFs, 1 FR-TD and 1 blocked FG in 16 games (one start) ... Tied for the 2nd-most sacks by an Eagles rookie since 1982, behind **Corey Simon** (9.5 in 2000)



2024 GAME-BY-GAME STATISTICS (PHI)

Date	Opp		GP/S	Tot	Solo	Sk	Int	PD	FF	FR	Snaps	Pct
Sep 6	GB	W	1/1	2	0	0.0	0	0	0	0	51	76%
Sep 16	Atl	L	1/0	1	0	0.0	0	0	0	0	46	75%
Sep 22	at NO											
Sep 29	at TB											
Oct 13	Cle											
Oct 20	at NYG											
Oct 27	at Cin											
Nov 3	Jax											
Nov 10	at Dal											
Nov 14	Was											
Nov 24	at LAR											
Dec 1	at Bal											
Dec 8	Car											
Dec 15	Pit											
Dec 22	at Was											
Dec 29	Dal											
Jan 5	NYG											
Totals			2/1	3	0	0.0	0	0	0	0	97	76%



Nicknames: J.C., Breadman ... **Hobbies:** Loves fishing and wants to do more deep sea fishing ... **Has a goal of catching a Goliath Grouper ...**
If he could play another sport, what team: Basketball, Miami Heat ...
Favorite TV show: *Spongebob* ... **Favorite music genre:** Hip-hop

- ▶ Posted his first NFL TD when he returned a fumble (forced by **Fletcher Cox**) 42 yards for a score in the third quarter at Dallas (12/10/23) ... Became the second Eagles rookie DT since 1950 to return a fumble for a TD, joining **Kevin Johnson** on 10/29/95 vs. St. Louis
- ▶ Logged 2.0 sacks against QB **Matthew Stafford** in the win at L.A. Rams (10/8/23) ... Became the first Eagles rookie DT to record 2.0 sacks in a game since **Corey Simon** on 9/24/00 at New Orleans
- ▶ Finished with 5 pressures, 2 FFs, 1 QB hit and 0.5 sacks in the 25-11 victory at Tampa Bay (9/25/23) ... Posted FFs on back-to-back plays in the second quarter, including on a split sack of Buccaneers QB **Baker Mayfield** ... Became the first NFL rookie DT to record multiple FFs in a game since **Karl Klug** on 9/18/11 vs. Baltimore with Tennessee
- ▶ Posted 6 pressures with 1.0 sack in his NFL debut in the 25-20 win at New England (9/10/23) ... Became the first Eagle to log a sack in their first career game since **Fletcher Cox** on 9/9/12 at Cleveland

COLLEGE HIGHLIGHTS

- ▶ A two-time CFP National Champion at Georgia (2021, '22), where he played three seasons (2020-22) ... Totaled 83 tackles (44 solo), 18.5 TFLs, 6.0 sacks, 4 PDs and 2 FFs in 38 career games (13 starts)
- ▶ Received first-team All-America honors and was voted first-team All-SEC as a junior in 2022 ... Named a finalist for the Rotary Lombardi Award (nation's top lineman) ... Finished the season with 32 tackles (16 solo), 7 TFLs, 3.0 sacks, 3 PDs and 2 FFs in 13 games (nine starts)

TRANSACTIONS

- ▶ **2023** - Drafted by PHI in 1st round (9th overall)



MCCALLAN CASTLES (IR)

TIGHT END |



Height: 6-4 Weight: 250 DOB: Dec. 3, 1999 (Age 24)
 NFL Experience: Rookie (1st with Eagles) Draft: UDFA-24 by PHI
 College: Tennessee Hometown (HS): South Lake Tahoe, CA (South Lake Tahoe)

CAREER STATISTICS

Year	Team	GP/S	RECEIVING					OFF SNAPS	
			Rec	Yds	Avg	Lg	TD	No	Pct
2024	Philadelphia	0/0	0	0	---	--	0	0	0%
Totals		0/0	0	0	---	--	0	---	---

CAREER HIGHS

Receptions	--	---
Receiving Yards	--	---
Receiving Long	--	---
Receiving TDs	--	---

2024 GAME-BY-GAME STATISTICS (PHI)

Date	Opp	GP/S	Rec	Yds	Avg	Lg	TD	Snaps	Pct
Sep 6	GB W	0/0	RESERVE/INJURED						
Sep 16	Atl L	0/0	RESERVE/INJURED						
Sep 22	at NO								
Sep 29	at TB								
Oct 13	Cle								
Oct 20	at NYG								
Oct 27	at Cin								
Nov 3	Jax								
Nov 10	at Dal								
Nov 14	Was								
Nov 24	at LAR								
Dec 1	at Bal								
Dec 8	Car								
Dec 15	Pit								
Dec 22	at Was								
Dec 29	Dal								
Jan 5	NYG								
Totals		0/0	0	0	---	--	0	0	0%

BIRDSEED

- ▶ Comes from an athletic background as both parents were college athletes ... His father, Thomas, participated in track and field at UC Riverside while his mother, Alison, played basketball at Idaho State
- ▶ Was a four-sport athlete at South Lake Tahoe (CA) High School, playing baseball, basketball, football and running track and field
- ▶ Earned a master's degree in agricultural leadership, education and communication after completing his studies at Tennessee

2024 SEASON - EAGLES



COLLEGE HIGHLIGHTS

- ▶ Spent six seasons in the collegiate ranks (2018-23), producing 1,226 yards and 14 TDs on 92 receptions (13.3 avg.) in 46 career games (24 starts) ... Held stints at California (2018-19), UC Davis (2020-22) and Tennessee (2023), earning numerous honors along the way
- ▶ Produced a career-high 5 TDs with 283 yards on 22 catches (12.9 avg.) with the Volunteers in 2023 ... Garnered second-team All-Big Sky accolades with UC Davis in 2022 after registering 347 yards and 2 TDs on 30 receptions (11.6 avg.) ... Also received second-team All-Big Sky recognition in 2021, when he posted 27 catches for 387 yards (14.2 avg.) and 4 TDs, finishing as UC Davis' 2nd-leading receiver ... Won the Jim Ferrier Award as the most outstanding transfer at UC Davis in 2020, when he tied for the most receiving TDs (3) on the Aggies

TRANSACTIONS

- ▶ **2024** - Signed by PHI as UDFA ... **8/3/24** - Waived/Injured ... **8/4/24** - Placed on Reserve/Injured





LE'RAVEN CLARK (IR)

TACKLE | 73



Height: 6-5 Weight: 311 DOB: April 22, 1993 (Age 31)

NFL Experience: 8th Year (2nd with Eagles) Draft: D3-16 (82nd overall) by IND Acquired: FA-23

College: Texas Tech Hometown (HS): Rockdale, TX (Rockdale)

CAREER STATISTICS

Year	Team	GP/S	STARTS			OFF SNAPS	
			LT	RG	RT	No	Pct
2016	Indianapolis	8/3	0	1	2	200	37%
2017	Indianapolis	15/5	0	5	0	323	33%
2018	Indianapolis	12/4	4	0	0	365	44%
2020	Indianapolis	12/3	2	0	1	148	18%
2021	Philadelphia	4/1	0	0	1	74	28%
2022	Tennessee	13/2	0	0	2	114	14%
2024	Philadelphia	0/0	0	0	0	0	0%
Totals		64/18	6	6	6	---	---

PLAYOFFS							
Year	Team	GP/S	LT	RG	RT	No	Pct
2021	Philadelphia	1/0	0	0	0	23	35%
Totals		1/0	0	0	0	---	---

BIRDSEED

- Cites woodworking as one of his favorite hobbies ... Has created furniture for his house and also uses the items he crafts as gifts
- When a tornado struck Kokomo, IN, helped with food donations, working with the Red Cross, and meeting with locals to provide help

CAREER HIGHLIGHTS

- Spent the first seven seasons of his career with Indianapolis (2016-20), Philadelphia (2021) and Tennessee (2022), starting contests at LT, LG and RT ... Re-joined the Eagles following training camp in 2023

2024 SEASON - EAGLES



2023 SEASON - EAGLES

- Spent the entirety of the season on the practice squad

COLLEGE HIGHLIGHTS

- Played collegiately at Texas Tech (2012-15), where he started each of his 51 career games ... Earned All-Big 12 honors in all four years, including two first-team all-conference selections as well as All-Big 12 Offensive Lineman of the Year honorable mention as a freshman

TRANSACTIONS

- **2016** - Drafted by IND in the 3rd round (82nd overall) ... **3/21/20** - Signed by IND to 1-year contract ... **5/19/21** - Signed by PHI ... **8/31/21** - Released by PHI ... **9/1/21** - Signed by PHI to practice squad ... **9/14/21** - Placed on Reserve/Injured ... **10/6/21** - Activated from Reserve/Injured ... **10/9/21** - Elevated by PHI from practice squad for Week 5 at Carolina ... **10/14/21** - Elevated by PHI from practice squad for Week 6 vs Tampa Bay ... **12/8/21** - Elevated by PHI from practice squad for Week 15 vs Washington ... **12/22/21** - Placed on Reserve/COVID-19 ... **12/29/21** - Activated from Reserve/COVID-19... **8/30/22** - Released by PHI ... **8/31/22** - Signed by PHI to practice squad ... **9/27/22** - Signed by Tennessee to active roster from PHI practice squad ... **3/24/23** - Signed by PIT to 1-year contract ... **8/30/23** - Released by PIT ... **8/31/23** - Signed by PHI to practice squad ... **1/18/24** - Signed by PHI to reserve/future contract ... **5/3/24** - Placed on Reserve/Injured



Nicknames: "Raven, Crow, Meathead, Nibbles. That's just a few." ... **Hobbies:** Fishing, hunting, furniture making ... **Favorite movie:** *Forrest Gump* ... **Favorite music artist:** Lil Boosie ... **Favorite food:** Cornbread and milk ... **Strangest thing he's ever eaten:** "I wouldn't consider them strange. I'm from a small country town, so we hunt and fish a lot. Squirrels and rabbits are like common things."



BRITAIN COVEY

WIDE RECEIVER | 18

(pronounced CUHV-ee)

Height: 5-8 Weight: 173 DOB: March 18, 1997 (Age 27)
 NFL Experience: 3rd Year (3rd with Eagles) Draft: UDFA-22 by PHI
 College: Utah Hometown (HS): Provo, UT (Timpview)



CAREER STATISTICS

Year	Team	GP/S	RECEIVING					OFF SNAPS		PUNT RETURNS					
			Rec	Yds	Avg	Lg	TD	No	Pct	Ret	FC	Yds	Avg	Lg	TD
2022	Philadelphia	17/0	0	0	---	--	0	19	2%	33	18	308	9.3	27	0
2023	Philadelphia	16/0	4	42	10.5	22	0	58	5%	29	18	417	14.4	54	0
2024	Philadelphia	2/0	6	23	3.8	9	0	32	22%	1	2	9	9.0	9	0
Totals		34/0	10	65	6.5	22	0	---	---	63	38	734	11.7	54	0

PLAYOFFS

2022	Philadelphia	3/0	0	0	---	--	0	2	1%	2	7	35	17.5	27	0
2023	Philadelphia	1/0	0	0	---	--	0	3	5%	1	2	0	0.0	0	0
Totals		4/0	0	0	---	--	0	---	---	3	9	35	11.7	27	0

ADDITIONAL STATISTICS

Fumbles/Lost: 3/0 - 2022 (2/0), 2023 (1/0) Kickoff Returns: 11-236 - 2022 (10-206), 2023 (1-30)

Special Teams Fumble Recoveries: 3 - 2022 (2), 2023 (1) Postseason Special Teams Fumble Recoveries: 1 - 2023 (1)

CAREER HIGHS

Receptions	6	9/16/24 vs. Atl.
Receiving Yards	35	1/7/24 at NYG
Receiving Long	22	1/7/24 at NYG
Receiving TDs	--	---
Punt Returns	6	12/4/22 vs. Ten.
Punt Return Yards	105	12/4/22 vs. Ten.
Punt Return TDs	--	---

First job: Mowing lawns ... Surprisingly good at: "Golf. I'm like a three or four handicap right now." ... Desired talent: "Singing. An unknown fact about me is that I love musical theater. I love plays, drama, and Broadway. If I wasn't playing football, I would be doing that... if I could sing, of course." ... Famous relative: "My grandpa, Stephen Covey, is an author. He wrote *The 7 Habits of Highly Effective People*." ... Favorite athlete: Tiger Woods ... Favorite movie: *Warrior* ... Favorite TV show: *Parks and Recreation* ... Favorite food: "My wife's white bean chili or my wife's chicken tacos with avocado lime sauce on it."



BIRDSEED

- ▶ His grandfather, Stephen R. Covey, wrote the best-selling book, *The 7 Habits of Highly Successful People*, which sold more than 40 million copies worldwide ... Considers his grandfather one of his biggest influences and strives to exemplify the principles taught in his book
- ▶ A devout member of The Church of Jesus Christ of Latter-Day Saints, embarked on a mission trip to Chile after a promising start to his football career ... Reflects on the mission as the best two years of his life ... Returned two years later and continued to have on-field success
- ▶ Uses his platform to raise awareness for Bridle Up Hope, a foundation that was established in memory of his cousin, Rachel, who tragically passed away after a battle with depression ... Also lost another cousin, Jenna, to suicide a few years after Rachel ... Bridle Up Hope combines equestrian training, a pastime loved by Rachel, with life skills development, services at the barn, as well as self-renewal activities
- ▶ Attended Timpview (UT) High School, where he posted almost 7,400 yards of total offense ... Ranked 4th in Utah state history with 111 TDs responsible for in less than two years playing QB ... Led Timpview to back-to-back 4A state titles, winning 26 consecutive games at QB

CAREER HIGHLIGHTS

- ▶ Led the NFL with a career-high 417 punt return yards during the 2023 campaign ... Finished as the only player with multiple 50+ yard punt returns (2) that year while pacing the NFL in punt returns of 10+ yards (16, tied), 15+ yards (13), 20+ yards (7) and 25+ yards (5, tied)
- ▶ A member of the Eagles' Super Bowl LVIII roster in 2022

NOTES TO KNOW

- ▶ Has produced the most punt returns (63) and punt return yards (734) in the NFL since 2022 ... Owns the most punt returns of 15+ yards (20), 20+ yards (10) and 25+ yards (7) during that stretch



2024 GAME-BY-GAME STATISTICS (PHI)

Date	Opp	GP/S	RECEIVING					OFF SNAPS		PUNT RETURNS						
			Rec	Yds	Avg	Lg	TD	No	Pct	Ret	FC	Yds	Avg	Lg	TD	
Sep 6	GB	W	1/0	0	0	---	--	0	9	12%	0	1	0	---	--	0
Sep 16	Atl	L	1/0	6	23	3.8	9	0	23	32%	1	1	9	9.0	9	0
Sep 22	at NO															
Sep 29	at TB															
Oct 13	Cle															
Oct 20	at NYG															
Oct 27	at Cin															
Nov 3	Jax															
Nov 10	at Dal															
Nov 14	Was															
Nov 24	at LAR															
Dec 1	at Bal															
Dec 8	Car															
Dec 15	Pit															
Dec 22	at Was															
Dec 29	Dal															
Jan 5	NYG															
Totals			2/0	6	23	3.8	9	0	32	22%	1	2	9	9.0	9	0

- ▶ Ranks 3rd in the NFL in punt return average (11.7) since 2022 (min. 45 returns), behind **Kalif Raymond** (11.7) and **Rashid Shaheed** (12.3)

2024 SEASON - EAGLES



2023 SEASON - EAGLES

- ▶ Registered a league-leading, career-best 417 punt return yards ... Finished as the only player with multiple 50+ yard punt returns (2) while ranking 1st in the NFL in punt returns of 10+ yards (16, tied), 15+ yards (13), 20+ yards (7) and 25+ yards (5, tied) ... His career-high 14.4 punt return average was the 4th-highest mark in Eagles history, trailing only **Steve Van Buren** in 1944 (15.3), **Brian Westbrook** in 2003 (15.3) and **DeSean Jackson** in 2009 (15.2) ... Added 42 yards on 4 receptions
- ▶ Logged a career-long, 54-yard punt return in the 33-25 win vs. N.Y. Giants (12/25/23) ... The field-flipping, first-quarter return positioned the Eagles offense at the 13-yard line for its opening series, requiring only 2 plays to reach the end zone to claim an early advantage
- ▶ Became the first Eagle to tally punt returns of 20+ yards in three consecutive games (Weeks 3-5) since **Darren Sproles** in 2014
- ▶ Combined for a career-high 111 return yards (3 punt returns for 81 yards and 1 kickoff return for 30 yards) in the 25-11 victory at Tampa Bay (9/25/23) ... Tallied a 52-yard punt return during the first quarter that helped set up the Eagles' first scoring drive of the game

COLLEGE HIGHLIGHTS

- ▶ Played collegiately at Utah (2015, '18-21), where he received five All-Pac-12 accolades, including four as a returner (first-team in 2018, '20, '21) and one as a WR (honorable mention in 2020) ... Also earned All-America honors following the 2015, '20 and '21 seasons
- ▶ Amassed 2,011 receiving yards with 11 TDs, 1,092 punt return yards (school record) with 4 TDs, 838 kickoff return yards with 1 TD, 300 rushing yards and 71 passing yards with 2 TDs in 47 career games (23 starts) ... Ranked among the top 10 in program history in punt returns (92, 2nd), receptions (184, 2nd), all-purpose yards (4,241, 3rd) and receiving yards (6th) ... Led Utah in receiving yards in 2015, '18 and '20

LONGEST PUNT RETURNS

Date	Opponent	Yds
12/25/23	vs. New York Giants (W, 33-25)	54
9/25/23	at Tampa Bay Buccaneers (W, 25-11)	52
2/12/23	at Kansas City Chiefs (L, 35-38) (SB)	27
12/4/22	vs. Tennessee Titans (W, 35-10)	27
11/20/23	at Kansas City Chiefs (W, 21-17)	26



TRANSACTIONS

- ▶ **2022** - Signed by PHI as UDFA ... **8/30/22** - Waived by PHI ... **8/31/22** - Signed by PHI to practice squad ... **9/10/22** - Elevated by PHI from practice squad for Week 1 at Detroit ... **9/19/22** - Elevated by PHI from practice squad for Week 2 vs. Minnesota ... **9/24/22** - Elevated by PHI from practice squad for Week 3 at Washington ... **10/1/22** - Signed by PHI to active roster from practice squad ... **8/29/23** - Waived by PHI ... **8/30/23** - Signed by PHI to practice squad ... **9/9/23** - Elevated by PHI from practice squad for Week 1 at New England ... **9/14/23** - Elevated by PHI from practice squad for Week 2 vs Minnesota ... **9/19/23** - Signed by PHI to active roster from practice squad



JORDAN DAVIS

DEFENSIVE TACKLE | 90



Height: 6-6 Weight: 336 DOB: Jan. 12, 2000 (Age 24)
 NFL Experience: 3rd Year (3rd with Eagles) Draft: D1-22 (13th overall) by PHI
 College: Georgia Hometown (HS): Charlotte, NC (Mallard Creek)

ALL-ROOKIE: 2022

CAREER STATISTICS

Year	Team	GP/S	TACKLES				PASS RUSH			INTERCEPTIONS				FUMBLES		DEF SNAPS		
			Total	Solo	Asst	TFL	Sacks	QBH	QBP	Int	Yds	Lg	TD	PD	FF	FR	No	Pct
2022	Philadelphia	13/5	18	8	10	1	0.0	0	4	0	0	--	0	1	0	0	224	20%
2023	Philadelphia	17/17	45	18	27	2	2.5	5	16	0	0	--	0	1	1	0	519	45%
2024	Philadelphia	2/2	2	1	1	0	0.0	0	0	0	0	--	0	1	0	0	64	50%
Totals		32/24	65	27	38	3	2.5	5	20	0	0	--	0	3	1	0	---	---

PLAYOFFS																		
Year	Team	GP/S	Total	Solo	Asst	TFL	Sacks	QBH	QBP	Int	Yds	Lg	TD	PD	FF	FR	No	Pct
2022	Philadelphia	3/0	4	3	1	0	0.0	2	4	0	0	--	0	0	0	0	45	29%
2023	Philadelphia	1/1	2	1	1	0	0.0	0	0	0	0	--	0	0	0	0	42	60%
Totals		4/1	6	4	2	0	0.0	2	4	0	0	--	0	0	0	0	---	---

CAREER HIGHS

Tackles	6	9/10/23 at NE
Sacks	1.0	9/14/23 vs. Min.
INTs	--	---
PDs	1	3x, last: 9/16/24 vs. Atl.
FFs	1	9/10/23 at NE
FRs	--	---

First job: Worked at an amusement park called Carowinds ... **What he wanted to grow up to be when he was younger:** "An astronaut. I was always so fascinated with space." ... **Bucket list:** Travel to Europe ... **Someone he would like to meet:** "I want to meet the President when we win the Super Bowl." ... **Favorite athletes:** LeBron James and Kobe Bryant ... **Favorite movie:** *Love and Basketball* ... **Favorite TV show:** *Family Guy* ... **Favorite food:** Carne asada tacos ... **Favorite candy:** "Swedish fish. It's got to be the red ones and it's got to be the small ones. The small ones are better than the bigger ones."



BIRDSEED

- ▶ Is very close with his mother, Shay Allen, and two younger brothers, Donovan and Yashua ... Even before he was drafted, Shay was a huge fan of the Eagles, due to her love for **Donovan McNabb**
- ▶ Credits his mother for getting him into football ... When he hit a growth spurt before entering 10th grade, she struggled to keep pace with his increased appetite and would often come home from her second job to find the refrigerator and cabinets almost bare ... Shay was sold on Mallard Creek (NC) High School's football team when she learned that summer practices included free breakfast and lunch
- ▶ At the 2022 NFL Combine, recorded a 4.78 time in the 40-yard dash, which was the fastest by any player over 330 pounds since 2006 and is believed to be one of the fastest times ever for a player his size ... In addition, his 10'3" standing broad jump is thought to be the record for a 300-pound player at the NFL Combine ... Earned a perfect 10 on the Relative Athletic Score due to his rare measurables
- ▶ Has supported Camp Sunshine and Northwest Victims Services through the league's *My Cause My Cleats* initiative ... Camp Sunshine offers retreats for children with life-threatening illnesses to enable hope and promote joy among them and their families ... Northwest Victims Services is a nonprofit organization that provides services to victims of crime in Philadelphia while promoting safety in the community

CAREER HIGHLIGHTS

- ▶ A member of the Eagles' Super Bowl LVII roster in 2022
- ▶ Selected to the 2022 PFWA **All-Rookie** Team after producing 18 total tackles, 4 QB pressures, 1 TFL and 1 PD in his debut season

2024 SEASON - EAGLES



2023 SEASON - EAGLES

- ▶ Started all 17 games and finished with career highs in defensive snaps (519), tackles (45), pressures (16), QB hits (5) and sacks (2.5)
- ▶ Recorded 2 tackles, 2 QB hits and 1.0 sack in the win vs. Minnesota (9/14/23) ... Sacked Vikings QB **Kirk Cousins** in the first quarter



2024 GAME-BY-GAME STATISTICS (PHI)												
Date	Opp		GP/S	Tot	Solo	Sk	Int	PD	FF	FR	Snaps	Pct
Sep 6	GB	W	1/1	0	0	0.0	0	0	0	0	35	52%
Sep 16	Atl	L	1/1	2	1	0.0	0	1	0	0	29	48%
Sep 22	at NO											
Sep 29	at TB											
Oct 13	Cle											
Oct 20	at NYG											
Oct 27	at Cin											
Nov 3	Jax											
Nov 10	at Dal											
Nov 14	Was											
Nov 24	at LAR											
Dec 1	at Bal											
Dec 8	Car											
Dec 15	Pit											
Dec 22	at Was											
Dec 29	Dal											
Jan 5	NYG											
Totals			2/2	2	1	0.0	0	1	0	0	64	50%



- ▶ Finished with 6 tackles (3 solo), 2 pressures, 1 FF and 0.5 sacks in the 25-20 win at New England (9/10/23) ... Tallied his first career FF against Patriots RB **Ezekiel Elliott** ... Also teamed up with **Josh Sweat** for his first career sack contribution against Patriots QB **Mac Jones**

COLLEGE HIGHLIGHTS

- ▶ Played collegiately at Georgia (2018-21), totaling 91 tackles (37 solo), 12.5 TFLs, 7.0 sacks and 1 PD in 47 career games (33 starts) ... A key member of the 2021 CFP National Championship-winning defense
- ▶ Honored with the Outland Trophy (nation’s best interior lineman) and Chuck Bednarik Award (best defensive player in college football) as a senior in 2021 ... Also voted first-team All-America by the *Associated Press* and earned first-team All-SEC honors (media and coaches) after recording 32 tackles (17 solo), 5.5 TFLs, 2.0 sacks and 1 PD

TRANSACTIONS

- ▶ **2022** - Drafted by PHI in 1st round (13th overall) ... **11/2/22** - Placed on Reserve/Injured ... **12/3/22** - Activated from Reserve/Injured



TYRION DAVIS-PRICE (PS)

RUNNING BACK | 35

(pronounced TIE-ree-on)

Height: 6-1 Weight: 219 DOB: Oct. 23, 2000 (Age 23)

NFL Experience: 3rd Year (1st with Eagles) Draft: D3a-22 (93rd overall) by SF Acquired: FA-24

College: LSU Hometown (HS): Baton Rouge, LA (Southern University Laboratory)



CAREER STATISTICS

			RUSHING					RECEIVING					OFF SNAPS		
Year	Team	GP/S	Att	Yds	Avg	Lg	TD	Rec	Yds	Avg	Lg	TD	TYS	No	Pct
2022	San Francisco	6/0	34	99	2.9	20	0	0	0	---	--	0	99	70	6%
2023	San Francisco	1/0	6	21	3.5	15	0	0	0	---	--	0	21	7	1%
2024	Philadelphia	0/0	0	0	---	--	0	0	0	---	--	0	0	0	0%
Totals		7/0	40	120	3.0	20	0	0	0	---	--	0	120	---	---

PLAYOFFS															
Year	Team	GP/S	Att	Yds	Avg	Lg	TD	Rec	Yds	Avg	Lg	TD	TYS	No	Pct
2022	San Francisco	0/0	0	0	---	--	0	0	0	---	--	0	0	0	0%
Totals		0/0	0	0	---	--	0	0	0	---	--	0	0	---	---

CAREER HIGHS

Rush Attempts	14	9/18/22 vs. Sea.
Rushing Yards	33	9/18/22 vs. Sea.
Rushing Long	20	9/18/22 vs. Sea.
Rushing TDs	--	---
Receptions	--	---
Receiving Yards	--	---
Receiving Long	--	---
Receiving TDs	--	---
Scrimmage Yards	33	9/18/22 vs. Sea.
Scrimmage TDs	--	---



BIRDSEED

- ▶ Prepped at Southern University Laboratory (LA) High School, where he was considered one of the nation's top RBs for the class of 2019 ... Rushed for 2,500 yards and 29 TDs as a senior, averaging nearly 14 yards per carry ... A finalist for the Warrick Dunn Award, which is given annually to the top high school player in the Baton Rouge region

CAREER HIGHLIGHTS

- ▶ Originally a 3rd-round draft choice (93rd overall) by San Francisco in 2022 ... Spent the first two seasons of his NFL career with the 49ers, rushing for 120 yards on 40 attempts (3.0 avg.) in seven games ... Contributed to an offense that reached two NFC Championship Games (2022-23), including an appearance in Super Bowl LVIII

2024 SEASON - EAGLES



2023 SEASON - 49ERS

- ▶ Saw action in one game, posting 21 yards on 6 carries (3.5 avg.) in the win vs. Dallas (10/8/23) ... A member of San Francisco's practice squad during its playoff run that resulted in a trip to Super Bowl LVIII

COLLEGE HIGHLIGHTS

- ▶ Played collegiately at LSU (2019-21), where he rushed for 1,744 yards and 15 TDs on 379 attempts (4.6 avg.) in 36 career contests
- ▶ Totaled 1,003 yards and 15 TDs on 211 carries (4.8 avg.) as a junior in 2021 ... Recognized as the Walter Camp National Player of the Week and SEC Player of the Week after setting the LSU single-game rushing record with a 287-yard performance vs. Florida (10/16/21)
- ▶ A member of LSU's CFP National Championship team as a freshman in 2019 ... Rushed for 295 yards and 6 TDs on 64 carries (4.6 avg.)

TRANSACTIONS

- ▶ **2022** - Drafted by SF in 3rd round (93rd overall) ... **12/5/23** - Waived by SF ... **12/7/23** - Signed by SF to practice squad ... **2/20/24** - Signed by PHI ... **8/27/24** - Waived by PHI ... **8/28/24** - Signed by PHI to practice squad



2024 GAME-BY-GAME STATISTICS (PHI)

			RUSHING					RECEIVING					OFF SNAPS		
Date	Opp	GP/S	Att	Yds	Avg	Lg	TD	Rec	Yds	Avg	Lg	TD	TYS	No	Pct
Sep 6	GB	W	---	EAGLES PRACTICE SQUAD											
Sep 16	Atl	L	---	EAGLES PRACTICE SQUAD											
Sep 22	at NO														
Sep 29	at TB														
Oct 13	Cle														
Oct 20	at NYG														
Oct 27	at Cin														
Nov 3	Jax														
Nov 10	at Dal														
Nov 14	Was														
Nov 24	at LAR														
Dec 1	at Bal														
Dec 8	Car														
Dec 15	Pit														
Dec 22	at Was														
Dec 29	Dal														
Jan 5	NYG														
Totals			0/0	0	0	---	--	0	0	0	---	--	0	0	0%



NAKOBE DEAN

LINEBACKER | 17



Height: 5-11 Weight: 231 DOB: Dec. 13, 2000 (Age 23)
 NFL Experience: 3rd Year (3rd with Eagles) Draft: D3-22 (83rd overall) by PHI
 College: Georgia Hometown (HS): Horn Lake, MS (Horn Lake)

CAREER STATISTICS

Year	Team	GP/S	TACKLES				PASS RUSH			INTERCEPTIONS					FUMBLES		DEF SNAPS	
			Total	Solo	Asst	TFL	Sacks	QBH	QBP	Int	Yds	Lg	TD	PD	FF	FR	No	Pct
2022	Philadelphia	17/0	6	5	1	1	0.0	0	0	0	0	--	0	0	0	0	34	3%
2023	Philadelphia	5/4	30	22	8	2	0.5	1	4	0	0	--	0	0	0	0	182	16%
2024	Philadelphia	2/2	11	9	2	2	0.0	0	1	0	0	--	0	1	0	0	124	97%
Totals		24/6	47	36	11	5	0.5	1	5	0	0	--	0	1	0	0	---	---

PLAYOFFS

2022	Philadelphia	3/0	0	0	0	0	0.0	0	0	0	0	--	0	0	0	0	9	6%
Totals		3/0	0	0	0	0	0.0	0	0	0	0	--	0	0	0	0	---	---

ADDITIONAL STATISTICS

Special Teams Tackles: 7 - 2022 (7) Postseason Special Teams Tackles: 2 - 2022 (2)

CAREER HIGHS

Tackles	13	10/29/23 at Was.
Sacks	0.5	11/5/23 vs. Dal.
INTs	--	---
PDs	1	9/6/24 vs. GB
FFs	--	---
FRs	--	---

What he wanted to grow up to be when he was younger: "I wanted to be an engineer, an architect, or a doctor. I always wanted to help people and I was good at math and science." ... Surprisingly good at: "If you ask me, I think I can sing. I can perform and dance a little bit." ... Desired talent: "I wish I was good at making songs, producing." ... Favorite athletes growing up: Troy Polamalu and James Harrison ... Favorite music artists: Rod Wave and Kevin Gates ... Favorite pre-game music: "I mix it up, but I always listen to some Lil Boosie. He gets me going." ... Favorite food: Salmon and chicken



BIRDSEED

- ▶ Studied mechanical engineering at Georgia and is interested in prosthetics ... His passion for the field stems from many visits to Veterans Affairs with his mother, Neketta Dean, who served in the military ... He decided at a young age that he wanted to aid veterans who lost their limbs by building prosthetics to improve their lives
- ▶ Maintained a 3.55 GPA in the mechanical engineering program during his time at Georgia ... During the 2023 offseason, returned to school to continue working toward finishing his degree requirements ... Would consider pursuing pre-med studies following his NFL career
- ▶ Raised by his mother, Neketta, in a single-parent household with his older brother, Nikolas, and younger sister, Brooklyn ... Neketta worked as the director of community affairs in Tunica County, MS, and prioritized community service in her family, bringing her children to various neighborhood events where they often volunteered
- ▶ With the help of his mother, used his NIL opportunities in college to make an impact in the community ... As a result, he was able to help local children get game tickets, provide canned foods to families in need, and sponsor a bed in an Athens homeless shelter
- ▶ Selected to the 2021 AFCA Good Works Team, which recognizes 22 college football players' community service and outstanding football play ... Also helped launch the "Dawgs for Pups" program at Georgia, raising money for students in Clarke County and the surrounding area to help donate WiFi hotspots for virtual schooling

CAREER HIGHLIGHTS

- ▶ A member of the Eagles' Super Bowl LVII roster in 2022

2024 SEASON - EAGLES



2023 SEASON - EAGLES

- ▶ Appeared in five games (four starts), recording 30 tackles (22 solo), 4 pressures, 2 TFLs, 1 QB hit and 0.5 sacks in 182 defensive snaps
- ▶ Made a career-high 13 tackles in the win at Washington (10/29/23)



2024 GAME-BY-GAME STATISTICS (PHI)												
Date	Opp		GP/S	Tot	Solo	Sk	Int	PD	FF	FR	Snaps	Pct
Sep 6	GB	W	1/1	4	3	0.0	0	1	0	0	64	96%
Sep 16	Atl	L	1/1	7	5	0.0	0	0	0	0	60	98%
Sep 22	at NO											
Sep 29	at TB											
Oct 13	Cle											
Oct 20	at NYG											
Oct 27	at Cin											
Nov 3	Jax											
Nov 10	at Dal											
Nov 14	Was											
Nov 24	at LAR											
Dec 1	at Bal											
Dec 8	Car											
Dec 15	Pit											
Dec 22	at Was											
Dec 29	Dal											
Jan 5	NYG											
Totals			2/2	11	8	0.0	0	1	0	0	124	97%



COLLEGE HIGHLIGHTS

- ▶ Played collegiately at Georgia (2019-21), where he totaled 168 tackles (89 solo), 13.5 TFLs, 10 PDs, 7.5 sacks, 3 FFs and 2 INTs in 39 career games (25 starts) ... A team captain who helped guide the Bulldogs to the CFP National Championship during the 2021 campaign
- ▶ Voted the recipient of the 2021 Butkus Award (nation’s best LB) along with first-team All-SEC honors ... Selected as the SEC Defensive Player of the Year by *Pro Football Focus* and was a semifinalist for the 2021 Chuck Bednarik Award, which recognizes the best defensive player in college football ... Finished his junior campaign with 72 tackles (career high), 10.5 TFLs (team high), 8 PDs, 6.0 sacks, 2 INTs and 2 FFs
- ▶ Named a semifinalist for the Butkus Award as a sophomore in 2020, leading Georgia in tackles (71) and producing 1.5 sacks

TRANSACTIONS

- ▶ **2022** - Drafted by PHI in 3rd round (83rd overall) ... **9/12/23** - Placed on Reserve/Injured ... **10/14/23** - Activated from Reserve/Injured ... **11/16/23** - Placed on Reserve/Injured



COOPER DEJEAN

DEFENSIVE BACK | 33



Height: 6-0 Weight: 198 DOB: Feb. 9, 2003 (Age 21)
 NFL Experience: Rookie (1st with Eagles) Draft: D2-24 (40th overall) by PHI
 College: Iowa Hometown (HS): Odebolt, IA (Odebolt-Arthur-Battle Creek-Ida Grove)

CAREER STATISTICS

Year	Team	GP/S	TACKLES				PASS RUSH			INTERCEPTIONS					FUMBLES		DEF SNAPS	
			Total	Solo	Asst	TFL	Sacks	QBH	QBP	Int	Yds	Lg	TD	PD	FF	FR	No	Pct
2024	Philadelphia	2/0	0	0	0	0	0.0	0	0	0	0	--	0	0	0	0	7	5%
Totals		2/0	0	0	0	0	0.0	0	0	0	0	--	0	0	0	0	---	---

CAREER HIGHS

Tackles	--	--
Sacks	--	--
INTs	--	--
PDs	--	--
FFs	--	--
FRs	--	--

Nickname: Coop ... Hobbies: Playing pick-up basketball, golfing, and playing video games ... Bucket list: Travel to Italy ... Little known fact: His hometown has zero stoplights — only stop signs and yield signs ... If he could have a career outside of sports: Real estate because he feels like it's an enjoyable business and he loves looking at new houses ... Favorite athlete to watch: LeBron James ... Favorite TV show: Suits ... Favorite music/artists: Rap and country; favorite artists are Drake, Lil Baby, Morgan Wallen and Zach Bryan



BIRDSEED

- ▶ Participated in numerous volunteer activities during his time at Iowa, including staffing Special Olympics events, working with Safe Haven of Iowa County, assisting CommUnity Crisis Services, and more ... Voted a semifinalist for the Lott IMPACT Trophy, which is awarded to a student-athlete who makes the biggest impact on and off the field
- ▶ Turned in a legendary football career at OA-BCIG (IA) High School as a QB and DB ... Set school career records in passing yards, passing TDs, completions and receiving TDs, in addition to single-season marks in passing yards, receptions, receiving yards and total yards ... Won back-to-back state championships as a junior and senior ... Scored the game-winning TD in the final minute of the state title game as a senior after his younger brother, Beckett, recovered a fumble on a kickoff
- ▶ Also lettered in basketball, baseball, and track at OA-BCIG ... Won the long jump and 100-meter dash state championships as a senior ... His 1,832 career points in basketball ranked just 58 points behind Vikings TE T.J. Hockenson on Iowa's all-time high school scoring list

2024 SEASON - EAGLES



COLLEGE HIGHLIGHTS

- ▶ Played collegiately at Iowa (2021-23), where he recorded 120 tackles (85 solo) with 20 PDs and 7 INTs (3 TDs) in 30 games (24 starts) ... Also returned 31 punts for 406 yards (13.1 avg.) and 1 TD in his career
- ▶ Earned unanimous consensus All-America honors and was voted a finalist for the Bronko Nagurski (nation's best defensive player) and Jim Thorpe (nation's best DB) Awards in 2023 ... Also recognized as the Big Ten Defensive Back of the Year ... Registered 41 tackles (26 solo) with 2 INTs and returned 21 punts for 241 yards in 10 appearances
- ▶ Collected the first of two first-team All-Big Ten honors in his career in 2022, when he started all 13 games and produced 75 tackles (56 solo) with 8 PDs and 5 INTs, including a school-record 3 INT-TDs

TRANSACTIONS

- ▶ **2024** - Drafted by PHI in 2nd round (40th overall) ... **7/24/24** - Placed on Active/Non-Football Injury ... **8/13/24** - Activated from Active/Non-Football Injury



2024 GAME-BY-GAME STATISTICS (PHI)												
Date	Opp		GP/S	Tot	Solo	Sk	Int	PD	FF	FR	Snaps	Pct
Sep 6	GB	W	1/0	0	0	0.0	0	0	0	0	6	9%
Sep 16	Atl	L	1/0	0	0	0.0	0	0	0	0	1	2%
Sep 22	at NO											
Sep 29	at TB											
Oct 13	Cle											
Oct 20	at NYG											
Oct 27	at Cin											
Nov 3	Jax											
Nov 10	at Dal											
Nov 14	Was											
Nov 24	at LAR											
Dec 1	at Bal											
Dec 8	Car											
Dec 15	Pit											
Dec 22	at Was											
Dec 29	Dal											
TBD	NYG											
Totals			2/0	0	0	0.0	0	0	0	0	7	5%





LONDON DICKERSON

GUARD | 69



Height: 6-6 Weight: 332 DOB: Sept. 30, 1998 (Age 25)
 NFL Experience: 4th Year (4th with Eagles) Draft: D2-21 (37th overall) by PHI
 College: Alabama Hometown (HS): Hudson, NC (South Caldwell)

PRO BOWL: 2023, 2024

CAREER STATISTICS

Year	Team	GP/S	STARTS		OFF SNAPS	
			LG	RG	No	Pct
2021	Philadelphia	14/13	12	1	859	77%
2022	Philadelphia	17/17	17	0	1,096	93%
2023	Philadelphia	16/16	16	0	1,046	91%
2024	Philadelphia	2/2	2	0	147	100%
Totals		49/48	47	1	---	---

PLAYOFFS						
Year	Team	GP/S	LG	RG	No	Pct
2021	Philadelphia	1/1	1	0	66	100%
2022	Philadelphia	3/3	3	0	201	92%
2023	Philadelphia	1/1	1	0	57	97%
Totals		5/5	5	0	---	---

Nickname: Big Country ... **Hobbies:** Woodworking, hunting, fishing, working on cars, home improvement, landscaping, mowing grass and Legos ... **Bucket list:** Visit every continent ... **Guilty pleasures:** Rita's birthday cake custard ... **Memorable fan interactions:** "There was a woman at Alabama. Every single game, I mean at the team hotel, warm-ups, bus ride, she was there for everything. It didn't matter if we were in Texas, Florida, Arkansas, it didn't matter." ... **Favorite movie:** Forrest Gump ... **Favorite meal:** Steak and sweet potato fries ... **Favorite athlete growing up:** Lawrence Taylor



BIRDSEED

- ▶ Has built an inseparable friendship with **Jordan Mailata**, who served as the best man at his wedding during the 2023 offseason
- ▶ In college, replaced his damaged front bumper with a wooden railroad tie and bolted a "BAMA" license plate on it, which gained noteworthy attention ... In 2021, upon learning about Captain Brian Wolnewitz, a firefighter who was diagnosed with Stage 4 lung cancer, organized the Landon Dickerson Bama Bumper Fundraiser ... Auctioned his famous 'bumper' with all proceeds benefiting Wolnewitz's family
- ▶ Is an Eagle Scout ... Announced on National Signing Day in 2016 that he would finish his Eagle Scout service project installing park benches to restore a recreation center instead of enrolling in college early
- ▶ Learned discipline through martial arts at a young age ... Earned a black belt in karate when he was 11 years old, becoming the youngest black belt in the history of the dojo he attended

CAREER HIGHLIGHTS

- ▶ Originally selected by the Eagles in the 2nd round (37th overall) of the 2021 NFL Draft ... Has become a two-time **Pro Bowler** (2023, '24) over his first three NFL seasons ... Contributed to a unit that paved the way to a Super Bowl LVII appearance during the 2022 campaign

2024 SEASON - EAGLES



2023 SEASON - EAGLES

- ▶ Voted to the **Pro Bowl** for the second straight season after starting all 16 games at LG ... Blocked for an Eagles OL that established a franchise record in third-down conversion rate (48.0%, 3rd in NFL)

COLLEGE HIGHLIGHTS

- ▶ Named the recipient of the Rimington Trophy (awarded to the nation's top center) and voted a unanimous first-team All-American and first-team All-SEC honoree as a fifth-year senior in 2020
- ▶ Helped lead Alabama to an undefeated 2020 season, which resulted in a CFP National Championship ... Anchored an OL that blocked for the Power 5's top-ranked scoring offense (48.5 ppg) ... The Crimson Tide also ranked 1st in pass efficiency rating (198.9) and 2nd in passing offense (358.2 ypg) and total offense (541.6 ypg)
- ▶ Received All-America honorable mention accolades from *Pro Football Focus* in 2019 ... Voted second-team All-SEC as a guard (Associated Press) and center (league's coaches) ... Paved the way for a unit that ranked 2nd in the nation in scoring offense (47.2 ppg), 3rd in passing offense (342.2 ypg) and 6th in total offense (510.8 ypg)
- ▶ Began his collegiate career at Florida State (2016-18)

TRANSACTIONS

- ▶ **2021** - Drafted by PHI in 2nd round (37th overall) ... **7/28/21** - Placed on Active/Non-Football Injury ... **8/30/21** - Activated from Active/Non-Football Injury ... **12/19/21** - Placed on Reserve/COVID-19 ... **12/24/21** - Activated from Reserve/COVID-19... **3/11/24** - Agreed to terms with PHI on 4-year contract extension



JAHAN DOTSON

WIDE RECEIVER | 83



Height: 5-11 Weight: 184 DOB: March 22, 2000 (Age 24)
 NFL Experience: 3rd Year (1st with Eagles) Draft: D1-22 (16th overall) by WAS Acquired: T-Was-24
 College: Penn State Hometown (HS): Nazareth, PA (Nazareth)

CAREER STATISTICS

Year	Team	GP/S	RECEIVING					OFF SNAPS	
			Rec	Yds	Avg	Lg	TD	No	Pct
2022	Washington	12/10	35	523	14.9	61	7	651	55%
2023	Washington	17/16	49	518	10.6	33t	4	910	82%
2024	Philadelphia	2/1	1	6	6.0	6	0	88	60%
Totals		31/27	85	1,047	12.3	61	11	---	---

ADDITIONAL STATISTICS

Rushing: 2-(-7) - 2022 (2-(-7))

CAREER HIGHS

Receptions	8	10/29/23 vs. Phi.
Receiving Yards	108	10/29/23 vs. Phi.
Receiving Long	61	12/18/22 vs. NYG
Receiving TDs	2	9/11/22 vs. Jax.



BIRDSEED

- ▶ Has supported the American Cancer Society in honor of his mother, Robin, who battled myeloma cancer, through the NFL's *My Cause My Cleats* campaign ... Also works with the league's *Crucial Catch* program to help fight cancer through early detection and risk reduction
- ▶ Prepped at Nazareth (PA) High School, where he was a three-sport athlete competing in football, basketball, and track ... Earned first-team All-USA Pennsylvania Football Team honors as a senior

CAREER HIGHLIGHTS

- ▶ Originally selected by the Commanders with the 16th-overall pick in the 2022 NFL Draft ... Spent the first two seasons of his career in Washington, totaling 1,041 yards and 11 TDs on 84 receptions (12.4 avg.)

2024 SEASON - EAGLES



2023 SEASON - COMMANDERS

- ▶ Saw action in 17 games (16 starts) with Washington ... Logged a career-high 49 receptions for 518 yards (10.6 avg.) and 4 TDs

COLLEGE HIGHLIGHTS

- ▶ Played collegiately at Penn State (2018-21), appearing in 42 games (38 starts) and totaling 183 catches (2nd in school history) for 2,757 yards (4th in school history) and 25 TDs (2nd in school history) ... Became the 10th player in program history to eclipse 2,000+ career receiving yards ... Posted the 2nd-most 100+ receiving yard games (11) by a Nittany Lion ... Set a school record for career punt return average (17.8)
- ▶ Voted a third-team All-American by the *Associated Press* and earned first-team All-Big Ten honors after producing 1,182 yards and 12 TDs on 91 receptions in 2021 ... Hauled in 3 TDs while establishing a Penn State receiving record with 242 yards vs. Maryland (11/6/21)
- ▶ Lead the team in receiving with 884 yards in 2020, earning honorable mention All-America honors from *Phil Steele* ... Set a single-season mark at Penn State with a 24.6 yards per punt return average

TRANSACTIONS

- ▶ **2021** - Drafted by WAS in 1st round (16th overall) ... **8/22/24** - Acquired by PHI with 2025 5th-round draft pick from WAS in exchange for 2025 3rd-round draft pick and two 2025 7th-round draft picks



2024 GAME-BY-GAME STATISTICS (PHI)										
Date	Opp		GP/S	Rec	Yds	Avg	Lg	TD	Snaps	Pct
Sep 6	GB	W	1/0	0	0	---	--	0	32	42%
Sep 16	Atl	L	1/1	1	6	6.0	6	0	56	79%
Sep 22	at NO									
Sep 29	at TB									
Oct 13	Cle									
Oct 20	at NYG									
Oct 27	at Cin									
Nov 3	Jax									
Nov 10	at Dal									
Nov 14	Was									
Nov 24	at LAR									
Dec 1	at Bal									
Dec 8	Car									
Dec 15	Pit									
Dec 22	at Was									
Dec 29	Dal									
TBD	NYG									
Totals			2/1	1	6	6.0	6	0	88	60%



Nickname: "Han" ... **Hobbies:** Recently started golfing but considers video games his main hobby, loves Call of Duty, Warzone and NCAA 25 ... **Alternate career choice:** Would love to own an NFL team so he could be around football 24/7 ... **If he could play another sport:** Would play Shortstop for the L.A. Dodgers ... **Favorite athlete to watch:** LeBron James ... **Favorite TV show:** *That '70s Show*



JACK DRISCOLL (PS)

TACKLE/GUARD | 75



Height: 6-5 Weight: 312 DOB: April 1, 1997 (Age 27)
 NFL Experience: 5th Year (5th with Eagles) Draft: D4b-20 (145th overall) by PHI Acquired: FA-24
 College: Auburn Hometown (HS): Madison, CT (Daniel Hand)

CAREER STATISTICS

Year	Team	GP/S	STARTS				OFF SNAPS	
			LT	LG	RG	RT	No	Pct
2020	Philadelphia	11/4	0	0	0	4	300	27%
2021	Philadelphia	9/9	0	0	8	1	512	46%
2022	Philadelphia	17/3	1	0	0	2	354	30%
2023	Philadelphia	17/1	0	0	0	1	172	15%
2024	Philadelphia	0/0	0	0	0	0	0	0%
Totals		54/17	1	0	8	8	---	---

PLAYOFFS								
2022	Philadelphia	3/0	0	0	0	0	17	8%
2023	Philadelphia	1/0	0	0	0	0	2	3%
Totals		4/0	0	0	0	0	---	---

First job: Worked at a Nike outlet while in high school ... **Prized possession:** "I have a very large baseball card collection." ... **Desired talent:** Sleight of hand magic tricks ... **Moments left starstruck:** Meeting Tim Cook and Yao Ming on separate occasions ... **Favorite quote:** "Success breeds complacency. Complacency breeds failure. Only the paranoid survive." - Andy Grove



BIRDSEED

- ▶ Has supported Demand Zero through the NFL's *My Cause My Cleats* initiative ... The organization, which is based in his hometown, combats the ever-growing opioid epidemic by targeting the trade of illegal and lethal drugs through institutive action and collaborative efforts

CAREER HIGHLIGHTS

- ▶ A member of the Eagles' Super Bowl LVII roster in 2022

2024 SEASON - EAGLES



2023 SEASON - EAGLES

- ▶ Saw action in all 17 games, including 1 start at RG

COLLEGE HIGHLIGHTS

- ▶ Saw action in 46 career games between Auburn (2018-19) and Massachusetts (2015-17) ... Started each of his last 45 contests
- ▶ Started all 13 games in 2019 and was named to the preseason All-SEC second-team by *Pro Football Focus* ... Also selected to the Reese's Senior Bowl watch list and was nominated for the William V. Campbell Trophy, which annually recognizes the top football scholar-athlete in the nation for his combined academic success, football performance and leadership ... Named to the SEC academic honor roll for the second consecutive season after transferring from Massachusetts in 2018
- ▶ In 2017, received *Phil Steele* All-Independent first-team and All-ECAC second-team honors after starting all 12 games at Massachusetts ... Part of an offense that averaged 30.6 points and 432.8 yards per game ... Spent time at LG and LT over nine games (eight starts) in 2016

TRANSACTIONS

- ▶ **2020** - Drafted by PHI in 4th round (145th overall) ... **12/18/20** - Placed on Reserve/Injured ... **9/2/21** - Placed on Reserve/Injured ... **10/2/21** - Activated from Reserve/Injured ... **11/30/21** - Placed on Reserve/Injured ... **2/15/22** - Activated from Reserve/Injured ... **3/18/24** - Signed by MIA to 1-year contract ... **8/28/24** - Released by MIA ... **9/3/24** - Signed by PHI to practice squad



JAKE ELLIOTT

KICKER | 4



Height: 5-9 Weight: 167 DOB: Jan. 21, 1995 (Age 29)
 NFL Experience: 8th Year (8th with Eagles) Draft: D5a-17 (153rd overall) by CIN Acquired: PS-Cin-17
 College: Memphis Hometown (HS): La Grange, IL (Lyons Township)

SUPER BOWL CHAMPION: 2017 (LII) ALL-PRO: 2023 PRO BOWL: 2022

CAREER STATISTICS

Year	Team	GP	FG-FGA	Pct	0-19	20-29	30-39	40-49	50+	Lg	XP-XPA	Pct	Pts	KO	TB
2017	Philadelphia	15	26-31	83.9	0-0	5-5	4-7	12-13	5-6	61	39-42	92.9	117	83	42
2018	Philadelphia	16	26-31	83.9	0-0	7-7	10-11	7-8	2-5	56	33-35	94.3	111	81	57
2019	Philadelphia	16	22-26	84.6	0-0	7-7	8-8	5-7	2-4	53	35-37	94.6	101	79	52
2020	Philadelphia	16	14-19	73.7	0-0	1-3	6-6	5-5	2-5	54	24-26	92.3	66	70	46
2021	Philadelphia	17	30-33	90.9	0-0	7-7	10-10	10-13	3-3	58	44-44	100.0	134	94	61
2022	Philadelphia	16	20-23	87.0	0-0	6-6	8-9	1-2	5-6	56	51-53	96.2	111	91	63
2023	Philadelphia	17	30-32	93.8	0-0	9-9	7-8	7-7	7-8	61	45-46	97.8	135	90	73
2024	Philadelphia	2	4-4	100.0	0-0	3-3	1-1	0-0	0-0	38	4-4	100	17	0	0
Totals		115	172-199	87.2	0-0	45-47	54-60	47-55	26-37	61	275-287	95.8	792	588	394

PLAYOFFS

2017	Philadelphia	3	7-7	100.0	0-0	2-2	2-2	2-2	1-1	53	7-9	77.8	28	19	13
2018	Philadelphia	2	1-1	100.0	0-0	0-0	0-0	1-1	0-0	43	3-3	100.0	6	7	2
2019	Philadelphia	1	3-3	100.0	0-0	1-1	1-1	1-1	0-0	46	0-0	---	9	4	1
2021	Philadelphia	1	0-0	---	0-0	0-0	0-0	0-0	0-0	--	1-1	100.0	1	2	1
2022	Philadelphia	3	4-4	100.0	0-0	0-0	4-4	0-0	0-0	35	12-12	100.0	24	19	11
2023	Philadelphia	1	1-1	100.0	0-0	0-0	0-0	1-1	0-0	47	0-0	---	3	3	3
Totals		11	16-16	100.0	0-0	3-3	7-7	5-5	1-1	53	23-25	92.0	71	54	31

ADDITIONAL STATISTICS

Successful Onside Kicks: 1 - 2017 (1) Punting: 3-112 - 2020 (2-77), 2022 - (1-35) Pass Attempts: 1 - 2019 (1)

CAREER HIGHS

Points	16	2x, last: 1/8/23 vs. NYG
FGs	5	1/8/23 vs. NYG
FG Attempts	5	1/8/23 vs. NYG
Longest FG	61	2x, last: 9/14/23 vs. Min.
Longest Attempt	61	2x, last: 9/14/23 vs. Min.
PATs	6	2x, last: 12/11/22 at NYG



BIRDSEED

- ▶ Has supported Street Tails Animal Rescue (STAR) through the NFL's *My Cause My Cleats* initiative ... The organization, where Elliott adopted his dog, Willy, is dedicated to helping the homeless, unwanted and abandoned dogs in the Philadelphia area find their forever homes ... Also represented Everytown for Gun Safety, which builds awareness and teaches people about the issues of gun violence in America
- ▶ Grew up playing multiple sports and had interest from colleges to play tennis ... Credits tennis with helping his mental toughness for kicking
- ▶ Is a very skilled golfer who qualified for The Philadelphia Open Championship during the summer of 2022 ... The local pro-am tournament is held annually at the Philadelphia Cricket Club-Wissahickon
- ▶ Originally joined the football team at Lyons Township (IL) High School when the head coach pulled him aside after winning a student kicking competition at the school's pep rally

CAREER HIGHLIGHTS

- ▶ Voted second-team **All-Pro** by the *Associated Press* in 2023, when he established a single-season franchise record in FG percentage (93.8%) ... Also set a career high with 135 kicking points (5th in team history)
- ▶ A member of the Eagles' Super Bowl LVII roster in 2022
- ▶ Named to his first career **Pro Bowl** appearance following the 2021 season after producing a then-team-record 90.9% FG percentage



2024 GAME-BY-GAME STATISTICS (PHI)

Date	Opp		FG-FGA	Pct	0-19	20-29	30-39	40-49	50+	Lg	XP-XPA	Pct	Pts	Kick by Kick
Sep 6	GB	W	2-2	100	0-0	1-1	1-1	0-0	0-0	38	4-4	100	10	(38), (21)
Sep 16	Atl	L	2-2	100	0-0	2-2	0-0	0-0	0-0	29	1-1	100	7	(29) (28)
Sep 22	at NO													
Sep 29	at TB													
Oct 13	Cle													
Oct 20	at NYG													
Oct 27	at Cin													
Nov 3	Jax													
Nov 10	at Dal													
Nov 14	Was													
Nov 24	at LAR													
Dec 1	at Bal													
Dec 8	Car													
Dec 15	Pit													
Dec 22	at Was													
Dec 29	Dal													
TBD	NYG													
Totals			4-4	100	0-0	3-3	1-1	0-0	0-0	38	5-5	100	17	---

Hobbies: Golf ... **First job:** Tennis instructor ... **If he could play another sport:** Shortstop, Chicago Cubs ... **Player he models his game after:** Stephen Gostkowski ... **Favorite meal:** Deep dish pizza ... **Favorite quote:** "Success isn't owned. It's rented, and rent is due every day."

- ▶ Recorded the longest FGs (43 and 46 yards) by a rookie in Super Bowl history during the 41-33 win over New England in **Super Bowl LII**
- ▶ Connected on the longest postseason FG (53 yards) in Eagles history during the 2017 NFC Divisional Playoff victory vs. Atlanta (1/13/18)
- ▶ Kicked a game-winning, 61-yard FG (franchise record and NFL rookie record) as time expired in the 27-24 win vs. N.Y. Giants on 9/24/17 ... Matched his Eagles record with another 61-yard FG as time expired in the first half of the 34-28 victory vs. Minnesota on 9/14/23

NOTES TO KNOW

- ▶ Has the 2nd-highest FG percentage (91.3%) among NFL kickers with 90+ FG attempts since 2021, trailing only **Nick Folk** (91.7%) ... Also is tied for 5th in the NFL in kicking points (397) during that stretch
- ▶ His 792 career points are the 3rd-most in team history, behind **David Akers** (1,323, 1999-2010) and **Bobby Walston** (881, 1951-62) ... Is the fastest player in Eagles history to reach 500 points (77 games)
- ▶ Owns the 2nd-most career FGs (172) in franchise history, trailing only **David Akers** (294, 1999-2010) ... Has recorded the most 50+ yard FGs (27) ever recorded by an Eagle (including playoffs)

2024 SEASON - EAGLES



2023 SEASON - EAGLES

- ▶ Earned his first career *Associated Press* **All-Pro** selection after setting an Eagles single-season record with a 93.8% FG percentage, breaking his previous mark that he established in 2021 (90.9%) ... Ranked 6th in the NFL in FG percentage and kicking points (135) ... His 135 kicking points marked the 5th-most in single-season franchise history

LONGEST FIELD GOALS		
Date	Opponent	Yds
9/14/23	vs. Minnesota Vikings (W, 34-28)	61
9/24/17	vs. New York Giants (W, 27-24)	61
11/26/23	vs. Buffalo Bills (W, 37-34)	59
10/10/21	at Carolina Panthers (W, 21-18)	58
9/10/23	at New England Patriots (W, 25-20)	56
1/1/23	vs. New Orleans Saints (L, 10-20)	56
11/11/18	vs. Dallas Cowboys (L, 20-27)	56
10/1/23	vs. Washington Commanders (W, 34-31)	54
1/8/23	vs. New York Giants (W, 22-16)	54
11/27/22	vs. Green Bay Packers (W, 40-33)	54
9/27/20	vs. Cincinnati Bengals (T, 23-23)	54





- ▶ Received **NFC Special Teams Player of the Week** honors after kicking a 59-yard FG with 20 seconds remaining in the fourth quarter to force OT in the Eagles' 37-34 comeback victory vs. Buffalo (11/26/23)
- ▶ Voted **NFC Special Teams Player of the Week** after totaling 14 points, including 4-of-4 FGs from 41, 47, 36 and 54 yards, to give the Eagles a 34-31 win vs. Washington (10/1/23) ... His game-winning, 54-yard FG tied for the 2nd-longest OT FG in NFL history, trailing only **Sebastian Janikowski** (57 yards on 10/19/08 vs. N.Y. Jets with Oakland)
- ▶ Tied his franchise record with a 61-yard FG as time expired during the first half of the 34-28 win vs. Minnesota (9/14/23) ... Became the fifth player in NFL history to produce multiple 61+ yard FGs, joining **Brett Maher** (3), **Sebastian Janikowski**, **Matt Prater** and **Justin Tucker**
- ▶ Earned **NFC Special Teams Player of the Week** honors after registering 13 points after kicking 4 FGs from 32, 56, 48 and 51 yards with 1 PAT in the 25-20 win at New England (9/10/23) ... Accounted for more than half of the team's points in the victory ... Marked just the second time in his career that he converted multiple 50+ yard FGs in a game

COLLEGE HIGHLIGHTS

- ▶ A four-time Lou Groza Award semifinalist (top collegiate placekicker), including a finalist in 2015 ... Totaled a school-best 445 career points, topping **Stephen Gostkowski** (369) and **DeAngelo Williams** (362)
- ▶ During his four seasons at Memphis, ranked 2nd among NCAA kickers in points (445), behind **Zane Gonzalez** (492) ... Holds the school record for longest FG (56 yards) and kicked 4 of the 5 longest FGs in program history from 56, 54, 53 and 53 yards



TRANSACTIONS

- ▶ **2017** - Drafted by CIN in 5th round (153rd overall) ... **9/2/17** - Waived by CIN ... **9/3/17** - Signed by CIN to practice squad ... **9/12/17** - Signed by PHI from CIN practice squad ... **2/22/19** - Signed by PHI to 1-year contract ... **11/27/19** - Signed by PHI to 5-year contract extension ... **3/13/24** - Agreed to terms with PHI on 4-year contract extension



KEVIN FOELSCH (PS)

TIGHT END | 46

(pronounced fole-ssh)

Height: 6-4 Weight: 250 DOB: April 13, 2001 (Age 23)
 NFL Experience: Rookie (1st with Eagles) Draft: UDFA-24 by CAR Acquired: W-NYJ-24
 College: New Haven Hometown (HS): Ramsey, NJ (Ramsey)



CAREER STATISTICS

Year	Team	GP/S	RECEIVING					OFF SNAPS	
			Rec	Yds	Avg	Lg	TD	No	Pct
2024	Philadelphia	0/0	0	0	---	--	0	0	0%
Totals		0/0	0	0	---	--	0	---	---

CAREER HIGHS

Receptions	--	---
Receiving Yards	--	---
Receiving Long	--	---
Receiving TDs	--	---

2024 GAME-BY-GAME STATISTICS (PHI)

Date	Opp	GP/S	Rec	Yds	Avg	Lg	TD	Snaps	Pct
NOT ON NFL ROSTER									
Sep 16	Atl	L	---	EAGLES PRACTICE SQUAD					
Sep 22	at NO								
Sep 29	at TB								
Oct 13	Cle								
Oct 20	at NYG								
Oct 27	at Cin								
Nov 3	Jax								
Nov 10	at Dal								
Nov 14	Was								
Nov 24	at LAR								
Dec 1	at Bal								
Dec 8	Car								
Dec 15	Pit								
Dec 22	at Was								
Dec 29	Dal								
Jan 5	NYG								
Totals		0/0	0	0	---	--	0	0	0%

BIRDSEED

- ▶ Majored in sports management with a minor in marketing
- ▶ Became the first New Haven player to sign a UDFA contract with an NFL team since **Zach Voytek** with Buffalo during the 2017 campaign
- ▶ Garnered four Dean's List honors during his time at New Haven ... Additionally received academic honors in four of his five seasons
- ▶ A three-sport athlete at Ramsey (NJ) High School, where he lettered in football and basketball while also competing in track

CAREER HIGHLIGHTS

- ▶ Entered the league as a UDFA with the Panthers in 2024 ... Also spent time with the Jets before joining the Eagles during training camp

2024 SEASON - EAGLES

▶

COLLEGE HIGHLIGHTS

- ▶ Played collegiately at New Haven (2019-23), where he recorded 73 receptions for 660 yards and 16 TDs in 42 career games (34 starts)
- ▶ Logged 318 yards and a career-high 7 TDs on 32 catches as a senior in 2023, earning first-team Northeast-10 Conference recognition

TRANSACTIONS

- ▶ **2024** - Signed by CAR as UDFA ... **5/11/24** - Waived by CAR ... **5/22/24** - Signed by NYJ ... **8/2/24** - Waived by NYJ ... **8/3/24** - Claimed off waivers by PHI ... **8/27/24** - Waived by PHI ... **9/1/24** - Signed by PHI to practice squad ... **9/3/24** - Waived by PHI ... **9/12/24** - Signed by PHI to practice squad





KENNETH GAINWELL

RUNNING BACK | 14



Height: 5-9 Weight: 200 DOB: March 14, 1999 (Age 25)
 NFL Experience: 4th Year (4th with Eagles) Draft: D5-21 (150th overall) by PHI
 College: Memphis Hometown (HS): Yazoo City, MS (Yazoo County)

CAREER STATISTICS

Year	Team	GP/S	RUSHING					RECEIVING					TYS	OFF SNAPS	
			Att	Yds	Avg	Lg	TD	Rec	Yds	Avg	Lg	TD		No	Pct
2021	Philadelphia	16/1	68	291	4.3	18t	5	33	253	7.7	19	1	544	298	27%
2022	Philadelphia	17/0	53	240	4.5	13	4	23	169	7.3	20	0	409	331	28%
2023	Philadelphia	16/2	84	364	4.3	32	2	30	183	6.1	19	0	547	442	39%
2024	Philadelphia	2/0	3	8	2.7	4	0	1	10	10.0	10	0	18	22	15%
Totals		51/3	208	903	4.3	32	11	87	615	7.1	20	1	1,518	---	---

PLAYOFFS

2021	Philadelphia	1/0	1	6	6.0	6	0	5	49	9.8	20	1	55	25	38%
2022	Philadelphia	3/0	33	181	5.5	35t	1	7	55	7.9	17	0	236	95	43%
2023	Philadelphia	1/0	4	3	0.8	4	0	2	10	5.0	9	0	12	19	32%
Totals		5/0	38	190	5.5	35t	1	14	110	8.7	20	1	304	---	---

ADDITIONAL STATISTICS

Fumbles/Lost: 3/2 - 2021 (2/1), 2023 (1/1) Passing: 1/1-17 - 2023 (1/1-17) Special Teams Tackles: 1 - 2023 (1)
 Kickoff Returns: 8-137 - 2021 (8-137) Postseason Kickoff Returns: 3-57 - 2021 (3-57) Postseason Fumble Recoveries: 1 - 2021 (1)

CAREER HIGHS

Rush Attempts	14	3x, last: 9/25/23 at TB
Rushing Yards	112	1/21/23 vs. NYG (Div.)
Rushing Long	35t	1/21/23 vs. NYG (Div.)
Rushing TDs	1	12x, last: 11/5/23 vs. Dal.
Receptions	6	10/3/21 vs. KC
Receiving Yards	58	10/3/21 vs. KC
Receiving Long	20	2x, last: 12/24/22 at Dal.
Receiving TDs	1	10/24/21 at LV
Scrimmage Yards	121	1/21/23 vs. NYG (Div.)
Scrimmage TDs	1	14x, last: 11/5/23 vs. Dal.



BIRDSEED

- ▶ Is cousins with Eagles legend **Fletcher Cox** ... Grew up an Eagles fan
- ▶ His family was significantly impacted by the COVID-19 pandemic, with four relatives passing away due to the virus ... Resulted in his decision to opt out of his final collegiate season at Memphis in 2020
- ▶ Considers his older brother, Curtis, his biggest inspiration ... In 2013, Curtis suffered a ruptured blood vessel in his brain causing a hemorrhagic stroke, requiring four surgeries to save his life at 18 years old ... Though he needed to learn to walk and talk again, Curtis has done incredible with his recovery, deeply motivating Kenneth
- ▶ Has supported the Pediatric Stroke Program at the Children’s Hospital of Philadelphia through the NFL’s *My Cause My Cleats* campaign

CAREER HIGHLIGHTS

- ▶ Led the Eagles in both rushing yards (181) and scrimmage yards (236) during the 2022 playoffs, which resulted in a Super Bowl LVII appearance ... Averaged 5.5 yards per carry with 1 TD on 33 attempts
- ▶ In 2021, tied for the most rushing TDs (5) in franchise rookie history, joining **Don Johnson** (1953) and **Steve Van Buren** (1944)

2024 SEASON - EAGLES



2023 SEASON - EAGLES

- ▶ Appeared in a career-high 442 offensive snaps and combined for 547 scrimmage yards, including a career-best 364 yards with 2 TDs on 84 carries (4.3 avg.) ... Also totaled 183 yards on 30 receptions



2024 GAME-BY-GAME STATISTICS (PHI)

Date	Opp		GP/S	RUSHING					RECEIVING					TYS	OFF SNAPS	
				Att	Yds	Avg	Lg	TD	Rec	Yds	Avg	Lg	TD		No	Pct
Sep 6	GB	W	1/0	1	2	2.0	2	0	1	10	10.0	10	0	12	15	20%
Sep 16	Atl	L	1/0	2	6	3.0	4	0	0	0	---	--	0	6	7	10%
Sep 22	at NO															
Sep 29	at TB															
Oct 13	Cle															
Oct 20	at NYG															
Oct 27	at Cin															
Nov 3	Jax															
Nov 10	at Dal															
Nov 14	Was															
Nov 24	at LAR															
Dec 1	at Bal															
Dec 8	Car															
Dec 15	Pit															
Dec 22	at Was															
Dec 29	Dal															
Jan 5	NYG															
Totals			2/0	3	8	2.7	4	0	1	10	10.0	10	0	18	22	15%



Nicknames: Kenny, Kenny G and Iceman ... Hobbies: Fishing ... Favorite meal: Meatlovers pizza ... Favorite movie: *Spider-Man* ... Favorite TV show: *Sanford and Son*, *Good Times* and *Scooby-Doo*

COLLEGE HIGHLIGHTS

- ▶ Played in 18 career games (14 starts) at Memphis and recorded 2,212 scrimmage yards (1,550 rushing, 662 receiving) with 17 TDs
- ▶ Led the Tigers to an AAC Championship behind an FBS-leading 2,069 all-purpose yards along with 1,459 rushing yards (12th nationally) as a redshirt freshman in 2019 ... Became just the third player in program history to register 2,000+ all-purpose yards in a season, joining **DeAngelo Williams** (2003-05) and **Darrell Henderson** (2018)

TRANSACTIONS

- ▶ **2021** - Drafted by PHI in 5th round (150th overall)



C.J. GARDNER-JOHNSON

SAFETY | 8



Height: 5-11 Weight: 208 DOB: Dec. 20, 1997 (Age 26)
 NFL Experience: 6th Year (2nd with Eagles) Draft: D4-19 (105th overall) by NO Acquired: FA-Det-24
 College: Florida Hometown (HS): Cocoa, FL (Cocoa)

ALL-ROOKIE: 2019

CAREER STATISTICS

Year	Team	GP/S	TACKLES				PASS RUSH			INTERCEPTIONS					FUMBLES		DEF SNAPS	
			Total	Solo	Asst	TFL	Sacks	QBH	QBP	Int	Yds	Lg	TD	PD	FF	FR	No	Pct
2019	New Orleans	16/7	46	35	11	6	0.0	4	5	1	28	28	0	8	1	1	546	52%
2020	New Orleans	15/13	65	51	14	5	1.0	4	7	1	3	3	0	13	0	0	861	82%
2021	New Orleans	12/11	46	32	14	4	2.0	4	6	3	45	26	0	7	0	0	626	56%
2022	Philadelphia	12/12	67	61	6	5	1.0	2	5	6	54	25	0	8	0	0	729	66%
2023	Detroit	3/2	17	16	1	0	0.0	0	1	1	0	0	0	3	0	0	187	17%
2024	Philadelphia	2/2	11	5	6	0	0.0	0	0	0	0	--	0	0	0	127	99%	
Totals		60/47	252	200	52	20	4.0	14	24	12	130	28	0	39	1	1	---	---

PLAYOFFS

2019	New Orleans	1/1	3	2	1	0	0.0	0	0	0	0	--	0	1	0	0	50	64%
2020	New Orleans	2/2	10	7	3	0	0.0	0	0	0	0	--	0	1	0	0	99	85%
2022	Philadelphia	3/3	12	7	5	0	0.0	0	0	0	0	--	0	1	0	0	144	94%
2023	Detroit	3/0	12	5	7	0	0.0	0	3	1	0	--	0	1	0	0	105	56%
Totals		9/6	37	21	16	0	0.0	0	3	1	0	--	0	4	0	0	---	---

ADDITIONAL STATISTICS

Special Teams Tackles: 4 - 2019 (3), 2020 (1)

CAREER HIGHS

Tackles	11	11/20/22 at Ind.
Sacks	1.0	4x, last: 10/30/22 vs. Pit.
INTs	2	10/16/22 vs. Dal.
PDs	3	12/20/20 vs. KC
FFs	1	12/22/19 at Ten.
FRs	1	12/22/19 at Ten.



BIRDSEED

- ▶ Previously represented Boys Town and Raintree Family Services as a part of the NFL's *My Cause My Cleats* initiative ... Each group provides services to at-risk youth, including opportunities for growth ... Also supported Adopt.org through *MCMC*, an organization that supports the adoption community in Pennsylvania, New Jersey and Delaware

CAREER HIGHLIGHTS

- ▶ A member of the Eagles' Super Bowl LVII defense in 2022
- ▶ Despite missing five games due to injury in 2022, finished tied for the league lead with a career-high 6 INTs ... Became the first Eagle to produce 6+ INTs in a season since **Brandon Boykin** in 2013
- ▶ Named to the PFWA **All-Rookie** Team in 2019

2024 SEASON - EAGLES



2023 SEASON - LIONS

- ▶ Saw action in 187 defensive snaps over three games (two starts) and registered 17 tackles (16 solo) with 3 PDs and 1 INT ... Returned from injury in Week 18 and played in all three playoff contests, totaling 12 tackles (5 solo), 3 pressures, 1 PD and 1 INT in 105 snaps

COLLEGE HIGHLIGHTS

- ▶ Played collegiately at Florida (2016-18) ... Totaled 161 tackles, 17 PDs, 9 INTs (3 TDs) and 4.0 sacks in 37 career games (26 starts)



2024 GAME-BY-GAME STATISTICS (PHI)

Date	Opp	GP/S	Tot	Solo	Sk	Int	PD	FF	FR	Snaps	Pct
Sep 6	GB	W	1/1	5	2	0.0	0	0	0	66	99%
Sep 16	Atl	L	1/1	6	3	0.0	0	0	0	61	100%
Sep 22	at NO										
Sep 29	at TB										
Oct 13	Cle										
Oct 20	at NYG										
Oct 27	at Cin										
Nov 3	Jax										
Nov 10	at Dal										
Nov 14	Was										
Nov 24	at LAR										
Dec 1	at Bal										
Dec 8	Car										
Dec 15	Pit										
Dec 22	at Was										
Dec 29	Dal										
TBD	NYG										
Totals			2/2	11	5	0.0	0	0	0	127	99%

Place he'd like to visit: The Moon ... Someone he'd like to meet one day: Joel Embiid ... Favorite athletes growing up: LeBron James and Randy Moss ... Favorite movies: The Madagascar series ... Favorite TV show: SpongeBob SquarePants ... Favorite pregame music: NBA Youngboy ... Favorite food: Hibachi seafood



► Was a two-time Associated Press All-Bowl Team selection (2016 and 2018) ... Selected the 2018 Chick-fil-A Peach Bowl Defensive MVP after recording 2 INTs and returning 1 for a score against Michigan ... Named the 2016 Outback Bowl MVP for his 2-INT performance against Iowa, which included 1 TD ... Became the second true freshman in Gators history to win a Bowl MVP Award, joining Emmitt Smith (1987)

TRANSACTIONS

► **2019** - Drafted by NO in 4th round (105th overall) ... **12/30/20** - Placed on Reserve/COVID-19 ... **1/8/21** - Activated from Reserve/COVID-19 ... **12/11/21** - Placed on Reserve/Injured ... **12/11/21** - Activated from Reserve/Injured ... **8/30/22** - Acquired by PHI from NO with 2025 7th-round draft choice in exchange for 2023 5th-round draft choice and later of Eagles' two 2024 6th-round draft choices ... **12/3/22** - Placed on Reserve/Injured ... **1/7/23** - Activated from Reserve/Injured ... **3/19/23** - Signed by DET to 1-year contract ... **9/19/23** - Placed on Reserve/Injured ... **1/6/24** - Activated from Reserve/Injured ... **3/13/24** - Agreed to terms with PHI on 3-year contract



NICK GATES

OFFENSIVE LINEMAN | 61



Height: 6-5 Weight: 312 DOB: Nov. 27, 1995 (Age 28)
 NFL Experience: 7th Year (1st with Eagles) Draft: UDFA-18 by NYG Acquired: FA-24
 College: Nebraska Hometown (HS): Las Vegas, NV (Bishop Gorman)

CAREER STATISTICS

Year	Team	GP/S	STARTS					OFF SNAPS	
			LT	LG	C	RG	RT	No	Pct
2019	N.Y. Giants	16/3	0	0	0	1	2	289	27%
2020	N.Y. Giants	16/16	0	0	16	0	0	1,013	100%
2021	N.Y. Giants	2/2	0	1	1	0	0	74	7%
2022	N.Y. Giants	10/8	0	5	2	0	0	367	32%
2023	Washington	13/10	0	0	10	0	0	641	58%
2024	Philadelphia	2/0	0	0	0	0	0	0	0%
Totals		59/39	0	6	29	1	2	---	---

PLAYOFFS									
Year	Team	GP/S	LT	LG	C	RG	RT	No	Pct
2022	N.Y. Giants	2/2	2	0	0	0	0	55	44%
Totals		2/2	2	0	0	0	0	---	---



BIRDSEED

- ▶ Has supported multiple groups through the NFL's *My Cause My Cleats* campaign ... Honored his mother who survived Necrotic Fasciitis with the help of the doctors and staff at St. Rose Dominican San Martin Hospital in Las Vegas ... Represented CASA (Court Appointed Special Advocates), which advocates for abused and neglected children
- ▶ Chosen as the Giants' 2022 recipient of the Ed Block Courage Award
- ▶ Aided the Giants' *Crucial Catch* program with the American Cancer Society in honor of his grandmother ... Also assisted with helping families who visited New York City to receive cancer treatment
- ▶ Worked with the Bronx Community Foundation during his time with the Giants in 2021 ... The foundation works to support the pillars of community, equity and justice, economic security and health

CAREER HIGHLIGHTS

- ▶ Entered the NFL as an undrafted rookie with the Giants in 2018 ... Appeared in 44 games (29 starts) with New York, in addition to two post-season starts ... Played in 13 games with the Commanders in 2023

2024 SEASON - EAGLES



2023 SEASON - COMMANDERS

- ▶ Started 10 of 13 games at center with Washington

COLLEGE HIGHLIGHTS

- ▶ A three-time All-Big Ten selection at Nebraska (2015-17), where he started all 35 games he appeared in ... Began his career at RT before moving to LT ... His 25 consecutive starts at LT in his final two years marked the school's longest streak at the position since 2001
- ▶ As a junior in 2017, started all 12 contests and aided an offense that accumulated 3,000+ passing yards and 23 passing TDs

TRANSACTIONS

- ▶ **2018** - Signed by NYG as UDFA ... **9/1/18** - Placed on Reserve/Injured ... **8/1/20** - Re-signed by NYG to 2-year extension ... **9/21/21** - Placed on Reserve/Injured ... **8/23/22** - Placed on Active/Physically Unable to Perform ... **10/26/22** - Activated from Active/Physically Unable to Perform ... **3/16/23** - Signed by WAS to 3-year contract ... **3/13/24** - Released by WAS ... **7/30/24** - Signed by PHI ... **8/27/24** - Released by PHI ... **8/28/24** - Signed by PHI to practice squad ... **9/6/24** - Elevated by PHI from practice squad for Week 1 vs Green Bay ... **9/16/24** - Signed by PHI to active roster



DALLAS GOEDERT

TIGHT END | 88

(pronounced GOD-ert)

Height: 6-5 Weight: 256 DOB: Jan. 3, 1995 (Age 29)

NFL Experience: 7th Year (7th with Eagles) Draft: D2-18 (49th overall) by PHI

College: South Dakota State Hometown (HS): Britton, SD (Britton-Hecla)



CAREER STATISTICS

Year	Team	GP/S	RECEIVING					OFF SNAPS	
			Rec	Yds	Avg	Lg	TD	No	Pct
2018	Philadelphia	16/8	33	334	10.1	32t	4	525	48%
2019	Philadelphia	15/9	58	607	10.5	28t	5	781	66%
2020	Philadelphia	11/9	46	524	11.4	41	3	602	53%
2021	Philadelphia	15/14	56	830	14.8	45	4	781	70%
2022	Philadelphia	12/12	55	702	12.8	31	3	735	62%
2023	Philadelphia	14/14	59	592	10.0	49	3	809	71%
2024	Philadelphia	2/2	7	69	9.9	21	0	131	89%
Totals		85/68	314	3,658	11.6	49	22	---	---

PLAYOFFS

2018	Philadelphia	2/0	2	20	10.0	10t	1	50	42%
2019	Philadelphia	1/1	7	73	10.4	17	0	67	97%
2021	Philadelphia	1/1	6	92	15.3	28	0	59	89%
2022	Philadelphia	3/3	16	141	8.8	23	1	203	93%
2023	Philadelphia	1/1	4	21	5.3	10	1	48	81%
Totals		8/6	35	347	9.9	28	3	---	---

ADDITIONAL STATISTICS

Fumbles/Lost: 4/3 - 2019 (2/2), 2021 (1/0), 2022 (1/1)
Fumble Recoveries: 2 - 2018 (1), 2021 (1) Rushing: 1-1 - 2023 (1-1)
Kickoff Returns: 1-16 - 2019 (1-16) Special Teams Tackles: 5 - 2018 (3), 2019 (2)
Postseason Special Teams Tackles: 1 - 2018 (1)

CAREER HIGHS

Receptions	9	12/22/19 vs. Dal.
Receiving Yards	135	12/21/21 vs. Was.
Receiving Long	49	10/8/23 at LAR
Receiving TDs	2	12/5/21 at NYJ



BIRDSEED

- ▶ Lived with **Avonte Maddox** during the first four years of his NFL career ... The inseparable duo is famously known for their “big brother, little brother” relationship, which has been captured in Wawa commercials as well as Amazon/NFL Films’ 2019 season of *All or Nothing*
- ▶ Represented the Wawa Foundation through the league’s *My Cause My Cleats* campaign in 2022 ... The non-profit organization is committed to building communities by providing care for those in need, leading hunger relief efforts and supporting military members
- ▶ Is a skilled unicyclist who used to ride in parades throughout neighborhoods around Britton, SD ... Considers learning how to ride a six-foot unicycle at 12 years old as the greatest feat of his unicycling career
- ▶ Played nine-man football lining up as a WR, RB and LB at Britton-Hecla (SD) High School due to the small population of his hometown

CAREER HIGHLIGHTS

- ▶ Has been a part of five playoff teams during his first six seasons in Philadelphia ... A major contributor to the Eagles’ postseason run that resulted in an appearance in Super Bowl LVII in 2022 ... Led the team with 16 receptions for 141 yards and 1 TD during the 2022 playoffs

NOTES TO KNOW

- ▶ Since taking over as the Eagles’ primary TE in 2021, ranks 5th at his position in receiving yards (2,193), behind **Travis Kelce** (3,486), **Mark Andrews** (2,817), **George Kittle** (2,811) and **T.J. Hockenson** (2,457) ... Also ranks 3rd among NFL TEs in receiving average (12.4) in that span, after **George Kittle** (13.6) and **Kyle Pitts** (13.5)
- ▶ Is one of five NFL TEs with 1,000+ yards after the catch (1,165) since the 2021 season, trailing only **Travis Kelce** (1,701), **George Kittle** (1,373), **David Njoku** (1,206) and **Evan Engram** (1,167)

2024 SEASON - EAGLES



2023 SEASON - EAGLES

- ▶ Appeared in a career-high 809 offensive snaps in 14 games (all starts) and produced 592 yards and 3 TDs on 59 receptions (10.0 avg.)
- ▶ Registered 117 yards and 1 TD on 8 catches (14.6 avg.) in the 23-14 victory at L.A. Rams (10/8/23) ... Became the first Eagles TE to record 115+ receiving yards and 1+ TD in a road game since **Keith Jackson** on 9/17/89 at Washington (126 yards, 3 TDs) ... Hauled in a career-long, 49-yard reception during the third quarter

COLLEGE HIGHLIGHTS

- ▶ A two-time first-team FCS All-America selection (2016-17) and two-time FCS Walter Payton Award finalist (2016-17) at South Dakota State, where he finished with the 3rd-most catches (198), 4th-most receiving yards (2,988) and 5th-most receiving TDs (21) in school history
- ▶ Over his last two years with the Jackrabbits, led all FCS TEs in receptions (164) and receiving yards (2,404) while ranking 2nd in TDs (18)



2024 GAME-BY-GAME STATISTICS (PHI)

Date	Opp		GP/S	Rec	Yds	Avg	Lg	TD	Snaps	Pct
Sep 6	GB	W	1/1	4	31	7.8	21	0	62	82%
Sep 16	Atl	L	1/1	3	38	12.7	16	0	69	97%
Sep 22	at NO									
Sep 29	at TB									
Oct 13	Cle									
Oct 20	at NYG									
Oct 27	at Cin									
Nov 3	Jax									
Nov 10	at Dal									
Nov 14	Was									
Nov 24	at LAR									
Dec 1	at Bal									
Dec 8	Car									
Dec 15	Pit									
Dec 22	at Was									
Dec 29	Dal									
Jan 5	NYG									
Totals			2/2	7	69	9.9	21	0	131	89%

First job: Owned a lawn care company ... Surprisingly good at: Unicycling ... Favorite athletes growing up: Brett Favre and Aaron Rodgers ... Favorite TV show: *The Office* ... Favorite music: Country



- ▶ As a senior in 2017, earned first-team All-MVFC honors after leading nationally-ranked South Dakota State with 72 receptions and 1,111 receiving yards ... Ranked 2nd on the team with 7 TDs
- ▶ Received all-conference honors as a junior in 2016 after setting a school single-season record with 92 catches ... His 1,293 yards were the 5th-most in Jackrabbits history (most by a TE)

MOST RECEIVING YARDS

Date	Opponent	Yds
12/21/21	vs. Washington (W, 27-17)	135
10/8/23	at Los Angeles Rams (W, 23-14)	117
12/5/21	at New York Jets (W, 33-18)	105
9/13/20	at Washington (L, 17-27)	101
11/3/22	at Houston Texans (W, 29-17)	100

TRANSACTIONS

- ▶ **2018** - Drafted by PHI in 2nd round (49th overall) ... **9/29/20** - Placed on Reserve/Injured ... **10/31/20** - Activated from Reserve/Injured ... **10/12/21** - Placed on Reserve/COVID-19 ... **10/21/21** - Activated from Reserve/COVID-19 ... **11/19/21** - Signed by PHI to 4-year contract extension ... **1/3/22** - Placed on Reserve/COVID-19 ... **1/10/22** - Activated from Reserve/COVID-19 ... **11/16/22** - Placed on Reserve/Injured ... **12/20/22** - Activated from Reserve/Injured



BRANDON GRAHAM

DEFENSIVE END | 55



Height: 6-2 Weight: 265 DOB: April 3, 1988 (Age 36)
 NFL Experience: 15th Year (15th with Eagles) Draft: D1-10 (13th overall) by PHI
 College: Michigan Hometown (HS): Detroit, MI (Crockett Vocational Technical)

SUPER BOWL CHAMPION: 2017 (LII) ALL-PRO: 2016 PRO BOWL: 2021

CAREER STATISTICS

Year	Team	GP/S	TACKLES				PASS RUSH			INTERCEPTIONS					FUMBLES		DEF SNAPS	
			Total	Solo	Asst	TFL	Sacks	QBH	QBP	Int	Yds	Lg	TD	PD	FF	FR	No	Pct
2010	Philadelphia	13/6	13	12	1	3	3.0	8	N/A	0	0	--	0	0	2	0	N/A	N/A
2011	Philadelphia	3/0	4	4	0	1	0.0	0	N/A	0	0	--	0	0	0	0	N/A	N/A
2012	Philadelphia	16/6	38	30	8	7	5.5	11	N/A	0	0	--	0	1	2	1	420	40%
2013	Philadelphia	16/0	15	11	4	4	3.0	5	N/A	0	0	--	0	0	1	0	323	27%
2014	Philadelphia	16/1	41	32	9	12	5.5	9	N/A	0	0	--	0	0	4	0	499	43%
2015	Philadelphia	16/10	51	39	12	11	6.5	10	N/A	0	0	--	0	1	3	0	858	71%
2016	Philadelphia	16/16	59	41	18	14	5.5	22	54	0	0	--	0	1	2	1	764	75%
2017	Philadelphia	15/15	47	33	14	15	9.5	14	47	0	0	--	0	2	2	1	666	65%
2018	Philadelphia	16/16	39	31	8	9	4.0	11	44	0	0	--	0	2	1	1	753	72%
2019	Philadelphia	16/16	50	35	15	15	8.5	17	53	0	0	--	0	0	1	2	791	76%
2020	Philadelphia	16/16	46	35	11	13	8.0	16	36	0	0	--	0	0	2	1	757	69%
2021	Philadelphia	2/2	2	2	0	1	0.0	1	3	0	0	--	0	0	0	0	51	5%
2022	Philadelphia	17/1	35	19	16	11	11.0	16	41	0	0	--	0	1	2	0	474	43%
2023	Philadelphia	17/0	16	11	5	4	3.0	6	30	0	0	--	0	1	0	0	395	34%
2024	Philadelphia	2/0	1	0	1	0	0.0	0	3	0	0	--	0	0	0	0	60	47%
Totals		197/105	457	335	122	120	73.0	146	---	0	0	--	0	9	22	7	---	---

PLAYOFFS

2013	Philadelphia	1/0	2	1	1	1	1.0	2	N/A	0	0	--	0	0	0	0	22	31%
2017	Philadelphia	3/3	4	4	0	1	1.0	5	12	0	0	--	0	0	1	0	162	79%
2018	Philadelphia	2/2	5	3	2	0	1.5	1	9	0	0	--	0	0	1	0	123	87%
2019	Philadelphia	1/1	0	0	0	0	0.0	0	1	0	0	--	0	0	0	0	38	59%
2022	Philadelphia	3/0	3	3	0	1	1.0	1	5	0	0	--	0	0	0	0	50	33%
2023	Philadelphia	1/0	5	5	0	3	1.0	1	1	0	0	--	0	0	0	0	33	47%
Totals		11/6	19	16	3	6	5.5	10	---	0	0	--	0	0	2	0	---	---

ADDITIONAL STATISTICS

Fumble Recovery TDs: 1 - 2017 (1) Special Teams Tackles: 11 - 2013 (5), 2014 (6) Postseason Special Teams Tackles: 1 - 2013 (1) Kickoff Returns: 2-14 - 2013 (2-14)



BIRDSEED

- ▶ Nominated as the Eagles' 2022 Walter Payton Man of the Year candidate ... The award is considered the NFL's most prestigious honor and recognizes players who have exhibited excellence on the field as well as a passion to impact the lives of others in their community
- ▶ His foundation, Team Graham, offers its time and resources to various organizations ... Its activities include mentoring girls and boys, giving away clothes and feeding needy families, and fundraising events
- ▶ Has represented the Detroit Police Athletic League and the Eagles Autism Foundation through the NFL's *My Cause My Cleats* campaign ... The Eagles Autism Foundation helps support impactful autism research and care to improve the lives of affected individuals and families while aiming to drive scientific breakthroughs



CAREER HIGHS		
Tackles	9	12/4/16 at Cin.
Sacks	3.0	2x, last: 12/11/22 at NYG
INTs	--	---
PDs	1	9x, last: 10/1/23 at Was.
FFs	2	11/8/15 at Dal.
FRs	1	7x, last: 11/1/20 vs. Dal.

Bucket list: Drive a NASCAR car ... **First jersey:** Dave Bing, Detroit Pistons ... **First job:** Working the grill at McDonald's ... **Favorite Halloween costume:** Batman, when he was 10 ... **Favorite movie:** *Equalizer* ... **Favorite book:** *New Money: Staying Rich* by Phillip Buchanon ... **Favorite quote:** "Those who stay, will be champions." - Bo Schembechler

CAREER HIGHLIGHTS

- ▶ Earned his first career **Pro Bowl** nod following the 2020 season after leading the Eagles in sacks (8.0), TFLs (13) and pressures (36) ... Voted second-team **All-Pro** by the *Associated Press* in 2016, when he registered career highs in both pressures (54) and QB hits (22)
- ▶ Posted one of the top defensive plays in team history when he strip-sacked Patriots QB **Tom Brady** in the fourth quarter of **Super Bowl LII** (recovered by Derek Barnett) ... The takeaway set up a 46-yard FG by **Jake Elliott** that gave the Eagles a 41-33 lead with 1:05 remaining
- ▶ A key member of an Eagles defense that advanced to Super Bowl LVII in 2022 ... Finished the year with double-digit sacks (11.0) for the first time in his career at age 34 during his 13th NFL campaign

NOTES TO KNOW

- ▶ Embarks on his 15th NFL season, breaking his tie with Pro Football Hall of Famer and Eagles legend **Chuck Bednarik** (14, 1946-62)
- ▶ Has played in the most regular-season games (197) in Eagles history
- ▶ Owns the 4th-most sacks (73.0) in team history, behind **Reggie White** (124.0, 1985-92), **Trent Cole** (85.5, 2005-14) and **Clyde Simmons** (76.0, 1986-93) ... Leads the Eagles with 44.0 sacks since 2017

2024 SEASON - EAGLES



2023 SEASON - EAGLES

- ▶ Saw action in all 17 games, posting 16 tackles (11 solo) with 30 pressures, 6 QB hits, 4 TFLs and 3.0 sacks in 395 defensive snaps
- ▶ Brought down Bills QB **Josh Allen** on third-and-14 during the fourth quarter of the 37-34 comeback win vs. Buffalo (11/26/23)
- ▶ Sacked Cowboys QB **Dak Prescott** twice (full and split sack) on consecutive plays late in the fourth quarter vs. Dallas (11/5/23) ... Forced a third-and-21 to stifle the Cowboys' comeback effort

COLLEGE HIGHLIGHTS

- ▶ Played in 46 games (28 starts) at Michigan, registering 138 tackles (85 solo), 56 TFLs, 29.5 sacks, 8 FFs and 3 FRs ... Finished his collegiate career ranked 2nd in school history in TFLs, sacks and FFs
- ▶ Named a second-team All-America and first-team All-Big Ten selection as a senior in 2009 ... Named a Ted Hendricks Award finalist, which is given annually to the nation's top college defensive end ... Recorded a team-high 10.5 sacks while leading the NCAA with 26 TFLs

2024 GAME-BY-GAME STATISTICS (PHI)												
Date	Opp		GP/S	Tot	Solo	Sk	Int	PD	FF	FR	Snaps	Pct
Sep 6	GB	W	1/0	1	0	0.0	0	0	0	0	32	48%
Sep 16	Atl	L	1/0	0	0	0.0	0	0	0	0	28	46%
Sep 22	at NO											
Sep 29	at TB											
Oct 13	Cle											
Oct 20	at NYG											
Oct 27	at Cin											
Nov 3	Jax											
Nov 10	at Dal											
Nov 14	Was											
Nov 24	at LAR											
Dec 1	at Bal											
Dec 8	Car											
Dec 15	Pit											
Dec 22	at Was											
Dec 29	Dal											
Jan 5	NYG											
Totals			2/0	1	0	0.0	0	0	0	0	60	47%



- ▶ Earned All-Big Ten honors in 2008 after totaling 46 tackles (29 solo), 20 TFLs (2nd in the nation) and 10.0 sacks (2nd in the Big Ten)

TRANSACTIONS

- ▶ **2010** - Drafted by PHI in 1st round (13th overall) ... **12/14/10** - Placed on Reserve/Injured ... **9/3/11** - Placed on Reserve/PUP ... **11/5/11** - Activated from Reserve/PUP ... **3/9/15** - Re-signed by PHI to 4-year contract ... **7/26/18** - Placed on Active/PUP ... **8/20/18** - Activated from Active/PUP ... **3/1/19** - Agreed to terms with PHI on 3-year contract ... **9/21/21** - Placed on Reserve/Injured ... **3/10/23** - Agreed to terms with PHI on 1-year contract ... **3/9/24** - Agreed to terms with PHI on 1-year contract extension



DANNY GRAY (PS)

WIDE RECEIVER | 41



Height: 6-0 Weight: 200 DOB: April 1, 1999 (Age 25)

NFL Experience: 3rd Year (1st with Eagles) Draft: D3b-22 (105th overall) by SF Acquired: FA-24

College: Southern Methodist Hometown (HS): Dallas, TX (James Madison)

CAREER STATISTICS

Year	Team	GP/S	RECEIVING					OFF SNAPS	
			Rec	Yds	Avg	Lg	TD	No	Pct
2022	San Francisco	13/0	1	10	10.0	10	0	87	8%
2024	Philadelphia	0/0	0	0	---	--	0	0	0%
Totals		13/0	1	10	10.0	10	0	---	---

ADDITIONAL STATISTICS

Rushing: 1-9 - 2022 (1-9) Special Teams Tackles: 1- 2022 (1)

CAREER HIGHS

Receptions	1	12/11/22 vs. TB
Receiving Yards	10	12/11/22 vs. TB
Receiving Long	10	12/11/22 vs. TB
Receiving TDs	--	---

2024 GAME-BY-GAME STATISTICS (PHI)

Date	Opp	GP/S	Rec	Yds	Avg	Lg	TD	Snaps	Pct	
NOT ON NFL ROSTER										
Sep 16	Atl	L	---	EAGLES PRACTICE SQUAD						
Sep 22	at NO									
Sep 29	at TB									
Oct 13	Cle									
Oct 20	at NYG									
Oct 27	at Cin									
Nov 3	Jax									
Nov 10	at Dal									
Nov 14	Was									
Nov 24	at LAR									
Dec 1	at Bal									
Dec 8	Car									
Dec 15	Pit									
Dec 22	at Was									
Dec 29	Dal									
Jan 5	NYG									
Totals		0/0	0	0	---	--	0	0	0%	

BIRDSEED

- ▶ Missed a large part of his freshman year of high school to care for his younger siblings ... As a result Gray was ineligible to start his college career at the division one level ... Began his collegiate career at Blinn (TX) College before transferring to Southern Methodist University
- ▶ Was a three-sport athlete at James Madison (TX) High School, where he played basketball, football and ran track

CAREER HIGHLIGHTS

- ▶ Began his career with San Francisco (2022-23) seeing action in 13 games during the 2022 season on offense and special teams

2024 SEASON - EAGLES



2023 SEASON - 49ERS

- ▶ Spent the entire season on Reserve/Injured

COLLEGE HIGHLIGHTS

- ▶ Played collegiately at Blinn College (2018-19) and Southern Methodist (2020-21), registering 2,537 yards on 151 catches and 27 TDs
- ▶ Earned first-team All-AAC as a senior in 2021 after posting a career-high and team-high 803 receiving yards on 49 touches (16.4 avg) ... Began the season with TD catches in five consecutive contests
- ▶ As a sophomore at Blinn College, he totaled 877 yards on 54 receptions (16.2 avg) with 8 TDs, earning first-team honors from the Southwest Junior College Football Conference

TRANSACTIONS

- ▶ **2022** - Drafted by SF in 3rd round (105th overall) ... **8/30/23** - Placed on Reserve/Injured ... **8/27/24** - Waived by SF ... **9/10/24** - Signed by PHI to practice squad





WILL GRIER (PS)

QUARTERBACK | 13



Height: 6-1 Weight: 220 DOB: April 3, 1995 (Age 29)
 NFL Experience: 6th Year (1st with Eagles) Draft: D3-19 (100th overall) by CAR Acquired: FA-LAC-24
 College: West Virginia Hometown (HS): Davidson, NC (Davidson Day)

CAREER STATISTICS

Year	Team	GP/S	PASSING										RUSHING					OFF SNAPS	
			Att	Cmp	Pct	Yds	Y/A	TD	Int	Lg	Sk/Yds	Rate	Att	Yds	Avg	Lg	TD	No	Pct
2019	Carolina	2/2	52	28	53.8	228	4.4	0	4	28	6/44	33.2	7	22	3.1	11	0	87	8%
2020	Carolina	0/0	0	0	---	0	---	0	0	--	0/0	---	0	0	---	--	0	0	0%
2021	Dallas	0/0	0	0	---	0	---	0	0	--	0/0	---	0	0	---	--	0	0	0%
2022	Dallas	0/0	0	0	---	0	---	0	0	--	0/0	---	0	0	---	--	0	0	0%
2023	New England	0/0	0	0	---	0	---	0	0	--	0/0	---	0	0	---	--	0	0	0%
	L.A. Chargers	0/0	0	0	---	0	---	0	0	--	0/0	---	0	0	---	--	0	0	0%
	<i>Totals</i>	<i>0/0</i>	<i>0</i>	<i>0</i>	<i>---</i>	<i>0</i>	<i>---</i>	<i>0</i>	<i>0</i>	<i>--</i>	<i>0/0</i>	<i>---</i>	<i>0</i>	<i>0</i>	<i>---</i>	<i>--</i>	<i>0</i>	<i>0</i>	<i>0%</i>
2024	Philadelphia	0/0	0	0	---	0	---	0	0	--	0/0	---	0	0	---	--	0	0	0%
Totals		2/2	52	28	53.8	228	4.4	0	4	28	6/44	33.2	7	22	3.1	11	0	---	---

PLAYOFFS

2022	Dallas	0/0	0	0	---	0	---	0	0	--	0/0	---	0	0	---	--	0	0	0%
Totals		0/0	0	0	---	0	---	0	0	--	0/0	---	0	0	---	--	0	---	---

ADDITIONAL STATISTICS

Fumbles/Lost: 1/1 - 2019 (1/1)

CAREER HIGHS

Pass Attempts	44	12/22/19 at Ind.
Completions	27	12/22/19 at Ind.
Passing Yards	224	12/22/19 at Ind.
Yards/Attempt	5.1	12/22/19 at Ind.
Passing Long	28	12/22/19 at Ind.
Passing TDs	--	---
Completion %	61.4	12/22/19 at Ind.
Passer Rating	46.0	12/22/19 at Ind.
Rush Attempts	4	12/22/19 at Ind.
Rushing Yards	17	12/22/19 at Ind.
Rushing Long	11	12/22/19 at Ind.
Rushing TDs	--	---

BIRDSEED

- ▶ Prepped at Davidson Day (NC) School, where he played QB under his father, Chad ... Earned 2013 *Parade* National Player of the Year and Maxwell Player of the Year as a senior after passing for 4,989 yards and a nation-leading 77 TDs, while rushing for 1,251 yards and 13 TDs ... Threw for a national-record 837 yards in a game as a junior

CAREER HIGHLIGHTS

- ▶ Enters his sixth NFL season after being selected by the Panthers in the 3rd round (100th overall) of the 2019 NFL Draft ... Has been on active rosters with Carolina (2019-20), Dallas (2021-22), New England (2023) and L.A. Chargers (2023) ... Has appeared in two career starts

2024 SEASON - EAGLES



2023 SEASON - BENGALS, PATRIOTS & CHARGERS

- ▶ Spent time on active rosters in New England and L.A. Chargers, while also serving on the Bengals' and Patriots' practice squads ... Began the year with the Cowboys, where he played through the preseason

COLLEGE HIGHLIGHTS

- ▶ Finished his collegiate career at West Virginia (2017-18) after originally beginning at Florida (2014-15) ... Started 22 contests for the Mountaineers, completing 516-of-785 (65.7%) attempts for 7,354 yards and 71 TDs ... Eclipsed 300+ yards in 19 of his 22 games (school record)
- ▶ As a senior in 2018, threw for 3,864 yards and 37 TDs, averaging over 351 yards per game ... Ranked 4th in the Heisman Trophy race, tying **Steve Slaton** for the highest Heisman finalist finish by a West Virginia player since 1989 ... Also earned *Athlon Sports* All-America honors





2024 GAME-BY-GAME STATISTICS (PHI)

Date	Opp	GP/S	PASSING										RUSHING					OFF SNAPS		
			Att	Cmp	Pct	Yds	Y/A	TD	Int	Lg	Sk/Yds	Rate	Att	Yds	Avg	Lg	TD	No	Pct	
Sep 6	GB	W	---	EAGLES PRACTICE SQUAD																
Sep 16	Atl	L	---	EAGLES PRACTICE SQUAD																
Sep 22	at NO																			
Sep 29	at TB																			
Oct 13	Cle																			
Oct 20	at NYG																			
Oct 27	at Cin																			
Nov 3	Jax																			
Nov 10	at Dal																			
Nov 14	Was																			
Nov 24	at LAR																			
Dec 1	at Bal																			
Dec 8	Car																			
Dec 15	Pit																			
Dec 22	at Was																			
Dec 29	Dal																			
Jan 5	NYG																			
Totals			0/0	0	0	---	0	---	0	0	--	0/0	---	0	0	---	--	0	0	0%



TRANSACTIONS

► **2019** - Drafted by CAR in 3rd round (100th overall) ... **8/31/21** - Waived by CAR ... **9/1/21** - Claimed off waivers by DAL ... **1/10/22** - Placed on Reserve/Injured ... **8/30/22** - Waived by DAL ... **8/31/22** - Signed by DAL to practice squad ... **9/17/22** - Elevated by DAL from practice squad for Week 2 vs. Cincinnati ... **9/26/22** - Elevated by DAL from practice squad for Week 3 at N.Y. Giants ... **10/1/22** - Elevated by DAL from practice squad for Week 4 vs. Washington ... **10/5/22** - Signed by DAL to active roster from practice squad ... **8/29/23** - Released by DAL ... **8/30/23** - Signed by CIN to practice squad ... **9/22/23** - Signed by NE to active roster from practice squad ... **11/25/23** - Released by NE ... **11/29/23** - Signed by NE to practice squad ... **12/18/23** - Signed by LAC to active roster from NE practice squad ... **3/23/24** - Agreed to terms with PHI on 1-year contract ... **8/26/24** - Released by PHI ... **8/28/24** - Signed by PHI to practice squad



GABE HALL (PS)

DEFENSIVE TACKLE | 96



Height: 6-6 Weight: 295 DOB: Jan. 12, 2001 (Age 23)
 NFL Experience: Rookie (1st with Eagles) Draft: UDFA-24 by PHI
 College: Baylor Hometown (HS): Waller, TX (Waller)

CAREER STATISTICS

Year	Team	GP/S	TACKLES				PASS RUSH			INTERCEPTIONS					FUMBLES		DEF SNAPS	
			Total	Solo	Asst	TFL	Sacks	QBH	QBP	Int	Yds	Lg	TD	PD	FF	FR	No	Pct
2024	Philadelphia	0/0	0	0	0	0	0.0	0	0	0	0	--	0	0	0	0	0	0%
Totals		0/0	0	0	0	0	0.0	0	0	0	0	--	0	0	0	0	0	---

CAREER HIGHS

Tackles	--	---
Sacks	--	---
INTs	--	---
PDs	--	---
FFs	--	---
FRs	--	---

2024 GAME-BY-GAME STATISTICS (PHI)

Date	Opp	GP/S	Tot	Solo	Sk	Int	PD	FF	FR	Snaps	Pct
Sep 6	GB W	---	EAGLES PRACTICE SQUAD								
Sep 16	Atl L	---	EAGLES PRACTICE SQUAD								
Sep 22	at NO										
Sep 29	at TB										
Oct 13	Cle										
Oct 20	at NYG										
Oct 27	at Cin										
Nov 3	Jax										
Nov 10	at Dal										
Nov 14	Was										
Nov 24	at LAR										
Dec 1	at Bal										
Dec 8	Car										
Dec 15	Pit										
Dec 22	at Was										
Dec 29	Dal										
Jan 5	NYG										
Totals		0/0	0	0	0.0	0	0	0	0	0	0%

BIRDSEED

- ▶ A three-star, dual-sport athlete out of Waller (TX) High School ... Played football and competed in track and field throwing shot put
- ▶ Majored in communications during his time at Baylor

2024 SEASON - EAGLES



COLLEGE HIGHLIGHTS

- ▶ Spent five seasons at Baylor (2019-23), recording 76 tackles (38 solo), 17 TFLs, 12.5 sacks, 3 PDs, 1 FF and 1 FR in 47 games (32 starts)
- ▶ Earned All-Big 12 honorable mention in 2022, when he recorded 36 tackles (16 solo), 5.5 TFLs, 4.5 sacks and 1 FR-TD ... Voted the Big 12 Defensive Player of the Week after posting 3.0 sacks vs. Texas Tech (10/29/22) ... In 2021, helped Baylor capture the Big 12 Championship along with a Sugar Bowl victory over Ole Miss (1/1/22) ... Registered 17 tackles (11 solo) with a career-high 7 TFLs and 6.0 sacks in 2021

TRANSACTIONS

- ▶ **2024** - Signed by PHI as UDFA ... **8/27/24** - Waived by PHI ... **8/28/24** - Signed by PHI to practice squad





JACOB HARRIS (IR)

WIDE RECEIVER | 46



Height: 6-5 Weight: 211 DOB: April 16, 1997 (Age 27)
 NFL Experience: 3rd Year (1st with Eagles) Draft: D4c-21 (141st overall) by LAR Acquired: FA-24
 College: Central Florida Hometown (HS): Palm Harbor, FL (Palm Harbor University)

SUPER BOWL CHAMPION: 2021 (LVI)

CAREER STATISTICS

Year	Team	GP/S	RECEIVING					OFF SNAPS	
			Rec	Yds	Avg	Lg	TD	No	Pct
2021	L.A. Rams	9/0	0	0	---	--	0	15	1%
2022	L.A. Rams	7/0	1	6	6.0	6	0	1	1%
2023	Jacksonville	2/0	0	0	---	--	0	14	1%
2024	Philadelphia	0/0	0	0	---	--	0	0	0%
Totals		18/0	1	6	6.0	6	0	---	---

ADDITIONAL STATISTICS

Special Teams Tackles: 2 - 2022 (2)

CAREER HIGHS

Receptions	1	11/27/22 at KC
Receiving Yards	6	11/27/22 at KC
Receiving Long	6	11/27/22 at KC
Receiving TDs	---	---

2024 GAME-BY-GAME STATISTICS (PHI)

Date	Opp	GP/S	Rec	Yds	Avg	Lg	TD	Snaps	Pct
Sep 6	GB W	0/0	RESERVE/INJURED						
Sep 16	Atl L	0/0	RESERVE/INJURED						
Sep 22	at NO								
Sep 29	at TB								
Oct 13	Cle								
Oct 20	at NYG								
Oct 27	at Cin								
Nov 3	Jax								
Nov 10	at Dal								
Nov 14	Was								
Nov 24	at LAR								
Dec 1	at Bal								
Dec 8	Car								
Dec 15	Pit								
Dec 22	at Was								
Dec 29	Dal								
Jan 5	NYG								
Totals		0/0	0	0	---	--	0	0	0%

BIRDSEED

- ▶ Began playing football as a senior at Palm Harbor University (FL) High School ... Had more than 10+ NCAA Division I offers, and briefly committed to play soccer at Florida Gulf Coast before choosing football

CAREER HIGHLIGHTS

- ▶ Appeared in 18 games with the L.A. Rams (2021-22) and Jacksonville (2023) during his first three NFL seasons ... Originally selected by the Rams in the 4th round (141st overall) of the 2021 NFL Draft
- ▶ Contributed to the Rams' special teams during the 2021 season, when Los Angeles defeated Cincinnati in **Super Bowl LVI**

2024 SEASON - EAGLES



2023 SEASON - JAGUARS

- ▶ Spent time on Jacksonville's practice squad ... Elevated to the active roster for two games (Week 3 vs. Houston and Week 4 vs. Atlanta)

COLLEGE HIGHLIGHTS

- ▶ Played collegiately at Central Florida (2017-20), where he totaled 987 yards and 9 TDs on 49 receptions (20.1 avg.) in 36 career games
- ▶ Saw action in 10 games (seven starts) as a senior in 2020, logging 30 catches for 539 yards (17.9 avg.) and 8 TDs ... Appeared in 13 games as a junior and finished with 448 yards and 1 TD on 19 receptions
- ▶ Earned a scholarship as a sophomore at Central Florida ... Started his college career as a walk-on at Western Kentucky in 2015

TRANSACTIONS

- ▶ **2021** - Drafted by LAR in 4th round (141st overall) ... **11/9/21** - Placed on Reserve/Injured ... **8/30/22** - Waived by LAR ... **8/31/22** - Signed by LAR to practice squad ... **9/17/22** - Elevated by LAR from practice squad for Week 2 vs. Atlanta ... **9/26/22** - Elevated by LAR from practice squad for Week 3 at Arizona ... **10/17/22** - Elevated by LAR from practice squad for Week 5 vs. Dallas ... **11/19/22** - Signed by LAR to active roster from practice squad ... **12/12/22** - Placed on Reserve/Injured ... **5/15/23** - Signed by JAX ... **8/29/23** - Waived by JAX ... **8/30/23** - Signed by JAX to practice squad ... **9/23/23** - Elevated by JAX from practice squad for Week 3 vs. Houston ... **9/30/23** - Elevated by JAX from practice squad for Week 4 vs. Atlanta ... **1/18/24** - Signed by PHI to reserve/future contract ... **8/28/24** - Placed on Reserve/Injured





BRYCE HUFF

DEFENSIVE END | 0



Height: 6-3 Weight: 254 DOB: April 17, 1998 (Age 26)
 NFL Experience: 5th Year (1st with Eagles) Draft: UDFA-22 by NYJ Acquired: FA-NYJ-24
 College: Memphis Hometown (HS): Mobile, AL (St. Paul's Episcopal)

CAREER STATISTICS

Year	Team	GP/S	TACKLES				PASS RUSH			INTERCEPTIONS					FUMBLES		DEF SNAPS	
			Total	Solo	Asst	TFL	Sacks	QBH	QBP	Int	Yds	Lg	TD	PD	FF	FR	No	Pct
2020	N.Y. Jets	14/0	15	12	3	4	2.0	4	9	0	0	--	0	1	0	0	295	26%
2021	N.Y. Jets	9/7	14	5	9	1	2.0	8	15	0	0	--	0	0	0	0	337	28%
2022	N.Y. Jets	14/0	6	4	2	2	3.5	10	33	0	0	--	0	1	1	0	191	17%
2023	N.Y. Jets	17/0	29	19	10	10	10.0	21	68	0	0	--	0	1	0	0	480	42%
2024	Philadelphia	2/2	1	0	1	0	0.0	0	0	0	0	--	0	0	0	0	62	48%
Totals		56/9	65	40	25	17	17.5	43	125	0	0	--	0	3	1	0	---	---

ADDITIONAL STATISTICS

Special Teams Tackles: 1 - 2020 (1)

CAREER HIGHS

Tackles	5	10/29/23 at NYG
Sacks	2.0	1/7/24 at NE
INTs	--	---
PDs	1	3x, last 12/24/23 vs. Was.
FFs	1	11/6/22 vs Buf
FRs	--	---



BIRDSEED

- ▶ Embodies a true 'underdog' story having started as an undersized high school athlete (stood at 5-foot-7 as a freshman at St. Paul's Episcopal School), to being rated a two-star recruit, to not receiving an invite to the Senior Bowl in his hometown (Mobile, AL), to going undrafted ... Believes in manifesting through positivity, which he adopted after his pastor preached the power of speaking things into existence
- ▶ He and his brother, Jordan, invest in businesses together ... When they were in grade school, they started their own lawnmowing business ... Jordan was an All-MAC honoree as a RB at Northern Illinois

CAREER HIGHLIGHTS

- ▶ Entered the NFL as an undrafted rookie with the Jets in 2020 ... Played in 54 games (seven starts) during his four years with New York, logging 125 pressures, 64 tackles (40 solo), 17.5 sacks and 17 TFLs

NOTES TO KNOW

- ▶ According to *Pro Football Focus*, ranks 2nd in the NFL with a 20.1% pressure percentage since 2022, behind only **Micah Parsons** (20.5%) ... Also ranks 2nd in pass rush win rate (22.5%), trailing only **Myles Garrett** (25.1%) (min. 500 pass rush snaps)

2024 SEASON - EAGLES



2023 SEASON - JETS

- ▶ Registered career highs in games played (17), defensive snaps (480), tackles (29), TFLs (10), sacks (10.0), QB hits (21) and pressures (68) ... Per *PF*, ranked 2nd in the NFL in pressure percentage (20.1%), behind **Micah Parsons** (21.8%) ... Also finished 5th in the NFL in pass rush win rate (22.2%), trailing only **Myles Garrett** (28.1%), **Parsons** (24.2%), **Nick Bosa** (22.8%) and **Aaron Donald** (22.3%) (min. 300 pass rush snaps)
- ▶ Brought down Patriots QB **Bailey Zappe** for a career-high 2.0 sacks in the 17-3 victory at New England (1/7/24) ... Had a career-best 5 tackles (2 solo) with 1.0 sack in the 13-10 win at N.Y. Giants (10/29/23)



2024 GAME-BY-GAME STATISTICS (PHI)												
Date	Opp		GP/S	Tot	Solo	Sk	Int	PD	FF	FR	Snaps	Pct
Sep 6	GB	W	1/1	1	0	0.0	0	0	0	0	30	45%
Sep 16	Atl	L	1/1	0	0	0.0	0	0	0	0	32	52%
Sep 22	at NO											
Sep 29	at TB											
Oct 13	Cle											
Oct 20	at NYG											
Oct 27	at Cin											
Nov 3	Jax											
Nov 10	at Dal											
Nov 14	Was											
Nov 24	at LAR											
Dec 1	at Bal											
Dec 8	Car											
Dec 15	Pit											
Dec 22	at Was											
Dec 29	Dal											
Jan 5	NYG											
Totals			2/2	1	0	0.0	0	0	0	0	62	48%

Nickname: Bugatti ... **Hobbies:** Loves cars, gaming, business deals, and considers himself a foodie ... **Little known fact:** He and his brother have been acquiring logistics companies and plan to acquire more businesses ... **If he could play another sport:** Would be a NASCAR or Formula One racecar driver ... **Favorite athlete to watch right now:** Max Verstappen (F1) ... **Favorite TV show:** Trailer Park Boys ... **Favorite music genre/artist:** R&B, favorite artist is SZA



COLLEGE HIGHLIGHTS

- ▶ Played collegiately at Memphis (2016-19), where he posted 136 tackles (95 solo), 39 TFLs and 18.0 sacks in 52 career games ... Finished with the 4th-most TFLs and 6th-most sacks in Tigers history
- ▶ Earned second-team All-AAC recognition in 2019, when he led Memphis' defense in sacks (6.5), TFLs (15.5), hurries (16) and FFs (2) ... Also garnered all-conference accolades after tallying 49 tackles (35 solo) with team highs in sacks (9.5) and TFLs (19) in 2018

TRANSACTIONS

- ▶ **2020** - Signed by NYJ as UDFA ... **11/4/21** - Placed on Reserve/Injured ... **12/18/21** - Activated from Reserve/Injured ... **1/4/22** - Placed on Reserve/Injured ... **4/20/23** - Re-signed by NYJ to 1-year contract ... **3/13/24** - Agreed to terms with PHI on 3-year contract



JALYX HUNT

OUTSIDE LINEBACKER | 58



Height: 6-3 Weight: 252 DOB: March 13, 2001 (Age 23)
 NFL Experience: Rookie (1st with Eagles) Draft: D3-24 (94th overall) by PHI
 College: Houston Christian Hometown (HS): DeBary, FL (University)

CAREER STATISTICS

Year	Team	GP/S	TACKLES				PASS RUSH			INTERCEPTIONS				FUMBLES		DEF SNAPS		
			Total	Solo	Asst	TFL	Sacks	QBH	QBP	Int	Yds	Lg	TD	PD	FF	FR	No	Pct
2024	Philadelphia	1/0	0	0	0	0	0.0	0	0	0	0	--	0	0	0	0	40	66%
Totals		1/0	0	0	0	0	0.0	0	0	0	0	--	0	0	0	0	---	---

CAREER HIGHS

Tackles	--	--
Sacks	--	--
INTs	--	--
PDs	--	--
FFs	--	--
FRs	--	--

BIRDSEED

- ▶ Is the first Houston Christian alum to be drafted by an NFL team
- ▶ Originally started his collegiate career as a safety at Cornell before experiencing a growth spurt that led him to transition to DL/LB ... Was a standout WR and DB at University (FL) High School, where he earned all-county honors after leading in yards per catch (23.8) as a senior
- ▶ Was given his name, Jalyx, because his mother's favorite fragrance is Calyx, and everyone in his family's name begins with the letter 'J' ... Credits his love for cologne to the origin of his unique name

2024 SEASON - EAGLES



COLLEGE HIGHLIGHTS

- ▶ Spent four seasons at Houston Christian (2022-23) and Cornell (2019-21) ... Combined for 162 tackles (74 solo), 20.5 TFLs, 13.5 sacks, 6 PDs, 5 FFs, 4 FRs and 1 INT-TD in 38 career games ... Finished his career at Houston Christian playing 22 contests at the hybrid/EDGE position
- ▶ Voted the Southland Conference Defensive Player of the Year in 2023 after recording 46 tackles (19 solo), 9 TFLs, 6.5 safcks, 3 PDs, 2 FFs, 2 FRs and 1 INT-TD in 10 games ... In his first season at Houston Christian in 2022, garnered second-team All-Southland Conference recognition after posting 87 tackles (39 solo), 11.5 TFLs (led conference), 7.0 sacks (2nd in conference), 3 FFs, 2 PDs and 1 FR in 11 appearances
- ▶ Began his career at Cornell, where he played safety and produced 29 tackles (16 solo) with 1 PD and 1 FR in 17 contests

TRANSACTIONS

- ▶ **2024** - Drafted by PHI in 3rd round (94th overall)



Hobbies: Solving puzzles, watching anime, playing video games, and listening to music ... **Surprisingly good at:** Drawing and painting ... **If he could play another sport, what position/team:** Shortstop, Baltimore Orioles ... **If he could have a career outside of sports:** Would be a video producer for TV shows or YouTube channels ... **Favorite movie:** *Now You See Me* ... **Favorite TV show:** *The Office* ... **Favorite music/artists:** Hip-hop and R&B; Aaliyah, SZA, J. Cole, The Internet



2024 GAME-BY-GAME STATISTICS (PHI)													
Date	Opp		GP/S	Tot	Solo	Sk	Int	PD	FF	FR	Snaps	Pct	
Sep 6	GB	W	0/0	INACTIVE									
Sep 16	Atl	L	1/0	0	0	0.0	0	0	0	0	40	66%	
Sep 22	at NO												
Sep 29	at TB												
Oct 13	Cle												
Oct 20	at NYG												
Oct 27	at Cin												
Nov 3	Jax												
Nov 10	at Dal												
Nov 14	Was												
Nov 24	at LAR												
Dec 1	at Bal												
Dec 8	Car												
Dec 15	Pit												
Dec 22	at Was												
Dec 29	Dal												
TBD	NYG												
Totals			1/0	0	0	0.0	0	0	0	0	40	66%	





JALEN HURTS

QUARTERBACK | 1



Height: 6-1 Weight: 223 DOB: Aug. 7, 1998 (Age 26)
 NFL Experience: 5th Year (5th with Eagles) Draft: D2-20 (53rd overall) by PHI
 College: Oklahoma Hometown (HS): Channelview, TX (Channelview)

ALL-PRO: 2022 PRO BOWL: 2023, 2024

CAREER STATISTICS

Year	Team	GP/S	PASSING										RUSHING					OFF SNAPS	
			Att	Cmp	Pct	Yds	Y/A	TD	Int	Lg	Sk/Yds	Rate	Att	Yds	Avg	Lg	TD	No	Pct
2020	Philadelphia	15/4	148	77	52.0	1,061	7.2	6	4	81t	13/59	77.6	63	354	5.6	24	3	334	30%
2021	Philadelphia	15/15	432	265	61.3	3,144	7.3	16	9	91	26/150	87.2	139	784	5.6	31	10	954	85%
2022	Philadelphia	15/15	460	306	66.5	3,701	8.1	22	6	68	38/231	101.5	165	760	4.6	42	13	1,028	87%
2023	Philadelphia	17/17	538	352	65.4	3,858	7.2	23	15	63t	36/222	89.1	157	605	3.9	24	15	1,103	96%
2024	Philadelphia	2/2	64	43	67.2	461	7.2	3	3	67t	3/16	84.2	26	118	4.5	23	1	147	100%
Totals		64/53	1,642	1,043	63.5	12,225	7.4	70	37	91	116/678	90.9	550	2,621	4.8	42	42	---	---

PLAYOFFS

2021	Philadelphia	1/1	43	23	53.5	258	6.0	1	2	35	2/14	60.0	8	39	4.9	11	0	66	100%
2022	Philadelphia	3/3	87	58	66.7	579	6.7	3	0	45t	4/8	96.9	35	143	4.1	28	5	210	96%
2023	Philadelphia	1/1	35	25	71.4	250	7.1	1	0	55	3/16	100.9	1	5	5.0	5	0	57	97%
Totals		5/5	165	106	64.2	1,087	6.6	5	2	55	9/38	88.1	44	187	4.3	28	5	---	---

ADDITIONAL STATISTICS

Fumbles/Lost: 37/12 - 2020 (9/2), 2021 (9/2), 2022 (9/2), 2023 (9/5), 2024 (2/1) Postseason Fumbles/Lost: 3/1 - 2021 (1/0), 2022 (2/1) Receptions: 1-3 - 2020 (1-3)

CAREER HIGHS

Pass Attempts	48	10/3/21 vs. KC
Completions	32	10/3/21 vs. KC
Passing Yards	387	10/3/21 vs. KC
Yards/Attempt	11.4	12/21/21 vs. Was.
Passing Long	91	9/19/21 vs. SF
Passing TDs	4	2x, last: 10/29/23 at Was.
Completion %	83.9	9/19/22 vs. Min
Passer Rating	140.6	10/30/22 vs. Pit
Rush Attempts	18	2x, last: 11/21/21 vs. NO
Rushing Yards	157	11/27/22 vs. GB
Rushing Long	42	11/27/22 vs. GB
Rushing TDs	3	3x, last: 2/12/23 vs. KC (SB)
Total Yards	434	10/3/21 vs. KC
Total TDs	5	11/26/23 vs. Buf.

BIRDSEED

- ▶ Launched the Jalen Hurts Foundation during the 2024 offseason ... The foundation's mission is to strengthen communities by servicing and advancing the youth ... Through the "Keep it Cool" campaign, one of the foundation's hallmark initiatives, impacted more than 5,000 students by donating \$200,000 to Philadelphia schools to install 300 air conditioners after learning about the lack of units in classrooms
- ▶ Is an avid advocate of women in sports and has surrounded himself with an all-female team as his representation ... Driven by his mother, Pamela, who worked so hard for him and his siblings throughout their upbringing, and sister, Kynnedey, Hurts believes in empowering women and validating that they have equality in what they strive to do
- ▶ Selected as the global flag football ambassador for the 2028 Summer Olympics, which will debut men's and women's flag football events ... Also supports the Eagles Girls Flag Football League Championships
- ▶ Embraces the Eagles' legacy of Black QBs and maintains relationships with legends such as **Randall Cunningham**, **Donovan McNabb** and **Michael Vick** ... Each of them motivated him growing up, as he used to watch their highlights for inspiration during personal workouts
- ▶ Grew up in a proud football family ... Coached by his father, Averion, at Channelview (TX) High School ... His brother, Averion Jr., was a QB at Texas Southern and is a coach at Baytown (TX) High School ... Credits his success to the example his father set for him as a coach's kid

CAREER HIGHLIGHTS

- ▶ Earned his second career **Pro Bowl** nod following the 2023 campaign, when he tied for the most rushing TDs (15) by a QB in NFL history and established team records in total yards (4,463) and total TDs (38)





2024 GAME-BY-GAME STATISTICS (PHI)

Date	Opp	GP/S	PASSING											RUSHING					OFF SNAPS	
			Att	Cmp	Pct	Yds	Y/A	TD	Int	Lg	Sk/Yds	Rate	Att	Yds	Avg	Lg	TD	No	Pct	
Sep 6	GB	W	1/1	34	20	58.8	278	8.2	2	2	67t	2/12	80.3	13	33	2.5	8	0	76	100%
Sep 16	Atl	L	1/1	30	23	76.7	183	6.1	1	1	19	1/4	88.6	13	85	6.5	23	1	71	100%
Sep 22	at NO																			
Sep 29	at TB																			
Oct 13	Cle																			
Oct 20	at NYG																			
Oct 27	at Cin																			
Nov 3	Jax																			
Nov 10	at Dal																			
Nov 14	Was																			
Nov 24	at LAR																			
Dec 1	at Bal																			
Dec 8	Car																			
Dec 15	Pit																			
Dec 22	at Was																			
Dec 29	Dal																			
Jan 5	NYG																			
Totals			2/2	64	43	67.2	461	7.2	3	3	67t	3/16	84.2	26	118	4.5	23	1	147	100%

Bucket list: Meet Denzel Washington ... **Desired talent:** Ability to sing ... **If he could play another sport, what team/position:** "I'd go team up with Bryce Harper and the Phillies and play shortstop or center field." ... **Moments left starstruck:** Meeting Frankie Beverly and Kobe Bryant ... **Favorite movies:** *Friday Night Lights* and *He Got Game* ... **Favorite music:** Frankie Beverly and Maze, Al Green, The Isley Brothers, Anita Baker, Jaydayoungan ... **Favorite meal:** Seafood, boiled crawfish



- ▶ Led the Eagles to Super Bowl LVII in 2022 ... In Super Bowl LVII against Kansas City, registered 374 total yards (304 passing, 70 rushing) and a career-high 4 total TDs, including a career-high 3 rushing TDs (most by a QB and tied for the most by any player in Super Bowl history)
- ▶ Became the eighth Black QB to start in a Super Bowl ... Super Bowl LVII was the first Super Bowl to feature two Black starting QBs, with Hurts and Chiefs QB **Patrick Mahomes** headlining the historic matchup
- ▶ Named second-team **All-Pro** by the *Associated Press*, earned his first career **Pro Bowl** honor and finished second in *AP* NFL MVP voting in 2022 ... Guided Philadelphia to Super Bowl LVII after going 14-1 in the regular season at 24 years old, becoming the second youngest QB to ever win 14 games, behind **Dan Marino** with Miami in 1984 (23)
- ▶ In 2021, became the youngest Eagles QB (23 years old) to start in a playoff game (previously **Donovan McNabb** at 24 in 2000)

NOTES TO KNOW

- ▶ Ranks 2nd in the league in total TDs (77) since 2022, behind **Josh Allen** (91) ... Also owns the 4th-most total yards (9,503) in that span, trailing only **Patrick Mahomes** (10,654), Allen (10,287) and **Jared Goff** (9,643)
- ▶ Leads the NFL in rushing TDs (39) dating back to 2021 ... Is the first QB to record 10+ rushing TDs in three consecutive seasons, doing so in 2021 (10), 2022 (13) and 2023 (15) ... Joins **Cam Newton** (2011, '15, '20) as the only QBs with three 10+ rushing TDs campaigns

2024 SEASON - EAGLES



2023 SEASON - EAGLES

- ▶ Named to the Pro Bowl for the second time in his career after setting franchise records in total yards (4,463) and total TDs (38), while tying **Josh Allen** for the most rushing TDs (15) by a QB in NFL history ... His 38 total TDs tied for 2nd in the league, trailing only Allen (42) ... Logged career highs in passing yards (3,858) and passing TDs (23)
- ▶ Registered a career-high 5 total TDs (3 passing, 2 rushing) in the 37-34 comeback victory vs. Buffalo (11/26/23) ... Combined for 4 total TDs and completed 14-of-20 (70.0%) attempts for 167 yards (8.4 avg.) and a 134.8 passer rating during the second half/OT ... Scored the game-winning TD on a 12-yard run, capping a 9-play, 75-yard drive in OT



MOST TOTAL TOUCHDOWNS

Date	Opponent	Pass	Rush	Total
11/26/23	vs. Buffalo Bills (W, 37-34)	3	2	5
10/29/23	at Washington Commanders (W, 38-31)	4	0	4
2/12/23	vs. Kansas City Chiefs (SB) (L, 35-38)	1	3	4
12/4/22	vs. Tennessee Titans (W, 35-10)	3	1	4
10/30/22	vs. Pittsburgh Steelers (W, 35-13)	4	0	4
12/20/20	at Arizona Cardinals (L, 26-33)	3	1	4

MOST TOTAL YARDS

Date	Opponent	Pass	Rush	Total
10/3/21	vs. Kansas City Chiefs (L, 30-42)	387	47	434
12/27/20	at Dallas Cowboys (L, 17-37)	342	69	411
12/20/20	at Arizona Cardinals (L, 26-33)	338	63	401
12/4/22	vs. Tennessee Titans (W, 35-10)	380	12	392
9/19/22	vs. Minnesota Vikings (W, 24-7)	333	57	390
12/18/22	at Chicago Bears (W, 25-20)	315	61	376
10/8/23	at Los Angeles Rams (W, 23-14)	303	72	375
2/12/23	vs. Kansas City Chiefs (SB) (L, 35-38)	304	70	374
9/27/21	at Dallas Cowboys (L, 21-41)	326	35	361
9/25/22	at Washington Commanders (W, 24-8)	340	20	360
10/1/23	vs. Washington Commanders (W, 34-31)	319	34	353



- ▶ Voted **NFC Offensive Player of the Week** after completing 29-of-38 (76.3%) passes for 319 yards (8.4 avg.), 4 TDs, 0 INTs and a 135.7 rating in the 38-31 win at Washington (10/29/23) ... His passing yards (tied), passing TDs and passer rating all marked season highs ... Threw for 2 TDs during the fourth quarter of the come-from-behind effort

COLLEGE HIGHLIGHTS

- ▶ Started 42 of 56 games at Alabama (2016-18) and Oklahoma (2019), posting a 38-4 record ... Threw for 9,477 yards and 80 TDs on 682-of-1,047 (65.1%) passing, while rushing for 3,274 yards and 43 TDs
- ▶ As a senior at Oklahoma, finished as the runner-up for the Heisman Trophy and also earned All-America and first-team All-Big 12 honors ... Tallied 5,149 total yards (3,851 passing, 1,298 rushing) ... Set school records for rushing yards and points scored (126) by a QB
- ▶ Rallied Alabama to the 2018 SEC Championship as a junior ... Helped the Crimson Tide win a CFP National Championship in 2017

TRANSACTIONS

- ▶ **2020** - Drafted by PHI in 2nd round (53rd overall) ... **4/17/23** - Agreed to terms with PHI on 5-year contract extension



E.J. JENKINS (PS)

TIGHT END | 84



Height: 6-6 Weight: 245 DOB: Nov. 3, 1998 (Age 25)

NFL Experience: 1st Year (1st with Eagles) Draft: UDFA-23 by NYJ Acquired: FA-24

College: Georgia Tech Hometown (HS): Fredricksburg, VA (Chancellor)

CAREER STATISTICS

Year	Team	GP/S	RECEIVING					OFF SNAPS	
			Rec	Yds	Avg	Lg	TD	No	Pct
2024	Philadelphia	2/0	0	0	---	--	0	5	3%
Totals		2/0	0	0	---	--	0	---	---

CAREER HIGHS

Receptions	--	---
Receiving Yards	--	---
Receiving Long	--	---
Receiving TDs	--	---

2024 GAME-BY-GAME STATISTICS (PHI)

Date	Opp	GP/S	Rec	Yds	Avg	Lg	TD	Snaps	Pct
Sep 6	GB W	1/0	0	0	0.0	0	0	3	4%
Sep 16	Atl L	1/0	0	0	0.0	0	0	2	3%
Sep 22	at NO								
Sep 29	at TB								
Oct 13	Cle								
Oct 20	at NYG								
Oct 27	at Cin								
Nov 3	Jax								
Nov 10	at Dal								
Nov 14	Was								
Nov 24	at LAR								
Dec 1	at Bal								
Dec 8	Car								
Dec 15	Pit								
Dec 22	at Was								
Dec 29	Dal								
Jan 5	NYG								
Totals		1/0	0	0	0.0	0	0	5	3%

BIRDSEED

- ▶ Originally played WR in college prior to moving to TE in the NFL
- ▶ Prepped at Chancellor (VA) High School, where he set the records for career receiving yards, career receiving TDs, most TDs in a season and most receiving TDs in a single game ... Also played basketball in high school, averaging 21.5 points and 12 rebounds as a senior

CAREER HIGHLIGHTS

- ▶ Entered the NFL as an undrafted rookie with the Jets in 2023 ... Spent time on the Eagles' and Raiders' practice squads in his first year

2024 SEASON - EAGLES



2023 SEASON - EAGLES & RAIDERS

- ▶ Contributed to Philadelphia's and Las Vegas' practice squads

COLLEGE HIGHLIGHTS

- ▶ Saw action in 46 career games during stints with St. Francis (PA) (2017-20), South Carolina (2021) and Georgia Tech (2022) ... Finished his collegiate career with 1,264 yards and 18 TDs on 69 catches (18.3 avg.)
- ▶ As a senior at Georgia Tech in 2022, appeared in 12 games (11 starts) and posted 316 yards and 3 TDs on 17 receptions (18.6 avg.)
- ▶ Hauled in 44 passes for 831 yards in two years of action at St. Francis (PA) ... Earned All-NEC honors in 2019, when he registered 779 yards and a school-record 13 TDs on 39 receptions (20.0 avg.)

TRANSACTIONS

- ▶ **2023** - Signed by NYJ as UDFA ... **8/29/23** - Waived by NYJ ... **11/1/23** - Signed by PHI to practice squad ... **11/14/23** - Released by PHI from practice squad ... **1/2/24** - Signed by LV to practice squad ... **1/18/24** - Signed by PHI to reserve/future contract ... **8/27/24** - Waived by PHI ... **8/28/24** - Signed by PHI to practice squad ... **9/6/24** - Elevated by PHI from practice squad for Week 1 vs Green Bay ... **9/16/24** - Elevated by PHI from practice squad for Week 2 vs. Atlanta





FRED JOHNSON

TACKLE | 74



Height: 6-7 Weight: 326 DOB: June 5, 1997 (Age 27)

NFL Experience: 6th Year (2nd with Eagles) Draft: UDFA-19 by PIT Acquired: FA-22

College: Florida Hometown (HS): Royal Palm Beach, FL (Royal Palm Beach)

CAREER STATISTICS

Year	Team	GP/S	STARTS			OFF SNAPS	
			LT	RG	RT	No	Pct
2019	Cincinnati	6/1	1	0	0	146	13%
2020	Cincinnati	12/6	3	2	1	491	46%
2021	Cincinnati	5/1	0	0	1	90	8%
2022	Tampa Bay	5/0	0	0	0	2	1%
2023	Philadelphia	17/0	0	0	0	35	3%
2024	Philadelphia	2/0	0	0	0	1	1%
Totals		47/8	4	2	2	---	---

PLAYOFFS							
Year	Team	GP/S	LT	RG	RT	No	Pct
2023	Philadelphia	1/0	0	0	0	2	3%
Totals		1/0	0	0	0	2	3%

BIRDSEED

- ▶ During his time in college at Florida, mentored youth in juvenile detention centers through the VERB Kind program ... VERB Kind encourages individuals to give at-risk youth a second chance through mentoring, education and connecting them with community resources
- ▶ Named to the 2018 SEC Football Community Service Team in recognition of the hours he dedicated to community service with 17 different organizations ... Also received a spot on the 2018 Wuerffel Trophy Watch List in honor of his work in the community

CAREER HIGHLIGHTS

- ▶ Contributed to the Eagles' practice squad during the 2022 campaign, when Philadelphia appeared in Super Bowl LVIII ... Also a part of the Bengals' 2021 roster that advanced to Super Bowl LVI
- ▶ Has appeared in 45 games (eight starts at LT, RG and RT) through five NFL seasons with Cincinnati, Tampa Bay and Philadelphia
- ▶ Entered the NFL as a UDFA with Pittsburgh in 2019

2024 SEASON - EAGLES



2023 SEASON - EAGLES

- ▶ Saw action in all 17 regular-season contests and played in 113 snaps (35 offense, 78 special teams) in his first full year in Philadelphia

COLLEGE HIGHLIGHTS

- ▶ Played in 44 career contests and made 31 starts across four seasons at Florida ... During his career, started games at RG and RT

TRANSACTIONS

- ▶ **2019** - Signed by PIT as UDFA ... **10/11/19** - Waived by PIT ... **10/14/19** - Claimed off waivers by CIN ... **11/6/20** - Placed on Reserve/COVID-19 ... **11/20/20** - Activated from Reserve/COVID-19 ... **3/22/22** - Signed by CIN to reserve/future contract ... **3/23/22** - Waived by CIN ... **4/4/22** - Signed by TB to reserve/future contract ... **11/1/22** - Waived by TB ... **11/8/22** - Signed by PHI to practice squad ... **2/16/23** - Signed by PHI to reserve/future contract ... **8/24/23** - Signed by PHI to 2-year contract



First job: Worked at an insurance claim call center ... **Bucket list:** Travel to all seven wonders of the world and visit each continent ... **Jersey number significance:** "74 is a number I want to keep throughout my career. It means a lot." ... His grandfather passed at age 74, while Fred wore No. 74 at the time ... **Favorite TV show:** Friends



LANE JOHNSON

TACKLE | 65



Height: 6-6 Weight: 325 DOB: May 8, 1990 (Age 34)
 NFL Experience: 12th Year (12th with Eagles) Draft: D1-13 (4th overall) by PHI
 College: Oklahoma Hometown (HS): Groveton, TX (Groveton)

SUPER BOWL CHAMPION: 2017 (LII) **ALL-PRO:** 2017, 2021, 2022, 2023 **PRO BOWL:** 2018, 2019, 2020, 2023, 2024

CAREER STATISTICS

Year	Team	GP/S	STARTS		OFF SNAPS	
			LT	RT	No	Pct
2013	Philadelphia	16/16	0	16	1,102	100%
2014	Philadelphia	12/12	0	12	889	76%
2015	Philadelphia	16/16	2	14	1,156	100%
2016	Philadelphia	6/6	0	6	407	36%
2017	Philadelphia	15/15	0	15	964	85%
2018	Philadelphia	15/15	0	15	962	88%
2019	Philadelphia	12/12	0	12	773	65%
2020	Philadelphia	7/7	0	7	404	36%
2021	Philadelphia	13/13	0	13	821	73%
2022	Philadelphia	15/15	0	15	974	83%
2023	Philadelphia	16/16	0	16	981	86%
2024	Philadelphia	2/2	0	2	147	100%
Totals		145/145	2	143	---	---

PLAYOFFS

Year	Team	GP/S	LT	RT	No	Pct
2013	Philadelphia	1/1	0	1	58	100%
2017	Philadelphia	3/3	0	3	207	100%
2018	Philadelphia	2/2	0	2	119	100%
2019	Philadelphia	0/0	0	0	0	0%
2021	Philadelphia	1/1	0	1	43	65%
2022	Philadelphia	3/3	0	3	202	92%
2023	Philadelphia	1/1	0	1	57	97%
Totals		11/11	0	11	---	---

ADDITIONAL STATISTICS

Receiving TDs: 1 - 2021 (1)



BIRDSEED

- ▶ Nominated as the Eagles' 2023 Walter Payton NFL Man of the Year candidate ... The award is considered the NFL's most prestigious honor and recognizes players who have exhibited excellence on the field as well as a passion to impact the lives of others in their community ... Has strongly advocated for mental health awareness while raising money for numerous charities ... Hosted Gold Star Families (those who have experienced the loss of loved ones in military action) and Silver Star Medal recipients (awarded to service members who exhibit gallantry in combat) during the 2023 season, providing a unique experience to exchange stories and help each other overcome adversity
- ▶ Opened up about his struggles with anxiety and depression in 2021 ... Aimed to help further the conversation about mental health with professional athletes ... Diagnosed with an anxiety disorder in 2008
- ▶ Co-created the OL Masterminds Summit with his friend and OL guru Duke Manyweather in 2018 ... The annual meeting brings together OL from the NFL and college to discuss the technical and mental aspects of their craft, invest in each other and advance OL appreciation
- ▶ During the 2022 offseason, recorded a Christmas album, entitled *A Philly Special Christmas*, with **Jason Kelce** and **Jordan Mailata** ... The album was an instant success, gaining national attention and raising over \$1.25 million for local charities in the Philadelphia area ... The trio released another album in 2023 – *A Philly Special Christmas Special* – which debuted at No. 25 on the *Billboard* 200 music rankings
- ▶ Converted a horse barn on his property into a world-class home gym that is famously known as the "Bro Barn" ... Hosts groups of Eagles and other NFL players for competitive workouts in the offseason
- ▶ Began his collegiate career at Kilgore College (TX), where he served as the Rangers' QB playing at a 202-pound weight ... After transferring to Oklahoma as a TE in 2009, he redshirted for one year before playing TE and DE in 2010 ... Later settled in as a RT in 2011 prior to moving to the left side of the OL as a senior during the 2012 campaign

CAREER HIGHLIGHTS

- ▶ Is a five-time **Pro Bowler** (2018, '19, '20, '23, '24), four-time *Associated Press All-Pro* (2017, '21, '22, '23) and **Super Bowl LII** champion ... Additionally helped Philadelphia earn a berth in Super Bowl LVII
- ▶ Is one of three Eagles OTs to earn four AP All-Pro accolades, joining **Bob Brown** (five) and **Jason Peters** (four) ... Selected to the 2nd-most Pro Bowls by an OT in franchise history, trailing only Peters (seven)
- ▶ Joined **Jason Peters** (2013-16) and **Frank "Bucko" Kilroy** (1953-55) as the only Eagles OTs to earn three consecutive Pro Bowl nods

2024 SEASON - EAGLES



2023 SEASON - EAGLES

- ▶ Earned his fifth career **Pro Bowl** honor and was named a second-team **All-Pro** by the *Associated Press* after finishing with the 2nd-highest PFF offensive grade (82.6) among NFL RTs (min. 800 snaps)



First job: Grave digger in high school ... **Biggest pet peeve:** Drivers that take a long time to make a turn ... **Hobbies:** Hunting and fishing ... **Favorite teams/athletes growing up:** Houston Rockets, Green Bay Packers and Brett Favre ... **If he could play another sport, what position/team:** Small forward, Houston Rockets ... **Favorite movie:** *Forrest Gump* ... **Favorite TV show:** *Impractical Jokers* ... **Three favorite throwback jerseys:** Hakeem Olajuwon, Rockets; Michael Vick, Falcons; Bo Jackson, Raiders

- ▶ Also led RTs with a 79.4 PFF pass-blocking grade ... Blocked for an OL that helped set a club record in third-down percentage (48.0%)

COLLEGE HIGHLIGHTS

- ▶ As a senior in 2012, started 11 games at LT and garnered third-team All-America honors from CBSSports.com and second-team All-Big 12 recognition from the league's coaches ... Anchored a Sooners offense that ranked 12th in the nation with 497.9 yards per game ... Posted 123 knockdowns and led the Big 12 with 19 TD-resulting blocks
- ▶ Started 12 games at RT as a junior in 2011, as Oklahoma ranked 10th nationally in scoring (39.5 ppg), 5th in total offense (512.3 ypg), 5th in passing offense (349.4 ypg) and 7th in fewest sacks allowed (11)
- ▶ Appeared in nine games as a reserve QB at Kilgore College in 2008 ... Completed 32-of-61 (52.5%) attempts for 510 yards, 3 TDs and 7 INTs, while adding 24 yards and 1 TD on 17 rushing attempts

TRANSACTIONS

- ▶ **2013** - Drafted by PHI in 1st round (4th overall) ... **7/23/14** - Placed on Reserve/Suspended ... **9/29/14** - Activated from Reserve/Suspended ... **1/29/16** - Signed by PHI to 6-year contract through 2021 ... **10/11/16** - Placed on Reserve/Suspended ... **12/20/16** - Activated from Reserve/Suspended ... **11/29/19** - Signed by PHI to 4-year contract extension ... **7/29/20** - Placed on Reserve/COVID-19 ... **8/11/20** - Activated from Reserve/COVID-19 ... **12/2/20** - Placed on Reserve/Injured ... **3/24/23** - Signed by PHI to new contract



CAM JURGENS

CENTER | 51



Height: 6-3 Weight: 303 DOB: Aug. 21, 1999 (Age 25)
 NFL Experience: 3rd Year (3rd with Eagles) Draft: D2-22 (51st overall) by PHI
 College: Nebraska Hometown (HS): Beatrice, NE (Beatrice)

CAREER STATISTICS

Year	Team	GP/S	STARTS		OFF SNAPS	
			C	RG	No	Pct
2022	Philadelphia	17/0	0	0	35	3%
2023	Philadelphia	11/11	0	11	654	57%
2024	Philadelphia	2/2	2	0	147	100%
Totals		30/13	2	11	---	---

PLAYOFFS						
2022	Philadelphia	3/0	0	0	9	4%
2023	Philadelphia	1/1	0	1	59	100%
Totals		4/1	0	1	---	---

Bucket list: Play golf at Augusta National and Sandhills ... **Dream job outside of playing football:** "Probably a NASCAR driver, especially when I was a real little kid." ... **Favorite athletes growing up:** "Lavonte David and Ndamukong Suh. I was a big Huskers football fan, so those were guys I looked up to." ... **Favorite movies:** "I've got a lot. I'd put *Warrior* up there. *The Departed* and *Titanic*, both are fire." ... **Favorite TV show:** *Yellowstone* ... **Favorite music:** Jon Pardi, Whiskey Myers, and Zach Bryan ... **Favorite food:** Buffalo wings with ranch



BIRDSEED

- ▶ Created his own beef jerky business with the assistance of family and friends ... A product of NIL, "Beef Jurgy's Beef Jerky," which is based on his nickname, is a proud distributor of Midwest beef jerky and has a website — beefjurgy.com — that sells homemade food and apparel ... Gave out samples to coaches during his pre-draft interviews
- ▶ Waited for his name to be called during the NFL Draft in the middle of a tornado warning ... 10 minutes before the Eagles contacted him, his phone began vibrating and loud, thunderous booms with a downpour of hail could be heard outside ... As the WiFi kept going in and out of service, his family went downstairs, except for his grandmother, who replied to their pleas, "It's been a great night. I'm not moving." ... When the storm subsided, they rejoined her upstairs to celebrate
- ▶ Grew up on a cattle ranch in Nebraska ... Days after being selected by the Eagles, a video of him practicing his pass-blocking skills against a steer went viral on social media ... Considers a steer's change-of-direction ability greater than any defensive player he faces
- ▶ Has represented the Eagles Autism Foundation through the NFL's *My Cause My Cleats* campaign ... The foundation helps support impactful autism research and care to improve the lives of affected individuals and families while aiming to drive scientific breakthroughs

CAREER HIGHLIGHTS

- ▶ A member of the Eagles' Super Bowl LVII roster in 2022

2024 SEASON - EAGLES



2023 SEASON - EAGLES

- ▶ Saw action in a career-high 11 starts, allowing 0 sacks and only 2 QB hits in 383 pass-block snaps at RG ... Named a Pro Bowl alternate in his first season as a starter ... Blocked for an Eagles OL that helped set a franchise record in third-down percentage (48.0%, 3rd in NFL)

COLLEGE HIGHLIGHTS

- ▶ Started 31 of 32 career games at Nebraska (2018-21) ... Earned All-Big Ten accolades from the league's coaches and media after his junior season in 2021 ... Became the first Huskers freshman (true or redshirt) to start a game at center since 1972 ... Originally recruited as a TE and appeared in one game at the position ... Gained 45 pounds over the 2019 offseason after being approached about the change

TRANSACTIONS

- ▶ **2022** - Drafted by PHI in 2nd round (51st overall) ... **10/7/23** - Placed on Reserve/Injured ... **11/18/23** - Activated from Reserve/Injured



TREVOR KEEGAN

GUARD | 79

Height: 6-5 Weight: 306 DOB: Aug. 30, 2000 (Age 24)
 NFL Experience: Rookie (1st with Eagles) Draft: D5c-24 (172nd overall) by PHI
 College: Michigan Hometown (HS): Crystal Lake, IL (Crystal Lake)



CAREER STATISTICS

Year	Team	GP/S	STARTS		OFF SNAPS	
			LG	RG	No	Pct
2024	Philadelphia	0/0	0	0	0	0%
Totals		0/0	0	0	---	---



BIRDSEED

- ▶ Wore a **DeSean Jackson** jersey for his introductory press conference after being selected by the Eagles in the 2023 NFL Draft ... Owned the jersey dating back to sixth grade and admitted it was “a little snug”
- ▶ Embodied the famous Michigan motto, “Those who stay will be champions,” coined by legendary coach Bo Schembechler ... Returned for a fifth season in 2023 and captured a CFP National Championship
- ▶ Partnered with Michigan teammate **Zak Zinter** for the “Let’s Go Zak Campaign” that benefited the ChadTough Defeat DIPG Foundation and Hav A Sole Sneaker Donations ... The ChadTough Defeat DIPG Foundation funds research and helps patients navigate their journey through dealing with brain tumors ... Hav A Sole helps provide marginalized populations with quality footwear to encourage healthy lifestyles
- ▶ Rated the No. 1 player in Illinois and was voted a Rivals.com all-state selection during his senior year at Crystal Lake High School

2024 SEASON - EAGLES

- ▶

COLLEGE HIGHLIGHTS

- ▶ Finished his collegiate career at Michigan (2020-23) as a three-time All-Big Ten honoree and 2023 CFP National Champion ... Appeared in 44 career games (37 starts) and was a pivotal part of the first ever group to win the Joe Moore Award (nation’s best OL) in back-to-back years
- ▶ Recognized as a team captain as a senior in 2023, when he started all 15 games at LG en route to second-team All-Big Ten accolades ... Received five team-shared Offensive Player of the Week honors

TRANSACTIONS

- ▶ **2024** - Drafted by PHI in 5th round (172nd overall)

Hobbies: Hanging out with friends and family, playing video games ...
Famous cell phone contact: Shane Gillis ... **If he could play another sport, what position/team:** Designated hitter, Boston Red Sox ... **If he could witness a sports moment:** Would attend the Game 7 of an NBA Finals ... **Food items he would never eat:** Onions or mushrooms ... **Favorite movie:** *Transformers 3* ... **Favorite music:** Rap, country, house ... **Favorite artists** are Gunna, NoCap, Morgan Wallen, Luke Combs



DARIAN KINNARD

TACKLE/GUARD | 72



Height: 6-5 Weight: 322 DOB: Dec. 29, 1999 (Age 24)
 NFL Experience: 2nd Year (1st with Eagles) Draft: D5-22 (145th overall) by KC Acquired: FA-24
 College: Kentucky Hometown (HS): Cleveland, OH (St. Ignatius)

SUPER BOWL CHAMPION: 2022 (LVII), 2023 (LVIII) (PS)

CAREER STATISTICS

Year	Team	GP/S	STARTS				OFF SNAPS	
			LT	LG	RG	RT	No	Pct
2022	Kansas City	1/0	0	0	0	0	0	0%
2024	Philadelphia	0/0	0	0	0	0	0	0%
Totals		1/0	0	0	0	0	---	---

PLAYOFFS								
2022	Kansas City	0/0	0	0	0	0	0	0%
Totals		0/0	0	0	0	0	---	---



BIRDSEED

- ▶ Views his mother, Mandy Headrick, as his best friend ... Mandy worked full-time and attended classes to both pay the rent and pursue an education that would set them up for success ... Mandy, who considers Darian her motivation, is a registered nurse with multiple degrees
- ▶ Born in Youngstown, OH, and grew up in Knoxville, TN, before moving back to Ohio in the Cleveland area where he attended high school ... Raised by his mother, grandmother, and great-grandparents
- ▶ Is related to Grammy Award-winning and legendary country music star Dolly Parton ... Kinnard's aunt is first cousins with Parton ... Has seen photos of the two together, who each grew up on the same street
- ▶ Majored in kinesiology during his time at Kentucky ... Has aspirations to train athletes when he decides to retire from playing football

CAREER HIGHLIGHTS

- ▶ A two-time Super Bowl champion with Kansas City ... Originally a 5th-round draft choice (145th overall) by the Chiefs in 2022, was part of Kansas City's roster when it won **Super Bowl LVII** ... Contributed to the Chiefs' practice squad during their **Super Bowl LVIII** run in 2023

2024 SEASON - EAGLES

- ▶
- ## 2023 SEASON - CHIEFS
- ▶ Spent the entire season on the Kansas City's practice squad

COLLEGE HIGHLIGHTS

- ▶ Played collegiately at Kentucky (2018-22), appearing in 46 career contests while making 39 consecutive starts ... A member of an OL that was a finalist for the Joe Moore Award (nation's top OL) in 2021
- ▶ As a senior in 2021, earned consensus first-team All-America honors, becoming just the 12th consensus All-American in program history as well as the first Kentucky OL to earn the accolade since 1965

TRANSACTIONS

- ▶ **2022** - Drafted by KC in 5th round (145th overall) ... **8/29/23** - Waived by KC ... **8/31/23** - Signed by KC to practice squad ... **2/20/24** - Signed by PHI



RICK LOVATO

LONG SNAPPER | 49

Height: 6-2 Weight: 249 DOB: Sept. 9, 1992 (Age 32)
 NFL Experience: 8th Year (8th with Eagles) Draft: UDFA-15 by CHI Acquired: FA-16
 College: Old Dominion Hometown (HS): Middletown, NJ (Middletown South)



SUPER BOWL CHAMPION: 2017 (LII) PRO BOWL: 2020

CAREER STATISTICS

Year	Team	GP	ST		
			Tackles	No	Pct
2015	Green Bay	2	0	14	3%
2016	Washington	2	0	15	3%
	Philadelphia	3	0	25	6%
	<i>Totals</i>	5	0	---	---
2017	Philadelphia	16	3	149	33%
2018	Philadelphia	16	2	130	30%
2019	Philadelphia	16	4	135	30%
2020	Philadelphia	16	6	122	29%
2021	Philadelphia	17	2	135	30%
2022	Philadelphia	17	3	139	31%
2023	Philadelphia	17	3	133	30%
2024	Philadelphia	2	0	13	25%
Totals		124	23	---	---

PLAYOFFS

2015	Green Bay	2	0	17	31%
2017	Philadelphia	3	0	23	32%
2018	Philadelphia	2	0	14	28%
2019	Philadelphia	1	0	6	27%
2021	Philadelphia	1	0	7	25%
2022	Philadelphia	3	1	26	34%
2023	Philadelphia	1	1	7	26%
Totals		13	2	---	---

ADDITIONAL STATISTICS

Forced Fumbles: 1 - 2023 (1)

First job: Worked at his dad's sub shop ... Hobbies: Playing guitar and skateboarding ... Surprisingly good at: "I'm probably the most flexible person on the team." ... Favorite athlete growing up: Derek Jeter ... Favorite movie: *Fast and Furious* ... Favorite TV show: *The Office*



BIRDSEED

- ▶ Has supported the Adalyn Rose Foundation as well as the Baby Quest Foundation through the NFL's *My Cause My Cleats* initiative, championing infertility, pregnancy, and infant loss awareness ... In September 2023, his wife, Jordan, was just six weeks pregnant when she was diagnosed with an ectopic pregnancy, which is a life-threatening condition that occurs when a fertilized egg grows outside of the uterus with the risk of major internal bleeding for the mother ... Jordan, who had to undergo surgery three days after her diagnosis, and Rick struggled with the loss of the pregnancy after they tried getting pregnant for the previous two years ... However, in May 2024, Jordan and Rick announced they were once again pregnant following a successful IVF treatment
- ▶ Worked at his family's deli - Joyce's Subs and Pizza in Lincroft, NJ - while training to earn a spot on an NFL roster after graduating college ... Served as a cashier, washed dishes and helped prepare food
- ▶ Became the first Old Dominion alumnus to play in an NFL regular-season game after making his debut with Green Bay in 2015

CAREER HIGHLIGHTS

- ▶ In 2023, long snapped for **Jake Elliott**, who registered the highest FG percentage (93.8%) in Eagles history, as well as **Braden Mann**, who set team records in both gross (49.8) and net punting (43.9) average
- ▶ A member of the Eagles' Super Bowl LVII roster in 2022
- ▶ Named to his first career **Pro Bowl** after helping **Jake Elliott** become the first kicker in Eagles history to start a season with 16 straight FGs in 2019 ... Elliott's 20 consecutive FGs from 12/23/18-12/1/19 marked the 2nd-longest streak in franchise history, trailing only **Alex Henery** in 2012 (22) ... Became the first Eagles LS to garner a Pro Bowl nod since **Jon Dorenbos** following the 2014 campaign
- ▶ Served as the Eagles' LS during their **Super Bowl LII**-winning season in 2017 ... Helped **Jake Elliott** kick the most 50+ yard FGs (5) in franchise history, including the longest ever by an Eagle (61 yards)

2024 SEASON - EAGLES



2023 SEASON - EAGLES

- ▶ Helped **Jake Elliott** set a single-season franchise record in FG percentage (93.8%) ... Also contributed to **Braden Mann** producing the best gross (49.8) and net punting (43.9) averages in Eagles history

COLLEGE HIGHLIGHTS

- ▶ Long snapped for Old Dominion in all 50 games during his four-year collegiate career ... Named FCS All-America in 2012

TRANSACTIONS

- ▶ **2015** - Signed by CHI as UDFA ... **8/31/15** - Waived by CHI ... **12/22/15** - Signed by GB ... **9/3/16** - Waived by GB ... **11/19/16** - Signed by WAS ... **11/29/16** - Waived by WAS ... **12/12/16** - Signed by PHI ... **11/19/19** - Signed by PHI to 4-year contract extension ... **10/25/21** - Released by PHI ... **10/26/21** - Signed by PHI ... **3/12/24** - Agreed to terms with PHI on 1-year extension



AVONTE MADDOX

DEFENSIVE BACK | 29



Height: 5-9 Weight: 184 DOB: March 31, 1996 (Age 28)
 NFL Experience: 7th Year (7th with Eagles) Draft: D4a-18 (125th overall) by PHI
 College: Pittsburgh Hometown (HS): Detroit, MI (Martin Luther King)

CAREER STATISTICS

Year	Team	GP/S	TACKLES				PASS RUSH			INTERCEPTIONS					FUMBLES		DEF SNAPS	
			Total	Solo	Asst	TFL	Sacks	QBH	QBP	Int	Yds	Lg	TD	PD	FF	FR	No	Pct
2018	Philadelphia	13/9	32	25	7	1	0.5	1	1	2	23	23	0	4	1	0	540	52%
2019	Philadelphia	12/6	47	38	9	2	1.0	2	3	0	8	8	0	10	1	0	525	51%
2020	Philadelphia	10/8	40	36	4	1	0.0	0	0	0	0	--	0	3	0	0	508	46%
2021	Philadelphia	16/5	71	51	20	5	0.5	3	2	1	-1	-1	0	9	2	0	730	65%
2022	Philadelphia	9/8	43	28	15	3	1.0	2	4	1	2	2	0	3	3	1	457	41%
2023	Philadelphia	4/2	12	8	4	1	0.0	0	0	0	0	--	0	2	1	0	141	12%
2024	Philadelphia	2/1	4	0	4	0	0.0	0	0	0	0	--	0	2	0	0	115	90%
Totals		66/39	248	186	63	13	3.0	8	10	4	32	23	0	33	8	1	---	---

PLAYOFFS

2018	Philadelphia	2/2	13	11	2	0	0.0	0	0	0	0	--	0	4	0	0	135	96%
2019	Philadelphia	1/1	3	3	0	1	0.0	0	0	0	0	--	0	0	0	0	60	94%
2021	Philadelphia	1/1	6	3	3	0	0.0	0	0	0	0	--	0	0	0	0	51	70%
2022	Philadelphia	2/1	10	8	2	1	0.0	0	0	0	0	--	0	0	0	0	66	43%
2023	Philadelphia	1/1	7	4	3	0	0.0	0	0	0	0	0	0	0	0	0	70	100%
Totals		7/6	39	29	10	2	0.0	0	0	0	0	--	0	4	0	0	---	---

ADDITIONAL STATISTICS

Special Teams Tackles: 5 - 2018 (3), 2021 (2)

CAREER HIGHS

Tackles	8	7x, last: 9/19/22 vs. Min.
Sacks	1.0	2x, last: 12/24/22 at Dal.
INTs	1	4x, last: 9/19/22 vs. Min.
PDs	3	1/6/19 at Chi. (NFC WC)
FFs	2	12/18/22 at Chi.
FRs	1	10/30/22 vs. Pit.



BIRDSEED

- ▶ Lived with **Dallas Goedert** during the first four years of his NFL career ... The inseperable duo is famously known for their “big brother, little brother” relationship, which has been captured in Wawa commercials as well as Amazon/NFL Films’ 2019 season of *All or Nothing*
- ▶ Has competed in multiple Twitch Rivals Streamer Bowls ... The tournament teams up NFL stars and streamers to compete in Fortnite
- ▶ His journey started on Detroit’s East Side, where his father, Michael, raised him as a single parent living in Avonte’s grandmother’s house ... By the time he entered middle school, his father was able to afford a place of his own for them to live in ... Moved out of his father’s house to stay with his aunt and uncle when he started high school ... His father, aunt and uncle all worked in Detroit’s automobile industry
- ▶ To avoid the potential pitfalls of growing up in a hardened neighborhood, his family kept him occupied with after-school activities, such as football, basketball, baseball, and even piano lessons

CAREER HIGHLIGHTS

- ▶ A member of the Eagles’ Super Bowl LVII roster in 2022 ... Has been on five playoff teams during his first six seasons in Philadelphia

2024 SEASON - EAGLES

- ▶



2024 GAME-BY-GAME STATISTICS (PHI)												
Date	Opp		GP/S	Tot	Solo	Sk	Int	PD	FF	FR	Snaps	Pct
Sep 6	GB	W	1/0	3	0	0.0	0	0	0	0	60	90%
Sep 16	Atl	L	1/1	1	0	0.0	0	2	0	0	55	90%
Sep 22	at NO											
Sep 29	at TB											
Oct 13	Cle											
Oct 20	at NYG											
Oct 27	at Cin											
Nov 3	Jax											
Nov 10	at Dal											
Nov 14	Was											
Nov 24	at LAR											
Dec 1	at Bal											
Dec 8	Car											
Dec 15	Pit											
Dec 22	at Was											
Dec 29	Dal											
TBD	NYG											
Totals			2/1	4	0	0.0	0	2	0	0	115	90%

Hobbies: Bowling and playing video games ... **Surprisingly good at:** Playing the piano ... **Favorite movie:** *All About the Benjamins* ... **Favorite TV show:** *The Flash* ... **Favorite music:** R&B, hip-hop ... **Favorite meal:** Crab legs and shrimp ... **If he could play another sport, what position/team:** Shortstop, Detroit Tigers



2023 SEASON - EAGLES

- ▶ Produced 12 tackles (8 solo) with 2 PDs and 1 FF over 141 defensive snaps in four games (two starts) ... Missed time due to injury

COLLEGE HIGHLIGHTS

- ▶ One of the top DBs in the ACC during his time at Pitt ... Registered 183 tackles (136 solo), 42 PDs, 8 INTs (including 2 TDs), 7.0 sacks, 3 FFs and 1 FR in 46 career games ... From 2015-17, his 8 INTs led the Panthers and tied for 5th overall in the conference
- ▶ As a senior in 2017, recorded a team-high 11 PDs and 2 INTs ... Also ranked 2nd in the ACC with a team-leading 3 FFs and led all ACC DBs with a career-high 4.0 sacks ... Earned All-ACC honors and was named the ECAC Defensive Player of the Year

TRANSACTIONS

- ▶ **2018** - Drafted by PHI in 4th round (125th overall) ... **12/18/20** - Placed on Reserve/Injured ... **11/20/21** - Signed by PHI to 3-year contract extension ... **1/3/22** - Placed on Reserve/COVID-19 ... **1/10/22** - Activated from Reserve/COVID-19 ... **11/14/22** - Placed on Reserve/Injured ... **12/10/22** - Activated from Reserve/Injured ... **9/20/23** - Placed on Reserve/Injured ... **12/30/23** - Activated from Reserve/Injured ... **4/4/24** - Signed by PHI to 1-year contract



JORDAN MAILATA

TACKLE | 68

(pronounced my-LOT-uh)

Height: 6-8 Weight: 365 DOB: March 31, 1997 (Age 27)
 NFL Experience: 7th Year (7th with Eagles) Draft: D7-18 (233rd overall) by PHI
 Hometown (HS): Sydney, Australia (Condell Park)



CAREER STATISTICS

Year	Team	GP/S	STARTS		OFF SNAPS	
			LT	RT	No	Pct
2018	Philadelphia	0/0	0	0	0	0%
2019	Philadelphia	0/0	0	0	0	0%
2020	Philadelphia	15/10	9	1	731	65%
2021	Philadelphia	14/14	12	2	914	82%
2022	Philadelphia	16/16	16	0	1,026	87%
2023	Philadelphia	17/17	17	0	1,147	100%
2024	Philadelphia	2/2	2	0	147	100%
Totals		64/59	56	3	---	---

PLAYOFFS

2021	Philadelphia	1/1	1	0	66	100%
2022	Philadelphia	3/3	3	0	219	100%
2023	Philadelphia	1/1	1	0	59	100%
Totals		5/5	5	0	---	---

ADDITIONAL STATISTICS

Miscellaneous Tackles: 1 - 2022 (1)

First job: McDonald's ... **Hobbies:** Playing guitar ... **Desired talent:** Swimming ... **If he could play another sport:** Horse jockey ... **Player he models his game after:** Jason Peters ... **Favorite athlete growing up:** Usain Bolt ... **Moment left starstruck:** Getting drafted ... **Favorite sports moment:** Winning the Rugby Grand Final when he was 14 years old ... **Favorite quote:** "You think darkness is your ally? I was born in it, molded by it." - Bane, *The Dark Knight Rises* ... **Favorite movies:** *The Lord of the Rings* trilogy and *Star Wars* movies ... **Favorite TV show:** *The Walking Dead* ... **Favorite music:** Everything



BIRDSEED

- ▶ A former rugby player from Australia who had never played a snap of football prior to being selected by the Eagles in the 2018 NFL Draft
- ▶ Played professional rugby for the South Sydney Rabbitohs, a club that is owned by actor Russell Crowe ... Was not afforded a large salary as a member of the team's second unit ... Earned his keep by waking up at 5 a.m. most mornings to work on a high-end demolition crew
- ▶ Did not initially receive his family's blessing to leave Australia, though they eventually granted permission ... Departed from his home at 20 years old to pursue a career in a sport he had never played before
- ▶ Participated in rigorous training at IMG Academy in Brandenton, FL, as part of the NFL's International Player Pathway Program in 2018
- ▶ Is a talented singer who views music as a form of therapy
- ▶ Appeared on FOX's *The Masked Singer* during the 2022 offseason, singing undercover as "Thingamabob" ... Was unmasked during the third episode after he performed the songs "Wanted Dead or Alive" by Bon Jovi, "Perfect" by Ed Sheeran, and "Classic" by MKTO
- ▶ During the 2022 offseason, recorded a Christmas album, entitled *A Philly Special Christmas*, with **Lane Johnson** and **Jason Kelce** ... The album was an instant success, gaining national attention and raising over \$1.25 million for local charities in the Philadelphia area ... The trio released another album in 2023 – *A Philly Special Christmas Special* – which debuted at No. 25 on the *Billboard* 200 music rankings
- ▶ Has built an inseperable friendship with **Landon Dickerson** ... Served as the best man at Dickerson's wedding during the 2023 offseason
- ▶ Has supported the American Association for Cancer Research through the NFL's *My Cause My Cleats* campaign ... The AACR aims to prevent and cure cancer through research, education, communication, collaboration, science policy and advocacy ... Chose to support AACR due to his wife's mother, who is a colon cancer survivor

CAREER HIGHLIGHTS

- ▶ A two-time Pro Bowl alternate (2023, '24) and key contributor on an Eagles OL that helped the team reach Super Bowl LVIII in 2022

2024 SEASON - EAGLES



2023 SEASON - EAGLES

- ▶ Started all 17 games and appeared in 100% of the team's offensive snaps (1,147) ... Finished 2nd among NFL LTs in *PFF* offensive grade (86.3) and *PFF* run-blocking grade (83.3) ... Blocked for an OL that set a franchise record in third-down percentage (48.0%, 3rd in NFL)

TRANSACTIONS

- ▶ **2018** - Drafted by PHI in 7th round (233rd overall) ... **12/14/18** - Placed on Reserve/Injured ... **9/21/19** - Placed on Reserve/Injured ... **7/29/20** - Placed on Reserve/COVID-19 ... **8/13/20** - Activated from Reserve/COVID-19 ... **9/11/21** - Signed by PHI to 4-year contract extension ... **4/4/24** - Agreed to terms with PHI on 3-year contract extension



BRADEN MANN

PUNTER | 10



Height: 5-11 Weight: 198 DOB: Nov. 24, 1997 (Age 26)
 NFL Experience: 5th Year (2nd with Eagles) Draft: D6-20 (191st overall) by NYJ Acquired: FA-23
 College: Texas A&M Hometown (HS): Cypress, TX (Cypress Fairbanks)

CAREER STATISTICS

Year	Team	GP	No	Yds	Avg	Lg	TB	In20	Opp Ret	Opp Yds	Net Yds	Net Avg	Blk	ST
2020	N.Y. Jets	16	82	3,598	43.9	60	5	19	38	446	3,052	37.2	0	4
2021	N.Y. Jets	10	41	1,875	45.7	63	1	14	16	151	1,704	40.6	1	0
2022	N.Y. Jets	17	83	3,889	46.9	72	8	27	32	363	3,366	40.6	0	0
2023	Philadelphia	15	44	2,190	49.8	63	1	15	27	237	1,933	43.9	0	0
2024	Philadelphia	2	4	194	48.5	54	0	2	1	11	183	45.8	0	0
Totals		60	254	11,746	46.2	72	15	77	114	1,208	10,238	40.1	1	4

PLAYOFFS

2023	Philadelphia	1	4	188	47.0	57	0	0	2	24	164	41.0	0	0
Totals		1	4	188	47.0	57	0	0	2	24	164	41.0	0	0

ADDITIONAL STATISTICS

Kickoffs: 64 - 2020 (28), 2021 (22), 2022 (14) **Passing:** 2/3 - 45 - 2022 (1/2-17), 2023 (1/1-28) **Rushing:** 1-4 - 2022 (1-4) **Fumble Recoveries:** 1 - 2022 (1)

CAREER HIGHS

Punts	10	3x, last: 11/20/22 at NE
Punt Yards	497	1/9/22 at Buf.
Punt Long	72	10/23/22 at Den.
Inside 20	5	12/27/20 vs. Cle.
Gross Average	59.0	11/27/22 vs. Chi.
Net Average	53.0	11/27/22 vs. Chi.

Nickname: "My family calls me 'B.' No one has come up with that creative of a nickname. I need to find one." ... **Hobbies:** Golfing, cornhole, darts, other mini-games ... **Bucket list:** Travel to Africa and Italy ... **Little known fact:** Has done Taekwondo for 13 years while only playing football for 12 years ... **If he could witness any sports moment:** Tiger Woods winning The Masters in 2019 ... **Favorite movie:** *Interstellar* ... **Favorite music/artists:** Hip-hop (Lil Wayne is his all-time favorite)



BIRDSEED

► Originally played LB at Cypress Fairbanks (TX) High School ... After fracturing his back during his freshman season, he refused to quit football and instead switched his focus to learning how to kick and punt ... Following the change of position, went on to become an Under Armour All-American and was rated the No. 2 kicker recruit in the country

CAREER HIGHLIGHTS

► In his first year with the Eagles in 2023, established single-season franchise records in both gross (49.8) and net (43.9) punting average
 ► Spent the first three seasons of his NFL career with the Jets (2020-22) ... Totaled 206 punts for 9,362 yards and a 45.4 gross punting average and 39.2 net punting average in 43 career games with New York

2024 SEASON - EAGLES

►

2023 SEASON - EAGLES

► Set single-season franchise records in both gross (49.8) and net (43.9) punting average, eclipsing the previous Eagles marks that were established by **Cameron Johnston** in 2018 (48.2 gross, 42.7 net)
 ► Ranked 5th in the NFL in net punting average (43.9) (min. 40 punts) ... Also finished the season with the 7th-highest gross punting average (49.8) in the league (min. 40 punts)

COLLEGE HIGHLIGHTS

► Played collegiately at Texas A&M (2016-19), where he produced 109 punts for 5,328 yards (48.9 avg.) in 52 career appearances
 ► Voted the recipient of the Ray Guy Award (nation's top punter) in 2018 ... Also received SEC Special Teams Player of the Year honors and was recognized as a unanimous All-America selection ... Established an NCAA record with a 51.0 punting average ... Set the NCAA record for single-game punting average (60.8 at Alabama) and single-season 60+ yard punts (14) ... Served as a kickoff specialist from 2016-17



2024 GAME-BY-GAME STATISTICS (PHI)										
Date	Opp		No	Yds	Avg	Net	Lg	TB	In20	Blk
Sep 6	GB	W	2	101	50.5	50.5	54	0	1	0
Sep 16	Atl	L	2	93	46.5	41.0	53	0	1	0
Sep 22	at NO									
Sep 29	at TB									
Oct 13	Cle									
Oct 20	at NYG									
Oct 27	at Cin									
Nov 3	Jax									
Nov 10	at Dal									
Nov 14	Was									
Nov 24	at LAR									
Dec 1	at Bal									
Dec 8	Car									
Dec 15	Pit									
Dec 22	at Was									
Dec 29	Dal									
TBD	NYG									
Totals			4	194	48.5	45.8	54	0	2	0



TRANSACTIONS

► **2020** - Drafted by NYJ in 6th round (191st overall) ... **9/15/21** - Placed on Reserve/Injured ... **11/13/21** - Activated from Reserve/Injured ... **4/13/23** - Waived by NYJ ... **4/14/23** - Claimed off waivers by PIT ... **8/30/23** - Waived by PIT ... **9/18/23** - Signed by PHI to practice squad ... **9/25/23** - Elevated by PHI from practice squad for Week 3 at Tampa Bay ... **9/30/23** - Elevated by PHI from practice squad for Week 4 vs Washington ... **10/7/23** - Elevated by PHI from practice squad for Week 5 at L.A. Rams ... **10/12/23** - Signed by PHI to active roster from practice squad ... **3/12/24** - Signed by PHI to 2-year extension



TRISTIN MCCOLLUM

SAFETY | 36



Height: 6-3 Weight: 195 DOB: May 3, 1999 (Age 25)
 NFL Experience: 1st Year (1st with Eagles) Draft: UDFA-22 by HOU Acquired: FA-23
 College: Sam Houston State Hometown (HS): Galveston, TX (Ball)

CAREER STATISTICS

Year	Team	GP/S	TACKLES				PASS RUSH			INTERCEPTIONS					FUMBLES		DEF SNAPS	
			Total	Solo	Asst	TFL	Sacks	QBH	QBP	Int	Yds	Lg	TD	PD	FF	FR	No	Pct
2023	Philadelphia	3/0	6	4	2	0	0.0	0	0	0	0	--	0	0	0	0	29	3%
2024	Philadelphia	2/0	0	0	0	0	0.0	0	0	0	0	--	0	0	0	0	3	2%
Totals		5/0	6	4	2	0	0.0	0	0	0	0	--	0	0	0	0	---	---

PLAYOFFS																		
Year	Team	GP/S	Total	Solo	Asst	TFL	Sacks	QBH	QBP	Int	Yds	Lg	TD	PD	FF	FR	No	Pct
2023	Philadelphia	1/0	0	0	0	0	0.0	0	0	0	0	--	0	0	0	0	0	0%
Totals		1/0	0	0	0	0	0.0	0	0	0	0	--	0	0	0	0	---	---

CAREER HIGHS

Category	Value	Date/Location
Tackles	6	1/7/24 at NYG
Sacks	--	---
INTs	--	---
PDs	--	---
FFs	--	---
FRs	--	---

Hobbies: Hanging out with family, writing, and drawing ... **Moment left starstruck:** Seeing John Legend in concert (was impressed with how well he sung) ... **Bucket list:** Traveling to Egypt and explore the wonders of the world ... **Favorite TV show:** *Family Guy* ... **Favorite music artists:** Veeze, Babyface Ray, and Gunna



BIRDSEED

- ▶ Has an identical twin brother, Zyon, who was selected by the Tampa Bay Buccaneers in the 5th round (157th overall) of the 2022 NFL Draft ... Both brothers verbally committed to play college football at Utah before deciding to attend Sam Houston State to be closer to home

CAREER HIGHLIGHTS

- ▶ Entered the NFL as a UDFA with the Texans in 2022 ... Spent his rookie year on Houston's practice squad before joining the Eagles

2024 SEASON - EAGLES



2023 SEASON - EAGLES

- ▶ Elevated from the practice squad for three regular-season games and recorded 6 tackles (4 solo) in 29 defensive snaps ... Also elevated for the NFC Wild Card Playoff at Tampa Bay (1/15/24)

COLLEGE HIGHLIGHTS

- ▶ A four-year starter at Sam Houston State who posted 229 tackles, 20 PDs, 12 TFLs, 4.0 sacks, 3 INTs and 1 blocked kick in 57 games
- ▶ Helped lead the Bearkats to an FCS National Championship in 2021 ... Earned All-WAC second-team accolades after recording a career-high 52 tackles in nine games ... Voted second-team all-conference as a junior when he produced 50 tackles with 4 PDs and 2 INTs

TRANSACTIONS

- ▶ **2022** - Signed by HOU as UDFA ... **8/30/22** - Waived by HOU ... **8/31/22** - Signed by HOU to practice squad ... **1/18/23** - Signed by PHI to future/reserve contract ... **8/29/23** - Waived by PHI ... **8/30/23** - Signed by PHI to practice squad ... **9/30/23** - Elevated by PHI from practice squad for Week 4 vs Washington ... **12/24/23** - Elevated by PHI from practice squad for Week 16 vs NYG ... **1/6/24** - Elevated by PHI from practice squad for Week 18 at NYG ... **1/18/24** - Signed by PHI to reserve/future contract



2024 GAME-BY-GAME STATISTICS (PHI)												
Date	Opp		GP/S	Tot	Solo	Sk	Int	PD	FF	FR	Snaps	Pct
Sep 6	GB	W	1/0	0	0	0.0	0	0	0	0	3	4%
Sep 16	Atl	L	1/0	0	0	0.0	0	0	0	0	0	0%
Sep 22	at NO											
Sep 29	at TB											
Oct 13	Cle											
Oct 20	at NYG											
Oct 27	at Cin											
Nov 3	Jax											
Nov 10	at Dal											
Nov 14	Was											
Nov 24	at LAR											
Dec 1	at Bal											
Dec 8	Car											
Dec 15	Pit											
Dec 22	at Was											
Dec 29	Dal											
TBD	NYG											
Totals			2/0	0	0	0.0	0	0	0	0	3	2%





TANNER MCKEE

QUARTERBACK | 16



Height: 6-6 Weight: 231 DOB: April 27, 2000 (Age 24)
 NFL Experience: 2nd Year (2nd with Eagles) Draft: D6-23 (188th overall) by PHI
 College: Stanford Hometown (HS): Corona, CA (Centennial)

CAREER STATISTICS

			PASSING										RUSHING					OFF SNAPS	
Year	Team	GP/S	Att	Cmp	Pct	Yds	Y/A	TD	Int	Lg	Sk/Yds	Rate	Att	Yds	Avg	Lg	TD	No	Pct
2023	Philadelphia	0/0	0	0	---	0	---	0	0	--	0/0	---	0	0	---	--	0	0	0%
2024	Philadelphia	0/0	0	0	---	0	---	0	0	--	0/0	---	0	0	---	--	0	0	0%
Totals		0/0	0	0	---	0	---	0	0	--	0/0	---	0	0	---	--	0	---	---

PLAYOFFS																			
Year	Team	GP/S	Att	Cmp	Pct	Yds	Y/A	TD	Int	Lg	Sk/Yds	Rate	Att	Yds	Avg	Lg	TD	No	Pct
2023	Philadelphia	0/0	0	0	---	0	---	0	0	--	0/0	---	0	0	---	--	0	0	0%
Totals		0/0	0	0	---	0	---	0	0	--	0/0	---	0	0	---	--	0	---	---

CAREER HIGHS

Pass Attempts	--	---
Completions	--	---
Passing Yards	--	---
Yards/Attempt	--	---
Passing Long	--	---
Passing TDs	--	---
Completion %	--	---
Passer Rating	--	---
Rush Attempts	--	---
Rushing Yards	--	---
Rushing Long	--	---
Rushing TDs	--	---

BIRDSEED

- ▶ Overcame cancer when he was 16 years old ... Diagnosed with melanoma, a serious form of skin cancer, after his mother noticed a concerning mole on his face ... Had surgery to remove the mole and, as a precaution, doctors removed two lymph nodes in his neck
- ▶ Before his Stanford career began, took a two-year pause from football in order to complete his missionary service for the Church of Jesus Christ of Latter-Day Saints in Curitiba, Brazil ... During that 21-month experience, he learned how to read and speak Portuguese
- ▶ Previously had an opportunity to play with **Jalen Hurts** at Alabama ... A four-star prospect who was recruited by the Crimson Tide in 2017, visited Tuscaloosa on a weekend when Hurts beat LSU

CAREER HIGHLIGHTS

- ▶ Originally entered the NFL as a 6th-round draft pick (188th overall) by Philadelphia in 2023 ... As a rookie, served as the Eagles' emergency third QB for every regular-season and postseason contest

2024 SEASON - EAGLES



2023 SEASON - EAGLES

- ▶ In his debut campaign, backed up **Jalen Hurts** and **Marcus Mariota** as Philadelphia's emergency third QB during all 17 regular-season games and the NFC Wild Card Playoff at Tampa Bay (1/15/24)

COLLEGE HIGHLIGHTS

- ▶ A team captain who started 21 of 23 career games at Stanford (2020-22), where he completed 473-of-748 (63.0%) passes for 5,336 yards (7.1 avg.), 28 TDs, 15 INTs and a 131.5 passer efficiency rating
- ▶ In 2022, totaled the 9th-most passing yards (2,947) in single-season program history, averaging 245.6 yards per game with 13 TDs ... In his first year as a starter in 2021, set the school freshman record with 19 total TDs en route to All-Pac-12 honorable mention accolades

TRANSACTIONS

- ▶ **2023** - Drafted by PHI in 6th round (188th overall)





2024 GAME-BY-GAME STATISTICS (PHI)

Date	Opp	GP/S	PASSING										RUSHING					OFF SNAPS		
			Att	Cmp	Pct	Yds	Y/A	TD	Int	Lg	Sk/Yds	Rate	Att	Yds	Avg	Lg	TD	No	Pct	
Sep 6	GB	W	0/0	INACTIVE																
Sep 16	Atl	L	0/0	INACTIVE																
Sep 22	at NO																			
Sep 29	at TB																			
Oct 13	Cle																			
Oct 20	at NYG																			
Oct 27	at Cin																			
Nov 3	Jax																			
Nov 10	at Dal																			
Nov 14	Was																			
Nov 24	at LAR																			
Dec 1	at Bal																			
Dec 8	Car																			
Dec 15	Pit																			
Dec 22	at Was																			
Dec 29	Dal																			
Jan 5	NYG																			
Totals			0/0	0	0	---	0	---	0	0	--	0/0	---	0	0	---	--	0	0	0%



Hobbies: Golf, ping-pong, spikeball ... First job: Mowed lawns for elderly people in his neighborhood in high school ... Bucket list: Play golf at Pebble Beach, visit The Colosseum and Christ the Redeemer statue ... Surprisingly good at: Speaking Portuguese and is "pretty good" at playing pickleball ... Desired talent: Piano ... If he could own a business: "I love private equity (interned with a firm while at Stanford). It also would be cool to invent something that would be able to help other people or save lives or help the military." ... Karaoke song of choice: "Ain't No Mountain High Enough" by Marvin Gaye and Tammi Terrell ... Favorite TV shows: *The Office*, *Game of Thrones*



QUINYON MITCHELL

CORNERBACK | 27



Height: 6-0 Weight: 193 DOB: July 18, 2001 (Age 23)
 NFL Experience: Rookie (1st with Eagles) Draft: D1-24 (22nd overall) by PHI
 College: Toledo Hometown (HS): Williston, FL (Williston)

CAREER STATISTICS

Year	Team	GP/S	TACKLES				PASS RUSH			INTERCEPTIONS					FUMBLES		DEF SNAPS	
			Total	Solo	Asst	TFL	Sacks	QBH	QBP	Int	Yds	Lg	TD	PD	FF	FR	No	Pct
2024	Philadelphia	2/2	8	6	2	0	0.0	0	0	0	0	--	0	3	0	0	124	97%
Totals		2/2	8	6	2	0	0.0	0	0	0	0	--	0	3	0	0	---	---

CAREER HIGHS

Tackles	5	9/6/24 vs. GB
Sacks	--	--
INTs	--	--
PDs	2	9/6/24 vs. GB
FFs	--	--
FRs	--	--

BIRDSEED

- ▶ Became the first Toledo player to be selected in the 1st round of the NFL Draft since **Dan Williams** in 1993 (11th overall by Denver)
- ▶ Credits Toledo for sticking with him and giving him a chance to play college football when he struggled academically in high school ... Says the relationships he built with coaches, staff, and teammates are why he never considered leaving Toledo for Power Five opportunities
- ▶ A three-sport athlete at Williston (FL) High School, where he competed in football, basketball, and track ... Produced 8 INTs and ran for 983 yards and 11 TDs with a 9.5 rushing average as a senior

2024 SEASON - EAGLES

- ▶ Made his first career start in the Eagles 34-29 win vs. Green Bay (9/6/24) ... Recorded 5 tackles and led the team with 2 PDs

COLLEGE HIGHLIGHTS

- ▶ Played collegiately at Toledo (2020-23), finishing as the program's all-time leader in PDs (52) ... Became the first Rocket to ever be named to all five major All-America teams (AP, FWAA, AFCA, *Sporting News*, and Walter Camp) during his career ... Also became the second player in school history to be selected to an All-America team in consecutive seasons (2022-23) by one of the five major publications
- ▶ As a senior 2023, earned second-team All-America honors and was voted first-team All-MAC for the second straight year after recording 40 tackles, 19 PDs (2nd in nation), 1 INT and 1 blocked punt ... Led the country with a program-record 25 PDs as a junior in 2022, receiving first-team All-MAC and second-team All-America recognition

TRANSACTIONS

- ▶ **2024** - Drafted by PHI in 1st round (22nd overall)



Nicknames: Q, Bill, Speed Buggy ... **Bucket list:** Travel to Paris ... **If he could play another sport, what position/team:** Pitcher, Philadelphia Phillies ... **Food he would never eat:** Pig feet ... **If he could witness any sports moment:** Golden State Warriors NBA Finals game ... **Favorite athlete to watch:** Darius Slay ... **Favorite movies:** *Forrest Gump* and *Set It Off* ... **Favorite TV show:** *Criminal Minds* ... **Favorite music:** Rap/hip-hop (Young Jeezy, Yo Gotti and Kodak Black)



2024 GAME-BY-GAME STATISTICS (PHI)												
Date	Opp		GP/S	Tot	Solo	Sk	Int	PD	FF	FR	Snaps	Pct
Sep 6	GB	W	1/1	5	4	0.0	0	2	0	0	63	94%
Sep 16	Atl	L	1/1	3	2	0.0	0	1	0	0	61	100%
Sep 22	at NO											
Sep 29	at TB											
Oct 13	Cle											
Oct 20	at NYG											
Oct 27	at Cin											
Nov 3	Jax											
Nov 10	at Dal											
Nov 14	Was											
Nov 24	at LAR											
Dec 1	at Bal											
Dec 8	Car											
Dec 15	Pit											
Dec 22	at Was											
Dec 29	Dal											
TBD	NYG											
Totals			2/2	8	6	0.0	0	3	0	0	124	97%





MORO OJOMO

DEFENSIVE TACKLE | 97

(pronounced MOH-roh uh-JUH-muh)

Height: 6-3 Weight: 292 DOB: Aug. 15, 2001 (Age 23)
 NFL Experience: 2nd Year (2nd with Eagles) Draft: D7-23 (249th overall) by PHI
 College: Texas Hometown (HS): Katy, TX (Katy)



CAREER STATISTICS

Year	Team	GP/S	TACKLES				PASS RUSH			INTERCEPTIONS					FUMBLES		DEF SNAPS	
			Total	Solo	Asst	TFL	Sacks	QBH	QBP	Int	Yds	Lg	TD	PD	FF	FR	No	Pct
2023	Philadelphia	8/0	3	2	1	0	0.0	0	1	0	0	--	0	0	0	0	68	6%
2024	Philadelphia	2/0	1	0	1	0	0.0	1	1	0	0	--	0	0	0	0	31	24%
Totals		10/0	4	2	2	0	0.0	1	2	0	0	--	0	0	0	0	---	---

PLAYOFFS																		
Year	Team	GP/S	Total	Solo	Asst	TFL	Sacks	QBH	QBP	Int	Yds	Lg	TD	PD	FF	FR	No	Pct
2023	Philadelphia	0/0	0	0	0	0	0.0	0	0	0	0	--	0	0	0	0	0	0%
Totals		0/0	0	0	0	0	0.0	0	0	0	0	--	0	0	0	0	---	---

CAREER HIGHS

Tackles	2	1/7/24 at NYG
Sacks	--	---
INTs	--	---
PDs	--	---
FFs	--	---
FRs	--	---

Hobbies: Reading about finance, networking, watching Liverpool ...
First job: Working at Hat Creek headquarters ... **Biggest influence:** His dad, who's always speaking positivity into his life ...
If he could have a career outside of sports: Would work in private equity and venture capital ... **Favorite movie:** *The Great Gatsby*



BIRDSEED

- ▶ Originally born in Lagos, Nigeria ... His family emigrated from Nigeria to Santa Clarita, CA, when he was 8 years old after his mother, Bimbo, received an offer to work for an IT company ... His father, Ololade, is a pastor who opened a church in California after the move ... Early on during their time in the United States, his older sister, Omodele, was diagnosed with leukemia ... After several years of hospital visits and chemotherapy, the family moved to Katy, TX, for a fresh start
- ▶ Enrolled at the University of Texas when he was 16 years old ... Began kindergarten at 3 years old at a British school in Nigeria and remained on that educational path after moving to the United States
- ▶ While at Katy (TX) High School, served as a backup on the freshman team and didn't earn a spot on junior varsity the following year ... Had to push himself to keep up with the older players and began investing time in weight training before his junior year ... Made the varsity team and went on to become a highly-recruited, all-state player
- ▶ Majored in business finance and plans to have a career as a corporate lawyer after football ... A four-time first-team Academic All-Big 12 honoree and eight-time Big 12 Commissioner's Honor Roll member ... Served on the student athlete advisory committee for three years to advocate and address issues student athletes faced

CAREER HIGHLIGHTS

- ▶ Selected by Philadelphia in the 7th round (249th overall) in 2023

2024 SEASON - EAGLES

- ▶

2023 SEASON - EAGLES

- ▶ Appeared in eight games during his rookie campaign, totaling 3 tackles (2 solo) and 1 pressure in 68 defensive snaps

COLLEGE HIGHLIGHTS

- ▶ Played collegiately at Texas (2018-22), where he was a two-time All-Big 12 honoree ... During his five-year career with the Longhorns, totaled 95 tackles (50 solo), 13.5 TFLs, 5.0 sacks, 1 FF and 1 FR in 50 games



2024 GAME-BY-GAME STATISTICS (PHI)												
Date	Opp		GP/S	Tot	Solo	Sk	Int	PD	FF	FR	Snaps	Pct
Sep 6	GB	W	1/0	0	0	0.0	0	0	0	0	14	21%
Sep 16	Atl	L	1/0	1	0	0.0	0	0	0	0	17	28%
Sep 22	at NO											
Sep 29	at TB											
Oct 13	Cle											
Oct 20	at NYG											
Oct 27	at Cin											
Nov 3	Jax											
Nov 10	at Dal											
Nov 14	Was											
Nov 24	at LAR											
Dec 1	at Bal											
Dec 8	Car											
Dec 15	Pit											
Dec 22	at Was											
Dec 29	Dal											
Jan 5	NYG											
Totals			2/0	1	0	0.0	0	0	0	0	31	24%



- ▶ Registered career highs in tackles (32 solo), TFLs (5.5), sacks (3.0) and FFs (1) over 12 games (five starts) as a senior in 2022, earning second-team All-Big 12 accolades ... Also voted an all-conference honorable mention selection following his junior campaign in 2021

TRANSACTIONS

- ▶ **2023** - Drafted by PHI in 7th round (249th overall)



ALBERT OKWUEGBUNAM (IR)

TIGHT END | 85

(pronounced OH-kwoo-AY-boo-nahm)

Height: 6-5 Weight: 258 DOB: April 25, 1998 (Age 26)

NFL Experience: 5th Year (2nd with Eagles) Draft: D4-20 (118th overall) by DEN Acquired: T-Den-23

College: Missouri Hometown (HS): Springfield, IL (Sacred Heart-Griffin)



CAREER STATISTICS

Year	Team	GP/S	RECEIVING					OFF SNAPS	
			Rec	Yds	Avg	Lg	TD	No	Pct
2020	Denver	4/0	11	121	11.0	27	1	86	31%
2021	Denver	14/6	33	330	10.0	64	2	421	47%
2022	Denver	8/1	10	95	9.5	25t	1	190	35%
2023	Philadelphia	4/0	0	0	---	--	0	57	5%
2024	Philadelphia	0/0	0	0	---	--	0	0	0%
Totals		30/7	54	546	10.1	64	4	---	---

PLAYOFFS

2023	Philadelphia	0/0	0	0	---	--	0	0	0%
Totals		0/0	0	0	---	--	0	---	---

ADDITIONAL STATISTICS

Fumbles/Lost: 1/1 - 2021 (1/1) Fumble Recoveries: 1 - 2021 (1)

CAREER HIGHS

Receptions	7	10/25/20 vs. Ten.
Receiving Yards	77	11/14/21 vs. Phi.
Receiving Long	64	11/14/21 vs. Phi.
Receiving TDs	1	4x, last: 1/1/23 vs KC



BIRDSEED

- ▶ The Nigerian meaning of his last name is "evil cannot bring us down"
- ▶ Is the son of Albert Okwuegbunam Sr. and Lisa Raehl ... His father left Nigeria at 19 years old to pursue an education and a better life
- ▶ During the 2020 NFL Combine, logged a 4.49 40-yard dash time ... At that moment, it was the 4th-fastest time by a TE since 2003

CAREER HIGHLIGHTS

- ▶ Spent the first three years of his NFL career with Denver (2020-22) ... Caught 54 passes for 546 yards (10.1 avg.) and 4 TDs in 26 games ... Acquired by Philadelphia via trade prior to the 2023 season

2024 SEASON - EAGLES



2023 SEASON - EAGLES

- ▶ Appeared in four contests and saw action in 57 offensive snaps

COLLEGE HIGHLIGHTS

- ▶ Played collegiately at Missouri (2017-19), where he reocrded 79 recep-tions for 928 yards (11.7 avg.) and 17 TDs in 33 games (24 starts) ... As a redshirt junior, saw action in 11 games with nine starts, catching 26 passes for 306 yards (11.8 avg.) and a team-leading 6 TDs
- ▶ During his freshman season in 2017, earned All-SEC honors from the *Associated Press* after posting 415 yards on 29 receptions (14.3 avg.) ... Led all freshman WRs and TEs nationally with 11 receiving TDs

TRANSACTIONS

- ▶ **2020** - Drafted by DEN in 4th round (118th overall) ... **11/10/20** - Placed on Reserve/Injured ... **10/9/21** - Placed on Reserve/Injured ... **10/30/21** - Activated from Reserve/Injured ... **8/29/23** - Acquired by PHI with 2025 7th-round draft choice from DEN in exchange for 2025 6th-round draft choice ... **12/30/23** - Placed on Reserve/Injured ... **2/23/24** - Signed by PHI to 1-year contract ... **8/27/24** - Placed on Reserve/Injured

Nicknames: Big O, AO ... Hobbies: Fishing and playing video games ... Biggest influence: Both parents, credits his dad for coming from Africa and making something from nothing ... If he could play another sport: Golf ... If he could witness any sport moment: Seeing Usain Bolt set the 100-meter world record ... Favorite TV show: *Breaking Bad*



2024 GAME-BY-GAME STATISTICS (PHI)										
Date	Opp		GP/S	Rec	Yds	Avg	Lg	TD	Snaps	Pct
Sep 6	GB	W	0/0	RESERVE/INJURED						
Sep 16	Atl	L	0/0	RESERVE/INJURED						
Sep 22	at NO									
Sep 29	at TB									
Oct 13	Cle									
Oct 20	at NYG									
Oct 27	at Cin									
Nov 3	Jax									
Nov 10	at Dal									
Nov 14	Was									
Nov 24	at LAR									
Dec 1	at Bal									
Dec 8	Car									
Dec 15	Pit									
Dec 22	at Was									
Dec 29	Dal									
Jan 5	NYG									
Totals			0/0	0	0	---	--	0	0	0%





KYLE PHILIPS (PS)

WIDE RECEIVER | 86



Height: 5-11 Weight: 189 DOB: June 17th, 1999 (Age 25)
 NFL Experience: 3rd Year (1st with Eagles) Draft: D5-22 (163rd overall) by TEN Acquired: FA-24
 College: UCLA Hometown (HS): San Marcos, CA (San Marcos)

CAREER STATISTICS

Year	Team	GP/S	RECEIVING					OFF SNAPS	
			Rec	Yds	Avg	Lg	TD	No	Pct
2022	Tennessee	4/0	8	78	9.8	21	0	64	6%
2023	Tennessee	9/0	15	181	12.1	29	0	132	13%
2024	Philadelphia	0/0	0	0	---	--	0	0	0%
Totals		13/0	23	259	11.3	29	0	---	---

ADDITIONAL STATISTICS

Kickoff Returns: 1-13 - 2023 (1-13) Punt Returns: 9-85 - 2022 (2-62), 2023 (4-23)

Fumbles/Lost: 3/3 - 2022 (2/2), 2023 (1/1)

CAREER HIGHS

Receptions	6	9/11/22 vs. NYG
Receiving Yards	68	11/2/23 at Pit.
Receiving Long	29	11/12/23 at TB
Receiving TDs	--	---

2024 GAME-BY-GAME STATISTICS (PHI)

Date	Opp	GP/S	Rec	Yds	Avg	Lg	TD	Snaps	Pct
Sep 6	GB W	---	EAGLES PRACTICE SQUAD						
Sep 16	Atl L	---	EAGLES PRACTICE SQUAD						
Sep 22	at NO								
Sep 29	at TB								
Oct 13	Cle								
Oct 20	at NYG								
Oct 27	at Cin								
Nov 3	Jax								
Nov 10	at Dal								
Nov 14	Was								
Nov 24	at LAR								
Dec 1	at Bal								
Dec 8	Car								
Dec 15	Pit								
Dec 22	at Was								
Dec 29	Dal								
Jan 5	NYG								
Totals		0/0	0	0	---	--	0	0	0%

BIRDSEED

- ▶ Attended San Marcos (CA) High School, where he lettered in track and football ... Was rated a four-star football recruit who recorded over 1,300 yards receiving and also caught multiple interceptions on defense
- ▶ Majored in Political Science

CAREER HIGHLIGHTS

- ▶ Spent the first two years of his NFL career with the Titans (2022-23), appearing in 13 games and totaling 259 yards on 23 receptions (11.3 avg.)

2024 SEASON - EAGLES



2023 SEASON - TITANS

- ▶ Saw 132 offensive snaps in nine contests and registered 181 yards on 15 catches (12.1 avg)

COLLEGE HIGHLIGHTS

- ▶ Played collegiately at UCLA (2018-21), where he concluded his career ranked 4th on the school's all-time receptions list ... Totaled 1,821 yards on 163 catches (11.2 avg) with 17 TDs ... Also returned 25 punts for 496 yards (19.8 avg) and 2 TDs
- ▶ Earned first-team All-Pac-12 accolades in 2021 after catching 59 passes for 739 yards with 10 TDs (led conference) ... Finished the season ranked 2nd in the Pac-12 in receiving yards per game (67.1) ... Returned 9 punts for 203 yards (22.6 avg) en route to earning second-team All-Pac-12 as a returner

TRANSACTIONS

- ▶ **2022** - Drafted by TEN in 5th round (163rd overall) ... **10/25/22** - Placed on Reserve/Injured ... **8/31/23** - Placed on Reserve/Injured ... **8/28/24** - Placed on Reserve/Injured ... **8/29/24** - Activated from Reserve/Injured ... **8/29/24** - Waived by TEN ... **9/3/24** - Signed by PHI to practice squad





KENNY PICKETT

QUARTERBACK | 7



Height: 6-3 Weight: 220 DOB: June 6, 1998 (Age 26)
 NFL Experience: 3rd year (1st with Eagles) Draft: D1-22 (20th overall) by PIT Acquired: T-Pit-24
 College: Pittsburgh Hometown (HS): Oakhurst, NJ (Ocean Township)

CAREER STATISTICS

			PASSING										RUSHING					OFF SNAPS	
Year	Team	GP/S	Att	Cmp	Pct	Yds	Y/A	TD	Int	Lg	Sk/Yds	Rate	Att	Yds	Avg	Lg	TD	No	Pct
2022	Pittsburgh	13/12	389	245	63.0	2,404	6.2	7	9	57	27/182	76.7	55	237	4.3	23	3	804	69%
2023	Pittsburgh	12/12	324	201	62.0	2,070	6.4	6	4	72t	23/173	81.4	42	54	1.3	11	1	670	63%
2024	Philadelphia	0/0	0	0	---	0	---	0	0	--	0/0	---	0	0	---	--	0	0	0%
Totals		25/24	713	446	62.6	4,474	6.3	13	13	72t	50/355	78.8	97	291	3.0	23	4	---	---

PLAYOFFS

2023	Pittsburgh	0/0	0	0	---	0	---	0	0	--	0/0	---	0	0	---	--	0	0	0%
Totals		0/0	0	0	---	0	---	0	0	--	0/0	---	0	0	---	--	0	---	---

ADDITIONAL STATISTICS

Fumbles/Lost: 6/1 - 2022 (4/1), 2023 (2/0)

CAREER HIGHS

Pass Attempts	52	10/9/22 at Buf.
Completions	34	10/9/22 at Buf.
Passing Yards	327	10/9/22 at Buf.
Yards/Attempt	9.2	10/2/22 vs. NYJ
Passing Long	72t	9/24/23 at LV
Passing TDs	2	9/24/23 at LV
Completion %	76.9	10/2/22 vs. NYJ
Passer Rating	108.5	9/24/23 at LV
Rush Attempts	8	2x, last: 10/22/23 at LAR
Rushing Yards	51	11/13/22 vs. NO
Rushing Long	23	11/13/22 vs. NO
Rushing TDs	2	10/2/22 vs. NYJ



BIRDSEED

- ▶ Grew up an Eagles fan as his father, Ken, grew up in the Philadelphia area and raised his family in New Jersey ... Pickett prepped at Ocean Township (NJ) High School, where he was rated as the nation's No. 10 pro-style QB by 247Sports after throwing for 4,670 yards and 43 TDs and rushing for 873 yards and 17 TDs during his career
- ▶ Comes from an athletic family ... His father was an All-American LB at Shippensburg and his mother, Kasey, played soccer at Kutztown ... In addition, his sister, Alex, played soccer at East Stroudsburg
- ▶ Is a dedicated advocate of the Mya Lin Terry Foundation, which was developed to honor the memory and continue the legacy of Pickett's cousin, Mya, who passed away from leukemia when she was 10 years old ... Is a member of the board of trustees and annually represents the foundation through the NFL's My Cause My Cleats initiative

CAREER HIGHLIGHTS

- ▶ Originally selected by Pittsburgh in the 1st round (20th overall) of the 2022 NFL Draft ... Spent the first two years of his career with the Steelers, completing 446-of-713 (62.6) attempts for 4,474 yards (6.3 avg.), 13 TDs, 13 INTs and a 78.8 passer rating in 25 games (24 starts)
- ▶ In his first season with Pittsburgh, set franchise rookie records in pass attempts (389) and completions (245), while ranking 2nd in passing yards (2,404), passing TDs (7) and completion percentage (63.0%)

2024 SEASON - EAGLES



2023 SEASON - STEELERS

- ▶ Threw for 2,070 yards, 6 TDs, 4 INTs and a career-high 81.4 rating on 201-of-324 (62.0%) passing across 12 starts with Pittsburgh
- ▶ Completed 16-of-28 attempts for 235 yards (8.4 avg.), a career-high 2 TDs and a career-best 108.5 passer rating in the 23-18 victory at Las Vegas (9/24/23) ... During the first quarter, connected with Steelers WR Calvin Austin on a career-long 72-yard TD pass



2024 GAME-BY-GAME STATISTICS (PHI)

Date	Opp	GP/S	PASSING										RUSHING					OFF SNAPS		
			Att	Cmp	Pct	Yds	Y/A	TD	Int	Lg	Sk/Yds	Rate	Att	Yds	Avg	Lg	TD	No	Pct	
Sep 6	GB	W	DID NOT PLAY																	
Sep 16	Atl	L	DID NOT PLAY																	
Sep 22	at NO																			
Sep 29	at TB																			
Oct 13	Cle																			
Oct 20	at NYG																			
Oct 27	at Cin																			
Nov 3	Jax																			
Nov 10	at Dal																			
Nov 14	Was																			
Nov 24	at LAR																			
Dec 1	at Bal																			
Dec 8	Car																			
Dec 15	Pit																			
Dec 22	at Was																			
Dec 29	Dal																			
Jan 5	NYG																			
Totals			0/0	0	0	---	0	---	0	0	--	0/0	---	0	0	---	--	0	0	0%



First job: Maintenance worker at Ocean Beach Club (also worked as a lifeguard there) ... **Hobbies:** Fishing and golfing ... **If he could witness any sports moment:** Would go to a Conor McGregor UFC title fight ... **Favorite TV show:** *Entourage* ... **Favorite music:** Country (favorite artists are Morgan Wallen, Hardy and Luke Combs) ... **Favorite quote:** "The Man in the Arena" speech by Theodore Roosevelt

COLLEGE HIGHLIGHTS

- ▶ Played collegiately at Pittsburgh (2017-21), where he ended his career as the Panthers' all-time leader in total yards (13,112), passing yards (12,303), completions (1,045), total TDs (102) and passing TDs (81)
- ▶ Recognized as a first-team All-American as well as a Heisman Trophy and Maxwell Award (nation's most outstanding player) finalist following his senior campaign in 2021 ... Led Pitt to its first ACC Championship and helped the team win its most games (11) since 1981 ... Totaled 4,319 passing yards, 42 passing TDs (ACC single-season record) and 334 completions, all of which were tops in program history

TRANSACTIONS

- ▶ **2023** - Drafted by PIT in 1st round (20th overall) ... **3/15/24** - Acquired by PHI from PIT in exchange for 2024 3rd-round draft choice and pair of 2025 7th-round draft choices



ELI RICKS

CORNERBACK | 23



Height: 6-2 Weight: 188 DOB: Sept. 26, 2001 (Age 22)
 NFL Experience: 2nd Year (2nd with Eagles) Draft: UDFA-23 by PHI
 College: Alabama Hometown (HS): Rancho Cucamonga, CA (IMG Academy - Bradenton, FL)

CAREER STATISTICS

Year	Team	GP/S	TACKLES				PASS RUSH			INTERCEPTIONS					FUMBLES		DEF SNAPS	
			Total	Solo	Asst	TFL	Sacks	QBH	QBP	Int	Yds	Lg	TD	PD	FF	FR	No	Pct
2023	Philadelphia	16/0	18	12	6	1	0.0	0	0	0	0	--	0	3	0	0	301	26%
2024	Philadelphia	1/0	0	0	0	0	0.0	0	0	0	0	--	0	0	0	0	0	0%
Totals		17/0	18	12	6	1	0.0	0	0	0	0	--	0	3	0	0	---	---

PLAYOFFS

2023	Philadelphia	1/0	0	0	0	0	0.0	0	0	0	0	0	0	0	0	0	15	21%
Totals		1/0	0	0	0	0	0.0	0	0	0	0	0	0	0	0	0	15	21%

ADDITIONAL STATISTICS

Special Teams Tackles: 1 - 2023 (1) Postseason Special Teams Tackles: 1 - 2023 (1)

CAREER HIGHS

Tackles	4	11/5/23 vs. Dal.
Sacks	--	---
INTs	--	---
PDs	1	3x, last: 12/31/23 vs. Ari.
FFs	--	---
FRs	--	---



BIRDSEED

- ▶ Began his high school career at Mater Dei in Santa Ana, CA, where he won back-to-back national championships before transferring to IMG Academy in Bradenton, FL, for his senior year ... His performance at IMG Academy resulted in an invite to the All-American Bowl
- ▶ Rated the No. 1 CB in the 2020 recruiting class ... Earned the nickname of "Pick-6 Ricks" during his freshman season at LSU

CAREER HIGHLIGHTS

- ▶ Entered the NFL as an undrafted rookie with the Eagles in 2023 ... Was the only UDFA to make Philadelphia's roster out of training camp

2024 SEASON - EAGLES



2023 SEASON - EAGLES

- ▶ Appeared in 16 games after being the only UDFA to make the Eagles' roster out of training camp ... Recorded 18 tackles (12 solo) with 3 PDs and 1 TFL in 301 defensive snaps ... Made 1 special teams tackle

COLLEGE HIGHLIGHTS

- ▶ Played collegiately at LSU (2020-21) and Alabama (2022) ... Combined for 44 tackles, 10 PDs and 5 INTs with 2 TDs in 26 career games
- ▶ Appeared in 10 contests (five starts) during his lone season with the Crimson Tide in 2022 ... Totaled 13 tackles with 4 PDs
- ▶ Earned All-America honors from the *Associated Press* and FWAA as a freshman at LSU in 2020 ... Finished his debut season with 20 tackles, 5 PDs and 4 INTs ... Returned a pair of picks for TDs

TRANSACTIONS

- ▶ **2023** - Signed by PHI as UDFA



2024 GAME-BY-GAME STATISTICS (PHI)												
Date	Opp		GP/S	Tot	Solo	Sk	Int	PD	FF	FR	Snaps	Pct
Sep 6	GB	W	1/0	0	0	0.0	0	0	0	0	0	0%
Sep 16	Atl	L	0/0	INACTIVE								
Sep 22	at NO											
Sep 29	at TB											
Oct 13	Cle											
Oct 20	at NYG											
Oct 27	at Cin											
Nov 3	Jax											
Nov 10	at Dal											
Nov 14	Was											
Nov 24	at LAR											
Dec 1	at Bal											
Dec 8	Car											
Dec 15	Pit											
Dec 22	at Was											
Dec 29	Dal											
TBD	NYG											
Totals			1/0	0	0	0.0	0	0	0	0	0	0%



Hobbies: Watching Formula 1, MMA and soccer ... **Bucket list:** Travel to Fiji to see the water ... **Desired talent:** Jiu-jitsu ... **Biggest influence:** His mother ... **Moment left starstruck:** Saw Conor McGregor in a hotel ... **If he could play another sport, what position/team:** Left wing for Liverpool ... **Favorite movies:** *The Wolf of Wall Street* and *James Bond: No Time to Die* ... **Favorite TV show:** *Peaky Blinders*



KELEE RINGO

CORNERBACK | 22

(pronounced KEE-lee)

Height: 6-2 Weight: 207 DOB: June 27, 2002 (Age 22)
 NFL Experience: 2nd Year (2nd with Eagles) Draft: D4-23 (105th overall) by PHI
 College: Georgia Hometown (HS): Tacoma, WA (Saguaro - Scottsdale, AZ)



CAREER STATISTICS

Year	Team	GP/S	TACKLES				PASS RUSH			INTERCEPTIONS					FUMBLES		DEF SNAPS	
			Total	Solo	Asst	TFL	Sacks	QBH	QBP	Int	Yds	Lg	TD	PD	FF	FR	No	Pct
2023	Philadelphia	17/4	16	14	2	0	1.0	1	1	1	0	0	0	2	0	1	199	17%
2024	Philadelphia	2/0	0	0	0	0	0.0	0	0	0	0	--	0	0	0	0	6	5%
Totals		19/4	16	14	2	0	1.0	1	1	1	0	0	0	2	0	1	---	---

PLAYOFFS

2023	Philadelphia	1/0	2	1	1	0	0.0	0	0	0	0	--	0	0	0	0	35	50%
Totals		1/0	2	1	1	0	0.0	0	0	0	0	--	0	0	0	0	35	50%

ADDITIONAL STATISTICS

Special Teams Tackles: 5 - 2023 (5)

CAREER HIGHS

Tackles	5	12/25/23 vs. NYG
Sacks	1.0	1/7/24 at NYG
INTs	1	12/25/23 vs. NYG
PDs	1	2x, last: 12/25/23 vs. NYG
FFs	--	---
FRs	1	9/14/23 vs. Min.

Nicknames: Key, Lee, Ring ... **Hobbies:** Traveling, playing video games, watching/listening to podcasts ... **Biggest influence:** Credits his father for raising him with great positive energy and being a role model ... **Bucket list:** Travel to Bali and Cancun ... **If he could have a career outside of sports:** Own a real estate company ... **If he could witness any sports moment in person:** Malcolm Butler's interception in Super Bowl XLIX ... **Favorite sports moment:** His pick-6 that sealed the win in the National Championship vs. Alabama ... **Favorite music/artist:** Hip-hop, Rylo Rodriguez ... **Favorite TV show:** *The Boondocks*



BIRDSEED

- ▶ Has a special bond with his mother, Tralee Hale, who moved across the country to Athens, GA, to support her son's college football dreams ... Shortly after, she was diagnosed with triple-negative ductal carcinoma, a rare form of breast cancer ... She underwent surgery, multiple rounds of chemotherapy, and endured complications ... As she battled, she never missed a single game during Georgia's run to the 2022 CFP National Championship ... In February 2022, she was declared cancer free
- ▶ Alongside his mother, launched the Ringo Family Foundation during the 2023 offseason ... The aim of the foundation is to raise awareness and provide education on triple-negative breast cancer through outreach, education and treatment to improve outcomes for all women
- ▶ Originally born in Tacoma, WA, and moved to Scottsdale, AZ, as a sophomore, attending Saguaro High School ... Had only played RB and WR to that point, but his new coaches asked him to move to CB because they were thin at the position ... Went on to become a first-team All-America selection and five-star recruit, helping Saguaro to a state title

CAREER HIGHLIGHTS

- ▶ Selected by Philadelphia in the 3rd round (105th overall) of the 2023 NFL Draft ... Played in all 17 games (four starts) in his debut season

2024 SEASON - EAGLES



2023 SEASON - EAGLES

- ▶ Saw action in 199 defensive snaps over 17 games (four starts), totaling 16 tackles (14 solo) with 2 PDs, 1.0 sack and 1 FR ... Additionally appeared in the 2nd-most special teams snaps (305) on the team, trailing only **Josh Jobe** (323), while registering 5 special teams tackles
- ▶ Logged his first career INT when he picked off QB **Tyrod Taylor** as time expired in the 33-25 victory vs. N.Y. Giants (12/25/23)

COLLEGE HIGHLIGHTS

- ▶ A two-time CFP National Champion at Georgia (2021-22), where he had 76 tackles (63 solo), 19 PDs and 4 INTs in 30 career games (27 starts)



2024 GAME-BY-GAME STATISTICS (PHI)												
Date	Opp		GP/S	Tot	Solo	Sk	Int	PD	FF	FR	Snaps	Pct
Sep 6	GB	W	1/0	0	0	0.0	0	0	0	0	4	6%
Sep 16	Atl	L	1/0	0	0	0.0	0	0	0	0	2	3%
Sep 22	at NO											
Sep 29	at TB											
Oct 13	Cle											
Oct 20	at NYG											
Oct 27	at Cin											
Nov 3	Jax											
Nov 10	at Dal											
Nov 14	Was											
Nov 24	at LAR											
Dec 1	at Bal											
Dec 8	Car											
Dec 15	Pit											
Dec 22	at Was											
Dec 29	Dal											
TBD	NYG											
Totals			2/0	0	0	0.0	0	0	0	0	6	5%



- ▶ Started all 15 games as a redshirt sophomore in 2022, registering 42 tackles (37 solo), 9 PDs, 2 INTs and 1 FF en route to All-SEC honors
- ▶ Voted to the 2021 All-SEC Freshman Team after totaling 34 tackles (26 solo), 10 PDs and 2 INTs in 15 games (12 starts) ... Sealed the Bulldogs' victory vs. Alabama in the CFP National Championship with a 79-yard INT-TD, marking one of the greatest moments in program history

TRANSACTIONS

- ▶ **2023** - Drafted by PHI in 4th round (105th overall)



ISAIAH RODGERS

CORNERBACK | 34



Height: 5-10 Weight: 176 DOB: Jan. 7, 1998 (Age 26)
 NFL Experience: 4th Year (1st with Eagles) Draft: D6b-20 (211th overall) by IND Acquired: FA-23
 College: Massachusetts Hometown (HS): Tampa, FL (Blake)

ALL-ROOKIE: 2020

CAREER STATISTICS

Year	Team	GP/S	TACKLES				PASS RUSH			INTERCEPTIONS					FUMBLES		DEF SNAPS	
			Total	Solo	Asst	TFL	Sacks	QBH	QBP	Int	Yds	Lg	TD	PD	FF	FR	No	Pct
2020	Indianapolis	13/0	5	4	1	0	0.0	0	0	0	0	--	0	0	0	0	51	5%
2021	Indianapolis	17/1	49	39	10	1	0.0	0	0	3	24	12	0	7	0	0	525	48%
2022	Indianapolis	15/9	34	24	10	1	0.0	0	0	0	0	--	0	3	1	4	430	38%
2024	Philadelphia	0/0	0	0	0	0	0.0	0	0	0	0	--	0	0	0	0	0	0%
Totals		45/10	88	67	21	2	0.0	0	0	3	24	12	0	10	1	4	---	---

PLAYOFFS

2020	Indianapolis	1/0	0	0	0	0	0.0	0	0	0	0	--	0	1	0	0	5	8%
Totals		1/0	0	0	0	0	0.0	0	0	0	0	--	0	1	0	0	---	---

ADDITIONAL STATISTICS

Kickoff Returns: 61-1,645 - 2020 (24-692), 2021 (19-501), 2022 (18-452) **Kickoff Return TDs:** 1 - 2020 (1) **Punt Returns:** 3-25 - 2020 (1-12), 2022 (2-13)

Postseason Punt Returns: 2-59 - 2020 (2-59) **Fumbles/Lost:** 2/0 - 2021 (1/0), 2022 (1/0)

CAREER HIGHS

Tackles	6	4x, last: 12/17/22 at Min.
Sacks	--	---
INTs	1	3x, last: 1/2/22 vs. LV
PDs	2	2x, last: 11/13/22 at LV
FFs	1	11/6/22 at NE
FRs	1	4x, last: 12/17/22 at Min.

Nicknames: Fuzzy, Zay ... **Hobbies:** Being a father and bowling (once bowled seven strikes in a row through his legs) ... **Bucket list:** Travel to Tulum or Bora Bora ... **Jersey number significance:** Chose 34 because he was the 7th player drafted by the Colts (3+4), his birthday is on the 7th, and it had been 7 years since his father passed away when he was drafted in 2020 ... **Favorite athlete to watch now:** Kenny Moore ... **Favorite TV show:** SportsCenter



BIRDSEED

- ▶ His cousin, **Dominique Rodgers-Cromartie**, played CB for 12 seasons in the NFL (2008-19), including two years with the Eagles (2011-12) ... Considers Rodgers-Cromartie both a mentor and role model

CAREER HIGHLIGHTS

- ▶ Spent his first three NFL seasons in Indianapolis (2020-22), posting 88 tackles (67 solo), 10 PDs, 4 FRs, 3 INTs and 1 FF in 45 games (10 starts) ... Also returned 61 kickoffs for 1,645 yards (27.0 avg.) and 1 TD
- ▶ Named to the PFWA **All-Rookie** Team in 2020

NOTES TO KNOW

- ▶ In his most recent season in 2022, ranked 5th among NFL CBs in *PFF* defensive grade (82.1), trailing only **Sauce Gardner** (87.9), **Patrick Surtain II** (86.8), **Jalen Ramsey** (86.4) and **Charvarius Ward** (83.2) (min. 400 defensive snaps) ... Was also 5th in *PFF* coverage grade (81.5) among CBs that year, behind Gardner (90.0), Surtain II (86.7), **Patrick Peterson** (82.5) and **Jaire Alexander** (82.1) (min. 250 coverage snaps)

2024 SEASON - EAGLES



COLLEGE HIGHLIGHTS

- ▶ Played collegiately at Massachusetts (2016-19), appearing in 45 games and producing 188 tackles (126 solo), 46 PDs, 11 INTs (3 TDs), 4 FFs, 4 FRs and 1 punt return TD ... A three-time *Phil Steele* All-Independent Team selection ... As a senior in 2019, voted to the *PFF College* All-America First Team as a kick returner after leading the FBS with 1,295 yards on 53 kickoff returns (24.4 avg.)



2024 GAME-BY-GAME STATISTICS (PHI)													
Date	Opp		GP/S	Tot	Solo	Sk	Int	PD	FF	FR	Snaps	Pct	
Sep 6	GB	W	0/0	INACTIVE									
Sep 16	Atl	L	DID NOT PLAY										
Sep 22	at NO												
Sep 29	at TB												
Oct 13	Cle												
Oct 20	at NYG												
Oct 27	at Cin												
Nov 3	Jax												
Nov 10	at Dal												
Nov 14	Was												
Nov 24	at LAR												
Dec 1	at Bal												
Dec 8	Car												
Dec 15	Pit												
Dec 22	at Was												
Dec 29	Dal												
TBD	NYG												
Totals			0/0	0	0	0.0	0	0	0	0	0	0%	



TRANSACTIONS

- ▶ **2021** - Drafted by IND in 6th round (211th overall) ... **12/28/22** - Placed on Reserve/Injured ... **2/15/23** - Activated from Reserve/Injured ... **6/29/23** - Placed on Reserve/Suspended ... **6/29/23** - Waived by IND ... **8/28/23** - Signed by PHI ... **4/23/24** - Activated from Reserve/Suspended



MARCUS ROSEMY-JACKSAINT (PS)

WIDE RECEIVER | 43



Height: 6-1 Weight: 205 DOB: Jan. 8, 2002 (Age 22)
 NFL Experience: Rookie (1st with Eagles) Draft: UDFA-24 by WAS Acquired: FA-24
 College: Georgia Hometown (HS): Fort Lauderdale, FL (St. Thomas Aquinas)

CAREER STATISTICS

Year	Team	GP/S	RECEIVING					OFF SNAPS	
			Rec	Yds	Avg	Lg	TD	No	Pct
2024	Philadelphia	0/0	0	0	---	--	0	0	0%
Totals		0/0	0	0	---	--	0	---	---

CAREER HIGHS

Receptions	--	---
Receiving Yards	--	---
Receiving Long	--	---
Receiving TDs	--	---

2024 GAME-BY-GAME STATISTICS (PHI)

Date	Opp	GP/S	Rec	Yds	Avg	Lg	TD	Snaps	Pct
Sep 6	GB W	---	EAGLES PRACTICE SQUAD						
Sep 16	Atl L	---	EAGLES PRACTICE SQUAD						
Sep 22	at NO								
Sep 29	at TB								
Oct 13	Cle								
Oct 20	at NYG								
Oct 27	at Cin								
Nov 3	Jax								
Nov 10	at Dal								
Nov 14	Was								
Nov 24	at LAR								
Dec 1	at Bal								
Dec 8	Car								
Dec 15	Pit								
Dec 22	at Was								
Dec 29	Dal								
Jan 5	NYG								
Totals		0/0	0	0	---	--	0	0	0%

BIRDSEED

- ▶ Attended St. Thomas Aquinas (FL) High School, where he was unanimously ranked as a top-10 WR nationally by the major recruiting services ... Helped Aquinas record a perfect 14-0 record and win the FHSAA 7A State Championship in 2019
- ▶ Majored in Housing Management and Policy

2024 SEASON - EAGLES



COLLEGE HIGHLIGHTS

- ▶ A two-time CFP champion who played collegiately at Georgia (2020-23) ... Saw action in 47 games (23 starts), recording 1,028 yards on 74 catches with 7 TDs ... Also appeared on the special teams unit where he recorded six career tackles
- ▶ As a senior in 2023, he posted career highs in receptions (34), receiving yards (535) and touchdowns (4) ... His 4 TD scores tied for second on the team, trailing only **Brock Bowers** (6)

TRANSACTIONS

- ▶ **2024** - Signed by WAS as UDFA ... **8/27/24** - Waived by WAS ... **8/28/24** - Signed by PHI to practice squad





ANDRE SAM (PS)

SAFETY | 31



Height: 5-10 Weight: 194 DOB: Feb. 9, 1999 (Age 25)
 NFL Experience: Rookie (1st with Eagles) Draft: UDFA-24 by PHI
 College: LSU Hometown (HS): Iowa, LA (Iowa)

COLLEGE STATISTICS

Year	Team	GP/S	TACKLES				PASS RUSH			INTERCEPTIONS					FUMBLES		DEF SNAPS		
			Total	Solo	Asst	TFL	Sacks	QBH	QBP	Int	Yds	Lg	TD	PD	FF	FR	No	Pct	
2024	Philadelphia	0/0	0	0	0	0	0.0	0	0	0	0	0	--	0	0	0	0	0	0%
Totals		0/0	0	0	0	0	0.0	0	0	0	0	0	--	0	0	0	0	0	0%

CAREER HIGHS

Tackles	--	--
Sacks	--	--
INTs	--	--
PDs	--	--
FFs	--	--
FRs	--	--

2024 GAME-BY-GAME STATISTICS (PHI)

Date	Opp	GP/S	Tot	Solo	Sk	Int	PD	FF	FR	Snaps	Pct
Sep 6	GB	W	EAGLES PRACTICE SQUAD								
Sep 16	Atl	L	EAGLES PRACTICE SQUAD								
Sep 22	at NO										
Sep 29	at TB										
Oct 13	Cle										
Oct 20	at NYG										
Oct 27	at Cin										
Nov 3	Jax										
Nov 10	at Dal										
Nov 14	Was										
Nov 24	at LAR										
Dec 1	at Bal										
Dec 8	Car										
Dec 15	Pit										
Dec 22	at Was										
Dec 29	Dal										
TBD	NYG										
Totals		0/0	0	0	0.0	0	0	0	0	0	0%

BIRDSEED

- ▶ After losing his father at 6 years old and his grandfather not long after that, developed a stutter that he has had to manage most of his life ... His personal battle has helped him serve as a role model for young people with speech impediments ... Has gained more confidence in speaking over the years and wants to inspire others to be resilient
- ▶ Graduated from Iowa (LA) High School with zero stars and zero offers ... Walked on at McNeese State and quickly earned a scholarship

2024 SEASON - EAGLES



COLLEGE HIGHLIGHTS

- ▶ Spent seven seasons at the collegiate level between McNeese State (2017-21), Marshall (2022) and LSU (2023) ... Combined for 317 tackles, 30 PDs, 11 TFLs, 9 INTs, 1 FF and 1 FR in 58 games (53 starts)
- ▶ Voted LSU's Defensive Player of the Year after the 2023 season, when he led the Tigers with 3 INTs while posting a career-high 85 tackles
- ▶ Received consecutive first-team All-Southland Conference accolades following the 2020 and 2021 campaigns at McNeese State

TRANSACTIONS

- ▶ **2024** - Signed by PHI as UDFA ... **8/27/24** - Waived by PHI ... **8/28/24** - Signed by PHI to practice squad





WILL SHIPLEY

RUNNING BACK | 28



Height: 5-11 Weight: 209 DOB: Aug. 29, 2002 (Age 22)
 NFL Experience: Rookie (1st with Eagles) Draft: D4-24 (127th overall) by PHI
 College: Clemson Hometown (HS): Weddington, NC (Weddington)

CAREER STATISTICS

Year	Team	GP/S	RUSHING					RECEIVING					TYS	OFF SNAPS	
			Att	Yds	Avg	Lg	TD	Rec	Yds	Avg	Lg	TD		No	Pct
2024	Philadelphia	2/0	0	0	---	--	0	0	0	---	--	0	0	4	3%
Totals		2/0	0	0	---	--	0	0	0	---	--	0	0	---	---

ADDITIONAL STATISTICS

Special Teams Tackles: 2 - 2024 (2)

CAREER HIGHS

Rush Attempts	--	---
Rushing Yards	--	---
Rushing Long	--	---
Rushing TDs	--	---
Receptions	--	---
Receiving Yards	--	---
Receiving Long	--	---
Receiving TDs	--	---
Scrimmage Yards	--	---
Scrimmage TDs	--	---

Nickname: Ship ... Hobbies: Playing video games and cooking (is very interested in culinary arts) ... Little-known fact: Taekwondo was his first sport and lacrosse was his second sport ... If he could have a career outside of sports: Real estate ... One food he would never eat: Brussels sprouts ... Favorite athletes to watch: James Shipley (brother) and Anthony Edwards ... Favorite movie: *The Blindside* ... Favorite TV show: *Suits* ... Favorite music genre: Christian rap



BIRDSEED

- ▶ His brother, James, played lacrosse at the University of Pennsylvania from 2020-23 and earned second-team All-Ivy League honors in 2022 ... The competitive brothers are very close and captured state titles together in football and lacrosse at Weddington (NC) High School
- ▶ Named a semifinalist for the Wuerffel Trophy (nation's most impactful leader in community service and academic achievement) and was Clemson's ninth all-time selection to the AFCA Good Works Team for his charitable endeavors ... Fundraised \$10,000 for Levine Children's Hospital in the Charlotte Metro area ... Also helped establish the "1 CLEM5ON" endowment to provide resources to Clemson students
- ▶ Graduated from Clemson with a 4.0 GPA in management
- ▶ Recognized as a five-star recruit for lacrosse in high school

2024 SEASON - EAGLES



COLLEGE HIGHLIGHTS

- ▶ Played collegiately at Clemson (2021-23), rushing for 2,747 yards and 31 TDs on 526 attempts (5.2 avg.) while hauling in 85 passes for 602 yards and 2 TDs in 36 career games (27 starts) ... Returned 34 kickoffs for 904 yards ... Finished his career among the top-10 in Clemson history in total TDs (33), rushing TDs (31), 100+ yard rushing games (10), all-purpose yards (4,253) and kickoff return yards (904)
- ▶ Became the first player in ACC history to receive first-team all-conference honors at three different positions (RB, all-purpose, specialist) during the 2022 campaign ... Rushed for 1,182 yards and 15 TDs and tallied 242 yards on 38 catches en route to helping Clemson win the ACC Championship and earn an Orange Bowl appearance
- ▶ Earned second-team Freshman All-America honors in 2021 ... Posted 738 yards and 11 TDs on 149 carries (5.0 avg.) ... His 11 rushing TDs were the 2nd-most by a Clemson true freshman since 1972

TRANSACTIONS

- ▶ **2024** - Drafted by PHI in 4th round (127th overall)



2024 GAME-BY-GAME STATISTICS (PHI)

			RUSHING					RECEIVING					OFF SNAPS		
Date	Opp	GP/S	Att	Yds	Avg	Lg	TD	Rec	Yds	Avg	Lg	TD	TYS	No	Pct
Sep 6	GB	W	1/0	0	0	---	--	0	0	0	---	--	0	4	5%
Sep 16	Atl	L	1/0	0	0	---	--	0	0	0	---	--	0	0	0%
Sep 22	at NO														
Sep 29	at TB														
Oct 13	Cle														
Oct 20	at NYG														
Oct 27	at Cin														
Nov 3	Jax														
Nov 10	at Dal														
Nov 14	Was														
Nov 24	at LAR														
Dec 1	at Bal														
Dec 8	Car														
Dec 15	Pit														
Dec 22	at Was														
Dec 29	Dal														
Jan 5	NYG														
Totals			2/0	0	0	---	--	0	0	0	---	--	0	4	3%



DARIUS SLAY

CORNERBACK | 2



Height: 6-0 Weight: 190 DOB: Jan. 1, 1991 (Age 33)
 NFL Experience: 12th Year (5th with Eagles) Draft: D2-13 (36th overall) by DET Acquired: T-Det-20
 College: Mississippi State Hometown (HS): Brunswick, GA (Brunswick)

ALL-PRO: 2017 PRO BOWL: 2018, 2019, 2020, 2022, 2023, 2024

CAREER STATISTICS

Year	Team	GP/S	TACKLES				PASS RUSH			INTERCEPTIONS					FUMBLES		DEF SNAPS	
			Total	Solo	Asst	TFL	Sacks	QBH	QBP	Int	Yds	Lg	TD	PD	FF	FR	No	Pct
2013	Detroit	13/4	31	25	6	0	0.0	0	N/A	0	0	--	0	5	0	0	338	33%
2014	Detroit	16/16	60	47	13	1	0.0	0	N/A	2	42	40	0	17	0	0	1,012	97%
2015	Detroit	16/16	58	47	11	1	0.0	0	N/A	2	0	0	0	13	0	0	994	95%
2016	Detroit	13/13	44	43	1	1	1.0	1	1	2	24	13	0	13	1	0	731	71%
2017	Detroit	16/16	60	54	6	1	0.0	0	0	8	73	37	0	26	0	1	1,064	98%
2018	Detroit	15/15	43	40	3	1	0.0	0	0	3	107	67t	1	17	0	0	875	89%
2019	Detroit	14/14	46	36	10	0	0.0	0	0	2	19	19	0	13	0	1	858	75%
2020	Philadelphia	15/14	59	53	6	2	0.0	0	1	1	25	25	0	6	0	0	884	80%
2021	Philadelphia	16/16	52	40	12	5	0.0	0	0	3	76	51t	1	9	0	2	955	85%
2022	Philadelphia	17/17	55	40	15	0	0.0	0	0	3	17	19	0	14	0	0	1,003	91%
2023	Philadelphia	12/12	57	48	9	1	0.0	0	0	2	86	70t	1	15	0	0	809	70%
2024	Philadelphia	2/2	8	5	3	0	0.0	0	0	0	0	--	0	0	1	0	128	100%
Totals		165/155	573	478	95	13	1.0	1	---	28	469	70t	3	148	2	4	---	---

PLAYOFFS

2014	Detroit	1/1	0	0	0	0	0.0	0	N/A	0	0	--	0	1	0	0	61	98%
2016	Detroit	1/1	2	1	1	0	0.0	0	0	0	0	--	0	0	0	0	70	96%
2021	Philadelphia	1/1	5	4	1	0	0.0	0	0	0	0	--	0	1	0	0	71	97%
2022	Philadelphia	3/3	12	8	4	0	0.0	0	0	0	0	--	0	1	0	0	144	94%
2023	Philadelphia	1/1	6	4	2	0	0.0	0	0	0	0	0	0	0	0	0	65	93%
Totals		7/7	25	17	8	0	0.0	0	---	0	0	--	0	3	0	0	---	---

ADDITIONAL STATISTICS

Fumble Recovery TDs: 2 - 2021 (2) Special Teams Tackles: 2013 (3), 2014 (1), 2015 (1) Offensive Snaps: 2 - 2021 (2)

CAREER HIGHS

Tackles	11	10/1/23 vs. Was.
Sacks	1.0	10/2/16 at Chi.
INTs	2	4x, last: 9/19/22 vs. Min.
PDs	5	9/19/22 vs. Min.
FFs	1	2x, last: 9/6/24 vs. GB
FRs	1	4x, last: 10/31/21 at Det.

BIRDSEED

- ▶ Goes by "Slay" or "Big Play Slay" ... Only his grandmother has permission to call him "Darius" ... His father, Darius Sr., calls him "Junior"
- ▶ Slay was born when Darius Sr. and his mother, Stephanie Lowe, were just 14 and 13 years old, respectively ... Considers his mother a 'big sister' who is one of his best friends in life as well as his idol
- ▶ His oldest son, Darion, was born when Slay was 15 years old ... Was forced to grow up quickly and understood that he had to treat school more seriously ... Darion pushed Slay to become the best version of himself and also drove him toward the NFL ... Treats Darion like he is his younger brother and connects with him through football
- ▶ Married to his wife, Jennifer, who he views as one of his biggest influences ... Jennifer played basketball at Southwest Oklahoma State
- ▶ In 2018, opened the Big Play Slay Center of Excellence, which is an academic center in his hometown of Brunswick, GA





2024 GAME-BY-GAME STATISTICS (PHI)												
Date	Opp		GP/S	Tot	Solo	Sk	Int	PD	FF	FR	Snaps	Pct
Sep 6	GB	W	1/1	3	2	0.0	0	0	1	0	67	100%
Sep 16	Atl	L	1/1	5	3	0.0	0	0	0	0	61	100%
Sep 22	at NO											
Sep 29	at TB											
Oct 13	Cle											
Oct 20	at NYG											
Oct 27	at Cin											
Nov 3	Jax											
Nov 10	at Dal											
Nov 14	Was											
Nov 24	at LAR											
Dec 1	at Bal											
Dec 8	Car											
Dec 15	Pit											
Dec 22	at Was											
Dec 29	Dal											
TBD	NYG											
Totals			2/2	8	5	0.0	0	0	1	0	128	100%



Nicknames: Slay or Big Play ... **Hobbies:** "I'm great at every game I stream." ... Also enjoys golf and playing with his kids ... **Biggest influence in his life:** His son ... **If he could play another sport:** Basketball, would love to play for the Los Angeles Lakers because of Kobe Bryant, but would also play with Paul George or Kevin Durant ... **If he could witness any sports moment:** Kobe's 81-point game against Toronto ... **Favorite sports moment:** Playing in Super Bowl LVII ... **Favorite movie:** *Life* ... **Favorite TV show:** *Scooby Doo*

MULTI-INTERCEPTION GAMES		
Date	Opponent	INT
9/19/22	vs. Minnesota Vikings (W, 24-7)	2
10/10/21	at Carolina Panthers (W, 21-18)	2
12/16/17	vs. Chicago Bears (W, 20-10)	2
9/24/17	vs. Atlanta Falcons (L, 26-30)	2

CAREER HIGHLIGHTS

- ▶ Is a six-time **Pro Bowl** honoree (2018, '19, '20, '22, '23, '24) ... Also named first-team **All-Pro** by the *Associated Press* in 2017
- ▶ Voted a team captain for the first time in his career in 2022, when he helped the Eagles defense make a Super Bowl LVII appearance
- ▶ Spent the first seven years of his career with Detroit (2013-19) ... Led the NFL with a career-high 8 INTs (tied) and 26 PDs in 2017

NOTES TO KNOW

- ▶ Leads all NFL players with 148 PDs since the 2013 campaign

2024 SEASON - EAGLES

- ▶

2023 SEASON - EAGLES

- ▶ Earned his sixth **Pro Bowl** nod in seven seasons, including his third in a row and fourth overall with the Eagles ... Recorded 57 tackles (48 solo) with a team-leading 15 PDs and 2 INTs (1 TD) in 12 appearances
- ▶ Intercepted Dolphins QB **Tua Tagovailoa** at the goal line in the fourth quarter of the 31-17 win vs. Miami (10/22/23) ... The takeaway helped set up an Eagles TD drive that gave the game its final score
- ▶ Posted 3 PDs with a 70-yard INT-TD in the 25-20 win at New England (9/10/23) ... His 3rd career pick-6 was the longest INT-TD by an Eagle since **Malcolm Jenkins'** 99-yard return on 12/6/15 at New England

COLLEGE HIGHLIGHTS

- ▶ Played collegiately at Itawamba Community College (Fulton, MS) (2009-10) and Mississippi State (2011-12)
- ▶ Earned All-SEC honors as a senior at Mississippi State in 2012, when he recorded 40 tackles (26 solo) with a career-high 5 INTs, including 1 TD ... Totaled 24 tackles (16 solo) and 1 INT-TD as a junior in 2011
- ▶ Named MACJC First Team All-State following his sophomore year at Itawamba in 2010, registering 32 tackles, 1 FF and 1 FR
- ▶ As a freshman in 2009, produced 41 tackles, 2 FFs and 1.0 sack en route to MACJC First Team All-State recognition

TRANSACTIONS

- ▶ **2013** - Drafted by DET in 2nd round (36th overall) ... **7/26/16** - Signed by DET to 4-year contract extension ... **7/25/19** - Placed on Reserve/Non-Football Injury ... **8/2/19** - Activated from Reserve/Non-Football Injury ... **3/19/20** - Acquired by PHI from DET in exchange for 2020 3rd-round and 5th-round draft choices ... **3/16/23** - Signed by PHI to 2-year contract extension



AINIAS SMITH (IR)

WIDE RECEIVER | 82

(pronounced uh-NYE-us)

Height: 5-9 Weight: 176 DOB: May 31, 2001 (Age 23)
 NFL Experience: Rookie (1st with Eagles) Draft: D5a-24 (152nd overall) by PHI
 College: Texas A&M Hometown (HS): Missouri City, TX (Dulles)



CAREER STATISTICS

Year	Team	GP/S	RECEIVING					OFF SNAPS	
			Rec	Yds	Avg	Lg	TD	No	Pct
2024	Philadelphia	0/0	0	0	---	--	0	0	0%
Totals		0/0	0	0	---	--	0	---	---

CAREER HIGHS

Receptions	--	---
Receiving Yards	--	---
Receiving Long	--	---
Receiving TDs	--	---

Nicknames: A-Nod or Sub-Zero ... **Hobbies:** Fishing, hunting, playing video games, reading ... **Surprisingly good at:** Backflips ... **If he could play another sport, what position/team:** Shortstop or left field, Philadelphia Phillies ... **If he could have a career outside of sports:** Continue to grow his family's organization, the Heavenbound Christian League ... **Food he would never eat:** Chitlins ... **Favorite movie:** *Hardball* ... **Favorite TV show:** *Law & Order* ... **Favorite music:** Rap and R&B (NBA Youngboy, Cash Cobain, Gunna and Larry June)

2024 GAME-BY-GAME STATISTICS (PHI)

Date	Opp	GP/S	Rec	Yds	Avg	Lg	TD	Snaps	Pct
Sep 6	GB W	0/0	RESERVE/INJURED						
Sep 16	Atl L	0/0	RESERVE/INJURED						
Sep 22	at NO								
Sep 29	at TB								
Oct 13	Cle								
Oct 20	at NYG								
Oct 27	at Cin								
Nov 3	Jax								
Nov 10	at Dal								
Nov 14	Was								
Nov 24	at LAR								
Dec 1	at Bal								
Dec 8	Car								
Dec 15	Pit								
Dec 22	at Was								
Dec 29	Dal								
Jan 5	NYG								
Totals		0/0	0	0	---	--	0	0	0%

BIRDSEED

- ▶ His brother, **Maurice Smith**, played safety at Alabama (2013-15) and Georgia (2016) and was signed by the Dolphins as an undrafted rookie in 2017 ... Maurice held NFL stints with Miami (2017-18), Washington (2019), Cincinnati (2020) and Tennessee (2020) before being selected by the Vegas Vipers in the 2023 XFL Draft (now known as the UFL)
- ▶ His parents, Samyra and Maurice Sr., oversee the Heavenbound Christian League, which is a program close to Smith's heart ... The organization, which has been in operation for more than two decades, aims to build Christian student-athletes and better them along the way

2024 SEASON - EAGLES



COLLEGE HIGHLIGHTS

- ▶ Played collegiately at Texas A&M (2019-23), finishing his career as the only SEC player to record 2,000+ receiving yards, 250+ rushing yards, 250+ punt return yards and 250+ kickoff return yards ... Totaled 2,407 yards and 19 TDs on 180 catches (13.4 avg.) and rushed for 405 yards and 4 TDs on 72 carries (5.6 avg.) ... Also added 50 punt returns for 836 yards (10.2 avg.) and 20 kickoff returns for 360 yards (18.0 avg.)
- ▶ Led the Aggies with 795 yards on 53 receptions (15.0 avg.) with 2 TDs in 2023 ... Earned first-team All-SEC honors as an all-purpose player and return specialist after amassing a team-high 1,204 all-purpose yards with 285 punt return yards ... Registered 22 plays of 20+ yards
- ▶ Produced 509 yards and 6 TDs on 47 catches in 12 games in 2021 ... Played RB at Texas A&M as a sophomore in 2020 before switching to WR late in the season, ending with 564 yards on 43 receptions (13.1 avg.) and 293 yards on 49 carries (5.9 avg.) with 10 total TDs

TRANSACTIONS

- ▶ **2024** - Drafted by PHI in 5th round (152nd overall) ... **8/27/24** - Placed on Reserve/Injured





DEVONTA SMITH

WIDE RECEIVER | 6



Height: 6-0 Weight: 170 DOB: Nov. 14, 1998 (Age 25)
 NFL Experience: 4th Year (4th with Eagles) Draft: D1-21 (10th overall) by PHI
 College: Alabama Hometown (HS): Amite, LA (Amite)

CAREER STATISTICS

Year	Team	GP/S	RECEIVING					OFF SNAPS	
			Rec	Yds	Avg	Lg	TD	No	Pct
2021	Philadelphia	17/16	64	916	14.3	46	5	916	82%
2022	Philadelphia	17/17	95	1,196	12.6	45	7	1,083	92%
2023	Philadelphia	16/16	81	1,066	13.2	63t	7	1,043	91%
2024	Philadelphia	2/2	14	160	11.4	25	1	147	100%
Totals		52/51	254	3,338	13.2	63t	20	---	---

PLAYOFFS

Year	Team	GP/S	Rec	Yds	Avg	Lg	TD	No	Pct
2021	Philadelphia	1/1	4	60	15.0	31	0	66	100%
2022	Philadelphia	3/3	15	197	13.1	45	1	208	95%
2023	Philadelphia	1/1	8	148	18.5	55	0	57	97%
Totals		5/5	27	405	15.0	55	1	---	---

ADDITIONAL STATISTICS

Fumbles/Lost: 2/2 - 2021 (1/1), 2022 (1/1) Punt Returns: 2-15 - 2022 (2-15)

CAREER HIGHS

Receptions	10	10/9/22 at Ari.
Receiving Yards	169	9/25/22 at Was.
Receiving Long	63t	9/14/23 vs. Min.
Receiving TDs	2	2x, last: 12/24/22 at Dal.

Nicknames: Smitty, Slim Reaper, Skinny Batman ... **Place he'd like to visit:** Tokyo, Japan ... **Hidden talent:** Cooking ... **If he could play another sport, what position:** Basketball, point guard ... **What his job would be if he wasn't playing football:** "Probably detailing cars. That was my first job at the car wash." ... **Favorite athlete growing up:** Former Saints QB Aaron Brooks ... **Favorite pregame music:** "It's got to be Lil Boosie. For some reason, I listen to 'Candy Rain' (by Soul for Real) the whole time I'm stretching. I don't change the song. It's on repeat, the entire time, on loop." ... **Favorite movie:** *I'm Bout It* by Master P ... **Favorite food:** "Crawfish étouffée. That's Louisiana stuff."



BIRDSEED

- ▶ Hosts the DeVonta Smith & Friends Celebrity Softball Game annually at the Lehigh Valley IronPigs (Philadelphia Phillies' Triple-A affiliate) stadium in Allentown, PA ... The fundraiser's teams feature a number of Eagles teammates and other players from across the league
- ▶ Is the son of Christina Smith-Sylve, who is a social worker, and Kelvin Dickerson, who manages a car-detailing business ... Also has a younger brother, Christian, who plays RB at Amite (LA) High School ... Bought a brand new home for his mother during the 2021 offseason
- ▶ Credits much of his success to his barber, Vincent Sanders, who became his mentor growing up ... Sanders helped reinforce that football was meant to be a part of Smith's future and drove him to camps
- ▶ Considers himself an excellent cook ... Admits that he doesn't always have the patience for cooking, so if he is making something, it means he really wants whatever it is ... Loves making crawfish étouffée from scratch or jambalaya ... Says his mother taught him how to cook
- ▶ Has represented the Eagles Autism Foundation through the NFL's *My Cause My Cleats* campaign ... The foundation helps support impactful autism research and care to improve the lives of affected individuals and families while aiming to drive scientific breakthroughs

CAREER HIGHLIGHTS

- ▶ Logged the most single-game receiving yards (148) in Eagles playoff history in the NFC Wild Card Playoff at Tampa Bay on 1/15/24
- ▶ Produced 100 yards on 7 receptions (14.3 avg.) in Super Bowl LVII vs. Kansas City on 2/12/23, becoming the third player in Eagles history to have 100+ receiving yards in a Super Bowl ... Joined **Terrell Owens** (122) in Super Bowl XXXIX vs. New England on 2/6/05 and also **Corey Clement** (100) in Super Bowl LII at New England on 2/4/18
- ▶ With a career-high 1,196 receiving yards in 2022, teamed up with **A.J. Brown** (1,496) to become the Eagles' first 1,000+ yard receiving duo ... The tandem then repeated the feat during the 2023 campaign
- ▶ Totaled a career-high 95 receptions in 2022, marking a then-franchise record for the most catches by a WR (**A.J. Brown** - 106 in 2023)
- ▶ Set the team rookie record for receiving yards (916) in 2021, breaking the previous mark owned by **DeSean Jackson** in 2008 (912)

NOTES TO KNOW

- ▶ Is one of seven NFL WRs with 80+ catches, 1,000+ yards and 7+ TDs in each of the last two seasons (2022-23), joining **Davante Adams**, **A.J. Brown**, **Ja'Marr Chase**, **Stefon Diggs**, **Tyreek Hill** and **CeeDee Lamb**
- ▶ Holds franchise records for the most receptions (240) and receiving yards (3,178) by an Eagle during their first three NFL seasons

2024 SEASON - EAGLES



2023 SEASON - EAGLES

- ▶ Finished with 1,066 yards and a career-high-tying 7 TDs on 81 catches (13.2 avg.) ... Marked his second consecutive 1,000+ yard campaign ... Also tied for the 3rd-most receiving TDs of 25+ yards (4) in the NFL



2024 GAME-BY-GAME STATISTICS (PHI)										
Date	Opp		GP/S	Rec	Yds	Avg	Lg	TD	Snaps	Pct
Sep 6	GB	W	1/1	7	84	12.0	25	0	76	100%
Sep 16	Atl	L	1/1	7	86	10.9	19	1	71	100%
Sep 22	at NO									
Sep 29	at TB									
Oct 13	Cle									
Oct 20	at NYG									
Oct 27	at Cin									
Nov 3	Jax									
Nov 10	at Dal									
Nov 14	Was									
Nov 24	at LAR									
Dec 1	at Bal									
Dec 8	Car									
Dec 15	Pit									
Dec 22	at Was									
Dec 29	Dal									
Jan 5	NYG									
Totals			2/2	14	160	11.4	25	1	147	100%

MULTI-TOUCHDOWN GAMES		
Date	Opponent	TD
12/24/22	at Dallas Cowboys (L, 34-40)	2
11/14/21	at Denver Broncos (W, 30-13)	2



MOST RECEIVING YARDS		
Date	Opponent	Yds
9/25/22	at Washington Commanders (W, 24-8)	169
1/15/24	at Tampa Bay Buccaneers (NFCW) (L, 9-32)	148
9/14/23	vs. Minnesota Vikings (W, 34-28)	131
12/18/22	at Chicago Bears (W, 25-20)	126
10/3/21	vs. Kansas City Chiefs (L, 30-42)	122
11/7/21	vs. Los Angeles Chargers (L, 24-27)	116
1/1/23	vs. New Orleans Saints (L, 10-20)	115
12/24/22	at Dallas Cowboys (L, 34-40)	113
11/26/23	vs. Buffalo Bills (W, 37-34)	106
12/4/22	vs. Tennessee Titans (W, 35-10)	102

- ▶ Produced the most single-game receiving yards (148) in Eagles playoff history in the NFC Wild Card Playoff at Tampa Bay (1/15/24)
- ▶ Hauled in 7 receptions for 106 yards (15.1 avg.) in the 37-34 win vs. Buffalo (11/26/23) ... Caught a 15-yard TD in the fourth quarter to trim the Eagles' deficit during the come-from-behind OT victory
- ▶ Led the Eagles with 99 yards on 6 receptions (16.5 avg.) in the 21-17, fourth-quarter comeback at Kansas City (11/20/23) ... Caught a 41-yard pass during the fourth quarter that set up for a 1-yard rushing TD by **Jalen Hurts** that gave the Eagles a lead they did not surrender
- ▶ Produced 131 yards and 1 TD on 4 receptions (32.8 avg.) in the 34-28 win vs. Minnesota (9/14/23) ... Posted a 54-yard catch on the Eagles' opening drive and secured a 63-yard TD pass from **Jalen Hurts** in the third quarter ... Became the first Eagle with multiple 50+ yard catches in a game since **DeSean Jackson** on 9/8/19 vs. Washington

COLLEGE HIGHLIGHTS

- ▶ Played collegiately at Alabama (2017-20), where he caught 235 passes for 3,965 yards and 46 TDs in 54 career games ... Finished as the SEC's all-time leader in receiving yards and TDs (5th-most in NCAA history)
- ▶ Voted the 2020 Heisman Trophy winner after leading the NCAA in receptions (117), receiving yards (1,856) and receiving TDs (23) ... Became the first WR to capture the Heisman Trophy since Desmond Howard in 1991 ... Also became just the third player in Crimson Tide history to do so, joining **Derrick Henry** (2015) and **Mark Ingram** (2009)
- ▶ Recognized as the 2020 *Associated Press* Player of the Year (first WR to ever win the award) ... Also honored as the Biletnikoff Award winner (presented to the nation's top receiver), Paul Hornung Award recipient (awarded to the nation's most versatile player), a unanimous first-team All-America selection and SEC Offensive Player of the Year
- ▶ A two-time CFP National Champion (2017 and 2020) ... Selected as the Offensive MVP of the 2021 CFP National Championship Game after posting 12 receptions for 215 yards (17.9 avg.) and 3 TDs in the first half, shattering seven school, conference and CFP records

TRANSACTIONS

- ▶ **2021** - Drafted by PHI in 1st round (10th overall) ... **4/15/24** - 5th-year option exercised by PHI ... Agreed to terms with PHI on 3-year contract extension



NOLAN SMITH

OUTSIDE LINEBACKER | 3



Height: 6-2 Weight: 238 DOB: Jan. 18, 2001 (Age 23)
 NFL Experience: 2nd Year (2nd with Eagles) Draft: D1b-23 (30th overall) by PHI
 College: Georgia Hometown (HS): Savannah, GA (IMG Academy - Bradenton, FL)

CAREER STATISTICS

Year	Team	GP/S	TACKLES				PASS RUSH			INTERCEPTIONS					FUMBLES		DEF SNAPS	
			Total	Solo	Asst	TFL	Sacks	QBH	QBP	Int	Yds	Lg	TD	PD	FF	FR	No	Pct
2023	Philadelphia	17/0	13	6	7	1	1.0	3	5	0	0	--	0	0	0	0	188	16%
2024	Philadelphia	2/0	2	1	1	0	0.0	0	2	0	0	--	0	0	0	0	54	42%
Totals		19/0	15	7	8	1	1.0	3	7	0	0	--	0	0	0	0	---	---

PLAYOFFS

2023	Philadelphia	1/0	4	1	3	0	0.5	1	1	0	0	--	0	0	0	0	16	23%
Totals		1/0	4	1	3	0	0.5	1	1	0	0	--	0	0	0	0	---	---

ADDITIONAL STATISTICS

Special Teams Tackles: 6 - 2023 (5), 2024 (1)

CAREER HIGHS

Tackles	3	12/18/23 at Sea.
Sacks	1.0	10/22/23 vs. Mia.
INTs	--	---
PDs	--	---
FFs	--	---
FRs	--	---

Nickname: Young Nolan ... Hobbies: Loves fishing, considers himself a "big country boy" ... Wants to catch some small mount fish in the area ... Has always wanted to catch a Goliath Grouper ... If he could play another sport: Would play catcher or center field in the MLB ... Favorite sports moments: Winning back-to-back CFP Championships at Georgia ... Favorite TV shows: *Yellowstone* and *Game of Thrones*



BIRDSEED

- ▶ Was roommates with **Nakobe Dean** at Georgia
- ▶ Wears No. 3 as a tribute to his mother, Chakeima Bigham ... Chakeima also wore the number playing high school sports in Savannah, GA
- ▶ Posted historic figures at the 2023 NFL Combine, including a 4.39 40-yard dash and a 41.5-inch vertical ... Each of those led all DL at the Combine ... Became the heaviest player in Combine history to log a sub-4.4 40-yard dash along with a 40+ inch vertical
- ▶ A strong believer in making an impact in the community, organized an annual youth football camp called "Pups Day Out" in his hometown ... The event provided hands-on training of technique for children to develop as football players while gaining valuable life lessons
- ▶ Prepped at Calvary Day School (Savannah, GA) before transferring to IMG Academy (Bradenton, FL) for his final two years of high school ... Rated a top-five player nationally across recruiting platforms

CAREER HIGHLIGHTS

- ▶ Drafted by Philadelphia with the 30th-overall pick in 2023

2024 SEASON - EAGLES



2023 SEASON - EAGLES

- ▶ Saw action in all 17 games during his rookie campaign ... Recorded 13 tackles (6 solo) with 5 pressures, 3 QB hits, 1.0 sack and 1 TFL in 188 defensive snaps ... Also produced 5 special teams tackles
- ▶ Registered his first career sack against Dolphins QB **Tua Tagovailoa** in the second quarter of the 31-17 win vs. Miami (10/22/23)

COLLEGE HIGHLIGHTS

- ▶ A two-time CFP National Champion (2021, '22) at Georgia (2019-22) ... During his Bulldogs career, registered 114 tackles (66 solo), 21 TFLs, 11.5 sacks, 4 PDs, 3 FFs, 1 FR and 1 INT in 36 games (22 starts)



2024 GAME-BY-GAME STATISTICS (PHI)												
Date	Opp		GP/S	Tot	Solo	Sk	Int	PD	FF	FR	Snaps	Pct
Sep 6	GB	W	1/0	1	0	0.0	0	0	0	0	31	46%
Sep 16	Atl	L	1/0	1	1	0.0	0	0	0	0	23	38%
Sep 22	at NO											
Sep 29	at TB											
Oct 13	Cle											
Oct 20	at NYG											
Oct 27	at Cin											
Nov 3	Jax											
Nov 10	at Dal											
Nov 14	Was											
Nov 24	at LAR											
Dec 1	at Bal											
Dec 8	Car											
Dec 15	Pit											
Dec 22	at Was											
Dec 29	Dal											
Jan 5	NYG											
Totals			2/0	2	1	0.0	0	0	0	0	54	42%



- ▶ As a senior in 2022, led Georgia with 16 hurries through eight games (all starts) before sustaining a season-ending injury ... Finished with 18 tackles (14 solo), 7 TFLs, 3.0 sacks and 1 PD ... Named to preseason watch lists for the Outland Trophy (nation’s top interior lineman) and Bronko Nagurski Trophy (nation’s top defender) ... Additionally was a second-team preseason All-America selection by *Athlon Sports*
- ▶ Totaled 56 tackles (31 solo), 9 TFLs, 3.5 sacks, 3 FFs, 2 PDs and 1 FR over 14 games (all starts) during his junior campaign in 2021 ... Earned SEC Co-Defensive Player of the Week twice, including when he produced a FF, FR and INT in that span of 39 seconds vs. Florida

TRANSACTIONS

- ▶ **2023** - Drafted by PHI in 1st round (30th overall)



TYLER STEEN

GUARD/TACKLE | 56



Height: 6-6 Weight: 321 DOB: June. 24, 2000 (Age 24)
 NFL Experience: 2nd Year (2nd with Eagles) Draft: D3a-23 (65th overall) by PHI
 College: Alabama Hometown (HS): Miami, FL (St. Thomas Aquinas)

CAREER STATISTICS

Year	Team	GP/S	STARTS				OFF SNAPS	
			LT	LG	RG	RT	No	Pct
2023	Philadelphia	11/1	0	0	1	0	71	6%
2024	Philadelphia	2/0	0	0	0	0	0	0%
Totals		13/1	0	0	1	0	---	---

PLAYOFFS

2023	Philadelphia	0/0	0	0	0	0	0	0%
Totals		0/0	0	0	0	0	---	---

ADDITIONAL STATISTICS

Fumble Recoveries: 1 - 2023 (1)

BIRDSEED

- ▶ Comes from a family with a strong military background ... His grandfather, Sgt. Rodney M. Davis, was posthumously honored with the Medal of Honor after jumping on a grenade to save his fellow soldiers during the Vietnam War ... Steen takes great pride in knowing his grandfather sacrificed his life for his country at age 25 ... His father, Daris Steen, is a retired Marine who instilled great values in him growing up
- ▶ His father played football at LSU and also coached him when he was younger ... His brother, Blake, currently plays guard at Virginia
- ▶ Prepped at St. Thomas Aquinas (FL) High School, which produced the most NFL Draft selections in the country from 2013-23
- ▶ Has experience playing on the defensive side of the ball ... Started his Vanderbilt career as a DL before transitioning full-time to OL

CAREER HIGHLIGHTS

- ▶ Selected by the Eagles in the 3rd round (65th overall) of the 2023 NFL Draft ... Appeared in 11 games (one start) in his debut season

2024 SEASON - EAGLES



2023 SEASON - EAGLES

- ▶ Saw action in 11 games (one start) as a rookie ... Made his first career start at RG in the 28-23 victory vs. Dallas (11/5/23)

COLLEGE HIGHLIGHTS

- ▶ Played five seasons in the collegiate ranks, including stints at Alabama (2022) and Vanderbilt (2018-21) ... Started his final 46 games with the Crimson Tide and Commodores, appearing at both OT positions
- ▶ During his redshirt senior season at Alabama in 2022, garnered second-team All-SEC honors after earning the Crimson Tide's starting LT job ... Started all 13 games and totaled 25 knockdown blocks while protecting the nation's No. 4 scoring offense (41.1 ppg) ... Appeared in 38 contests (33 starts) over his four-year career at Vanderbilt

TRANSACTIONS

- ▶ **2023** - Drafted by PHI in 3rd round (65th overall)

Hobbies: Watching movies and playing video games ... Surprisingly good at: Sudoku ... If he could have a career outside of sports: Music label producer or owner ... Favorite sports moment: Winning the 2022 Sugar Bowl while at Alabama ... Favorite TV show: *The Office*





JACK STOLL (PS)

TIGHT END | 87

(pronounced STOLE)

Height: 6-4 Weight: 247 DOB: Jan. 28, 1998 (Age 26)

NFL Experience: 4th Year (4th with Eagles) Draft: UDFA-21 by PHI Acquired: FA-24

College: Nebraska Hometown (HS): Aurora, CO (Regis Jesuit)



CAREER STATISTICS

Year	Team	GP/S	RECEIVING					OFF SNAPS	
			Rec	Yds	Avg	Lg	TD	No	Pct
2021	Philadelphia	16/5	4	22	5.5	9	0	331	30%
2022	Philadelphia	17/11	11	123	11.2	26	0	574	49%
2023	Philadelphia	17/10	5	38	7.6	14	0	438	38%
2024	Philadelphia	0/0	0	0	---	--	0	0	0%
Totals		50/26	20	183	9.2	26	0	---	---

PLAYOFFS

2021	Philadelphia	1/0	0	0	---	--	0	14	21%
2022	Philadelphia	3/1	1	5	5.0	5	0	84	38%
2023	Philadelphia	1/1	0	0	---	--	0	24	41%
Totals		5/2	1	5	5.0	5	0	---	---

ADDITIONAL STATISTICS

Special Teams Tackles: 5 - 2021 (2), 2022 (2), 2023 (1) Fumble Recoveries: 1 - 2021 (1)

Postseason Special Teams Tackles: 2 - 2021 (1), 2022 (1)

CAREER HIGHS

Receptions	3	12/4/22 vs. Ten.
Receiving Yards	41	12/4/22 vs. Ten.
Receiving Long	26	12/4/22 vs. Ten.
Receiving TDs	--	---



BIRDSEED

- ▶ Honored elementary school classmate Gabby Krause who passed away by wearing Bags of Fun Foundation cleats during the NFL's *My Cause My Cleats* campaign in 2023 ... The foundation's mission is to deliver a bag of fun to every child fighting a long-term or life-threatening condition
- ▶ Began sporting a mullet during his time in college ... He and his teammate decided to grow their hair out to "spice it up" and saw it quickly become a craze on the team as many Nebraska players adopted the hairstyle ... Didn't have a mullet when he joined the Eagles, noting on the *Eagles Insider Podcast*, "I had enough sense to realize, hey, being an undrafted cat coming in here, I can't be making a statement like that." ... When asked about the future of the look, which returned during the 2022 season, Stoll responded, "You just roll with a mullet. I think anyone who's got a mullet and has a plan shouldn't have one."
- ▶ Has represented the Eagles Autism Foundation through the NFL's *My Cause My Cleats* campaign ... The foundation helps support impactful autism research and care to improve the lives of affected individuals and families while aiming to drive scientific breakthroughs

CAREER HIGHLIGHTS

- ▶ Contributed to an Eagles offense that helped the team reach Super Bowl LVII in 2022 ... Played in a career-high 574 offensive snaps
- ▶ Only undrafted rookie to make Philadelphia's opening day roster in 2021 ... Appeared in 331 offensive snaps over 16 games

2024 SEASON - EAGLES



2023 SEASON - EAGLES

- ▶ Appeared in 17 games with 10 starts in 2023 ... Totaled 38 yards on 5 receptions (7.6 avg)

COLLEGE HIGHLIGHTS

- ▶ Played collegiately at Nebraska (2017-20), totaling 61 catches for 657 yards and 6 TDs in 43 games ... Named to the John Mackey Award (nation's most outstanding TE) preseason watch lists from 2018-20
- ▶ Caught 7 passes for 89 yards in an injury-shortened season in 2020 ... Posted a career-high 25 receptions for 234 yards and 1 TD in 2019 ... Tallied career highs with 245 yards and 3 TDs on 21 receptions in 2018 ... Had 8 catches for 89 yards and 2 TDs as a freshman in 2017

TRANSACTIONS

- ▶ **2021** - Signed by PHI as UDFA ... **1/3/22** - Placed on Reserve/COVID-19 ... **1/10/22** - Activated from Reserve/COVID-19 ... **3/15/24** - Signed by NYG to 1-year contract ... **8/27/24** - Waived by NYG ... **8/28/24** - Signed by PHI to practice squad ... **9/11/24** - Waived by PHI ... **9/12/24** - Signed by PHI to practice squad



2024 GAME-BY-GAME STATISTICS (PHI)											
Date	Opp		GP/S	Rec	Yds	Avg	Lg	TD	Snaps	Pct	
Sep 6	GB	W	---	EAGLES PRACTICE SQUAD							
Sep 16	Atl	L	---	EAGLES PRACTICE SQUAD							
Sep 22	at NO										
Sep 29	at TB										
Oct 13	Cle										
Oct 20	at NYG										
Oct 27	at Cin										
Nov 3	Jax										
Nov 10	at Dal										
Nov 14	Was										
Nov 24	at LAR										
Dec 1	at Bal										
Dec 8	Car										
Dec 15	Pit										
Dec 22	at Was										
Dec 29	Dal										
TBD	NYG										
Totals			0/0	0	0	---	--	0	0	0%	



Nicknames: Jackie ... **Hobbies:** Fishing, golfing, hiking and anything outdoors ... **Bucket list:** Attend all major sporting events (World Series, Stanley Cup Finals, and The Masters) ... **Favorite sports moment:** Beating Michigan State 9-6 in the snow while at Nebraska ... **Favorite meal:** Pizza ... **Favorite movies:** *The Other Guys* or *The Shawshank Redemption* ... **Desired talent:** Ability to sing ... **Guilty pleasure:** Ice cream



JOSH SWEAT

OUTSIDE LINEBACKER | 19



Height: 6-5 Weight: 265 DOB: March 29, 1997 (Age 27)
 NFL Experience: 7th Year (7th with Eagles) Draft: D4b-18 (130th overall) by PHI
 College: Florida State Hometown (HS): Chesapeake, VA (Oscar Smith)

PRO BOWL: 2022

CAREER STATISTICS

Year	Team	GP/S	TACKLES				PASS RUSH			INTERCEPTIONS					FUMBLES		DEF SNAPS	
			Total	Solo	Asst	TFL	Sacks	QBH	QBP	Int	Yds	Lg	TD	PD	FF	FR	No	Pct
2018	Philadelphia	9/0	1	1	0	0	0.0	1	3	0	0	--	0	0	0	0	68	7%
2019	Philadelphia	16/0	19	14	5	7	4.0	10	27	0	0	--	0	1	0	0	355	34%
2020	Philadelphia	14/3	36	23	13	9	6.0	12	24	0	0	--	0	2	3	0	421	38%
2021	Philadelphia	16/13	45	19	26	7	7.5	13	41	0	0	--	0	4	1	0	655	58%
2022	Philadelphia	16/16	48	31	17	15	11.0	23	47	1	42	42t	1	1	1	0	587	53%
2023	Philadelphia	17/17	43	30	13	7	6.5	23	75	0	0	--	0	1	2	0	828	71%
2024	Philadelphia	2/2	5	3	2	1	0.0	2	4	0	0	--	0	0	0	0	81	63%
Totals		90/51	197	121	76	46	35.0	84	220	1	42	42t	1	9	7	0	---	---

PLAYOFFS

2019	Philadelphia	1/0	0	0	0	0	0.0	0	0	0	0	--	0	0	0	0	20	31%
2021	Philadelphia	0/0	0	0	0	0	0.0	0	0	0	0	--	0	0	0	0	0	0%
2022	Philadelphia	3/3	7	4	3	1	1.5	4	8	0	0	--	0	0	1	0	108	71%
2023	Philadelphia	1/1	4	3	1	1	1.0	1	3	0	0	--	0	0	0	0	47	67%
Totals		5/4	11	7	4	2	2.5	5	11	0	0	--	0	0	1	0	---	---

ADDITIONAL STATISTICS

Special Teams Tackles: 4 - 2019 (2), 2020 (2)

CAREER HIGHS

Tackles	6	6x, last: 12/31/23 vs. Ari.
Sacks	2.0	5x, last: 10/22/23 vs. Mia.
INTs	1	12/24/22 at Dal.
PDs	2	1/2/22 at Was.
FFs	1	7x, last: 10/08/23 at LAR
FRs	--	---



BIRDSEED

- ▶ Builds computers from scratch in his spare time ... Views computers as art and constructs homemade PCs as a form of his own expression ... His passion for computers began in high school and he has built 20+ computers over the last decade, with each one more improved and differently designed than the previous ... Taught himself how to build computers by watching countless hours of YouTube tutorials

CAREER HIGHLIGHTS

- ▶ Contributed to an Eagles defense that helped the team advance to Super Bowl LVII in 2022 ... Registered a career-high 11.0 sacks
- ▶ Named to his first Pro Bowl following the 2021 campaign

NOTES TO KNOW

- ▶ Leads the Eagles with 35.0 sacks since 2019

2024 SEASON - EAGLES



2023 SEASON - EAGLES

- ▶ Started all 17 regular-season games and played in a career-high 828 defensive snaps ... Finished with a career-high 75 pressures while producing 43 tackles (30 solo), 23 QB hits, 7 TFLs, 6.5 sacks and 2 FFs
- ▶ Sacked QB Dak Prescott with 23 seconds left in the fourth quarter to stymie the Cowboys' comeback effort in the win vs. Dallas (11/5/23)



2024 GAME-BY-GAME STATISTICS (PHI)

Date	Opp	GP/S	Tot	Solo	Sk	Int	PD	FF	FR	Snaps	Pct
Sep 6	GB W	1/1	1	1	0.0	0	0	0	0	41	61%
Sep 16	Atl L	1/1	4	2	0.0	0	0	0	0	40	66%
Sep 22	at NO										
Sep 29	at TB										
Oct 13	Cle										
Oct 20	at NYG										
Oct 27	at Cin										
Nov 3	Jax										
Nov 10	at Dal										
Nov 14	Was										
Nov 24	at LAR										
Dec 1	at Bal										
Dec 8	Car										
Dec 15	Pit										
Dec 22	at Was										
Dec 29	Dal										
Jan 5	NYG										
Totals		2/2	5	3	0.0	0	0	0	0	81	63%

Bucket list: Learn to snowboard ... **If he could play another sport, what position:** Soccer goalie ... **Players he models his game after:** Von Miller and Jadeveon Clowney ... **Favorite athletes growing up:** Jared Allen and Clay Matthews ... **Favorite movie:** *Monsters, Inc.* ... **Favorite throwback jersey:** 1929 Green Bay Packers jersey ... **Favorite quote:** "Just because you are right doesn't mean you are correct."



MULTI-SACK GAMES

Date	Opponent	Sacks
10/22/23	vs. Miami Dolphins (W, 31-17)	2.0
12/18/22	at Chicago Bears (W, 25-20)	2.0
12/4/22	vs. Tennessee Titans (W, 35-10)	2.0
10/31/21	at Detroit Lions (W, 44-6)	2.0
12/13/20	vs. New Orleans Saints (W, 24-21)	2.0
1/21/23	vs. New York Giants (W, 38-7) (NFC Div.)	1.5
12/24/22	at Dallas Cowboys (L, 34-40)	1.5
9/25/22	at Washington Commanders (W, 24-8)	1.5
1/2/22	at Washington (W, 20-16)	1.5
12/5/21	at New York Jets (W, 33-18)	1.5

- ▶ Recorded a career-high-tying 2.0 sacks in the 31-17 victory vs. Miami (10/22/23) ... Generated a key takedown against Dolphins QB **Tua Tagovailoa** in the fourth quarter to help seal Philadelphia's win
- ▶ Registered a career-high 9 pressures with 5 tackles and 1.0 sack in the 34-31 OT victory vs. Washington (10/1/23) ... His 9 pressures were the most by an Eagle since **Fletcher Cox** on 10/12/17 at Carolina (10)
- ▶ Totaled a career-high 5 QB hits with 1.0 sack and 1 FF in the 34-28 win vs. Minnesota (9/14/23) ... Strip-sacked Vikings QB **Kirk Cousins** (recovered by **Fletcher Cox**) on Minnesota's second play from scrimmage in the second half to set up an Eagles TD drive on the next series

COLLEGE HIGHLIGHTS

- ▶ Played three seasons at Florida State (2015-17), compiling 138 tackles (77 solo), 29 TFLs, 14.5 sacks, 3 FRs and 1 FF in 37 career games
- ▶ Named to the Bronko Nagurski Award watch list and led Florida State with 5.5 sacks as a junior ... Also recorded a career-high 56 tackles
- ▶ Produced a career-high 7.0 sacks as a sophomore in 2016 ... Contributed to a Florida State defensive unit that led the nation in sacks per game (3.92) while ranking 2nd overall in total sacks (51.0)
- ▶ Despite a significant knee injury he sustained as a high school senior, played all 13 games in 2015 and earned Freshman All-America honorable mention ... Registered 41 tackles, 3 FRs, 2.0 sacks and 1 INT

TRANSACTIONS

- ▶ **2018** - Drafted by PHI in 4th round (130th overall) ... **12/11/18** - Placed on Reserve/Injured ... **12/26/20** - Placed on Reserve/Injured ... **9/18/21** - Signed by PHI to 3-year contract extension



BRETT TOTH (PS)

OFFENSIVE LINE | 64

(pronounced TOETH)

Height: 6-6 Weight: 304 DOB: Sept. 1, 1996 (Age 28)
 NFL Experience: 6th Year (5th with Eagles) Draft: UDFA-19 by PHI Acquired: FA-23
 College: Army Hometown (HS): Charleston, SC (West Ashley)



CAREER STATISTICS

Year	Team	GP/S	STARTS					OFF SNAPS	
			LT	LG	C	RG	RT	No	Pct
2019	Arizona	0/0	0	0	0	0	0	0	0%
2020	Philadelphia	6/1	0	0	0	0	1	94	8%
2021	Philadelphia	11/0	0	0	0	0	0	53	5%
2023	Carolina	3/1	0	0	0	1	0	74	6%
2024	Philadelphia	0/0	0	0	0	0	0	0	0%
Totals		20/2	0	0	0	1	1	---	---

First job: "Bus boy at a Southern cooking buffet, and it was terrible."
 ... **Bucket list:** Seeing the Northern lights with his wife, who used to live in Alaska ... **Desired talent:** Ability to sing or play an instrument...
Favorite movies: *Gladiator* and *Cinderella Man* ... **Favorite TV show:** *Band of Brothers* ... If he could be a fly on the wall for a moment in history: "A presidential inauguration, because you know there's national secrets. Kind of gets you thinking, almost like *National Treasure*." ... **Food that he couldn't live without:** "My favorite, 100 percent, is shrimp and grits, but I couldn't do without sushi. There are just so many different assortments of sushi. Endless possibilities."



BIRDSEED

- ▶ A first lieutenant in the U.S. Army who received a waiver to pursue an NFL career while serving as an active-duty soldier ... In the offseason, works as an instructor at Temple's ROTC program in Philadelphia
- ▶ Earned a degree in nuclear engineering ... Returned to a career in the military after serving as a graduate assistant for the Black Knights in 2018, taking a Basic Officer Leadership Course at Fort Leonard Wood in Missouri ... As an engineer officer, learned about demolition, project management and construction ... Earned a platoon leader role with the 3rd Chemical Brigade doing Basic Combat Training
- ▶ Followed in the footsteps of numerous family members who served their country, including his father, Douglas, who is a Navy veteran ... His wife, Thereasa, was previously stationed in Korea
- ▶ Has supported Legacies Alive through the NFL's *My Cause My Cleats* initiative ... The foundation, which was created by combat veterans, is focused on strengthening and supporting Gold Star families

CAREER HIGHLIGHTS

- ▶ Entered the NFL as a UDFA with the Eagles in 2019 ... Has held stints with Philadelphia (2019, '20-24), Arizona (2019) and Carolina (2023) ... Has played in 20 games with one start at RT and one start at RG

2024 SEASON - EAGLES



2023 SEASON - PANTHERS & EAGLES

- ▶ Spent time on Carolina's active roster, seeing action in three contests (one start) ... Also contributed to Philadelphia's practice squad

COLLEGE HIGHLIGHTS

- ▶ Played collegiately at Army, where he was a two-year starter at tackle ... Appeared in 31 games (28 starts) ... Started all 26 games (25 at RT) over his final two seasons with the Black Knights
- ▶ Ranked by *Pro Football Focus* as the nation's 5th-best run-blocking tackle in 2017 ... Invited to the Senior Bowl, becoming the first Army player to earn that honor

TRANSACTIONS

- ▶ **2019** - Signed by PHI as UDFA ... **8/31/19** - Waived by PHI ... **9/1/19** - Claimed off waivers by ARI ... **10/19/19** - Placed on Reserve/Non-Football Injury ... **9/4/20** - Waived/injured by ARI ... **10/7/20** - Claimed off waivers by PHI ... **11/2/21** - Waived by PHI ... **11/4/21** - Signed by PHI to practice squad ... **11/30/21** - Signed by PHI from practice squad to active roster ... **1/10/22** - Placed on Reserve/Injured ... **7/27/22** - Placed on Active/Physically Unable to Perform ... **8/23/22** - Placed on Reserve/Physically Unable to Perform ... **3/9/23** - Released by PHI ... **3/13/23** - Agreed to terms with PHI on 1-year contract ... **8/29/23** - Released by PHI ... **8/30/23** - Signed by PHI to practice squad ... **10/24/23** - Signed by CAR to active roster from PHI practice squad ... **12/4/23** - Released by CAR ... **12/7/23** - Signed by PHI to practice squad ... **1/18/24** - Signed by PHI to reserve/future contract ... **8/29/24** - Signed by PHI to practice squad



JEREMIAH TROTTER JR.

LINEBACKER | 54



Height: 6-0 Weight: 225 DOB: Dec. 24, 2002 (Age 21)
 NFL Experience: Rookie (1st with Eagles) Draft: D5b-24 (155th overall) by PHI
 College: Clemson Hometown (HS): Philadelphia, PA (St. Joseph's Prep)

CAREER STATISTICS

Year	Team	GP/S	TACKLES				PASS RUSH			INTERCEPTIONS					FUMBLES		DEF SNAPS	
			Total	Solo	Asst	TFL	Sacks	QBH	QBP	Int	Yds	Lg	TD	PD	FF	FR	No	Pct
2024	Philadelphia	2/0	0	0	0	0	0.0	0	0	0	0	--	0	0	0	0	0	0%
Totals		2/0	0	0	0	0	0.0	0	0	0	0	--	0	0	0	0	0	---

ADDITIONAL STATISTICS

Special Teams Tackles: 1 - 2024 (1)

CAREER HIGHS

Tackles	--	--
Sacks	--	--
INTs	--	--
PDs	--	--
FFs	--	--
FRs	--	--

Nicknames: Trot, J, or Axe Man Jr. ... Hobbies: Play video games, golf, watch movies (favorites are Marvel movies)... Surprisingly good at: Video games ... Feels like he's close to professional-level gaming... If he could play another sport, what position/team: Point guard, Philadelphia 76ers ... If he could have a career outside of sports: Real estate ... If he could witness any sports moment: Seeing the Cavaliers win the 2016 NBA Finals ... Favorite TV show: *Naruto* ... Favorite music/artists: Gospel and R&B; Kirk Franklin, Rod Wave, Shakira



BIRDSEED

- ▶ Is the oldest son of Eagles Hall of Famer **Jeremiah Trotter**, who is remembered by fans as the "Axe Man" ... Trotter was selected by Philadelphia in the 3rd round (72nd overall) of the 1998 NFL Draft and went on to play 12 seasons, including eight years with the Eagles (1998-2001, 2004-06, 2009) ... Trotter finished his NFL career with 903 tackles (716 solo), 51 PDs, 12.5 sacks, 10 FFs, 9 INTs and 3 FRs in 147 games
- ▶ Honors his late mother, Tammi, who passed away after a battle with breast cancer in February 2023, through the way he carries himself on and off the field ... Playing in the NFL was always a dream of his, but it was a dream of his mother's too ... During her treatment, she would text him to share scripture and would call him to offer her support
- ▶ His brother, Josiah Trotter, currently plays LB at West Virginia
- ▶ Attended St. Joseph's Prep in Philadelphia, where he helped lead the team to a No. 3 national ranking and won back-to-back 6A state championships ... Rated as the nation's No. 1 LB in his recruiting class

2024 SEASON - EAGLES



COLLEGE HIGHLIGHTS

- ▶ Played collegiately at Clemson (2021-23), where he combined for 202 tackles (142 solo), 29.5 TFLs, 13.0 sacks, 12 PDs, 4 INTs, 3 FFs and 2 INT-TDs in 39 career games (26 starts) ... Became the first Clemson LB to earn multiple All-America accolades since the 2000 campaign
- ▶ Earned first-team All-America honors from ESPN and *Sports Illustrated* and first-team All-ACC recognition while being named a Butkus Award (nation's top LB) finalist in 2023 ... Became just the sixth Tiger to earn finalist status for the award ... Finished the season with a team-high 88 tackles, 15 TFLs, 6 PDs, 5.5 sacks, 2 FFs and 2 INTs (1 TD)
- ▶ Started all 14 games during his sophomore campaign in 2022, totaling 92 tackles (74 solo), 13.5 TFLs, 6.5 sacks, 6 PDs, 2 INTs, 1 FF and 1 INT-TD ... Voted a second-team All-American by the *Associated Press* and helped the Tigers win the ACC Championship

TRANSACTIONS

- ▶ **2024** - Drafted by PHI in 5th round (155th overall) by PHI



2024 GAME-BY-GAME STATISTICS (PHI)												
Date	Opp		GP/S	Tot	Solo	Sk	Int	PD	FF	FR	Snaps	Pct
Sep 6	GB	W	1/0	0	0	0.0	0	0	0	0	0	0%
Sep 16	Atl	L	1/0	0	0	0.0	0	0	0	0	0	0%
Sep 22	at NO											
Sep 29	at TB											
Oct 13	Cle											
Oct 20	at NYG											
Oct 27	at Cin											
Nov 3	Jax											
Nov 10	at Dal											
Nov 14	Was											
Nov 24	at LAR											
Dec 1	at Bal											
Dec 8	Car											
Dec 15	Pit											
Dec 22	at Was											
Dec 29	Dal											
TBD	NYG											
Totals			2/0	0	0	0.0	0	0	0	0	0	0%





LAEKIN VAKALAH I (PS)

TACKLE | 67



(pronounced LAY-kin VAH-kah-LAH-hee)

Height: 6-5 Weight: 320 DOB: Jan. 28, 2003 (Age 21)
 NFL Experience: Rookie (1st with Eagles) Draft: UDFA-24
 Hometown: Melbourne, Australia

CAREER STATISTICS

Year	Team	GP/S	STARTS		OFF SNAPS	
			LT	RT	No	Pct
2024	Philadelphia	0/0	0	0	0	0%
Totals		0/0	0	0	---	---



BIRDSEED


- ▶ Entered the NFL having never played a down of football before ... Had not thought about playing football prior to being scouted by Philadelphia’s international scout, **Chris Naeole** ... Before that, the closest he had gotten to the game was playing free trials of *Madden* on Xbox
- ▶ Landed on the Eagles’ radar after a friend of Naeole’s struck up a conversation with Vakalahi’s father while his parents were on vacation in Hawaii ... The discussion first centered around the size of Laekin’s younger brother, Kobe, who isn’t old enough to play, before focusing on Laekin, who was completing a two-year mission service with his church in New Zealand ... Once the mission ended, a workout was scheduled between Laekin and Naeole in Wellington, New Zealand
- ▶ Born in Auckland, New Zealand and raised in Melbourne, Australia ... Prior to the NFL, played junior rugby league in Brisbane, Australia and also competed in basketball during his time in Melbourne

2024 SEASON - EAGLES



TRANSACTIONS

- ▶ **2024** - Signed by PHI as UDFA ... **8/27/24** - Waived by PHI ... **8/28/24** - Signed by PHI to practice squad



BEN VANSUMEREN

LINEBACKER | 57

(pronounced van-SUE-mer-en)

Height: 6-2 Weight: 231 DOB: May 5, 2000 (Age 24)
 NFL Experience: 2nd Year (2nd with Eagles) Draft: UDFA-23 by PHI
 College: Michigan State Hometown (HS): Bay City, MI (Garber)



CAREER STATISTICS

Year	Team	GP/S	TACKLES				PASS RUSH			INTERCEPTIONS					FUMBLES		DEF SNAPS	
			Total	Solo	Asst	TFL	Sacks	QBH	QBP	Int	Yds	Lg	TD	PD	FF	FR	No	Pct
2023	Philadelphia	9/1	9	3	6	0	0.0	0	0	0	0	--	0	0	0	0	50	4%
2024	Philadelphia	2/0	0	0	0	0	0.0	0	0	0	0	--	0	0	0	0	0	0%
Totals		11/1	9	3	6	0	0.0	0	0	0	0	--	0	0	0	0	---	---

PLAYOFFS

2023	Philadelphia	1/0	0	0	0	0	0.0	0	0	0	0	--	0	0	0	0	0	0%
Totals		1/0	0	0	0	0	0.0	0	0	0	0	--	0	0	0	0	---	---

ADDITIONAL STATISTICS

Special Teams Tackles: 4 - 2023 (4) Postseason Special Teams Tackles: 1 - 2023 (1)

CAREER HIGHS

Tackles	6	12/25/23 vs. NYG
Sacks	--	---
INTs	--	---
PDs	--	---
FFs	--	---
FRs	--	---



Nickname: Benny the Jet (from *The Sandlot*) ... **Biggest influence:** His high school head coach Mike Reid ... **If he could play another sport:** Would play Center Field for the Phillies ... **Favorite TV show:** *Breaking Bad* ... **Favorite movie:** *Lone Survivor* ... **Favorite sports moment:** Michigan State's 16-point comeback win over Michigan in 2021

BIRDSEED

- ▶ Began his collegiate career as a FB, rushing 9 times for 20 yards and 1 TD as a redshirt freshman in 2019 ... Excelled as a receiver and RB at Garber (MI) High School, leading Bay County in receiving three times, including breaking the regular-season state record with 1,259 yards ... Also rushed for 1,053 yards and threw for 279 yards and 4 TDs

CAREER HIGHLIGHTS

- ▶ Entered the league as an undrafted rookie with Philadelphia in 2023 ... Appeared in 230 total snaps (50 defense, 180 special teams)

2024 SEASON - EAGLES



2023 SEASON - EAGLES

- ▶ Saw action in nine games (one start) during his rookie season, posting 9 tackles (3 solo) ... Also recorded 4 special teams tackles

COLLEGE HIGHLIGHTS

- ▶ Played collegiately at Michigan (2018-20) and Michigan State (2021-22), appearing in a combined 39 career games (13 starts) as a FB, LB and special teams contributor ... Finished with 100 tackles (37 solo), 4 TFLs, 2.0 sacks and 2 PDs while adding 20 yards and 1 TD on 9 carries
- ▶ Started 10 of 11 games for the Spartans in 2022, registering a career-high 81 tackles (27 solo) with 3 TFLs, 2.0 sacks and 2 PDs

TRANSACTIONS

- ▶ **2023** - Signed by PHI as UDFA ... **8/29/23** - Waived by PHI ... **8/30/23** - Signed by PHI to practice squad ... **11/4/23** - Elevated by PHI from practice squad for Week 9 vs. Dallas ... **11/20/23** - Elevated by PHI from practice squad for Week 11 at Kansas City ... **11/27/23** - Elevated by PHI from practice squad for Week 12 vs. Buffalo ... **11/30/23** - Signed by PHI to active roster from practice squad



2024 GAME-BY-GAME STATISTICS (PHI)												
Date	Opp		GP/S	Tot	Solo	Sk	Int	PD	FF	FR	Snaps	Pct
Sep 6	GB	W	1/0	0	0	0.0	0	0	0	0	0	0%
Sep 16	Atl	L	1/0	0	0	0.0	0	0	0	0	0	0%
Sep 22	at NO											
Sep 29	at TB											
Oct 13	Cle											
Oct 20	at NYG											
Oct 27	at Cin											
Nov 3	Jax											
Nov 10	at Dal											
Nov 14	Was											
Nov 24	at LAR											
Dec 1	at Bal											
Dec 8	Car											
Dec 15	Pit											
Dec 22	at Was											
Dec 29	Dal											
TBD	NYG											
Totals			2/0	0	0	0.0	0	0	0	0	0	0%





DEVIN WHITE

LINEBACKER | 45



Height: 6-0 Weight: 237 DOB: Feb. 17, 1998 (Age 26)
 NFL Experience: 6th Year (1st with Eagles) Draft: D1-19 (5th overall) by TB Acquired: FA-TB-24
 College: LSU Hometown (HS): Springhill, LA (North Webster)

SUPER BOWL CHAMPION: 2021 (LV) ALL-PRO: 2020 PRO BOWL: 2021 ALL-ROOKIE: 2019

CAREER STATISTICS

Year	Team	GP/S	TACKLES				PASS RUSH			INTERCEPTIONS					FUMBLES		DEF SNAPS	
			Total	Solo	Asst	TFL	Sacks	QBH	QBP	Int	Yds	Lg	TD	PD	FF	FR	No	Pct
2019	Tampa Bay	13/13	91	58	33	4	2.5	5	7	1	5	5	0	3	3	4	826	73%
2020	Tampa Bay	15/15	140	97	43	15	9.0	16	22	0	0	--	0	4	1	1	991	93%
2021	Tampa Bay	17/17	128	87	41	8	3.5	18	33	0	0	--	0	3	0	1	1,079	95%
2022	Tampa Bay	17/17	124	73	51	8	5.5	16	27	0	0	--	0	5	2	3	1,076	96%
2023	Tampa Bay	14/13	83	49	34	5	2.5	9	27	2	36	26	0	6	0	0	894	80%
2024	Philadelphia	0/0	0	0	0	0	0.0	0	0	0	0	--	0	0	0	0	0	0%
Totals		76/75	566	364	202	40	23.0	64	116	3	41	26	0	21	6	9	---	---

PLAYOFFS

2020	Tampa Bay	3/3	38	27	11	3	0.0	0	0	2	28	28	0	2	0	2	211	75%
2021	Tampa Bay	2/2	13	7	6	2	0.0	4	2	0	0	--	0	2	0	0	138	100%
2022	Tampa Bay	1/1	5	2	3	1	0.0	0	0	0	0	--	0	0	0	0	69	100%
2023	Tampa Bay	2/0	3	0	3	0	0.0	0	2	0	0	--	0	0	0	0	40	30%
Totals		8/6	59	36	23	6	0.0	4	4	2	28	28	0	4	0	2	---	---

CAREER HIGHS

Tackles	18	11/14/21 at Was.
Sacks	3.0	2x, last: 12/20/20 at Atl.
INTs	1	3x, last: 12/24/23 vs. Jax.
PDs	2	3x, last: 12/24/23 vs. Jax.
FFs	2	11/3/19 at Sea.
FRs	1	9x, last: 1/8/23 at Atl.

BIRDSEED

- ▶ Launched the Get Live 45 Foundation in 2021 with a mission of giving hope and comfort during life’s meaningful moments to foster children and disadvantaged youth ... The foundation created initiatives such as the ‘Get Live Home Makeover’ program, directing funds towards transforming foster families’ homes with renovations that promote loving environments, in addition to Christmas parties and toy drives ... Has impacted dozens of families through his charitable endeavors
- ▶ Has supported various causes through the NFL’s *My Cause My Cleats* campaign, including the Mike Evans Family Foundation (2023), Get Live 45 Foundation (2022), A Door of Hope (2021), the Humane Society of the United States (2020), and animal hydration awareness (2019) ... Chose to promote animal hydration awareness in honor of his horse, Daisy Mae, who passed away due to heat exhaustion and dehydration during a record heat wave in 2019 ... Heartbroken by the loss of his “daughter” and “first love,” encourages those with animals to be especially mindful of hydration levels ... Remembers riding Daisy Mae onto the Tiger Stadium field at LSU as one of his favorite memories
- ▶ Developed a passion for horses, which he views as a form of therapy, after his brother, J’Marco Greenard, tragically died in a car accident while traveling to a water park with a church group at 19 years old ... Devin and “Jae Jae” did everything together and Devin learned about work ethic and positivity through him ... J’Marco won a state title in track and field in high school before enlisting in the Army
- ▶ Prepped at North Webster (LA) High School, where he was a star RB, producing 5,031 rushing yards and 81 TDs in his career ... As a senior, combined for 1,650 yards and 38 TDs on the ground





2024 GAME-BY-GAME STATISTICS (PHI)

Date	Opp	GP/S	Tot	Solo	Sk	Int	PD	FF	FR	Snaps	Pct
Sep 6	GB	W	0/0	INACTIVE							
Sep 16	Atl	L	0/0	INACTIVE							
Sep 22	at NO										
Sep 29	at TB										
Oct 13	Cle										
Oct 20	at NYG										
Oct 27	at Cin										
Nov 3	Jax										
Nov 10	at Dal										
Nov 14	Was										
Nov 24	at LAR										
Dec 1	at Bal										
Dec 8	Car										
Dec 15	Pit										
Dec 22	at Was										
Dec 29	Dal										
Jan 5	NYG										
Totals			0/0	0	0	0.0	0	0	0	0	0%

Nickname: D-White ... **Hobbies:** Spending time with his children, fishing, riding horses and riding ATVs ... **If he could play another sport:** Would play for the Boston Celtics ... **Little known fact:** Owns a Starbucks in California ... **Favorite quote:** "Why wait for tomorrow when you have today?" ... **Favorite documentary:** *The Last Dance* ... **Favorite TV show:** *Martin* ... **Favorite music genres/artists:** Rap and country; favorite artists are Lil Baby, Moneybagg Yo and YTB Fatt

CAREER HIGHLIGHTS

- ▶ Earned his first **Pro Bowl** nod with Tampa Bay after the 2021 season, when he registered career highs in pressures (33) and QB hits (18)
- ▶ Won **Super Bowl LV** with the Buccaneers in 2020, when he posted a career year en route to **All-Pro** honors from the *Associated Press* ... Produced career highs in tackles (140), TFLs (15) and sacks (9.0)
- ▶ Selected to the PFWA **All-Rookie** Team in 2019

NOTES TO KNOW

- ▶ Is one of only two NFL players with 500+ tackles (566) and 20+ sacks (23.0) since 2019, joining **Demario Davis** (565 tackles, 24.0 sacks)

2024 SEASON - EAGLES

- ▶

2023 SEASON - BUCCANEERS

- ▶ Recorded 83 tackles (49 solo), 27 pressures, 9 QB hits, 6 PDs, 5 TFLs and 2 INTs in 894 defensive snaps over 14 games (13 starts)

COLLEGE HIGHLIGHTS

- ▶ Played collegiately at LSU (2016-18), where he combined for 286 tackles, 29 TFLs, 8.5 sacks, 4 FFs, 4 FRs and 1 INT in 38 career games (25 starts) ... A two-time captain, two-time team MVP and two-time All-SEC honoree ... Won the Butkus Award (nation's best LB) and was voted a consensus All-American after his junior year in 2018, when he registered 123 tackles (most in SEC), 12 TFLs, 6.0 PDs and 3.0 sacks

TRANSACTIONS

- ▶ **2019** - Drafted by TB in 1st round (5th overall) ... **1/1/21** - Placed on Reserve/COVID-19 ... **1/11/21** - Activated from Reserve/COVID-19 ... **4/27/22** - 5th-year option exercised by TB ... **3/18/24** - Agreed to terms with PHI on 1-year contract





MILTON WILLIAMS

DEFENSIVE TACKLE | 93



Height: 6-3 Weight: 290 DOB: April 6, 1999 (Age 25)
 NFL Experience: 4th Year (4th with Eagles) Draft: D3-21 (73rd overall) by PHI
 College: Louisiana Tech Hometown (HS): Crowley, TX (Crowley)

CAREER STATISTICS

Year	Team	GP/S	TACKLES				PASS RUSH			INTERCEPTIONS					FUMBLES		DEF SNAPS	
			Total	Solo	Asst	TFL	Sacks	QBH	QBP	Int	Yds	Lg	TD	PD	FF	FR	No	Pct
2021	Philadelphia	17/2	30	15	15	6	2.0	6	16	0	0	--	0	2	0	0	456	40%
2022	Philadelphia	17/0	36	19	17	9	4.0	6	9	0	0	--	0	2	0	0	395	36%
2023	Philadelphia	16/10	42	21	21	3	0.5	7	24	0	0	--	0	1	1	0	494	43%
2024	Philadelphia	2/2	3	2	1	1	1.0	1	1	0	0	--	0	0	0	0	53	41%
Totals		52/14	111	57	54	19	7.5	20	50	0	0	--	0	5	1	0	---	---

PLAYOFFS

2021	Philadelphia	1/0	4	3	1	1	0.0	0	1	0	0	--	0	0	0	0	39	53%
2022	Philadelphia	3/0	3	2	1	0	0.0	1	2	0	0	--	0	0	0	0	50	33%
2023	Philadelphia	1/1	2	2	0	1	1.0	2	4	0	0	--	0	0	0	0	28	40%
Totals		5/1	9	7	2	2	1.0	3	7	0	0	--	0	0	0	0	---	---

CAREER HIGHS

Tackles	8	11/14/22 vs. Was.
Sacks	1.0	8x, last: 9/16/24 vs. Atl.
INTs	--	---
PDs	1	5x, last: 12/10/23 at Dal.
FFs	1	12/31/23 vs. Ari.
FRs	--	---

Hobbies: Video games (*Madden, NBA 2K, Call of Duty* and *Grand Theft Auto*) and movies ... **Bucket list:** Travel outside of the country to Greece and Jamaica ... **First job:** Cutting grass on the weekends ... **Biggest pet peeves:** Talking too much ... **Biggest influence in his life:** "My father. His drive and his will that are taken care of. He was always there for me and my sisters. He'd be at our games all day and get like two hours of sleep and then go into work. Just seeing how he worked, it still pushes me to this day" ... **Desired talents:** Playing piano ... **Favorite athlete growing up:** LeBron James ... **Favorite movie:** *The Dark Knight* ... **Favorite quote:** John 3:16



BIRDSEED

- ▶ Made the transition to the interior DL as a redshirt junior at Louisiana Tech after beginning his collegiate career on the edge ... Prides himself on being able to play all types of positions along the DL
- ▶ Turned in a very impressive pro day performance in 2021 ... Produced the fastest 40-yard dash (4.63) and three-cone drill (6.96) times by a defensive player weighing 280+ pounds in over two decades

CAREER HIGHLIGHTS

- ▶ A member of the Eagles' Super Bowl LVII roster in 2022

2024 SEASON - EAGLES



2023 SEASON - EAGLES

- ▶ Saw action in 16 games, including a career-high 10 starts with 494 defensive snaps ... Recorded career highs in tackles (42) and pressures (24) while adding 7 QB hits, 3 TFLs, 1 PD, 1 FF and 0.5 sacks
- ▶ Logged his first career postseason sack against Buccaneers QB **Baker Mayfield** in the NFC Wild Card Playoff at Tampa Bay (1/15/24)

COLLEGE HIGHLIGHTS

- ▶ Produced 106 tackles (49 solo), 19 TFLs, 10.0 sacks and 3 FRs in 30 career games during his time at Louisiana Tech (2017-20)
- ▶ Started all 10 contests during his junior campaign in 2020, leading the Bulldogs with a career-high 10 TFLs (3rd in C-USA) and 4.5 sacks (7th in C-USA) ... Earned third-team All-America (*Pro Football Focus*) and first-team All-Conference USA (*Phil Steele*) recognition
- ▶ Collected All-Conference USA honorable mention accolades following his sophomore season in 2019 ... Posted 59 tackles (27 solo), 9 TFLs and a career-high 5.5 sacks in 13 games (all starts)

TRANSACTIONS

- ▶ **2021** - Drafted by PHI in 3rd round (73rd overall)



2024 GAME-BY-GAME STATISTICS (PHI)												
Date	Opp		GP/S	Tot	Solo	Sk	Int	PD	FF	FR	Snaps	Pct
Sep 6	GB	W	1/1	1	0	0.0	0	0	0	0	28	42%
Sep 16	Atl	L	1/1	2	2	1.0	0	0	0	0	25	41%
Sep 22	at NO											
Sep 29	at TB											
Oct 13	Cle											
Oct 20	at NYG											
Oct 27	at Cin											
Nov 3	Jax											
Nov 10	at Dal											
Nov 14	Was											
Nov 24	at LAR											
Dec 1	at Bal											
Dec 8	Car											
Dec 15	Pit											
Dec 22	at Was											
Dec 29	Dal											
Jan 5	NYG											
Totals			2/2	3	2	1.0	0	0	0	0	53	41%





JOHNNY WILSON

WIDE RECEIVER | 89



Height: 6-6 Weight: 228 DOB: April 3, 2001 (Age 23)
 NFL Experience: Rookie (1st with Eagles) Draft: D6a-24 (185th overall) by PHI
 College: Florida State Hometown (HS): Pacoima, CA (Calabasas)

CAREER STATISTICS

Year	Team	GP/S	RECEIVING					OFF SNAPS	
			Rec	Yds	Avg	Lg	TD	No	Pct
2024	Philadelphia	2/0	0	0	---	--	0	29	20%
Totals		2/0	0	0	---	--	0	---	---

CAREER HIGHS

Receptions	--	---
Receiving Yards	--	---
Receiving Long	--	---
Receiving TDs	--	---

Nicknames: Birdman, Johnski ... **Hobbies:** Playing video games (*Top Spin Tennis* is his favorite), listening to music, playing with his dog ... **Surprisingly good at:** Drawing ... **If he could play another sport:** Tennis ... **If he had a career outside of sports:** Own a music label ... **Food he would never eat:** Sweet potatoes (tried them in fourth grade and decided "never again") ... **Favorite movie:** *Step Brothers* ... **Favorite quote:** "Pain is temporary; success is forever."

2024 GAME-BY-GAME STATISTICS (PHI)

Date	Opp	GP/S	Rec	Yds	Avg	Lg	TD	Snaps	Pct
Sep 6	GB W	1/0	0	0	---	--	0	10	13%
Sep 16	Atl L	1/0	0	0	---	--	0	19	27%
Sep 22	at NO								
Sep 29	at TB								
Oct 13	Cle								
Oct 20	at NYG								
Oct 27	at Cin								
Nov 3	Jax								
Nov 10	at Dal								
Nov 14	Was								
Nov 24	at LAR								
Dec 1	at Bal								
Dec 8	Car								
Dec 15	Pit								
Dec 22	at Was								
Dec 29	Dal								
Jan 5	NYG								
Totals		2/0	0	0	---	--	0	29	20%

BIRDSEED

- ▶ Became the tallest WR selected in the NFL Draft in the last decade ... Was the tallest WR to ever participate at the NFL Combine and was measured to have the longest recorded wingspan (84.5 inches) ever by a WR prospect ... Discovered Pro Football Hall of Famer and Eagles legend **Harold Carmichael**, who was 6-foot-8, when studying players of similar sizes ... Says he loves watching Carmichael's highlights

2024 SEASON - EAGLES



COLLEGE HIGHLIGHTS

- ▶ Registered 102 receptions for 1,757 yards (17.2 avg.) and 8 TDs in 31 career games (26 starts) during stints with Arizona State (2020-21) and Florida State (2022-23) ... Started all 23 games he played for the Seminoles, catching 84 passes for 1,514 yards (18.0 avg.) and 7 TDs
- ▶ As a junior in 2023, started 10 contests and logged 617 yards on 41 receptions (15.0 avg.) with 2 TDs ... Voted third-team All-ACC and was selected by teammates for the Bob Crenshaw Award (offensive player with most heart) as well as the Bobby Bowden Leadership Award
- ▶ Earned ACC Newcomer of the Year honors and received second-team All-ACC accolades in 2022, when he totaled 897 yards and 5 TDs on 43 receptions (20.9 avg.) ... Led the conference and ranked 3rd nationally with 22 receptions of 20+ yards ... His 20.9 receiving average ranked 2nd in the ACC and 5th in the country ... Recorded a career-best 202 yards on 8 catches in the Cheez-It Bowl vs. Oklahoma (12/29/22)

TRANSACTIONS

- ▶ **2024** - Drafted by PHI in 6th round (185th overall)





A.J. WOODS (PS)

CORNERBACK | 39



Height: 5-9 Weight: 186 DOB: March 28, 2001 (Age 23)
 NFL Experience: Rookie (1st with Eagles) Draft: UDFA-24 by WAS Acquired: FA-24
 College: Pittsburgh Hometown (HS): Germantown, MD (Northwest)

CAREER STATISTICS

Year	Team	GP/S	TACKLES				PASS RUSH			INTERCEPTIONS					FUMBLES		DEF SNAPS	
			Total	Solo	Asst	TFL	Sacks	QBH	QBP	Int	Yds	Lg	TD	PD	FF	FR	No	Pct
2024	Philadelphia	0/0	0	0	0	0	0.0	0	0	0	0	--	0	0	0	0	0	0%
Totals		0/0	0	0	0	0	0.0	0	0	0	0	--	0	0	0	0	---	---

CAREER HIGHS		
Tackles	--	---
Sacks	--	---
INTs	--	---
PDs	--	---
FFs	--	---
FRs	--	---

2024 GAME-BY-GAME STATISTICS (PHI)												
Date	Opp	GP/S	Tot	Solo	Sk	Int	PD	FF	FR	Snaps	Pct	
NOT ON NFL ROSTER												
EAGLES PRACTICE SQUAD												
Sep 16	Atl	L	---									
Sep 22	at NO											
Sep 29	at TB											
Oct 13	Cle											
Oct 20	at NYG											
Oct 27	at Cin											
Nov 3	Jax											
Nov 10	at Dal											
Nov 14	Was											
Nov 24	at LAR											
Dec 1	at Bal											
Dec 8	Car											
Dec 15	Pit											
Dec 22	at Was											
Dec 29	Dal											
TBD	NYG											
Totals		0/0	0	0	0.0	0	0	0	0	0	0%	

BIRDSEED

- ▶ Played WR and CB at Northwest (MD) High School, helping the Jaguars earn a Maryland 4A Regional Final berth ... Finished his career as the No.9 overall prospect in Maryland
- ▶ Majored in Communication and pursuing a asecond major in Law, Criminal Justice and Society

2024 SEASON - EAGLES



COLLEGE HIGHLIGHTS

- ▶ Played collegiately at Pittsburgh (2019-23), appearing in 59 games (14 starts) recording 105 tackles (70 solo), 29 PDs, 7 TFLs, 4 INTs, and 1 FF ...
- ▶ As a junior in 2022, played in all 13 contests and led the Panthers with a team-high 14 PDs ... Also registered 28 tackles and 2 TFLs en route to helping the Panthers win the Tony the Tiger Sun Bowl
- ▶ Helped Pittsburgh win its first ACC Championship in 2021, playing in all 13 games and starting in the Chick-Fil-A Peach Bowl game against Michigan State (12/30/21)

TRANSACTIONS

- ▶ **2024** - Signed by WAS as UDFA ... **8/27/24** - Waived by WAS ... **9/10/24** - Signed by PHI to practice squad





J.T. WOODS (PS)

SAFETY | 37



Height: 6-2 Weight: 195 DOB: June 10, 2000 (Age 24)
 NFL Experience: 3rd Year (1st with Eagles) Draft: D3-22 (79th overall) by LAC Acquired: FA-24
 College: Baylor Hometown (HS): San Antonio, TX (Steele)

CAREER STATISTICS

Year	Team	GP/S	TACKLES				PASS RUSH			INTERCEPTIONS					FUMBLES		DEF SNAPS	
			Total	Solo	Asst	TFL	Sacks	QBH	QBP	Int	Yds	Lg	TD	PD	FF	FR	No	Pct
2022	L.A. Chargers	10/1	3	2	1	0	0.0	0	0	0	0	--	0	0	0	0	31	3%
2023	L.A. Chargers	3/0	5	5	0	0	0.0	0	0	0	0	--	0	0	0	0	50	5%
2024	Philadelphia	0/0	0	0	0	0	0.0	0	0	0	0	--	0	0	0	0	0	0%
Totals		13/1	8	7	1	0	0.0	0	0	0	0	--	0	0	0	0	---	---

CAREER HIGHS

Tackles	4	9/10/23 vs. Mia.
Sacks	--	---
INTs	--	---
PDs	--	---
FFs	--	---
FRs	--	---

BIRDSEED

- ▶ While at Baylor, competed in the 110 meter hurdles on the school's track and field team in 2019
- ▶ Was a 5x honoree of the Big 12's Commissioner Honor Roll during his studies at Baylor

CAREER HIGHLIGHTS

- ▶ Began his career with the L.A. Chargers (2022-23), seeing action in 13 contests and recording 8 tackles (7 solo) on 81 defensive snaps

2024 SEASON - EAGLES



2023 SEASON - CHARGERS

- ▶ After being activated from reserve, played in three games and recorded five solo tackles in 50 defensive snaps during the campaign

COLLEGE HIGHLIGHTS

- ▶ Played collegiately at Baylor (2018-21), appearing in 50 games (28 starts) registering 157 tackles, 14 PDs, 9 INTs, 7 TFLs and 4 FRs ... His 50 career games rank 5th-most all-time in Baylor history ... He also concluded his career ranked 5th in school history with 201 interception return yards
- ▶ As a senior in 2021, started all 14 games for the Bears, recording 57 tackles, 8 PDs, 6 INTs (led Big 12 conference), 4.5 TFLs, 1 INT-TD and 1 FR-TD ... Was voted honorable mention from the Big 12's coaches ... Earned Co-Big 12 Defensive Player of the Week after returning a fumble 97 yards for a TD vs. Texas Southern (9/11/21)

TRANSACTIONS

- ▶ **2022** - Drafted by LAC in 3rd round (70th overall) ... **9/30/23** - Placed on Reserve/Non-Football Injury ... **12/5/23** - Activated from Reserve/Non-Football Injury ... **8/28/24** - Waived by LAC ... **8/30/24** - Signed by PHI to practice squad





2024 GAME-BY-GAME STATISTICS (PHI)												
Date	Opp	GP/S	Tot	Solo	Sk	Int	PD	FF	FR	Snaps	Pct	
Sep 6	GB	W	---	EAGLES PRACTICE SQUAD								
Sep 16	Atl	L	---	EAGLES PRACTICE SQUAD								
Sep 22	at NO											
Sep 29	at TB											
Oct 13	Cle											
Oct 20	at NYG											
Oct 27	at Cin											
Nov 3	Jax											
Nov 10	at Dal											
Nov 14	Was											
Nov 24	at LAR											
Dec 1	at Bal											
Dec 8	Car											
Dec 15	Pit											
Dec 22	at Was											
Dec 29	Dal											
TBD	NYG											
Totals			0/0	0	0	0.0	0	0	0	0	0%	





BYRON YOUNG

DEFENSIVE TACKLE | 94



Height: 6-3 Weight: 292 DOB: Nov. 10, 2000 (Age 23)
 NFL Experience: 2nd Year (1st with Eagles) Draft: D3a-23 (70th overall) by LV Acquired: W-LV-24
 College: Alabama Hometown (HS): Laurel, MS (West Jones)

CAREER STATISTICS

Year	Team	GP/S	TACKLES				PASS RUSH			INTERCEPTIONS					FUMBLES		DEF SNAPS	
			Total	Solo	Asst	TFL	Sacks	QBH	QBP	Int	Yds	Lg	TD	PD	FF	FR	No	Pct
2023	Las Vegas	6/0	4	4	0	0	0.0	0	0	0	0	--	0	0	0	0	99	9%
2024	Philadelphia	0/0	0	0	0	0	0.0	0	0	0	0	--	0	0	0	0	0	0%
Totals		6/0	4	4	0	0	0.0	0	0	0	0	--	0	0	0	0	---	---

CAREER HIGHS

Tackles	2	9/24/23 vs. Pit.
Sacks	--	--
INTs	--	--
PDs	--	--
FFs	--	--
FRs	--	--

2024 GAME-BY-GAME STATISTICS (PHI)

Date	Opp	GP/S	Tot	Solo	Sk	Int	PD	FF	FR	Snaps	Pct
Sep 6	GB W	0/0	INACTIVE								
Sep 16	Atl L	0/0	INACTIVE								
Sep 22	at NO										
Sep 29	at TB										
Oct 13	Cle										
Oct 20	at NYG										
Oct 27	at Cin										
Nov 3	Jax										
Nov 10	at Dal										
Nov 14	Was										
Nov 24	at LAR										
Dec 1	at Bal										
Dec 8	Car										
Dec 15	Pit										
Dec 22	at Was										
Dec 29	Dal										
Jan 5	NYG										
Totals		0/0	0	0	0.0	0	0	0	0	0	0%

BIRDSEED

- ▶ Attended West Jones (MS) High School, where he was the No. 7 ranked player in the state by ESPN ... Was named to the 2018 Clarion Ledger Dandy Dozen, one of the highest honors in Mississippi High School football, joining teammates **A.J. Brown** and **Nakobe Dean** on that list

CAREER HIGHLIGHTS

- ▶ Began his career with Las Vegas in 2023, seeing action in six contests and recording four tackles

2024 SEASON - EAGLES



2023 SEASON - RAIDERS


- ▶ Spent his rookie season with Las Vegas, appearing in six games and registering four tackles on 99 defensive snaps

COLLEGE HIGHLIGHTS

- ▶ Played collegiately at Alabama (2019-22), playing in 54 games (26 starts), registering 139 tackles, 22.5 TFLs, 8.0 sacks, 3 PDs, 1 FF and 1 FR ... Helped the Tide win the CFP Championship in 2020
- ▶ Earned first-team All-SEC from the *Associated Press* and second-team All-American honors from the *American Football Coaches Association* in 2022 ... Registered 48 tackles, 5.5 TFLs, 4.0 sacks and and 1 FF while starting all 13 contests

TRANSACTIONS

- ▶ **2022** - Drafted by LV in 3rd round (70th overall) ... **8/28/24** - Waived by LV ... **8/29/24** - Signed by PHI to active roster





ROSTER BREAKDOWN



[FRONT OFFICE & COACHING STAFF](#)

[PLAYER BIOS](#)

[ROSTER BREAKDOWN](#)

[2024 EAGLES STATISTICS](#)

[RECORD BOOK](#)

[NFL STATISTICS](#)

[OFF THE FIELD](#)



Compiled by the Eagles Communications department:

as of September 17, 2024

OFFENSE						
WR	11	A.J. Brown	89	Johnny Wilson		
LT	68	Jordan Mailata	74	Fred Johnson		
LG	69	Landon Dickerson	79	Trevor Keegan		
C	51	Cam Jurgens	61	Nick Gates		
RG	77	Mekhi Becton	56	Tyler Steen		
RT	65	Lane Johnson	72	Darian Kinnard		
TE	88	Dallas Goedert	81	Grant Calcaterra		
WR	83	Jahan Dotson	18	Britain Covey		
WR	6	DeVonta Smith				
RB	26	Saquon Barkley	14	Kenneth Gainwell	28	Will Shipley
QB	1	Jalen Hurts	7	Kenny Pickett	16	Tanner McKee

DEFENSE						
EDGE	0	Bryce Huff	55	Brandon Graham		
DT	90	Jordan Davis	94	Byron Young		
DT	98	Jalen Carter	59	Thomas Booker		
DT	93	Milton Williams	97	Moro Ojomo		
EDGE	19	Josh Sweat	3	Nolan Smith	58	Jalyx Hunt
LB	17	Nakobe Dean	45	Devin White	57	Ben VanSumeren
LB	53	Zack Baun	54	Jeremiah Trotter Jr.	42	Oren Burks
CB	2	Darius Slay	23	Eli Ricks		
CB	34	Isaiah Rodgers	22	Kelee Ringo		
NCB	27	Quinyon Mitchell	33	Cooper DeJean		
S	8	C.J. Gardner-Johnson	29	Avonte Maddox		
S	32	Reed Blankenship	36	Tristin McCollum		

SPECIAL TEAMS						
P	10	Braden Mann				
K	4	Jake Elliott				
H	10	Braden Mann				
LS	49	Rick Lovato				
PR	18	Britain Covey	34	Isaiah Rodgers		
KR	14	Kenneth Gainwell	28	Will Shipley	34	Isaiah Rodgers

PRONUNCIATION GUIDE			
Saquon Barkley	SAY-kwon	Quinyon Mitchell	quin-YON
Britain Covey	CUHV-ee	Moro Ojomo	MOH-roh uh-JUH-muh
Tyrion Davis-Price (PS)	TIE-ree-on	Kelee Ringo	KEE-lee
Jahan Dotson	juh-HAHN	Marcus Rosemy-Jacksaint (PS)	ROSE-uh-mee
Kevin Foelsch (PS)	FOLE-ssh	Jack Stoll (PS)	STOLE
Dallas Goedert	GOD-ert	Brett Toth (PS)	TOETH
Jalyx Hunt	JAY-lix	Laekin Vakalahi (PS)	LAY-kin VAH-kah-LAH-hee
Jordan Mailata	my-LOT-uh	Ben VanSumeren	van-SUE-mer-en



#	NAME	POS	HT	WT	DOB	AGE	EXP	COLLEGE	HOMETOWN	HOW ACQ
26	Barkley, Saquon	RB	6-0	232	2/9/97	27	7	Penn State	Coplay, PA	FA-NYG-24
53	Baun, Zack	LB	6-3	225	12/30/96	27	5	Wisconsin	Brown Deer, WI	FA-NO-24
77	Becton, Mekhi	G/T	6-7	363	4/18/99	25	5	Louisville	Highland Springs, VA	FA-NYJ-24
32	Blankenship, Reed	S	6-1	203	3/2/99	25	3	Middle Tennessee State	Lester, AL	UDFA-22
59	Booker, Thomas	DT	6-3	301	11/11/99	24	2	Stanford	Baltimore, MD	FA-23
11	Brown, A.J.	WR	6-1	226	6/30/97	27	6	Mississippi	Starkville, MS	T-Ten-22
42	Burks, Oren	LB	6-3	233	3/21/95	29	7	Vanderbilt	Lorton, VA	FA-SF-24
81	Calcaterra, Grant	TE	6-4	240	12/4/98	25	3	Southern Methodist	Rancho Santa Margarita, CA	D6b-22
98	Carter, Jalen	DT	6-3	314	4/4/01	23	2	Georgia	Apopka, FL	D1a-23
18	Covey, Britain	WR	5-8	173	3/18/97	27	3	Utah	Provo, UT	UDFA-22
90	Davis, Jordan	DT	6-6	336	1/12/00	24	3	Georgia	Charlotte, NC	D1-22
17	Dean, Nakobe	LB	5-11	231	12/13/00	23	3	Georgia	Horn Lake, MS	D3-22
33	DeJean, Cooper	DB	6-0	198	2/9/03	21	R	Iowa	Odebolt, IA	D2-24
69	Dickerson, Landon	G	6-6	332	9/30/98	25	4	Alabama	Hudson, NC	D2-21
83	Dotson, Jahan	WR	5-11	184	3/22/00	24	3	Penn State	Nazareth, PA	T-Was-24
4	Elliott, Jake	K	5-9	167	1/21/95	29	8	Memphis	La Grange, IL	PS-Cin-17
14	Gainwell, Kenneth	RB	5-9	200	3/14/99	25	4	Memphis	Yazoo City, MS	D5-21
8	Gardner-Johnson, C.J.	S	5-11	208	12/20/97	26	6	Florida	Cocoa, FL	FA-Det-24
61	Gates, Nick	OL	6-5	312	11/27/95	28	7	Nebraska	Las Vegas, NV	FA-24
88	Goedert, Dallas	TE	6-5	256	1/3/95	29	7	South Dakota State	Britton, SD	D2-18
55	Graham, Brandon	DE	6-2	265	4/3/88	36	15	Michigan	Detroit, MI	D1-10
0	Huff, Bryce	DE	6-3	254	4/17/98	26	5	Memphis	Mobile, AL	FA-NYJ-24
58	Hunt, Jalyx	OLB	6-3	252	3/13/01	23	R	Houston Christian	DeBary, FL	D3-24
1	Hurts, Jalen	QB	6-1	223	8/7/98	26	5	Oklahoma	Channelview, TX	D2-20
74	Johnson, Fred	T	6-7	326	6/5/97	27	6	Florida	Royal Palm Beach, FL	FA-22
65	Johnson, Lane	T	6-6	325	5/8/90	34	12	Oklahoma	Groveton, TX	D1-13
51	Jurgens, Cam	C	6-3	303	8/21/99	25	3	Nebraska	Beatrice, NE	D2-22
79	Keegan, Trevor	G	6-5	306	8/30/00	24	R	Michigan	Crystal Lake, IL	D5c-24
72	Kinnard, Darian	T/G	6-5	322	12/29/99	24	2	Kentucky	Cleveland, OH	FA-24
49	Lovato, Rick	LS	6-2	249	9/9/92	32	8	Old Dominion	Middletown, NJ	FA-16
29	Maddox, Avonte	DB	5-9	184	3/31/96	28	7	Pittsburgh	Detroit, MI	D4a-18
68	Mailata, Jordan	T	6-8	365	3/31/97	27	7	---	Sydney, Australia	D7-18
10	Mann, Braden	P	5-11	198	11/24/97	26	5	Texas A&M	Cypress, TX	FA-23
36	McCollum, Tristin	S	6-3	195	5/3/99	25	1	Sam Houston State	Galveston, TX	FA-23
16	McKee, Tanner	QB	6-6	231	4/27/00	24	2	Stanford	Corona, CA	D6-23
27	Mitchell, Quinyon	CB	6-0	193	7/18/01	23	R	Toledo	Williston, FL	D1-24
97	Ojomo, Moro	DT	6-3	292	8/15/01	23	2	Texas	Katy, TX	D7-23
7	Pickett, Kenny	QB	6-3	220	6/6/98	26	3	Pittsburgh	Oakhurst, NJ	T-Pit-24
23	Ricks, Eli	CB	6-2	188	9/26/01	22	2	Alabama	Rancho Cucamonga, CA	UDFA-23
22	Ringo, Kelee	CB	6-2	207	6/27/02	22	2	Georgia	Tacoma, WA	D4-23
34	Rodgers, Isaiah	CB	5-10	176	1/7/98	26	4	Massachusetts	Tampa, FL	FA-23
28	Shibley, Will	RB	5-11	209	8/29/02	22	R	Clemson	Weddington, NC	D4-24
2	Slay, Darius	CB	6-0	190	1/1/91	33	12	Mississippi State	Brunswick, GA	T-Det-20
6	Smith, DeVonta	WR	6-0	170	11/14/98	25	4	Alabama	Amite, LA	D1-21
3	Smith, Nolan	OLB	6-2	238	1/18/01	23	2	Georgia	Savannah, GA	D1b-23
56	Steen, Tyler	G/T	6-6	321	6/24/00	24	2	Alabama	Miami, FL	D3a-23
19	Sweat, Josh	OLB	6-5	265	3/29/97	27	7	Florida State	Chesapeake, VA	D4b-18
54	Trotter Jr., Jeremiah	LB	6-0	225	12/24/02	21	R	Clemson	Hainesport, NJ	D5b-24
57	VanSumeren, Ben	LB	6-2	231	5/5/00	24	2	Michigan State	Bay City, MI	UDFA-23
45	White, Devin	LB	6-0	237	2/17/98	26	6	LSU	Springhill, LA	FA-TB-24
93	Williams, Milton	DT	6-3	290	4/6/99	25	4	Louisiana Tech	Crowley, TX	D3-21
89	Wilson, Johnny	WR	6-6	228	4/3/01	23	R	Florida State	Pacoima, CA	D6a-24
94	Young, Byron	DT	6-3	292	11/10/00	23	2	Alabama	Laurel, MS	W-LV-24

PRACTICE SQUAD

80	Campbell, Parris	WR	6-1	205	7/16/97	27	6	Ohio State	Akron, OH	FA-NYG-24
35	Davis-Price, Tyrion	RB	6-1	219	10/23/00	23	3	LSU	Baton Rouge, LA	FA-24
75	Driscoll, Jack	T/G	6-5	312	4/1/97	27	5	Auburn	Madison, CT	FA-24
46	Foelsch, Kevin	TE	6-4	250	4/13/01	23	R	New Haven	Ramsey, NJ	FA-24
41	Gray, Danny	WR	6-0	200	4/1/99	25	3	Southern Methodist	Dallas, TX	FA-24
13	Grier, Will	QB	6-1	220	4/3/95	29	6	West Virginia	Davidson, NC	FA-LAC-24
96	Hall, Gabe	DT	6-6	295	1/12/01	23	R	Baylor	Waller, TX	UDFA-24
84	Jenkins, E.J.	TE	6-6	245	1/13/98	25	1	Georgia Tech	Fredericksburg, VA	FA-24
86	Philips, Kyle	WR	5-11	189	6/17/99	25	3	UCLA	San Marcos, CA	FA-24
43	Rosemy-Jacksaint, Marcus	WR	6-1	205	1/8/02	22	R	Georgia	Fort Lauderdale, FL	FA-24
31	Sam, Andre	S	5-10	194	2/9/99	25	R	LSU	Iowa, LA	UDFA-24
87	Stoll, Jack	TE	6-4	247	1/28/98	26	4	Nebraska	Aurora, CO	FA-24
64	Toth, Brett	OL	6-6	304	9/1/96	28	6	Army	Charleston, SC	FA-23
67	Vakalahi, Laekin	T	6-5	320	1/28/03	21	R	---	Melbourne, Australia	UDFA-24
39	Woods, A.J.	CB	5-11	195	3/28/01	23	R	Pittsburgh	Germantown, MD	FA-24
37	Woods, J.T.	S	6-2	195	6/10/00	24	3	Baylor	San Antonio, TX	FA-24
-	---	---	---	---	---	---	---	---	---	---

RESERVE/INJURED

24	Bradberry, James	DB	6-1	212	8/4/93	31	9	Samford	Pleasant Grove, AL	FA-22
-	Castles, McCallan	TE	6-4	250	12/3/99	24	R	Tennessee	South Lake Tahoe, CA	UDFA-24
73	Clark, Le'Raven	T	6-5	311	4/22/93	31	8	Texas Tech	Rockdale, TX	FA-23
-	Harris, Jacob	WR	6-5	211	4/16/97	27	3	Central Florida	Palm Harbor, FL	FA-24
85	Okwuegbunam, Albert	TE	6-5	258	4/25/98	26	5	Missouri	Springfield, IL	T-Den-23
82	Smith, Ainions	WR	5-9	176	5/31/01	23	R	Texas A&M	Missouri City, TX	D5a-24

RESERVE/PHYSICALLY UNABLE TO PERFORM

21	Brown, Sydney	S	5-10	211	3/21/00	24	2	Illinois	London, Ontario, Canada	D3b-23
----	---------------	---	------	-----	---------	----	---	----------	-------------------------	--------



#	NAME	POS	HT	WT	DOB	AGE	EXP	COLLEGE	HOMETOWN	HOW ACQ
0	Bryce Huff	DE	6-3	254	4/17/98	26	5	Memphis	Mobile, AL	FA-NYJ-24
1	Jalen Hurts	QB	6-1	223	8/7/98	26	5	Oklahoma	Channelview, TX	D2-20
2	Darius Slay	CB	6-0	190	1/1/91	33	12	Mississippi State	Brunswick, GA	T-Det-20
3	Nolan Smith	OLB	6-2	238	1/18/01	23	2	Georgia	Savannah, GA	D1b-23
4	Jake Elliott	K	5-9	167	1/21/95	29	8	Memphis	La Grange, IL	PS-Cin-17
6	DeVonta Smith	WR	6-0	170	11/14/98	25	4	Alabama	Amite, LA	D1-21
7	Kenny Pickett	QB	6-3	220	6/6/98	26	3	Pittsburgh	Oakhurst, NJ	T-Pit-24
8	C.J. Gardner-Johnson	S	5-11	208	12/20/97	26	6	Florida	Cocoa, FL	FA-Det-24
10	Braden Mann	P	5-11	198	11/24/97	26	5	Texas A&M	Cypress, TX	FA-23
11	A.J. Brown	WR	6-1	226	6/30/97	27	6	Mississippi	Starkville, MS	T-Ten-22
14	Kenneth Gainwell	RB	5-9	200	3/14/99	25	4	Memphis	Yazoo City, MS	D5-21
16	Tanner McKee	QB	6-6	231	4/27/00	24	2	Stanford	Corona, CA	D6-23
17	Nakobe Dean	LB	5-11	231	12/13/00	23	3	Georgia	Horn Lake, MS	D3-22
18	Britain Covey	WR	5-8	173	3/18/97	27	3	Utah	Provo, UT	UDFA-22
19	Josh Sweat	OLB	6-5	265	3/29/97	27	7	Florida State	Chesapeake, VA	D4b-18
22	Kelee Ringo	CB	6-2	207	6/27/02	22	2	Georgia	Tacoma, WA	D4-23
23	Eli Ricks	CB	6-2	188	9/26/01	22	2	Alabama	Rancho Cucamonga, CA	UDFA-23
26	Saquon Barkley	RB	6-0	232	2/9/97	27	7	Penn State	Coplay, PA	FA-NYG-24
27	Quinyon Mitchell	CB	6-0	193	7/18/01	23	R	Toledo	Williston, FL	D1-24
28	Will Shipley	RB	5-11	209	8/29/02	22	R	Clemson	Weddington, NC	D4-24
29	Avonte Maddox	DB	5-9	184	3/31/96	28	7	Pittsburgh	Detroit, MI	D4a-18
32	Reed Blankenship	S	6-1	203	3/2/99	25	3	Middle Tennessee State	Lester, AL	UDFA-22
33	Cooper DeJean	DB	6-0	198	2/9/03	21	R	Iowa	Odebolt, IA	D2-24
34	Isaiah Rodgers	CB	5-10	176	1/7/98	26	4	Massachusetts	Tampa, FL	FA-23
36	Tristin McCollum	S	6-3	195	5/3/99	25	1	Sam Houston State	Galveston, TX	FA-23
42	Oren Burks	LB	6-3	233	3/21/95	29	7	Vanderbilt	Lorton, VA	FA-SF-24
45	Devin White	LB	6-0	237	2/17/98	26	6	LSU	Springhill, LA	FA-TB-24
49	Rick Lovato	LS	6-2	249	9/9/92	32	8	Old Dominion	Middletown, NJ	FA-16
51	Cam Jurgens	C	6-3	303	8/21/99	25	3	Nebraska	Beatrice, NE	D2-22
53	Zack Baun	LB	6-3	225	12/30/96	27	5	Wisconsin	Brown Deer, WI	FA-NO-24
54	Jeremiah Trotter Jr.	LB	6-0	225	12/24/02	21	R	Clemson	Hainesport, NJ	D5b-24
55	Brandon Graham	DE	6-2	265	4/3/88	36	15	Michigan	Detroit, MI	D1-10
56	Tyler Steen	G/T	6-6	321	6/24/00	24	2	Alabama	Miami, FL	D3a-23
57	Ben VanSumeren	LB	6-2	231	5/5/00	24	2	Michigan State	Bay City, MI	UDFA-23
58	Jalyn Hunt	OLB	6-3	252	3/13/01	23	R	Houston Christian	DeBary, FL	D3-24
59	Thomas Booker	DT	6-3	301	11/11/99	24	2	Stanford	Baltimore, MD	FA-23
61	Nick Gates	OL	6-5	312	11/27/95	28	7	Nebraska	Las Vegas, NV	FA-24
65	Lane Johnson	T	6-6	325	5/8/90	34	12	Oklahoma	Groveton, TX	D1-13
68	Jordan Mailata	T	6-8	365	3/31/97	27	7	---	Sydney, Australia	D7-18
69	Landon Dickerson	G	6-6	332	9/30/98	25	4	Alabama	Hudson, NC	D2-21
72	Darian Kinnard	T/G	6-5	322	12/29/99	24	2	Kentucky	Cleveland, OH	FA-24
74	Fred Johnson	T	6-7	326	6/5/97	27	6	Florida	Royal Palm Beach, FL	FA-22
77	Mekhi Becton	G/T	6-7	363	4/18/99	25	5	Louisville	Highland Springs, VA	FA-NYJ-24
79	Trevor Keegan	G	6-5	306	8/30/00	24	R	Michigan	Crystal Lake, IL	D5c-24
81	Grant Calcaterra	TE	6-4	240	12/4/98	25	3	Southern Methodist	Rancho Santa Margarita, CA	D6b-22
83	Jahan Dotson	WR	5-11	184	3/22/00	24	3	Penn State	Nazareth, PA	T-Was-24
88	Dallas Goedert	TE	6-5	256	1/3/95	29	7	South Dakota State	Britton, SD	D2-18
89	Johnny Wilson	WR	6-6	228	4/3/01	23	R	Florida State	Pacoima, CA	D6a-24
90	Jordan Davis	DT	6-6	336	1/12/00	24	3	Georgia	Charlotte, NC	D1-22
93	Milton Williams	DT	6-3	290	4/6/99	25	4	Louisiana Tech	Crowley, TX	D3-21
94	Byron Young	DT	6-3	292	11/10/00	23	2	Alabama	Laurel, MS	W-LV-24
97	Moro Ojomo	DT	6-3	292	8/15/01	23	2	Texas	Katy, TX	D7-23
98	Jalen Carter	DT	6-3	314	4/4/01	23	2	Georgia	Apopka, FL	D1a-23

PRACTICE SQUAD

13	Will Grier	QB	6-1	220	4/3/95	29	6	West Virginia	Davidson, NC	FA-LAC-24
31	Andre Sam	S	5-10	194	2/9/99	25	R	LSU	Iowa, LA	UDFA-24
35	Tyrion Davis-Price	RB	6-1	219	10/23/00	23	3	LSU	Baton Rouge, LA	FA-24
37	J.T. Woods	S	6-2	195	6/10/00	24	3	Baylor	San Antonio, TX	FA-24
39	A.J. Woods	CB	5-11	195	3/28/01	23	R	Pittsburgh	Germantown, MD	FA-24
41	Danny Gray	WR	6-0	200	4/1/99	25	3	Southern Methodist	Dallas, TX	FA-24
43	Marcus Rosemy-Jacksaint	WR	6-1	205	1/8/02	22	R	Georgia	Fort Lauderdale, FL	FA-24
46	Kevin Foelsch	TE	6-4	250	4/13/01	23	R	New Haven	Ramsey, NJ	FA-24
64	Brett Toth	OL	6-6	304	9/1/96	28	6	Army	Charleston, SC	FA-23
67	Laekin Vakalahi	T	6-5	320	1/28/03	21	R	---	Melbourne, Australia	UDFA-24
75	Jack Driscoll	T/G	6-5	312	4/1/97	27	5	Auburn	Madison, CT	FA-24
80	Parris Campbell	WR	6-1	205	7/16/97	27	6	Ohio State	Akron, OH	FA-NYG-24
84	E.J. Jenkins	TE	6-6	245	1/13/98	25	1	Georgia Tech	Fredericksburg, VA	FA-24
86	Kyle Philips	WR	5-11	189	6/17/99	25	3	UCLA	San Marcos, CA	FA-24
87	Jack Stoll	TE	6-4	247	1/28/98	26	4	Nebraska	Aurora, CO	FA-24
96	Gabe Hall	DT	6-6	295	1/12/01	23	R	Baylor	Waller, TX	UDFA-24
-	---	---	---	---	---	---	---	---	---	---

RESERVE/INJURED

24	James Bradberry	DB	6-1	212	8/4/93	31	9	Samford	Pleasant Grove, AL	FA-22
73	Le'Raven Clark	T	6-5	311	4/22/93	31	8	Texas Tech	Rockdale, TX	FA-23
82	Ainias Smith	WR	5-9	176	5/31/01	23	R	Texas A&M	Missouri City, TX	D5a-24
85	Albert Okwuegbunam	TE	6-5	258	4/25/98	26	5	Missouri	Springfield, IL	T-Den-23
-	McCallan Castles	TE	6-4	250	12/3/99	24	R	Tennessee	South Lake Tahoe, CA	UDFA-24
-	Jacob Harris	WR	6-5	211	4/16/97	27	3	Central Florida	Palm Harbor, FL	FA-24

RESERVE/PHYSICALLY UNABLE TO PERFORM

21	Sydney Brown	S	5-10	211	3/21/00	24	2	Illinois	London, Ontario, Canada	D3b-23
----	--------------	---	------	-----	---------	----	---	----------	-------------------------	--------



	#	NAME	POS	HT	WT	DOB	AGE	EXP	COLLEGE	HOMETOWN	HOW ACQ
QB	1	Jalen Hurts	QB	6-1	223	8/7/98	26	5	Oklahoma	Channelview, TX	D2-20
	7	Kenny Pickett	QB	6-3	220	6/6/98	26	3	Pittsburgh	Oakhurst, NJ	T-Pit-24
	13	Will Grier (PS)	QB	6-1	220	4/3/95	29	6	West Virginia	Davidson, NC	FA-LAC-24
	16	Tanner McKee	QB	6-6	231	4/27/00	24	2	Stanford	Corona, CA	D6-23
RB	14	Kenneth Gainwell	RB	5-8	201	3/14/99	25	4	Memphis	Yazoo City, MS	D5-21
	26	Saquon Barkley	RB	6-0	232	2/9/97	27	7	Penn State	Coplay, PA	FA-NYG-24
	28	Will Shipley	RB	5-11	209	8/29/02	22	R	Clemson	Weddington, NC	D4-24
	35	Tyrion Davis-Price (PS)	RB	6-1	219	10/23/00	23	3	LSU	Baton Rouge, LA	FA-24
WR	6	DeVonta Smith	WR	6-0	170	11/14/98	25	4	Alabama	Amite, LA	D1-21
	11	A.J. Brown	WR	6-1	226	6/30/97	27	6	Mississippi	Starkville, MS	T-Ten-22
	18	Britain Covey	WR	5-8	173	3/18/97	27	3	Utah	Provo, UT	UDFA-22
	41	Danny Gray (PS)	WR	6-0	200	4/1/99	25	3	Southern Methodist	Dallas, TX	FA-24
	43	Marcus Rosemy-Jacksaint (PS)	WR	6-1	205	1/8/02	22	R	Georgia	Fort Lauderdale, FL	FA-24
	80	Parris Campbell (PS)	WR	6-1	205	7/16/97	27	6	Ohio State	Akron, OH	FA-NYG-24
	82	Ainias Smith (IR)	WR	5-9	176	5/31/01	23	R	Texas A&M	Missouri City, TX	D5a-24
	83	Jahan Dotson	WR	5-11	184	3/22/00	24	3	Penn State	Nazareth, PA	T-Was-24
	86	Kyle Philips (PS)	WR	5-11	189	6/17/99	25	3	UCLA	San Marcos, CA	FA-24
	89	Johnny Wilson	WR	6-6	228	4/3/01	23	R	Florida State	Pacoima, CA	D6a-24
	-	Jacob Harris (IR)	WR	6-5	211	4/16/97	27	3	Central Florida	Palm Harbor, FL	FA-24
TE	46	Kevin Foelsch (PS)	TE	6-4	250	4/13/01	23	R	New Haven	Ramsey, NJ	FA-24
	81	Grant Calcaterra	TE	6-4	240	12/4/98	25	3	Southern Methodist	Rancho Santa Margarita, CA	D6b-22
	84	E.J. Jenkins (PS)	TE	6-6	245	11/3/98	25	1	Georgia Tech	Fredericksburg, VA	FA-24
	85	Albert Okwuegbunam (IR)	TE	6-5	258	4/25/98	26	5	Missouri	Springfield, IL	T-Den-23
	87	Jack Stoll (PS)	TE	6-4	247	1/28/98	26	4	Nebraska	Aurora, CO	FA-24
	88	Dallas Goedert	TE	6-5	256	1/3/95	29	7	South Dakota State	Britton, SD	D2-18
	-	McCallan Castles (IR)	TE	6-4	250	12/3/99	24	R	Tennessee	South Lake Tahoe, CA	UDFA-24
OFFENSIVE LINE	51	Cam Jurgens	C	6-3	303	8/21/99	25	3	Nebraska	Beatrice, NE	D2-22
	56	Tyler Steen	G/T	6-6	321	6/24/00	24	2	Alabama	Miami, FL	D3a-23
	61	Nick Gates	OL	6-5	312	11/27/95	28	7	Nebraska	Las Vegas, NV	FA-24
	64	Brett Toth (PS)	OL	6-6	304	9/1/96	28	6	Army	Charleston, SC	FA-23
	65	Lane Johnson	T	6-6	325	5/8/90	34	12	Oklahoma	Groveton, TX	D1-13
	67	Laekin Vakalahi (PS)	T	6-5	320	1/28/03	21	R	---	Melbourne, Australia	UDFA-24
	68	Jordan Mailata	T	6-8	365	3/31/97	27	7	---	Sydney, Australia	D7-18
	69	Landon Dickerson	G	6-6	332	9/30/98	25	4	Alabama	Hudson, NC	D2-21
	72	Darian Kinnard	T/G	6-5	322	12/29/99	24	2	Kentucky	Cleveland, OH	FA-24
	73	Le'Raven Clark (IR)	T	6-5	311	4/22/93	31	8	Texas Tech	Rockdale, TX	FA-23
	74	Fred Johnson	T	6-7	326	6/5/97	27	6	Florida	Royal Palm Beach, FL	FA-24
	75	Jack Driscoll (PS)	T/G	6-5	312	4/1/97	27	5	Auburn	Madison, CT	FA-24
	77	Mekhi Becton	G/T	6-7	363	4/18/99	25	5	Louisville	Highland Springs, VA	FA-NYJ-24
79	Trevor Keegan	G	6-5	306	8/30/00	24	R	Michigan	Crystal Lake, IL	D5c-24	
DEFENSIVE LINE	0	Bryce Huff	DE	6-3	254	4/17/98	26	5	Memphis	Mobile, AL	FA-NYJ-24
	55	Brandon Graham	DE	6-2	265	4/3/88	36	15	Michigan	Detroit, MI	D1-10
	59	Thomas Booker	DT	6-3	301	11/11/99	24	2	Stanford	Baltimore, MD	FA-23
	90	Jordan Davis	DT	6-6	336	1/12/00	24	3	Georgia	Charlotte, NC	D1-22
	93	Milton Williams	DT	6-3	290	4/6/99	25	4	Louisiana Tech	Crowley, TX	D3-21
	94	Byron Young	DT	6-3	292	11/10/00	23	2	Alabama	Laurel, MS	W-LV-24
	96	Gabe Hall (PS)	DT	6-6	295	1/12/01	23	R	Baylor	Waller, TX	UDFA-24
	97	Moro Ojomo	DT	6-3	292	8/15/01	23	2	Texas	Katy, TX	D7-23
98	Jalen Carter	DT	6-3	314	4/4/01	23	2	Georgia	Apopka, FL	D1a-23	
LB	3	Nolan Smith	OLB	6-2	238	1/18/01	23	2	Georgia	Savannah, GA	D1b-23
	17	Nakobe Dean	LB	5-11	231	12/13/00	23	3	Georgia	Horn Lake, MS	D3-22
	19	Josh Sweat	OLB	6-5	265	3/29/97	27	7	Florida State	Chesapeake, VA	D4b-18
	42	Oren Burks	LB	6-3	233	3/21/95	29	7	Vanderbilt	Lorton, VA	FA-SF-24
	45	Devin White	LB	6-0	237	2/17/98	26	6	LSU	Springhill, LA	FA-TB-24
	53	Zack Baun	LB	6-3	225	12/30/96	27	5	Wisconsin	Brown Deer, WI	FA-NO-24
	54	Jeremiah Trotter Jr.	LB	6-0	225	12/24/02	21	R	Clemson	Hainesport, NJ	D5b-24
	57	Ben VanSumeren	LB	6-2	231	5/5/00	24	2	Michigan State	Bay City, MI	UDFA-23
58	Jalyx Hunt	OLB	6-3	252	3/13/01	23	R	Houston Christian	DeBary, FL	D3-24	
DEFENSIVE BACKS	2	Darius Slay	CB	6-0	190	1/1/91	33	12	Mississippi State	Brunswick, GA	T-Det-20
	8	C.J. Gardner-Johnson	S	5-11	208	12/20/97	26	6	Florida	Cocoa, FL	FA-Det-24
	21	Sydney Brown (PUP)	S	5-10	211	3/21/00	24	2	Illinois	London, Ontario, Canada	D3b-23
	22	Kelee Ringo	CB	6-2	207	6/27/02	22	2	Georgia	Tacoma, WA	D4-23
	23	Eli Ricks	CB	6-2	188	9/26/01	22	2	Alabama	Rancho Cucamonga, CA	UDFA-23
	24	James Bradberry (IR)	DB	6-1	212	8/4/93	31	9	Samford	Pleasant Grove, AL	FA-22
	27	Quinyon Mitchell	CB	6-0	193	7/18/01	23	R	Toledo	Williston, FL	D1-24
	29	Avonte Maddox	DB	5-9	184	3/31/96	28	7	Pittsburgh	Detroit, MI	D4a-18
	31	Andre Sam (PS)	S	5-10	194	2/9/99	25	R	LSU	Iowa, LA	UDFA-24
	32	Reed Blankenship	S	6-1	203	3/2/99	25	3	Middle Tennessee State	Lester, AL	UDFA-22
	33	Cooper DeJean	DB	6-0	198	2/9/03	21	R	Iowa	Odebolt, IA	D2-24
	34	Isaiah Rodgers	CB	5-10	176	1/7/98	26	4	Massachusetts	Tampa, FL	FA-23
	36	Tristin McCollum	S	6-3	195	5/3/99	25	1	Sam Houston State	Galveston, TX	FA-23
37	J.T. Woods (PS)	S	6-2	195	6/10/00	24	3	Baylor	San Antonio, TX	FA-24	
39	A.J. Woods (PS)	CB	5-11	195	3/28/01	23	R	Pittsburgh	Germantown, MD	FA-24	
ST	4	Jake Elliott	K	5-9	167	1/21/95	29	8	Memphis	La Grange, IL	PS-Cin-17
	10	Braden Mann	P	5-11	198	11/24/97	26	5	Texas A&M	Cypress, TX	FA-23
	49	Rick Lovato	LS	6-2	249	9/9/92	32	8	Old Dominion	Middletown, NJ	FA-16



HOW ACQUIRED		
Year	Player	Acq
2010	Brandon Graham	D1
2013	Lane Johnson	D1
2016	Rick Lovato	FA
2017	Jake Elliott	PS-Cin
2018	Dallas Goedert	D2
	Avonte Maddox	D4a
	Josh Sweat	D4b
	Jordan Mailata	D7
2020	Jalen Hurts	D2
	Darius Slay	T-Det
2021	DeVonta Smith	D1
	Landon Dickerson	D2
	Milton Williams	D3
	Kenneth Gainwell	D5
2022	Jordan Davis	D1
	Cam Jurgens	D2
	Nakobe Dean	D3
	Grant Calcaterra	D6b
	James Bradberry (IR)	FA
	Fred Johnson	FA
	Reed Blankenship	UDFA
	Britain Covey	UDFA
	A.J. Brown	T-Ten
2023	Jalen Carter	D1a
	Nolan Smith	D1b
	Tyler Steen	D3a
	Sydney Brown (PUP)	D3b
	Kelee Ringo	D4
	Tanner McKee	D6
	Moro Ojomo	D7
	Thomas Booker	FA
	Le'Raven Clark (IR)	FA
	Braden Mann	FA
	Tristin McCollum	FA
	Isaiah Rodgers	FA
	Brett Toth (PS)	FA
	Eli Ricks	UDFA
	Ben VanSumeren	UDFA
	Albert Okwuegbunam (IR)	T-Den
2024	Quinyon Mitchell	D1
	Cooper DeJean	D2
	Jalyx Hunt	D3
	Will Shipley	D4
	Ainias Smith (IR)	D5a
	Jeremiah Trotter Jr.	D5b
	Trevor Keegan	D5c
	Johnny Wilson	D6a
	Saquon Barkley	FA-NYG
	Zack Baun	FA-NO
	Mekhi Becton	FA-NYJ
	Oren Burks	FA-SF
	Parris Campbell (PS)	FA-NYG
	C.J. Gardner-Johnson	FA-Det
	Will Grier (PS)	FA-LAC
	Bryce Huff	FA-NYJ
	Devin White	FA-TB
	Tyrion Davis-Price (PS)	FA
	Jack Driscoll (PS)	FA
	Kevin Foelsch (PS)	FA
	Nick Gates	FA
	Danny Gray (PS)	FA
	Jacob Harris (IR)	FA
	E.J. Jenkins (PS)	FA
	Darian Kinnard	FA
	Kyle Philips (PS)	FA
	Marcus Rosemy-Jacksaint (PS)	FA
	Jack Stoll (PS)	FA
	A.J. Woods (PS)	FA
	J.T. Woods (PS)	FA
	McCallan Castles (IR)	UDFA
	Gabe Hall (PS)	UDFA
	Andre Sam (PS)	UDFA
	Laekin Vakalahi (PS)	UDFA
	Jahan Dotson	T-Was
	Kenny Pickett	T-Pit
	Byron Young	W-LV

BY DRAFT ROUND			
Rd	Player	Team	Year
1st	Brandon Graham	Phi	2010
	Lane Johnson	Phi	2013
	Saquon Barkley	NYG	2018
	Devin White	TB	2019
	Mekhi Becton	NYJ	2020
	DeVonta Smith	Phi	2021
	Jordan Davis	Phi	2022
	Jahan Dotson	Was	2022
	Kenny Pickett	Pit	2022
	Jalen Carter	Phi	2023
	Nolan Smith	Phi	2023
	Quinyon Mitchell	Phi	2024
2nd	Darius Slay	Det	2013
	James Bradberry (IR)	Car	2016
	Dallas Goedert	Phi	2018
	A.J. Brown	Ten	2019
	Parris Campbell (PS)	Ind	2019
	Jalen Hurts	Phi	2020
	Landon Dickerson	Phi	2021
	Tyrion Davis-Price (PS)	SF	2022
	Cam Jurgens	Phi	2022
	Cooper DeJean	Phi	2024
3rd	Le'Raven Clark (IR)	Ind	2016
	Oren Burks	GB	2018
	Will Grier (PS)	Car	2019
	Zack Baun	NO	2020
	Milton Williams	Phi	2021
	Nakobe Dean	Phi	2022
	Danny Gray (PS)	SF	2022
	J.T. Woods (PS)	LAC	2022
	Sydney Brown (PUP)	Phi	2023
	Tyler Steen	Phi	2023
	Byron Young	LV	2023
	Jalyx Hunt	Phi	2024
4th	Avonte Maddox	Phi	2018
	Josh Sweat	Phi	2018
	C.J. Gardner-Johnson	NO	2019
	Jack Driscoll (PS)	Phi	2020
	Albert Okwuegbunam (IR)	Den	2020
	Jacob Harris (IR)	LAR	2021
	Kelee Ringo	Phi	2023
	Will Shipley	Phi	2024
5th	Jake Elliott	Cin	2017
	Kenneth Gainwell	Phi	2021
	Thomas Booker	Hou	2022
	Darian Kinnard	KC	2022
	Kyle Philips (PS)	Ten	2022
	Trevor Keegan	Phi	2024
	Ainias Smith (IR)	Phi	2024
	Jeremiah Trotter Jr.	Phi	2024
6th	Braden Mann	NYJ	2020
	Isaiah Rodgers	Ind	2020
	Grant Calcaterra	Phi	2022
	Tanner McKee	Phi	2023
	Johnny Wilson	Phi	2024
7th	Jordan Mailata	Phi	2018
	Moro Ojomo	Phi	2023
FA	Rick Lovato	Chi	2015
	Nick Gates	NYG	2018
	Fred Johnson	Pit	2019
	Brett Toth (PS)	Phi	2019
	Bryce Huff	NYJ	2020
	Jack Stoll (PS)	Phi	2021
	Reed Blankenship	Phi	2022
	Britain Covey	Phi	2022
	Tristin McCollum	Hou	2022
	E.J. Jenkins (PS)	NYJ	2023
	Eli Ricks	Phi	2023
	Ben VanSumeren	Phi	2023
	McCallan Castles (IR)	Phi	2024
	Kevin Foelsch (PS)	Car	2024
	Gabe Hall (PS)	Phi	2024
	Marcus Rosemy-Jacksaint (PS)	Was	2024
	Andre Sam (PS)	Phi	2024
	Laekin Vakalahi (PS)	Phi	2024
	A.J. Woods (PS)	Was	2024

BY EXPERIENCE			
Player	Exp	G/S	w/Phi
Brandon Graham	15	197/105	
Lane Johnson	12	145/145	
Darius Slay	12	165/155	62/61
James Bradberry (IR)	9	125/124	33/33
Le'Raven Clark (IR)	8	64/18	4/1
Jake Elliott	8	115/0	
Rick Lovato	8	124/0	120/0
Saquon Barkley	7	76/76	2/2
Oren Burks	7	93/15	2/0
Nick Gates	7	46/29	2/0
Dallas Goedert	7	85/68	
Avonte Maddox	7	66/39	
Jordan Mailata	7	64/59	
Josh Sweat	7	90/51	
A.J. Brown	6	78/70	35/34
Parris Campbell (PS)	6	45/27	1/0
C.J. Gardner-Johnson	6	60/47	14/14
Will Grier (PS)	6	2/2	0/0
Fred Johnson	6	47/8	19/0
Brett Toth (PS)	6	20/2	0/0
Devin White	6	76/75	0/0
Zack Baun	5	64/16	2/2
Mekhi Becton	5	33/32	2/2
Jack Driscoll (PS)	5	54/17	
Bryce Huff	5	56/9	2/2
Jalen Hurts	5	64/53	
Braden Mann	5	60/0	17/0
Albert Okwuegbunam (IR)	5	30/7	4/0
Landon Dickerson	4	49/48	
Kenneth Gainwell	4	51/3	
Isaiah Rodgers	4	45/10	0/0
DeVonta Smith	4	52/51	
Jack Stoll (PS)	4	50/26	
Milton Williams	4	52/14	
Reed Blankenship	3	27/21	
Grant Calcaterra	3	32/5	
Britain Covey	3	35/0	
Jordan Davis	3	32/24	
Tyrion Davis-Price (PS)	3	7/0	0/0
Nakobe Dean	3	24/6	
Jahan Dotson	3	31/27	2/1
Danny Gray (PS)	3	13/0	0/0
Jacob Harris (IR)	3	18/0	0/0
Cam Jurgens	3	30/13	
Kyle Philips (PS)	3	13/0	0/0
Kenny Pickett	3	25/24	0/0
J.T. Woods (PS)	3	13/1	0/0
Thomas Booker	2	12/1	2/0
Sydney Brown (PUP)	2	14/6	
Jalen Carter	2	18/2	
Darian Kinnard	2	1/0	0/0
Tanner McKee	2	0/0	
Moro Ojomo	2	10/0	
Eli Ricks	2	17/0	
Kelee Ringo	2	19/4	
Nolan Smith	2	19/0	
Tyler Steen	2	13/1	
Ben VanSumeren	2	11/1	
Byron Young	2	6/0	0/0
E.J. Jenkins (PS)	1	2/0	
Tristin McCollum	1	5/0	
McCallan Castles (IR)	R	0/0	
Cooper DeJean	R	2/0	
Kevin Foelsch (PS)	R	0/0	
Gabe Hall (PS)	R	0/0	
Jalyx Hunt	R	1/0	
Trevor Keegan	R	0/0	
Quinyon Mitchell	R	2/2	
Marcus Rosemy-Jacksaint (PS)	R	0/0	
Andre Sam (PS)	R	0/0	
Will Shipley	R	2/0	
Ainias Smith (IR)	R	0/0	
Jeremiah Trotter Jr.	R	2/0	
Laekin Vakalahi (PS)	R	0/0	
Johnny Wilson	R	2/0	
A.J. Woods (PS)	R	0/0	



JANUARY

- ▶ **1/22/24** - Signed the following players to reserve/future contracts: T **Le'Raven Clark**, WR **Shaquan Davis**, DT **Noah Elliss**, CB **Mekhi Garner**, CB **Mario Goodrich**, WR **Jacob Harris**, WR **Griffin Hebert**, DE **Tarron Jackson**, TE **E.J. Jenkins**, LB **Terrell Lewis**, S **Tristin McCollum**, CB **Tiawan Mullen**, WR **Joseph Ngata**, RB **Low Nichols**, G **Jason Poe**, LB **Brandon Smith**, OL **Lecitus Smith**, T/G **Brett Toth** and WR **Austin Watkins**
- ▶ **1/30/24** - Signed TE **Noah Togiai** to reserve/future contract

FEBRUARY

- ▶ **2/14/24** - Signed OLB **Julian Okwara**
- ▶ **2/20/24** - Signed RB **Tyrion Davis-Price** and T **Darian Kinnard**
- ▶ **2/23/24** - Signed TE **Albert Okwuegbunam** to 1-year contract extension

MARCH

- ▶ **3/1/24** - Released S **Kevin Byard**
- ▶ **3/7/24** - Released CB **Avonte Maddox**
- ▶ **3/9/24** - Agreed to terms with DE **Brandon Graham** on 1-year contract extension
- ▶ **3/11/24** - Agreed to terms with G **Landon Dickerson** on 4-year contract extension
- ▶ **3/12/24** - Agreed to terms with LS **Rick Lovato** on 1-year contract extension ... Agreed to terms with P **Braden Mann** on 2-year contract extension
- ▶ **3/13/24** - Agreed to terms with K **Jake Elliott** to 4-year contract extension ... Agreed to terms with RB **Saquon Barkley** on 3-year contract ... Agreed to terms with DE **Bryce Huff** on 3-year contract ... Agreed to terms with LB **Zack Baun** on 1-year contract ... Agreed to terms with OL **Matt Hennessy** on 1-year contract
- ▶ **3/14/24** - Agreed to terms with S **C.J. Gardner-Johnson** on 3-year contract ... Agreed to terms with WR **DeVante Parker** on 1-year contract
- ▶ **3/16/24** - Agreed to acquire QB **Kenny Pickett** and 2024 4th-round draft pick (120th overall) from Pittsburgh in exchange for 2024 3rd-round draft pick (98th overall) and two 2025 7th-round draft picks
- ▶ **3/18/24** - Agreed to terms with LB **Devin White** on 1-year contract
- ▶ **3/19/24** - Signed LB **Oren Burks** to 1-year contract ... Signed DT **P.J. Mustipher** to 1-year contract
- ▶ **3/21/24** - Signed CB **Tyler Hall** to 1-year contract ... Agreed to terms with WR **Parris Campbell** on 1-year contract
- ▶ **3/23/24** - Agreed to terms with QB **Will Grier** on 1-year contract

APRIL

- ▶ **4/1/24** - Signed S **Reed Blankenship** to 1-year contract extension through 2025 ... Agreed to terms with N.Y. Jets to trade LB **Haason Reddick** in exchange for conditional 2026 3rd-round pick
- ▶ **4/4/24** - Agreed to terms with T **Jordan Mailata** on 3-year contract extension through 2028 ... Signed CB **Avonte Maddox** to 1-year contract
- ▶ **4/11/24** - Signed TE **C.J. Uzomah** to 1-year contract
- ▶ **4/15/24** - Exercised 5th-year option on WR **DeVonta Smith** ... Agreed to terms with WR **DeVonta Smith** on 3-year contract extension
- ▶ **4/23/24** - Activated CB **Isaiah Rodgers** from Reserve/Suspended
- ▶ **4/25/24** - Agreed to terms with WR **A.J. Brown** on 3-year contract extension through 2029 ... Selected QB **Quinyon Mitchell** with 22nd overall pick (1st round)
- ▶ **4/26/24** - Traded pair of 2024 2nd-round picks (Nos. 50 and 53 overall) and 2024 5th-round pick (No. 161 overall) to Washington in exchange for 2024 2nd-round pick (No. 40 overall), 2024 3rd-round pick (No. 78 overall), and 2024 5th-round pick (No. 152 overall) ... Selected DB **Cooper DeJean** with 40th overall pick (2nd round) ... Traded 2024 3rd-round pick (No. 78 overall) to Houston in exchange for 2024 3rd-round pick (No. 86 overall) and 2024 4th-round pick (No. 123 overall) ... Traded 2024 3rd-round pick (No. 86 overall) to San Francisco in exchange for

2024 3rd-round pick (No. 94 overall) and 2024 4th-round pick (No. 132 overall) ... Selected OLB **Jalyx Hunt** with 94th overall pick (3rd round)

- ▶ **4/27/24** - Traded 2024 4th-round pick (No. 120 overall) to Miami in exchange for 2025 3rd-round pick ... Traded 2024 4th-round pick (No. 123 overall) to Houston in exchange for 2024 4th-round pick (No. 127 overall) and 2025 5th-round pick ... Selected RB **Will Shipley** with 127th overall pick (4th round) ... Traded 2024 4th-round pick (No. 132 overall) and 2024 6th-round pick (No. 210 overall) to Detroit in exchange for 2024 5th-round pick (No. 164 overall), 2024 6th-round pick (No. 201 overall), and 2025 4th-round pick ... Selected WR **Ainias Smith** with 152nd overall pick (5th round) ... Traded 2024 5th-round pick (No. 164 overall) and 2024 6th-round pick (No. 201 overall) to Indianapolis in exchange for 2024 5th-round pick (No. 155 overall) ... Selected LB **Jeremiah Trotter Jr.** with 155th overall pick (5th round) ... Traded 2024 5th-round pick (No. 171 overall) to N.Y. Jets in exchange for pair of 2024 6th-round picks (Nos. 185 and 190 overall) ... Selected G **Trevor Keegan** with 172nd overall pick (6th round) ... Selected WR **Johnny Wilson** with 185th overall pick (6th round) ... Selected OL **Dylan McMahon** with 190th overall pick (6th round)
- ▶ **4/29/24** - Signed T **Mekhi Becton** to 1-year contract
- ▶ **4/30/24** - Waived DT **Noah Elliss**, WR **Griffin Hebert**, CB **Tiawan Mullen** and OL **Lecitus Smith**

MAY

- ▶ **5/3/24** - Signed WR **Johnny Wilson** to 4-year contract ... Signed the following undrafted free agents: T **Gottlieb Ayedze**, TE **McCallan Castles**, T **Anim Dankwah**, DT **Gabe Hall**, RB **Kendall Milton**, S **Andre Sam**, and T **Laekin Vakalahi** ... Received roster exemption for international player T **Laekin Vakalahi** ... Placed T **Le'Raven Clark** on Reserve/Injured
- ▶ **5/4/24** - Signed G **Trevor Keegan** to 4-year contract
- ▶ **5/13/24** - Signed OLB **Jalyx Hunt**, RB **Will Shipley**, and WR **Ainias Smith** to 4-year contract ... Signed CB **Shon Stephens** ... Released TE **Noah Togiai**
- ▶ **5/15/24** - Signed C/G **Dylan McMahon** and LB **Jeremiah Trotter Jr.** to 4-year contracts
- ▶ **5/20/24** - Signed DB **Cooper DeJean** to 4-year contract
- ▶ **5/22/24** - Placed WR **DeVante Parker** on Reserve/Retired
- ▶ **5/23/24** - Signed WR **John Ross** to 1-year contract

JUNE

- ▶ **6/3/24** - Signed G **Max Scharping**
- ▶ **6/6/24** - Signed CB **Quinyon Mitchell** to 4-year contract
- ▶ **6/7/24** - Signed DB **Parry Nickerson**

JULY

- ▶ **7/24/24** - Placed T **Gottlieb Ayedze**, WR **Shaquan Davis** and DB **Cooper DeJean** on Active/Non-Football Injury ... Placed S **Sydney Brown** on Active/Physically Unable to Perform
- ▶ **7/25/24** - Signed WR **Griffin Hebert** ... Waived T **Gottlieb Ayedze**
- ▶ **7/26/24** - Activated WR **Shaquan Davis** from Active/Non-Football Injury
- ▶ **7/30/24** - Signed OL **Nick Gates** ... Released CB **Mario Goodrich**

AUGUST

- ▶ **8/3/24** - Claimed TE **Kevin Foelsch** off waivers from N.Y. Jets ... Waived/injured TE **McCallan Castles**
- ▶ **8/5/24** - Signed LB **Shaquille Quarterman** ... Released G/C **Jason Poe**
- ▶ **8/7/24** - Waived WR **Shaquan Davis** ... Claimed TE **Armani Rogers** off waivers from Washington
- ▶ **8/11/24** - Signed S **Caden Sterns** ... Released LB **Shaquille Quarterman**
- ▶ **8/13/24** - Activated DB **Cooper DeJean** from Active/Non-Football Injury
- ▶ **8/17/24** - Signed T **Gottlieb Ayedze** ... Placed CB **Tyler Hall** on Reserve/Injured ... Waived/injured CB **Mekhi Garner**



- ▶ **8/21/24** - Signed OL **Jason Poe** ... Released TE **C.J. Uzomah**
- ▶ **8/22/24** - Agreed to acquire WR **Jahan Dotson** and 2025 5th-round draft pick from Washington in exchange for 2025 3rd-round draft pick and two 2025 7th-round draft picks
- ▶ **8/26/24** - Released the following players: QB **Will Grier**, CB **Parry Nickerson**, OLB **Julian Okwara** and G/T **Max Scharping**
- ▶ **8/27/24** - Released the following players: LB **Oren Burks**, WR **Parris Campbell**, OL **Nick Gates**, G/C **Matt Hennessy**, WR **John Ross**, OL **Brett Toth** ... Waived the following players: T/G **Gottlieb Ayedze**, T **Anim Dankwah**, RB **Tyrion Davis-Price**, TE **Kevin Foelsch**, DT **Gabe Hall**, WR **Jacob Harris** (Injured), WR **Griffin Hebert**, DE **Tarron Jackson**, TE **E.J. Jenkins**, CB **Josh Jobe**, OLB **Terrell Lewis**, C **Dylan McMahon**, CB **Zech McPhearson**, RB **Kendall Milton**, DT **P.J. Mustipher**, WR **Joseph Ngata** (Injured), RB **Lew Nichols**, G/C **Jason Poe**, TE **Armani Rogers**, S **Andre Sam**, LB **Brandon Smith**, CB **Shon Stephens**, S **Caden Sterns** (Non-Football Injury), T **Laekin Vakalahi** and WR **Austin Watkins** ... Placed S **Sydney Brown** on Reserve/Physically Unable to Perform ... Played TE **Albert Okwuegbunam** and WR **Ainias Smith** on Reserve/Injured
- ▶ **8/28/24** - Signed the following players to practice squad: LB **Oren Burks**, WR **Parris Campbell**, RB **Tyrion Davis-Price**, OL **Nick Gates**, QB **Will Grier**, DT **Gabe Hall**, TE **E.J. Jenkins**, C **Dylan McMahon**, WR **Marcus Rosemy-Jacksaint**, S **Andre Sam**, LB **Brandon Smith**, S **Caden Sterns**, TE **Jack Stoll** and T **Laekin Vakalahi**
- ▶ **8/29/24** - Signed LB **Oren Burks** from practice squad to active roster ... Claimed DT **Byron Young** off waivers from Las Vegas ... Signed OL **Brett Toth** to practice squad ... Placed CB **James Bradberry** on Reserve/Injured ... Released DT **Marlon Tuipulotu**
- ▶ **8/30/24** - Signed S **J.T. Woods** to practice squad

SEPTEMBER

- ▶ **9/1/24** - Signed TE **Kevin Foelsch** and WR **Griffin Hebert** to practice squad
- ▶ **9/3/24** - Signed T/G **Jack Driscoll** and WR **Kyle Philips** to practice squad ... Released TE **Kevin Foelsch** and S **Caden Sterns** from practice squad
- ▶ **9/6/24** - Elevated OL **Nick Gates** and TE **E.J. Jenkins** from practice squad for Week 1 vs. Green Bay
- ▶ **9/10/24** - Signed WR **Danny Gray** and CB **A.J. Woods** to practice squad ... Released WR **Griffin Hebert** and LB **Brandon Smith** from practice squad
- ▶ **9/11/24** - Signed S **Caden Starters** to practice squad ... Released TE **Jack Stoll** from practice squad
- ▶ **9/12/24** - Signed TE **Kevin Foelsch** and TE **Jack Stoll** to practice squad ... Released S **Caden Sterns** from practice squad
- ▶ **9/16/24** - Signed OL **Nick Gates** to active roster from practice squad ... Elevated WR **Parris Campbell** and TE **E.J. Jenkins** from practice squad for Week 2 vs. Atlanta ... Waived OLB **Patrick Johnson**



OFFENSE												
	QB	RB	WR	WR	WR	TE	TE	LT	LG	C	RG	RT
GB	Hurts	Barkley	Brown	Smith	---	Goedert	Calcaterra	Mailata	Dickerson	Jurgens	Becton	Johnson
Atl	Hurts	Barkley	Smith	Dotson	---	Goedert	Calcaterra	Mailata	Dickerson	Jurgens	Becton	Johnson
@NO												
@TB												
Cle												
@NYG												
@Cin												
Jax												
@Dal												
Was												
@LAR												
@Bal												
Car												
Pit												
@Was												
Dal												
NYG												

DEFENSE												
	EDGE	DT	DT	DT	EDGE	LB	LB	CB	CB	NCB	S	S
GB	Huff	Carter	Davis	Williams	Sweat	Baun	Dean	Slay	Mitchell	---	Blankenship	Gardner-Johnson
Atl	Huff	Davis	Williams	---	Sweat	Baun	Dean	Slay	Mitchell	Maddox	Blankenship	Gardner-Johnson
@NO												
@TB												
Cle												
@NYG												
@Cin												
Jax												
@Dal												
Was												
@LAR												
@Bal												
Car												
Pit												
@Was												
Dal												
NYG												



PLAYER	GB	Atl	@NO	@TB	Cle	@NYG	@Cin	Jax	@Dal	Was	@LAR	@Bal	Car	Pit	@Was	Dal	NYG	G/S	IA	DNP
Barkley, Saquon	RB	RB																2/2	---	---
Baun, Zack	LB	LB																2/2	---	---
Becton, Mekhi	RG	RG																2/2	---	---
Blankenship, Reed	S	S																2/2	---	---
Booker, Thomas	P	P																2/0	---	---
Brown, A.J.	WR	IA																1/1	1	---
Burks, Oren	P	P																2/0	---	---
Calcaterra, Grant	TE	TE																2/2	---	---
Campbell, Parris	PS	P																1/0	---	---
Carter, Jalen	DT	P																2/1	---	---
Covey, Britain	P	P																2/0	---	---
Davis, Jordan	DT	DT																2/2	---	---
Dean, Nakobe	LB	LB																2/2	---	---
DeJean, Cooper	P	P																2/0	---	---
Dickerson, Landon	LG	LG																2/2	---	---
Dotson, Jahan	P	WR																2/0	---	---
Elliott, Jake	P	P																2/0	---	---
Gainwell, Kenneth	P	P																2/0	---	---
Gardner-Johnson, C.J.	S	S																2/2	---	---
Gates, Nick	P	P																2/0	---	---
Goedert, Dallas	TE	TE																2/2	---	---
Graham, Brandon	P	P																2/0	---	---
Huff, Bryce	DE	DE																2/2	---	---
Hunt, Jalyx	IA	P																1/0	1	---
Hurts, Jalen	QB	QB																2/2	---	---
Jenkins, E.J.	P	P																2/0	---	---
Johnson, Fred	P	P																2/0	---	---
Johnson, Lane	RT	RT																2/2	---	---
Johnson, Patrick	P	X																1/0	---	---
Jurgens, Cam	C	C																2/2	---	---
Keegan, Trevor	IA	IA																0/0	2	---
Kinnard, Darian	IA	IA																0/0	2	---
Lovato, Rick	P	P																2/0	---	---
Maddox, Avonte	P	CB																2/1	---	---
Mailata, Jordan	LT	LT																2/2	---	---
Mann, Braden	P	P																2/0	---	---
McCollum, Tristin	P	P																2/0	---	---
McKee, Tanner	IA	IA																0/0	2	---
Mitchell, Quinyon	CB	CB																2/2	---	---
Ojomo, Moro	P	P																2/0	---	---
Pickett, Kenny	DNP	DNP																0/0	---	2
Ricks, Eli	P	IA																1/0	1	---
Ringo, Kelee	P	P																2/0	---	---
Rodgers, Isaiah	IA	DNP																0/0	1	1
Shiple, Will	P	P																2/0	---	---
Slay, Darius	CB	CB																2/2	---	---
Smith, DeVonta	WR	WR																2/2	---	---
Smith, Nolan	P	P																2/0	---	---
Steen, Tyler	P	P																2/0	---	---
Sweat, Josh	DE	DE																2/2	---	---
Trotter Jr., Jeremiah	P	P																2/0	---	---
VanSumeren, Ben	P	P																2/0	---	---
White, Devin	IA	IA																0/0	2	---
Williams, Milton	DT	DT																2/2	---	---
Wilson, Johnny	P	P																2/0	---	---
Young, Byron	P	IA																1/0	1	---



OFFENSE		GB	Atl	@NO	@TB	Cle	@NYG	@Cin	Jax	@Dal	Was	@LAR	@Bal	Car	Pit	@Was	Dal	NYG	Snaps	Pct
TOTAL PLAYS		76	71																147	
QB	Jalen Hurts	76	71																147	100%
	Tanner McKee	IA	IA																0	0%
	Kenny Pickett	DNP	DNP																0	0%
RB	Saquon Barkley	61	64																125	85%
	Kenneth Gainwell	15	7																22	15%
	Will Shipley	4	0																4	3%
WR	DeVonta Smith	76	71																147	100%
	Jahan Dotson	32	56																88	60%
	A.J. Brown	72	IA																72	49%
	Britain Covey	9	23																32	22%
	Johnny Wilson	10	19																29	20%
	Parris Campbell	PS	15																15	10%
	Dallas Goedert	62	69																131	89%
	Grant Calcaterra	36	28																64	44%
OFFENSIVE LINE	E.J. Jenkins	3	2																5	3%
	Mekhi Becton	76	71																147	100%
	Landon Dickerson	76	71																147	100%
	Lane Johnson	76	71																147	100%
	Cam Jurgens	76	71																147	100%
	Jordan Mailata	76	71																147	100%
	Fred Johnson	0	1																1	1%
	Nick Gates	0	0																0	0%
	Trevor Keegan	IA	IA																0	0%
	Darian Kinnard	IA	IA																0	0%
	Tyler Steen	0	0																0	0%

DEFENSE		GB	Atl	@NO	@TB	Cle	@NYG	@Cin	Jax	@Dal	Was	@LAR	@Bal	Car	Pit	@Was	Dal	NYG	Snaps	Pct
TOTAL PLAYS		67	61																128	
DEFENSIVE LINE	Jalen Carter	51	46																97	76%
	Jordan Davis	35	29																64	50%
	Bryce Huff	30	32																62	48%
	Brandon Graham	32	28																60	47%
	Milton Williams	28	25																53	41%
	Moro Ojomo	14	17																31	24%
	Thomas Booker	8	9																17	13%
	Byron Young	IA	IA																0	0%
	Zack Baun	67	60																127	99%
	Nakobe Dean	64	60																124	97%
LB	Josh Sweat	41	40																81	63%
	Nolan Smith	31	23																54	42%
	Oren Burks	0	0																0	0%
	Jalyx Hunt	IA	0																0	0%
	Patrick Johnson	0	0																0	0%
	Jeremiah Trotter Jr.	0	0																0	0%
	Ben VanSumeren	0	0																0	0%
	Devin White	IA	IA																0	0%
	Reed Blankenship	67	61																128	100%
	Darius Slay	67	61																128	100%
DEFENSIVE BACKS	C.J. Gardner-Johnson	66	61																127	99%
	Quinyon Mitchell	63	61																124	97%
	Avonte Maddox	60	55																115	90%
	Cooper DeJean	6	1																7	5%
	Kelee Ringo	4	2																6	5%
	Tristin McCollum	3	0																3	2%
	Eli Ricks	0	IA																0	0%
	Isaiah Rodgers	IA	DNP																0	0%



SPECIAL TEAMS	GB	Atl	@NO	@TB	Cle	@NYG	@Cin	Jax	@Dal	Was	@LAR	@Bal	Car	Pit	@Was	Dal	NYG	Snaps	Pct
TOTAL PLAYS	31	22																53	
Kelee Ringo	25	19																44	83%
Tristin McCollum	24	19																43	81%
Ben VanSumeren	24	19																43	81%
Cooper DeJean	23	17																40	75%
Oren Burks	17	19																36	68%
Will Shipley	17	15																32	60%
Jeremiah Trotter Jr.	15	15																30	57%
Patrick Johnson	24	X																24	45%
Braden Mann	14	10																24	45%
Grant Calcaterra	8	11																19	36%
Jordan Davis	12	7																19	36%
Nolan Smith	10	7																17	32%
E.J. Jenkins	7	8																15	28%
Quinyon Mitchell	9	6																15	28%
Kenneth Gainwell	7	6																13	25%
Jalyx Hunt	IA	13																13	25%
Rick Lovato	8	5																13	25%
Jalen Carter	8	4																12	23%
Avonte Maddox	7	5																12	23%
Brandon Graham	7	4																11	21%
Moro Ojomo	7	4																11	21%
Milton Williams	6	4																10	19%
Mekhi Becton	6	3																9	17%
Landon Dickerson	6	3																9	17%
Jake Elliott	6	3																9	17%
Nick Gates	6	3																9	17%
Fred Johnson	6	3																9	17%
Jordan Mailata	6	3																9	17%
Tyler Steen	6	3																9	17%
Johnny Wilson	7	0																7	13%
Zack Baun	3	2																5	9%
Britain Covey	3	2																5	9%
Thomas Booker	2	0																2	4%
Reed Blankenship	1	0																1	2%
Nakobe Dean	1	0																1	2%
Bryce Huff	1	0																1	2%
Eli Ricks	1	IA																1	2%
Josh Sweat	1	0																1	2%



2024 EAGLES STATISTICS



[FRONT OFFICE & COACHING STAFF](#)

[PLAYER BIOS](#)

[ROSTER BREAKDOWN](#)

[2024 EAGLES STATISTICS](#)

[RECORD BOOK](#)

[NFL STATISTICS](#)

[OFF THE FIELD](#)



REGULAR SEASON RESULTS (1-1)				
DATE	OPPONENT	RESULT	SCORE	ATTENDANCE
September 6	Green Bay Packers	W	34-29	47,236
September 16	Atlanta Falcons	L	22-21	69,879

TEAM STATISTICS		
	EAGLES	OPPONENTS
TOTAL FIRST DOWNS	47	41
RUSHING	18	16
PASSING	26	20
PENALTY	3	5
3RD DOWN: MADE/ATTEMPTS	10/27	5/20
3RD DOWN PERCENTAGE	37.0%	25.0%
4TH DOWN: MADE/ATTEMPTS	3/4	2/3
4TH DOWN PERCENTAGE	75.0%	66.7%
POSSESSION AVERAGE	34:13	25:47
TOTAL NET YARDS	775	799
AVERAGE PER GAME	387.5	399.5
TOTAL PLAYS	142	116
AVERAGE PER PLAY	5.5	6.9
NET YARDS RUSHING	330	315
AVERAGE PER GAME	165.0	157.5
TOTAL RUSHES	75	49
NET YARDS PASSING	445	484
AVERAGE PER GAME	222.5	242.0
SACKED/YARDS LOST	3/16	3/17
GROSS YARDS	461	501
ATTEMPTS/COMPLETIONS	64/43	64/37
COMPLETION PERCENTAGE	67.2%	57.8%
HAD INTERCEPTED	3	1
PUNTS/AVERAGE	4/45.8	4/38.5
NET PUNTING AVERAGE	45.8	38.5
PENALTIES/YARDS	16/110	13/111
FUMBLES/BALL LOST	2/1	2/0
TOUCHDOWNS	6	5
RUSHING	3	1
PASSING	3	4
RETURNS	0	0

PASSING													
PLAYER	ATT	CMP	YDS	PCT	Y/A	TD	TD%	INT	INT%	LG	SACK	LOST	RATE
Jalen Hurts	64	43	461	67.1%	7.2	3	4.6%	3	4.6%	67t	3	16	84.5
EAGLES	64	43	461	67.1%	7.2	3	4.6%	3	4.6%	67t	3	16	84.5
OPPONENTS	64	37	501	57.8%	7.8	4	6.3%	1	1.5%	70t	3	17	99.0

RUSHING					
PLAYER	ATT	YDS	AVG	LG	TD
Saquon Barkley	46	204	4.4	34	2
Jalen Hurts	26	118	4.5	23	1
Kenneth Gainwell	3	8	3.8	4	0
EAGLES	75	330	4.2	34	3
OPPONENTS	49	315	6.6	33	1



RECEIVING					
PLAYER	REC	YDS	AVG	LG	TD
DeVonta Smith	14	160	11.4	25	1
A.J. Brown	5	119	23.8	67t	1
Dallas Goedert	7	69	9.9	21	0
Saquon Barkley	6	44	7.3	18t	1
Grant Calcaterra	3	30	10.0	15	0
Britain Covey	6	23	3.8	9	0
Kenneth Gainwell	1	10	10.0	10	0
Jahan Dotson	1	6	6.0	6	0
EAGLES	43	461	10.3	67t	3
OPPONENTS	46	501	10.9	70t	4

FIELD GOALS						
PLAYER	1-19	20-29	30-39	40-49	50+	TOTAL
Jake Elliott	0/0	3/3	1/1	0/0	0/0	4/4
EAGLES	0/0	3/3	1/1	0/0	0/0	4/4
OPPONENTS	0/0	3/3	3/3	0/1	0/0	6/7

PUNTING								
PLAYER	NO	YDS	AVG	NET	TB	IN 20	LG	BLK
Braden Mann	4	194	48.5	45.8	0	2	54	0
EAGLES	4	194	48.5	45.8	0	2	54	0
OPPONENTS	4	163	40.8	38.5	0	1	45	0

KICKOFF RETURNS					
PLAYER	NO	YDS	AVG	LG	TD
Kenneth Gainwell	2	38	19.0	29	0
Will Shipley	1	27	27.0	27	0
EAGLES	3	65	23.0	29	0
OPPONENTS	2	35	17.5	24	0

PUNT RETURNS						
PLAYER	NO	FC	YDS	AVG	LG	TD
Britain Covey	1	2	9	9.0	9	0
EAGLES	1	2	9	9.0	9	0
OPPONENTS	1	2	11	11.0	11	0

SCORING									
PLAYER	TD	RUSH	REC	RET	PAT	FG	2 PT	SAF	PTS
Saquon Barkley	3	2	1	0	0/0	0/0	1	0	19
Jake Elliott	0	0	0	0	6/6	4/4	0	0	18
A.J. Brown	1	0	1	0	0/0	0/0	0	0	6
DeVonta Smith	1	0	1	0	0/0	0/0	0	0	6
Jalen Hurts	1	1	0	0	0/0	0/0	0	0	6
EAGLES	6	3	3	0	6/6	4/4	0	0	55
OPPONENTS	5	1	4	0	4/4	6/6	0	0	51

SCORE BY QUARTERS	Q1	Q2	Q3	Q4	OT	TOTAL
EAGLES	0	24	41	55	0	55
OPPONENTS	6	25	41	51	0	51



DEFENSE									
PLAYER	TOTAL	SOLO	ASST	TFL	SACKS	INT	PD	FF	FR
Zack Baun	24	18	6	1	2.0	0	0	0	0
Reed Blankenship	18	13	5	0	0.0	1	1	0	0
C.J. Gardner-Johnson	11	5	6	0	0.0	0	0	0	0
Nakobe Dean	11	9	2	1	0.0	0	1	0	0
Quinyon Mitchell	8	6	2	0	0.0	0	3	0	0
Darius Slay	8	5	3	0	0.0	0	0	1	0
Josh Sweat	5	3	2	1	0.0	0	0	0	0
Avonte Maddox	4	0	4	0	0.0	0	2	0	0
Jalen Carter	4	0	4	0	0.0	0	0	0	0
Thomas Booker	4	0	4	2	0.0	0	0	0	0
Milton Williams	3	0	3	1	1.0	0	0	0	0
Nolan Smith	2	0	2	0	0.0	0	0	0	0
Jordan Davis	2	1	1	0	0.0	0	1	0	0
Brandon Graham	1	0	1	0	0.0	0	0	0	0
Bryce Huff	1	0	1	0	0.0	0	0	0	0
Moro Ojomo	1	0	1	0	0.0	0	0	0	0
TOTALS	107	66	17	6	3.0	1	8	1	0

INTERCEPTIONS					
PLAYER	NO	YDS	AVG	LG	TD
Reed Blankenship	1	1	1.0	1	0
EAGLES	1	1	1.0	1	0
OPPONENTS	2	34	17.0	17	0

DEFENSIVE LEADERS	
SACKS	
Zack Baun	2.0
Milton Williams	1.0
TACKLES FOR LOSS	
Thomas Booker	2
Zack Baun	1
Nakobe Dean	1
Josh Sweat	1
Milton Williams	1
PASSES DEFENSED	
Quinyon Mitchell	3
Avonte Maddox	2
Reed Blankenship	1
Jordan Davis	1
Nakobe Dean	1

SPECIAL TEAMS TACKLES	
PLAYER	NO
Will Shipley	2
Jeremiah Trotter Jr.	2
Nolan Smith	1
TOTALS	2

WEEKLY NFL RANKINGS						
WEEK	OFFENSE			DEFENSE		
	Rush	Pass	Total	Rush	Pass	Total
Week 1	10	6	4	8	7	3
Week 2	8	10	6	8	5	3



RED ZONE DRIVES

	TOTAL	TD	FG	MFG	DOWN	FUM	INT	CLOCK	PTS	TD%	SCORE%
EAGLES	11	5	2	0	1	0	1	0	41	45%	63%
OPPONENTS	7	2	5	0	0	0	0	0	22	29%	100%

GOAL-TO-GO DRIVES

	TOTAL	TD	FG	MFG	DOWN	FUM	INT	CLOCK	PTS	TD%	SCORE%
EAGLES	6	3	2	0	1	0	0	0	27	50%	83%
OPPONENTS	5	2	3	0	0	0	0	0	23	40%	100%

LONGEST DRIVES

	EAGLES	OPPONENTS
MOST PLAYS	17 vs Atl (9/16/24) 17-85 (9:34), TD	15 vs Atl (9/16/24) 15-89 (5:09), FG
MOST YARDS	85 vs Atl (9/16/24) 17-85 (9:34), TD	89 vs Atl (9/16/24) 15-89 (5:09), FG
MOST TIME	9:35 vs Atl (9/16/24) 17-85 (9:34), TD	5:09 vs Atl (9/16/24) 15-89 (5:09), FG

LONGEST TOUCHDOWN DRIVES

	EAGLES	OPPONENTS
MOST PLAYS	17 vs Atl (9/16/24) 17-85 (9:34), TD	7 vs Atl (9/16/24) 7-70 (3:07), TD
MOST YARDS	85 vs Atl (9/16/24) 17-85 (9:34), TD	4x; last 70 vs Atl (9/16/24) 6-70 (1:05), TD
MOST TIME	9:35 vs Atl (9/16/24) 17-85 (9:34), TD	3:07 vs Atl (9/16/24) 7-70 (3:07), TD

REPLAY CHALLENGES – EAGLES (0 CHALLENGES, 0 OVERTURNED), OPPONENTS (0 CHALLENGES, 0 OVERTURNED)



GAME-BY-GAME OFFENSE

GAME		SCORE				1ST DOWN				3RD DOWN		4TH DOWN		NET YARDS			TO	PEN	PEN YDS	TOP
		PTS	OPP PTS	DIFF	OT	TOTAL	RUSH	PASS	PEN	CONV	ATT	CONV	ATT	TOTAL	PASS	RUSH				
Sep 6	GB	34	29	5	---	25	8	14	3	4	14	1	1	410	266	144	3	7	57	32:47
Sep 16	Atl	21	22	-1	---	22	10	12	0	6	13	2	3	365	179	186	1	9	53	35:39
Sep 22	at NO																			
Sep 29	at TB																			
Oct 13	Cle																			
Oct 20	at NYG																			
Oct 27	at Cin																			
Nov 3	Jax																			
Nov 10	at Dal																			
Nov 14	Was																			
Nov 24	at LAR																			
Dec 1	at Bal																			
Dec 8	Car																			
Dec 15	Pit																			
Dec 22	at Was																			
Dec 29	Dal																			
Jan 5	NYG																			
TOTALS		55	51	4	---	47	18	26	3	10	27	3	4	775	445	330	4	16	110	34:13

GAME-BY-GAME DEFENSE

GAME		SCORE				1ST DOWN				3RD DOWN		4TH DOWN		NET YARDS			TO	PEN	PEN YDS	TOP
		PTS	OPP PTS	DIFF	OT	TOTAL	RUSH	PASS	PEN	CONV	ATT	CONV	ATT	TOTAL	PASS	RUSH				
Sep 6	GB	29	34	-5	--	19	9	9	3	3	11	1	1	414	251	163	1	10	71	27:13
Sep 16	Atl	22	21	1	---	22	9	11	2	2	9	1	2	385	233	152	0	3	40	24:21
Sep 22	at NO																			
Sep 29	at TB																			
Oct 13	Cle																			
Oct 20	at NYG																			
Oct 27	at Cin																			
Nov 3	Jax																			
Nov 10	at Dal																			
Nov 14	Was																			
Nov 24	at LAR																			
Dec 1	at Bal																			
Dec 8	Car																			
Dec 15	Pit																			
Dec 22	at Was																			
Dec 29	Dal																			
Jan 5	NYG																			
TOTALS		51	55	-4	---	41	18	20	5	5	20	2	3	799	484	315	1	13	111	25:47



EAGLES GAME-BY-GAME LEADERS

GAME		PASS YARDS	RUSH YARDS	RECEPTIONS	REC YARDS	TOUCHDOWNS	TACKLES	SACKS
Sep 6	GB	J. Hurts - 278	S. Barkley - 109	D. Smith - 7	A. Brown - 119	S. Barkley - 3	Z. Baun - 15	Z. Baun - 2.0
Sep 16	Atl	J. Hurts - 183	S. Barkley - 95	D. Smith - 7	D. Smith - 76	Two players - 1	R. Blankenship - 10	M. Williams - 1.0
Sep 22	at NO							
Sep 29	at TB							
Oct 13	Cle							
Oct 20	at NYG							
Oct 27	at Cin							
Nov 3	Jax							
Nov 10	at Dal							
Nov 14	Was							
Nov 24	at LAR							
Dec 1	at Bal							
Dec 8	Car							
Dec 15	Pit							
Dec 22	at Was							
Dec 29	Dal							
Jan 5	NYG							

OPPONENT GAME-BY-GAME LEADERS

GAME		PASS YARDS	RUSH YARDS	RECEPTIONS	REC YARDS	TOUCHDOWNS	TACKLES	SACKS
Sep 6	GB	J. Love - 260	J. Jacobs - 84	Two players - 4	J. Reed - 138	J. Reed - 2	Two players - 2	Two players - 1.0
Sep 16	Atl	K. Cousins - 241	B. Robinson - 97	D. London - 6	D. London - 54	Two players - 1	J. Bates - 12	M. Judon - 1.0
Sep 22	at NO							
Sep 29	at TB							
Oct 13	Cle							
Oct 20	at NYG							
Oct 27	at Cin							
Nov 3	Jax							
Nov 10	at Dal							
Nov 14	Was							
Nov 24	at LAR							
Dec 1	at Bal							
Dec 8	Car							
Dec 15	Pit							
Dec 22	at Was							
Dec 29	Dal							
Jan 5	NYG							



EAGLES DRIVE EFFICIENCY

			DRIVES ENDED BY...												
GAME		QUARTERBACK	DRIVES	TD	FG	MFG	PUNT	DOWN	INT	FUM	SAF	CLOCK	PTS	PTS/DR	DR %
Sep 6	GB	J. Hurts	11	4	2	0	2	0	2	1	0	0	34	3.1	54.5
Sep 16	Atl	J. Hurts	9	2	2	0	2	1	1	0	0	0	21	2.3	44.4
Sep 22	at NO														
Sep 29	at TB														
Oct 13	Cle														
Oct 20	at NYG														
Oct 27	at Cin														
Nov 3	Jax														
Nov 10	at Dal														
Nov 14	Was														
Nov 24	at LAR														
Dec 1	at Bal														
Dec 8	Car														
Dec 15	Pit														
Dec 22	at Was														
Dec 29	Dal														
Jan 5	NYG														
TOTAL			20	6	4	0	4	1	3	1	0	0	55	2.7	49.5

OPPONENT DRIVE EFFICIENCY

			DRIVES ENDED BY...												
GAME		QUARTERBACK	DRIVES	TD	FG	MFG	PUNT	DOWN	INT	FUM	SAF	CLOCK	PTS	PTS/DR	DR %
Sep 6	GB	J. Love	10	3	3	1	2	0	1	0	0	0	29	2.9	60
		M. Willis	1	0	0	0	0	0	0	0	0	0	0	0	0
Sep 16	Atl	K. Cousins	9	2	3	0	2	1	0	0	0	0	22	2.4	55.5
Sep 22	at NO														
Sep 29	at TB														
Oct 13	Cle														
Oct 20	at NYG														
Oct 27	at Cin														
Nov 3	Jax														
Nov 10	at Dal														
Nov 14	Was														
Nov 24	at LAR														
Dec 1	at Bal														
Dec 8	Car														
Dec 15	Pit														
Dec 22	at Was														
Dec 29	Dal														
Jan 5	NYG														
TOTAL			20	5	6	1	4	1	1	0	0	0	51	2.7	57.8



EAGLES THIRD DOWNS												
GAME		1	2	3	4	5	6	7	8	9	10+	TOTAL
Sep 6	GB	2-4	0-1	0-0	0-0	0-0	0-1	1-1	1-3	0-0	0-3	4-13
Sep 16	Atl	1-1	2-2	2-4	0-2	0-0	0-1	0-0	0-0	0-0	1-3	6-13
Sep 22	at NO											
Sep 29	at TB											
Oct 13	Cle											
Oct 20	at NYG											
Oct 27	at Cin											
Nov 3	Jax											
Nov 10	at Dal											
Nov 14	Was											
Nov 24	at LAR											
Dec 1	at Bal											
Dec 8	Car											
Dec 15	Pit											
Dec 22	at Was											
Dec 29	Dal											
Jan 5	NYG											
TOTALS		3-5	2-3	2-4	0-2	0-0	0-2	1-1	1-3	0-0	1-6	10-26
		60.0%	66.7%	50.0%	0.0%	0.0%	0.0%	100.0%	33.3%	0.0%	16.7%	38.5%

OPPONENT THIRD DOWNS												
GAME		1	2	3	4	5	6	7	8	9	10+	TOTAL
Sep 6	GB	0-1	0-0	0-0	0-0	1-3	1-3	0-0	0-0	0-0	1-4	4-11
Sep 16	Atl	0-0	0-0	0-0	0-4	1-1	1-1	0-0	0-0	0-2	0-1	2-9
Sep 22	at NO											
Sep 29	at TB											
Oct 13	Cle											
Oct 20	at NYG											
Oct 27	at Cin											
Nov 3	Jax											
Nov 10	at Dal											
Nov 14	Was											
Nov 24	at LAR											
Dec 1	at Bal											
Dec 8	Car											
Dec 15	Pit											
Dec 22	at Was											
Dec 29	Dal											
Jan 5	NYG											
TOTALS		0-1	0-0	0-0	0-4	2-4	2-4	0-0	0-0	0-2	1-5	6-20
		0.0%	0.0%	0.0%	0.0%	50.0%	50.0%	0.0%	0.0%	0.0%	20.0%	30.0%



TAKEAWAYS

GAME		TURNOVER	STARTING LOS	POINT OF TURNOVER	RESULTING LOS	QUARTER	RESULT (POINTS)
Sep 6	GB	R. Blankenship INT (J. Love)	GB 12	GB 25	GB 24	3	Touchdown (7)
TOTALS: 1 takeaway resulting in 7 points							
L.O.S. Line of scrimmage * Red zone play + Touchdown return (ST) Special teams play (TB) Touchback (OFF) Offensive recovery							

GIVEAWAYS

GAME		TURNOVER	STARTING LOS	POINT OF TURNOVER	RESULTING LOS	QUARTER	RESULT (POINTS)
Sep 6	GB	D. Wyatt FR (J. Hurts)	PHI 20	PHI 13	PHI 13	1	Field Goal (3)
		X. McKinney INT (J. Hurts)	PHI 5	PHI 36	PHI 19	1	Field Goal (3)
		J. Alexander INT (J. Hurts)	GB 14	GB -4	GB 13	4	Field Goal (3)
Sep 16	Atl	J. Bates INT (J. Hurts)	PHI 43	ATL 32	ATL 32	4	Interception (0)
TOTALS: 4 giveaways resulting in 9 points							
L.O.S. Line of scrimmage * Red zone play + Touchdown return (ST) Special teams play (TB) Touchback (OFF) Offensive recovery							

EAGLES 20+ YARD PLAYS

PASSING (20+ YARDS)		RUSHING (20+ YARDS)
67	Jalen Hurts to A.J. Brown (9/6/24 vs GB)	34 Saquon Barkley (9/6/24 vs GB)
25	Jalen Hurts to DeVonta Smith (9/6/24 vs GB)	23 Jalen Hurts (9/16/24 vs Atl)
21	Jalen Hurts to Dallas Goedert (9/6/24 vs GB)	
20	Jalen Hurts to A.J. Brown (9/6/24 vs GB)	

OPPONENT 20+ YARD PLAYS

PASSING (20+ YARDS)		RUSHING (20+ YARDS)
70	Jordan Love to Jayden Reed (9/6/24 vs GB)	33 Jayden Reed (9/6/24 vs GB)
33	Jordan Love to Jayden Reed (9/6/24 vs GB)	32 Josh Jacobs (9/6/24 vs GB)
29	Jordan Love to Tucker Kraft (9/6/24 vs GB)	22 Josh Jacobs (9/6/24 vs GB)
26	Jordan Love to Jayden Reed (9/6/24 vs GB)	
41	Kurt Cousins to Darnell Mooney (9/16/24 vs Atl)	
26	Kurt Cousins to Darnell Mooney (9/16/24 vs Atl)	
21	Kurt Cousins to Darnell Mooney (9/16/24 vs Atl)	



RECORD BOOK



[FRONT OFFICE & COACHING STAFF](#)

[PLAYER BIOS](#)

[ROSTER BREAKDOWN](#)

[2024 EAGLES STATISTICS](#)

[RECORD BOOK](#)


[NFL STATISTICS](#)

[OFF THE FIELD](#)



SEASONS PLAYED

Rk	Player	Seasons
1.	Brandon Graham (DE) (2010-)	15
2.	Chuck Bednarik (C/LB) (1949-62).....	14
3t.	Jason Kelce (C) (2011-23).....	13
	Brian Dawkins (S) (1996-2008).....	13
	Harold Carmichael (WR) (1971-83).....	13
	Frank "Bucko" Kilroy (OL/DL) (1943-55).....	13
	Vic Sears (DT) (1941-53).....	13
8t.	Lane Johnson (2013-)	12
	Fletcher Cox (DT) (2012-23).....	12
	Jason Peters (T) (2009-20).....	12
	David Akers (K) (1999-2010).....	12
	Jerry Sisemore (T) (1973-84).....	12
	Bobby Walston (WR/K) (1951-62).....	12



GAMES PLAYED

Rk	Player	Games
1.	Brandon Graham (DE) (2010-)	197
2.	Jason Kelce (C) (2011-23).....	193
3t.	Fletcher Cox (DT) (2012-23).....	188
	David Akers (K) (1999-2010).....	188
5.	Brian Dawkins (S) (1996-2008).....	183
6.	Harold Carmichael (WR) (1971-83).....	180
7.	Brent Celek (TE) (2007-17).....	175
8.	Chuck Bednarik (C/LB) (1949-62).....	169
9.	Tra Thomas (T) (1998-2008).....	166
10.	Jon Dorenbos (LS) (2006-16).....	162
11.	Randy Logan (S) (1973-83).....	159
12.	Guy Morriss (C) (1973-83).....	158
13.	Jerry Sisemore (T) (1973-84).....	156
14.	Trent Cole (DE/LB) (2005-14).....	155
15t.	Jason Peters (T) (2009-20).....	148
	Donovan McNabb (QB) (1999-2009).....	148
	Ken Clarke (DT) (1978-87).....	148
	Bobby Walston (WR/K) (1951-62).....	148
19.	Lane Johnson (T) (2013-)	145
20.	Jon Runyan (T) (2000-08).....	144

CONSECUTIVE GAMES PLAYED

Rk	Player	Games
1t.	Jon Dorenbos (LS) (2006-16).....	162
	Harold Carmichael (WR) (1971-83).....	162
3.	Randy Logan (S) (1973-83).....	159
4t.	Jason Kelce (C) (2014-23).....	156
	Bobby Walston (WR/K) (1951-62).....	148
6.	Jon Runyan (T) (2000-08).....	144
7.	Ken Clarke (DT) (1977-87).....	139
8.	Herman Edwards (DB) (1977-85).....	135
9.	Frank LeMaster (LB) (1974-82).....	129
10.	Sheldon Brown (CB) (2002-09).....	128

CONSECUTIVE GAMES STARTED

Rk	Player	Games
1.	Jason Kelce (C) (2014-23).....	156
2.	Jon Runyan (T) (2000-08).....	144
3.	Herman Edwards (DB) (1977-85).....	135
4.	Jerry Sisemore (T) (1974-82).....	127
5.	Reggie White (DE) (1985-92).....	120

GAMES PLAYED BY POSITION

QUARTERBACK

Rk	Player	Games
1.	Donovan McNabb (1999-2009).....	148
2.	Ron Jaworski (1977-86).....	142
3.	Randall Cunningham (1985-95).....	122
4.	Norm Snead (1964-70).....	85
5.	Sonny Jurgensen (1957-63).....	83

OFFENSIVE LINE

Rk	Player	Games
1.	Jason Kelce (2011-23).....	193
2.	Chuck Bednarik (1949-62).....	169
3.	Tra Thomas (1998-2008).....	166
4.	Guy Morriss (1973-83).....	158
5.	Jerry Sisemore (1973-84).....	156

DEFENSIVE BACK

Rk	Player	Games
1.	Brian Dawkins (1996-2008).....	183
2.	Randy Logan (1973-83).....	159
3t.	Andre Waters (1984-93).....	137
	Wes Hopkins (1983-93).....	137
5.	Herman Edwards (1977-85).....	135

RUNNING BACK

Rk	Player	Games
1.	Tom Woodeshick (1963-71).....	111
2.	Brian Westbrook (2002-09).....	107
3.	Keith Byars (1986-92).....	105
4.	Wilbert Montgomery (1977-84).....	100
5.	Duce Staley (1997-2003).....	98

DEFENSIVE LINE

Rk	Player	Games
1.	Brandon Graham (2010-)	197
2.	Fletcher Cox (2012-23).....	188
3.	Trent Cole (2005-14).....	155
4.	Ken Clarke (1978-87).....	148
5.	Vic Sears (1941-53).....	131

KICKER

Rk	Player	Games
1.	David Akers (1999-2010).....	188
2.	Bobby Walston (1951-62).....	148
3.	Jake Elliott (2017-)	115
4.	Sam Baker (1964-69).....	82
5.	Tony Franklin (1979-83).....	73

WIDE RECEIVER/TIGHT END

Rk	Player	Games
1.	Harold Carmichael (1971-83).....	180
2.	Brent Celek (2007-17).....	175
3.	Bobby Walston (1951-62).....	148
4.	Pete Retzlaff (1956-66).....	132
5.	Zach Ertz (2013-21).....	122

LINEBACKER

Rk	Player	Games
1.	Chuck Bednarik (1949-62).....	169
2.	William Thomas (1991-99).....	140
3.	John Bunting (1972-82).....	132
4.	Frank LeMaster (1974-82).....	129
5.	Seth Joyner (1986-93).....	120

PUNTER

Rk	Player	Games
1.	Donnie Jones (2013-17).....	80
2.	Max Runager (1979-83, '89).....	72
3.	Sean Landeta (1999-2002, '05).....	65
4t.	Sav Rocca (2007-10).....	64
	Tom Hutton (1995-98).....	64
	Jeff Feagles (1990-93).....	64



POINTS									
Rk	Player	G	TD	XPM	XPA	FGM	FGA	2PT	Pts
1.	David Akers (1999-2010)	188	0	441	447	294	357	0	1,323
2.	Bobby Walston (WR/K) (1951-62)	148	46	365	383	80	157	0	881
3.	Jake Elliott (2017-)	115	0	276	282	172	199	0	792
4.	Sam Baker (1964-69)	82	0	205	213	90	153	0	475
5.	Harold Carmichael (WR) (1971-83)	180	79	0	0	0	0	0	474
6.	Steve Van Buren (B) (1944-51)	83	77	2	2	0	0	0	464
7.	Tony Franklin (1979-83)	73	0	172	182	80	128	0	412
8.	Brian Westbrook (RB) (2002-09)	107	68	0	0	0	0	1	410
9.	Tommy McDonald (FL) (1957-63)	88	67	0	0	0	0	0	402
10.	Paul McFadden (1984-87)	60	0	117	119	91	124	0	390
11.	Roger Ruzek (1989-93)	58	0	139	151	81	108	0	382
12.	Pete Pihos (E) (1947-55)	107	63	0	0	0	0	0	378
13.	Timmy Brown (B) (1960-67)	96	62	0	0	0	0	0	372
14.	Mike Quick (WR) (1982-90)	101	61	0	0	0	0	0	366
15.	Wilbert Montgomery (RB) (1977-84)	100	58	0	0	0	0	0	348
16.	Alex Henery (2011-13)	48	0	116	117	74	86	0	338
17.	LeSean McCoy (RB) (2009-14)	90	54	0	0	0	0	1	326
18t.	Tom Dempsey (1971-74)	47	0	84	90	66	108	0	282
	Pete Retzlaff (E) (1956-66)	132	47	0	0	0	0	0	282
20.	DeSean Jackson (WR) (2008-13, '19-20)	95	42	0	0	0	0	0	252

TOUCHDOWNS

Rk	Player	TD
1.	Harold Carmichael (WR) (1971-83)	79
2.	Steve Van Buren (B) (1944-51)	77
3.	Brian Westbrook (RB) (2002-09)	68
4.	Tommy McDonald (FL) (1957-63)	67
5.	Pete Pihos (E) (1947-55)	63
6.	Timmy Brown (B) (1960-67)	62
7.	Mike Quick (WR) (1982-90)	61
8.	Wilbert Montgomery (RB) (1977-84)	58
9.	LeSean McCoy (RB) (2009-14)	54
10.	Pete Retzlaff (E) (1956-66)	47



DAVID AKERS

FIELD GOALS MADE

Rk	Player	FGM
1.	David Akers (1999-2010)	294
2.	Jake Elliott (2017-)	172
3.	Paul McFadden (1984-87)	91
4.	Sam Baker (1964-69)	90
5.	Roger Ruzek (1989-93)	81
6t.	Tony Franklin (1979-83)	80
	Bobby Walston (WR/K) (1951-62)	80
8.	Alex Henery (2011-13)	74
9.	Tom Dempsey (1971-74)	66
10.	Caleb Sturgis (2015-17)	56

PATs MADE

Rk	Player	XPM
1.	David Akers (1999-2010)	441
2.	Bobby Walston (WR/K) (1951-62)	365
3.	Jake Elliott (2017-)	276
4.	Sam Baker (1964-69)	205
5.	Tony Franklin (1979-83)	172
6.	Cliff Patton (1946-50)	160
7.	Roger Ruzek (1989-93)	139
8.	Paul McFadden (1984-87)	117
9.	Alex Henery (2011-13)	116
10.	Roy Zimmerman (1943-46)	89

FIELD GOAL ATTEMPTS

Rk	Player	FGA
1.	David Akers (1999-2010)	357
2.	Jake Elliott (2017-)	199
3.	Bobby Walston (WR/K) (1951-62)	157
4.	Sam Baker (1964-69)	153
5.	Tony Franklin (1979-83)	128
6.	Paul McFadden (1984-87)	124
7t.	Roger Ruzek (1989-93)	108
	Tom Dempsey (1971-74)	108
9.	Alex Henery (2011-13)	86
10.	Caleb Sturgis (2015-17)	66

PAT ATTEMPTS

Rk	Player	XPA
1.	David Akers (1999-2010)	447
2.	Bobby Walston (WR/K) (1951-62)	383
3.	Jake Elliott (2017-)	282
4.	Sam Baker (1964-69)	213
5.	Tony Franklin (1979-83)	182
6.	Cliff Patton (1946-50)	166
7.	Roger Ruzek (1989-93)	151
8.	Paul McFadden (1984-87)	119
9.	Alex Henery (2011-13)	117
10.	Roy Zimmerman (1943-46)	98

FIELD GOAL PERCENTAGE

Rk	Player	FG%
1.	Jake Elliott (2017-)	86.4
2.	David Akers (1999-2010)	82.4
3.	Roger Ruzek (1989-93)	75.0
4.	Paul McFadden (1984-87)	73.4
5.	Tony Franklin (1979-83)	62.5

ALL-TIME SCORING

TDs by rushing	1,149
TDs by reception	1,756
TDs by INT return	107
TDs by kickoff return	29
TDs by punt return	33
TDs by fumble return	88
TDs by blocked punt	11
FGs made	1,454



POINTS								
Rk	Player	TD	XPM	XPA	FGM	FGA	2PT	Pts
1.	Cody Parkey (2014)	0	54	54	32	36	0	150
2.	David Akers (2008)	0	45	45	33	40	0	144
3.	David Akers (2010)	0	<u>47</u>	<u>47</u>	32	38	0	143
4.	David Akers (2009)	0	43	45	32	37	0	139
5t.	Jake Elliott (2023)	0	45	46	30	32	0	135
	Caleb Sturgis (2016)	0	30	31	35	41	0	135
7.	Jake Elliott (2021)	0	44	44	30	33	0	134
8.	David Akers (2002)	0	43	43	30	34	0	133
9.	David Akers (2004)	0	41	42	<u>27</u>	<u>32</u>	0	<u>122</u>
10.	David Akers (2000)	0	34	36	29	33	0	121

Led NFL Led Conference

TOUCHDOWNS

Rk	Player	TD
1.	LeSean McCoy (2011)	20
2.	Steve Van Buren (1945)	18
3.	Jalen Hurts (2023)	15
4t.	Brian Westbrook (2008)	14
	Terrell Owens (2004)	14
	Wilbert Montgomery (1979)	14
	Steve Van Buren (1947)	14

FIELD GOALS MADE

Rk	Player	FGM
1.	Caleb Sturgis (2016)	35
2.	David Akers (2008)	33
3t.	Cody Parkey (2014)	32
	David Akers (2010)	32
	David Akers (2009)	32

PATs MADE

Rk	Player	XPM
1.	Cody Parkey (2014)	54
2.	Jake Elliott (2022)	51
3.	Cliff Patton (1948)	50
4t.	David Akers (2006)	48
	Tony Franklin (1980)	48

CONSECUTIVE GAMES WITH TD

Rk	Player	Games
1.	LeSean McCoy (2011)	9
2.	Steve Van Buren (1947)	8
3t.	5x, last: Ricky Watters (1995)	6

FIELD GOAL ATTEMPTS

Rk	Player	FGA
1.	Caleb Sturgis (2016)	41
2t.	David Akers (2008)	40
	Tom Dempsey (1973)	40
4.	David Akers (2010)	38
5t.	David Akers (2009)	37
	Paul McFadden (1984)	37

PAT ATTEMPTS

Rk	Player	XPA
1.	Cody Parkey (2014)	54
2.	Jake Elliott (2022)	53
3.	Cliff Patton (1948)	50
4t.	David Akers (2006)	48
	Roger Ruzek (1990)	48
	Tony Franklin (1980)	48
	Bobby Walston (1953)	48



JAKE ELLIOTT

FIELD GOAL PERCENTAGE

Rk	Player	FG%
1.	Jake Elliott (2023)	93.8
2.	Jake Elliott (2021)	90.9
3t.	Cody Parkey (2014)	88.9
	Alex Henery (2011)	88.9
5.	David Akers (2002)	88.2

CONSECUTIVE PATs MADE

Rk	Player	XPM
1.	David Akers (2004-09)	173
2.	David Akers (2001-04)	153
3.	Cliff Patton (1947-49)	84

CONSECUTIVE FIELD GOALS MADE

Rk	Player	FGM
1.	Alex Henery (2012)	22
2.	Jake Elliott (2018-19)	20
3.	Caleb Sturgis (2016)	18
4t.	Jake Elliott (2021)	17
	Cody Parkey (2014)	17
	Alex Henery (2011-12)	17
	David Akers (2009)	17
	David Akers (2001)	17
9.	Jake Elliott (2023-24)	16
10t.	David Akers (2008)	15
	David Akers (2004)	15



CODY PARKEY



POINTS

Rk	Player	Pts
1.	Bobby Walston (WR/K) (10/17/54 at Washington).....	25
2t.	Brian Westbrook (RB) (11/27/08 vs. Cardinals).....	24
	Irving Fryar (WR) (10/20/96 vs. Dolphins).....	24
	Wilbert Montgomery (RB) (10/7/79 vs. Washington).....	24
	Wilbert Montgomery (RB) (9/10/78 at Washington).....	24
	Ben Hawkins (FL) (9/28/69 vs. Steelers).....	24
	Tommy McDonald (FL) (10/4/59 vs. Giants).....	24
	Clarence Peaks (B) (11/16/58 vs. Cardinals).....	24

TOUCHDOWNS

Rk	Player	TD
1t.	Brian Westbrook (RB) (11/27/08 vs. Cardinals).....	4
	Irving Fryar (WR) (10/20/96 vs. Dolphins).....	4
	Wilbert Montgomery (RB) (10/7/79 vs. Washington).....	4
	Wilbert Montgomery (RB) (9/10/78 at Washington).....	4
	Ben Hawkins (FL) (9/28/69 vs. Steelers).....	4
	Tommy McDonald (FL) (10/4/59 vs. Giants).....	4
	Clarence Peaks (B) (11/16/58 vs. Cardinals).....	4

FIELD GOALS MADE


Rk	Player	FGM
1.	Tom Dempsey (11/12/72 at Oilers).....	6
2t.	Jake Elliott (1/8/23 vs. Giants).....	5
	Cody Parkey (11/23/14 vs. Titans).....	5
	Alex Henery (10/6/13 at Giants).....	5
	David Akers (11/18/01 at Cowboys).....	5
	Gary Anderson (12/22/96 vs. Cardinals).....	5
	Gary Anderson (10/1/95 at Saints).....	5

FIELD GOAL ATTEMPTS

Rk	Player	FGA
1t.	Tom Dempsey (11/12/72 at Oilers).....	7
	Sam Baker (12/5/65 vs. Cowboys).....	7
3t.	Cody Parkey (11/23/14 vs. Titans).....	6
	David Akers (10/3/04 at Bears).....	6
	Tom Dempsey (10/7/73 at Bills).....	6

LONGEST FIELD GOALS

Rk	Player	Yds
1t.	Jake Elliott (9/14/23 vs. Vikings).....	61
	Jake Elliott (9/24/17 vs. Giants).....	61
3t.	Jake Elliott (11/26/23 vs. Bills).....	59
	Tony Franklin (11/12/79 at Cowboys).....	59
5.	Jake Elliott (10/10/21 at Panthers).....	58
6.	David Akers (9/14/03 vs. Patriots).....	57
7t.	Jake Elliott (9/10/23 at Patriots).....	56
	Jake Elliott (1/1/23 vs. Saints).....	56
	Jake Elliott (11/11/18 vs. Cowboys).....	56
10.	Caleb Sturgis (10/30/16 at Cowboys).....	55



BOBBY WALSTON



PASSING YARDS

Rk	Player	G	Att	Cmp	Pct	Yds	Y/A	TD	INT	Lg	Rate
1.	Donovan McNabb (1999-2009)	148	4,746	2,801	59.0	32,873	6.9	216	100	91t	86.5
2.	Ron Jaworski (1977-86)	142	3,918	2,088	53.3	26,963	6.9	175	151	99t	74.0
3.	Randall Cunningham (1985-95)	122	3,362	1,874	55.7	22,877	6.8	150	105	95t	78.7
4.	Carson Wentz (2016-20)	68	2,492	1,562	62.7	16,811	6.7	113	50	73t	89.2
5.	Norm Snead (1964-70)	85	2,236	1,154	51.6	15,672	7.0	111	124	87t	67.7
6.	Jalen Hurts (2020-)	64	1,642	1,043	63.5	12,225	7.4	70	37	91	90.9
7.	Tommy Thompson (1941-50)	88	1,396	723	51.8	10,240	7.3	90	100	75t	67.4
8.	Michael Vick (2009-13)	54	1,300	773	59.5	9,984	7.7	57	33	91t	87.7
9.	Sonny Jurgensen (1957-63)	83	1,107	602	54.4	9,639	8.7	76	73	84	79.1
10.	Nick Foles (2012-14, '17-18)	40	1,189	748	62.9	8,703	7.3	58	23	83t	93.2
11.	Bobby Thomason (1952-57)	68	1,113	556	50.0	8,124	7.3	57	80	67t	61.2
12.	Norm Van Brocklin (1958-60)	36	998	542	54.3	7,497	7.5	55	51	91t	75.7
13.	Roman Gabriel (1973-77)	53	1,185	661	55.8	7,221	6.1	47	37	80t	74.2
14.	Adrian Burk (1951-56)	70	960	457	47.6	6,203	6.5	55	77	84t	54.4
15.	Rodney Peete (1995-98)	30	756	434	57.4	4,945	6.5	17	27	62	69.8
16.	Ty Detmer (1996-97)	21	645	372	57.7	4,478	6.9	22	19	57	78.2
17.	King Hill (1961-68)	71	635	325	51.2	4,308	6.8	29	51	92t	54.8
18.	Sam Bradford (2015)	14	532	346	65.0	3,725	7.0	19	14	78t	86.4
19.	Roy Zimmerman (1943-46)	41	435	190	43.7	3,219	7.4	30	43	75t	52.7
20.	Mark Sanchez (2014-15)	13	400	257	64.3	3,034	7.6	18	15	72	86.6

ATTEMPTS

Rk	Player	Att
1.	Donovan McNabb (1999-2009)	4,746
2.	Ron Jaworski (1977-86)	3,918
3.	Randall Cunningham (1985-95)	3,362
4.	Carson Wentz (2016-20)	2,492
5.	Norm Snead (1964-70)	2,236
6.	Jalen Hurts (2020-)	1,642
7.	Tommy Thompson (1941-50)	1,396
8.	Michael Vick (2009-13)	1,300
9.	Nick Foles (2012-14, '17-18)	1,189
10.	Roman Gabriel (1973-77)	1,185

COMPLETIONS

Rk	Player	Cmp
1.	Donovan McNabb (1999-2009)	2,801
2.	Ron Jaworski (1977-86)	2,088
3.	Randall Cunningham (1985-95)	1,874
4.	Carson Wentz (2016-20)	1,562
5.	Norm Snead (1964-70)	1,154
6.	Jalen Hurts (2020-)	1,043
7.	Michael Vick (2009-13)	773
8.	Nick Foles (2012-14, '17-18)	748
9.	Tommy Thompson (1941-50)	723
10.	Roman Gabriel (1973-77)	661

COMPLETION %

Rk	Player	Pct
1.	Sam Bradford (2015)	65.0
2.	Jalen Hurts (2020-)	63.5
3.	Nick Foles (2012-14, '17-18)	62.9
4.	Carson Wentz (2016-20)	62.7
5.	Michael Vick (2009-13)	59.5
6.	Donovan McNabb (1999-2009)	59.0
7.	Ty Detmer (1996-97)	57.7
8.	Rodney Peete (1995-98)	57.4
9.	Roman Gabriel (1973-77)	55.8
10.	Randall Cunningham (1985-95)	55.7

YARDS/ATTEMPT

Rk	Player	Y/A
1.	Sonny Jurgensen (1957-63)	8.7
2.	Michael Vick (2009-13)	7.7
3.	Jalen Hurts (2020-)	7.4
4.	Norm Van Brocklin (1958-60)	7.5
5t.	Nick Foles (2012-14, '17-18)	7.3
	Bobby Thomason (1952-57)	7.3
	Tommy Thompson (1941-50)	7.3
8t.	Sam Bradford (2015)	7.0
	Norm Snead (1964-70)	7.0
10t.	Donovan McNabb (1999-2009)	6.9
	Ty Detmer (1996-97)	6.9

TOUCHDOWNS

Rk	Player	TD
1.	Donovan McNabb (1999-2009)	216
2.	Ron Jaworski (1977-86)	175
3.	Randall Cunningham (1985-95)	150
4.	Carson Wentz (2016-20)	113
5.	Norm Snead (1964-70)	111
6.	Tommy Thompson (1941-50)	90
7.	Sonny Jurgensen (1957-63)	76
8.	Jalen Hurts (2020-)	70
9.	Nick Foles (2012-14, '17-18)	58
10t.	Michael Vick (2009-13)	57
	Bobby Thomason (1952-57)	57

TOUCHDOWN %

Rk	Player	TD%
1.	Sonny Jurgensen (1957-63)	6.9
2.	Tommy Thompson (1941-50)	6.4
3.	Adrian Burk (1951-56)	5.7
4.	Norm Van Brocklin (1958-60)	5.5
5.	Bobby Thomason (1952-57)	5.1
6.	Norm Snead (1964-70)	5.0
7.	Nick Foles (2012-14, '17-18)	4.9
8t.	Donovan McNabb (1999-2009)	4.6
	King Hill (1961-68)	4.6
10.	Carson Wentz (2016-20)	4.5

INTERCEPTIONS

Rk	Player	INT
1.	Ron Jaworski (1977-86)	151
2.	Norm Snead (1964-70)	124
3.	Randall Cunningham (1985-95)	105
4t.	Donovan McNabb (1999-2009)	100
	Tommy Thompson (1941-50)	100
6.	Bobby Thomason (1952-57)	80
7.	Adrian Burk (1951-56)	77
8.	Sonny Jurgensen (1957-63)	73
9t.	King Hill (1961-68)	51
	Norm Van Brocklin (1958-60)	51

INTERCEPTION %

Rk	Player	INT%
1.	Nick Foles (2012-14, '17-18)	1.9
2.	Carson Wentz (2016-20)	2.0
3.	Donovan McNabb (1999-2009)	2.1
4.	Jalen Hurts (2020-)	2.3
5.	Michael Vick (2009-13)	2.5
6.	Sam Bradford (2015)	2.6
7.	Ty Detmer (1996-97)	3.0
8t.	Roman Gabriel (1973-77)	3.1
	Randall Cunningham (1985-95)	3.1
10.	Rodney Peete (1995-98)	3.6

PASSER RATING

Rk	Player	Rate
1.	Nick Foles (2012-14, '17-18)	93.2
2.	Jalen Hurts (2020-)	90.9
3.	Carson Wentz (2016-20)	89.2
4.	Michael Vick (2009-13)	87.7
5.	Donovan McNabb (1999-2009)	86.5
6.	Sam Bradford (2015)	86.4
7.	Sonny Jurgensen (1957-63)	79.1
8.	Randall Cunningham (1985-95)	78.7
9.	Ty Detmer (1996-97)	78.2
10.	Norm Van Brocklin (1958-60)	75.7



PASSING YARDS										
Rk	Player	Att	Cmp	Pct	Yds	Y/A	TD	INT	Lg	Rate
1.	Carson Wentz (2019)	607	388	63.9	4,039	6.7	27	7	53t	93.1
2.	Donovan McNabb (2008)	571	345	60.4	3,916	6.9	23	11	90t	86.4
3.	Donovan McNabb (2004)	<u>469</u>	300	64.0	3,875	8.3	31	8	80	104.7
4.	Jalen Hurts (2023)	538	352	65.4	3,858	7.2	23	15	63	89.1
5.	Randall Cunningham (1988)	560	301	53.8	3,808	6.8	24	16	80t	77.6
6.	Carson Wentz (2016)	607	379	62.4	3,782	6.2	16	14	73t	79.3
7.	Sam Bradford (2015)	532	346	65.0	3,725	7.0	19	14	78t	86.4
8.	Sonny Jurgensen (1961)	<u>416</u>	235	56.5	3,723	9.0	32	24	69	88.1
9.	Jalen Hurts (2022)	460	306	66.5	3,701	8.0	22	6	68	101.6
10.	Donovan McNabb (2009)	443	267	60.3	3,553	8.0	22	10	60t	92.9

Led NFL Led Conference

ATTEMPTS

Rk	Player	Att
1t.	Carson Wentz (2019)	607
	Carson Wentz (2016)	607
3.	Donovan McNabb (2008)	571
4.	Donovan McNabb (2000)	569
5.	Randall Cunningham (1988)	560

COMPLETIONS

Rk	Player	Cmp
1.	Carson Wentz (2019)	388
2.	Carson Wentz (2016)	379
3.	Jalen Hurts (2023)	352
4.	Sam Bradford (2015)	346
5.	Donovan McNabb (2008)	345

COMPLETION %

Rk	Player	Pct
1.	Carson Wentz (2018)	69.6
2.	Jalen Hurts (2022)	66.5
3.	Jalen Hurts (2023)	65.4
4.	Sam Bradford (2015)	65.0
5.	Mark Sanchez (2014)	64.1

YARDS/ATTEMPT

Rk	Player	Y/A
1.	Nick Foles (2013)	9.1
2.	Sonny Jurgensen (1961)	9.0
3.	Sonny Jurgensen (1962)	8.9
4.	Norm Van Brocklin (1960)	8.7
5.	Donovan McNabb (2006)	8.4

TOUCHDOWNS

Rk	Player	TD
1.	Carson Wentz (2017)	33
2.	Sonny Jurgensen (1961)	32
3.	Donovan McNabb (2004)	31
4.	Randall Cunningham (1990)	30
5.	Norm Snead (1967)	29

TOUCHDOWN %

Rk	Player	TD%
1.	Nick Foles (2013)	8.5
2.	Norm Van Brocklin (1960)	8.5
3.	Sonny Jurgensen (1961)	7.7
4.	Carson Wentz (2017)	7.5
5.	Bobby Thomason (1953)	6.9

FEWEST INTERCEPTIONS

Rk	Player	INT
1.	Nick Foles (2013)	2
2t.	Nick Foles (2012)	5
	Bubby Brister (1993)	5
4t.	Jalen Hurts (2022)	6
	Michael Vick (2010)	6
	Donovan McNabb (2006)	6
	Donovan McNabb (2002)	6

LONGEST PASSING PLAYS

Rk	Player	Yds
1.	Ron Jaworski to Mike Quick (11/10/1985 vs. Falcons)	99t
2.	Randall Cunningham to Fred Barnett (12/2/1990 at Bills)	95t
3.	Randall Cunningham to Herschel Walker (9/4/1994 at Giants)	93
4.	King Hill to Ben Hawkins (9/22/1968 vs. Giants)	92t
5t.	Jalen Hurts to Quez Watkins (9/19/21 vs. 49ers)	91
	Michael Vick to DeSean Jackson (12/12/2010 at Cowboys)	91t
	Donovan McNabb to Terrell Owens (10/30/2005 at Broncos)	91t
	Norm Van Brocklin to T. McDonald (10/5/1958 vs. Giants)	91t
9t.	Donovan McNabb to Hank Baskett (9/7/2008 vs. Rams)	90t
	Ron Jaworski to Mike Quick (10/28/1984 vs. Cardinals)	90t

NFL Record (tied)

INTERCEPTION %

Rk	Player	INT%
1.	Nick Foles (2013)	0.6
2t.	Jalen Hurts (2022)	1.2
	Carson Wentz (2019)	1.2
4.	Donovan McNabb (2007)	1.5
5t.	Carson Wentz (2017)	1.6
	Michael Vick (2010)	1.6

CONSECUTIVE COMPLETIONS

Rk	Player	Cmp
1.	Nick Foles (12/30/18 at Washington)	25
2.	Donovan McNabb (11/28/04 at Giants - 12/5/04 vs. Packers)	24
3.	Donovan McNabb (9/23/07 vs. Lions)	18
4.	Jalen Hurts (10/29/23 at Washington)	17
5t.	Carson Wentz (12/15/19 at Washington)	15
	Carson Wentz (10/21/18 vs. Panthers)	15
	Donovan McNabb (9/21/08 vs. Steelers)	15

NFL Record (tied) Most consecutive completions to start a game by Eagles QB

PASSER RATING

Rk	Player	Rate
1.	Nick Foles (2013)	119.2
2.	Donovan McNabb (2004)	104.7
3.	Carson Wentz (2018)	102.2
4.	Carson Wentz (2017)	101.9
5.	Jalen Hurts (2022)	101.6



PASSING YARDS

Rk	Player	Yds
1.	Nick Foles (12/23/18 vs. Texans).....	471
2.	Donovan McNabb (12/5/04 vs. Packers).....	464
3.	Donovan McNabb (11/15/09 at Chargers).....	450
4.	Randall Cunningham (9/17/89 at Washington).....	447
5.	Bobby Thomason (11/8/53 vs. Giants).....	437
6.	Sonny Jurgensen (10/29/61 at Washington).....	436
7t.	Nick Foles (12/15/13 at Vikings).....	428
	Michael Vick (9/15/13 vs. Chargers).....	428
9.	Sonny Jurgensen (12/16/62 at Cardinals).....	419
10.	Michael Vick (10/2/11 vs. 49ers).....	416
11.	Nick Foles (10/26/14 at Cardinals).....	411
12.	Nick Foles (11/3/13 at Raiders).....	406
13.	Sonny Jurgensen (12/17/61 at Lions).....	403
14.	Randall Cunningham (10/2/89 at Bears).....	401
15.	Vince Young (11/27/11 vs. Patriots).....	400

ATTEMPTS

Rk	Player	Att
1t.	Nick Foles (10/26/14 at Cardinals).....	62
	Randall Cunningham (10/2/89 at Bears).....	62
3.	Carson Wentz (12/4/16 at Bengals).....	60
4.	Donovan McNabb (11/16/08 at Bengals).....	58
5.	Sonny Jurgensen (9/23/62 vs. Giants).....	57

COMPLETIONS

Rk	Player	Cmp
1t.	Sam Bradford (12/26/15 vs. Washington).....	37
	Mark Sanchez (12/20/14 at Washington).....	37
3t.	Carson Wentz (12/4/16 at Bengals).....	36
	Sam Bradford (9/14/15 at Falcons).....	36
	Nick Foles (10/26/14 at Cardinals).....	36

COMPLETION PERCENTAGE

Rk	Player	Pct
1.	Nick Foles (12/30/18 at Washington).....	84.9
2.	Nick Foles (12/22/13 vs. Bears).....	84.0
3.	Rodney Peete (9/15/96 vs. Lions).....	83.3
4t.	Nate Sudfeld (12/31/17 vs. Cowboys).....	82.6
	Jeff Garcia (11/26/06 at Colts).....	82.6

YARDS PER ATTEMPT

Rk	Player	Y/A
1.	Sonny Jurgensen (11/25/62 vs. Cowboys).....	16.3
2.	Sonny Jurgensen (11/26/61 vs. Cowboys).....	15.3
3.	Donovan McNabb (9/23/07 vs. Lions).....	14.7
4.	Nick Foles (11/3/13 at Raiders).....	14.5
5.	Randall Cunningham (10/24/94 vs. Texans).....	12.9

PASSER RATING

Rk	Player	Rate
1t.	Nick Foles (11/3/13 at Raiders).....	158.3
	Donovan McNabb (9/23/07 vs. Lions).....	158.3
3.	Donovan McNabb (10/11/09 vs. Buccaneers).....	157.2
4.	Randall Cunningham (9/13/92 at Cardinals).....	156.6
5.	Donovan McNabb (9/18/05 vs. 49ers).....	155.4

TOUCHDOWNS

Rk	Player	TD
1t.	Nick Foles (11/3/13 at Raiders).....	7
	Adrian Burk (10/17/54 at Washington).....	7
3t.	Donovan McNabb (9/18/05 vs. 49ers).....	5
	Donovan McNabb (12/5/04 vs. Packers).....	5
	Randall Cunningham (9/17/89 at Washington).....	5
	Norm Snead (9/28/69 vs. Steelers).....	5
	Sonny Jurgensen (12/16/62 at Cardinals).....	5
	Sonny Jurgensen (11/26/61 vs. Cowboys).....	5
	Adrian Burk (11/28/54 vs. Washington).....	5

NFL Record (tied)

400+ PASSING YARDS

400+ YARD PASSING GAMES, Career

Rk	Player	Games
1.	Nick Foles (2012-14, '17-18).....	4
2t.	Michael Vick (2009-13).....	3
	Randall Cunningham (1985-95).....	3
	Sonny Jurgensen (1957-63).....	3
5.	Donovan McNabb (1999-2009).....	2

Includes playoff games

400+ YARD PASSING GAMES, Season

Rk	Player	Games
1t.	Nick Foles (2013).....	2
	Randall Cunningham (1989).....	2
	Sonny Jurgensen (1961).....	2

Regular season only

300+ PASSING YARDS

300+ YARD PASSING GAMES, Career

Rk	Player	Games
1.	Donovan McNabb (1999-2009).....	30
2.	Carson Wentz (2016-20).....	19
3t.	Jalen Hurts (2020-).....	13
	Randall Cunningham (1985-95).....	13
5t.	Nick Foles (2012-14, '17-18).....	12
	Ron Jaworski (1977-86).....	12

Includes playoff games

300+ YARD PASSING GAMES, Season

Rk	Player	Games
1t.	Carson Wentz (2019).....	5
	Carson Wentz (2018).....	5
	Sam Bradford (2015).....	5
	Donovan McNabb (2004).....	5
	Sonny Jurgensen (1961).....	5

Regular season only

CONSECUTIVE 300+ YARD PASSING GAMES

Rk	Player	Games
1t.	Sam Bradford (2015).....	3
	Nick Foles (2014).....	3
	Mark Sanchez (2014).....	3
	Michael Vick (2011-12).....	3
	Donovan McNabb (2005).....	3

Regular season only



300+ YARD PASSING GAMES (TDs/INTs)

12/25/23..... Jalen Hurts at Giants (W).....	301 (1/1)	11/28/10..... Michael Vick at Bears (L).....	333 (2/1)
10/29/23..... Jalen Hurts at Commanders (W).....	319 (4/0)	11/15/10..... Michael Vick at Washington (W).....	333 (4/0)
10/08/23..... Jalen Hurts vs. Rams (W).....	303 (1/1)	10/17/10..... Kevin Kolb vs. Falcons (W).....	326 (3/1)
10/01/23..... Jalen Hurts vs. Commanders (W).....	319 (2/0)	12/27/09..... Donovan McNabb vs. Broncos (W).....	322 (3/1)
02/12/23..... Jalen Hurts vs. Chiefs (L).....	304 (1/0)	12/20/09..... Donovan McNabb vs. 49ers (W).....	306 (1/2)
12/24/22..... Gardner Minshew at Cowboys (L).....	355 (2/2)	11/15/09..... Donovan McNabb at Chargers (L).....	450 (2/1)
12/18/22..... Jalen Hurts at Bears (W).....	315 (0/2)	09/27/09..... Kevin Kolb vs. Chiefs (W).....	327 (2/0)
12/4/22..... Jalen Hurts vs. Titans (W).....	380 (3/0)	09/20/09..... Kevin Kolb vs. Saints (L) - first NFL start.....	391 (2/3)
09/25/22..... Jalen Hurts at Commanders (W).....	340 (3/0)	01/18/09..... Donovan McNabb at Cardinals (L).....	375 (3/1)
09/19/22..... Jalen Hurts vs. Vikings (W).....	333 (1/1)	01/04/09..... Donovan McNabb at Vikings (W).....	300 (1/1)
10/03/21..... Jalen Hurts vs. Chiefs (L).....	387 (2/0)	11/16/08..... Donovan McNabb at Bengals (T).....	339 (1/3)
09/27/21..... Jalen Hurts at Cowboys (L).....	326 (2/2)	11/02/08..... Donovan McNabb at Seahawks (W).....	349 (2/1)
12/27/20..... Jalen Hurts at Cowboys (L).....	342 (1/2)	09/07/08..... Donovan McNabb vs. Rams (W).....	361 (3/0)
12/20/20..... Jalen Hurts at Cardinals (L).....	338 (3/0)	12/30/07..... Donovan McNabb vs. Bills (W).....	345 (1/1)
10/22/20..... Carson Wentz vs. Giants (W).....	359 (2/1)	11/25/07..... A.J. Feeley at Patriots (L).....	345 (3/3)
12/22/19..... Carson Wentz vs. Cowboys (W).....	319 (1/0)	10/28/07..... Donovan McNabb at Vikings (W).....	333 (1/0)
12/09/19..... Carson Wentz vs. Giants (W).....	325 (2/0)	09/23/07..... Donovan McNabb vs. Lions (W).....	381 (4/0)
12/01/19..... Carson Wentz at Dolphins (L).....	310 (3/1)	12/31/06..... A.J. Feeley vs. Falcons (W).....	321 (3/0)
10/13/19..... Carson Wentz at Vikings (L).....	306 (2/1)	12/04/06..... Jeff Garcia vs. Panthers (W).....	312 (3/0)
09/08/19..... Carson Wentz vs. Washington (W).....	313 (3/0)	10/22/06..... Donovan McNabb at Buccaneers (L).....	302 (3/3)
12/23/18..... Nick Foles vs. Texans (W).....	471 (4/1)	10/08/06..... Donovan McNabb vs. Cowboys (W).....	354 (2/0)
12/03/18..... Carson Wentz vs. Washington (W).....	306 (2/1)	09/17/06..... Donovan McNabb vs. Giants (L).....	350 (2/0)
11/11/18..... Carson Wentz vs. Cowboys (L).....	360 (2/1)	09/10/06..... Donovan McNabb at Texans (W).....	314 (3/1)
10/21/18..... Carson Wentz vs. Panthers (L).....	310 (2/0)	11/06/05..... Donovan McNabb at Washington (L).....	304 (1/1)
10/07/18..... Carson Wentz vs. Vikings (L).....	311 (2/0)	10/02/05..... Donovan McNabb at Chiefs (W).....	369 (3/1)
09/30/18..... Carson Wentz at Titans (L).....	348 (2/0)	09/25/05..... Donovan McNabb vs. Raiders (W).....	365 (2/1)
09/16/18..... Nick Foles at Buccaneers (L).....	334 (1/0)	09/18/05..... Donovan McNabb vs. 49ers (W).....	342 (5/0)
02/04/18..... Nick Foles at Patriots (W).....	373 (3/1)	02/06/05..... Donovan McNabb vs. Patriots (L).....	357 (3/3)
01/21/18..... Nick Foles vs. Vikings (W).....	352 (3/0)	12/05/04..... Donovan McNabb vs. Packers (W).....	464 (5/0)
12/03/17..... Carson Wentz at Seahawks (L).....	348 (1/1)	11/15/04..... Donovan McNabb at Cowboys (W).....	345 (4/0)
10/08/17..... Carson Wentz vs. Cardinals (W).....	304 (4/1)	10/24/04..... Donovan McNabb at Browns (W).....	376 (4/1)
09/17/17..... Carson Wentz at Chiefs (L).....	333 (2/1)	09/26/04..... Donovan McNabb at Lions (W).....	356 (2/0)
09/10/17..... Carson Wentz at Washington (W).....	307 (2/1)	09/12/04..... Donovan McNabb vs. Giants (W).....	330 (4/0)
12/11/16..... Carson Wentz* vs. Washington (L).....	314 (1/1)	11/16/03..... Donovan McNabb vs. Giants (W).....	314 (2/0)
12/04/16..... Carson Wentz* at Bengals (L).....	308 (1/3)	11/02/03..... Donovan McNabb at Falcons (W).....	312 (1/0)
11/06/16..... Carson Wentz* at Giants (L).....	364 (0/2)	09/09/01..... Donovan McNabb vs. Rams (L).....	312 (2/1)
09/25/16..... Carson Wentz* vs. Steelers (W).....	301 (2/0)	12/10/00..... Donovan McNabb at Browns (W).....	390 (4/0)
01/03/16..... Sam Bradford at Giants (W).....	320 (2/1)	10/01/00..... Donovan McNabb vs. Falcons (W).....	311 (2/1)
12/26/15..... Sam Bradford vs. Washington (L).....	380 (1/0)	11/30/97..... Bobby Hoying vs. Bengals (W).....	313 (4/1)
12/20/15..... Sam Bradford vs. Cardinals (L).....	361 (2/2)	11/24/96..... Ty Detmer at Cardinals (L).....	322 (0/1)
10/11/15..... Sam Bradford vs. Saints (W).....	333 (2/2)	11/10/96..... Ty Detmer vs. Bills (L).....	315 (2/1)
09/14/15..... Sam Bradford at Falcons (L).....	336 (1/2)	10/27/96..... Ty Detmer vs. Panthers (W).....	342 (1/1)
12/20/14..... Mark Sanchez at Washington (L).....	374 (2/1)	12/24/94..... Bubby Brister at Bengals (L).....	325 (1/0)
11/23/14..... Mark Sanchez vs. Titans (W).....	307 (1/2)	12/04/94..... Randall Cunningham vs. Cowboys (L).....	327 (2/1)
11/16/14..... Mark Sanchez at Packers (L).....	346 (2/2)	10/24/94..... Randall Cunningham vs. Oilers (W).....	310 (2/1)
11/10/14..... Mark Sanchez vs. Panthers (W).....	332 (2/0)	09/12/94..... Randall Cunningham vs. Bears (W).....	311 (3/0)
10/26/14..... Nick Foles at Cardinals (L).....	411 (2/2)	09/04/94..... Randall Cunningham at Giants (L).....	344 (2/0)
09/21/14..... Nick Foles vs. Washington (W).....	325 (3/0)	01/03/94..... Bubby Brister at 49ers (W).....	350 (3/1)
09/15/14..... Nick Foles at Colts (W).....	331 (1/1)	09/19/93..... Randall Cunningham vs. Washington (W).....	360 (3/2)
09/07/14..... Nick Foles vs. Jaguars (W).....	322 (2/1)	12/13/92..... Randall Cunningham at Seahawks (W).....	365 (0/1)
12/15/13..... Nick Foles at Vikings (L).....	428 (3/1)	11/10/91..... Jim McMahon at Browns (W).....	341 (3/1)
11/03/13..... Nick Foles at Raiders (W).....	406 (7/0)	12/18/89..... Randall Cunningham at Saints (L).....	306 (2/2)
09/15/13..... Michael Vick vs. Chargers (L).....	428 (2/0)	10/02/89..... Randall Cunningham at Bears (L).....	401 (1/4)
12/23/12..... Nick Foles* vs. Washington (L).....	345 (1/1)	09/17/89..... Randall Cunningham at Washington (W).....	447 (5/1)
12/09/12..... Nick Foles* at Buccaneers (W).....	381 (2/0)	12/31/88..... Randall Cunningham at Bears (L).....	407 (0/3)
10/14/12..... Michael Vick vs. Lions (L).....	311 (2/2)	11/06/88..... Randall Cunningham vs. Rams (W).....	323 (3/0)
09/16/12..... Michael Vick vs. Ravens (W).....	371 (1/2)	10/10/88..... Randall Cunningham vs. Giants (W).....	369 (3/0)
09/09/12..... Michael Vick at Browns (W).....	317 (2/4)	11/29/87..... Randall Cunningham at Patriots (W).....	314 (2/1)
01/01/12..... Michael Vick vs. Washington (W).....	335 (3/1)	10/11/87..... Scott Tinsley at Cowboys (L).....	338 (3/0)
11/27/11..... Vince Young vs. Patriots (L).....	400 (1/1)	12/15/85..... Ron Jaworski at Chargers (L).....	334 (1/3)
10/09/11..... Michael Vick at Bills (L).....	315 (2/4)	12/01/85..... Ron Jaworski vs. Vikings (L).....	320 (2/1)
10/02/11..... Michael Vick vs. 49ers (L).....	416 (2/1)	11/03/85..... Ron Jaworski at 49ers (L).....	394 (1/3)
12/02/10..... Michael Vick vs. Texans (W).....	302 (2/1)	10/20/85..... Ron Jaworski vs. Cowboys (W).....	380 (1/0)



300+ YARD PASSING GAMES (TDs/INTs)

12/16/84.....	Joe Pisarcik at Falcons (L).....	334 (1/0)
10/28/84.....	Ron Jaworski vs. Cardinals (L).....	340 (2/3)
11/27/83.....	Ron Jaworski at Washington (L).....	333 (3/1)
09/11/83.....	Ron Jaworski vs. Washington (L).....	326 (1/2)
09/19/82.....	Ron Jaworski at Browns (W).....	334 (2/1)
09/12/82.....	Ron Jaworski vs. Washington (L).....	371 (2/0)
10/18/81.....	Ron Jaworski at Vikings (L).....	330 (2/2)
12/21/80.....	Ron Jaworski at Cowboys (L).....	331 (1/0)
11/09/80.....	Ron Jaworski at Saints (W).....	323 (3/0)
12/16/73.....	Roman Gabriel at Washington (L).....	302 (1/1)
12/02/73.....	Roman Gabriel at 49ers (L).....	322 (2/1)
10/14/73.....	Roman Gabriel at Cardinals (W).....	379 (3/0)
09/19/71.....	Pete Liske at Bengals (L).....	301 (2/3)
09/28/69.....	Norm Snead vs. Steelers (W).....	335 (5/1)
11/19/67.....	Norm Snead vs. Saints (W).....	309 (4/2)
10/22/67.....	Norm Snead at Cardinals (L).....	321 (2/2)
09/17/67.....	Norm Snead vs. Washington (W).....	301 (2/0)
12/05/65.....	Norm Snead vs. Cowboys (L).....	320 (0/1)
11/14/65.....	Norm Snead vs. Washington (W).....	311 (0/1)
11/07/65.....	Norm Snead at Browns (L).....	362 (3/2)
10/17/65.....	King Hill at Giants (L).....	321 (3/4)
12/13/64.....	Norm Snead at Cardinals (L).....	301 (3/2)
10/13/63.....	Sonny Jurgensen at Washington (W).....	315 (4/2)
09/15/63.....	Sonny Jurgensen vs. Steelers (T).....	322 (3/2)
12/16/62.....	Sonny Jurgensen at Cardinals (L).....	419 (5/3)
11/25/62.....	Sonny Jurgensen vs. Cowboys (W).....	342 (1/2)
09/23/62.....	Sonny Jurgensen vs. Giants (L).....	396 (1/3)
12/17/61.....	Sonny Jurgensen at Lions (W).....	403 (3/2)
12/10/61.....	Sonny Jurgensen vs. Giants (L).....	367 (3/2)
11/26/61.....	Sonny Jurgensen vs. Cowboys (W).....	351 (5/2)
10/29/61.....	Sonny Jurgensen at Washington (W).....	436 (3/2)
10/01/61.....	Sonny Jurgensen vs. Cardinals (L).....	399 (3/2)
11/16/58.....	Norm Van Brocklin vs. Cardinals (W).....	318 (2/1)
10/01/55.....	Bobby Thomason vs. Washington (L).....	349 (4/0)
11/28/54.....	Adrian Burk vs. Washington (W).....	345 (5/1)
12/13/53.....	Bobby Thomason vs. Browns (W).....	331 (3/0)
11/15/53.....	Bobby Thomason vs. Colts (W).....	329 (3/5)
11/08/53.....	Bobby Thomason vs. Giants (W).....	437 (4/1)
12/01/40.....	Davey O'Brien at Washington (L).....	316 (1/0)

* Rookie | *Playoff Game*



DONOVAN McNABB



CARSON WENTZ



RUSHING YARDS

Rk	Player	G	Att	Yds	Avg	Lg	TD
1.	LeSean McCoy (2009-14)	90	1,461	6,792	4.6	66t	44
2.	Wilbert Montgomery (1977-84)	100	1,465	6,538	4.5	90t	45
3.	Brian Westbrook (2002-09)	107	1,308	5,995	4.6	71t	37
4.	Steve Van Buren (1944-51)	83	1,320	5,860	4.4	70t	69
5.	Duce Staley (1997-2003)	98	1,200	4,807	4.0	64t	22
6.	Randall Cunningham (QB) (1985-95)	122	677	4,482	6.6	52t	32
7.	Ricky Watters (1995-97)	48	975	3,794	3.9	57	31
8.	Miles Sanders (2019-22)	57	739	3,708	5.0	82t	20
9.	Timmy Brown (1960-67)	96	850	3,703	4.4	61t	29
10.	Tom Woodeshick (1963-71)	111	831	3,563	4.3	57t	21
11.	Donovan McNabb (QB) (1999-2009)	148	573	3,249	5.7	54	28
12.	Tom Sullivan (1972-77)	80	871	3,135	3.6	37	17
13.	Clarence Peaks (1957-63)	83	786	2,927	3.7	57	19
14.	Keith Byars (1986-92)	105	750	2,672	3.6	52	17
15.	Jalen Hurts (2020-)	64	550	2,621	4.8	42	42
16.	Billy Barnes (1957-61)	60	689	2,391	3.5	70t	20
17.	Herschel Walker (1992-94)	48	554	2,344	4.2	91t	14
18.	Anthony Toney (FB) (1986-90)	67	639	2,294	3.6	44	14
19.	Charlie Garner (1994-98)	66	495	2,261	4.6	55t	17
20.	Correll Buckhalter (2001-08)	74	476	2,155	4.5	64t	18

ATTEMPTS

Rk	Player	Att
1.	Wilbert Montgomery (1977-84)	1,465
2.	LeSean McCoy (2009-14)	1,461
3.	Steve Van Buren (1944-51)	1,320
4.	Brian Westbrook (2002-09)	1,308
5.	Duce Staley (1997-2003)	1,200
6.	Ricky Watters (1995-97)	975
7.	Tom Sullivan (1972-77)	871
8.	Timmy Brown (1960-67)	850
9.	Tom Woodeshick (1963-71)	831
10.	Clarence Peaks (1957-63)	786

RUSHING AVERAGE

Rk	Player	Avg
1.	Randall Cunningham (QB) (1985-95)	6.6
2.	Donovan McNabb (QB) (1999-2009)	5.7
3.	Miles Sanders (2019-22)	5.0
4.	Jalen Hurts (2020-)	4.8
5.	LeSean McCoy (2009-14)	4.7
6t.	Brian Westbrook (2002-09)	4.6
	Charlie Garner (1994-98)	4.6
8t.	Correll Buckhalter (2001-08)	4.5
	Wilbert Montgomery (1977-84)	4.5
10t.	Steve Van Buren (1944-51)	4.4
	Timmy Brown (1960-67)	4.4

TOUCHDOWNS

Rk	Player	TD
1.	Steve Van Buren (1944-51)	69
2.	Wilbert Montgomery (1977-84)	45
3.	LeSean McCoy (2009-14)	44
4.	Jalen Hurts (2020-)	42
5.	Brian Westbrook (2002-09)	37
6.	Randall Cunningham (QB) (1985-95)	32
7.	Ricky Watters (1995-97)	31
8.	Timmy Brown (1960-67)	29
9.	Donovan McNabb (QB) (1999-2009)	28
10.	Duce Staley (1997-2003)	22



LESEAN MCCOY



STEVE VAN BUREN



RUSHING YARDS

Rk	Player	Att	Yds	Avg	Lg	TD
1.	LeSean McCoy (2013)	314	1,607	5.1	57t	9
2.	Wilbert Montgomery (1979)	338	1,512	4.5	62t	9
3.	Ricky Watters (1996)	353	1,411	4.0	56t	13
4.	Wilbert Montgomery (1981)	286	1,402	<u>4.9</u>	41	8
5.	Brian Westbrook (2007)	278	1,333	4.8	36	7
6.	LeSean McCoy (2014)	312	1,319	4.2	53	5
7.	LeSean McCoy (2011)	273	1,309	4.8	60	17
8t.	Duce Staley (1999)	325	1,273	3.9	29	4
	Ricky Watters (1995)	337	1,273	3.8	57	11
10.	Miles Sanders (2022)	259	1,269	4.9	40t	11
11.	Wilbert Montgomery (1978)	259	1,220	<u>4.7</u>	47	9
12.	Brian Westbrook (2006)	240	1,217	5.1	71t	7
13.	Steve Van Buren (1949)	263	1,146	4.4	41	11
14.	Ricky Watters (1997)	285	1,110	3.9	28	7
15.	LeSean McCoy (2010)	207	1,080	<u>5.2</u>	62	7
16.	Herschel Walker (1992)	267	1,070	4.0	38	8
17.	Duce Staley (1998)	258	1,065	4.1	64t	5
18.	D'Andre Swift (2023)	229	1,049	4.6	43	5
19.	Duce Staley (2002)	269	1,029	3.8	57	5
20.	Earnest Jackson (1985)	282	1,028	3.6	59	5

Led NFL Led Conference

ATTEMPTS

Rk	Player	Att
1.	Ricky Watters (1996)	353
2.	Wilbert Montgomery (1979)	338
3.	Ricky Watters (1995)	337
4.	Duce Staley (1999)	325
5.	LeSean McCoy (2013)	314

LONGEST RUSHING PLAYS

Rk	Player	Yds
1.	Herschel Walker (11/27/94 at Falcons)	91t
2.	Wilbert Montgomery (12/19/82 vs. Oilers)	90t
3.	Brian Mitchell (10/1/00 vs. Falcons)	85t
4.	Miles Sanders (12/13/20 vs. Saints)	82t
5.	Swede Hanson (9/16/34 at Packers)	81t
6.	Leroy Harris (11/25/79 at Packers)	80
7.	Bosh Pritchard (10/23/49 vs. Washington)	77t
8t.	Miles Sanders (10/18/20 vs. Ravens)	74
	Miles Sanders (10/11/20 at Steelers)	74t
	Herman Hunter (11/24/85 at Cowboys)	74t

TOUCHDOWNS

Rk	Player	TD
1.	LeSean McCoy (2011)	17
2t.	Jalen Hurts (QB) (2023)	15
	Steve Van Buren (1945)	15
4t.	Jalen Hurts (QB) (2022)	13
	Ricky Watters (1996)	13
	Steve Van Buren (1947)	13
7t.	Miles Sanders (2022)	11
	Ricky Watters (1995)	11
	Tom Sullivan (1974)	11
	Steve Van Buren (1949)	11
11t.	Jalen Hurts (QB) (2021)	10
	Steve Van Buren (1948)	10

CONSECUTIVE GAMES WITH RUSHING TOUCHDOWN

Rk	Player	Games
1.	Steve Van Buren (1947)	8
2.	Ricky Watters (1995)	6
3t.	LeSean McCoy (2011)	5
	Steve Van Buren (1948)	5
5t.	Many times, last: Jalen Hurts (2023)	4



WILBERT MONTGOMERY



RICKY WATTERS



RUSHING YARDS

Rk	Player	Yds
1.	LeSean McCoy (12/8/13 vs. Lions).....	217
2.	Steve Van Buren (11/27/49 vs. Steelers).....	205
3.	Duce Staley (9/3/00 at Cowboys).....	201
4.	Wilbert Montgomery (11/4/79 vs. Browns).....	197
5.	Steve Van Buren (12/18/49 at Rams).....	196
6.	Wilbert Montgomery (1/11/81 vs. Cowboys).....	194
7.	Swede Hanson (11/6/34 vs. Reds).....	190
8.	Timmy Brown (11/7/65 at Browns).....	186
9.	LeSean McCoy (10/30/11 vs. Cowboys).....	185
10.	LeSean McCoy (9/9/13 at Washington).....	184

ATTEMPTS

Rk	Player	Att
1t.	Heath Sherman (10/6/91 at Buccaneers).....	35
	Heath Sherman (11/12/90 vs. Washington).....	35
	Steve Van Buren (11/20/49 vs. Bulldogs).....	35
4.	Earnest Jackson (11/17/85 at Cardinals).....	34
5t.	Brian Westbrook (12/7/08 at Giants).....	33
	Ricky Watters (12/10/95 vs. Cowboys).....	33
	Steve Van Buren (10/3/49 at Lions).....	33



BRIAN WESTBROOK



DUCE STALEY

TOUCHDOWNS

Rk	Player	TD
1t.	Jalen Hurts (QB) (12/18/22 at Bears).....	3
	Jalen Hurts (QB) (11/21/21 vs. Saints).....	3
	Boston Scott (12/29/19 at Giants).....	3
	LeSean McCoy (12/18/11 vs. Jets).....	3
	LeSean McCoy (9/19/10 at Lions).....	3
	Charlie Garner (10/8/95 vs. Washington).....	3
	Wilbert Montgomery (12/19/82 vs. Oilers).....	3
	Wilbert Montgomery (10/7/79 vs. Washington).....	3
	Wilbert Montgomery (9/10/78 at Washington).....	3
	Tom Sullivan (10/13/74 vs. Giants).....	3
	Clarence Peaks (11/16/58 vs. Cardinals).....	3
	Steve Van Buren (10/17/48 at Washington).....	3
	Steve Van Buren (12/14/47 vs. Packers).....	3
	Steve Van Buren (12/9/45 vs. Yanks).....	3

200+ RUSHING YARDS

200+ YARD RUSHING GAMES, Career

Rk	Player	Games
1t.	LeSean McCoy (2009-14).....	1
	Duce Staley (1997-2003).....	1
	Steve Van Buren (1944-51).....	1

100+ RUSHING YARDS

100+ YARD RUSHING GAMES, Career

Rk	Player	Games
1.	Wilbert Montgomery (1977-84).....	26
2.	LeSean McCoy (2009-14).....	23
3.	Brian Westbrook (2002-09).....	20
4.	Steve Van Buren (1944-51).....	19
5.	Duce Staley (1997-2003).....	13

Includes playoff games

100+ YARD RUSHING GAMES, Season

Rk	Player	Games
1.	Wilbert Montgomery (1981).....	8
2t.	LeSean McCoy (2013).....	7
	Wilbert Montgomery (1979).....	7
4t.	LeSean McCoy (2011).....	6
	Brian Westbrook (2007).....	6
	Brian Westbrook (2006).....	6
	Ricky Watters (1996).....	6
	Wilbert Montgomery (1978).....	6

Regular season only

CONSECUTIVE 100+ YARD RUSHING GAMES

Rk	Player	Games
1.	Steve Van Buren (1948).....	4
2t.	Brian Westbrook (2006).....	3
	Wilbert Montgomery (1981).....	3
	Wilbert Montgomery (1979).....	3
	Wilbert Montgomery (1978).....	3

Regular season only



100+ YARD RUSHING GAMES (TDs)

09/06/24 Saquon Barkley vs. Packers (W)	109 (2)	11/12/06..... Brian Westbrook vs. Washington (W).....	113 (0)
09/25/23..... D'Andre Swift at Buccaneers (W).....	130 (0)	10/22/06..... Brian Westbrook at Buccaneers (L).....	101 (0)
09/14/23..... D'Andre Swift vs. Vikings (W).....	175 (1)	09/24/06..... Brian Westbrook at 49ers (W).....	117 (2)
01/21/23 <i>Kenneth Gainwell vs. Giants (W)</i>.....	112 (1)	12/11/05..... Ryan Moats* vs. Giants (L) (OT).....	114 (2)
12/11/22..... Miles Sanders at Giants (W).....	144 (2)	11/27/05..... Brian Westbrook vs. Packers (W).....	120 (1)
11/27/22 Jalen Hurts vs. Packers (W).....	157 (0)	10/03/04..... Brian Westbrook at Bears (W).....	119 (0)
Miles Sanders vs. Packers (W).....	143 (2)	09/12/04..... Brian Westbrook vs. Giants (W).....	119 (0)
10/02/22..... Miles Sanders vs. Jaguars (W).....	134 (2)	01/11/04..... Donovan McNabb (QB) vs. Packers (W).....	107 (0)
12/21/21..... Miles Sanders vs. Washington (W).....	131 (0)	12/07/03..... Correll Buckhalter vs. Cowboys (W).....	115 (1)
12/05/21..... Miles Sanders at Jets (W).....	120 (0)	10/26/03..... Correll Buckhalter vs. Jets (W).....	100 (2)
12/13/20 Jalen Hurts* (QB) vs. Saints (W).....	106 (0)	12/08/02..... Duce Staley at Seahawks (W).....	100 (1)
Miles Sanders vs. Saints (W).....	115 (2)	11/17/02..... Duce Staley vs. Cardinals (W).....	135 (0)
10/18/20..... Miles Sanders vs. Ravens (L).....	118 (0)	10/28/02..... Donovan McNabb (QB) vs. Giants (W).....	107 (1)
12/15/19..... Miles Sanders* at Washington (W).....	122 (1)	Duce Staley vs. Giants (W).....	126 (0)
10/01/17..... LeGarrette Blount at Chargers (W).....	136 (0)	10/20/02..... Duce Staley vs. Buccaneers (W).....	152 (0)
12/18/16..... Ryan Mathews at Ravens (L).....	128 (1)	10/06/02..... Donovan McNabb (QB) at Jaguars (L).....	100 (1)
11/13/16..... Ryan Mathews vs. Falcons (W).....	109 (2)	11/18/01..... Duce Staley at Cowboys (W).....	102 (0)
10/19/15..... DeMarco Murray vs. Giants (W).....	112 (1)	11/11/01..... Duce Staley vs. Vikings (W).....	146 (1)
09/27/15..... Ryan Mathews at Jets (W).....	108 (0)	10/07/01..... Correll Buckhalter* vs. Cardinals (L).....	134 (0)
11/27/14..... LeSean McCoy at Cowboys (W).....	159 (1)	11/26/00..... Donovan McNabb (QB) at Washington (W).....	125 (1)
11/23/14..... LeSean McCoy vs. Titans (W).....	130 (1)	10/01/00..... Brian Mitchell vs. Falcons (W).....	105 (1)
11/02/14..... LeSean McCoy at Texans (W).....	117 (0)	09/03/00..... Duce Staley at Cowboys (W).....	201 (1)
10/12/14..... LeSean McCoy vs. Giants (W).....	149 (0)	11/14/99..... Duce Staley vs. Washington (W).....	122 (1)
12/29/13..... LeSean McCoy at Cowboys (W).....	131 (0)	11/07/99..... Duce Staley at Panthers (L).....	140 (1)
12/22/13..... Bryce Brown vs. Bears (W).....	115 (1)	10/17/99..... Duce Staley at Bears (W).....	101 (0)
LeSean McCoy vs. Bears (W).....	133 (2)	10/10/99..... Duce Staley vs. Cowboys (W).....	110 (0)
12/08/13..... LeSean McCoy vs. Lions (W).....	217 (2)	09/12/99..... Duce Staley vs. Cardinals (L).....	111 (1)
11/10/13..... LeSean McCoy at Packers (W).....	155 (0)	12/13/98..... Duce Staley vs. Cardinals (L).....	141 (1)
10/13/13..... LeSean McCoy at Buccaneers (W).....	116 (0)	11/08/98..... Charlie Garner vs. Lions (W).....	129 (1)
09/19/13..... LeSean McCoy vs. Chiefs (L).....	158 (1)	12/21/97..... Charlie Garner at Washington (L).....	115 (2)
09/09/13..... LeSean McCoy at Washington (W).....	184 (1)	10/05/97..... Ricky Watters vs. Washington (W).....	104 (2)
12/02/12..... Bryce Brown* at Cowboys (L).....	169 (2)	09/15/97..... Ricky Watters at Cowboys (L).....	106 (0)
11/26/12..... Bryce Brown* vs. Panthers (L).....	178 (2)	12/01/96..... Ricky Watters vs. Giants (W).....	104 (0)
11/05/12..... LeSean McCoy at Saints (L).....	119 (0)	11/03/96..... Ricky Watters at Cowboys (W).....	116 (1)
09/30/12..... LeSean McCoy vs. Giants (W).....	123 (0)	10/20/96..... Ricky Watters vs. Dolphins (W).....	173 (1)
09/09/12..... LeSean McCoy at Browns (W).....	110 (0)	10/13/96..... Ricky Watters at Giants (W).....	110 (0)
12/18/11..... LeSean McCoy vs. Jets (W).....	102 (3)	09/22/96..... Ricky Watters at Falcons (W).....	121 (2)
11/20/11..... LeSean McCoy at Giants (W).....	113 (0)	09/15/96..... Ricky Watters vs. Lions (W).....	153 (1)
10/30/11..... LeSean McCoy vs. Cowboys (W).....	185 (2)	12/10/95..... Ricky Watters vs. Cowboys (W).....	112 (1)
10/16/11..... LeSean McCoy at Washington (W).....	126 (1)	11/26/95..... Ricky Watters at Washington (W).....	124 (2)
09/25/11..... LeSean McCoy vs. Giants (L).....	128 (1)	10/15/95..... Ricky Watters at Giants (W).....	122 (1)
09/11/11..... LeSean McCoy at Rams (W).....	122 (1)	10/08/95..... Charlie Garner vs. Washington (W).....	120 (3)
12/19/10..... Michael Vick (QB) at Giants (W).....	130 (1)	Ricky Watters vs. Washington (W).....	139 (0)
12/12/10..... LeSean McCoy at Cowboys (W).....	149 (0)	10/09/94..... Charlie Garner* vs. Washington (W).....	122 (0)
11/21/10..... LeSean McCoy vs. Giants (W).....	111 (1)	10/02/94..... Charlie Garner* at 49ers (W) - NFL debut.....	111 (2)
11/15/10..... Jerome Harrison at Washington (W).....	109 (1)	01/03/93..... <i>Heath Sherman at Saints (W)</i>.....	105 (1)
09/19/10..... LeSean McCoy at Lions (W).....	120 (3)	12/27/92..... Herschel Walker vs. Giants (W).....	104 (0)
09/12/10..... Michael Vick (QB) vs. Packers (L).....	103 (0)	12/13/92..... Herschel Walker at Seahawks (W).....	111 (1)
12/07/08..... Brian Westbrook at Giants (W).....	131 (1)	12/06/92..... Randall Cunningham (QB) vs. Vikings (W).....	121 (2)
11/27/08..... Brian Westbrook vs. Cardinals (W).....	110 (2)	11/22/92..... Heath Sherman at Giants (W).....	109 (1)
10/26/08..... Brian Westbrook vs. Falcons (W).....	167 (2)	10/25/92..... Herschel Walker vs. Cardinals (W).....	112 (0)
12/23/07..... Brian Westbrook at Saints (W).....	100 (0)	09/13/92..... Herschel Walker at Cardinals (W).....	115 (0)
12/09/07..... Brian Westbrook vs. Giants (L).....	116 (0)	09/06/92..... Herschel Walker vs. Saints (W).....	112 (0)
11/18/07..... Brian Westbrook vs. Dolphins (W).....	148 (0)	11/23/90..... Heath Sherman vs. Washington (W).....	124 (0)
11/11/07..... Brian Westbrook at Washington (W).....	100 (1)	11/04/90..... Randall Cunningham (QB) vs. Patriots (W).....	124 (1)
10/14/07..... Brian Westbrook at Jets (W).....	120 (0)	Heath Sherman vs. Patriots (W).....	113 (0)
09/30/07..... Correll Buckhalter at Giants (L).....	103 (0)	09/23/90..... Anthony Toney at Rams (W).....	103 (0)
09/23/07..... Brian Westbrook vs. Lions (W).....	110 (2)	12/27/87..... Keith Byars vs. Bills (W).....	102 (0)
01/13/07 <i>Brian Westbrook at Saints (L)</i>.....	116 (2)	11/29/87..... Anthony Toney at Patriots (W).....	123 (1)
01/07/07 <i>Brian Westbrook vs. Giants (W)</i>.....	141 (1)	12/07/86..... Keith Byars* vs. Cardinals (T) (OT).....	127 (0)
12/25/06..... Brian Westbrook at Cowboys (W).....	122 (0)	11/16/86..... Randall Cunningham (QB) vs. Lions (L).....	110 (0)
11/26/06..... Brian Westbrook at Colts (L).....	124 (1)	12/22/85..... Earnest Jackson at Vikings (W).....	106 (2)
11/19/06..... Brian Westbrook vs. Titans (L).....	102 (0)	11/17/85..... Earnest Jackson at Cardinals (W).....	162 (1)



100+ YARD RUSHING GAMES (TDs)

10/13/85..... Earnest Jackson vs. Cardinals (W).....103 (0)	10/23/60..... Clarence Peaks at Browns (W).....102 (0)
12/09/84..... Wilbert Montgomery vs. Patriots (W).....100 (1)	11/01/59..... Bill Barnes vs. Washington (W).....163 (1)
12/19/82..... Wilbert Montgomery vs. Oilers (W).....147 (3)	10/25/59..... Bill Barnes at Cardinals (W).....111 (2)
12/20/81..... Wilbert Montgomery vs. Cardinals (W).....108 (1)	11/29/53..... Don Johnson* at Giants (L).....121 (1)
12/06/81..... Wilbert Montgomery at Washington (L).....116 (0)	11/15/53..... Don Johnson* vs. Colts (W).....100 (2)
11/22/81..... Wilbert Montgomery vs. Giants (L).....102 (0)	12/02/51..... Frank Ziegler at Washington (W).....136 (0)
11/15/81..... Wilbert Montgomery vs. Colts (W).....115 (0)	11/19/50..... Frank Ziegler vs. Cardinals (L).....113 (0)
11/08/81..... Wilbert Montgomery at Cardinals (W).....118 (0)	11/12/50..... Steve Van Buren at Washington (W).....108 (1)
10/25/81..... Wilbert Montgomery vs. Buccaneers (W).....119 (1)	10/15/50..... Toy Ledbetter* at Colts (W).....107 (1)
09/17/81..... Wilbert Montgomery at Bills (W).....125 (0)	10/07/50..... Frank Ziegler vs. Rams (W).....106 (1)
09/13/81..... Wilbert Montgomery vs. Patriots (W).....137 (0)	12/18/49..... <i>Steve Van Buren at Rams (W).....196 (0)</i>
01/11/81..... <i>Wilbert Montgomery vs. Cowboys (W).....194 (1)</i>	11/27/49..... Steve Van Buren vs. Steelers (W).....205 (0)
09/14/80..... Wilbert Montgomery at Vikings (W).....169 (2)	11/20/49..... Steve Van Buren vs. Bulldogs (W).....174 (2)
12/02/79..... Wilbert Montgomery vs. Lions (W).....108 (1)	10/30/49..... Steve Van Buren at Steelers (W).....103 (2)
11/25/79..... Leroy Harris at Packers (W).....137 (0)	10/23/49..... Bosh Pritchard vs. Washington (W).....128 (1)
11/18/79..... Wilbert Montgomery vs. Cardinals (W).....118 (0)	10/03/49..... Steve Van Buren at Lions (W).....135 (2)
11/12/79..... Wilbert Montgomery at Cowboys (W).....127 (1)	11/21/48..... Steve Van Buren vs. Washington (W).....171 (1)
11/04/79..... Wilbert Montgomery vs. Browns (L).....197 (1)	11/14/48..... Steve Van Buren vs. Yanks (W).....137 (0)
10/14/79..... Wilbert Montgomery at Cardinals (W).....117 (1)	11/07/48..... Steve Van Buren at Giants (W).....143 (2)
10/07/79..... Wilbert Montgomery vs. Washington (W).....127 (3)	10/31/48..... Steve Van Buren at Steelers (W).....109 (1)
09/23/79..... Wilbert Montgomery at Giants (W).....126 (0)	11/02/47..... Steve Van Buren at Washington (W).....138 (2)
12/17/78..... Mike Hogan vs. Giants (W).....100 (0)	10/19/47..... Steve Van Buren at Steelers (L).....133 (0)
Wilbert Montgomery vs. Giants (W).....130 (2)	10/05/47..... Steve Van Buren vs. Giants (W).....105 (0)
12/03/78..... Wilbert Montgomery at Vikings (L).....115 (1)	11/24/46..... Steve Van Buren vs. Washington (L).....130 (0)
10/15/78..... Wilbert Montgomery vs. Washington (W).....125 (1)	12/09/45..... Steve Van Buren vs. Yanks (W).....100 (3)
10/01/78..... Wilbert Montgomery at Colts (W).....144 (1)	12/02/45..... Steve Van Buren at Giants (L).....100 (2)
09/24/78..... Wilbert Montgomery vs. Dolphins (W).....111 (0)	11/18/45..... Steve Van Buren vs. Steelers (W).....107 (2)
09/17/78..... Wilbert Montgomery at Saints (W).....104 (0)	11/11/45..... Steve Van Buren vs. Giants (W).....129 (2)
12/18/77..... Wilbert Montgomery* vs. Jets (W).....103 (2)	11/05/44..... Steve Van Buren* at Tigers (W).....129 (2)
10/09/77..... Herb Lusk at Giants (W).....117 (2)	11/28/43..... Jack Hinkle at Washington (W).....117 (1)
12/12/76..... Mike Hogan* vs. Seahawks (W).....104 (0)	11/21/43..... Jack Hinkle vs. Lions (W).....132 (1)
Tom Sullivan vs. Seahawks (W).....121 (2)	11/15/42..... Bosh Pritchard* at Dodgers (W).....104 (0)
09/27/76..... Mike Hogan* vs. Washington (L) (OT).....100 (0)	09/13/36..... Swede Hanson vs. Giants (W).....107 (0)
11/25/73..... Tom Sullivan vs. Giants (W).....156 (1)	11/11/34..... Swede Hanson vs. Dodgers (L).....118 (0)
10/07/73..... Norm Bulaich at Bills (L).....104 (0)	11/06/34..... Swede Hanson vs. Reds (W).....190 (2)
Tom Sullivan at Bills (L).....155 (0)	09/16/34..... Swede Hanson at Packers (L).....116 (1)
09/23/73..... Tom Sullivan at Giants (T).....100 (1)	
12/21/69..... Cyril Pinder at 49ers (L).....128 (1)	
12/07/69..... Tom Woodeshick vs. Washington (L).....102 (0)	
11/16/69..... Tom Woodeshick vs. Rams (L).....130 (1)	
12/08/68..... Tom Woodeshick vs. Saints (W).....122 (1)	
09/22/68..... Tom Woodeshick vs. Giants (L).....129 (1)	
10/29/67..... Tom Woodeshick vs. Cowboys (W).....101 (1)	
10/08/67..... Tom Woodeshick at Falcons (W).....129 (1)	
12/18/66..... Tom Woodeshick at Washington (W).....105 (2)	
12/04/66..... Jack Concannon (QB) vs. Steelers (W).....129 (1)	
10/23/66..... Timmy Brown at Giants (W).....100 (0)	
09/18/66..... Izzy Lang vs. Falcons (W).....114 (1)	
11/28/65..... Timmy Brown at Cardinals (W).....180 (1)	
11/07/65..... Timmy Brown at Browns (L).....186 (1)	
11/22/64..... Earl Gros vs. Cardinals (L).....103 (0)	
11/15/64..... Earl Gros at Cowboys (W).....118 (0)	
10/18/64..... Ollie Matson at Giants (W).....100 (2)	
10/11/64..... Timmy Brown at Washington (L).....101 (2)	
10/04/64..... Timmy Brown vs. Steelers (W).....116 (0)	
Earl Gros vs. Steelers (W).....129 (0)	
11/25/62..... Timmy Brown vs. Cowboys (W).....107 (2)	

* Rookie | *Playoff Game*



MILES SANDERS



RECEPTIONS							
Rk	Player	G	Rec	Yds	Avg	Lg	TD
1.	Harold Carmichael (1971-83)	180	589	8,978	15.2	85t	79
2.	Zach Ertz (TE) (2013-21)	123	579	6,267	10.8	60	38
3.	Pete Retzlaff (TE) (1956-66)	132	452	7,412	16.4	84	47
4.	Brian Westbrook (RB) (2002-09)	107	426	3,790	8.9	62	29
5.	Brent Celek (TE) (2007-17)	175	398	4,998	12.6	73	31
6.	DeSean Jackson (2008-13, '19-20)	95	379	6,512	17.2	91t	35
7.	Pete Pihos (E) (1947-55)	107	373	5,619	15.1	66t	61
8.	Keith Byars (RB) (1986-92)	105	371	3,532	9.5	60	13
9.	Mike Quick (1982-90)	101	363	6,464	17.8	99t	61
10.	Jeremy Maclin (2009-14)	75	343	4,771	13.9	83t	36
11.	Bobby Walston (WR/K) (1951-62)	148	311	5,363	17.2	75t	46
12.	Fred Barnett (1990-95)	81	308	4,634	15.0	95t	28
13.	LeSean McCoy (RB) (2009-14)	90	300	2,282	7.6	70	10
14.	Jason Avant (2006-13)	116	297	3,646	12.3	58	12
15.	Calvin Williams (1990-96)	93	295	3,840	13.0	80t	34
16.	Tommy McDonald (FL) (1957-63)	88	287	5,499	19.2	91t	66
17.	Duce Staley (RB) (1997-2003)	98	275	2,498	9.1	52t	10
18.	Wilbert Montgomery (RB) (1977-84)	100	266	2,447	9.2	53t	12
19.	Ben Hawkins (FL) (1966-73)	102	261	4,764	18.3	92t	32
20.	DeVonta Smith (2021-)	52	254	3,338	13.1	63t	20

RECEIVING YARDS

Rk	Player	Yds
1.	Harold Carmichael (1971-83)	8,978
2.	Pete Retzlaff (E) (1956-66)	7,412
3.	DeSean Jackson (2008-13, '19-20)	6,512
4.	Mike Quick (1982-90)	6,464
5.	Zach Ertz (TE) (2013-21)	6,267
6.	Pete Pihos (E) (1947-55)	5,619
7.	Tommy McDonald (FL) (1957-63)	5,499
8.	Bobby Walston (WR/K) (1951-62)	5,363
9.	Brent Celek (TE) (2007-17)	4,998
10.	Jeremy Maclin (2009-14)	4,771
11.	Ben Hawkins (FL) (1966-73)	4,764
12.	Fred Barnett (1990-95)	4,634
13.	Calvin Williams (1990-96)	3,840
14.	Brian Westbrook (RB) (2002-09)	3,790
15.	Jason Avant (2006-13)	3,646
16.	Keith Byars (RB) (1986-92)	3,532
17.	Harold Jackson (1969-72)	3,493
18.	Charlie Smith (1974-81)	3,349
19.	Timmy Brown (B) (1960-67)	3,346
20.	DeVonta Smith (2021-)	3,338

RECEIVING AVERAGE

Rk	Player	Avg
1.	Tommy McDonald (FL) (1957-63)	19.2
2.	Ben Hawkins (FL) (1966-73)	18.3
3.	Mike Quick (1982-90)	17.8
4t.	DeSean Jackson (2008-13, '19-20)	17.2
	Bobby Walston (WR/K) (1951-62)	17.2
6.	Pete Retzlaff (E) (1956-66)	16.4
7.	Harold Jackson (1969-72)	16.3
8.	Charlie Smith (1974-81)	15.4
9.	Harold Carmichael (1971-83)	15.2
10.	Pete Pihos (E) (1947-55)	15.1

TOUCHDOWNS

Rk	Player	TD
1.	Harold Carmichael (1971-83)	79
2.	Tommy McDonald (FL) (1957-63)	66
3t.	Mike Quick (1982-90)	61
	Pete Pihos (E) (1947-55)	61
5.	Pete Retzlaff (E) (1956-66)	47
6.	Bobby Walston (WR/K) (1951-62)	46
7.	Zach Ertz (TE) (2013-21)	38
8.	Jeremy Maclin (2009-14)	36
9.	DeSean Jackson (2008-13, '19-20)	35
10.	Calvin Williams (1990-96)	34

CONSECUTIVE GAMES WITH RECEIVING TOUCHDOWN

Rk	Player	Games
1t.	Mike Quick (1985)	6
	Pete Pihos (1947-48)	6
3t.	5x, last: DeSean Jackson (2009)	5



HAROLD CARMICHAEL



ZACH ERTZ



RECEPTIONS						
Rk	Player	Rec	Yds	Avg	Lg	TD
1.	Zach Ertz (TE) (2018)	116	1,163	10.0	34	8
2.	A.J. Brown (2023)	106	1,456	13.7	59	7
3.	DeVonta Smith (2022)	95	1,196	12.6	45	7
4.	Brian Westbrook (RB) (2007)	90	771	8.6	57t	5
5t.	A.J. Brown (2022)	88	1,496	17.0	78t	11
	Zach Ertz (TE) (2019)	88	916	10.4	30	6
	Irving Fryar (1996)	88	1,195	13.6	42	<u>11</u>
8.	Irving Fryar (1997)	86	1,316	15.3	72t	6
9t.	Jordan Matthews (2015)	85	997	11.7	78t	8
	Jeremy Maclin (2014)	85	1,318	15.5	72	10

Led NFL Led Conference



MIKE QUICK

RECEIVING YARDS		
Rk	Player	Yds
1.	A.J. Brown (2022)	1,496
2.	A.J. Brown (2023)	1,456
3.	Mike Quick (1983)	1,409
4.	DeSean Jackson (2013).....	1,332
5.	Jeremy Maclin (2014).....	1,318
6.	Irving Fryar (1997).....	1,316
7.	Ben Hawkins (FL) (1967).....	1,265
8.	Mike Quick (1985).....	1,247
9.	Terrell Owens (2004)	1,200
10.	DeVonta Smith (2022)	1,196
11.	Irving Fryar (1996).....	1,195
12.	Pete Retzlaff (TE) (1965).....	1,190
13.	Zach Ertz (TE) (2018).....	1,163
14.	DeSean Jackson (2009).....	1,156
15.	Tommy McDonald (FL) (1962).....	1,146
16.	Tommy McDonald (FL) (1961).....	1,144
17.	Fred Barnett (1994).....	1,127
18t.	Harold Carmichael (1973).....	1,116
	Harold Jackson (1969).....	1,116
20.	Kevin Curtis (2007).....	1,110
21.	Fred Barnett (1992).....	1,083
22.	Harold Carmichael (1978).....	1,072
23.	DeVonta Smith (2023)	1,066
24.	DeSean Jackson (2010).....	1,056
25.	Mike Quick (1984).....	1,052

TOUCHDOWNS		
Rk	Player	TD
1.	Terrell Owens (2004).....	14
2t.	Mike Quick (1983).....	13
	Tommy McDonald (FL) (1961).....	13
	Tommy McDonald (FL) (1960).....	13
5t.	A.J. Brown (2022)	11
	Irving Fryar (1996).....	11
	Cris Carter (1989).....	11
	Mike Quick (1987).....	11
	Mike Quick (1985).....	11
	Harold Carmichael (1979).....	11
	Bobby Walston (WR/K) (1954).....	11
	Pete Pihos (E) (1948).....	11
13t.	Jeremy Maclin (2014).....	10
	Jeremy Maclin (2010).....	10
	Calvin Williams (1993).....	10
	Ben Hawkins (FL) (1967).....	10
	Pete Retzlaff (TE) (1965).....	10
	Tommy McDonald (FL) (1962).....	10
	Tommy McDonald (FL) (1959).....	10
	Pete Pihos (E) (1954).....	10
	Pete Pihos (E) (1953).....	10

300-100-100 PERFORMANCES IN SAME GAME			
Date	300+ Yard Passer (Yds)	100+ Yard Rusher (Yds)	100+ Yard Receiver (Yds)
9/23/07 vs. Lions	Donovan McNabb (381)	Brian Westbrook (110)	Kevin Curtis (221) Brian Westbrook (111)
10/22/06 at Buccaneers	Donovan McNabb (302)	Brian Westbrook (101)	Brian Westbrook (113)
10/1/00 vs. Falcons	Donovan McNabb (311)	Brian Mitchell (105)	Torrance Small (122)
12/13/92 at Seahawks	Randall Cunningham (365)	Herschel Walker (111)	Fred Barnett (161)
11/29/87 at Patriots	Randall Cunningham (314)	Anthony Toney (123)	Mike Quick (121)
11/7/65 at Browns	Norm Snead (362)	Timmy Brown (186)	Pete Retzlaff (151)
11/25/62 vs. Cowboys	Sonny Jurgensen (342)	Timmy Brown (107)	Pete Retzlaff (113) Tommy McDonald (108)
11/15/53 vs. Colts	Bobby Thomason (329)	Don Johnson (100)	Pete Pihos (118) Bobby Walston (110)



RECEPTIONS

Rk	Player	Rec
1.	Zach Ertz (TE) (12/20/14 at Washington).....	15
2t.	Zach Ertz (TE) (11/11/18 vs. Cowboys).....	14
	Brian Westbrook (RB) (11/4/07 vs. Cowboys).....	14
	Don Looney (E) (12/1/40 at Washington).....	14
5t.	Zach Ertz (TE) (1/1/17 vs. Cowboys).....	13
	Zach Ertz (TE) (12/26/15 vs. Washington).....	13
	Jeremy Maclin (9/18/11 at Falcons).....	13
8t.	Zach Ertz (TE) (12/24/19 vs. Seahawks).....	12
	Zach Ertz (TE) (12/23/18 vs. Texans).....	12
	Jeremy Maclin (10/26/14 at Cardinals).....	12
	LeSean McCoy (RB) (10/3/10 vs. Washington).....	12
	Brian Westbrook (RB) (11/19/06 vs. Titans).....	12
	Keith Byars (RB) (9/30/90 vs. Colts).....	12
	Keith Jackson (TE) (11/19/89 vs. Vikings).....	12
	Keith Jackson (TE) (9/17/89 at Washington).....	12
	John Spagnola (TE) (10/6/85 at Saints).....	12
	Harold Carmichael (10/14/73 at Cardinals).....	12

RECEIVING YARDS

Rk	Player	Yds
1.	Tommy McDonald (FL) (12/10/61 vs. Giants).....	237
2.	Kevin Curtis (9/23/07 vs. Lions).....	221
3.	DeSean Jackson (12/12/10 at Cowboys).....	210
4.	Pete Retzlaff (TE) (11/14/65 vs. Washington).....	204
5.	Bud Grant (E) (12/7/52 vs. Texans).....	203
6.	Timmy Brown (B) (12/16/62 at Cardinals).....	199
7.	Ben Hawkins (FL) (10/22/67 at Cardinals).....	197
8.	DeSean Jackson (12/15/13 at Vikings).....	195
9.	Harold Jackson (10/11/70 at Giants).....	194
10t.	DeSean Jackson (9/15/13 vs. Chargers).....	193
	Fred Barnett (9/13/92 at Cardinals).....	193

TOUCHDOWNS

Rk	Player	TD
1t.	Irving Fryar (10/20/96 vs. Dolphins).....	4
	Ben Hawkins (FL) (9/28/69 vs. Steelers).....	4
3t.	24x, last: A.J. Brown (10/30/22 vs. Steelers)	3



200+ RECEIVING YARDS

200+ YARD RECEIVING GAMES, Career

Rk	Player	Games
1t.	DeSean Jackson (2008-13, '19-20).....	1
	Kevin Curtis (2007-09).....	1
	Pete Retzlaff (TE) (1956-66).....	1
	Tommy McDonald (FL) (1957-63).....	1
	Bud Grant (E) (1951-52).....	1

150+ RECEIVING YARDS

150+ YARD RECEIVING GAMES, Career

Rk	Player	Games
1.	DeSean Jackson (2008-13, '19-20).....	8
2t.	Jeremy Maclin (2009-14).....	5
	Tommy McDonald (FL) (1957-63).....	5
4t.	A.J. Brown (2022-)	4
	Fred Barnett (1990-95).....	4
	Ben Hawkins (FL) (1966-73).....	4

100+ RECEIVING YARDS

100+ YARD RECEIVING GAMES, Career

Rk	Player	Games
1.	Pete Retzlaff (TE) (1956-66).....	23
2t.	DeSean Jackson (2008-13, '19-20).....	21
	Mike Quick (1982-90).....	21
	Harold Carmichael (1971-83).....	21
5.	Tommy McDonald (FL) (1957-63).....	17
6.	Fred Barnett (1990-95).....	15
7t.	Jeremy Maclin (2009-14).....	14
	Pete Pihos (E) (1947-55).....	14
9t.	Ben Hawkins (FL) (1966-73).....	13
	Harold Jackson (1969-72).....	13

Includes playoff games

100+ YARD RECEIVING GAMES, Season

Rk	Player	Games
1t.	A.J. Brown (2023)	7
	Terrell Owens (2004).....	7
3t.	Irving Fryar (1997).....	6
	Mike Quick (1983).....	6
5t.	12x, last: DeVonta Smith (2022)	5

Regular season only

CONSECUTIVE 100+ YARD RECEIVING GAMES

Rk	Player	Games
1.	A.J. Smith (2023)	6
2t.	Terrell Owens (2004).....	5
	Harold Jackson (1971-72).....	5
4.	Mike Quick (1983).....	4
5t.	8x, last: DeVonta Smith (2022)	3

Regular season only



100+ YARD RECEIVING GAMES (TDs)

09/06/24 A.J. Brown vs. Packers (W).....	5, 119 (1)	11/02/14..... Jeremy Maclin at Texans (W).....	6, 158 (2)
12/03/23 A.J. Brown vs. 49ers (L).....	8, 114 (0)	10/26/14..... Jeremy Maclin at Cardinals (L).....	12, 187 (2)
11/26/23 DeVonta Smith vs. Bills (W).....	7, 106 (1)	09/21/14..... Jeremy Maclin vs. Washington (W).....	8, 154 (1)
10/29/23 A.J. Brown at Commanders (W).....	8, 130 (2)	09/15/14..... Darren Sproles (RB) at Colts (W).....	7, 152 (0)
10/22/23 A.J. Brown vs. Dolphins (W).....	10, 137 (1)	12/15/13..... DeSean Jackson at Vikings (L).....	10, 195 (1)
10/15/23 A.J. Brown at Jets (L).....	7, 131 (0)	11/10/13..... Riley Cooper at Packers (W).....	3, 102 (2)
10/08/23 A.J. Brown at Rams (W).....	6, 127 (0)	11/03/13..... Riley Cooper at Raiders (W).....	5, 139 (3)
10/08/23 Dallas Goedert at Rams (W).....	8, 117 (1)	DeSean Jackson at Raiders (W).....	5, 150 (1)
10/01/23 A.J. Brown vs. Commanders (W).....	9, 175 (2)	10/13/13..... Riley Cooper at Buccaneers (W).....	4, 120 (1)
09/25/23 A.J. Brown at Buccaneers (W).....	9, 131 (0)	10/06/13..... DeSean Jackson at Giants (W).....	7, 132 (1)
09/14/23 DeVonta Smith vs. Vikings (W).....	4, 131 (1)	09/15/13..... DeSean Jackson vs. Chargers (L).....	9, 193 (1)
02/12/23 DeVonta Smith vs. Chiefs (L).....	7, 100 (0)	LeSean McCoy (RB) vs. Chargers (L).....	5, 114 (0)
01/01/23 DeVonta Smith vs. Saints (L).....	9, 115 (0)	09/09/13..... DeSean Jackson at Washington (W).....	7, 104 (1)
12/24/22 DeVonta Smith at Cowboys (L).....	8, 113 (2)	12/23/12..... Jeremy Maclin vs. Washington (L).....	8, 116 (1)
A.J. Brown at Cowboys (L).....	6, 103 (0)	12/09/12..... Jason Avant at Buccaneers (W).....	7, 133 (0)
12/18/22 A.J. Brown at Bears (W).....	9, 181 (0)	Jeremy Maclin at Buccaneers (W).....	9, 104 (1)
DeVonta Smith at Bears (W).....	5, 126 (0)	11/05/12..... DeSean Jackson at Saints (L).....	3, 100 (1)
12/04/22 A.J. Brown vs. Titans (W).....	8, 119 (2)	10/14/12..... Jeremy Maclin vs. Lions (L).....	6, 130 (1)
DeVonta Smith vs. Titans (W).....	5, 102 (1)	09/16/12..... Brent Celek (TE) vs. Ravens (W).....	8, 157 (0)
11/03/22 Dallas Goedert at Texans (W).....	8, 100 (1)	DeSean Jackson vs. Ravens (W).....	7, 114 (0)
10/30/22 A.J. Brown vs. Steelers (W).....	6, 156 (3)	01/01/12..... Jeremy Maclin vs. Washington (W).....	8, 105 (0)
09/25/22 DeVonta Smith at Commanders (W).....	8, 169 (1)	12/18/11..... Brent Celek (TE) vs. Jets (W).....	5, 156 (1)
09/11/22 A.J. Brown at Lions (W).....	10, 155 (0)	11/27/11..... Jason Avant vs. Patriots (L).....	8, 110 (1)
12/21/21 Dallas Goedert vs. Washington (W).....	7, 135 (0)	10/16/11..... Jeremy Maclin at Washington (W).....	5, 101 (0)
12/05/21 Dallas Goedert at Jets (W).....	6, 105 (2)	10/09/11..... Jason Avant at Bills (L).....	9, 139 (0)
11/07/21 DeVonta Smith vs. Chargers (L).....	5, 116 (1)	10/02/11..... DeSean Jackson vs. 49ers (L).....	6, 171 (0)
10/03/21 DeVonta Smith vs. Chiefs (L).....	7, 122 (0)	09/18/11..... Jeremy Maclin at Falcons (L).....	13, 171 (2)
09/19/21 Quez Watkins vs. 49ers (L).....	2, 117 (0)	09/11/11..... DeSean Jackson at Rams (W).....	6, 102 (1)
10/11/20 Travis Fulgham at Steelers (L).....	10, 152 (1)	12/12/10..... DeSean Jackson at Cowboys (W).....	4, 210 (1)
09/13/20 Dallas Goedert (TE) at Washington (L).....	8, 101 (1)	11/21/10..... Jeremy Maclin vs. Giants (W).....	9, 120 (0)
12/01/19 Alshon Jeffery at Dolphins (L).....	9, 137 (1)	11/07/10..... DeSean Jackson vs. Colts (W).....	7, 109 (1)
11/03/19 Zach Ertz (TE) vs. Bears (W).....	9, 103 (1)	10/17/10..... Jeremy Maclin vs. Falcons (W).....	7, 159 (2)
09/15/19 Nelson Agholor at Falcons (L).....	8, 107 (1)	10/03/10..... LeSean McCoy (RB) vs. Washington (L).....	12, 110 (0)
09/08/19 DeSean Jackson vs. Washington (W).....	8, 154 (2)	09/26/10..... DeSean Jackson at Jaguars (W).....	5, 153 (1)
12/23/18 Nelson Agholor vs. Texans (W).....	5, 116 (1)	09/19/10..... DeSean Jackson at Lions (W).....	4, 135 (1)
Zach Ertz (TE) vs. Texans (W).....	12, 110 (2)	01/09/10..... <i>Jeremy Maclin* at Cowboys (L).....</i>	<i>7, 146 (1)</i>
12/16/18 Alshon Jeffery at Rams (W).....	8, 160 (0)	12/27/09..... Brent Celek (TE) vs. Broncos (W).....	4, 121 (1)
11/11/18 Zach Ertz (TE) vs. Cowboys (L).....	14, 145 (2)	12/20/09..... DeSean Jackson vs. 49ers (W).....	6, 140 (1)
10/21/18 Zach Ertz (TE) vs. Panthers (L).....	9, 138 (0)	12/13/09..... DeSean Jackson at Giants (W).....	6, 178 (1)
10/07/18 Zach Ertz (TE) vs. Vikings (L).....	10, 110 (1)	11/22/09..... DeSean Jackson at Bears (W).....	8, 107 (1)
09/30/18 Zach Ertz (TE) at Titans (L).....	10, 112 (0)	11/15/09..... Jason Avant at Chargers (L).....	8, 156 (0)
Alshon Jeffery at Titans (L).....	8, 105 (1)	10/11/09..... Jeremy Maclin* vs. Buccaneers (W).....	6, 142 (2)
02/04/18 <i>Corey Clement* (RB) at Patriots (W).....</i>	<i>4, 100 (1)</i>	09/27/09..... Brent Celek (TE) vs. Chiefs (W).....	8, 104 (1)
12/10/17 Torrey Smith at Rams (W).....	6, 100 (0)	DeSean Jackson vs. Chiefs (W).....	6, 149 (1)
12/03/17 Nelson Agholor at Seahawks (L).....	7, 141 (1)	09/20/09..... Brent Celek (TE) vs. Saints (L).....	8, 104 (0)
11/26/17 Zach Ertz (TE) vs. Bears (W).....	10, 103 (1)	DeSean Jackson vs. Saints (L).....	4, 101 (1)
01/01/17 Zach Ertz (TE) vs. Cowboys (W).....	13, 139 (2)	01/18/09..... <i>Kevin Curtis at Cardinals (L).....</i>	<i>4, 122 (0)</i>
12/11/16 Zach Ertz (TE) vs. Washington (L).....	10, 112 (0)	12/15/08..... Jason Avant vs. Browns (W).....	5, 101 (0)
09/25/16 Darren Sproles (RB) vs. Steelers (W).....	6, 128 (1)	11/02/08..... Brent Celek (TE) at Seahawks (W).....	6, 131 (0)
09/11/16 Jordan Matthews vs. Browns (W).....	7, 114 (1)	09/15/08..... DeSean Jackson* at Cowboys (L).....	6, 110 (0)
01/03/16 Zach Ertz (TE) at Giants (W).....	9, 152 (0)	09/07/08..... Hank Baskett vs. Rams (W).....	2, 102 (1)
12/26/15 Zach Ertz (TE) vs. Washington (L).....	13, 122 (0)	DeSean Jackson* vs. Rams (W) - NFL debut.....	6, 106 (0)
Jordan Matthews vs. Washington (L).....	6, 104 (1)	Greg Lewis vs. Rams (W).....	5, 104 (0)
12/20/15 Jordan Matthews vs. Cardinals (L).....	8, 159 (1)	12/02/07..... Kevin Curtis vs. Seahawks (L).....	6, 111 (1)
11/15/15 Brent Celek (TE) vs. Dolphins (L).....	4, 134 (0)	10/28/07..... Reggie Brown at Vikings (W).....	8, 105 (0)
11/08/15 Jordan Matthews at Cowboys (W).....	9, 133 (1)	10/14/07..... Kevin Curtis at Jets (W).....	5, 121 (1)
09/14/15 Jordan Matthews at Falcons (L).....	10, 102 (0)	09/23/07..... Kevin Curtis vs. Lions (W).....	11, 221 (3)
12/28/14 Jordan Matthews* at Giants (W).....	8, 105 (1)	Brian Westbrook (RB) vs. Lions (W).....	5, 111 (1)
12/20/14 Zach Ertz (TE) at Washington (L).....	15, 115 (0)	01/13/07..... <i>Donté Stallworth at Saints (L).....</i>	<i>3, 100 (1)</i>
11/27/14 Jeremy Maclin at Cowboys (W).....	8, 108 (0)	12/31/06..... Hank Baskett* vs. Falcons (W).....	7, 177 (1)
11/16/14 Jordan Matthews* at Packers (L).....	5, 107 (1)	12/04/06..... Donté Stallworth vs. Panthers (W).....	4, 111 (1)
11/10/14 Brent Celek (TE) vs. Panthers (W).....	5, 116 (0)	11/12/06..... Donté Stallworth vs. Washington (W).....	6, 139 (1)
Jordan Matthews* vs. Panthers (W).....	7, 138 (2)	10/22/06..... Brian Westbrook (RB) at Buccaneers (L).....	7, 113 (1)




100+ YARD RECEIVING GAMES (TDs)

10/15/06..... Reggie Brown at Saints (W).....6, 121 (1)	11/10/91..... Fred Barnett at Browns (W).....8, 146 (1)
10/08/06..... Hank Baskett* vs. Cowboys (W).....3, 112 (1)	09/22/91..... Roy Green vs. Steelers (W).....6, 114 (0)
09/24/06..... Reggie Brown at 49ers (W).....5, 106 (0)	09/15/91..... Fred Barnett at Cowboys (W).....7, 111 (1)
09/17/06..... L.J. Smith (TE) vs. Giants (L) (OT).....7, 111 (0)	09/01/91..... Keith Byars (RB) at Packers (W).....8, 111 (1)
09/10/06..... Donté Stallworth at Texans (W).....6, 141 (1)	01/05/91..... <i>Keith Jackson (TE) vs. Washington (L)</i>5, 116 (0)
10/30/05..... Terrell Owens at Broncos (L).....3, 154 (1)	12/16/90..... Fred Barnett* vs. Packers (W).....5, 108 (0)
10/02/05..... Terrell Owens at Chiefs (W).....11, 171 (1)	12/02/90..... Fred Barnett* at Bills (L).....2, 112 (1)
09/25/05..... Brian Westbrook (RB) vs. Raiders (W).....6, 140 (1)	11/25/90..... Keith Byars (RB) vs. Giants (W).....8, 128 (0)
09/18/05..... Terrell Owens vs. 49ers (W).....5, 143 (2)	10/15/90..... Fred Barnett* vs. Vikings (W).....4, 114 (1)
L.J. Smith (TE) vs. 49ers (W).....9, 119 (1)	09/30/90..... Keith Byars (RB) vs. Colts (L).....12, 133 (0)
09/12/05..... Terrell Owens at Falcons (L).....7, 112 (0)	12/18/89..... Keith Byars (RB) at Saints (L).....6, 109 (0)
02/06/05..... <i>Terrell Owens vs. Patriots (L)</i>9, 122 (0)	10/02/89..... Cris Carter at Bears (L).....8, 113 (0)
12/05/04..... Terrell Owens vs. Packers (W).....8, 161 (1)	09/17/89..... Keith Byars (RB) at Washington (W).....8, 130 (0)
Brian Westbrook (RB) vs. Packers (W).....11, 156 (3)	Keith Jackson (TE) at Washington (W).....12, 126 (3)
11/21/04..... Todd Pinkston vs. Washington (W).....5, 106 (0)	09/10/89..... Mike Quick vs. Seahawks (W).....6, 140 (1)
11/15/04..... Terrell Owens at Cowboys (W).....6, 134 (3)	12/31/88..... <i>Keith Byars (RB) at Bears (L)</i>9, 103 (0)
10/31/04..... Terrell Owens vs. Ravens (W).....8, 101 (1)	<i>Keith Jackson* (TE) at Bears (L)</i>7, 142 (0)
10/24/04..... Terrell Owens at Browns (W) (OT).....4, 109 (2)	10/10/88..... Cris Carter vs. Giants (W).....5, 162 (1)
Todd Pinkston at Browns (W) (OT).....6, 100 (0)	09/18/88..... Mike Quick at Washington (L).....4, 105 (1)
10/17/04..... Terrell Owens vs. Panthers (W).....4, 123 (0)	12/20/87..... Mike Quick at Jets (W).....6, 148 (2)
10/03/04..... Terrell Owens at Bears (W).....8, 110 (1)	11/29/87..... Mike Quick at Patriots (W) (OT).....5, 121 (2)
09/26/04..... Terrell Owens at Lions (W).....6, 107 (1)	10/18/87..... Otis Grant at Packers (L) (OT).....7, 135 (0)
12/21/03..... Todd Pinkston vs. 49ers (L) (OT).....5, 121 (1)	10/11/87..... Kevin Bowman at Cowboys (L).....5, 123 (1)
09/22/02..... Antonio Freeman vs. Cowboys (W).....6, 118 (1)	12/07/86..... Mike Quick vs. Cardinals (T) (OT).....5, 127 (0)
09/16/02..... James Thrash at Washington (W).....6, 107 (1)	11/30/86..... Mike Quick at Raiders (W) (OT).....8, 145 (3)
12/30/01..... James Thrash vs. Giants (W).....7, 143 (1)	09/21/86..... Kenny Jackson vs. Broncos (L).....5, 127 (1)
12/22/01..... Duce Staley (RB) at 49ers (L).....9, 103 (0)	12/01/85..... Mike Quick vs. Vikings (L).....8, 127 (1)
09/23/01..... James Thrash at Seahawks (W).....10, 165 (2)	11/10/85..... Mike Quick vs. Falcons (W).....3, 145 (1)
12/10/00..... Chad Lewis (TE) at Browns (W).....5, 100 (0)	11/03/85..... Mike Quick at 49ers (L).....6, 146 (1)
10/01/00..... Torrance Small vs. Falcons (W).....4, 122 (1)	10/27/85..... Mike Quick vs. Bills (W).....8, 117 (1)
10/31/99..... Torrance Small vs. Giants (L) (OT).....4, 119 (1)	10/20/85..... Kenny Jackson vs. Cowboys (W).....6, 134 (1)
11/30/97..... Irving Fryar vs. Bengals (W).....7, 122 (0)	10/13/85..... Herman Hunter* (RB) vs. Cardinals (W).....6, 120 (1)
11/23/97..... Irving Fryar vs. Steelers (W).....7, 116 (1)	10/06/85..... John Spagnola (TE) at Saints (L).....12, 124 (2)
11/10/97..... Irving Fryar vs. 49ers (L).....9, 138 (0)	12/16/84..... Mike Quick at Falcons (L).....7, 135 (1)
10/12/97..... Irving Fryar at Jaguars (L).....10, 124 (3)	12/02/84..... John Spagnola (TE) vs. Cowboys (L).....11, 114 (0)
09/28/97..... Irving Fryar at Vikings (L).....9, 120 (1)	11/25/84..... Mike Quick at Cardinals (L).....8, 107 (1)
09/07/97..... Irving Fryar vs. Packers (W).....8, 125 (0)	11/04/84..... Mike Quick at Lions (T) (OT).....5, 110 (1)
08/31/97..... Michael Timpson at Giants (L).....9, 125 (0)	10/28/84..... Mike Quick vs. Cardinals (L).....6, 170 (1)
11/24/96..... Irving Fryar at Cardinals (L).....7, 131 (0)	09/02/84..... Mike Quick at Giants (L).....8, 147 (1)
11/17/96..... Chris T. Jones vs. Washington (L).....7, 103 (1)	12/18/83..... Harold Carmichael at Cardinals (L).....5, 102 (0)
11/03/96..... Irving Fryar at Cowboys (W).....9, 120 (1)	11/27/83..... Melvin Hoover at Washington (L).....4, 128 (0)
10/27/96..... Irving Fryar vs. Panthers (W).....7, 143 (0)	Mike Quick at Washington (L).....5, 104 (2)
10/20/96..... Irving Fryar vs. Dolphins (W).....8, 116 (4)	11/06/83..... Mike Quick vs. Cowboys (L).....7, 120 (1)
09/15/96..... Chris T. Jones vs. Lions (W).....9, 121 (1)	10/02/83..... Mike Quick at Falcons (W).....4, 122 (1)
12/30/95..... <i>Fred Barnett vs. Lions (W)</i>8, 109 (1)	09/25/83..... Mike Quick vs. Cardinals (L).....6, 133 (0)
12/17/95..... Calvin Williams vs. Cardinals (W).....7, 105 (1)	09/18/83..... Mike Quick at Broncos (W).....6, 152 (1)
11/12/95..... Fred Barnett vs. Broncos (W).....7, 105 (0)	09/11/83..... Harold Carmichael vs. Washington (L).....9, 108 (0)
12/24/94..... Calvin Williams at Bengals (L).....6, 122 (0)	Mike Quick vs. Washington (L).....4, 106 (1)
11/06/94..... Fred Barnett vs. Cardinals (W).....11, 173 (2)	11/28/82..... Harold Carmichael at Washington (L).....6, 109 (1)
10/24/94..... Fred Barnett vs. Oilers (W).....5, 187 (1)	09/19/82..... Harold Carmichael at Browns (W).....6, 100 (0)
10/02/94..... Calvin Williams at 49ers (W).....9, 122 (0)	11/08/81..... Harold Carmichael at Cardinals (W).....5, 103 (2)
09/12/94..... Fred Barnett vs. Bears (W).....8, 102 (0)	11/01/81..... Harold Carmichael vs. Cowboys (L).....5, 151 (1)
01/03/94..... James Joseph (RB) at 49ers (W) (OT).....6, 109 (0)	10/18/81..... Harold Carmichael at Vikings (L).....8, 109 (1)
12/19/93..... Calvin Williams at Colts (W).....6, 105 (1)	Wilbert Montgomery (RB) at Vikings (L).....10, 143 (1)
12/12/93..... Herschel Walker (RB) vs. Bills (L).....11, 109 (0)	12/14/80..... Charlie Smith vs. Cardinals (W).....7, 134 (0)
11/28/93..... Herschel Walker (RB) at Washington (W).....10, 103 (0)	11/09/80..... Charlie Smith at Saints (W).....9, 137 (0)
09/19/93..... Calvin Williams vs. Washington (W).....8, 181 (3)	11/02/80..... Charlie Smith at Seahawks (W).....5, 109 (1)
01/03/93..... <i>Fred Barnett at Saints (W)</i>4, 102 (2)	09/28/80..... Harold Carmichael at Cardinals (L).....5, 108 (0)
12/13/92..... Fred Barnett at Seahawks (W) (OT).....9, 161 (0)	09/07/80..... Harold Carmichael vs. Broncos (W).....3, 135 (1)
09/20/92..... Fred Barnett vs. Broncos (W).....5, 102 (1)	12/23/79..... <i>Harold Carmichael vs. Bears (W)</i>6, 111 (2)
Calvin Williams vs. Broncos (W).....5, 108 (2)	09/10/79..... Harold Carmichael vs. Falcons (L).....9, 127 (0)
09/13/92..... Fred Barnett at Cardinals (W).....8, 193 (2)	12/24/78..... <i>Charlie Smith at Falcons (L)</i>7, 108 (0)
11/17/91..... Fred Barnett vs. Bengals (W).....6, 108 (0)	12/03/78..... Harold Carmichael at Vikings (L).....4, 115 (2)




100+ YARD RECEIVING GAMES (TDs)

11/19/78..... Harold Carmichael at Giants (W).....5, 105 (0)	09/25/66..... Pete Retzlaff (TE) vs. Giants (W).....5, 120 (1)
10/29/78..... Harold Carmichael vs. Cardinals (L).....7, 126 (1)	12/05/65..... Ray Poage vs. Cowboys (L).....5, 142 (1)
10/22/78..... Keith Krepfle (TE) at Cowboys (L).....4, 100 (1)	Pete Retzlaff (TE) vs. Cowboys (L).....6, 118 (0)
10/30/77..... Harold Carmichael at Washington (L).....4, 116 (1)	11/28/65..... Pete Retzlaff (TE) at Cardinals (W).....9, 148 (3)
11/09/75..... Charlie Smith vs. Cardinals (L).....7, 102 (0)	11/14/65..... Pete Retzlaff (TE) vs. Washington (W).....7, 204 (0)
12/08/74..... Charle Young (TE) at Giants (W).....9, 103 (1)	11/07/65..... Pete Retzlaff (TE) at Browns (L).....7, 151 (3)
11/17/74..... Charle Young (TE) vs. Cardinals (L).....7, 101 (0)	10/17/65..... Pete Retzlaff (TE) at Giants (L).....6, 133 (1)
12/16/73..... Harold Carmichael at Washington (L).....4, 111 (0)	09/26/65..... Timmy Brown (RB) vs. Giants (L).....8, 106 (0)
Charle Young* (TE) at Washington (L).....5, 104 (1)	09/19/65..... Timmy Brown (RB) vs. Cardinals (W).....7, 129 (1)
12/09/73..... Harold Carmichael vs. Jets (W).....5, 146 (1)	12/13/64..... Pete Retzlaff (TE) at Cardinals (L).....6, 106 (1)
12/02/73..... Charle Young* (TE) at 49ers (L).....6, 112 (1)	11/29/64..... Pete Retzlaff (TE) at Browns (L).....5, 100 (1)
11/18/73..... Charle Young* (TE) at Cowboys (L).....4, 113 (1)	11/08/64..... Pete Retzlaff (TE) at Rams (L).....6, 105 (0)
11/11/73..... Harold Carmichael vs. Falcons (L).....6, 105 (1)	10/25/64..... Bill Mack at Steelers (W).....3, 104 (1)
11/04/73..... Charle Young* (TE) vs. Patriots (W).....8, 108 (2)	10/04/64..... Timmy Brown (RB) vs. Steelers (W).....2, 110 (2)
10/14/73..... Harold Carmichael at Cardinals (W).....12, 187 (2)	09/20/64..... Pete Retzlaff (TE) vs. 49ers (L).....8, 121 (1)
09/30/73..... Norm Bulaich vs. Washington (L).....6, 109 (1)	09/13/64..... Pete Retzlaff (TE) vs. Giants (W).....6, 139 (1)
09/23/73..... Harold Carmichael at Giants (T).....5, 103 (1)	10/13/63..... Tommy McDonald at Washington (W).....8, 139 (2)
12/17/72..... Harold Carmichael at Cardinals (L).....5, 100 (1)	10/06/63..... Pete Retzlaff (TE) vs. Cowboys (W).....4, 107 (0)
11/26/72..... Harold Jackson at Giants (L).....5, 152 (1)	09/15/63..... Tommy McDonald vs. Steelers (T).....7, 179 (2)
10/02/72..... Harold Jackson vs. Giants (L).....9, 138 (0)	12/16/62..... Timmy Brown (RB) at Cardinals (L).....5, 199 (2)
09/24/72..... Harold Jackson vs. Browns (L).....7, 131 (1)	Tommy McDonald at Cardinals (L).....4, 162 (3)
09/17/72..... Harold Jackson at Cowboys (L).....9, 161 (0)	12/09/62..... Pete Retzlaff (TE) vs. Steelers (L).....7, 122 (2)
12/19/71..... Harold Jackson at Giants (W).....7, 145 (1)	12/02/62..... Pete Retzlaff (TE) at Washington (W).....8, 135 (1)
12/12/71..... Harold Jackson vs. Cardinals (W).....4, 109 (1)	11/25/62..... Tommy McDonald vs. Cowboys (W).....3, 108 (1)
11/28/71..... Ben Hawkins vs. Washington (L).....7, 126 (0)	Pete Retzlaff (TE) vs. Cowboys (W).....4, 113 (0)
11/21/71..... Harold Jackson at Cardinals (W).....8, 117 (1)	10/28/62..... Timmy Brown (RB) at Vikings (L).....5, 174 (1)
09/19/71..... Ben Hawkins at Bengals (L).....7, 118 (2)	10/21/62..... Howard Cassady vs. Washington (L).....8, 133 (2)
11/01/70..... Ben Hawkins at Cowboys (L).....2, 105 (1)	10/14/62..... Tommy McDonald at Cowboys (L).....7, 131 (0)
10/11/70..... Harold Jackson at Giants (L).....7, 194 (2)	09/30/62..... Tommy McDonald vs. Browns (W).....6, 140 (1)
12/07/69..... Ben Hawkins vs. Washington (L).....4, 112 (0)	09/23/62..... Timmy Brown (RB) vs. Giants (L).....9, 160 (1)
11/30/69..... Gary Ballman at Saints (L).....4, 119 (1)	09/16/62..... Pete Retzlaff (TE) vs. Cardinals (L).....4, 126 (0)
11/23/69..... Harold Jackson at Cardinals (W).....8, 127 (0)	12/17/61..... Pete Retzlaff (TE) at Lions (W).....9, 105 (1)
11/09/69..... Harold Jackson at Washington (T).....8, 112 (0)	12/10/61..... Tommy McDonald vs. Giants (L).....7, 237 (2)
10/26/69..... Harold Jackson vs. Saints (W).....6, 105 (0)	11/26/61..... Tommy McDonald vs. Cowboys (W).....5, 131 (3)
10/19/69..... Harold Jackson at Cowboys (L).....3, 107 (1)	11/05/61..... Tommy McDonald vs. Bears (W).....6, 109 (1)
10/13/69..... Harold Jackson at Colts (L).....8, 138 (1)	10/29/61..... Tommy McDonald at Washington (W).....7, 141 (1)
10/05/69..... Gary Ballman vs. Cowboys (L).....5, 108 (0)	Pete Retzlaff (TE) at Washington (W).....7, 125 (2)
09/28/69..... Ben Hawkins vs. Steelers (W).....7, 145 (4)	10/01/61..... Tommy McDonald vs. Cardinals (L).....11, 187 (0)
11/10/68..... Fred Hill (TE) vs. Washington (L).....9, 114 (0)	Bobby Walston vs. Cardinals (L).....2, 127 (0)
10/27/68..... Ben Hawkins at Steelers (L).....7, 108 (0)	12/18/60..... Timmy Brown (RB) at Washington (W).....5, 128 (1)
10/06/68..... Ben Hawkins at Washington (L).....6, 105 (1)	Tommy McDonald at Washington (W).....2, 116 (2)
09/29/68..... Ben Hawkins vs. Cowboys (L).....6, 103 (0)	Pete Retzlaff (TE) at Washington (W).....5, 110 (1)
12/03/67..... Ben Hawkins at Washington (T).....5, 151 (2)	12/11/60..... Timmy Brown (RB) at Steelers (L).....3, 112 (1)
10/22/67..... Ben Hawkins at Cardinals (L).....6, 197 (1)	12/04/60..... Pete Retzlaff (TE) at Cardinals (W).....5, 123 (1)
10/15/67..... Ben Hawkins vs. 49ers (L).....6, 150 (1)	11/20/60..... Bobby Walston at Giants (W).....6, 119 (0)
10/01/67..... Ben Hawkins vs. Steelers (W).....8, 187 (2)	11/06/60..... Tommy McDonald vs. Steelers (W).....8, 141 (3)
09/17/67..... Gary Ballman vs. Washington (W).....4, 105 (2)	10/09/60..... Pete Retzlaff (TE) vs. Cardinals (W).....7, 132 (2)
Ben Hawkins vs. Washington (W).....5, 100 (0)	12/06/59..... Tommy McDonald at Washington (W).....9, 153 (3)



PETE RETZLAFF



TOMMY McDONALD



100+ YARD RECEIVING GAMES (TDs)

11/15/59	Pete Retzlaff (TE) vs. Cardinals (W)	5, 137 (1)
10/25/59	Tommy McDonald at Cardinals (W)	3, 122 (2)
10/04/59	Tommy McDonald vs. Giants (W)	6, 133 (3)
12/14/58	Tommy McDonald at Washington (L)	4, 148 (0)
11/16/58	Bill Barnes (RB) vs. Cardinals (W)	7, 109 (0)
10/26/58	Pete Retzlaff (TE) at Packers (L)	6, 121 (0)
10/14/56	Bobby Walston at Steelers (W)	4, 108 (1)
09/30/56	Bobby Walston at Rams (L)	5, 115 (0)
12/11/55	Pete Pihos at Bears (L)	11, 114 (0)
12/04/55	Pete Pihos vs. Cardinals (W)	10, 127 (1)
11/27/55	Pete Pihos vs. Rams (L)	6, 103 (1)
11/13/55	Bill Stribling vs. Browns (W)	6, 123 (2)
11/06/55	Pete Pihos at Washington (W)	8, 119 (1)
12/12/54	Pete Pihos vs. Giants (W0)	8, 119 (1)
11/28/54	Jerry Williams (RB) vs. Washington (W0)	6, 163 (1)
11/07/54	Dom Moselle (RB) vs. Cardinals (W)	7, 100 (1)
10/23/54	Pete Pihos at Steelers (L)	7, 111 (1)
10/17/54	Pete Pihos at Washington (W)	9, 132 (3)
10/03/54	Bobby Walston at Cardinals (W)	5, 110 (3)
	Jerry Williams (RB) at Cardinals (W)	5, 166 (1)
11/21/53	Pete Pihos vs. Cardinals (W)	7, 113 (0)
11/15/53	Pete Pihos vs. Colts (W)	7, 118 (1)
	Bobby Walston vs. Colts (W)	7, 110 (0)
11/08/53	Pete Pihos vs. Giants (W)	7, 145 (2)
	Bobby Walston vs. Giants (W)	8, 176 (2)
10/25/53	Pete Pihos at Cardinals (W)	8, 156 (1)
10/10/53	Bobby Walston at Browns (L)	4, 110 (0)
12/07/52	Bud Grant vs. Texans (W)	11, 203 (2)
11/30/52	Bud Grant at Cardinals (L)	8, 186 (1)
11/23/52	Bobby Walston at Browns (W)	4, 121 (1)
10/12/52	Bud Grant vs. Steelers (W)	5, 111 (1)
09/28/52	Bud Grant at Steelers (W)	4, 135 (1)
10/21/51	Bobby Walston* at Giants (L)	6, 118 (2)
10/22/50	Jack Ferrante at Steelers (W)	5, 118 (0)
10/15/50	Jack Ferrante at Colts (W)	6, 103 (0)
10/07/50	Jack Ferrante vs. Rams (W)	4, 101 (2)
11/13/49	Clyde Scott* (RB) at Washington (W)	4, 127 (1)
12/12/48	Jack Ferrante vs. Lions (W)	7, 184 (3)
11/28/48	Pete Pihos vs. Steelers (W)	7, 112 (1)
11/07/48	Pete Pihos at Giants (W)	5, 128 (2)
12/14/47	Pete Pihos* vs. Packers (W)	4, 108 (1)
11/11/45	Jack Ferrante vs. Giants (W)	5, 135 (2)
10/28/45	Jack Ferrante vs. Rams (W)	5, 101 (1)
12/05/43	Tony Bova vs. Packers (L)	3, 106 (2)
11/01/42	Fred Meyer* at Washington (L)	4, 119 (0)
12/01/40	Don Looney* at Washington (L)	14, 180 (0)
10/26/40	Lester McDonald vs. Dodgers (L)	6, 102 (0)
09/22/40	Don Looney* at Rams (L)	8, 129 (2)
09/15/40	Don Looney* at Packers (L)	8, 115 (1)
11/19/39	Herschel Ramsey at Bears (L)	8, 131 (1)
09/11/38	Joe Carter vs. Washington (L)	6, 116 (2)
11/14/37	Joe Carter at Packers (L)	6, 139 (1)

* Rookie | *Playoff Game*

NFL RECORDS HELD BY EAGLES

MOST TOUCHDOWN PASSES, Game

7 Nick Foles (11/3/13 at Raiders) and Adrian Burk (10/17/54 at Washington); *tied with Drew Brees, Saints (2015), Peyton Manning, Broncos (2013), Joe Kapp, Vikings (1969), Y.A. Tittle, Giants (1962), George Blanda, Houston Oilers (1961) and Sid Luckman, Bears (1943)*

MOST CONSECUTIVE COMPLETIONS

25 Nick Foles (12/30/18 at Washington); *tied with Philip Rivers, Chargers (25 vs. Cardinals, 2018) and Ryan Tannehill, Dolphins (7 at Texans, 2015)*

LONGEST TOUCHDOWN PASS

99ft Ron Jaworski to Mike Quick (11/10/85 vs. Falcons) (OT); *tied with many others*

MOST INTERCEPTIONS RETURNED FOR TD, Season

4 Eric Allen, 1993; *tied with Jim Kearney, Chiefs (1972) and Ken Houston, Houston Oilers (1971)*

MOST INTERCEPTIONS, Game

4 Russ Craft (9/24/50 at Chi. Cardinals); *tied with 17 others*

MOST KICKOFF RETURN TOUCHDOWNS, Game

2 Timmy Brown (11/6/66 vs. Cowboys), 93 and 90 yards; *tied with Josh Cribbs, Browns (2009), Andre Davis, Texans (2007), Devin Hester, Bears (2006), Chad Morton, Jets (2002), Tyrone Hughes, Saints (1994), Ron Brown, Rams (1985) and Travis Williams, Packers (1967)*

MOST 50+ YARD TOUCHDOWNS, Season

8 DeSean Jackson (2009); *tied with Devin Hester, Bears (2007) and Elroy "Crazy Legs" Hirsch, Rams (1951)*



SCRIMMAGE YARDS CAREER

Rk	Player	G	Touches	Yds	Avg	Yds/G	TD
1.	Brian Westbrook (RB) (2002-09)	107	1,734	9,785	5.6	91.4	66
2.	LeSean McCoy (RB) (2009-14)	90	1,761	9,074	5.2	100.8	54
3.	Harold Carmichael (WR) (1971-83)	180	598	9,042	15.1	50.2	79
4.	Wilbert Montgomery (RB) (1977-84)	100	1,731	8,985	5.2	89.9	57
5.	Pete Retzlaff (TE) (1956-66)	132	458	7,408	16.2	56.1	47
6.	Duce Staley (RB) (1997-2003)	98	1,475	7,305	5.0	74.5	32
7.	Timmy Brown (B) (1960-67)	96	1,081	7,049	6.5	73.4	55
8.	DeSean Jackson (WR) (2008-13, '19-20)	95	437	6,897	15.8	72.6	38
9.	Mike Quick (WR) (1982-90)	101	364	6,459	17.7	64.0	61
10.	Steve Van Buren (B) (1944-51)	83	1,365	6,383	4.7	76.9	72
11.	Zach Ertz (TE) (2013-21)	123	579	6,267	10.8	51.0	38
12.	Keith Byars (RB) (1986-92)	105	1,121	6,204	5.5	59.1	30
13.	Pete Pihos (E) (1947-55)	107	382	5,615	14.7	52.5	61
14.	Tommy McDonald (FL) (1957-63)	88	304	5,521	18.2	62.7	66
15.	Bobby Walston (WR/K) (1951-62)	148	315	5,375	17.1	36.3	46
16.	Ricky Watters (RB) (1995-97)	48	1,136	5,112	4.5	106.5	32
17.	Brent Celek (TE) (2007-17)	175	398	4,998	12.6	28.6	31
18.	Jeremy Maclin (WR) (2009-14)	75	349	4,801	13.8	64.0	36
19.	Ben Hawkins (FL) (1966-73)	102	271	4,772	17.6	46.8	32
20.	Tom Woodeshick (B) (1963-71)	111	956	4,736	5.0	42.7	27

TOUCHES CAREER

Rk	Player	Touches
1.	LeSean McCoy (2009-14).....	1,761
2.	Brian Westbrook (2002-09).....	1,734
3.	Wilbert Montgomery (1977-84).....	1,731
4.	Duce Staley (1997-2003).....	1,475
5.	Steve Van Buren (B) (1944-51).....	1,365

YARDS/TOUCH CAREER

Rk	Player	Avg
1.	Timmy Brown (B) (1960-67).....	6.5
2.	Brian Westbrook (2002-09).....	5.6
3.	Keith Byars (1986-92).....	5.5
4.	Wilbert Montgomery (1977-84).....	5.2
5.	LeSean McCoy (2009-14).....	5.2

SCRIMMAGE YARDS SEASON

Rk	Player	Touches	Yds	Avg	Yds/G	TD
1.	LeSean McCoy (2013)	366	2,146	5.9	134.1	11
2.	Brian Westbrook (2007)	368	2,104	5.7	140.3	12
3.	Wilbert Montgomery (1979)	379	2,006	5.3	125.4	14
4.	Wilbert Montgomery (1981)	335	1,923	5.7	128.2	10
5.	Brian Westbrook (2006)	317	1,916	6.0	127.7	11
6.	Ricky Watters (1996)	404	1,855	4.6	115.9	13
7.	Ricky Watters (1995)	399	1,707	4.3	106.7	12
8.	LeSean McCoy (2010)	285	1,672	5.9	111.5	9
9.	LeSean McCoy (2011)	321	1,624	5.1	108.3	20
10.	Duce Staley (2002)	320	1,570	4.9	98.1	8

TOUCHES SEASON

Rk	Player	Touches
1.	Ricky Watters (1996).....	404
2.	Ricky Watters (1995).....	399
3.	Wilbert Montgomery (1979).....	379
4.	Brian Westbrook (2007).....	368
5t.	LeSean McCoy (2013).....	366
	Duce Staley (1999).....	366

YARDS/TOUCH SEASON

Rk	Player	Avg
1.	Timmy Brown (1965).....	7.4
2.	Timmy Brown (1962).....	7.4
3.	Herschel Walker (1994).....	6.3
4.	Steve Van Buren (1945).....	6.2
5.	Brian Westbrook (2003).....	6.1

SCRIMMAGE YARDS GAME

Rk	Player	Yds
1.	Duce Staley (9/3/00 at Cowboys).....	262
2.	Timmy Brown (12/16/62 at Cardinals).....	249
3t.	Wilbert Montgomery (11/4/79 vs. Browns).....	237
	Tommy McDonald (12/10/61 vs. Giants).....	237
5.	Duce Staley (11/11/01 vs. Vikings).....	231

TOUCHES GAME

Rk	Player	Touches
1t.	Brian Westbrook (12/7/08 at Giants).....	39
	Ricky Watters (12/10/95 vs. Cowboys).....	39
	Heath Sherman (11/12/90 vs. Washington).....	39
4.	Heath Sherman (10/6/91 at Buccaneers).....	37
5.	Ricky Watters (10/8/95 vs. Washington) (OT).....	36



SACKS CAREER

Rk	Player	Sacks
1.	Reggie White (DE) (1985-92).....	124.0
2.	Trent Cole (DE/LB) (2005-14).....	85.5
3.	Clyde Simmons (DE) (1986-93).....	76.0
4.	Brandon Graham (DE) (2010-)	73.0
5.	Fletcher Cox (DT) (2012-23).....	70.0
6.	Hugh Douglas (DE) (1998-2002, '04).....	54.5
7.	Greg Brown (DE) (1982-86).....	50.5
8.	Andy Harmon (DT) (1991-97).....	39.5
9.	Seth Joyner (LB) (1986-93).....	37.0
10.	William Fuller (DE) (1994-96).....	35.5
11.	Josh Sweat (DE) (2018-)	35.0
12.	Dennis Harrison (DE) (1978-84).....	34.0
13.	William Thomas (LB) (1991-99).....	33.0
14.	Ken Clarke (DT) (1982-87).....	32.5
15.	Corey Simon (DT) (2000-04).....	32.0
16t.	Connor Barwin (DE/LB) (2013-16).....	31.5
	Juqua Parker (DE) (2005-11).....	31.5
	Mike Mamula (DE) (1995-2000).....	31.5
19.	Vinny Curry (DE) (2012-17, '19-20).....	30.0
20.	Jerome Brown (DT) (1987-91).....	29.5

Note: Only includes figures since 1982 (when sacks became an official NFL statistic)

SACKS SEASON

Rk	Player	Sacks
1.	Reggie White (DE) (1987).....	21.0
2.	Clyde Simmons (DE) (1992).....	19.0
3t.	Jason Babin (DE) (2011).....	18.0
	Reggie White (DE) (1988).....	18.0
	Reggie White (DE) (1986).....	18.0
6t.	Haason Reddick (DE) (2022).....	16.0
	Greg Brown (DE) (1984).....	16.0
8.	Clyde Simmons (DE) (1989).....	15.5
9t.	Hugh Douglas (DE) (2000).....	15.0
	Reggie White (DE) (1991).....	15.0

SACKS GAME

Rk	Player	Sacks
1t.	Hugh Douglas (DE) (10/18/98 at Chargers).....	4.5
	Clyde Simmons (DE) (9/15/91 at Cowboys).....	4.5
3t.	Reggie White (DE) (9/25/88 at Vikings).....	4.0
	Reggie White (DE) (11/30/86 at L.A. Raiders).....	4.0
	Reggie White (DE) (11/2/86 at StL Cardinals).....	4.0
	Garry Cobb (LB) (10/5/86 at Falcons).....	4.0
	Greg Brown (DE) (12/16/84 at Falcons).....	4.0



REGGIE WHITE

GAMES WITH 3.0 SACKS

3.0-SACK GAMES, Career

Rk	Player	Games
1.	Reggie White (1985-92).....	9
2.	Clyde Simmons (1986-93).....	4
3t.	Trent Cole (2005-14).....	3
	Jason Babin (2009, '11-12).....	3
5t.	Fletcher Cox (2012-23).....	2
	Brandon Graham (2010-)	2
	<i>Several others tied</i>	2

Includes playoff games

3.0-SACK GAMES, Season

Rk	Player	Games
1t.	Jason Babin (2011).....	3
	Reggie White (1986).....	3
3t.	Connor Barwin (2014).....	2
	Clyde Simmons (1992).....	2
	Dennis Harrison (1983).....	2

Regular season only

GAMES WITH MULTIPLE SACKS

MULTI-SACK GAMES, Career

Rk	Player	Games
1.	Reggie White (1985-92).....	38
2.	Clyde Simmons (1986-93).....	22
3.	Trent Cole (2005-14).....	20
4.	Brandon Graham (2010-)	17
5.	Hugh Douglas (1998-2002, '04).....	13

Includes playoff games

MULTI-SACK GAMES, Season

Rk	Player	Games
1.	Reggie White (1987).....	9
2.	Clyde Simmons (1992).....	7
3t.	Jason Babin (2011).....	6
	Reggie White (1988).....	6
5t.	Haason Reddick (2022).....	5
	Hugh Douglas (2000).....	5
	Clyde Simmons (1991).....	5

Regular season only

CONSECUTIVE MULTI-SACK GAMES

Rk	Player	Games
1.	Reggie White (1987).....	4
2t.	Haason Reddick (2022).....	3
	Jason Babin (2011).....	3
	William Fuller (1995).....	3
	Andy Harmon (1995).....	3
	Reggie White (1986).....	3
	Dennis Harrison (1982).....	3

CONSECUTIVE GAMES WITH A SACK

Rk	Player	Games
1t.	Haason Reddick (2022).....	8
	Reggie White (1987-88).....	8
	Reggie White (1986-87).....	8
4t.	William Fuller (1994).....	7
	Dennis Harrison (1982).....	7
6.	Clyde Simmons (1992).....	6



MULTI-SACK GAMES (SINCE 1982)

09/06/24 Zack Baun vs. Packers (W)	2.0	12/11/16..... Fletcher Cox vs. Washington (L)	1.5
12/10/23..... Haason Reddick at Cowboys (L).....	2.0	09/25/16..... Fletcher Cox vs. Steelers (W).....	2.0
12/03/23..... Fletcher Cox vs. 49ers (L).....	1.5	12/26/15..... Fletcher Cox vs. Washington (L).....	2.0
11/05/23..... Brandon Graham vs. Cowboys (W)	1.5	12/06/15..... Connor Barwin at Patriots (W).....	2.0
10/22/23..... Josh Sweat vs. Dolphins (W)	2.0	Brandon Graham at Patriots (W)	2.0
10/15/23..... Haason Reddick at Jets (L).....	2.5	11/26/15..... Vinny Curry at Lions (L).....	2.0
10/08/23..... Jalen Carter at Rams (W)	2.0	11/08/15..... Brandon Graham at Cobwoys (W)	2.0
10/08/23..... Haason Reddick at Rams (W).....	2.0	10/11/15..... Fletcher Cox vs. Saints (W).....	3.0
10/01/23..... Nicholas Morrow vs. Commanders (W).....	3.0	11/23/14..... Connor Barwin vs. Titans (W).....	2.0
01/29/23..... <i>Haason Reddick vs. 49ers (W)</i>	2.0	Trent Cole vs. Titans (W).....	2.0
01/21/23..... <i>Haason Reddick vs. Giants (W)</i>	1.5	11/10/14..... Connor Barwin vs. Panthers (W).....	3.5
Josh Sweat vs. Giants (W)	1.5	Brandon Graham vs. Panthers (W)	1.5
01/01/23..... Brandon Graham vs. Saints (L)	2.0	10/12/14..... Connor Barwin vs. Giants (W).....	3.0
Haason Reddick vs. Saints (L).....	2.0	Vinny Curry vs. Giants (W).....	2.0
12/24/22..... Haason Reddick at Cowboys (L).....	2.0	10/05/14..... Connor Barwin vs. Rams (W).....	2.0
Josh Sweat at Cowboys (L)	1.5	12/22/13..... Trent Cole vs. Bears (W).....	3.0
12/18/22..... Javon Hargrave at Bears (W).....	2.0	Mychal Kendricks vs. Bears (W).....	2.0
Haason Reddick at Bears (W).....	2.0	12/01/13..... Trent Cole vs. Cardinals (W).....	2.0
Josh Sweat at Bears (W)	2.0	Brandon Graham vs. Cardinals (W)	2.0
12/11/22..... Brandon Graham at Giants (W)	3.0	11/17/13..... Trent Cole vs. Washington (W).....	2.0
12/04/22..... Josh Sweat vs. Titans (W)	2.0	12/13/12..... Fletcher Cox* vs. Bengals (L).....	1.5
11/03/22..... Javon Hargrave at Texans (W).....	3.0	Brandon Graham vs. Bengals (L)	2.5
10/30/22..... Javon Hargrave vs. Steelers (W).....	2.0	12/02/12..... Brandon Graham at Cowboys (L)	1.5
10/02/22..... Haason Reddick vs. Jaguars (W).....	2.0	09/23/12..... Jason Babin at Cardinals (L).....	1.5
09/25/22..... Brandon Graham at Commanders (W)	2.5	12/18/11..... Jason Babin vs. Jets (W).....	3.0
Fletcher Cox at Commanders (W).....	1.5	12/11/11..... Jason Babin at Dolphins (W).....	3.0
Haason Reddick at Commanders (W).....	1.5	Trent Cole at Dolphins (W).....	3.0
Josh Sweat at Commanders (W)	1.5	12/01/11..... Jason Babin at Seahawks (L).....	2.0
01/16/22..... <i>Ryan Kerrigan at Buccaneers (L)</i>	1.5	10/30/11..... Jason Babin vs. Cowboys (W).....	2.0
01/02/22..... Josh Sweat at Washington (W)	1.5	10/02/11..... Jason Babin vs. 49ers (L).....	3.0
12/21/21..... Fletcher Cox vs. Washington (W).....	2.0	09/18/11..... Cullen Jenkins at Falcons (L).....	2.0
12/05/21..... Josh Sweat at Jets (W)	1.5	09/11/11..... Jason Babin at Rams (W).....	2.0
10/31/21..... Josh Sweat at Lions (W)	2.0	11/28/10..... Trent Cole at Bears (L).....	2.0
09/27/21..... Javon Hargrave at Cowboys (L).....	2.0	10/17/10..... Trent Cole vs. Falcons (W).....	2.0
09/12/21..... Javon Hargrave at Falcons (W).....	2.0	09/26/10..... Trent Cole at Jaguars (W).....	2.0
12/13/20..... Javon Hargrave vs. Saints (W).....	2.0	Trevor Laws at Jaguars (W).....	2.0
Josh Sweat vs. Saints (W)	2.0	09/12/10..... Juqua Parker vs. Packers (L).....	2.0
10/18/20..... Brandon Graham vs. Ravens (L)	2.0	12/20/09..... Trent Cole vs. 49ers (W).....	2.0
09/27/20..... Derek Barnett vs. Bengals (T).....	2.0	12/13/09..... Darren Howard at Giants (W).....	2.0
Brandon Graham vs. Bengals (T)	2.0	10/26/09..... Trent Cole at Washington (W).....	2.0
Jalen Mills vs. Bengals (T).....	1.5	09/13/09..... Darren Howard at Panthers (W).....	2.0
12/29/19..... Derek Barnett at Giants (W).....	2.0	12/28/08..... Chris Clemons vs. Cowboys (W).....	2.0
12/09/19..... Vinny Curry vs. Giants (W).....	2.0	11/16/08..... Trent Cole at Bengals (T).....	2.0
11/24/19..... Brandon Graham vs. Seahawks (L)	1.5	Darren Howard at Bengals (T).....	2.0
Malcolm Jenkins vs. Seahawks (L).....	2.0	11/02/08..... Darren Howard at Seahawks (W).....	1.5
10/27/19..... Fletcher Cox at Bills (W).....	1.5	09/21/08..... Omar Gaither vs. Steelers (W).....	1.5
10/06/19..... Brandon Graham vs. Jets (W)	3.0	Darren Howard vs. Steelers (W).....	2.0
Orlando Scandrick vs. Jets (W).....	2.0	Juqua Parker vs. Steelers (W).....	2.5
12/30/18..... Fletcher Cox at Washington (W).....	3.0	12/09/07..... Trent Cole vs. Giants (L).....	2.0
12/23/18..... Chris Long vs. Texans (W).....	2.0	10/28/07..... Trent Cole at Vikings (W).....	2.0
12/09/18..... Michael Bennett at Cowboys (L).....	1.5	09/23/07..... Brodrick Bunkley vs. Lions (W).....	2.0
Fletcher Cox at Cowboys (L).....	1.5	Trent Cole vs. Lions (W).....	3.5
11/11/18..... Michael Bennett vs. Cowboys (L).....	2.0	Juqua Parker vs. Lions (W).....	2.0
Brandon Graham vs. Cowboys (L)	1.5	09/09/07..... Trent Cole at Packers (L).....	1.5
10/28/18..... Jordan Hicks at Jaguars (W).....	1.5	01/13/07..... <i>Darwin Walker at Saints (L)</i>	2.0
Chris Long at Jaguars (W).....	2.0	12/31/06..... Matt McCoy vs. Falcons (W).....	2.0
09/23/18..... Derek Barnett vs. Colts (W).....	1.5	Juqua Parker vs. Falcons (W).....	2.0
09/06/18..... Fletcher Cox vs. Falcons (W).....	1.5	11/19/06..... Trent Cole vs. Titans (L).....	1.5
Jordan Hicks vs. Falcons (W).....	1.5	10/08/06..... Darren Howard vs. Cowboys (W).....	2.0
12/03/17..... Brandon Graham at Seahawks (L)	1.5	Darwin Walker vs. Cowboys (W).....	3.0
11/19/17..... Derek Barnett* at Cowboys (W).....	2.0	09/17/06..... Trent Cole vs. Giants (L).....	2.0
10/23/17..... Derek Barnett* vs. Washington (W).....	2.0	Jevon Kearse vs. Giants (L).....	2.5
09/10/17..... Brandon Graham at Washington (W)	2.0	Mike Patterson vs. Giants (L).....	1.5



MULTI-SACK GAMES (SINCE 1982)

09/10/06..... Trent Cole at Texans (W).....	2.0	12/03/95..... William Fuller at Seahawks (L).....	2.0
11/20/05..... Trent Cole* at Giants (L).....	2.0	Kevin Johnson at Seahawks (L).....	2.0
Jevon Kearse at Giants (L).....	2.5	11/19/95..... Andy Harmon vs. Giants (W).....	2.0
11/14/05..... Trent Cole* vs. Cowboys (L).....	2.0	Mike Mamula vs. Giants (W).....	3.0
09/12/05..... Brian Dawkins at Falcons (L).....	1.5	10/29/95..... William Fuller vs. Rams (W).....	2.0
Darwin Walker at Falcons (L).....	1.5	Andy Harmon vs. Rams (W).....	2.0
01/23/05..... <i>Derrick Burgess vs. Falcons (W).....</i>	2.0	10/15/95..... Andy Harmon at Giants (W).....	2.0
12/05/04..... Corey Simon vs. Packers (W).....	2.0	Kevin Johnson at Giants (W).....	2.0
Darwin Walker vs. Packers (W).....	2.0	10/08/95..... Andy Harmon vs. Washington (W).....	3.0
11/28/04..... Corey Simon at Giants (W).....	2.0	10/01/95..... Mike Mamula at Saints (W).....	2.0
11/07/04..... Sam Rayburn at Steelers (L).....	2.0	12/18/94..... Mike Flores vs. Giants (L).....	2.0
10/31/04..... Jevon Kearse vs. Ravens (W).....	2.0	12/04/94..... William Fuller at Cowboys (L).....	1.5
09/26/04..... Jevon Kearse at Lions (W).....	3.0	11/06/94..... Andy Harmon vs. Cardinals (W).....	2.0
11/16/03..... Darwin Walker vs. Giants (W).....	1.5	10/24/94..... William Thomas vs. Oilers (W).....	2.0
12/21/02..... N.D. Kalu at Cowboys (W).....	2.0	09/18/94..... Bill Romanowski vs. Packers (W).....	1.5
12/08/02..... Brandon Whiting at Seahawks (W).....	2.0	09/12/94..... William Fuller vs. Bears (W).....	2.0
12/01/02..... Hugh Douglas vs. Rams (W).....	2.0	01/03/94..... Andy Harmon vs. 49ers (W).....	3.0
N.D. Kalu vs. Rams (W).....	3.0	12/26/93..... Clyde Simmons vs. Saints (W).....	2.0
11/03/02..... Hugh Douglas at Bears (W).....	2.0	12/06/93..... Andy Harmon at Cowboys (L).....	2.5
10/20/02..... Carlos Emmons vs. Buccaneers (W).....	2.0	11/28/93..... Mike Flores at Washington (W).....	2.0
12/09/01..... Derrick Burgess at Chargers (W).....	2.0	10/31/93..... Andy Harmon vs. Cowboys (L).....	2.0
11/29/01..... Corey Simon at Chiefs (W).....	2.0	09/19/93..... Clyde Simmons vs. Washington (W).....	2.0
11/25/01..... Corey Simon vs. Washington (L).....	2.0	12/27/92..... Clyde Simmons vs. Giants (W).....	1.5
11/18/01..... Troy Vincent at Cowboys (W).....	1.5	12/13/92..... Clyde Simmons at Seahawks (W).....	2.0
11/11/01..... Hugh Douglas vs. Vikings (W).....	2.5	Reggie White at Seahawks (W).....	2.0
11/04/01..... Hugh Douglas vs. Cardinals (W).....	2.0	12/06/92..... Andy Harmon vs. Vikings (W).....	2.5
09/23/01..... Brandon Whiting at Seahawks (W).....	2.0	11/29/92..... Mike Pitts at 49ers (L).....	2.0
12/31/00..... <i>Hugh Douglas vs. Buccaneers (W).....</i>	2.0	11/22/92..... Clyde Simmons at Giants (W).....	3.0
11/19/00..... Brian Dawkins vs. Cardinals (W).....	2.0	Reggie White at Giants (W).....	3.5
Corey Simon* vs. Cardinals (W).....	1.5	11/08/92..... Clyde Simmons vs. Raiders (W).....	1.5
Jeremiah Trotter vs. Cardinals (W).....	2.0	Reggie White vs. Raiders (W).....	1.5
11/05/00..... Brandon Whiting vs. Cowboys (W).....	1.5	10/11/92..... Clyde Simmons at Chiefs (L).....	2.0
10/22/00..... Hugh Douglas vs. Bears (W).....	1.5	10/05/92..... Reggie White vs. Cowboys (W).....	2.0
10/08/00..... Hugh Douglas vs. Washington (L).....	2.0	09/20/92..... Clyde Simmons vs. Broncos (W).....	1.5
09/24/00..... Corey Simon* at Saints (W).....	2.0	09/13/92..... Clyde Simmons at Cardinals (W).....	3.0
09/17/00..... Hugh Douglas at Packers (L).....	2.5	12/22/91..... Reggie White vs. Washington (W).....	2.0
09/03/00..... Hugh Douglas at Cowboys (W).....	2.0	12/08/91..... Clyde Simmons at Giants (W).....	2.0
01/02/00..... Tyrone Williams vs. Rams (W).....	2.0	12/02/91..... Seth Joyner at Oilers (W).....	2.0
12/19/99..... Mike Mamula vs. Patriots (W).....	3.0	11/17/91..... Clyde Simmons vs. Bengals (W).....	2.0
10/31/99..... Greg Jefferson vs. Giants (L).....	1.5	Reggie White vs. Bengals (W).....	2.0
11/22/98..... Bill Johnson at Giants (L).....	1.5	11/04/91..... Clyde Simmons vs. Giants (W).....	1.5
11/15/98..... Hugh Douglas at Washington (L).....	1.5	Reggie White vs. Giants (W).....	1.5
11/08/98..... Hugh Douglas vs. Lions (W).....	2.5	10/06/91..... Wes Hopkins at Buccaneers (L).....	2.0
10/18/98..... Hugh Douglas at Chargers (L).....	4.5	09/22/91..... Clyde Simmons vs. Steelers (W).....	2.0
10/11/98..... Hugh Douglas vs. Washington (W).....	1.5	09/15/91..... Jerome Brown at Cowboys (W).....	2.5
Hollis Thomas vs. Washington (W).....	2.0	Mike Golic at Cowboys (W).....	2.0
Al Wallace vs. Washington (W).....	1.5	Clyde Simmons at Cowboys (W).....	4.5
12/14/97..... Greg Jefferson at Falcons (L).....	2.0	09/01/91..... Reggie White at Packers (W).....	3.0
11/02/97..... Hollis Thomas at Cardinals (L).....	1.5	12/29/90..... Seth Joyner at Cardinals (W).....	2.0
10/26/97..... Rhett Hall vs. Cowboys (W).....	3.5	12/16/90..... Clyde Simmons vs. Packers (W).....	1.5
William Thomas vs. Cowboys (W).....	2.0	Reggie White vs. Packers (W).....	1.5
09/15/97..... Bobby Taylor at Cowboys (L).....	2.0	11/18/90..... Clyde Simmons at Falcons (W).....	2.0
12/22/96..... William Fuller vs. Cardinals (W).....	3.0	11/12/90..... Reggie White vs. Washington (W).....	2.0
12/01/96..... William Fuller vs. Giants (W).....	2.0	11/04/90..... Seth Joyner vs. Patriots (W).....	2.0
11/24/96..... William Thomas at Cardinals (L).....	2.0	10/15/90..... Jessie Small vs. Vikings (W).....	2.0
10/13/96..... William Fuller at Giants (W).....	2.0	09/30/90..... Reggie White vs. Colts (L).....	3.0
Rhett Hall at Giants (W).....	1.5	09/16/90..... Mike Pitts vs. Cardinals (L).....	2.0
Mike Mamula at Giants (W).....	2.5	Reggie White vs. Cardinals (L).....	2.0
William Thomas at Giants (W).....	1.5	12/18/89..... Jerome Brown at Saints (L).....	2.0
09/22/96..... William Fuller at Falcons (W).....	2.0	10/29/89..... Clyde Simmons at Broncos (W).....	3.5
09/01/96..... Mike Mamula at Washington (W).....	2.0	Reggie White at Broncos (W).....	1.5
12/17/95..... William Fuller vs. Cardinals (L).....	2.0	10/22/89..... Seth Joyner vs. Raiders (W).....	2.0
12/10/95..... William Fuller vs. Cowboys (W).....	1.5	10/15/89..... Jerome Brown at Cardinals (W).....	2.5



MULTI-SACK GAMES (SINCE 1982)

10/08/89..... Reggie White vs. Giants (W).....	2.0	11/13/83..... Dennis Harrison at Bears (L).....	3.0
09/24/89..... Mike Pitts vs. 49ers (L).....	2.0	10/09/83..... Dennis Harrison at Giants (W).....	2.0
..... Clyde Simmons vs. 49ers (L).....	2.0	10/02/83..... Dennis Harrison at Falcons (W).....	3.0
..... Reggie White vs. 49ers (L).....	2.5	09/25/83..... Carl Hairston at Rams (L).....	2.0
09/17/89..... Jerome Brown at Washington (W).....	2.0 Joel Williams at Rams (L).....	1.5
09/10/89..... Clyde Simmons vs. Seahawks (W).....	2.0	12/26/82..... Greg Brown at Cowboys (W).....	2.0
12/18/88..... Reggie White at Cowboys (W).....	2.0 Dennis Harrison at Cowboys (W).....	1.5
12/10/88..... Reggie White at Cardinals (W).....	2.0	12/19/82..... Carl Hairston vs. Oilers (W).....	2.0
11/27/88..... Clyde Simmons vs. Cardinals (W).....	2.5	12/11/82..... Dennis Harrison at Giants (L).....	2.0
11/06/88..... Reggie White vs. Rams (W).....	2.0	12/05/82..... Dennis Harrison vs. Rams (L).....	2.0
10/30/88..... Reggie White vs. Falcons (L).....	2.0	11/28/82..... Dennis Harrison at Washington (L).....	2.0
10/10/88..... Reggie White vs. Giants (W).....	2.5		
10/02/88..... Clyde Simmons vs. Oilers (W).....	2.0		
09/25/88..... Reggie White at Vikings (L).....	4.0		
12/27/87..... Reggie White vs. Bills (W).....	2.0		
12/20/87..... Reggie White at Jets (W).....	2.0		
12/06/87..... Reggie White at Giants (L).....	2.0		
11/29/87..... Mike Pitts at Patriots (W).....	2.0		
..... Reggie White at Patriots (W).....	2.0		
11/22/87..... Reggie White vs. Rams (L).....	2.0		
11/15/87..... Reggie White vs. Giants (L).....	3.0		
11/01/87..... Jerome Brown at Rams (W).....	2.0		
..... Reggie White at Rams (W).....	2.0		
10/25/87..... Reggie White vs. Cowboys (W).....	2.5		
10/18/87..... Ray Phillips at Packers (L).....	1.5		
..... Fred Smalls at Packers (L).....	2.5		
09/20/87..... Clyde Simmons vs. Saints (W).....	1.5		
..... Reggie White vs. Saints (W).....	1.5		
12/14/86..... Reggie White at Cowboys (W).....	3.0		
12/07/86..... Reggie White vs. Rams (T).....	2.0		
11/30/86..... Reggie White at Raiders (W).....	4.0		
11/23/86..... Ken Clarke at Seahawks (L).....	2.0		
11/09/86..... Greg Brown vs. Giants (L).....	2.0		
11/02/86..... Reggie White at Rams (L).....	4.0		
10/05/86..... Garry Cobb at Falcons (W).....	4.0		
09/07/86..... Ken Clarke at Washington (L).....	2.0		
12/22/85..... Garry Cobb at Vikings (W).....	2.0		
..... Reggie White at Vikings (W).....	2.0		
..... Reggie Wilkes at Vikings (W).....	2.0		
12/08/85..... Ray Ellis vs. Washington (L).....	2.0		
11/17/85..... Reggie White at Rams (W).....	3.0		
11/10/85..... Ken Clarke vs. Falcons (W).....	2.0		
..... Reggie White vs. Falcons (W).....	2.0		
10/13/85..... Greg Brown vs. Rams (W).....	3.0		
10/06/85..... Greg Brown at Saints (L).....	1.5		
..... Ken Clarke at Saints (L).....	1.5		
09/29/85..... Ken Clarke vs. Giants (L).....	1.5		
..... Reggie White vs. Giants (L).....	2.5		
12/16/84..... Greg Brown at Falcons (L).....	4.0		
..... Ken Clarke at Falcons (L).....	2.0		
..... Byron Darby at Falcons (L).....	2.0		
12/09/84..... Byron Darby vs. Patriots (W).....	1.5		
..... Dennis Harrison vs. Patriots (W).....	1.5		
12/02/84..... Greg Brown vs. Cowboys (L).....	1.5		
11/25/84..... Dennis Harrison at Rams (L).....	1.5		
11/04/84..... Ken Clarke at Lions (T).....	3.0		
10/21/84..... Greg Brown vs. Giants (W).....	1.5		
..... Dennis Harrison vs. Giants (W).....	2.0		
10/14/84..... Ken Clarke vs. Colts (W).....	2.0		
..... Dennis Harrison vs. Colts (W).....	2.0		
09/30/84..... Greg Brown at Washington (L).....	2.0		
12/18/83..... Greg Brown at Rams (L).....	2.5		
11/20/83..... Greg Brown vs. Giants (L).....	2.0		

* Rookie | *Playoff Game*



TRENT COLE



CLYDE SIMMONS



BRANDON GRAHAM



INTERCEPTIONS CAREER

Rk	Player	INT	Yds	Avg	Lg	TD
1t.	Brian Dawkins (1996-2008)	34	515	15.1	67t	2
	Eric Allen (1988-94)	34	482	14.2	94t	5
	Bill Bradley (1969-76)	34	536	15.8	56t	1
4.	Herman Edwards (1977-85)	33	98	3.0	25	1
5.	Wes Hopkins (1983-93)	30	241	8.0	33	1
6.	Don Burroughs (1960-64)	29	351	12.1	46	0
7.	Troy Vincent (1996-2003)	28	341	12.2	90t	1
8t.	Joe Scarpati (1964-69)	24	402	16.8	67t	3
	Ernie Steele (1942-48)	24	404	16.8	62	0
10t.	Asante Samuel (2008-11)	23	304	13.2	50t	2
	Roynell Young (1980-88)	23	106	4.6	33	0

INTERCEPTION RETURN YARDS CAREER

Rk	Player	Yds
1.	Bill Bradley (1969-76).....	536
2.	Brian Dawkins (1996-2008).....	515
3.	Eric Allen (1988-94).....	482
4.	Lito Sheppard (2002-08).....	460
5.	Ernie Steele (1942-48).....	404

INTERCEPTIONS RETURNED FOR TDs CAREER

Rk	Player	TD
1.	Eric Allen (1988-94).....	5
2.	Malcolm Jenkins (2014-19).....	4
3t.	Sheldon Brown (2002-09).....	3
	Lito Sheppard (2002-08).....	3
	Joe Scarpati (1964-69).....	3

INTERCEPTIONS SEASON

Rk	Player	INT	Yds	Avg	Lg	TD
1.	Bill Bradley (1971)	11	248	22.5	51	0
2t.	Asante Samuel (2009)	9	117	13.0	37	0
	Bill Bradley (1972)	9	73	8.1	21	0
	Don Burroughs (1960)	9	124	13.8	46	0
	Ed "Bibbles" Bawel (1955)	9	168	18.7	42t	2
6t.	Eric Allen (1989)	8	38	4.8	18	0
	Terry Hoage (1988)	8	116	14.5	38	0
	Joe Scarpati (1966)	8	182	22.8	32	0
	Bob Hudson (1954)	8	89	11.1	32	0
	Tom Brookshier (1953)	8	41	5.1	22	0
	Ed "Bibbles" Bawel (1952)	8	121	15.1	35	0

INTERCEPTION RETURN YARDS SEASON

Rk	Player	Yds
1.	Bill Bradley (1971).....	248
2.	Eric Allen (1993).....	201
3.	Joe Scarpati (1966).....	182
4.	Lito Sheppard (2004).....	172
5.	Ed "Bibbles" Bawel (1955).....	168

INTERCEPTIONS RETURNED FOR TDs SEASON

Rk	Player	TD
1.	Eric Allen (1993).....	4
2t.	Malcolm Jenkins (2016).....	2
	Lito Sheppard (2004).....	2
	Seth Joyner (1992).....	2
	Ed "Bibbles" Bawel (1955).....	2

NFL Record



BRIAN DAWKINS



ERIC ALLEN



INTERCEPTIONS GAME

Rk	Player	INT
1.	Russ Craft (9/24/50 at Chi. Cardinals).....	4
2t.	Kurt Coleman (10/16/11 at Washington).....	3
	Joe Scarpati (10/23/66 at Giants).....	3
	Jim Nettles (12/12/65 at Steelers).....	3
	Nate Ramsey (11/28/65 at StL Cardinals).....	3
	Don Burroughs (12/3/61 at Steelers).....	3
	Chuck Weber (9/30/60 at Cowboys).....	3
	Joe Sutton (9/24/50 at Chi. Cardinals).....	3
	Gil Steinke (11/10/46 at Giants).....	3
	Roy Zimmerman (12/9/45 vs. Boston Yanks).....	3
	Roy Zimmerman (12/10/44 vs. Cleveland Rams).....	3

NFL Record

INTERCEPTION YARDS GAME

Rk	Player	Yds
1.	Frank LeMaster (12/21/75 at Washington).....	114
2.	Lito Sheppard (10/8/06 vs. Cowboys).....	102
3.	Lito Sheppard (11/15/04 at Cowboys).....	101
4t.	Sydney Brown (12/31/23 vs. Cardinals)	99
	Malcolm Jenkins (12/6/15 at Patriots).....	99
	Jerry Norton (10/5/57 vs. Giants).....	99

INTERCEPTION RETURNED FOR TD GAME

Rk	Player	TD
1.	Eric Allen (12/26/93 vs. Saints).....	2



BILL BRADLEY

GAMES WITH 3 INTERCEPTIONS

3-INT GAMES, Career

Rk	Player	Games
1t.	Kurt Coleman (2010-13).....	1
	Nate Ramsey (1963-72).....	1
	Joe Scarpati (1964-69).....	1
	Jim Nettles (1965-68).....	1
	Don Burroughs (1960-64).....	1
	Chuck Weber (1959-61).....	1

Includes playoff games

GAMES WITH MULTIPLE INTERCEPTIONS

MULTI-INT GAMES, Career

Rk	Player	Games
1.	Bill Bradley (1969-76).....	7
2t.	Herman Edwards (1977-85).....	5
	Don Burroughs (1960-64).....	5
4t.	Asante Samuel (2008-11).....	4
	Eric Allen (1988-94).....	4
	Wes Hopkins (1983-93).....	4
	Joe Scarpati (1964-69).....	4

Includes playoff games

MULTI-INT GAMES, Season

Rk	Player	Games
1.	Bill Bradley (1971).....	4
2t.	8x, last: Asante Samuel (2010).....	2

Regular season only

CONSECUTIVE MULTI-INT GAMES

Rk	Player	Games
1.	Bill Bradley (1971).....	2

CONSECUTIVE GAMES WITH INT-TD

Rk	Player	Games
1.	Eric Allen (1993).....	2

LONGEST INTERCEPTION RETURNS


Rk	Player	Yds
1.	James Willis intercepted pass 4 yards deep in the end zone and returned it 14 yards before lateraling to Troy Vincent, who ran 90 yards for a TD (11/3/96 at Cowboys - QB Troy Aikman).....	104t
2.	Lito Sheppard (10/8/06 vs. Cowboys - QB Drew Bledsoe).....	102t
3.	Lito Sheppard (11/15/04 at Cowboys - QB Vinny Testaverde).....	101t
4t.	Sydney Brown (12/31/23 vs. Cardinals - QB Kyler Murray)	99t
	Malcolm Jenkins (12/6/15 at Patriots - QB Tom Brady).....	99t
	Jerry Norton (10/5/57 vs. Giants - QB Charlie Conerly, deflected off goal post).....	99t
7t.	Eric Allen (10/3/93 at Jets - QB Boomer Esiason).....	94t
	Irv Cross (10/25/64 at Steelers - QB Terry Nofsinger).....	94t
9.	Jack Hinkle (10/9/43 vs. Giants - QB Tuffy Leemans).....	91



MULTI-INTERCEPTION GAMES (SINCE 1960)

10/16/22.....C.J. Gardner-Johnson vs. Cowboys (W).....	2	10/09/77.....Deac Sanders at Giants (W).....	2
09/19/22.....Darius Slay (CB) vs. Vikings (W).....	2	12/21/75.....Frank LeMaster at Washington (W).....	2
10/10/21.....Darius Slay (CB) at Panthers (W).....	2	Artimus Parker at Washington (W).....	2
01/01/17.....Jordan Hicks (LB) vs. Cowboys (W).....	2	11/30/75.....Bill Bergey vs. 49ers (W).....	2
12/22/16.....Malcolm Jenkins vs. Giants (W).....	2	10/05/75.....Bill Bradley vs. Washington (W).....	2
09/09/12.....Kurt Coleman at Browns (W).....	2	11/05/72.....Bill Bradley vs. Rams (T).....	2
Dominique Rodgers-Cromartie at Browns (W).....	2	10/08/72.....Bill Bradley at Washington (L).....	2
10/16/11.....Kurt Coleman at Washington (W).....	3	12/12/71.....Leroy Keyes vs. Rams (W).....	2
11/21/10.....Asante Samuel vs. Giants (W).....	2	11/21/71.....Bill Bradley at Rams (W).....	2
11/15/10.....Dimitri Patterson at Washington (W).....	2	11/07/71.....Bill Bradley at Washington (T).....	2
11/07/10.....Asante Samuel vs. Colts (W).....	2	10/31/71.....Bill Bradley vs. Broncos (W).....	2
11/29/09.....Asante Samuel vs. Washington (W).....	2	09/26/71.....Bill Bradley vs. Cowboys (L).....	2
10/11/09.....Asante Samuel vs. Buccaneers (W).....	2	11/08/70.....Adrian Young vs. Dolphins (W).....	2
09/13/09.....Sheldon Brown at Panthers (W).....	2	12/21/69.....Joe Scarpati at 49ers (L).....	2
10/08/06.....Lito Sheppard vs. Cowboys (W).....	2	10/13/69.....Nate Ramsey at Colts (L).....	2
10/02/05.....Sheldon Brown at Chiefs (W).....	2	11/17/68.....Al Nelson at Giants (L).....	2
10/17/04.....Lito Sheppard vs. Panthers (W).....	2	10/29/67.....Ron Medved vs. Cowboys (W).....	2
12/08/02.....Bobby Taylor at Seahawks (W).....	2	10/23/66.....Joe Scarpati at Giants (W).....	3
01/12/02.....Damon Moore vs. Buccaneers (W).....	2	09/18/66.....Joe Scarpati vs. Falcons (W).....	2
12/16/01.....Brian Dawkins at Washington (W).....	2	12/12/65.....Jim Nettles at Steelers (W).....	3
09/24/00.....Troy Vincent at Saints (W).....	2	Joe Scarpati at Steelers (W).....	2
12/19/99.....Troy Vincent vs. Patriots (W).....	2	11/28/65.....Nate Ramsey at Rams (W).....	3
12/14/96.....Michael Zordich at Jets (W).....	2	Al Nelson at Rams (W).....	2
09/22/96.....William Thomas at Falcons (W).....	2	12/13/64.....Nate Ramsey at Rams (L).....	2
12/17/95.....William Thomas vs. Cardinals (W).....	2	12/01/63.....Dave Lloyd at Steelers (T).....	2
10/15/95.....William Thomas at Giants (W).....	2	10/13/63.....Don Burroughs at Washington (W).....	2
12/26/93.....Eric Allen vs. Saints (W).....	2	12/09/62.....Ben Scotti vs. Steelers (L).....	2
10/17/93.....Mark McMillian at Giants (L).....	2	10/06/62.....Don Burroughs at Steelers (L).....	2
01/03/93.....Eric Allen at Saints (W).....	2	12/03/61.....Chuck Bednarik at Steelers (W).....	2
11/08/92.....Eric Allen vs. Raiders (W).....	2	Don Burroughs at Steelers (W).....	3
11/17/91.....Wes Hopkins vs. Bengals (W).....	2	11/27/60.....Don Burroughs vs. Giants (W).....	2
09/15/91.....Rich Miano at Cowboys (W).....	2	10/16/60.....Gene Johnson vs. Lions (W).....	2
12/23/90.....Eric Allen vs. Cowboys (W).....	2	10/09/60.....Don Burroughs vs. Rams (W).....	2
12/18/88.....Wes Hopkins at Cowboys (W).....	2	09/30/60.....Chuck Weber at Cowboys (W).....	3
11/20/88.....Terry Hoage at Giants (W).....	2		
09/04/88.....Terry Hoage at Buccaneers (W).....	2		
09/20/87.....Elbert Foules vs. Saints (W).....	2		
12/21/86.....Roynell Young vs. Washington (L).....	2		
09/14/86.....Andre Waters at Bears (L).....	2		
10/20/85.....Wes Hopkins vs. Cowboys (W).....	2		
12/02/84.....Wes Hopkins vs. Cowboys (L).....	2		
12/19/82.....Roynell Young vs. Oilers (W).....	2		
12/20/81.....Herman Edwards vs. Rams (W).....	2		
09/17/81.....Brenard Wilson at Bills (W).....	2		
01/03/81.....Herman Edwards vs. Vikings (W).....	2		
Roynell Young vs. Vikings (W).....	2		
09/22/80.....Herman Edwards vs. Giants (W).....	2		
11/04/79.....Herman Edwards vs. Browns (L).....	2		
10/14/79.....Randy Logan at Rams (W).....	2		
12/17/78.....Herman Edwards vs. Giants (W).....	2		
09/17/78.....Deac Sanders at Saints (W).....	2		
12/04/77.....Randy Logan at Cowboys (L).....	2		
11/06/77.....Deac Sanders vs. Saints (W).....	2		

* Rookie | *Playoff Game*



HERMAN EDWARDS



GROSS AVERAGE CAREER

Rk	Player	Punts	Yds	Gross	Net	In20	Lg	Blk
1.	Cameron Johnston (2018-20)	203	9,547	47.0	41.8	78	68	0
2.	Donnie Jones (2013-17)	374	16,971	45.4	40.5	138	72	4
3.	Arryn Siposs (2021-23)	107	4,768	44.6	39.3	35	68	1
4.	Joe Muha (1946-50)	179	7,688	43.0	---	---	82	2
5.	Sav Rocca (2007-10)	299	12,817	42.9	37.6	102	65	1

NET AVERAGE CAREER

Rk	Player	Punts	Yds	Gross	Net	In20	Lg	Blk
1.	Cameron Johnston (2018-20)	203	9,547	47.0	41.8	78	68	0
2.	Donnie Jones (2013-17)	374	16,971	45.4	40.5	138	72	4
3.	Arryn Siposs (2021-23)	107	4,768	44.6	39.3	35	68	1
4.	Sav Rocca (2007-10)	299	12,817	42.9	37.6	102	65	1
5.	Dirk Johnson (2003-06)	268	11,180	41.7	36.0	79	62	0

PUNTS CAREER

Rk	Player	Punts
1.	Adrian Burk (1951-56)	393
2.	Sean Landeta (1999-2002, '05)	376
3.	Tom Hutton (1995-98)	349
4.	John Teltschik (1986-89)	345
5.	Max Runager (1979-83, '89)	332

PUNTS INSIDE 20 CAREER

Rk	Player	In20
1.	Donnie Jones (2013-17)	138
2.	Jeff Feagles (1990-93)	106
3.	Sav Rocca (2007-10)	102
4.	Sean Landeta (1999-2002, '05)	96
5.	Dirk Johnson (2003-06)	79

GROSS AVERAGE SEASON

Rk	Player	Punts	Yds	Gross	Net	In20	Lg	Blk
1.	Braden Mann (2023)	44	2,190	49.8	43.9	15	63	0
2.	Cameron Johnston (2018)	61	2,937	48.2	42.7	24	68	0
3.	Joe Muha (1948)	57	2,694	47.3	---	---	82	0
4.	Donnie Jones (2015)	86	4,038	47.0	41.6	29	64	25
5.	Cameron Johnston (2020)	71	3,318	46.7	40.6	26	66	0

NET AVERAGE SEASON

Rk	Player	Punts	Yds	Gross	Net	In20	Lg	Blk
1.	Braden Mann (2023)	44	2,190	49.8	43.9	15	63	0
2.	Cameron Johnston (2018)	61	2,937	48.2	42.7	24	68	0
3.	Cameron Johnston (2019)	71	3,292	46.4	42.3	28	61	0
4.	Donnie Jones (2015)	86	4,038	47.0	41.6	29	64	2
5.	Donnie Jones (2016)	63	2,888	45.8	40.7	21	72	0

Led NFL Note: Net average and inside-the-20 became official NFL statistics in 1976

PUNTS SEASON

Rk	Player	Punts
1.	John Teltschik (1986)	108
2.	Sean Landeta (1999)	107
3.	Tom Hutton (1998)	104
4.	John Teltschik (1988)	98
5.	Sean Landeta (2001)	97

PUNTS INSIDE 20 SEASON

Rk	Player	In20
1.	Donnie Jones (2014)	34
2.	Donnie Jones (2013)	33
3.	Jeff Feagles (1993)	31
4.	Donnie Jones (2015)	29
	Jeff Feagles (1991)	29

LONGEST PUNTS

Rk	Player	Yds
1.	Randall Cunningham (12/3/89 at Giants)	91
2.	Joe Muha (10/10/48 vs. Giants)	82
3.	Randall Cunningham (10/16/94 at Cowboys)	80
	King Hill (11/11/62 vs. Packers)	80
5.	Jeff Feagles (9/15/91 at Cowboys)	77

GROSS AVERAGE GAME

Rk	Player	Gross
1.	Cameron Johnston (9/20/20 vs. Rams)	60.5
2.	Braden Mann (12/31/23 vs. Cardinals)	58.5
	Braden Mann (10/29/23 at Commanders)	58.5

NET AVERAGE GAME

Rk	Player	Net
1.	Arryn Siposs (11/27/22 vs. Packers)	52.0
2.	Donnie Jones (11/17/13 vs. Washington)	50.7
3.	Braden Mann (9/6/24 vs. Packers)	50.5



KICKOFF RETURN AVERAGE CAREER

Rk	Player	KOR	Yds	Avg	Lg	TD
1.	Josh Huff (2014-16)	42	1,165	27.7	107t	2
2.	Steve Van Buren (1944-51)	76	2,030	26.7	98t	3
3.	Irv Cross (1961-69)	28	745	26.6	74	0
4.	Timmy Brown (1960-67)	169	4,483	26.5	105t	5
5.	Al Nelson (1965-73)	101	2,625	26.0	78	0
6.	Wilbert Montgomery (1977-84)	32	814	25.4	99t	1
7.	Quintin Demps (2008-09)	58	1,469	25.3	100t	1
8.	Brian Mitchell (2000-02)	131	3,311	25.3	94t	2
9.	Allen Rossum (1998-99)	98	2,427	24.8	89t	1
10.	Billy Walik (1970-72)	67	1,640	24.5	82	0

KICKOFF RETURNS CAREER

Rk	Player	KOR
1.	Timmy Brown (1960-67)	169
2.	Brian Mitchell (2000-02)	131
3.	Al Nelson (1965-73)	101
4.	Allen Rossum (1998-99)	98
5.	Larry Marshall (1974-77)	88

KICKOFF RETURN YARDS CAREER

Rk	Player	Yds
1.	Timmy Brown (1960-67)	4,483
2.	Brian Mitchell (2000-02)	3,311
3.	Al Nelson (1965-73)	2,625
4.	Allen Rossum (1998-99)	2,427
5.	Larry Marshall (1974-77)	2,075

KICKOFF RETURN TDs CAREER

Rk	Player	TD
1.	Timmy Brown (1960-67)	5
2t.	Derrick Witherspoon (1995-97)	3
	Steve Van Buren (1944-51)	3
4t.	Josh Huff (2014-16)	2
	Brian Mitchell (2000-02)	2

KICKOFF RETURN AVERAGE SEASON

Rk	Player	KOR	Yds	Avg	Lg	TD
1.	Al Nelson (1972)	25	728	29.1	78	0
2.	Steve Van Buren (1945)	13	373	28.7	98t	1
3.	Timmy Brown (1963)	33	945	28.6	100t	1
4.	Timmy Brown (1966)	20	562	28.1	93t	2
5.	Timmy Brown (1961)	29	811	28.0	105t	1
6.	Timmy Brown (1962)	30	831	27.7	99t	1
7.	Herschel Walker (1994)	21	581	27.7	94t	1
8.	Don Stevens (1952)	16	433	27.1	51	0
9.	Brian Mitchell (2002)	43	1,162	27.0	57	0
10.	Wilbert Montgomery (1977)	23	619	26.9	99t	1

Led NFL Led Conference

KICKOFF RETURNS SEASON

Rk	Player	KOR
1.	Allen Rossum (1999)	54
2.	Derrick Witherspoon (1996)	53
3.	Quintin Demps (2008)	52
4.	Herman Hunter (1985)	48
5t.	Brian Mitchell (2000)	47
	Duce Staley (1997)	47

LONGEST KICKOFF RETURNS

Rk	Player	Yds
1.	Josh Huff (11/23/2014 vs. Titans)	107t
2.	Timmy Brown (9/17/1961 vs. Browns)	105t
3.	Russ Craft (10/7/1950 vs. Rams)	103t
4.	Chris Polk (9/21/2014 vs. Washington)	102t
5t.	Quintin Demps (11/23/2008 at Ravens)	100t
	Timmy Brown (9/22/1963 vs. Cardinals)	100t
	Dave Smukler (11/13/1938 at Brooklyn Dodgers)	100t

KICKOFF RETURN YARDS SEASON

Rk	Player	Yds
1.	Allen Rossum (1999)	1,347
2.	Quintin Demps (2008)	1,314
3.	Derrick Witherspoon (1996)	1,271
4.	Brian Mitchell (2002)	1,162
5.	Duce Staley (1997)	1,139

KICKOFF RETURNS GAME

Rk	Player	KOR
1t.	Quintin Demps (11/9/08 vs. Giants)	8
	Allen Rossum (11/21/99 vs. Colts)	8
	Derrick Witherspoon (11/24/96 at Cardinals)	8

KICKOFF RETURN TDs SEASON

Rk	Player	TD
1.	Derrick Witherspoon (1996)	2
	Timmy Brown (1966)	2

KICKOFF RETURN YARDS GAME

Rk	Player	Yds
1.	Derrick Witherspoon (11/24/96 at Cardinals)	253
2.	Timmy Brown (11/6/66 vs. Cowboys)	247
3.	Allen Rossum (11/14/99 vs. Washington)	222

KICKOFF RETURN TDs GAME

Rk	Player	TD
1.	Timmy Brown (11/6/66 vs. Cowboys)	2

NFL Record



PUNT RETURN AVERAGE CAREER

Rk	Player	PR	FC	Yds	Avg	Lg	TD
1.	Ernie Steele (1942-48)	44	---	737	16.8	80t	1
2.	Steve Van Buren (1944-51)	34	---	473	13.9	55t	2
3.	Pat McHugh (1947-51)	31	---	402	13.0	69t	1
4.	Brian Westbrook (2002-09)	39	21	498	12.8	84t	2
5t.	Britain Covey (2022-)	62	36	725	11.7	54	0
	Brian Mitchell (2000-02)	117	66	1,369	11.7	76t	2
	Darren Sproles (2014-19)	116	68	1,355	11.7	89t	4
8.	Frank Reagan (1949-51)	27	---	304	11.3	42	1
9t.	Bosh Pritchard (1942, '47-51)	91	---	975	10.7	55t	1
	Vai Sikahema (1992-93)	73	30	778	10.7	87t	1

PUNT RETURNS CAREER

Rk	Player	PR
1.	Wally Henry (1977-82)	148
2.	DeSean Jackson (2008-13, '19-20)	132
3t.	Brian Mitchell (2000-02)	117
	John Sciarra (1978-83)	117
5.	Darren Sproles (2014-19)	116

PUNT RETURN YARDS CAREER

Rk	Player	Yds
1.	Brian Mitchell (2000-02)	1,369
2.	Darren Sproles (2014-19)	1,355
3.	DeSean Jackson (2008-13, '19-20)	1,296
4.	Wally Henry (1977-82)	1,231
5.	Larry Marshall (1974-77)	1,086

PUNT RETURN TDs CAREER

Rk	Player	TD
1t.	DeSean Jackson (2008-13, '19-20)	4
	Darren Sproles (2014-19)	4
3t.	Brian Westbrook (2002-09)	2
	Brian Mitchell (2000-02)	2
	Steve Van Buren (1944-51)	2

PUNT RETURN AVERAGE SEASON

Rk	Player	PR	FC	Yds	Avg	Lg	TD
1t.	Steve Van Buren (1944)	15	---	230	15.3	55	1
	Brian Westbrook (2003)	20	16	306	15.3	84t	2
3.	DeSean Jackson (2009)	29	15	441	15.2	85t	2
4.	Britain Covey (2023)	29	18	417	14.4	54	0
5.	Alvin Haymond (1968)	15	6	201	13.4	54t	1
6.	Darren Sproles (2016)	17	13	224	13.2	66	0
7.	Darren Sproles (2014)	39	16	506	13.0	82t	2
8.	Reno Mahe (2005)	21	9	269	12.8	44	0
9.	Frank Reagan (1949)	21	---	266	12.7	42	1
10.	Kelvin Martin (1995)	17	10	214	12.6	38	0

Led NFL Led Conference

PUNT RETURNS SEASON

Rk	Player	PR
1.	Wally Henry (1981)	54
2.	Rod Harris (1991)	53
3.	DeSean Jackson (2008)	50
4t.	Brian Mitchell (2002)	46
	Larry Marshall (1977)	46

PUNT RETURN YARDS SEASON

Rk	Player	Yds
1.	Brian Mitchell (2002)	567
2.	Darren Sproles (2014)	506
3.	Vai Sikahema (1992)	503
4.	Larry Marshall (1977)	489
5.	Brian Mitchell (2001)	467

PUNT RETURN TDs SEASON

Rk	Player	TD
1t.	Darren Sproles (2015)	2
	Darren Sproles (2014)	2
	DeSean Jackson (2009)	2
	Brian Westbrook (2003)	2

LONGEST PUNT RETURNS

Rk	Player	Yds
1.	Damaris Johnson (12/2/2012 at Cowboys)	98t
2.	Darren Sproles (9/27/2015 at Jets)	89t
3.	Vai Sikahema (11/22/1992 at Giants)	87t
4.	DeSean Jackson (9/13/2009 at Panthers)	85t
5.	Brian Westbrook (10/19/2003 at Giants)	84t
6.	Darren Sproles (12/6/2015 at Patriots)	83t
7.	Darren Sproles (9/28/2014 at 49ers)	82t
8t.	Brian Westbrook (12/21/2003 vs. 49ers)	81t
	Tommy McDonald (10/4/1959 vs. Giants)	81t
10.	Ernie Steele (10/25/1942 at Bears) (lateral)	80t

PUNT RETURNS GAME

Rk	Player	PR
1.	Larry Marshall (9/18/77 vs. Buccaneers)	9
2t.	DeSean Jackson (9/7/08 vs. Rams)	8
	Evan Cooper (10/26/86 vs. Chargers)	8
	Vai Sikahema (12/13/92 at Seahawks)	8

PUNT RETURN YARDS GAME

Rk	Player	Yds
1.	Alvin Haymond (10/6/68 at Washington)	140
2.	Darren Sproles (12/6/15 at Patriots)	115
3.	Vai Sikahema (11/22/92 at Giants)	111
4.	Britain Covey (12/4/22 vs. Titans)	105



INTERCEPTIONS RETURNED FOR TOUCHDOWNS (YARDS)

12/31/23.....	Sydney Brown vs. Cardinals (L)	99	11/25/90.....	Byron Evans vs. Giants (W).....	23
09/10/23.....	Darius Slay at Patriots (W)	70	11/12/90.....	William Frizzell vs. Washington (W).....	30
12/24/22.....	Josh Sweat at Cowboys (L)	42	12/03/89.....	Clyde Simmons at Giants (W).....	60
09/11/22.....	James Bradberry at Lions (W)	27	09/10/89.....	Eric Everett vs. Seahawks (W).....	30
12/26/21.....	Alex Singleton vs. Giants (W).....	29	10/27/85.....	Wes Hopkins vs. Bills (W).....	24
11/21/21.....	Darius Slay vs. Saints (W)	51	09/29/85.....	Herman Edwards vs. Giants (L).....	3
10/04/20.....	Alex Singleton at 49ers (W).....	30	12/19/82.....	Richard Blackmore vs. Oilers (W).....	20
10/06/19.....	Nathan Gerry vs. Jets (W).....	51	12/17/78.....	Frank LeMaster vs. Giants (W).....	9
01/21/18.....	<i>Patrick Robinson vs. Vikings (W)</i>	<i>50</i>	10/15/78.....	John Sanders vs. Washington (W).....	19
10/29/17.....	Jalen Mills vs. 49ers (W).....	37	12/21/75.....	Joe Lavender at Washington (W).....	36
12/22/16.....	Malcolm Jenkins vs. Giants (W).....	34		Frank LeMaster at Washington (W).....	89
12/11/16.....	Leodis McKelvin vs. Washington (L).....	29	09/29/74.....	Joe Lavender vs. Baltimore Colts (W).....	37
10/16/16.....	Malcolm Jenkins at Washington (L).....	64	12/09/73.....	John Outlaw vs. Jets (W).....	45
12/06/15.....	Malcolm Jenkins at Patriots (W).....	99	12/19/71.....	Al Nelson at Giants (W).....	19
11/08/15.....	Jordan Hicks* at Cowboys (W).....	67	10/19/69.....	Bill Bradley* at Cowboys (L).....	56
10/19/15.....	Nolan Carroll vs. Giants (W).....	17	10/13/69.....	Nate Ramsey at Baltimore Colts (L).....	26
11/10/14.....	Bradley Fletcher vs. Panthers (W).....	34	09/21/69.....	Joe Scarpati vs. Browns (L).....	34
09/28/14.....	Malcolm Jenkins at 49ers (L).....	53	12/10/67.....	Joe Scarpati at Cowboys (L).....	67
12/22/13.....	Brandon Boykin vs. Bears (W).....	54	10/08/67.....	Don Hultz at Falcons (W).....	16
11/13/11.....	Asante Samuel vs. Cardinals (L).....	20	11/20/66.....	Jim Nettles at 49ers (W).....	34
11/15/10.....	Dimitri Patterson at Washington (W).....	40	12/12/65.....	Maxie Baughan at Steelers (W).....	33
12/06/09.....	Sheldon Brown at Falcons (W).....	83		Jim Nettles* at Steelers (W).....	56
10/26/09.....	Will Witherspoon at Washington (W).....	9		George Tarasovic at Steelers (W).....	40
01/04/09.....	<i>Asante Samuel at Vikings (W)</i>	<i>44</i>	12/06/64.....	Joe Scarpati* vs. Cowboys (W).....	24
12/15/08.....	Asante Samuel vs. Browns (W).....	50	10/25/64.....	Irv Cross at Steelers (W).....	94
10/12/08.....	Juqua Parker at 49ers (W).....	55	11/10/63.....	Lee Roy Caffey* at Giants (L).....	87
12/17/06.....	Trent Cole at Giants (W).....	19	10/13/57.....	Jimmy Harris* at Browns (L).....	65
12/10/06.....	Michael Lewis at Washington (W).....	84	10/05/57.....	Jerry Norton vs. Giants (L).....	99
11/12/06.....	Sheldon Brown vs. Washington (W).....	70	10/14/56.....	Eddie Bell at Steelers (W).....	28
10/08/06.....	Lito Sheppard vs. Cowboys (W).....	102	11/13/55.....	Bibbles Bawel vs. Browns (W).....	40
10/02/05.....	Sheldon Brown at Chiefs (W).....	40	10/15/55.....	Bibbles Bawel at Steelers (L).....	42
11/15/04.....	Lito Sheppard at Cowboys (W).....	101	12/12/54.....	Jerry Norton* vs. Giants (W).....	69
10/17/04.....	Lito Sheppard vs. Panthers (W).....	64	11/15/53.....	Chuck Bednarik vs. Baltimore Colts (W).....	26
10/05/03.....	ND Kalu vs. Washington (W).....	15	12/14/52.....	Mike Jarmoluk at Washington (L).....	45
01/11/03.....	<i>Bobby Taylor vs. Falcons (W)</i>	<i>39</i>	12/07/52.....	Vic Sears vs. Dallas Texans (W).....	9
12/21/02.....	Shawn Barber at Cowboys (W).....	80	11/02/52.....	Russ Craft at Packers (L).....	32
12/01/02.....	Bobby Taylor vs Rams (W).....	23	10/29/50.....	Joe Muha vs. Washington (W).....	19
01/12/02.....	<i>Damon Moore vs. Buccaneers (W)</i>	<i>59</i>	10/22/50.....	Norm Willey* at Steelers (W).....	41
11/18/01.....	William Hampton at Cowboys (W).....	33	09/24/50.....	Frank Reagan at Chicago Cardinals (W) (lateral).....	46
	Jeremiah Trotter at Cowboys (W).....	50	12/04/49.....	Joe Muha at Giants (W).....	28
11/19/00.....	Mike Caldwell vs. Cardinals (W).....	26	11/20/49.....	Pat McHugh vs. NY Bulldogs (W).....	21
09/03/00.....	Jeremiah Trotter at Cowboys (W).....	27	11/10/46.....	Gil Steinke at Giants (L).....	52
01/02/00.....	Al Harris vs. Rams (W).....	17	12/03/44.....	Vic Lindskog* vs. Brooklyn Tigers (W).....	65
	Mike Mamula vs. Rams (W).....	41	11/26/44.....	Tom Miller vs. Bears (L).....	35
11/21/99.....	Brandon Whiting vs. Colts (L).....	22	11/19/44.....	Jack Hinkle at Washington (W).....	50
10/24/99.....	Brian Dawkins at Dolphins (L).....	67	11/07/43.....	Larry Cabrelli vs. Washington (T).....	24
10/03/99.....	Bobby Taylor at Giants (L).....	18	10/31/43.....	Ben Kish vs. Chicago Cardinals (W).....	86
12/07/97.....	Brian Dawkins vs. Giants (L).....	64	09/16/38.....	Jay Arnold at Pittsburgh Pirates (W).....	22
11/03/96.....	Troy Vincent at Cowboys (W) (lateral).....	90	10/10/37.....	Maurice Harper* at Washington (W).....	20
12/30/95.....	<i>William Thomas vs. Lions (W)</i>	<i>30</i>	11/06/34.....	Swede Hanson vs. Cincinnati Reds (W).....	---
	<i>Barry Wilburn vs. Lions (W)</i>	<i>24</i>	11/26/33.....	Lee Woodruff vs. Cincinnati Reds (W).....	55
09/10/95.....	William Thomas at Cardinals (W).....	37			
12/24/94.....	Mike Zordich at Bengals (L).....	18			
10/30/94.....	Greg Jackson at Washington (W).....	55			
12/26/93.....	Eric Allen vs. Saints (W).....	33			
	Eric Allen vs. Saints (W).....	25			
10/03/93.....	Eric Allen at Jets (W).....	94			
09/19/93.....	Eric Allen vs. Washington (W).....	29			
01/03/93.....	<i>Eric Allen at Saints (W)</i>	<i>18</i>			
12/06/92.....	Seth Joyner vs. Vikings (W).....	24			
11/22/92.....	Seth Joyner at Giants (W).....	43			
12/22/91.....	Otis Smith vs. Washington (W).....	74			
12/23/90.....	Eric Allen vs. Cowboys (W).....	35			

* Rookie | *Playoff Game*



MALCOLM JENKINS



FUMBLE RECOVERY TOUCHDOWNS (YARDS)

12/10/23 Jalen Carter at Cowboys (L)	42	11/15/70..... Steve Preece vs. Falcons (T).....	21
11/14/21 Darius Slay at Broncos (W)	83	12/18/66..... Harold Wells at Washington (W).....	60
10/31/21 Darius Slay at Lions (W)	33	10/10/65..... George Tarasovic at Cowboys (W).....	62
11/01/20..... Rodney McLeod vs. Cowboys (W).....	53	11/22/64..... Mike Morgan* vs. St. Louis Cardinals (L).....	0
10/18/20..... J.J. Arcega-Whiteside vs. Ravens (L).....	0	11/27/60..... J.D. Smith vs. Giants (W).....	0
12/15/19..... Nigel Bradham at Washington (W).....	48	11/20/60..... Jimmy Carr at Giants (W).....	38
10/06/19..... Orlando Scandrick vs. Jets (W).....	44	12/13/59..... Don Owens vs. Browns (L).....	3
12/25/17..... Derek Barnett* vs. Raiders (W).....	23	11/22/59..... Jerry Huth vs. Los Angeles Rams (W).....	0
12/10/17 Brandon Graham at Rams (W)	16	10/04/59..... Chuck Weber vs. Giants (W).....	0
11/26/17..... Nelson Agholor vs. Bears (W).....	0	12/12/54..... Norm Willey vs. Giants (W).....	0
11/19/17..... Nigel Bradham at Cowboys (W).....	37	10/25/53..... Tom Scott* at Chicago Cardinals (W).....	0
09/10/17..... Fletcher Cox at Washington (W).....	20	12/07/52..... Ebert Van Buren vs. Dallas Texans (W).....	0
01/03/16..... Walter Thurmond at Giants (W).....	83	11/16/52..... Pete Pihos vs. Chicago Cardinals (W).....	12
10/05/14..... Cedric Thornton vs. Rams (W).....	0	11/09/52..... Mike Jarmoluk vs. Washington (W).....	16
09/07/14..... Fletcher Cox vs. Jaguars (W).....	17	11/04/51..... Gerry Cowhig at Steelers (W).....	25
10/27/13..... Najee Goode vs. Giants (L).....	2	10/29/50..... John Green vs. Washington (W).....	2
12/18/11..... Juqua Parker vs. Jets (W).....	47	11/06/49..... Russ Craft vs. Los Angeles Rams (W).....	21
11/07/11..... Brian Rolle vs. Bears (L).....	22	10/31/48..... Bosh Pritchard at Steelers (W).....	18
09/11/11..... Juqua Parker at Rams (W).....	56	10/05/47..... Joe Muha vs. Giants (W).....	2
10/10/10..... Quintin Mikell at 49ers (W).....	52	10/08/44..... Jack Banta vs. Washington (T).....	0
12/13/09..... Sheldon Brown at Giants (W).....	60	10/31/43..... Jack Hinkle vs. Chicago Cardinals (W).....	0
09/13/09..... Victor Abiamiri at Panthers (W).....	2	10/24/43..... Al Wukits* at Giants (L).....	2
12/28/08..... Chris Clemons vs. Cowboys (W).....	73	11/01/42..... Rupert Pate at Washington (L).....	53
..... Joselio Hanson vs. Cowboys (W).....	96	09/20/42..... Vic Sears at Cleveland Rams (L).....	25
09/15/08..... Chris Gocong at Cowboys (L).....	0	09/15/40..... Don Looney* at Packers (L).....	44
12/30/07..... Kevin Curtis vs. Bills (W).....	0	10/15/39..... Theodore Schmitt at Giants (L).....	63
12/23/07..... Kevin Curtis at Saints (W).....	0	09/25/38..... Joe Carter vs. Giants (W).....	92
09/24/06..... Mike Patterson at 49ers (W).....	98 Bob Pylman* vs. Giants (W).....	88
10/09/05..... Sheldon Brown at Cowboys (L).....	80	09/16/38..... Jay Arnold at Pittsburgh Pirates (W).....	18
01/16/05..... <i>Freddie Mitchell vs. Vikings (W)</i>	0	10/31/37..... Joe Pilconis at Pittsburgh Pirates (L).....	22
12/15/02..... Carlos Emmons vs. Washington (W).....	44		
12/09/01..... Brian Dawkins vs. Chargers (W).....	49		
09/30/01..... Damon Moore vs. Cowboys (W).....	10		
09/15/97..... William Thomas at Cowboys (L).....	37		
12/22/96..... Mike Mamula vs. Cardinals (W).....	4		
10/13/96..... William Thomas at Giants (W).....	23		
09/30/96..... Rhett Hall vs. Cowboys (L).....	32		
12/24/95..... Jerome Henderson at Bears (L).....	0		
10/29/95..... Kevin Johnson vs. St. Louis Rams (W).....	37		
10/15/95..... Mike Zordich at Giants (W).....	58		
09/24/95..... Greg Jackson at Raiders (L).....	45		
01/03/94..... Byron Evans at 49ers (W).....	30		
09/13/92..... Reggie White at Phoenix Cardinals (W).....	37		
11/24/91..... Seth Joyner at Phoenix Cardinals (W).....	34		
..... Clyde Simmons at Phoenix Cardinals (W).....	0		
10/06/91..... Seth Joyner at Buccaneers (L).....	0		
11/12/90..... Clyde Simmons vs. Washington (W).....	18		
12/03/89..... Andre Waters at Giants (W).....	3		
11/20/88..... Cris Carter at Giants (W).....	0		
09/20/87..... Seth Joyner vs. Saints (W).....	18		
09/13/87..... Reggie White at Washington (L).....	70		
12/15/85..... Dave Little at Chargers (L).....	0		
12/26/82..... Greg Brown at Cowboys (W).....	0		
10/11/81..... Frank LeMaster at Saints (W).....	47		
09/27/81..... Greg Brown* vs. Washington (W).....	7		
11/16/80..... Jerry Robinson at Washington (W).....	59		
11/19/78..... Herman Edwards at Giants (W).....	26		
12/01/74..... Will Wynn vs. Packers (W).....	87		
10/06/74..... Bill Dunstan at Chargers (W).....	46		
09/23/74..... Joe Lavender vs. Cowboys (W).....	96		
11/04/73..... Will Wynn* vs. Patriots (W).....	24		
11/21/71..... Ben Hawkins at St. Louis Cardinals (W).....	5		
..... Steve Smith at St. Louis Cardinals (W).....	5		

* Rookie | *Playoff Game*

LONGEST FUMBLE RECOVERY TOUCHDOWN

Rk	Player	Yds
1.	Mike Patterson (9/24/06 at 49ers).....	98t
2t.	Joselio Hanson (12/28/08 vs. Cowboys).....	96t
	Joe Lavender (9/23/74 vs. Cowboys).....	96t
4.	Joe Carter (9/25/38 vs. Giants).....	92t
5.	Boby Pylman (9/25/38 vs. Giants).....	88t
6.	Will Wynn (12/1/74 vs. Packers).....	87t
7t.	Darius Slay (11/14/21 at Broncos)	83t
	Walter Thurmond (1/3/16 at Giants).....	83t
9.	Sheldon Brown (10/9/05 at Cowboys).....	80t
10.	Chris Clemons (12/28/08 vs. Cowboys).....	73t

FUMBLE RECOVERY TOUCHDOWNS CAREER

Rk	Player	TD
1t.	Fletcher Cox (2012-).....	3
	Seth Joyner (1986-93).....	3
2t.	10x, last: Darius Slay (2020-)	2

FUMBLE RECOVERY TOUCHDOWNS SEASON

Rk	Player	TD
1t.	Darius Slay (2021)	2
	Juqua Parker (2011).....	2
	Kevin Curtis (2007).....	2
	Seth Joyner (1991).....	2



KICKOFF RETURN TOUCHDOWNS (YARDS)

10/23/16	Josh Huff vs. Vikings (W)	98
10/16/16	Wendell Smallwood* at Washington (L)	86
11/23/14	Josh Huff* vs. Titans (W)	107
09/21/14	Chris Polk vs. Washington (W)	102
11/23/08	Quintin Demps* at Ravens (L)	100
11/04/01	Brian Mitchell at Cardinals (W)	94
10/01/00	Brian Mitchell vs. Falcons (W)	89
11/14/99	Allen Rossum vs. Washington (W)	89
11/02/97	Willie Clark at Cardinals (L)	39
11/24/96	Derrick Witherspoon at Cardinals (L)	95
09/22/96	Derrick Witherspoon at Falcons (W)	97
12/17/95	Derrick Witherspoon vs. Cardinals (W)	86
12/24/94	Herschel Walker at Bengals (L)	94
11/18/84	Andre Waters* vs. Washington (W)	89
12/02/79	Billy Campfield vs. Lions (W)	92
12/11/77	Wilbert Montgomery* vs. Giants (W)	99
09/22/68	Alvin Haymond vs. Giants (L)	98
11/06/66	Timmy Brown vs. Cowboys (W)	93
	Timmy Brown vs. Cowboys (W)	90
09/22/63	Timmy Brown vs. Cardinals (L)	100
12/02/62	Timmy Brown at Washington (W)	99
09/17/61	Timmy Brown vs. Browns (W)	105
09/24/55	Jerry Norton vs. Giants (W)	96
10/07/50	Russ Craft vs. Rams (W)	103
09/28/47	Steve Van Buren vs. Washington (W)	95
12/02/45	Steve Van Buren at Giants (L)	98
11/12/44	Steve Van Buren* vs. Giants (T)	97
11/01/42	Bosh Pritchard* at Washington (L)	97
11/13/38	Dave Smukler at Brooklyn Dodgers (L)	100

* Rookie | *Playoff Game*

BLOCKED PUNTS RETURNED FOR TDs (YARDS)

12/06/15	Najee Goode at Patriots (W)	24
12/28/14	Trey Burton* at Giants (W)	27
10/05/14	Chris Maragos vs. Rams (W)	10
09/28/14	Brad Smith at 49ers (L)	0
11/22/92	Ken Rose at Giants (W)	3
09/02/84	Rich Kraynak at Giants (L)	8
10/31/71	Bill Hobbs vs. Broncos (W)	0
12/20/70	Mike Dirks vs. Steelers (W)	0
11/12/67	Jim Nettles at Rams (L)	0
12/18/49	Leo Skladany* at Rams (W)	2
11/02/47	Pete Pihos at Washington (W)	26
11/03/46	Augie Lio vs. Giants (W)	0

* Rookie | *Playoff Game*

MISSED FGs RETURNED FOR TDs (YARDS)

09/26/71	Al Nelson vs. Cowboys (L)	101
12/11/66	Al Nelson vs. Browns (W)	100
09/16/62	Timmy Brown vs. Cardinals (L)	99

BLOCKED FGs RETURNED FOR TDs (YARDS)

10/23/05	Matt Ware vs. Chargers (W)	65
11/20/88	Clyde Simmons at Giants (W)	15

PUNT RETURN TOUCHDOWNS (YARDS)

12/06/20	Jalen Reagor at Packers (L)	73
12/06/15	Darren Sproles at Patriots (W)	83
09/27/15	Darren Sproles at Jets (W)	89
11/10/14	Darren Sproles vs. Panthers (W)	65
09/28/14	Darren Sproles at 49ers (L)	82
12/02/12	Damaris Johnson* at Cowboys (L)	98
12/19/10	DeSean Jackson at Giants (W)	65
12/13/09	DeSean Jackson at Giants (W)	72
09/13/09	DeSean Jackson at Panthers (W)	85
10/05/08	DeSean Jackson* vs. Washington (L)	68
12/21/03	Brian Westbrook vs. 49ers (L)	81
10/19/03	Brian Westbrook at Giants (W)	84
11/25/02	Brian Mitchell at 49ers (W)	76
09/24/00	Brian Mitchell at Saints (W)	72
11/22/92	Vai Sikahema at Giants (W)	87
11/30/86	Greg Garrity at Raiders (W)	76
09/03/78	Wally Henry vs. Rams (L)	57
10/06/68	Alvin Haymond at Washington (L)	54
11/06/66	Aaron Martin vs. Cowboys (W)	67
12/19/65	Bob Shann* vs. Lions (L)	63
12/03/61	Timmy Brown at Steelers (W)	66
10/11/59	Art Powell* vs. Steelers (W)	58
10/04/59	Tommy McDonald vs. Giants (W)	81
11/09/52	Don Stevens* vs. Washington (W)	56
10/26/52	Bibbles Bawel* at Giants (W)	52
12/04/49	Frank Reagan at Giants (W)	41
10/30/49	Clyde Scott* at Steelers (W)	70
10/31/48	Bosh Pritchard at Steelers (W)	55
12/21/47	Bosh Pritchard at Steelers (W)	79
11/23/47	Pat McHugh* at Boston Yanks (L)	69
11/02/47	Pete Pihos* at Washington (W)	26
12/08/46	Steve Van Buren at Boston Yanks (W)	50
10/22/44	Steve Van Buren* vs. Boston Yanks (W)	55
10/25/42	Ernie Steele* at Bears (L) (lateral)	80
10/18/36	Stumpy Thomason at Boston (L)	15


* Rookie | *Playoff Game*



DARREN SPROLES



NICK FOLES



RON JAWORSKI

STARTING QUARTERBACK RECORDS (SINCE 1956)

2024.....	Jalen Hurts	1-1	1999.....	Doug Pederson.....	2-7	1976.....	Mike Boryla.....	3-7
2023.....	Jalen Hurts	11-6		Donovan McNabb	2-4		Roman Gabriel.....	1-3
2022.....	Jalen Hurts	14-1		Koy Detmer.....	1-0	1975.....	Roman Gabriel.....	2-7
	Gardner Minshew	0-2	1998.....	Bobby Hoying.....	1-6		Mike Boryla.....	2-3
2021.....	Jalen Hurts	8-7		Koy Detmer.....	1-4	1974.....	Roman Gabriel.....	4-7
	Gardner Minshew	1-1		Rodney Peete.....	1-3		Mike Boryla.....	3-0
2020.....	Carson Wentz	3-8-1	1997.....	Ty Detmer.....	2-5	1973.....	Roman Gabriel.....	5-8-1
	Jalen Hurts	1-3		Bobby Hoying.....	2-3-1	1972.....	John Reaves	0-7
2019.....	Carson Wentz	9-7		Rodney Peete.....	2-1		Pete Liske.....	2-4-1
2018.....	Carson Wentz	5-6	1996.....	Ty Detmer.....	7-4	1971.....	Pete Liske.....	5-5
	Nick Foles	4-1		Rodney Peete.....	3-2		Rick Arrington.....	1-2-1
2017.....	Carson Wentz	11-2	1995.....	Rodney Peete.....	9-3	1970.....	Norm Snead.....	3-9-1
	Nick Foles	2-1		Randall Cunningham.....	1-3		Rick Arrington.....	0-1
2016.....	Carson Wentz	7-9	1994.....	Randall Cunningham.....	7-7	1969.....	Norm Snead.....	4-8-1
2015.....	Sam Bradford	7-7		Bubby Brister.....	0-2		George Mira.....	0-1
	Mark Sanchez.....	0-2	1993.....	Bubby Brister.....	4-4	1968.....	Norm Snead.....	2-9
2014.....	Nick Foles	6-2		Randall Cunningham.....	4-0		King Hill	0-2
	Mark Sanchez.....	4-4		Ken O'Brien.....	0-4		John Huarte.....	0-1
2013.....	Michael Vick.....	2-4	1992.....	Randall Cunningham.....	10-5	1967.....	Norm Snead.....	6-7-1
	Nick Foles	8-2		Jim McMahon.....	1-0	1966.....	Norm Snead.....	5-5
2012.....	Michael Vick.....	3-7	1991.....	Jim McMahon.....	8-3		King Hill	2-0
	Nick Foles	1-5		Randall Cunningham.....	1-0		Jack Concannon	2-0
2011.....	Michael Vick.....	7-6		Jeff Kemp	1-1	1965.....	Norm Snead.....	4-5
	Vince Young.....	1-2		Brad Goebel.....	0-2		King Hill	1-4
2010.....	Michael Vick.....	8-3	1990.....	Randall Cunningham.....	10-6	1964.....	Norm Snead.....	4-6
	Kevin Kolb	2-3	1989.....	Randall Cunningham.....	11-5		King Hill.....	1-1
2009.....	Donovan McNabb	10-4	1988.....	Randall Cunningham.....	10-6		Jack Concannon	1-1
	Kevin Kolb	1-1	1987.....	Randall Cunningham.....	7-5	1963.....	Sonny Jurgensen	2-6-1
2008.....	Donovan McNabb.....	9-6-1		Scott Tinsley.....	0-3		King Hill.....	0-4-1
2007.....	Donovan McNabb.....	8-6	1986.....	Ron Jaworski.....	3-6	1962.....	Sonny Jurgensen	3-9-1
	A.J. Feeley.....	0-2		Randall Cunningham.....	1-3-1		King Hill.....	0-1
2006.....	Donovan McNabb.....	5-5		Matt Cavanaugh	1-1	1961.....	Sonny Jurgensen	10-4
	Jeff Garcia.....	5-1	1985.....	Ron Jaworski.....	6-6	1960.....	Norm Van Brocklin	10-2
2005.....	Donovan McNabb.....	4-5		Randall Cunningham.....	1-3	1959.....	Norm Van Brocklin	7-5
	Mike McMahon.....	2-5	1984.....	Ron Jaworski.....	5-7-1	1958.....	Norm Van Brocklin	2-9-1
2004.....	Donovan McNabb.....	13-2		Joe Pisarcik.....	1-2	1957.....	Bobby Thomason.....	2-5
	Koy Detmer.....	0-1	1983.....	Ron Jaworski.....	5-11		Sonny Jurgensen	2-3
2003.....	Donovan McNabb.....	12-4	1982.....	Ron Jaworski.....	3-6	1956.....	Bobby Thomason.....	3-5-1
2002.....	Donovan McNabb.....	7-3	1981.....	Ron Jaworski.....	10-6		Adrian Burk.....	0-3
	A.J. Feeley.....	4-1	1980.....	Ron Jaworski.....	12-4			
	Koy Detmer.....	1-0	1979.....	Ron Jaworski.....	11-5			
2001.....	Donovan McNabb.....	11-5	1978.....	Ron Jaworski.....	9-7			
2000.....	Donovan McNabb.....	11-5	1977.....	Ron Jaworski.....	5-9			



PASSING

ATTEMPTS

1. Carson Wentz (2016).....607
2. Nick Foles (2012).....265
3. John Reaves (1972).....224
4. Donovan McNabb (1999).....216
5. Davey O'Brien (1939).....201
6. **Jalen Hurts (2020).....148**
7. Mike Boryla (1974).....102
8. Foster Watkins (1940).....85
9. Randall Cunningham (1985).....81
- 10t. Rick Arrington (1970).....73
- Red Kirkman (1933).....73

COMPLETIONS

1. Carson Wentz (2016).....379
2. Nick Foles (2012).....161
3. John Reaves (1972).....108
4. Donovan McNabb (1999).....106
5. Davey O'Brien (1939).....99
6. **Jalen Hurts (2020).....77**
7. Mike Boryla (1974).....60
8. Rick Arrington (1970).....37
9. Randall Cunningham (1985).....34
10. Sonny Jurgensen (1957).....33

PASSING YARDS

1. Carson Wentz (2016).....3,782
2. Nick Foles (2012).....1,699
3. John Reaves (1972).....1,508
4. Davey O'Brien (1939).....1,324
5. **Jalen Hurts (2020).....1,061**
6. Donovan McNabb (1999).....948
7. Mike Boryla (1974).....580
8. Foster Watkins (1940).....565
9. Randall Cunningham (1985).....548
10. Sonny Jurgensen (1957).....470

TOUCHDOWNS

1. Carson Wentz (2016).....16
2. Donovan McNabb (1999).....8
3. John Reaves (1972).....7
- 4t. **Jalen Hurts (2020).....6**
- Nick Foles (2012).....6
- Davey O'Brien (1939).....6
- 7t. Mike Boryla (1974).....5
- Sonny Jurgensen (1957).....5

COMPLETION PERCENTAGE

1. Carson Wentz (2016).....62.4
2. Nick Foles (2012).....60.8
3. Mike Boryla (1974).....58.8
4. **Jalen Hurts (2020).....52.0**
5. Davey O'Brien (1939).....49.3

(min. 75 attempts)

PASSER RATING

1. Carson Wentz (2016).....79.3
2. Nick Foles (2012).....79.1
3. Mike Boryla (1974).....78.9
4. **Jalen Hurts (2020).....77.6**
5. Donovan McNabb (1999).....60.1

(min. 75 attempts)

RUSHING

ATTEMPTS

1. Po James (FB) (1972).....182
2. Miles Sanders (2019).....179
3. Keith Byars (FB) (1986).....177
4. Lee Bouggess (FB) (1970).....159
5. LeSean McCoy (2009).....155
6. Billy Barnes (1957).....143
7. James Joseph (1991).....135
8. Correll Buckhalter (2001).....129
9. Clarence Peaks (1957).....125
10. Mike Hogan (1976).....123

RUSHING YARDS

1. Miles Sanders (2019).....818
2. LeSean McCoy (2009).....637
3. Correll Buckhalter (2001).....586
4. Keith Byars (FB) (1986).....577
5. Po James (FB) (1972).....565
6. Bryce Brown (2012).....564
7. Mike Hogan (FB) (1976).....561
8. Billy Barnes (1957).....529
9. Josh Adams (2018).....511
10. Clarence Peaks (1957).....495

TOUCHDOWNS

- 1t. **Kenneth Gainwell (2021).....5**
- Don Johnson (1953).....5
- Steve Van Buren (1944).....5
- 4t. Corey Clement (2017).....4
- Bryce Brown (2012).....4
- LeSean McCoy (2009).....4
- Ken Keller (1956).....4
- Mel Bleeker (1944).....4
- Jim Castiglia (FB) (1941).....4

RECEIVING

RECEPTIONS

1. Keith Jackson (TE) (1988).....81
2. Jordan Matthews (2014).....67
3. **DeVonta Smith (2021).....64**
4. DeSean Jackson (2008).....62
5. Don Looney (E) (1940).....58
6. Jeremy Maclin (2009).....56
7. Charle Young (TE) (1973).....55
- 8t. Miles Sanders (RB) (2019).....50
- Lee Bouggess (RB) (1970).....50
10. Reggie Brown (2005).....43

RECEIVING YARDS

1. **DeVonta Smith (2021).....916**
2. DeSean Jackson (2008).....912
3. Jordan Matthews (2014).....872
4. Keith Jackson (TE) (1988).....869
5. Charle Young (TE) (1973).....854
6. Jeremy Maclin (2009).....773
7. Fred Barnett (1990).....721
8. Don Looney (E) (1940).....707
9. Calvin Williams (1990).....602
10. Reggie Brown (2005).....571

TOUCHDOWNS

1. Calvin Williams (1990).....9
- 2t. Jordan Matthews (2014).....8
- Fred Barnett (1990).....8
- Bobby Walston (E) (1951).....8
5. Pete Pihos (E) (1947).....7
- 6t. Keith Jackson (TE) (1988).....6
- Charle Young (TE) (1973).....6
- 8t. **DeVonta Smith (2021).....5**
- Hal Giancanelli (B) (1953).....5

TOTAL OFFENSE

SCRIMMAGE YARDS

1. Miles Sanders (RB) (2019).....1,327
2. DeSean Jackson (WR) (2008).....1,008
3. LeSean McCoy (RB) (2009).....945
4. **DeVonta Smith (WR) (2021).....916**
5. Charle Young (TE) (1973).....878
6. Jordan Matthews (WR) (2014).....872
7. Keith Jackson (TE) (1988).....869
8. Lee Bouggess (RB) (1970).....802
9. Jeremy Maclin (WR) (2009).....766
10. Billy Barnes (RB) (1957).....741

TOUCHDOWNS

1. Calvin Williams (WR) (1990).....9
- 2t. Jordan Matthews (WR) (2014).....8
- Fred Barnett (WR) (1990).....8
- Bobby Walston (E) (1951).....8
- Pete Pihos (E) (1947).....8
- Mel Bleeker (RB) (1944).....8
- 7t. Charle Young (TE) (1973).....7
- Don Johnson (RB) (1953).....7
- Steve Van Buren (RB) (1944).....7
- 10t. **Kenneth Gainwell (RB) (2021).....6**
- Miles Sanders (RB) (2019).....6
- Corey Clement (RB) (2017).....6
- Keith Jackson (TE) (1988).....6
- Hal Giancanelli (B) (1953).....6



DEVONTA SMITH



SACKS

SACKS (SINCE 1982)

1.	Corey Simon (DT) (2000)	9.5
2t.	Jalen Carter (DE) (2023)	6.0
	Derrick Burgess (DE) (2001)	6.0
4t.	Fletcher Cox (DT) (2012)	5.5
	Mike Mamula (DE) (1995)	5.5
	Derek Barnett (DE) (2017)	5.0
	Trent Cole (DE) (2005)	5.0
8.	Jerome Brown (DT) (1987)	4.0
9.	Mike Patterson (DT) (2005)	3.5
10.	Brandon Graham (DE) (2010)	3.0

INTERCEPTIONS

INTERCEPTIONS (SINCE 1940)

1t.	Tom Brookshier (DB) (1953)	8
	Ed "Bibbles" Bawel (B) (1952)	8
3.	Herman Edwards (DB) (1977)	6
4t.	Eric Allen (DB) (1988)	5
	Randy Logan (S) (1973)	5
	Jerry Norton (DB) (1954)	5
	Steve Van Buren (B) (1944)	5
8t.	Roynell Young (CB) (1980)	4
	Brenard Wilson (S) (1979)	4

KICKING

POINTS

1.	Cody Parkey (2014)	150
2.	Alex Henery (2011)	118
3.	Paul McFadden (1984)	116
4.	Jake Elliott (2017)	110
5.	Tony Franklin (1979)	105

FIELD GOALS

1.	Cody Parkey (2014)	32
2.	Paul McFadden (1984)	30
3.	Jake Elliott (2017)	26
4.	Alex Henery (2011)	24
5.	Tony Franklin (1979)	23

FIELD GOAL ATTEMPTS

1.	Paul McFadden (1984)	37
2.	Cody Parkey (2014)	36
3t.	Jake Elliott (2017)	31
	Tony Franklin (1979)	31
5.	Alex Henery (2011)	27

FIELD GOAL PERCENTAGE

1t.	Cody Parkey (2014)	88.9
	Alex Henery (2011)	88.9
3.	Jake Elliott (2017)	83.7
4.	Paul McFadden (1984)	81.1
5.	Tony Franklin (1979)	74.2

(min. 16 FG attempts)

PUNTING

PUNTS

1.	John Teltschik (1986)	108
2.	Tom Hutton (1995)	85
3.	Merritt Kersey (1974)	82
4t.	Max Runager (1979)	74
	Bill Bradley (1969)	74

PUNTING YARDS

1.	John Teltschik (1986)	4,493
2.	Tom Hutton (1995)	3,682
3.	Sav Rocca (2007)	3,066
4.	Merritt Kersey (1974)	2,959
5.	Bill Bradley (1969)	2,942

GROSS AVERAGE

1.	Tom Hutton (1995)	43.32]
2.	Chas Henry (2011)	42.88
3.	Sav Rocca (2007)	42.00
4.	John Teltschik (1986)	41.60
5.	Bill Bradley (1969)	39.76

(min. 2.5 punts/game)

KICKOFF RETURNS

KICKOFF RETURNS

1.	Quintin Demps (2008)	52
2.	Herman Hunter (1985)	48
3.	Duce Staley (1997)	47
4.	Brandon Boykin (2012)	45
5.	Allen Rossum (1998)	44
6.	J.R. Reed (2004)	33
7t.	Jorrick Calvin (2010)	32
	Billy Walik (1970)	32
9.	Dion Lewis (2011)	31
10t.	Ted Dean (1960)	26
	Al Nelson (1965)	26

KICKOFF RETURN YARDS

1.	Quintin Demps (2008)	1,314
2.	Duce Staley (1997)	1,139
3.	Allen Rossum (1998)	1,080
4.	Herman Hunter (1985)	1,047
5.	Brandon Boykin (2012)	1,037
6.	Billy Walik (1970)	805
7.	J.R. Reed (2004)	761
8.	Jorrick Calvin (2010)	692
9.	Al Nelson (1965)	683
10.	Dion Lewis (2011)	669

KICKOFF RETURN AVERAGE (SINCE 1941)

1.	Josh Huff (2014)	29.6
2.	Tommy McDonald (1957)	27.6
3.	Israel Lang (1964)	27.1
4.	Art Powell (1959)	27.1
5.	Don Stevens (1952)	27.1
6.	Wilbert Montgomery (1977)	26.9
7.	Al Nelson (1965)	26.3
8.	Quintin Demps (2008)	25.3
9.	Billy Walik (1970)	25.2
10.	Allen Rossum (1998)	24.6

(min. 10 returns)

PUNT RETURNS

PUNT RETURNS

1.	DeSean Jackson (2008)	50
2.	Evan Cooper (1984)	40
3.	Ed "Bibbles" Bawel (1952)	34
4.	Bill Bradley (1969)	28
5t.	Damaris Johnson (2012)	26
	Tommy McDonald (1957)	26
7.	Allen Rossum (1998)	22
8.	Jerry Norton (1954)	21
9t.	Bobby Morse (1987)	20
	Billy Walik (1970)	20

PUNT RETURN YARDS

1.	DeSean Jackson (2008)	440
2.	Damaris Johnson (2012)	291
3.	Ed "Bibbles" Bawel (1952)	261
4.	Evan Cooper (1984)	250
5.	Steve Van Buren (1944)	230
6.	Dexter Wynn (2004)	194
7.	Allen Rossum (1998)	187
8.	Ernie Steele (1942)	184
9.	Bill Bradley (1969)	181
10.	Don Stevens (1952)	172

PUNT RETURN AVERAGE (SINCE 1941)

1.	Pat McHugh (1947)	15.7
2.	Steve Van Buren (1944)	15.3
3.	Damaris Johnson (2012)	11.2
4.	Dexter Wynn (2004)	10.8
5.	Don Stevens (1952)	10.8
6.	Jorrick Calvin (2010)	10.4
7t.	Ken Keller (1956)	9.7
	Bosh Pritchard (1942)	9.7
9.	DeSean Jackson (2008)	8.8
10.	Allen Rossum (1998)	8.5

(min. 10 returns)



COREY SIMON



PASSING YARDS

Rk	Player	Yds
1.	Nick Foles (12/9/2012 at Buccaneers)	381
2.	Carson Wentz (11/6/2016 at Giants)	364
3.	Nick Foles (12/23/2012 vs. Washington)	345
4.	Jalen Hurts (12/27/2020 at Cowboys)	342
5.	Jalen Hurts (12/20/2020 at Cardinals)	338
6.	Carson Wentz (12/11/2016 vs. Washington)	314
7.	Carson Wentz (12/4/2016 at Bengals)	308
8.	Carson Wentz (9/25/2016 vs. Steelers)	301

COMPLETIONS

Rk	Player	Cmp
1.	Carson Wentz (12/4/2016 at Bengals)	36
2t.	Carson Wentz (12/11/2016 vs. Washington)	32
	Carson Wentz (10/30/2016 at Cowboys)	32
	Nick Foles (12/23/2012 vs. Washington)	32
	Nick Foles (12/9/2012 at Buccaneers)	32

PASSING TOUCHDOWNS

Rk	Player	TD
1t.	Jalen Hurts (12/20/2020 at Cardinals)	3
	Donovan McNabb (1/2/2000 vs. Rams)	3
	Sonny Jurgensen (11/24/1957 vs. Washington)	3

RUSHING YARDS

Rk	Player	Yds
1.	Bryce Brown (11/26/12 vs. Panthers)	178
2.	Bryce Brown (12/2/12 at Cowboys)	169
3.	Correll Buckhalter (10/7/01 vs. Cardinals)	134
4.	Steve Van Buren (11/5/44 at Brooklyn Tigers)	129
5.	Keith Byars (12/7/86 vs. Cardinals)	127
6t.	Miles Sanders (12/15/19 at Washington)	122
	Charlie Garner (10/9/94 vs. Washington)	122
8.	Don Johnson (11/29/53 at Giants)	121
9.	Ryan Moats (12/11/05 vs. Giants)	114
10.	Charlie Garner (10/2/94 at 49ers)	111

RECEIVING YARDS

Rk	Player	Yds
1.	Don Looney (12/1/40 at Washington)	180
2.	Hank Baskett (12/31/06 vs. Falcons)	177
3.	Jeremy Maclin (1/9/10 at Cowboys) (NFC WC)	146
4t.	Jeremy Maclin (10/11/09 vs. Buccaneers)	142
	Keith Jackson (12/31/88 at Bears) (NFC D)	142
6.	Jordan Matthews (11/10/14 vs. Panthers)	138
7.	Don Looney (9/22/40 at Cleveland Rams)	129
8.	Clyde Scott (11/13/49 at Washington)	127
9.	DeVonta Smith (10/3/21 vs. Chiefs)	122
10.	Herman Hunter (10/13/85 vs. L.A. Rams)	120
11.	Fred Meyer (11/1/42 at Washington)	119
12.	Bobby Walston (10/21/51 at Giants)	118
13.	DeVonta Smith (11/7/21 vs. Chargers)	116
14.	Don Looney (9/15/40 at Packers)	115

LONGEST RUSHING TOUCHDOWN

Rk	Player	Yds
1.	Herman Hunter (11/24/1985 at Cowboys)	74t
2.	John Brewer (10/4/1952 vs. Giants)	71t
3t.	Steve Van Buren (11/5/1944 at Brooklyn Tigers)	70t
	John Kusko (11/22/1936 vs. Bears)	70t
5t.	LeSean McCoy (11/1/2009 vs. Giants)	66t
	Don Johnson (11/15/1953 vs. Colts)	66t
7t.	Miles Sanders (10/27/19 at Bills)	65t
	Bryce Brown (12/26/2012 vs. Panthers)	65t
9.	Don Johnson (11/29/1953 at Giants)	63t
10.	Ryan Moats (12/18/2005 at Rams)	59t

LONGEST RECEIVING TOUCHDOWN

Rk	Player	Yds
1.	Fred Barnett (12/2/1990 at Bills)	95t
2.	Hank Baskett (12/31/2006 vs. Falcons)	89t
3.	Hank Baskett (10/8/2006 vs. Cowboys)	87t
4.	Kenny Jackson (10/21/1984 vs. Giants)	83t
5.	Charle Young (11/18/1973 at Cowboys)	80t
6.	Mel Bleeker (10/22/1944 vs. Boston Yanks)	75t
7.	Glen Young (11/6/1983 vs. Cowboys)	71t
8.	Clyde Scott (11/13/1949 at Washington)	70t

LONGEST KICKOFF RETURN

Rk	Player	Yds
1.	Josh Huff (11/23/14 vs. Titans)	107t
2.	Quintin Demps (11/23/08 at Ravens)	100t
3.	Wilbert Montgomery (12/11/77 vs. Giants)	99t
4t.	Steve Van Buren (11/12/44 vs. Giants)	97t
	Bosh Pritchard (11/1/42 at Washington)	97t
6.	Art Powell (10/4/59 vs. Giants)	95
7.	Andre Waters (11/18/84 vs. Washington)	89t
8.	Wendell Smallwood (10/16/16 at Washington)	86t
9.	Billy Walik (10/25/70 at Packers)	82
10.	Jim Castiglia (10/19/41 vs. Washington)	72

LONGEST PUNT RETURN

Rk	Player	Yds
1.	Damaris Johnson (12/2/12 at Cowboys)	98t
2.	Jalen Reagor (12/6/20 at Packers)	73t
3.	Clyde Scott (10/30/49 at Steelers)	70t
4.	Pat McHugh (11/23/47 at Boston Yanks)	69t
5.	DeSean Jackson (10/5/08 vs. Washington)	68t
6.	Bob Shann (12/19/65 vs. Lions)	63t
7.	Ernie Steele (10/11/42 at Giants)	62
8.	DeSean Jackson (9/7/08 vs. Rams)	60
9.	Art Powell (10/11/59 vs. Steelers)	58t
10.	Don Stevens (11/9/52 vs. Washington)	56t2



SCORING

MOST TOUCHDOWNS

- 5 James Stewart, Jaguars (10/12/97 at Jax.) (all rushing)
- 4 8x, last: Chase Claypool, Steelers (10/11/20 at Pit.)

MOST FIELD GOALS

- 5 7x, last: Josh Brown, Giants (10/27/13 at Phi., 5 att)

LONGEST FIELD GOAL

- 63 Brett Maher, Cowboys (10/20/19 at Dal.)
- 62 Brett Maher, Cowboys (12/9/18 at Dal.)
- 62 Matt Bryant, Buccaneers (10/22/06 at TB)
- 61 Joey Slye, Commanders (10/29/23 at Was.)
- 60 Brandon Aubrey, Cowboys (12/10/23 at Dal.)
- 59 Greg Zuerlein, Cowboys (11/1/20 vs. Dal.)

PASSING

MOST ATTEMPTS

- 63 Eli Manning, Giants (12/22/16 at Phi.)
- 58 Ryan Fitzpatrick, Jets (9/27/15 at NYJ)
- 57 Eli Manning, Giants (12/17/17 at NYG)
- 56 Tom Brady, Patriots (12/6/15 at NE)
- 56 Fran Tarkenton, Vikings (12/3/78 at Min.)

MOST COMPLETIONS

- 42 Dak Prescott, Cowboys (12/9/18 at Dal.)
- 39, Sam Howell, Commanders (10/29/23 at Was.)
- 38 Eli Manning, Giants (12/22/16 at Phi.)
- 37 Eli Manning, Giants (12/17/17 at NYG)
- 37 Daunte Culpepper, Vikings (9/20/04 at Phi.)

MOST PASSING YARDS

- 455 Dak Prescott (12/9/18 at Dal.)
- 446 Jon Kitna, Lions (9/23/07 at Phi.)
- 434 Eli Manning, Giants (12/17/17 at NYG)
- 429 Eli Manning, Giants (9/28/14 at NYG)
- 428 Joe Montana, 49ers (9/24/89 at Phi.)

MOST TOUCHDOWNS

- 5 12x, last: Dak Prescott, Cowboys (1/8/22 vs. Dal.)

LONGEST PASSING PLAY

- 96 Bill Kilmer to Walter Roberts, Saints (11/19/67 at Phi.)
- 93t Neil Lomax to Ernie Jones, Cardinals (12/10/88 at Pho.)
- 91t Jon Kitna to Roy Williams, Lions (9/23/07 at Phi.)
- 90t Seneca Wallace to Koren Robinson (11/2/08 at Sea.)
- 90t Virgil Carter to Speedy Thomas, Bengals (9/19/71 at Cin.)

RUSHING

MOST ATTEMPTS

- 43 Butch Woolfolk, Giants (11/20/83 at Phi.)

MOST RUSHING YARDS

- 237 Emmitt Smith, Cowboys (10/31/93 at Phi.) 30 att.
- 237 Jim Brown, Browns (11/19/61 at Cle.) 34 att.
- 235 Doug Martin, Buccaneers (11/22/15 vs. TB) 27 att.
- 223 Jim Brown, Browns (11/3/63 at Phi.) 28 att.
- 221 Gerald Riggs, Washington (9/17/89 at Was.) 29 att.

MOST TOUCHDOWNS

- 5 James Stewart, Jaguars (10/12/97 at Jax.)
- 4 3x, last: Joseph Addai, Colts (11/26/06 at Ind.)

LONGEST RUN FROM SCRIMMAGE

- 90t Adrian Peterson, Washington (12/3/18 at Phi.)
- 87t John Henry Johnson, Steelers (12/11/60 at Pit.)
- 85t Reggie Brooks, Washington (9/19/93 at Phi.)
- 84t Herschel Walker, Cowboys (12/14/86 at Dal.)
- 84 Doug Martin, Buccaneers (11/22/15 at Phi.)

RECEIVING

MOST RECEPTIONS

- 15 George Kittle, 49ers (10/4/20 at SF)
- 13 Wes Welker, Patriots (11/25/07 at NE)
- 13 Terrell Owens, 49ers (11/25/02 at SF)

MOST RECEIVING YARDS

- 225 Kenny Britt, Titans (10/24/10 at Ten.) 7 rec.
- 217 Amari Cooper, Cowboys (12/9/18 at Dal.) 10 rec.
- 213 Tony Hill, Cowboys (11/12/79 at Dal.) 7 rec.
- 212 Hugh Taylor, Washington (9/28/47 at Phi.) 8 rec.
- 204 Roy Williams, Lions (9/23/07 at Phi.) 9 rec.

MOST TOUCHDOWNS

- 3 22x, last: Tyreek Hill, Chiefs (10/3/21 vs. KC)

INTERCEPTIONS

MOST INTERCEPTIONS

- 3 14x, last: Lofa Tatupu, Seahawks (12/2/07 at Phi.)

LONGEST INTERCEPTION RETURN

- 107t Ed Reed, Ravens (11/23/08 at Bal.)
- 100t Mike Gaechter, Cowboys (10/14/62 at Dal.)
- 99t Patrick Robinson, Saints (11/5/12 at NO)
- 98 Brandon McDonald (12/15/08 vs. Cle.)
- 97t Darren Sharper, Saints (9/20/09 at Phi.)

MISCELLANEOUS

MOST PUNTS

- 14 Sammy Baugh, Washington (11/5/39 at Was.)

LONGEST PUNT

- 85 Sammy Baugh, Washington (12/1/40 at Was.)

LONGEST KICKOFF RETURN

- 105t Trindon Holliday, Broncos (9/29/13 at Den.)
- 104t Buddy Young, Colts (11/15/53 at Phi.)
- 103t George Hoey, Cardinals (11/21/71 at StL)
- 102t Larry Jones, Washington (11/24/74 at Was.)
- 101t Wallace Francis, Bills (10/7/73 at Buf.)
- 101t Amos March, Cowboys (10/14/62 at Dal.)

LONGEST PUNT RETURN

- 90t Adam Jones, Titans (11/19/06 at Phi.)
- 90t Jacquez Green, Washington (9/16/02 at Was.)
- 88t Andre Coleman, Chargers (9/17/95 at Phi.)
- 88t George Grosvenor, Cardinals (11/8/36 at Chi.)
- 87t Ted Ginn Jr., Dolphins (11/18/07 at Phi.)

LONGEST FUMBLE RETURN

- 93t James Sanders, Cardinals (9/23/12 at Arz.)
- 74t Bull Karcis, Giants (10/16/38 at NYG)
- 69t DeMarcus Ware, Cowboys (10/8/06 at Phi.)
- 65t Willie Teal, Vikings (12/1/85 at Phi.)
- 64t Linval Joseph, Vikings (10/7/18 at Phi.)

LONGEST RETURN WITH INTERCEPTED LATERAL

- 93t Dick Poillon, Washington (11/21/48 at Phi.)



Best Season, Win Percentage

1949 Won 11, Lost 1 (.917)

Best Season, Win Total

2022 14 wins, 3 losses

Worst Season

1936 Won 1, Lost 11 (.083)

Longest Winning Streak

- 9 (9/24/17 - 11/26/17)
- 9 (10/19/03 - 12/15/03)
- 9 (9/30/60 - 12/4/60)

Longest Home Winning Streak

13 (12/14/47 - 12/11/49)

Longest Home Losing Streak

10 (10/14/12 - 10/27/13)

Longest Road Winning Streak

- 9 (10/19/03 - 10/24/04)
- 9 (11/12/00 - 12/16/01)

Longest Road Losing Streak

- 12 (12/14/97 - 10/3/99)
- 12 (10/15/39 - 12/1/40)

Longest Losing Streak

14 (9/20/36 - 9/21/37)

Consecutive Wins - Start of Season

8 in 2022

Consecutive Wins - End of Season

8 in 1949 (Reg. Season)

Consecutive Losses - Start of Season

11 in 1968

Consecutive Losses - End of Season

11 in 1936

Total Shutouts by Eagles

37 last at Was., 12/30/18

Most Shutouts in a Season

4 in 1934 and 1948

Consecutive Games Scored Points

120 (11/18/62 - 10/3/71)

Consecutive Games Scored TD

92 (10/2/77 - 10/16/83)

Largest Comeback Victory

- 28-24 vs. Chicago Cardinals at Metropolitan Stadium, October 25, 1959 (came back from 24-0 deficit in 3rd qtr.)
- 28-24 vs. Washington at Griffith Stadium, October 27, 1946 (came back from 24-0 deficit at halftime)

Largest Comeback vs. Eagles

- 23-28 vs. Minnesota Vikings at Veterans Stadium, December 1, 1985 (came back from 23-0 deficit in 4th qtr.)

SCORING

MOST POINTS SCORED

- 477 (2022, 17 games)
- 474 (2014, 16 games)
- 457 (2017, 16 games)
- 444 (2021, 17 games)
- 442 (2013, 16 games)

FEWEST SCORED

- 51 (1936, 12 games)
- 60 (1935, 11 games)
- 77 (1933, 9 games)

MOST ALLOWED

- 444 (2012, 16 games)
- 430 (2015, 16 games)
- 428 (2023, 17 games)
- 418 (2020, 16 games)
- 409 (1967, 14 games)

FEWEST ALLOWED

- 85 (1934, 11 games)
- 131 (1944, 10 games)
- 133 (1945, 10 games)

TOUCHDOWNS

MOST SCORED

- 59 (2022, 17 games)
- 54 (2014, 16 games)
- 53 (2017, 16 games)
- 53 (2013, 16 games)
- 50 (2021, 17 games)

FEWEST SCORED

6 (1936, 12 games)

MOST ALLOWED

- 52 (2012, 16 games)
- 52 (1967, 14 games)
- 51 (2023, 17 games)
- 50 (2015, 16 games)
- 48 (2020, 16 games)
- 48 (2014, 16 games)

FEWEST ALLOWED

- 10 (1934, 11 games)
- 17 (1950, 12 games)
- 17 (1949, 12 games)
- 18 (1945, 10 games)

MOST BY RUSHING

- 32 (2022, 17 games)
- 26 (1945, 10 games)
- 25 (2021, 17 games)
- 25 (1949, 12 games)
- 23 (2003, 16 games)

MOST BY PASSING

- 38 (2017, 16 games)
- 34 (1990, 16 games)
- 34 (1961, 14 games)
- 33 (1954, 12 games)

KICKING

MOST FIELD GOALS MADE

- 35 (2016, 16 games)
- 33 (2008, 16 games)
- 32 (2014, 16 games)
- 32 (2010, 16 games)
- 32 (2009, 16 games)

MOST PATS MADE

- 54 (2014, 16 games)
- 51 (2022, 17 games)
- 50 (1948, 12 games)
- 48 (2006, 16 games)
- 48 (1980, 16 games)

TOTAL NET YARDS

MOST GAINED

- 6,676 (2013, 16 games)
- 6,614 (2022, 17 games)
- 6,386 (2011, 16 games)
- 6,348 (2014, 16 games)
- 6,230 (2010, 16 games)

PASSING

MOST ATTEMPTS

- 623 (2015, 16 games)
- 621 (2014, 16 games)
- 620 (2005, 16 games)
- 618 (2012, 16 games)
- 613 (2019, 16 games)

MOST COMPLETIONS

- 422 (2018, 16 games)
- 405 (2015, 16 games)
- 391 (2019, 16 games)
- 384 (2014, 16 games)
- 380 (2016, 16 games)

MOST YARDS GAINED (GROSS)

- 4,581 (2014, 16 games)
- 4,524 (2018, 16 games)
- 4,406 (2013, 16 games)
- 4,380 (2009, 16 games)
- 4,364 (2022, 17 games)

RUSHING

MOST ATTEMPTS

- 632 (1949, 12 games)
- 587 (1978, 16 games)
- 581 (1950, 12 games)

MOST YARDS GAINED

- 2,715 (2021, 17 games)
- 2,607 (1949, 12 games)
- 2,566 (2013, 16 games)
- 2,556 (1990, 16 games)
- 2,509 (2022, 17 games)
- 2,509 (1981, 16 games)

FIRST DOWNS

MOST FIRST DOWNS

- 385 (2022, 17 games)
- 377 (2023, 17 games)
- 356 (2014, 16 games)
- 356 (2011, 16 games)
- 355 (2013, 16 games)

MOST BY RUSHING

- 163 (2021, 17 games)
- 161 (2022, 17 games)
- 157 (1981, 16 games)
- 149 (2023, 17 games)
- 143 (1978, 16 games)
- 143 (1949, 12 games)

MOST BY PASSING

- 221 (2018, 16 games)
- 218 (2014, 16 games)
- 215 (2019, 16 games)
- 204 (2008, 16 games)
- 203 (1997, 16 games)

MOST BY PENALTY

- 45 (2020, 16 games)
- 41 (2003, 16 games)
- 37 (2017, 16 games)
- 36 (2015, 16 games)
- 35 (2019, 16 games)

SACKS

MOST SACKS MADE

- 70 (2022, 17 games)
- 62 (1989, 16 games)
- 60 (1984, 16 games)
- 57 (1987, 15 games)
- 56 (2002, 16 games)
- 55 (1992, 16 games)
- 55 (1991, 16 games)

MOST SACKS ALLOWED

- 104 (1986, 16 games)
- 72 (1987, 15 games)
- 65 (2020, 16 games)
- 64 (1997, 16 games)
- 64 (1992, 16 games)

FEWEST SACKS ALLOWED

- 22 (1981, 16 games)
- 23 (2008, 16 games)
- 23 (1970, 14 games)
- 26 (1971, 14 games)
- 26 (1968, 14 games)

INTERCEPTIONS

MOST THROWN

- 36 (1936, 12 games)
- 34 (1933, 9 games)
- 31 (1963, 14 games)
- 31 (1962, 14 games)
- 31 (1953, 12 games)

MOST INTERCEPTED

- 33 (1944, 10 games)
- 32 (1988, 16 games)
- 31 (1950, 12 games)
- 30 (1960, 12 games)
- 30 (1989, 16 games)

FUMBLES

OPP. FUMBLES RECOVERED

- 27 (1987, 15 games)
- 26 (1989, 16 games)
- 25 (1971, 14 games)
- 22 (1991, 16 games)
- 22 (2002, 16 games)
- 22 (1954, 12 games)

PENALTIES

MOST PENALTIES

- 138 (1994, 16 games)
- 134 (2005, 16 games)
- 129 (2010, 16 games)
- 124 (2004, 16 games)
- 120 (1990, 16 games)

MOST YARDS PENALIZED

- 1,130 (2005, 16 games)
- 1,107 (1994, 16 games)
- 1,101 (2010, 16 games)
- 995 (2014, 16 games)
- 983 (2006, 16 games)

**SCORING****MOST SCORED**

- 64 vs. Cincinnati Reds, 11/6/34
- 59 at Washington, 11/15/10
- 56 vs. Detroit Lions, 9/23/07
- 56 at Chicago Cardinals, 10/25/53
- 56 vs. Los Angeles Rams, 10/7/50

MOST ALLOWED

- 62 at Giants, 11/26/72
- 56 at Cowboys, 10/9/66
- 56 at Giants, 10/15/33

MOST, BOTH TEAMS

- 87 Eagles 59, Washington 28, (at Was.) 11/15/10
- 87 Eagles 45, Washington 42, (at Phil.) 9/28/47
- 86 Eagles, 44, Bengals 42, (at Phil.) 11/30/97

FEWEST, BOTH TEAMS

- 0 Eagles 0, Brooklyn Dodgers 0, (at Phil.), 10/1/39

MOST, BOTH TEAMS — ONE QUARTER

- 47 Eagles 20, Cardinals 27, (at StL), 12/13/64

MOST SCORED IN 1ST QUARTER

- 28 at Washington, 11/15/10
- 27 at Steelers, 12/12/65
- 26 vs. Cincinnati Reds, 11/6/34
- 24 at Falcons, 10/8/67

MOST ALLOWED IN 1ST QUARTER

- 28 at Broncos, 10/4/98
- 28 at Cowboys, 10/19/69
- 24 at Bills, 12/2/90
- 21 8x, last: at Broncos, 9/29/13

MOST SCORED BOTH TEAMS IN 1ST QUARTER

- 35 at Saints, 12/23/07, (E-21, NO-14)
- 35 at Cowboys, 10/19/69, (E-7, C-28)
- 28 4x, last: at Washington, 11/15/10 (E-28, R-0)

MOST SCORED IN 2ND QUARTER

- 31 vs. Lions, 12/30/95
- 28 vs. Panthers, 9/13/09
- 28 vs. Packers, 12/5/04
- 28 at Cowboys, 11/15/04
- 28 vs. Saints, 11/19/67

MOST ALLOWED IN 2ND QUARTER

- 28 vs. Bears, 10/4/87
- 28 vs. St. Louis Cardinals, 10/18/70
- 28 vs. Packers, 11/11/62
- 28 at Bears, 10/17/43

MOST SCORED BOTH TEAMS IN 2ND QUARTER

- 47 at St. Louis Cardinals, 12/13/64, (E-20, C-27)
- 42 at Cowboys, 11/15/04, (E-28, D-14)
- 42 at Washington, 11/27/83, (E-21, W-21)
- 38 at St. Louis Cardinals, 12/16/62, (E-21, C-17)

MOST SCORED IN 1ST HALF

- 45 at Washington, 11/15/10
- 42 vs. Lions, 9/23/07
- 38 vs. Lions, 12/30/95
- 35 3x, last: vs. Packers, 12/5/04

MOST ALLOWED IN 1ST HALF

- 42 at Cowboys, 10/19/69
- 38 at Giants, 11/26/72
- 35 6x, last: at Giants, 12/30/12

MOST SCORED BOTH TEAMS IN 1ST HALF

- 63 vs. Lions, 9/23/07, (E-42, D-21)
- 59 at Washington, 11/15/10, (E-45, R-14)
- 59 at St. Louis Cardinals, 12/16/62, (E-28, C-31)
- 57 at St. Louis Cardinals, 12/13/64, (E-27, C-30)
- 54 at Cowboys, 9/15/08, (E-30, D-24)

MOST SCORED IN 3RD QUARTER

- 21 at Lions, 10/31/21
- 21 vs. Steelers, 9/25/16
- 21 at Raiders, 11/3/13
- 21 at Falcons, 9/18/11
- 21 vs. Washington, 11/12/90
- 21 vs. Patriots, 11/4/73
- 21 at Washington, 12/3/67
- 21 vs. Chi. Cardinals (at Minneapolis), 10/25/59
- 21 vs. NY Giants, 10/4/59
- 21 vs. Washington, 11/28/54
- 21 vs. NY Bulldogs, 11/20/49

MOST ALLOWED IN 3RD QUARTER

- 28 vs. Washington, 10/1/55
- 23 at Giants, 10/21/51

MOST SCORED BOTH TEAMS IN 3RD QUARTER

- 42 vs. Washington, 10/1/55, (E-14, R-28)
- 35 at Washington, 12/3/67, (E-21, R-14)
- 34 at Washington, 11/1/42, (E-14, R-20)

MOST SCORED IN 4TH QUARTER

- 28 at NY Giants, 12/19/10
- 28 vs. Lions, 12/8/13
- 26 at Saints, 1/3/93
- 24 vs. Baltimore Colts, 11/15/53
- 23 at 49ers, 10/12/08

MOST ALLOWED IN 4TH QUARTER

- 28 vs. 49ers, 9/24/89
- 28 vs. Vikings, 12/1/85
- 28 vs. Chicago Cardinals, 12/7/47
- 28 vs. Bears, 11/30/41

MOST SCORED BOTH TEAMS IN 4TH QUARTER

- 42 vs. Chicago Cardinals, 12/7/47, (E-14, C-28)
- 38 vs. 49ers, 9/24/89, (E-10, S-28)
- 37 vs. NY Giants, 9/27/17, (E-13, G-24)
- 37 at Arizona Cardinals, 11/24/96, (E-17, A-20)

MOST SCORED IN 2ND HALF

- 35 at NY Giants, 12/19/10
- 35 at St. Louis Cardinals, 11/8/81
- 34 vs. Jaguars, 9/7/14
- 34 vs. Lions, 12/8/13
- 32 3x, last: vs. Falcons, 10/1/00

MOST ALLOWED IN 2ND HALF

- 49 vs. Bears, 11/30/41
- 42 vs. Chicago Cardinals, 12/7/47
- 34 at Oakland Raiders, 10/17/71
- 31 7x, last: at Broncos 9/29/13

MOST SCORED BOTH TEAMS IN 2ND HALF

- 56 vs. Chicago Cardinals, 12/7/1947, (E-14, C-42)
- 52 at Vikings, 12/15/2013, (E-21, V-31)
- 52 vs. Washington, 10/1/1955, (E-21, R-31)
- 50 vs. Lions, 12/30/1995, (E-20, D-30)
- 49 vs. Bears, 11/30/1941, (E-0, B-49)
- 49 vs. Washington, 9/28/47, (E-21, R-28)

**MOST DECISIVE VICTORY**

- 64 Eagles 64, Cincinnati Reds 0, 11/6/34
- 45 3x, last: vs. Boston Yanks (E-45, Y-0), 11/14/48

MOST DECISIVE LOSS

- 56 Giants 56, Eagles 0, 10/15/33
- 52 Giants 62, Eagles 10, 11/26/72

TOUCHDOWNS**MOST SCORED**

- 10 vs. Cincinnati Reds, 11/6/34
- 8 at Washington, 11/15/10
- 8 vs. Lions, 9/23/07
- 8 at Cardinals, 10/25/53
- 8 vs. Rams, 10/7/50

MOST ALLOWED

- 8 3x, last: at Giants, 11/26/72

MOST SCORED BY RUSHING

- 5 at Cowboys, 10/22/61
- 5 vs. Washington, 10/23/49
- 5 at Washington, 10/17/48
- 5 vs. Boston Yanks, 12/9/45

MOST ALLOWED BY RUSHING

- 6 vs. Packers, 11/11/62

MOST BY PASSING

- 7 at Raiders, 11/3/13
- 7 at Washington, 10/17/54

MOST ALLOWED BY PASSING

- 5 14x, last: vs. Cowboys, 1/8/22

KICKING**MOST FIELD GOALS MADE**

- 6 at Oilers, 11/12/72
- 5 6x, last: vs. Giants, 1/8/23

MOST FIELD GOALS ALLOWED

- 5 7x, last: vs. Giants, 10/27/13

TOTAL YARDS**MOST YARDS GAINED**

- 592 at Washington, 11/15/10 (332 passing, 260 rushing)
- 583 vs. 49ers, 9/18/05 (443 passing, 140 rushing)
- 582 at Browns, 11/7/65 (352 passing, 230 rushing)
- 575 vs. Washington, 11/21/48 (199 passing, 376 rushing)
- 574 vs. Colts, 11/15/81 (339 passing, 235 rushing)

FEWEST YARDS GAINED

- 23 at Lions, 9/20/35
- 54 vs. Packers, 11/11/62

MOST YARDS ALLOWED

- 652 at Cowboys, 10/9/66 (440 passing, 212 rushing)

FEWEST YARDS ALLOWED

- 29 vs. Brooklyn Dodgers, 12/3/44

PASSING**MOST ATTEMPTS**

- 62 at Cardinals, 10/26/14
- 62 at Bears, 10/2/89
- 61 vs. Titans, 11/19/06
- 60 at Bengals, 12/4/16
- 60 at Washington, 12/1/40

FEWEST ATTEMPTS

- 3 vs. Steelers, 12/1/46

MOST ATTEMPTS ALLOWED

- 63 vs. Giants, 12/22/16
- 63 at 49ers, 11/25/02
- 58 at Jets, 9/27/15
- 57 at Giants, 12/17/17
- 57 at Patriots, 12/6/15

FEWEST ATTEMPTS ALLOWED

- 0 at Browns, 12/3/50
- 1 at NY Bulldogs, 9/22/49; at Cardinals, 11/8/36

MOST COMPLETIONS

- 37 vs. Washington, 12/26/15
- 37 at Washington, 12/20/14
- 36 at Bengals, 12/4/16
- 36 at Falcons, 9/14/15
- 36 at Cardinals, 10/26/14

FEWEST COMPLETIONS

- 0 at Boston, 10/18/36

MOST COMPLETIONS ALLOWED

- 42 at Cowboys, 12/9/18
- 39 at Commanders, 10/29/23
- 38 vs. Giants, 12/22/16
- 37 at Giants, 12/17/17
- 37 vs. Vikings, 9/20/04

FEWEST COMPLETIONS ALLOWED

- 0 at Browns, 12/3/50
- 0 vs. NY Bulldogs, 9/22/49
- 0 at Chicago Cardinals, 11/8/36
- 0 vs. Brooklyn Dodgers, 11/29/36
- 0 vs. Cincinnati Reds, 11/6/34

MOST YARDS GAINED (GROSS)

- 516 vs. Packers (11/27/22)
- 496 vs. Vikings (9/19/22)
- 486 vs. Giants (11/8/53)
- 478 at Buccaneers (9/25/23)
- 471 vs. Giants (12/25/23)
- 471 vs. Texans (12/23/18)

FEWEST YARDS GAINED (GROSS)

- 0 at Boston, 10/18/36

MOST YARDS ALLOWED (GROSS)

- 512 vs. Bills (11/26/23)
- 481 at Commanders (10/29/23)
- 462 at Cowboys (12/24/22)
- 460 vs. 49ers (12/3/23)
- 455 at Cowboys (12/9/18)

FEWEST YARDS ALLOWED (GROSS)

- 0 4x, last: at Browns, 12/3/50

RUSHING**MOST ATTEMPTS**

- 64 at Washington, 12/2/51
- 64 at Baltimore Colts, 10/15/50
- 64 vs. Los Angeles Rams, 11/6/49
- 64 at Washington, 11/28/43

MOST ATTEMPTS ALLOWED

- 67 at Lions, 9/20/35

MOST YARDS GAINED

- 376 vs. Washington, 11/21/48

FEWEST YARDS GAINED

- 36 at Bears, 11/19/39
- 23 vs. Lions, 11/17/40

**MOST YARDS ALLOWED**

370 at Lions, 9/20/35

FEWEST YARDS ALLOWED

-33 vs. Brooklyn Dodgers, 10/2/43
 -26 at Boston Yanks, 12/8/46
 6 vs. Chicago Bears, 11/26/17
 10 vs. Boston Yanks, 10/22/44
 13 vs. Brooklyn Tigers, 12/3/44

FIRST DOWNS**MOST FIRST DOWNS**

34 vs. Saints 10/11/15
 34 vs. Colts, 11/15/81
 33 vs. Vikings, 11/11/01
 32 vs. Cardinals, 11/27/08; at Washington, 9/17/89; at Chicago Cardinals, 10/25/53; and at Washington, 12/2/51

MOST FIRST DOWNS ALLOWED

37 vs. Packers, 11/11/62

FEWEST FIRST DOWNS ALLOWED

1 at NY Bulldogs, 9/22/49; vs. Brooklyn Dodgers, 10/1/39; at Browns, 12/3/50
 2 vs. Brooklyn Dodgers, 11/11/34

MOST BY PASSING

24 at Washington, 9/17/89
 22 at Washington, 12/20/14
 22 at Chargers, 11/15/09
 22 at Chiefs, 10/2/05

MOST ALLOWED BY PASSING

23 at Cowboys, 12/9/18
 22 vs. Chargers, 9/15/13
 22 at Cardinals, 12/13/64

FEWEST ALLOWED BY PASSING

0 8x, last: at Browns, 12/3/50

MOST BY RUSHING

25 at Washington, 12/2/51

MOST ALLOWED BY RUSHING

21 vs. Packers, 11/11/62 and vs. Browns, 12/13/59

FEWEST ALLOWED BY RUSHING

0 9x, last: vs. Minnesota, 9/14/23

MOST BY PENALTY

8 at Bears, 11/3/02
 8 vs. Lions, 12/2/79

MOST ALLOWED BY PENALTY

8 at Packers 9/26/19

PENALTIES**MOST PENALTIES**

19 vs. Oilers, 10/2/88
 16 at Seahawks, 12/13/92
 16 at Giants, 12/3/89

FEWEST PENALTIES

0 18x, last: vs. Dolphins, 10/22/23

MOST PENALTIES BY OPPONENT

22 vs. Bears, 11/26/44

FEWEST PENALTIES BY OPPONENT

0 Many times, last: at Jets, 10/14/07

MOST YARDS PENALIZED

191 at Seahawks, 12/13/92
 171 vs. Saints, 11/23/03

FEWEST YARDS PENALIZED

0 18x, last: vs. Dolphins, 10/22/23

MOST YARDS OPPONENT PENALIZED

170 vs. Bears, 11/26/44

FEWEST YARDS OPPONENT PENALIZED

0 Many times, last: at Jets, 10/14/07

MOST PENALTIES, BOTH TEAMS

31 Eagles 19, Houston Oilers 12 (at Phil.), 10/2/88
 28 Eagles 13, St. Louis Rams 15 (at StL), 12/18/05

FEWEST PENALTIES, BOTH TEAMS

1 Eagles 1, Brooklyn Dodgers 0 (at Phil.), 10/1/39
 1 Eagles 1, Chicago Cardinals 0 (at Chi.), 11/10/35
 1 Eagles 1, Brooklyn Dodgers 0 (at Phil.), 11/11/34

MOST YARDS PENALIZED, BOTH TEAMS

272 Eagles 171, Saints 101 (at Phil.), 11/23/03
 262 Eagles 157, Chicago Cardinals 105 (at Chi.), 11/30/52

FEWEST YARDS PENALIZED, BOTH TEAMS

5 Eagles 5, Pittsburgh Steelers 0 (at Phil.), 10/24/65
 5 Eagles 5, Brooklyn Dodgers 0 (at Phil.), 10/1/39
 5 Eagles 5, Chicago Cardinals 0 (at Chi.), 11/10/35
 5 Eagles 5, Brooklyn Dodgers 0 (at Phil.), 11/11/34

FUMBLES**MOST COMMITTED**

10 vs. Giants, 10/9/43

MOST LOST

6 at Washington, 11/6/55
 6 at Boston Yanks, 12/8/46
 6 vs. Steelers, 10/7/34

MOST COMMITTED BY OPPONENT

8 vs. Packers, 12/1/74
 7 6x, last: at Giants, 12/28/02

MOST FUMBLES LOST BY OPPONENT

6 at Giants, 11/17/68
 6 vs. NY Bulldogs, 11/20/49
 5 6x, last: last at Oilers, 12/2/91

INTERCEPTIONS**MOST THROWN**

7 vs. Cowboys, 9/26/71
 7 at Boston, 11/3/35
 6 6x, last: vs. Cardinals, 10/21/56

MOST INTERCEPTED

9 at Steelers, 12/12/65
 8 at Cardinals, 9/24/50
 7 at Washington, 12/21/75

TOTAL TURNOVERS**MOST COMMITTED**

9 at Bears, 10/12/47

MOST FORCED BY DEFENSE

12 at Steelers, 12/12/65 (9 INTs, 3 fumble rec.)
 12 at Cardinals, 9/24/50 (8 INTs, 4 fumble rec.)

**PUNTS****MOST PUNTS**

- 15 at Giants, 12/6/87
- 12 vs. Giants, 12/12/54. at Packers, 11/2/52
vs. Washington, 10/4/42

FEWEST PUNTS

- 0 6x, last: at Cowboys, 12/24/22

KICKOFF RETURNS**MOST KICKOFF RETURNS**

- 9 at Giants, 11/26/72
- 9 at Giants, 11/10/46

MOST KICKOFF RETURNS ALLOWED

- 9 6x, last: vs. Cardinals, 11/27/08

MOST YARDS KICKOFF RETURNS

- 261 vs. Cowboys, 11/6/66
- 253 at Cardinals, 11/24/96
- 235 vs. Cardinals, 9/19/65

MOST YARDS KICKOFF RETURNS BY OPPONENT

- 256 at Browns, 11/7/65

PUNT RETURNS**MOST PUNT RETURNS**

- 12 at Browns, 12/3/50

MOST PUNT RETURNS BY OPPONENT

- 9 5x, last: at Cardinals, 12/24/05

MOST YARDS PUNT RETURNS

- 148 at Boston Yanks, 12/8/46

MOST YARDS PUNT RETURNS ALLOWED

- 147 vs. Cardinals, 10/2/66

SACKS**MOST SACKS RECORDED**

- 11 at Cowboys, 9/15/91
- 10 vs. Jets, 10/6/19
- 10 vs. Lions, 9/23/07
- 9 at Commanders, 9/25/22
- 9 vs. Panthers, 11/10/14
- 9 at Dolphins, 12/11/11
- 9 vs. Steelers, 9/21/08
- 9 at Falcons, 12/16/84

MOST SACKS ALLOWED

- 12 at Giants, 9/30/07
- 11 vs. Bears, 10/4/87
- 11 at Raiders, 11/30/86
- 11 vs. Lions, 11/16/86
- 11 at Cardinals, 12/18/83



EAGLES HIGHS

64	vs. Cin.	11/06/34
10	vs. Cin.	11/06/34
5	(4x) last at Dal.	10/22/61
7	(2x) last at Oak.	11/03/13
7	(2x) last at Hou.	11/12/72
6	at Hou.	11/12/72
34	(2x) last vs. NO	10/11/15
25	at Was.	12/02/51
24	at Was.	09/17/89
592	at Was.	11/15/10
64	(4x) last at Was.	12/02/51
376	vs. Was.	11/21/48
462	vs. Hou.	12/23/18
12	at NYG	09/30/07
486	vs. NYG	11/08/53
62	(2x) last at Ari.	10/26/14
37	(2x) last vs. Was.	12/26/15
7	(2x) last vs. Dal.	09/26/71
9	at Chi.	10/12/47
10	vs. NYG	10/09/43
6	(3x) last at Was.	11/06/55
15	at NYG	12/06/87
60.5	vs. LAR	09/20/20
19	vs. Hou.	10/02/88
191	at Sea.	12/13/92

OPPONENTS HIGHS

62	at NYG	11/26/72
8	(3x) last at NYG	11/26/72
6	vs. GB	11/11/62
5	(14x) last vs. Dal.	01/08/22
7	at NO	11/30/69
5	(7x) last vs. NYG	10/27/13
37	vs. GB	11/11/62
21	(2x) last vs. GB	11/11/62
23	at Dal.	12/09/18
652	at Dal.	10/09/66
67	at Det.	09/20/35
370	at Det.	09/20/35
440	at Dal.	10/09/66
11	at Dal.	09/15/91
455	at Dal.	12/09/18
63	(2x) last vs. NYG	12/22/16
42	at Dal.	12/09/18
9	at Pit.	12/12/65
12	(2x) last at Pit.	12/12/65
8	vs. GB	12/01/74
6	(2x) last at NYG	11/17/68
15	at Was.	11/05/39
69.0	at Was.	12/27/03
22	vs. Chi.	11/26/44
170	vs. Chi.	11/26/44

CATEGORY

POINTS
TOUCHDOWNS
RUSHING TDS
PASSING TDS
FIELD GOALS ATTEMPTED
FIELD GOALS MADE
TOTAL FIRST DOWNS
RUSHING FIRST DOWNS
PASSING FIRST DOWNS
TOTAL NET YARDS
RUSHING ATTEMPTS
NET YARDS RUSHING
NET YARDS PASSING
QB SACKS ALLOWED
GROSS YARDS PASSING
PASS ATTEMPTS
PASS COMPLETIONS
INTERCEPTIONS THROWN
TOTAL TURNOVERS
FUMBLES BY
FUMBLES LOST
PUNTS
PUNTING AVERAGE
PENALTIES
YARDS PENALIZED

CATEGORY

POINTS
TOUCHDOWNS
RUSHING TDS
PASSING TDS
FIELD GOALS ATTEMPTED
FIELD GOALS MADE
TOTAL FIRST DOWNS
RUSHING FIRST DOWNS
PASSING FIRST DOWNS
TOTAL NET YARDS
RUSHING ATTEMPTS
NET YARDS RUSHING
NET YARDS PASSING
QB SACKS ALLOWED
GROSS YARDS PASSING
PASS ATTEMPTS
PASS COMPLETIONS
INTERCEPTIONS THROWN
TOTAL TURNOVERS
FUMBLES BY
FUMBLES LOST
PUNTS
PUNTING AVERAGE
PENALTIES
YARDS PENALIZED

EAGLES LOWS

0	vs. Dal.	12/31/17
0	vs. Dal.	12/31/17
0	at NYG	01/07/24
0	at Sea.	12/18/23
0	at KC	11/20/23
0	at KC	11/20/23
2	(5x) last vs. Was.	10/24/37
0	(7x) last at Dal.	10/09/05
0	(2x) last vs. NYG	10/05/57
23	at Det.	09/20/35
9	(4x) last at Dal.	10/09/05
-36	at Chi.	11/19/39
-13	vs. NYG	12/11/77
0	vs. Ari.	12/31/23
0	at Boston	10/18/36
3	vs. Pit.	12/01/46
0	at Boston	10/18/36
0	at Dal.	12/10/23
0	vs. SF	12/03/23
0	vs. Atl.	09/16/24
0	vs. Atl.	09/16/24
0	at Dal.	12/24/22
0.0	at Dal.	12/24/22
0	(18x) last vs. Mia.	10/22/23
0	(18x) last vs. Mia.	10/22/23

OPPONENTS LOWS

0	at Was.	12/30/18
0	at Atl.	09/12/21
0	vs. Atl.	09/16/24
0	at NYJ	10/15/23
0	vs. SF	12/03/23
0	vs. SF	12/03/23
1	(3x) last at Cle.	12/03/50
0	(9x) last vs. Min.	09/14/23
0	(8x) last at Cle.	12/03/50
29	vs. Brooklyn	12/03/44
9	vs. Min.	09/14/23
-33	vs. Brooklyn	10/02/43
0	at Cle.	12/03/50
0	vs. Dal.	10/16/22
0	(4x) last at Cle.	12/03/50
0	at Cle.	12/03/50
0	(5x) last at Cle.	12/03/50
0	vs. Atl.	09/16/24
0	vs. Atl.	09/16/24
0	at Sea.	12/18/23
0	vs. Atl.	09/16/24
0	at Ari.	12/31/23
0.0	at Ari.	12/31/23
0	(11x) last at NYJ	10/14/07
0	(11x) last at NYJ	10/14/07



GAMES PLAYED

Rk	Player	Games (Starts)
1.	David Akers (K) (1999-2010)	19 (0)
2.	Brian Dawkins (S) (1996-2008)	18 (18)
3t.	Jon Runyan (T) (2000-08)	17 (17)
	Tra Thomas (T) (1998-2008)	17 (17)
5.	Donovan McNabb (QB) (1999-2009)	16 (16)
6t.	Koy Detmer (QB) (1998-2006)	13 (0)
	Sheldon Brown (CB) (2002-09)	13 (10)
8t.	Fletcher Cox (DT) (2012-23)	12 (12)
	Jason Kelce (C) (2011-23)	12 (12)
	Quintin Mikell (S) (2003-10)	12 (5)
	Mike Bartrum (LS/TE) (2000-06)	12 (0)
	Todd Pinkston (WR) (2000-04)	12 (10)
	Corey Simon (DT) (2000-04)	12 (12)
	Bobby Taylor (CB) (1995-2003)	12 (12)
	Darwin Walker (DT) (2001-06)	12 (9)

SCORING

MOST POINTS, Career

134	David Akers (19 games)
71	Jake Elliott (11 games)
36	Brian Westbrook (11 games)
36	Harold Carmichael (7 games)
36	Tony Franklin (6 games)
36	Wilbert Montgomery (7 games)

MOST POINTS, Game

20	Jalen Hurts (2/12/23 vs. Chiefs) SB57
16	Gary Anderson (12/30/95 vs. Lions) NFC-WC
15	David Akers (1/19/02 at Bears) NFC-D
14	David Akers (1/4/09 at Vikings) NFC-WC
12	11x, last: Alshon Jeffery (1/21/18 vs. Vikings) NFC-C

MOST TOUCHDOWNS, Career

6	Brian Westbrook (11 games)
6	Harold Carmichael (7 games)
6	Wilbert Montgomery (7 games)
5	Jalen Hurts (5 games), Duce Staley (7 games)
4	Donovan McNabb (16 games)
3	Alshon Jeffery (5 games), LeGarrette Blount (3 games), Steve Van Buren (4 games), Fred Barnett (5 games), Brent Celek (9 games), Chad Lewis (11 games)

MOST TOUCHDOWNS, Game

3	Jalen Hurts (2/12/23 vs. Chiefs) SB57
2	11x, last: Miles Sanders (1/29/23 vs. 49ers) NFC-C

MOST POINTS AFTER TOUCHDOWN, Career

41	David Akers (19 games)
23	Jake Elliott (11 games)

MOST POINTS AFTER TOUCHDOWN, Game

7	Gary Anderson (12/30/95 vs. Lions) NFC-WC
5	2x, last: Jake Elliott (1/21/23 vs. Giants) NFC-D
4	4x, last: Jake Elliott (1/29/23 vs. 49ers) NFC-C

MOST FIELD GOALS, Career

31	David Akers (19 games)
16	Jake Elliott (11 games)
7	Tony Franklin (6 games)
5	Roger Ruzek (4 games)

MOST FIELD GOALS, Game

4	David Akers (1/4/09 at Vikings) NFC-WC
4	David Akers (1/19/02 at Bears) NFC-D
4	Luis Zendejas (12/31/88 at Bears) NFC-D
3	Jake Elliott (1/5/20 vs. Seahawks) NFC-WC
3	Jake Elliott (2/4/18 vs. Patriots) SB52
3	Jake Elliott (1/13/18 vs. Falcons) NFC-D
3	David Akers (1/11/09 at Giants) NFC-D
3	David Akers (1/7/07 vs. Giants) NFC-WC
3	Gary Anderson (12/30/95 vs. Lions) NFC-WC

LONGEST FIELD GOALS

53	Jake Elliott (1/13/18 vs. Falcons) NFC-D
51	David Akers (1/4/09 at Vikings) NFC-WC
48	David Akers (1/7/07 vs. Giants) NFC-WC
47	Jake Elliott (1/15/24 at Buccaneers) NFC-WC
46	Jake Elliott (1/5/20 vs. Seahawks) NFC-WC
46	Jake Elliott (2/4/18 vs. Patriots) SB52
46	David Akers (1/27/02 at Rams) NFC-C
46	David Akers (1/19/02 at Bears) NFC-D
45	David Akers (1/18/09 at Cardinals) NFC-C
45	David Akers (1/4/09 at Vikings) NFC-WC

PASSING

MOST PASSES ATTEMPTED, Career

577	Donovan McNabb (16 games)
226	Ron Jaworski (7 games)
214	Randall Cunningham (7 games)
210	Nick Foles (6 games)

MOST PASSES ATTEMPTED, Game

54	Randall Cunningham (12/31/88 at Bears) NFC-D
51	Donovan McNabb (2/6/05 vs. Patriots) SB39
49	Donovan McNabb (1/19/03 vs. Buccaneers) NFC-C
47	Donovan McNabb (1/18/09 at Cardinals) NFC-C

MOST PASSES COMPLETED, Career

341	Donovan McNabb (16 games)
143	Nick Foles (6 games)
113	Randall Cunningham (7 games)
106	Jalen Hurts (5 games)
103	Ron Jaworski (7 games)

MOST PASSES COMPLETED, Game

30	Donovan McNabb (2/6/05 vs. Patriots) SB39
28	Nick Foles (2/4/18 vs. Patriots) SB52
28	Donovan McNabb (1/18/09 at Cardinals) NFC-CG
27	Jalen Hurts (2/12/23 vs. Chiefs) SB57
27	Randall Cunningham (12/31/88 at Bears) NFC-D
27	Tommy Thompson (12/28/47 at Chicago Cardinals) NFL-CG

MOST YARDS GAINED, Career

3,752	Donovan McNabb (16 games)
1,633	Nick Foles (6 games)
1,390	Randall Cunningham (7 games)
1,319	Ron Jaworski (7 games)

MOST YARDS GAINED, Game

407	Randall Cunningham (12/31/88 at Bears) NFC-D
375	Donovan McNabb (1/18/09 at Cardinals) NFC-CG
373	Nick Foles (2/4/18 vs. Patriots) SB52
357	Donovan McNabb (2/6/05 vs. Patriots) SB39
352	Nick Foles (1/21/18 vs. Vikings) NFC-CG

MOST TOUCHDOWN PASSES, Career

24	Donovan McNabb (16 games)
11	Nick Foles (6 games)
9	Ron Jaworski (7 games)
5	Jalen Hurts (5 games)
4	Tommy Thompson (4 games)

**MOST TOUCHDOWN PASSES, Game**

3	Nick Foles (2/4/18 vs. Patriots) SB52
3	Nick Foles (1/21/18 vs. Vikings) NFC-CG
3	Donovan McNabb (1/18/09 at Cardinals) NFC-CG
3	Donovan McNabb (2/6/05 vs. Patriots) SB39
3	Rodney Peete (12/30/95 vs. Lions) NFC-WC
3	Ron Jaworski (12/23/79 vs. Bears) NFC-WC

LONGEST PASS PLAY

76t	Michael Vick to Jeremy Maclin (1/9/10 at Cowboys) NFC-WC
75t	Jeff Garcia to Donté Stallworth (1/13/07 at Saints) NFC-D
71t	Donovan McNabb to Brian Westbrook (1/4/09 at Vikings) NFC-WC
66	Randall Cunningham to Keith Jackson (1/5/91 vs. Washington) NFC-WC
65	Randall Cunningham to Keith Jackson (12/31/88 at Bears) NFC-D

RUSHING**MOST ATTEMPTS, Career**

141	Wilbert Montgomery (7 games)
129	Brian Westbrook (11 games)
93	Duce Staley (7 games)
93	Steve Van Buren (4 games)
72	Donovan McNabb (16 games)

MOST ATTEMPTS, Game

31	Steve Van Buren (12/18/49 at LA Rams) NFL-CG
26	4x, last: Montgomery (1/11/81 vs. Cowboys) NFC-CG
22	Chris Warren (12/31/00 vs. Buccaneers) NFC-WC

LONGEST RUN FROM SCRIMMAGE

62t	Brian Westbrook (1/13/07 at Saints) NFC-D
55	Wilbert Montgomery (1/11/81 vs. Cowboys) NFC-CG
49t	Brian Westbrook (1/7/07 vs. Giants) NFC-WC
49	Steve Van Buren (12/18/49 at LA Rams) NFL-CG
42	Wilbert Montgomery (1/11/81 vs. Cowboys) NFC-CG

MOST YARDS GAINED, Career

591	Brian Westbrook (11 games)
518	Wilbert Montgomery (7 games)
422	Donovan McNabb (16 games)
384	Duce Staley (7 games)
365	Steve Van Buren (4 games)

MOST YARDS GAINED, Game (includes all 100-yard performances)

196	Steve Van Buren (12/18/49 at LA Rams) NFL-CG
194	Wilbert Montgomery (1/11/81 vs. Cowboys) NFC-CG
141	Brian Westbrook (1/7/07 vs. Giants) NFC-WC
112	Kenneth Gainwell (1/21/23 vs. Giants) NFC-D
116	Brian Westbrook (1/13/07 at Saints) NFC-D
107	Donovan McNabb (1/11/04 vs. Packers) NFC-D
105	Heath Sherman (1/3/93 at Saints) NFC-WC

MOST TOUCHDOWNS RUSHING, Career

6	Wilbert Montgomery (7 games)
5	Jalen Hurts (5 games)
4	Donovan McNabb (16 games)
3	Boston Scott (8 games)
3	LeGarrette Blount (3 games)
3	Brian Westbrook (11 games)
2	Miles Sanders (4 games)
2	Steve Van Buren (4 games)
2	Duce Staley (7 games)

MOST TOUCHDOWNS, Game

3	Jalen Hurts (2/12/23 vs. Chiefs) SB57
2	Miles Sanders (1/29/23 vs. 49ers) NFC-C
2	Brian Westbrook (1/13/07 at Saints) NFC-D
2	Wilbert Montgomery (12/27/81 vs. Giants) NFC WC
2	Wilbert Montgomery (1/3/81 vs. Vikings) NFC-D

RECEIVING**MOST RECEPTIONS, Career**

38	Chad Lewis (11 games)
35	Dallas Goedert (8 games)
35	Duce Staley (7 games)
33	Zach Ertz (7 games)
33	Brian Westbrook (11 games)
32	Todd Pinkston (12 games)

MOST RECEPTIONS, Game

10	Brent Celek (1/18/09 at Cardinals) NFC-CG
9	Nelson Agholor (2/4/18 vs. Patriots) SB52
9	Terrell Owens (2/6/05 vs. Patriots) SB39
9	Keith Byars (12/31/89 vs. LA Rams) NFC-WC and (12/31/88 at Bears) NFC-D
8	DeVonta Smith (1/15/24 at Buccaneers) NFC-WC
8	Zach Ertz (1/21/18 vs. Vikings) NFC-CG
8	Duce Staley (1/27/02 at Rams) NFC-CG
8	Fred Barnett (12/30/95 vs. Lions) NFC-WC
8	Jack Ferrante (12/28/47 at Chicago Cardinals) NFL-CG

MOST YARDS GAINED, Career

465	Harold Carmichael (7 games)
433	Todd Pinkston (12 games)
409	Chad Lewis (11 games)
405	DeVonta Smith (5 games)
364	Alshon Jeffery (5 games)
360	Zach Ertz (7 games)
347	Dallas Goedert (8 games)
334	Brian Westbrook (11 games)

MOST YARDS GAINED, Game (includes all 100-yard performances)

148	DeVonta Smith (1/15/24 at Buccaneers) NFC-WC
146	Jeremy Maclin (1/9/10 at Cowboys) NFC WC
142	Keith Jackson (12/31/88 at Bears) NFC-D
122	Kevin Curtis (1/18/09 at Cardinals) NFC-C
122	Terrell Owens (2/6/05 vs. Patriots) SB39
116	Keith Jackson (1/5/91 vs. Washington) NFC-WC
111	Harold Carmichael (12/23/79 vs. Bears) NFC-WC
100	DeVonta Smith (2/12/23 vs. Chiefs) SB57
100	Corey Clement (2/4/18 vs. Patriots) SB52

MOST TOUCHDOWNS, Career

6	Harold Carmichael (7 games)
3	Dallas Goedert (8 games)
3	Alshon Jeffery (5 games)
3	Brent Celek (9 games)
3	Brian Westbrook (11 games)
3	Fred Barnett (5 games)
3	Chad Lewis (11 games)
3	Duce Staley (7 games)

MOST TOUCHDOWNS, Game

2	Alshon Jeffery (1/21/18 vs. Vikings) NFC-CG
2	Brent Celek (1/18/09 at Cardinals) NFC-CG
2	Chad Lewis (1/23/05 vs. Falcons) NFC-C
2	Fred Barnett (1/3/93 at Saints) NFC-WC
2	Harold Carmichael (12/23/79 vs. Bears) NFC-WC

**INTERCEPTIONS****MOST INTERCEPTIONS, Career**

- 5 Herman Edwards (7 games)
- 4 Brian Dawkins (18 games)
- 3 Damon Moore (5 games), Eric Allen (5 games), Seth Joyner (5 games), Roynell Young (5 games)

MOST INTERCEPTIONS, Game

- 2 Damon Moore (1/12/02 vs. Buccaneers) NFC-WC
- 2 Eric Allen (1/3/93 at Saints) NFC-WC
- 2 Herman Edwards (1/3/81 vs. Vikings) NFC-D
- 2 Roynell Young (1/3/81 vs. Vikings) NFC-D

LONGEST INTERCEPTION RETURN

- 59t Damon Moore (1/12/02 vs. Buccaneers) NFC-WC
- 50t Patrick Robinson (1/21/18 vs. Vikings) NFC-CG
- 44t Asante Samuel (1/4/09 at Vikings) NFC-WC
- 39t Bobby Taylor (1/11/03 vs. Falcons) NFC-D
- 37 Jerry Robinson (12/29/79 at Buccaneers) NFC-D

MOST INTERCEPTION RETURN YARDS, Career

- 77 Damon Moore (5 games)
- 75 Brian Dawkins (18 games)
- 69 Asante Samuel (5 games)

MOST INTERCEPTION RETURN YARDS, Game

- 59 Damon Moore (1/12/02 vs. Buccaneers) NFC-WC
- 50 Patrick Robinson (1/21/18 vs. Vikings) NFC-CG
- 44 Asante Samuel (1/4/09 at Vikings) NFC-WC
- 39 Bobby Taylor (1/11/03 vs. Falcons) NFC-D

SACKS**MOST SACKS, Career**

- 5.5 **Brandon Graham (11 games)**
- 4.0 Derrick Burgess (6 games)
- 4.0 Hugh Douglas (10 games)
- 4.0 Reggie White (5 games)

MOST SACKS, Game

- 2.0 Haason Reddick (1/29/23 vs. 49ers) NFC-C
- 2.0 Darwin Walker (1/13/07 at Saints) NFC-D
- 2.0 Derrick Burgess (1/23/05 vs. Falcons) NFC-C
- 2.0 Hugh Douglas (12/31/00 vs. Buccaneers) NFC-WC

KICKOFF RETURNS**MOST KICKOFF RETURNS, Career**

- 22 Brian Mitchell (7 games)
- 11 Billy Campfield (7 games)

MOST KICKOFF RETURNS, Game

- 6 Brian Mitchell (1/27/02 at StL Rams) NFC-CG
- 5 7x, last: Brad Smith (1/4/14 vs. Saints) NFC-WC

MOST YARDS, Career

- 522 Brian Mitchell (7 games)

**SCORING****MOST POINTS, Game**

58	vs. Lions (12/30/95) NFC-WC
41	vs. Patriots (2/4/18) SB52
38	vs. Giants (1/21/23) NFC-D
38	vs. Vikings (1/21/18) NFC-CG
36	at Saints (1/3/93) NFC-WC

MOST POINTS, BOTH TEAMS, Game

95	vs. Lions (12/30/95) NFC-WC; Eagles 58, Lions 37
74	vs. Patriots (2/4/18) SB52; Eagles 41, Patriots 33
73	vs. Chiefs (2/12/23) SB57; Eagles 35, Chiefs 38
57	at Cardinals (1/18/09) NFC-CG; Eagles 25, Cardinals 32
56	at Saints (1/3/93) NFC-WC; Eagles 36, Saints 20

FEWEST POINTS, BOTH TEAMS, Game

7	vs. Chicago Cardinals (12/19/48) NFL-CG; Eagles 7, Cardinals 0
14	at 49ers (12/29/96) NFC-WC; 49ers 14, Eagles 0
14	at LA Rams (12/18/49) NFL-CG; Eagles 14, Rams 0

LARGEST MARGIN OF VICTORY, Game

31	vs. Giants (1/21/23) NFC-D; Eagles 38, Giants 7
31	vs. Vikings (1/21/18) NFC-CG; Eagles 38, Vikings 7
24	vs. 49ers (1/29/23) NFC-C; Eagles 31, 49ers 7
22	vs. Buccaneers (1/12/02) NFC-WC; Eagles 31, Buccaneers 9
21	2x: vs. Lions (12/30/95) NFC-WC; Eagles 58, Lions 37 & at Steelers (12/21/47) NFL-D; Eagles 21, Steelers 0

TOUCHDOWNS**MOST TOUCHDOWNS, Game**

7	vs. Lions (12/30/95) NFC-WC
5	vs. Giants (1/21/23) NFC-D
5	vs. Patriots (2/4/18) SB52
5	vs. Vikings (1/21/18) NFC-CG
4	5x, last: vs. Chiefs (2/12/23) SB57

MOST TOUCHDOWNS, BOTH TEAMS, Game

12	vs. Lions (12/30/95) NFC-WC; Eagles 7, Lions 5
9	vs. Patriots (2/4/18) SB52; Eagles 5, Patriots 4
8	vs. Chiefs (2/12/23) SB57; Eagles 4, Chiefs 4
7	3x, last: at Cardinals (1/18/09) NFC-C; Cardinals 4, Eagles 3

FEWEST TOUCHDOWNS, BOTH TEAMS, Game

1	vs. Chicago Cardinals (12/19/48) NFL-CG; Eagles 1, Cardinals 0
2	9x, last: vs. Seahawks (1/5/20) NFC-WC; Eagles 0, Seahawks 2

FIELD GOALS**MOST FIELD GOALS, Game**

4	at Vikings (1/4/09) NFC-WC
4	at Bears (1/19/02) NFC-D
4	at Bears (12/31/88) NFC-D

MOST FIELD GOALS, BOTH TEAMS, Game

6	at Giants (1/11/09) NFC-D
6	at Bears (12/31/88) NFC-D; Eagles 4, Bears 2
5	vs. Patriots (2/4/18) SB52; Eagles 3, Patriots 2
5	vs. Saints (1/4/14) NFC-WC; Eagles 1, Saints 4
5	vs. Giants (1/7/07) NFC-WC; Eagles 3, Giants 2
5	at Bears (1/19/02) NFC-D; Eagles 4, Bears 1

MOST FIELD GOALS ATTEMPTED, Game

5	at Bears (12/31/88) NFC-D
4	at Vikings (1/4/09) NFC-WC
4	at Bears (1/19/02) NFC-D
4	vs. Lions (12/30/95) NFC-WC

MOST FGS ATTEMPTED, BOTH TEAMS, Game

9	at Bears (12/31/88) NFC-D; Eagles 5, Bears 4
8	at Giants (1/11/09) NFC-D; Eagles 3, Giants 5
6	vs. Patriots (2/4/18) SB52; Eagles 3, Patriots 3
6	vs. Saints (1/4/14) NFC-WC; Eagles 2, Saints 4
6	vs. Falcons (1/11/03) NFC-D; Eagles 3, Falcons 3

TOTAL NET YARDS**MOST YARDS GAINED, Game**

538	vs. Patriots (2/4/18) SB52
456	vs. Vikings (1/21/18) NFC-CG
454	at Cardinals (1/18/09) NFC-CG
452	vs. Lions (12/30/95) NFC-WC
430	at Bears (12/31/88) NFC-D

FEWEST YARDS GAINED, Game

178	at Cowboys (1/10/93) NFC-D
186	at Giants (1/7/01) NFC-D

PASSING**MOST ATTEMPTS, Game**

55	at Bears (12/31/88) NFC-D
51	vs. Patriots (2/6/05) SB39

FEWEST ATTEMPTS, Game

9	at LA Rams (12/18/49) NFL-CG
12	vs. Chicago Cardinals (12/19/48) NFL-CG

MOST COMPLETIONS, Game

30	vs. Patriots (2/6/05) SB39
29	vs. Patriots (2/4/18) SB52
28	at Cardinals (1/18/09) NFC-CG
27	vs. Chiefs (2/12/23) SB57
27	at Bears (12/31/88) NFC-CG
27	at Chicago Cardinals (12/28/47) NFL-CG

FEWEST COMPLETIONS, Game

2	vs. Chicago Cardinals (12/19/48) NFL-CG
5	at LA Rams (12/18/49) NFL-CG

MOST YARDS GAINED, Game

378	at Bears (12/31/88) NFC-D
374	vs. Patriots (2/4/18) SB52
357	at Cardinals (1/18/09) NFC-CG

FEWEST YARDS GAINED, Game

7	vs. Chicago Cardinals (12/19/48) NFL-CG
68	at LA Rams (12/18/49) NFL-CG

MOST TIMES SACKED, Game

8	vs. Packers (1/11/04) NFC-D
7	vs. Seahawks (1/5/20) NFC-WC

MOST TOUCHDOWNS, Game

4	vs. Patriots (2/4/18) SB52
3	vs. Vikings (1/21/18) NFC-CG
3	at Cardinals (1/18/09) NFC-CG
3	vs. Patriots (2/6/05) SB39
3	vs. Lions (12/30/95) NFC-WC
3	vs. Bears (12/23/79) NFC-WC

RUSHING**MOST ATTEMPTS, Game**

61	at LA Rams (12/18/49) NFL-CG
57	vs. Chicago Cardinals (12/19/48) NFL-CG
52	at Steelers (12/21/47) NFL-D

**FEWEST ATTEMPTS, Game**

13	at Cowboys (1/9/10) NFC-WC
14	at Giants (1/7/01) NFC-D
15	at Buccaneers (1/15/24) NFC-WC
16	at Bears (12/31/88) NFC-D
16	at Saints (1/13/19) NFC-D

MOST YARDS GAINED, Game

274	at LA Rams (12/18/49) NFL-CG
268	vs. Giants (1/21/23) NFC-D
263	vs. Cowboys (1/11/81) NFC-CG
225	vs. Chicago Cardinals (12/19/48) NFL-CG

FEWEST YARDS GAINED, Game

42	at Buccaneers (1/15/24) NFC-WC
42	at Bears (1/6/19) NFC-WC
45	vs. Patriots (2/6/05) SB39

MOST TOUCHDOWNS, Game

4	vs. 49ers (1/29/23) NFC-C
3	vs. Chiefs (2/12/23) SB57
3	vs. Giants (1/21/23) NFC-D
3	vs. Vikings (1/3/81) NFC-D
2	6x, last: at Saints (1/13/07) NFC-D

FIRST DOWNS**MOST FIRST DOWNS, Game**

27	vs. Vikings (1/21/18) NFC-CG
26	vs. Giants (1/21/23) NFC-D
25	vs. Chiefs (2/12/23) SB57
25	vs. 49ers (1/29/23) NFC-C
25	vs. Patriots (2/4/18) SB52
24	vs. Patriots (2/6/05) SB39
24	vs. Vikings (1/3/81) NFL-D
23	vs. Vikings (1/16/05) NFC-D

FEWEST FIRST DOWNS, Game

11	at Giants (1/7/01) NFC-D
12	at Cowboys (1/10/93) NFC-D

MOST FIRST DOWNS, BOTH TEAMS, Game

54	vs. Patriots (2/4/18) SB52; Patriots 29, Eagles 25
49	vs. Vikings (1/21/18) NFC-CG; Eagles 27, Vikings 22
48	vs. Lions (12/30/95) NFC-WC; Lions 26, Eagles 22
46	vs. Chiefs (2/12/23) SB57; Eagles 25, Chiefs 21
45	vs. Patriots (2/6/05) SB39; Eagles 24, Patriots 21

FEWEST FIRST DOWNS, BOTH TEAMS, Game

24	3x, last: at LA Rams (12/18/49) NFL-CG; Eagles 17, Rams 7
----	---

MOST FIRST DOWNS, RUSHING, Game

17	vs. Giants (1/21/23) NFC-D
16	vs. Chicago Cardinals (12/19/48) NFL-CG
13	vs. Cowboys (1/11/81) NFC-CG

FEWEST FIRST DOWNS, RUSHING, Game

0	at Cowboys (1/9/10) NFC-WC
1	at Bears (12/31/88) NFC-D
2	3x, last: at Saints (1/13/19) NFC-D

MOST FIRST DOWNS, PASSING, Game

21	at Bears (12/31/88) NFC-D
19	vs. Patriots (2/4/18) SB52
19	vs. Vikings (1/21/18) NFC-CG
18	vs. Patriots (2/6/05) SB39

FEWEST FIRST DOWNS, PASSING, Game

0	vs. Chicago Cardinals (12/19/48) NFL-CG
4	at LA Rams (12/18/49) NFL-CG

PENALTIES**MOST PENALTIES, Game**

9	at Cowboys (1/9/10) NFC-WC
8	at Giants (1/11/09) NFC-D
8	vs. Lions (12/30/95) NFC-WC
8	at Buccaneers (12/29/79) NFC-D

FEWEST PENALTIES, Game

0	vs. Packers (12/26/60) NFL-CG
2	at StL Rams (1/27/02) NFC-CG
2	vs. Buccaneers (12/31/00) NFC-WC

MOST YARDS PENALIZED, Game

116	at Cowboys (1/9/10) NFC-WC
80	vs. Lions (12/30/95) NFC-WC
77	vs. Giants (1/7/07) NFC-WC
76	at Cowboys (1/10/93) NFC-D

FEWEST YARDS PENALIZED, Game

0	vs. Packers (12/26/60) NFL-CG
15	at StL Rams (1/27/02) NFC-CG

INTERCEPTIONS**MOST INTERCEPTIONS BY, Game**

6	vs. Lions (12/30/95) NFC-WC
5	vs. Vikings (1/3/81) NFC-D
4	vs. Buccaneers (1/12/02) NFC-WC

FUMBLES**MOST FUMBLES, Game**

6	vs. LA Rams (12/31/89) NFC-WC
5	vs. Giants (12/27/81) NFC-WC

MOST FUMBLES LOST, Game

3	at Cowboys (1/9/10) NFC-WC
2	12x, last: vs. Falcons (1/13/18) NFC-D

MOST FUMBLES COMMITTED BY OPPONENT, Game

5	vs. Cowboys (1/11/81) NFC-CG
4	vs. Packers (1/9/11) NFC-WC
3	6x, last: vs. 49ers (1/29/23) NFC-C

MOST FUMBLES LOST BY OPPONENT

3	5x, last: vs. 49ers (1/29/23) NFC-C
---	-------------------------------------

TURNOVERS**MOST TURNOVERS, Game**

4	4x, last at Dallas (1/9/10) NFC-WC
---	------------------------------------

FEWEST TURNOVERS, Game

0	9x, last: at Buccaneers (1/15/24) NFC-WC
---	--

PUNTING**MOST PUNTS, Game**

9	vs. LA Rams (12/31/89) NFC-WC
9	at Falcons (12/24/78) NFC-WC

FEWEST PUNTS, Game

1	vs. Patriots (2/4/18) SB52
1	at Cardinals (1/18/09) NFC-CG
2	vs. Chiefs (2/12/23) SB57
3	5x, last: vs. Giants (1/21/23) NFC-D

HIGHEST AVERAGE, PUNTING, Game

58.0	at Cardinals (1/18/09) NFC-CG
51.2	at Saints (1/3/93) NFC-WC
50.6	at Cowboys (1/9/10) NFC-WC
48.8	vs. Saints (1/4/14) NFC-WC
48.2	at Saints (1/13/19) NFC-D

LOWEST AVERAGE, PUNTING, Game

32.5	at Bears (12/31/88) NFC-D
------	---------------------------



TEAM (EAGLES)

WON IN OVERTIME.....	11/26/23 - vs. Buf., 37-34
WON BY SCORING IN LAST TWO MINUTES OF REGULATION.....	11/20/22 - at Ind., 17-16 (winning TD at 1:20)
TIED GAME BY SCORING IN LAST TWO MINUTES.....	11/26/23 - vs. Buf., 37-34 (tied score at 0:20 with FG)
WON IN PRIMETIME.....	9/6/24 - vs. GB, 34-29 (Friday Night)
SHUTOUT.....	12/30/18 - at Was., 24-0
WON BY 20+ POINTS.....	1/29/23 - vs. SF (NFC), 31-7
WON AFTER TRAILING BY 20+ POINTS.....	12/19/10 - at NYG, 38-31 (NYG ahead 31-10 in 4th quarter)
HELD 28+ POINT LEAD.....	1/21/23 - vs. NYG (NFC Div.) (38-7, 4th Q)
HELD 21+ POINT LEAD.....	9/25/23 - at TB (25-3, 4th Q)
HELD 17+ POINT LEAD.....	12/25/23 - vs. NYG (20-3, 2nd Q)
SCORED 20+ POINTS IN QUARTER.....	10/29/23 - at Was., 38-31 (21, 4th Q)
SCORED 20+ POINTS IN HALF.....	12/31/23 - vs. Ari. 31-35 (21, 1st half)
HELD OPPONENT WITHOUT A TOUCHDOWN.....	9/12/21 - at Atl., 32-6
TOUCHDOWNS SCORED BY OFFENSE & DEFENSE.....	12/31/23 - vs. Ari., 31-35 (3 offense, 1 defense)
TOUCHDOWNS SCORED BY OFFENSE, DEFENSE & SPECIAL TEAMS.....	12/6/15 - at NE, 35-28 (2 offense, 1 defense, 2 ST)
NO TURNOVERS.....	1/15/24 - at TB, 9-32
TOUCHDOWN SCORED ON FIRST DRIVE.....	12/25/23 - vs. NYG, 33-25
SUCCESSFUL 2-POINT CONVERSION ATTEMPT.....	9/16/24 - S. Barkley rush up the middle vs. Atl.
FAILED 2-POINT CONVERSION ATTEMPT.....	1/15/24 - J. Hurts rush up the middle at TB

TOTAL OFFENSE (EAGLES)

500+ TOTAL NET YARDS OF OFFENSE.....	11/27/22 - vs. GB (500; 363 rushing, 137 passing)
400+ TOTAL NET YARDS OF OFFENSE.....	9/6/24 - vs. GB (410; 144 rushing, 266 passing)

PASSING (EAGLES)

400+ NET YARDS PASSING BY TEAM.....	12/23/18 - vs. Hou. (462)
300+ NET YARDS PASSING BY TEAM.....	10/29/23 - at Was. (374)
INDIVIDUAL WITH 50+ PASS ATTEMPTS.....	12/9/19 - Carson Wentz (50-33-325-0-2TDs) vs. NYG
INDIVIDUAL WITH 40+ PASS ATTEMPTS.....	12/3/23 - Jalen Hurts (45-26-298-0-1TD) vs. SF
INDIVIDUAL WITH 30+ PASS COMPLETIONS.....	10/3/21 - Jalen Hurts (48-32-387-0-2TDs) vs. KC
INDIVIDUAL WITH 25+ PASS COMPLETIONS.....	1/15/24 - Jalen Hurts (35-25-250-0-1TD) at TB
INDIVIDUAL 300+ YARD PASSING GAME.....	12/25/23 - Jalen Hurts (38-24-301-1-1TD) vs. NYG
CONSECUTIVE 300+ YARD PASSING GAMES.....	10/1/23-10/8/23 - Jalen Hurts (37-25-319-0-2TDs) vs. Was. & (38-25-303-1-1TD) at LAR
INDIVIDUAL WITH 4+ TOUCHDOWN PASSES.....	10/29/23 - Jalen Hurts (38-29-319-0-4TDs) at Was.
INDIVIDUAL WITH 3+ TOUCHDOWN PASSES.....	12/31/23 - Jalen Hurts (23-18-167-1-3TDs) vs. Ari.
NO SACKS ALLOWED.....	12/31/23 - vs. Ari. (24 attempts - J. Hurts and K. Gainwell)

RUSHING (EAGLES)

300+ NET YARDS RUSHING BY TEAM.....	11/27/22 - vs. GB (363)
200+ NET YARDS RUSHING BY TEAM.....	9/25/23 - at TB (201)
INDIVIDUAL 200+ YARD RUSHING GAME.....	12/8/13- LeSean McCoy (29-217-2TDs) vs. Det.
INDIVIDUAL 150+ YARD RUSHING GAME.....	11/27/22 - Jalen Hurts (17-157-0TD) vs. GB
INDIVIDUAL 100+ YARD RUSHING GAME.....	9/6/24 - S. Barkley (24-109-2TDs) vs. GB
TWO 100+ YARD RUSHERS IN SAME GAME.....	11/27/22 - Jalen Hurts (17-157-0TD) & Miles Sanders (21-143-2TDs) vs. GB
CONSECUTIVE 100+ YARD RUSHING GAMES.....	9/14/23-9/25/23 - D. Swift (28-175-1TD) vs. Min. & (16-130-0TD) at TB
COMBINED 200+ YARDS RUSHING BY TWO PLAYERS.....	9/14/23 - 215 by D. Swift (28-175-1TD) & B. Scott (5-40-0TD) vs. Min.
INDIVIDUAL WITH 30+ CARRIES.....	9/9/13 - LeSean McCoy (31-184-1TD) at Was.
INDIVIDUAL WITH 25+ CARRIES.....	9/14/23 - D. Swift (28-175-1TD) vs. Min.
RUSHING PLAY OF 80+ YARDS.....	12/13/20 - 82t by Miles Sanders vs. NO
RUSHING PLAY OF 60+ YARDS.....	12/13/20 - 82t by Miles Sanders vs. NO
RUSHING PLAY OF 40+ YARDS.....	9/14/23 - 43 by D'Andre Swift vs. Min.
INDIVIDUAL WITH 3+ RUSHING TOUCHDOWNS.....	2/12/23 - Jalen Hurts (15-70-3TDs) vs. KC (SB)
INDIVIDUAL WITH 2+ RUSHING TOUCHDOWNS.....	9/6/24 - S. Barkley (24-109-2TDs) vs. GB

RECEIVING (EAGLES)

INDIVIDUAL WITH 10+ RECEPTIONS.....	10/22/23 - A.J. Brown (10-137-1TD) vs. Mia.
INDIVIDUAL WITH 150+ YARD RECEIVING GAME.....	10/1/23 - A.J. Brown (9-175-2TDs) vs. Was.
INDIVIDUAL WITH 100+ YARD RECEIVING GAME.....	9/6/24 - A.J. Brown (5-119-01TD) vs. GB
TWO-OR-MORE 100+ YARD RECEIVERS IN SAME GAME.....	10/8/23 - A.J. Brown (6-127-0TD) & Dallas Goedert (8-117-1TD) at LAR
CONSECUTIVE 100+ YARD RECEIVING GAMES.....	9/25/23-10/29/23 - A.J. Brown (9-131-0TD) at TB, (9-175-2TDs) vs. Was., (6-127-0TD) at LAR, (7-131-0TD) at NYJ, (10-137-1TD) vs. Mia., (8-130-2TDs) at Was.



INDIVIDUAL WITH 3+ TD RECEPTIONS.....	10/30/22 - A.J. Brown (6-156-3TDs) vs. Pit.
INDIVIDUAL WITH 2+ TD RECEPTIONS.....	10/29/23 - A.J. Brown (8-130-2TDs) at Was.
PASS PLAY OF 80+ YARDS.....	9/19/21 - 91, Jalen Hurts to Quez Watkins vs. SF
PASS PLAY OF 60+ YARDS.....	9/6/24 - 67t, Jalen Hurts to A.J. Brown vs. GB
PASS PLAY OF 40+ YARDS.....	9/6/24 - 67t, Jalen Hurts to A.J. Brown vs. GB

NOTABLE OFFENSIVE COMBINATIONS (EAGLES)

LED TEAM IN RUSHING & RECEIVING YARDS IN SAME GAME.....	12/29/19 - Boston Scott (19-54-3TDs rush, 4-84 rec.) at NYG
100+ YARD RUSHER & 100+ YARD RECEIVER IN SAME GAME.....	9/6/24 - Saquon Barkley (24-109-2TDs rush) & A.J. Brown (5-119-1TD rec.) vs. GB
100+ YARD RUSHER, 100+ YARD RECEIVER & 300+ YARD PASSER IN SAME GAME.....	9/23/07 - Brian Westbrook (14-110-2TDs rush & 5-111-1TD rec.), Kevin Curtis (11-221-3TDs rec.) & Donovan McNabb (26-21-381-0-4TDs) vs. Det.
INDIVIDUAL WITH 1+ RUSHING TD & 1+ RECEIVING TD IN SAME GAME.....	9/6/24 - Saquon Barkley (24-109-2TDs rush, 2-23-1TD rec.) vs. GB
INDIVIDUAL WITH 1+ PASSING TD & 1+ RUSHING TD IN SAME GAME.....	9/16/24 - J. Hurts (30-23-183-1-1TD passing, 13-85-1TD rushing) vs. Atl.
INDIVIDUAL WITH 1+ PASSING TD & 1+ RECEIVING TD IN SAME GAME.....	2/4/18 - Nick Foles (43-28-373-1-3TDs passing, 1-1-1TD receiving) at NE

DEFENSE (EAGLES)

HELD OPPONENT UNDER 200 YARDS TOTAL OFFENSE.....	9/25/23 - at TB (174; 41 rushing, 133 passing)
HELD OPPONENT UNDER 300 YARDS TOTAL OFFENSE.....	12/25/23 - vs. NYG (292; 106 rushing, 186 passing)
HELD OPPONENT UNDER 50 YARDS RUSHING.....	10/22/23 - vs. Mia. (45)
HELD OPPONENT UNDER 75 YARDS RUSHING.....	11/5/23 - vs. Dal. (73)
HELD OPPONENT UNDER 100 YARDS RUSHING.....	11/5/23 - vs. Dal. (73)
HELD OPPONENT UNDER 100 NET YARDS PASSING.....	1/29/23 - vs. SF (NFCC) (83)
HELD OPPONENT UNDER 150 NET YARDS PASSING.....	9/25/23 - at TB (133)
INTERCEPTION RETURN FOR TOUCHDOWN.....	12/31/23 - S. Brown, 99 yards (QB K. Murray) vs. Ari.
INDIVIDUAL WITH 3+ INTERCEPTIONS.....	10/16/11 - K. Coleman (3) at Was. (QB R. Grossman)
INDIVIDUAL WITH 2+ INTERCEPTIONS.....	10/16/22 - C. Gardner-Johnson (2) vs. Dal. (QB C. Rush)
FUMBLE RECOVERED FOR TOUCHDOWN.....	12/10/23 - J. Carter fumble recovery at DAL 42 (forced by F. Cox) at Dal.
SAFETY SCORED.....	9/25/23 - R. White up the middle tackled in end zone for -1 yards
7.0+ SACKS.....	1/1/23 - vs. NO (7.0)
6.0+ SACKS.....	1/1/23 - vs. NO (7.0)
5.0+ SACKS.....	11/5/23 - vs. Dal. (5.0)
INDIVIDUAL WITH 3.0+ SACKS.....	10/1/23 - N. Morrow (3.0 sacks of S. Howell) vs. Was.
INDIVIDUAL WITH 2.0+ SACKS.....	9/6/24 - Z. Baun (1.0 sack each of J. Love and M. Willis) vs. GB

SPECIAL TEAMS (EAGLES)

KICKOFF RETURN FOR TOUCHDOWN.....	10/23/16 - Josh Huff, 98 yards vs. Min.
KICKOFF RETURN FOR TOUCHDOWN TO START GAME.....	11/23/14 - Josh Huff, 107 yards vs. Ten.
PUNT RETURN FOR TOUCHDOWN.....	12/6/20 - Jalen Reagor, 73 yards at GB
BLOCKED PUNT RECOVERED FOR TOUCHDOWN.....	12/6/15 - N. Goode returned R. Allen's blocked punt (blocked by C. Maragos) 24 yards at NE
BLOCKED PUNT.....	10/10/21 - T. Edwards blocked punt by J. Charlton at Car.
BLOCKED PAT.....	9/20/20 - M. Jackson, PAT attempt by S. Sloman vs. LAR
BLOCKED FIELD GOAL.....	11/26/23 - J. Carter, 34-yd attempt by T. Bass vs. Buf.
BLOCKED FIELD GOAL RETURNED FOR TOUCHDOWN.....	10/23/05 - Matt Ware, 65-yd. return after Quintin Mikell blocked a 40-yd. att. by Nate Kaeding vs. SD
INDIVIDUAL WITH 5+ FIELD GOALS.....	1/8/23 - J. Elliott (5-5) vs. NYG
INDIVIDUAL WITH 4+ FIELD GOALS.....	12/25/23 - J. Elliott (4-4) vs. NYG
SUCCESSFUL ONSIDE KICK ATTEMPT.....	9/17/17 - J. Elliott kick recovered by T. Burton at KC (4th Q)
FAILED ONSIDE KICK ATTEMPT.....	12/3/23 - J. Elliott kick recovered by C. McCaffrey vs. SF (4th Q)
TOUCHDOWN OFF FAKE FIELD GOAL ATTEMPT.....	12/24/89 - C. Carter 22-yard pass from R. Ruzek vs. Pho.
TOUCHDOWN OFF FAKE PUNT.....	9/29/02 - B. Dawkins 57 yard pass from B. Mitchell vs. Hou



TEAM (OPPONENT)

WON IN OVERTIME.....	12/9/18 - at Dal., 23-29
WON BY SCORING IN LAST TWO MINUTES OF REGULATION.....	9/16/24 - vs. Atl., 21-22 (winning receiving TD at 0:34)
TIED GAME BY SCORING IN LAST TWO MINUTES.....	10/1/23 - vs. Was., 34-31 OT (tied game at 0:02)
WON IN PRIMETIME.....	9/16/24 - vs. Atl. (MNF), 21-22
SHUTOUT.....	12/31/17 - vs. Dal., 0-6
WON BY 20+ POINTS.....	1/15/24 - at TB, 9-32
WON AFTER TRAILING BY 20+ POINTS.....	10/2/11 - vs. SF, 23-24 (PHI ahead 23-3 in 3rd quarter)
HELD 28+ POINT LEAD.....	1/16/22 - at TB, 15-31
HELD 21+ POINT LEAD.....	1/15/24 - at TB, 9-32
HELD 17+ POINT LEAD.....	1/15/24 - at TB, 9-32
SCORED 20+ POINTS IN QUARTER.....	1/7/24 - at NYG, 10-27 (21, 2nd Q)
SCORED 20+ POINTS IN HALF.....	1/7/24 - at NYG, 10-27 (24, 1st half)
HELD OPPONENT WITHOUT A TOUCHDOWN.....	1/5/20 - vs. Sea., 9-17
TOUCHDOWNS SCORED BY OFFENSE & DEFENSE.....	12/25/23 - vs. NYG, 33-25 (2 offense, 1 defense)
TOUCHDOWNS SCORED BY OFFENSE, DEFENSE & SPECIAL TEAMS.....	11/16/14 - at GB, 53-20 (4 off., 2 def., 1 ST)
NO TURNOVERS.....	9/16/24 - vs. Atl., 21-22
TOUCHDOWN SCORED ON FIRST DRIVE.....	12/10/23 - at Dal., 13-33
SUCCESSFUL 2-POINT CONVERSION ATTEMPT.....	12/31/23 - K. Murray passes short left to J. Conner vs. Ari.
FAILED 2-POINT CONVERSION ATTEMPT.....	9/16/24 - K. Cousins pass to D. London incomplete vs. Atl.

TOTAL OFFENSE (OPPONENT)

500+ TOTAL NET YARDS OF OFFENSE.....	11/26/23 - vs. Buf. (505; 173 rushing, 332 passing)
400+ TOTAL NET YARDS OF OFFENSE.....	9/6/24 - vs. GB (414; 163 rushing, 251 passing)

PASSING (OPPONENT)

400+ NET YARDS PASSING BY TEAM.....	12/20/20 - at Ari. (423)
300+ NET YARDS PASSING BY TEAM.....	1/15/24 - at TB (307)
INDIVIDUAL WITH 50+ PASS ATTEMPTS.....	11/26/23 - Josh Allen (51-29-339-1-2TDs) vs. Buf.
INDIVIDUAL WITH 40+ PASS ATTEMPTS.....	11/26/23 - Josh Allen (51-29-339-1-2TDs) vs. Buf.
INDIVIDUAL WITH 30+ PASS COMPLETIONS.....	10/29/23 - Sam Howell (52-39-397-1-4TDs) at Was.
INDIVIDUAL WITH 25+ PASS COMPLETIONS.....	12/31/23 - Kyler Murray (31-25-232-1-3TDs) vs. Ari.
INDIVIDUAL 300+ YARD PASSING GAME.....	1/15/24 - Baker Mayfield (36-22-337-0-3TDs) at TB
CONSECUTIVE 300+ YARD PASSING GAMES.....	11/26/23 - 12/3/23 - Josh Allen (51-29-339-1-2TDs) vs. Buf. & Brock Purdy (27-19-314-0-4TDs) vs. SF
INDIVIDUAL WITH 4+ TOUCHDOWN PASSES.....	12/3/23 - Brock Purdy (27-19-314-0-4TDs) vs. SF
INDIVIDUAL WITH 3+ TOUCHDOWN PASSES.....	1/15/24 - Baker Mayfield (36-22-337-0-3TDs) at TB
NO SACKS ALLOWED.....	2/12/23 - vs. KC (SB) (27 attempts - P. Mahomes)

RUSHING (OPPONENT)

300+ NET YARDS RUSHING BY TEAM.....	9/25/60 - vs. Cle. (329)
200+ NET YARDS RUSHING BY TEAM.....	12/31/23 - vs. Ari. (221)
INDIVIDUAL 200+ YARD RUSHING GAME.....	11/22/15 - Doug Martin (27-235-0TD) vs. TB
INDIVIDUAL 150+ YARD RUSHING GAME.....	11/11/18 - Ezekiel Elliott (19-151-1TD) vs. Dal.
INDIVIDUAL 100+ YARD RUSHING GAME.....	12/31/23 - James Conner (26-128-1TD) vs. Ari.
TWO 100+ YARD RUSHERS IN SAME GAME.....	10/30/05 - M. Anderson (21-126-1TD) and T. Bell (14-107-2TDs) at Den.
CONSECUTIVE 100+ YARD RUSHING GAMES.....	10/3/21-10/10/21 - C. Edwards-Helaire (14-102-0TD) vs. KC; C. Hubbard (24-101-0TD) at Car.
COMBINED 200+ YARDS RUSHING BY TWO PLAYERS.....	11/20/15 - 187 by D. Johnson (29-187-3TDs) & K. Williams (6-34-0TD) vs. Ari.
INDIVIDUAL WITH 30+ CARRIES.....	12/14/14 - DeMarco Murray (31-81-2TDs) vs. Dal.
INDIVIDUAL WITH 25+ CARRIES.....	12/31/23 - James Conner (26-128-1TD) vs. Ari.
RUSHING PLAY OF 80+ YARDS.....	10/22/20 - 80 by Daniel Jones vs. NYG
RUSHING PLAY OF 60+ YARDS.....	12/6/20 - 77t by Aaron Jones vs. GB
RUSHING PLAY OF 40+ YARDS.....	9/11/22 - 50 by D'Andre Swift at Det.
INDIVIDUAL WITH 3+ RUSHING TOUCHDOWNS.....	12/20/15 - David Johnson (29-187-3TDs) vs. Ari.
INDIVIDUAL WITH 2+ RUSHING TOUCHDOWNS.....	1/7/24 - Saquon Barkley (18-46-2TDs) at NYG

RECEIVING (OPPONENT)

INDIVIDUAL WITH 10+ RECEPTIONS.....	11/5/23 - C. Lamb (11-191-0TD) vs. Dal.
INDIVIDUAL WITH 150+ YARD RECEIVING GAME.....	11/5/23 - C. Lamb (11-191-0TD) vs. Dal.
INDIVIDUAL WITH 100+ YARD RECEIVING GAME.....	9/6/24 - J. Reed (4-138-1TD) vs. GB
TWO-OR-MORE 100+YARD RECEIVERS IN SAME GAME.....	12/27/20 - Amari Cooper (4-121-0TD) & Michael Gallup (6-121-2TDs) at Dal.
CONSECUTIVE 100+ YARD RECEIVING GAMES.....	11/26/23-12/3/23 - Gabe Davis (6-105-1TD) vs. Buf., Deebo Samuel (4-116-2TDs) vs. SF



INDIVIDUAL WITH 3+ TD RECEPTIONS.....	10/3/21 - Tyreek Hill (11-186-3TDs) vs. KC
INDIVIDUAL WITH 2+ TD RECEPTIONS.....	12/3/23 - Deebo Samuel (4-116-2TDs) vs. SF
PASS PLAY OF 80+ YARDS.....	12/11/16 - 80t, Kirk Cousins to DeSean Jackson vs. Was.
PASS PLAY OF 60+ YARDS.....	9/6/24 - 70t, Jordan Love to Jayden Reed vs. GB
PASS PLAY OF 40+ YARDS.....	9/16/24 - 41t, Kirk Cousins to Darnell Mooney vs. Atl.

NOTABLE OFFENSIVE COMBINATIONS (OPPONENT)

LED TEAM IN RUSHING & RECEIVING YARDS IN SAME GAME.....	12/16/18 - Todd Gurley (12-48-2TDs rush, 10-76 rec.) at LAR
100+ YARD RUSHER & 100+ YARD RECEIVER IN SAME GAME.....	10/3/21 - Clyde Edwards-Helaire (14-102-0TD rush) & Tyreek Hill (11-186-3TDs rec.) vs. KC
100+ YARD RUSHER, 100+ YARD RECEIVER & 300+ YARD PASSER IN SAME GAME.....	12/27/20 - Ezekiel Elliott (19-105-0TD rush), Amari Cooper (4-121-0TD rec.), Michael Gallup (6-121-2TDs rec.) & Andy Dalton (30-22-377-1-3TDs) at Dal.
INDIVIDUAL WITH 1+ RUSHING TD & 1+ RECEIVING TD IN SAME GAME.....	9/6/24 - Jayden Reed (1-33-1TD rush, 4-138-1TD rec.) vs. GB
INDIVIDUAL WITH 1+ PASSING TD & 1+ RUSHING TD IN SAME GAME.....	11/26/23 - J. Allen (51-29-339-1-2TDs passing, 9-81-2TDs rushing) vs. Buf.
INDIVIDUAL WITH 1+ PASSING TD & 1+ RECEIVING TD IN SAME GAME.....	11/20/16 - Russell Wilson (31-18-272-0-1TD pass, 1-15-1TD receiving) at Sea.

DEFENSE (OPPONENT)

HELD OPPONENT UNDER 200 YARDS TOTAL OFFENSE.....	12/7/14 - vs. Sea. (139; 57 rushing, 82 passing)
HELD OPPONENT UNDER 300 YARDS TOTAL OFFENSE.....	1/15/24 - at TB (276; 42 rushing, 234 passing)
HELD OPPONENT UNDER 50 YARDS RUSHING.....	1/15/24 - at TB (42)
HELD OPPONENT UNDER 75 YARDS RUSHING.....	1/15/24 - at TB (42)
HELD OPPONENT UNDER 100 YARDS RUSHING.....	1/15/24 - at TB (42)
HELD OPPONENT UNDER 100 NET YARDS PASSING.....	1/3/21 - vs. Was. (98)
HELD OPPONENT UNDER 150 NET YARDS PASSING.....	12/18/23 - at Sea. (143)
INTERCEPTION RETURN FOR TOUCHDOWN.....	12/25/23 - A. Jackson, 76 yards (QB J. Hurts) vs. NYG
INDIVIDUAL WITH 3+ INTERCEPTIONS.....	12/2/07 - L. Tatupu (3) vs. Sea. (QB A.J. Feeley)
INDIVIDUAL WITH 2+ INTERCEPTIONS.....	1/7/24 - X. McKinney (2) at NYG (QBs J. Hurts and M. Mariota)
FUMBLE RECOVERED FOR TOUCHDOWN.....	2/12/23 - N. Bolton 36-yard return of J. Hurts fumble vs. KC (SB)
SAFETY SCORED.....	1/15/24 - Penalty on J. Hurts enforced in end zone for a safety at TB
7.0+ SACKS.....	12/6/20 - at GB (7)
6.0+ SACKS.....	1/1/23 - vs. NO (6)
5.0+ SACKS.....	1/7/24 - at NYG (5)
INDIVIDUAL WITH 3.0+ SACKS.....	9/14/23 - D. Hunter (3.0 sacks of J. Hurts) vs. Min.
INDIVIDUAL WITH 2.0+ SACKS.....	1/7/24 - A. Ojulari (2.0 sacks each of M. Mariota) at NYG

SPECIAL TEAMS (OPPONENT)

KICKOFF RETURN FOR TOUCHDOWN.....	9/22/19 - Jamal Agnew, 100 yards vs. Det.
KICKOFF RETURN FOR TOUCHDOWN TO START GAME.....	10/12/03 - Randal Williams, 37 yards at Dal.
PUNT RETURN FOR TOUCHDOWN.....	9/19/16 - Eddie Royal, 65 yards at Chi.
BLOCKED PUNT RECOVERED FOR TOUCHDOWN.....	12/10/17 - B. Countess returned D. Jones' blocked punt (blocked by M. Thomas) 16 yards at LAR
BLOCKED PUNT.....	12/11/22 - A. Siposs' punt is blocked by E. Smith at NYG
BLOCKED PAT.....	12/13/09 - F. Robbins, PAT attempt by D. Akers vs. NYG
BLOCKED FIELD GOAL.....	9/19/22 - P. Peterson, 41-yard attempt by J. Elliott vs. Min.
BLOCKED FIELD GOAL RETURNED FOR TOUCHDOWN.....	12/7/08 - K. Dockery, 71-yard return after Justin Tuck blocked a 32-yard attempt by D. Akers at NYG
INDIVIDUAL WITH 5+ FIELD GOALS.....	10/27/13 - Josh Brown (5-5) vs. NYG
INDIVIDUAL WITH 4+ FIELD GOALS.....	12/10/23 - Brandon Aubrey (4-4) at Dal.
SUCCESSFUL ONSIDE KICK ATTEMPT.....	12/6/15 - S. Gostkowski kick recovered by R. Melvin at NE (4th Q)
FAILED ONSIDE KICK ATTEMPT.....	12/31/23 - M. Prater kick recovered by E. Ricks vs. Ari. (4th Q)
TOUCHDOWN OFF FAKE FIELD GOAL ATTEMPT.....	12/20/1998 - Holder E. Bjornson 7-yard run at Dal.
TOUCHDOWN OFF FAKE PUNT.....	N/A



NFL STATISTICS



[FRONT OFFICE & COACHING STAFF](#)

[PLAYER BIOS](#)

[ROSTER BREAKDOWN](#)

[2024 EAGLES STATISTICS](#)

[RECORD BOOK](#)

[NFL STATISTICS](#)

[OFF THE FIELD](#)

2024 NATIONAL FOOTBALL LEAGUE

TEAM OFFENSIVE TOTALS

CATEGORY	BAL	BUF	CIN	CLE	DEN	HOU	IND	JAX	KC	LAC	LV
GAMES (W-L-T)	0-2-0	2-0-0	0-2-0	1-1-0	0-2-0	2-0-0	0-2-0	0-2-0	2-0-0	2-0-0	1-1-0
FIRST DOWNS	46	36	31	32	26	41	33	35	40	32	32
Rushing	18	15	11	12	12	15	17	14	13	15	2
Passing	25	16	18	15	14	24	14	17	22	14	26
Penalty	3	5	2	5	0	2	2	4	5	3	4
YDS GAINED (tot)	835	599	544	527	526	727	641	590	639	665	556
Avg per Game	417.5	299.5	272.0	263.5	263.0	363.5	320.5	295.0	319.5	332.5	278.0
RUSHING (net)	336	238	144	218	163	288	244	255	221	395	98
Avg per Game	168.0	119.0	72.0	109.0	81.5	144.0	122.0	127.5	110.5	197.5	49.0
Rushes	59	59	38	48	44	62	40	47	52	71	39
Yards per Rush	5.7	4.0	3.8	4.5	3.7	4.7	6.1	5.4	4.3	5.6	2.5
PASSING (net)	499	361	400	309	363	439	397	335	418	270	458
Avg per Game	249.5	180.5	200.0	154.5	181.5	219.5	198.5	167.5	209.0	135.0	229.0
Attempts	75	42	65	79	77	68	53	51	53	46	71
Completions	47	31	44	46	46	47	26	26	38	31	55
Completion Pct	62.7%	73.8%	67.7%	58.2%	59.7%	69.1%	49.1%	51.0%	71.7%	67.4%	77.5%
Yards Gained	520	371	422	355	384	494	416	382	442	274	533
Sacked	3	2	6	8	4	7	3	7	4	2	9
Yards Lost	21	10	22	46	21	55	19	47	24	4	75
Had Intercepted	1	0	0	2	4	0	4	0	3	1	2
Yards Opp Ret	0	0	0	9	9	0	19	0	12	0	3
Opp TDs on Int	0	0	0	0	0	0	0	0	0	0	0
PUNTS	6	5	6	12	14	8	6	9	5	10	8
Avg Yards	41.3	46.8	59.3	47.9	50.3	40.4	52.2	51.9	51.2	46.1	49.1
PUNT RETURNS	2	1	5	8	8	3	0	2	2	2	5
Avg Return	9.0	7.0	6.2	12.1	8.4	3.7	0.0	5.5	6.5	12.0	8.8
Returned for TD	0	0	0	0	0	0	0	0	0	0	0
KICKOFF RETURNS	2	2	2	5	3	3	4	3	2	2	3
Avg Return	23.0	39.0	24.0	24.4	23.0	32.7	27.3	18.7	28.5	24.0	29.3
Returned for TD	0	0	0	0	0	0	0	0	0	0	0
PENALTIES	18	10	10	24	17	17	7	14	10	10	5
Yards Penalized	173	70	89	164	184	145	40	123	89	65	30
FUMBLES BY	1	2	6	2	2	1	3	3	1	1	3
Fumbles Lost	1	1	3	0	1	1	0	1	1	1	2
Opp Fumbles	1	1	2	2	2	0	2	1	4	2	0
Opp Fumbles Lost	0	1	1	0	1	0	1	0	2	2	0
POSS. TIME (avg)	31:30	27:06	28:43	32:39	29:28	34:24	19:55	26:14	27:24	32:17	31:14
TOUCHDOWNS	4	8	3	3	1	4	5	3	6	5	3
Rushing	2	4	1	2	1	1	2	2	2	2	1
Passing	2	3	2	1	0	3	3	1	3	3	2
Returns	0	1	0	0	0	0	0	0	1	0	0
EXTRA POINT KICKS	4/4	8/8	2/3	3/3	1/1	3/3	4/4	3/3	5/5	3/4	3/3
2-PT CONVERSIONS	0/0	0/0	0/0	0/0	0/0	0/1	0/1	0/0	0/1	0/1	0/0
FIELD GOALS MADE/ATTEMPTED	5/7	3/4	5/5	4/4	5/5	7/7	1/2	3/4	4/4	5/5	5/6
POINTS SCORED	43	65	35	35	26	48	37	30	53	48	36

2024 NATIONAL FOOTBALL LEAGUE

TEAM DEFENSIVE TOTALS

CATEGORY	BAL	BUF	CIN	CLE	DEN	HOU	IND	JAX	KC	LAC	LV
POINTS ALLOWED	53	38	42	46	39	40	45	38	45	13	45
OPP FIRST DOWNS	39	38	36	33	35	29	45	35	43	21	32
Rushing	5	15	20	14	9	12	24	12	19	5	10
Passing	29	22	13	17	18	11	19	18	22	15	20
Penalty	5	1	3	2	8	6	2	5	2	1	2
OPP YARDS GAINED (tot)	613	621	576	588	555	508	800	697	772	455	699
Avg per Game	306.5	310.5	288.0	294.0	277.5	254.0	400.0	348.5	386.0	227.5	349.5
OPP RUSHING (net)	99	263	319	229	287	175	474	206	259	161	327
Avg per Game	49.5	131.5	159.5	114.5	143.5	87.5	237.0	103.0	129.5	80.5	163.5
Rushes	37	59	71	46	69	44	93	54	54	40	54
Yards per Rush	2.7	4.5	4.5	5.0	4.2	4.0	5.1	3.8	4.8	4.0	6.1
OPP PASSING (net)	514	358	257	359	268	333	326	491	513	294	372
Avg per Game	257.0	179.0	128.5	179.5	134.0	166.5	163.0	245.5	256.5	147.0	186.0
Pass Attempts	66	70	49	62	45	56	46	71	77	59	60
Pass Completions	50	46	33	33	31	32	36	45	49	43	38
Completion Pct	75.8%	65.7%	67.4%	53.2%	68.9%	57.1%	78.3%	63.4%	63.6%	72.9%	63.3%
Yards Gained	567	387	272	399	288	386	356	524	531	341	391
Sacked	7	6	3	7	4	9	4	5	4	6	3
Yards Lost	53	29	15	40	20	53	30	33	18	47	19
INTERCEPTED BY	2	3	2	0	1	3	0	0	0	2	1
Yards Returned	0	62	12	0	21	9	0	0	0	6	0
Returned for TD	0	1	0	0	0	0	0	0	0	0	0
OPP PUNT RETURNS	3	1	3	6	6	1	1	6	2	3	2
Avg Return	5.3	6.0	7.7	17.3	4.5	1.0	0.0	6.3	6.0	13.7	12.0
Returned for TD	0	0	0	1	0	0	0	0	0	0	0
OPP KICKOFF RETURNS	4	3	1	2	4	6	0	1	2	4	3
Avg Return	29.3	41.0	27.0	23.0	21.8	26.5	0.0	25.0	24.0	27.3	27.0
Returned for TD	0	1	0	0	0	0	0	0	0	0	0
OPP TOUCHDOWNS	5	4	4	4	4	5	4	3	4	1	4
Rushing	3	1	1	2	2	3	1	2	1	0	2
Passing	2	2	2	1	2	2	3	1	3	1	2
Returns	0	1	1	1	0	0	0	0	0	0	0

2024 NATIONAL FOOTBALL LEAGUE

TEAM OFFENSIVE TOTALS

CATEGORY	MIA	NE	NYJ	PIT	TEN	ARI	ATL	CAR	CHI	DAL	DET
GAMES (W-L-T)	1-1-0	1-1-0	1-1-0	2-0-0	0-2-0	1-1-0	1-1-0	0-2-0	1-1-0	1-1-0	1-1-0
FIRST DOWNS	38	36	30	32	36	42	37	18	26	35	47
Rushing	13	19	9	13	18	21	15	6	9	12	19
Passing	23	15	20	13	13	19	19	10	12	21	23
Penalty	2	2	1	6	5	2	3	2	5	2	5
YDS GAINED (tot)	751	600	531	521	544	759	611	352	353	618	826
Avg per Game	375.5	300.0	265.5	260.5	272.0	379.5	305.5	176.0	176.5	309.0	413.0
RUSHING (net)	220	355	169	278	270	355	241	148	155	170	302
Avg per Game	110.0	177.5	84.5	139.0	135.0	177.5	120.5	74.0	77.5	85.0	151.0
Rushes	59	75	43	77	54	65	50	38	44	46	58
Yards per Rush	3.7	4.7	3.9	3.6	5.0	5.5	4.8	3.9	3.5	3.7	5.2
PASSING (net)	531	245	362	243	274	404	370	204	198	448	524
Avg per Game	265.5	122.5	181.0	121.5	137.0	202.0	185.0	102.0	99.0	224.0	262.0
Attempts	76	51	59	43	60	52	55	57	66	74	84
Completions	48	30	37	30	38	38	36	31	37	47	53
Completion Pct	63.2%	58.8%	62.7%	69.8%	63.3%	73.1%	65.5%	54.4%	56.1%	63.5%	63.1%
Yards Gained	563	270	379	273	319	428	396	245	267	478	541
Sacked	5	4	3	4	7	5	3	6	9	6	2
Yards Lost	32	25	17	30	45	24	26	41	69	30	17
Had Intercepted	3	0	1	0	3	0	2	3	2	2	3
Yards Opp Ret	62	0	0	0	52	0	49	5	9	47	21
Opp TDs on Int	1	0	0	0	1	0	0	0	0	0	0
PUNTS	5	11	9	11	11	3	6	12	12	7	6
Avg Yards	49.2	53.8	51.3	51.8	44.9	46.0	49.8	41.8	46.2	49.6	49.5
PUNT RETURNS	3	3	4	9	9	3	3	1	6	5	6
Avg Return	4.3	11.3	9.8	8.2	7.4	12.0	13.0	13.0	10.8	19.2	8.3
Returned for TD	0	0	0	0	0	0	0	0	0	1	0
KICKOFF RETURNS	0	1	5	1	7	3	3	12	4	6	3
Avg Return	0.0	27.0	26.8	13.0	25.6	41.0	26.0	26.1	29.3	25.8	27.0
Returned for TD	0	0	0	0	0	1	0	0	0	0	0
PENALTIES	16	8	10	19	13	10	8	15	16	15	10
Yards Penalized	153	82	80	138	95	83	74	170	115	111	127
FUMBLES BY	0	2	1	2	2	3	2	1	3	2	0
Fumbles Lost	0	0	1	0	2	2	1	1	1	0	0
Opp Fumbles	3	3	1	1	3	2	1	2	2	1	2
Opp Fumbles Lost	1	2	1	1	1	2	0	2	2	0	0
POSS. TIME (avg)	34:45	33:23	25:42	33:58	32:26	33:12	24:23	23:32	28:10	29:18	30:37
TOUCHDOWNS	3	3	6	1	4	8	3	1	3	4	4
Rushing	1	2	2	0	2	2	0	1	1	1	3
Passing	2	1	4	1	2	4	3	0	0	2	1
Returns	0	0	0	0	0	2	0	0	2	1	0
EXTRA POINT KICKS	3/3	3/3	4/4	1/1	4/4	7/7	2/2	1/1	2/2	4/4	3/3
2-PT CONVERSIONS	0/0	0/0	0/2	0/0	0/0	1/1	0/1	0/0	1/1	0/0	0/0
FIELD GOALS MADE/ATTEMPTED	3/4	5/6	1/1	8/8	2/2	4/4	4/4	2/2	5/5	8/8	5/5
POINTS SCORED	30	36	43	31	34	69	32	13	37	52	42

2024 NATIONAL FOOTBALL LEAGUE

TEAM DEFENSIVE TOTALS

CATEGORY	MIA	NE	NYJ	PIT	TEN	ARI	ATL	CAR	CHI	DAL	DET
POINTS ALLOWED	48	33	49	16	48	44	39	73	36	61	40
OPP FIRST DOWNS	30	31	44	28	27	37	38	43	31	39	40
Rushing	14	10	19	11	12	12	19	23	13	20	11
Passing	13	18	19	16	14	20	18	15	17	16	24
Penalty	3	3	6	1	1	5	1	5	1	3	5
OPP YARDS GAINED (tot)	514	582	701	521	413	597	635	728	554	662	603
Avg per Game	257.0	291.0	350.5	260.5	206.5	298.5	317.5	364.0	277.0	331.0	301.5
OPP RUSHING (net)	236	116	310	153	185	183	323	399	215	283	153
Avg per Game	118.0	58.0	155.0	76.5	92.5	91.5	161.5	199.5	107.5	141.5	76.5
Rushes	52	35	66	41	46	53	78	81	48	58	46
Yards per Rush	4.5	3.3	4.7	3.7	4.0	3.5	4.1	4.9	4.5	4.9	3.3
OPP PASSING (net)	278	466	391	368	228	414	312	329	339	379	450
Avg per Game	139.0	233.0	195.5	184.0	114.0	207.0	156.0	164.5	169.5	189.5	225.0
Pass Attempts	40	73	57	61	59	50	53	44	68	61	68
Pass Completions	25	54	38	36	32	37	40	33	42	35	46
Completion Pct	62.5%	74.0%	66.7%	59.0%	54.2%	74.0%	75.5%	75.0%	61.8%	57.4%	67.7%
Yards Gained	301	491	423	401	269	448	339	330	387	412	502
Sacked	3	6	7	4	4	7	3	2	6	7	7
Yards Lost	23	25	32	33	41	34	27	1	48	33	52
INTERCEPTED BY	0	0	1	4	0	0	1	1	2	3	2
Yards Returned	0	0	0	54	0	0	0	0	52	9	1
Returned for TD	0	0	0	0	0	0	0	0	1	0	0
OPP PUNT RETURNS	1	6	7	5	8	2	5	5	7	5	1
Avg Return	3.0	10.0	7.4	9.6	12.4	9.5	11.2	15.0	5.9	14.4	0.0
Returned for TD	0	0	0	0	0	0	0	0	0	0	0
OPP KICKOFF RETURNS	3	1	2	2	4	2	1	3	8	4	1
Avg Return	23.0	26.0	26.0	28.0	31.0	47.0	27.0	26.0	28.1	24.3	20.0
Returned for TD	0	0	0	0	0	0	0	0	0	0	0
OPP TOUCHDOWNS	6	3	4	1	5	5	2	8	3	8	4
Rushing	3	2	3	0	1	3	1	3	1	5	2
Passing	2	1	1	1	2	2	1	5	2	3	2
Returns	1	0	0	0	2	0	0	0	0	0	0

2024 NATIONAL FOOTBALL LEAGUE

TEAM OFFENSIVE TOTALS

CATEGORY	GB	LAR	MIN	NO	NYG	PHI	SEA	SF	TB	WAS	NFL/Avg
GAMES (W-L-T)	1-1-0	0-2-0	2-0-0	2-0-0	0-2-0	1-1-0	2-0-0	1-1-0	2-0-0	1-1-0	---
FIRST DOWNS	38	40	34	46	32	47	37	48	36	44	36.3
Rushing	20	12	15	28	10	18	10	15	7	21	14.2
Passing	15	24	17	15	19	26	22	29	24	18	18.8
Penalty	3	4	2	3	3	3	5	4	5	5	3.3
YDS GAINED (tot)	797	632	715	811	544	775	662	800	608	724	637.0
Avg per Game	398.5	316.0	357.5	405.5	272.0	387.5	331.0	400.0	304.0	362.0	318.5
RUSHING (net)	424	136	257	370	203	330	192	282	182	353	249.8
Avg per Game	212.0	68.0	128.5	185.0	101.5	165.0	96.0	141.0	91.0	176.5	124.9
Rushes	74	43	50	76	43	75	52	63	53	65	55.1
Yards per Rush	5.7	3.2	5.1	4.9	4.7	4.4	3.7	4.5	3.4	5.4	4.5
PASSING (net)	373	496	458	441	341	445	470	518	426	371	387.2
Avg per Game	186.5	248.0	229.0	220.5	170.5	222.5	235.0	259.0	213.0	185.5	193.6
Attempts	49	76	50	40	70	64	69	65	49	53	60.7
Completions	29	53	36	30	38	43	51	47	36	40	39.5
Completion Pct	59.2%	69.7%	72.0%	75.0%	54.3%	67.2%	73.9%	72.3%	73.5%	75.5%	65.1%
Yards Gained	382	533	476	443	364	461	498	550	474	410	417.0
Sacked	2	7	5	2	6	3	5	9	6	7	5.0
Yards Lost	9	37	18	2	23	16	28	32	48	39	29.8
Had Intercepted	1	1	2	1	2	3	1	1	1	0	1.5
Yards Opp Ret	1	0	26	0	10	34	21	12	1	0	12.6
Opp TDs on Int	0	0	0	0	1	0	0	0	0	0	0.1
PUNTS	5	7	7	3	8	4	10	4	6	3	7.5
Avg Yards	42.6	50.9	45.6	40.7	45.5	48.5	51.0	39.3	44.7	46.3	48.0
PUNT RETURNS	1	2	2	4	1	1	3	3	1	1	3.4
Avg Return	0.0	6.0	5.0	15.0	0.0	9.0	12.7	5.0	15.0	24.0	9.5
Returned for TD	0	0	0	0	0	0	0	0	0	0	0.0
KICKOFF RETURNS	1	2	0	2	7	3	4	1	1	3	3.1
Avg Return	24.0	30.5	0.0	32.5	25.4	21.7	25.0	21.0	22.0	27.7	26.6
Returned for TD	0	0	0	0	0	0	0	0	0	0	0.0
PENALTIES	16	8	14	15	14	16	12	8	11	17	12.9
Yards Penalized	121	60	116	135	115	110	91	70	81	120	106.8
FUMBLES BY	3	1	4	1	2	2	1	3	2	3	2.0
Fumbles Lost	1	1	2	1	1	1	1	1	0	0	0.9
Opp Fumbles	5	2	4	2	1	2	3	4	3	1	2.0
Opp Fumbles Lost	1	1	1	1	1	0	1	2	0	1	0.9
POSS. TIME (avg)	33:42	27:56	26:23	33:35	27:27	34:13	27:58	36:44	29:54	31:56	30:00
TOUCHDOWNS	4	3	6	11	3	6	5	4	6	3	4.3
Rushing	1	2	1	6	1	3	3	3	1	3	1.8
Passing	3	1	4	5	2	3	2	1	5	0	2.2
Returns	0	0	1	0	0	0	0	0	0	0	0.3
EXTRA POINT KICKS	3/3	3/3	6/6	10/11	0/1	5/5	4/4	4/4	6/6	2/2	96.7%
2-PT CONVERSIONS	0/1	0/0	0/0	0/0	0/2	1/1	0/1	0/0	0/0	0/1	20.0%
FIELD GOALS MADE/ATTEMPTED	6/8	3/3	3/3	5/5	2/2	4/4	5/5	7/7	5/5	7/9	92.2%
POINTS SCORED	45	30	51	91	24	55	49	49	57	41	42.7

2024 NATIONAL FOOTBALL LEAGUE

TEAM DEFENSIVE TOTALS

CATEGORY	GB	LAR	MIN	NO	NYG	PHI	SEA	SF	TB	WAS	NFL/Avg
POINTS ALLOWED	44	67	23	29	49	51	40	42	36	55	42.7
OPP FIRST DOWNS	44	45	38	31	39	41	32	31	48	40	36.3
Rushing	16	26	10	7	16	16	15	11	19	9	14.2
Passing	24	16	25	20	19	20	15	20	23	26	18.8
Penalty	4	3	3	4	4	5	2	0	6	5	3.3
OPP YARDS GAINED (tot)	748	852	639	546	737	799	541	669	762	696	637.0
Avg per Game	374.0	426.0	319.5	273.0	368.5	399.5	270.5	334.5	381.0	348.0	318.5
OPP RUSHING (net)	284	394	176	126	326	315	284	214	277	241	249.8
Avg per Game	142.0	197.0	88.0	63.0	163.0	157.5	142.0	107.0	138.5	120.5	124.9
Rushes	56	71	46	41	61	49	61	43	57	52	55.1
Yards per Rush	5.1	5.6	3.8	3.1	5.3	6.4	4.7	5.0	4.9	4.6	4.5
OPP PASSING (net)	464	458	463	420	411	484	257	455	485	455	387.2
Avg per Game	232.0	229.0	231.5	210.0	205.5	242.0	128.5	227.5	242.5	227.5	193.6
Pass Attempts	68	49	78	73	53	64	69	55	80	58	60.7
Pass Completions	37	35	50	41	42	37	41	36	52	40	39.5
Completion Pct	54.4%	71.4%	64.1%	56.2%	79.3%	57.8%	59.4%	65.5%	65.0%	69.0%	65.1%
Yards Gained	482	483	505	460	434	501	287	471	508	467	417.0
Sacked	3	3	11	7	6	3	5	5	2	2	5.0
Yards Lost	18	25	42	40	23	17	30	16	23	12	29.8
INTERCEPTED BY	5	1	3	4	1	1	2	2	2	0	1.5
Yards Returned	53	0	22	49	1	1	4	25	21	0	12.6
Returned for TD	0	0	1	0	0	0	0	0	0	0	0.1
OPP PUNT RETURNS	0	5	2	0	2	1	7	2	3	1	3.4
Avg Return	0.0	9.6	0.0	0.0	12.0	11.0	10.1	7.0	10.7	15.0	9.5
Returned for TD	0	0	0	0	0	0	0	0	0	0	0.0
OPP KICKOFF RETURNS	2	0	2	14	1	2	3	3	5	7	3.1
Avg Return	19.0	0.0	21.5	25.2	35.0	23.0	23.0	25.7	25.8	25.4	26.6
Returned for TD	0	0	0	0	0	0	0	0	0	0	0.0
OPP TOUCHDOWNS	5	8	2	2	4	5	3	5	4	7	4.3
Rushing	2	3	1	1	1	1	2	1	4	1	1.8
Passing	3	4	1	1	2	4	1	4	0	6	2.2
Returns	0	1	0	0	1	0	0	0	0	0	0.3

2024 NATIONAL FOOTBALL LEAGUE

NFL TEAM RANKINGS

TEAM	OFFENSE			DEFENSE		
	TOTAL	RUSH	PASS	TOTAL	RUSH	PASS
ARI	7	4t	15	13	9	19
ATL	18	17	20	17	27	7
BAL	*1	7	4	15	*1	32
BUF	21	18	23	16	18	12
CAR	32	29	31	25	31	9
CHI	31	28	32	8	13	11
CIN	24t	30	16	10	26	2t
CLE	28	21	26	12	14	13
DAL	17	25	9	19	20	16
DEN	29	27	21	9	23	4
DET	2	9	2	14	4t	21
GB	5	*1	18	27	21t	26
HOU	9	10	12	3	7	10
IND	14	16	17	31	32	8
JAX	22	15	25	22	11	30
KC	15	19	14	29	17	31
LAC	12	2	28	2	6	6
LAR	16	31	5	32	30	24
LV	23	32	7t	23	29	15
MIA	8	20	*1	4	15	5
MIN	11	14	7t	18	8	25
NE	20	4t	29	11	2	27
NO	3	3	11	7	3	20
NYG	24t	22	24	26	28	18
NYJ	27	26	22	24	24	17
PHI	6	8	10	30	25	28
PIT	30	12	30	5	4t	14
SEA	13	23	6	6	21t	2t
SF	4	11	3	20	12	22t
TB	19	24	13	28	19	29
TEN	24t	13	27	*1	10	*1
WAS	10	6	19	21	16	22t

t = Tied for position

* = League Leader

2024 NATIONAL FOOTBALL LEAGUE

NFL TEAM OFFENSE RANK

TEAM	(A)	(B)	(C)	(D)	(E)	(F)	(G)	(H)	(I)	(J)	(K)	(L)	(M)	(N)	(O)	(P)	(Q)
BAL	1	6	7	3	4	12	10	2	4t	13t	10t	14t	24t	29	27	14t	31
BUF	21	9	18	20	23	3	1t	6	15t	22t	1t	21	2	18	17	3	27t
CIN	24t	22	30	23	16	22	1t	19	28	22t	10t	23	21t	1	1t	22t	1t
CLE	28	30	21	16	26	30	18	23	23t	31	7t	8	20	17	28	22t	1t
DEN	29	28	27	25	21	27	29	9	30t	29	10t	17	24t	10	5	30	1t
HOU	9	18	10	15	12	18	1t	24	8	15	1t	29	3	31	23	11t	1t
IND	14	3	16	1	17	7	32	11	22	19	15t	30t	10	3	1t	18t	32
JAX	22	14	15	7	25	20	1t	31	19t	28	24t	25	29	4	4	27t	27t
KC	15	7	19	19	14	5	31	14	9t	26	1t	22	8	7	20	6	1t
LAC	12	15	2	4	28	23	16	4	23t	10	24t	9t	21t	21	29	11t	1t
LV	23	24	32	32	7t	21	20	28	23t	21	24t	16	6	15	10	20t	24t
MIA	8	17	20	24	1	11	25	12	11t	4	23	28	31t	14	3	27t	27t
NE	20	25	4t	13	29	28	1t	15	15t	16	24t	11	11t	2	6	20t	24t
NYJ	27	20	26	21	22	19	13	8	29	3	24t	13	13	6	8	14t	1t
PIT	30	29	12	28	30	25	1t	20	23t	13t	24t	19	30	5	15	26	1t
TEN	24t	27	13	10	27	29	28	26	15t	24	19t	20	17	25	30	24	1t
ARI	7	5	4t	5	15	8	1t	21	7	1	24t	9t	1	22	24	2	1t
ATL	18	12	17	12	20	13	24	10	13t	30	10t	5t	15	11	22	25	1t
CAR	32	31	29	22	31	31	30	25	32	32	19t	5t	14	28	32	32	1t
CHI	31	32	28	29	32	32	22	30	30t	27	7t	12	7	20	19	18t	1t
DAL	17	23	25	26	9	24	19	16	19t	17t	19t	2	16	12	26	7	1t
DET	2	11	9	8	2	16	23	1	2t	8	10t	18	11t	13	11	16	1t
GB	5	4	1	2	18	6	14t	3	11t	6	1t	30t	21t	27	13	13	27t
LAR	16	21	31	31	5	17	9	18	9t	25	17t	24	5	9	9	27t	1t
MIN	11	2	14	9	7t	2	26	22	21	7	1t	26t	31t	23	12	8	1t
NO	3	1	3	11	11	1	17	7	4t	2	24t	3t	4	30	21	1	1t
NYG	24t	26	22	14	24	26	21	17	23t	9	17t	30t	18	24	14	31	1t
PHI	6	16	8	18	10	10	27	5	2t	17t	7t	14t	27	16	7	5	1t
SEA	13	19	23	27	6	14	11	13	13t	12	15t	7	19	8	16	9t	1t
SF	4	8	11	17	3	9	12	32	1	20	19t	26t	28	32	31	9t	1t
TB	19	13	24	30	13	4	14t	27	15t	5	24t	3t	26	26	25	4	1t
WAS	10	10	6	6	19	15	1t	29	6	11	1t	1	9	19	18	17	26

- (A) Total Yards per Game
- (B) Total Yards per Play
- (C) Rushing Yards per Game
- (D) Rushing Yards per Attempt
- (E) Passing Net Yards per Game
- (F) Passing Net Yards per Play
- (G) Passing, Percent Had Intercepted
- (H) Sacks per Pass Play
- (I) First Downs per Game

- (J) Third Down Efficiency
- (K) Fourth Down Efficiency
- (L) Punt Return Average
- (M) Kickoff Return Average
- (N) Gross Punting Average
- (O) Net Punting Average
- (P) Points per Game
- (Q) Field Goal Percentage

2024 NATIONAL FOOTBALL LEAGUE

NFL TEAM DEFENSE RANK

TEAM	(A)	(B)	(C)	(D)	(E)	(F)	(G)	(H)	(I)	(J)	(K)	(L)	(M)	(N)	(O)	(P)	(Q)	(R)	(S)
BAL	15	22	1	1	32	26	11	8	20t	20	1t	9	28	12	4	28	12t	24	4
BUF	16	6	18	14	12	5	6	16	17t	27	7	11t	31	8t	12	8t	12t	4	16
CIN	10	8	26	16	2t	6	7	23t	15	10t	26t	16	22t	26	28	15t	12t	18t	20
CLE	12	15	14	26	13	9	24t	7	12	10t	1t	32	7t	21t	11	22	7t	25	22
DEN	9	9	23	13	4	11	17	13	13t	15	1t	8	6	25	19	10t	12t	26	19
HOU	3	7	7	9	10	7	4	1	4	21t	12t	6	21	20	27	12t	12t	9t	5
IND	31	23	32	28	8	23	24t	15	30t	29	26t	1t	1t	1	9	19t	7t	20t	27
JAX	22	17	11	7	30	21	24t	20	13t	18	17t	13	13	14	21	8t	5t	20t	23
KC	29	24	17	21	31	20	24t	26	26t	21t	25	11t	11	10	13t	19t	7t	9t	24
LAC	2	3	6	11	6	3	10	10	1	2	8	28	25	19	23	1	2t	2	6
LV	23	27	29	31	15	16	22	27	10t	8	26t	25t	22t	13	6	19t	7t	22t	25
MIA	4	19	15	17	5	22	24t	18	5	7	12t	7	7t	24	29	23t	2t	29	2
NE	11	14	2	3	27	15	24t	17	6t	24	9t	20	18t	32	31	5	12t	13	14
NYJ	24	18	24	20	17	19	21	4	28t	25	1t	15	18t	16	18	25t	12t	17	28
PIT	5	12	4t	6	14	14	2	22	3	1	20t	18t	26	30	24	2	12t	7	15
TEN	1	1	10	10	1	2	24t	21	2	9	26t	27	29	17	16	23t	12t	27t	8t
ARI	13	20	9	5	19	29	24t	3	16	3t	17t	17	32	21t	22	17t	12t	5	7
ATL	17	11	27	12	7	12	19t	25	17t	26	12t	24	22t	18	13t	10t	12t	18t	17t
CAR	25	25	31	24	9	27	16	29	26t	30	1t	30t	18t	2	3	32	12t	32	32
CHI	8	5	13	15	11	4	12t	14	6t	3t	20t	10	27	11	10	6t	12t	15t	30
DAL	19	16	20	23	16	13	5	5	20t	10t	17t	29	12	23	8	30	12t	22t	21
DET	14	13	4t	4	21	18	12t	9	23t	14	12t	1t	4	15	15	12t	12t	14	3
GB	27	26	21t	27	26	24	1	30	28t	6	20t	1t	3	29	32	17t	4	15t	12
LAR	32	32	30	30	24	32	18	23t	30t	28	26t	18t	1t	31	30	31	12t	31	31
MIN	18	10	8	8	25	8	8	2	17t	16	9t	1t	5	7	17	3	12t	3	11
NO	7	4	3	2	20	10	3	11	6t	10t	9t	1t	14	3	1	4	12t	1	1
NYG	26	28	28	29	18	25	19t	6	20t	23	26t	25t	30	8t	20	25t	12t	30	29
PHI	30	31	25	32	28	28	23	28	25	3t	20t	23	7t	4	7	27	7t	12	17t
SEA	6	2	21t	19	2t	1	14	19	10t	17	26t	21	7t	28	26	12t	5t	8	10
SF	20	30	12	25	22t	30t	9	12	6t	31	1t	14	16	27	25	15t	12t	11	8t
TB	28	21	19	22	29	17	15	32	32	19	20t	22	17	5	5	6t	1	6	26
WAS	21	29	16	18	22t	30t	24t	31	23t	32	12t	30t	15	6	2	29	12t	27t	13

- (A) Total Yards per Game
- (B) Total Yards per Play
- (C) Rushing Yards per Game
- (D) Rushing Yards per Attempt
- (E) Passing Net Yards per Game
- (F) Passing Net Yards per Play
- (G) Passing, Percent Had Intercepted
- (H) Sacks per Pass Play
- (I) First Downs per Game
- (J) Third Down Efficiency

- (K) Fourth Down Efficiency
- (L) Punt Return Average
- (M) Kickoff Return Average
- (N) Gross Punting Average
- (O) Net Punting Average
- (P) Points per Game
- (Q) Field Goal Percentage
- (R) Points per Game Differential (combined offense/defense)
- (S) Net Yards per Game Differential (combined offense/defense)

2024 NATIONAL FOOTBALL LEAGUE

NFL TOTAL OFFENSE

RANK	TEAM	TOTAL	RUSH	PASS	TOTAL/G	RUSH/G	PASS/G
1	Baltimore	835	336	499	417.5	168.0	249.5
2	Detroit	826	302	524	413.0	151.0	262.0
3	New Orleans	811	370	441	405.5	185.0	220.5
4	San Francisco	800	282	518	400.0	141.0	259.0
5	Green Bay	797	424	373	398.5	212.0	186.5
6	Philadelphia	775	330	445	387.5	165.0	222.5
7	Arizona	759	355	404	379.5	177.5	202.0
8	Miami	751	220	531	375.5	110.0	265.5
9	Houston	727	288	439	363.5	144.0	219.5
10	Washington	724	353	371	362.0	176.5	185.5
11	Minnesota	715	257	458	357.5	128.5	229.0
12	Los Angeles Chargers	665	395	270	332.5	197.5	135.0
13	Seattle	662	192	470	331.0	96.0	235.0
14	Indianapolis	641	244	397	320.5	122.0	198.5
15	Kansas City	639	221	418	319.5	110.5	209.0
16	Los Angeles Rams	632	136	496	316.0	68.0	248.0
17	Dallas	618	170	448	309.0	85.0	224.0
18	Atlanta	611	241	370	305.5	120.5	185.0
19	Tampa Bay	608	182	426	304.0	91.0	213.0
20	New England	600	355	245	300.0	177.5	122.5
21	Buffalo	599	238	361	299.5	119.0	180.5
22	Jacksonville	590	255	335	295.0	127.5	167.5
23	Las Vegas	556	98	458	278.0	49.0	229.0
24	Cincinnati	544	144	400	272.0	72.0	200.0
24	New York Giants	544	203	341	272.0	101.5	170.5
24	Tennessee	544	270	274	272.0	135.0	137.0
27	New York Jets	531	169	362	265.5	84.5	181.0
28	Cleveland	527	218	309	263.5	109.0	154.5
29	Denver	526	163	363	263.0	81.5	181.5
30	Pittsburgh	521	278	243	260.5	139.0	121.5
31	Chicago	353	155	198	176.5	77.5	99.0
32	Carolina	352	148	204	176.0	74.0	102.0
	TOTALS	20383	7992	12391	318.5	124.9	193.6

2024 NATIONAL FOOTBALL LEAGUE

NFL TOTAL DEFENSE

RANK	TEAM	TOTAL	RUSH	PASS	TOTAL/G	RUSH/G	PASS/G
1	Tennessee	413	185	228	206.5	92.5	114.0
2	Los Angeles Chargers	455	161	294	227.5	80.5	147.0
3	Houston	508	175	333	254.0	87.5	166.5
4	Miami	514	236	278	257.0	118.0	139.0
5	Pittsburgh	521	153	368	260.5	76.5	184.0
6	Seattle	541	284	257	270.5	142.0	128.5
7	New Orleans	546	126	420	273.0	63.0	210.0
8	Chicago	554	215	339	277.0	107.5	169.5
9	Denver	555	287	268	277.5	143.5	134.0
10	Cincinnati	576	319	257	288.0	159.5	128.5
11	New England	582	116	466	291.0	58.0	233.0
12	Cleveland	588	229	359	294.0	114.5	179.5
13	Arizona	597	183	414	298.5	91.5	207.0
14	Detroit	603	153	450	301.5	76.5	225.0
15	Baltimore	613	99	514	306.5	49.5	257.0
16	Buffalo	621	263	358	310.5	131.5	179.0
17	Atlanta	635	323	312	317.5	161.5	156.0
18	Minnesota	639	176	463	319.5	88.0	231.5
19	Dallas	662	283	379	331.0	141.5	189.5
20	San Francisco	669	214	455	334.5	107.0	227.5
21	Washington	696	241	455	348.0	120.5	227.5
22	Jacksonville	697	206	491	348.5	103.0	245.5
23	Las Vegas	699	327	372	349.5	163.5	186.0
24	New York Jets	701	310	391	350.5	155.0	195.5
25	Carolina	728	399	329	364.0	199.5	164.5
26	New York Giants	737	326	411	368.5	163.0	205.5
27	Green Bay	748	284	464	374.0	142.0	232.0
28	Tampa Bay	762	277	485	381.0	138.5	242.5
29	Kansas City	772	259	513	386.0	129.5	256.5
30	Philadelphia	799	315	484	399.5	157.5	242.0
31	Indianapolis	800	474	326	400.0	237.0	163.0
32	Los Angeles Rams	852	394	458	426.0	197.0	229.0
	TOTALS	20383	7992	12391	318.5	124.9	193.6

2024 NATIONAL FOOTBALL LEAGUE

NFL TEAM TAKEAWAYS/GIVEAWAYS

RANK	TEAM	TAKEAWAYS			GIVEAWAYS			NET DIFF
		INT	FUM	TOTAL	INT	FUM	TOTAL	
1	Pittsburgh	4	1	5	0	0	0	+5
2	Green Bay	5	1	6	1	1	2	+4
3t	Buffalo	3	1	4	0	1	1	+3
3t	New Orleans	4	1	5	1	1	2	+3
5t	Houston	3	0	3	0	1	1	+2
5t	Los Angeles Chargers	2	2	4	1	1	2	+2
5t	New England	0	2	2	0	0	0	+2
5t	San Francisco	2	2	4	1	1	2	+2
9t	Chicago	2	2	4	2	1	3	+1
9t	Dallas	3	0	3	2	0	2	+1
9t	Seattle	2	1	3	1	1	2	+1
9t	Tampa Bay	2	0	2	1	0	1	+1
9t	Washington	0	1	1	0	0	0	+1
14t	Arizona	0	2	2	0	2	2	0
14t	Baltimore	2	0	2	1	1	2	0
14t	Cincinnati	2	1	3	0	3	3	0
14t	Los Angeles Rams	1	1	2	1	1	2	0
14t	Minnesota	3	1	4	2	2	4	0
14t	New York Jets	1	1	2	1	1	2	0
20t	Carolina	1	2	3	3	1	4	-1
20t	Detroit	2	0	2	3	0	3	-1
20t	Jacksonville	0	0	0	0	1	1	-1
20t	New York Giants	1	1	2	2	1	3	-1
24t	Atlanta	1	0	1	2	1	3	-2
24t	Cleveland	0	0	0	2	0	2	-2
24t	Kansas City	0	2	2	3	1	4	-2
24t	Miami	0	1	1	3	0	3	-2
28t	Denver	1	1	2	4	1	5	-3
28t	Indianapolis	0	1	1	4	0	4	-3
28t	Las Vegas	1	0	1	2	2	4	-3
28t	Philadelphia	1	0	1	3	1	4	-3
32	Tennessee	0	1	1	3	2	5	-4
	TOTALS	49	29	78	49	29	78	0

2024 NATIONAL FOOTBALL LEAGUE

NFL OFFENSE INSIDE THE 20

RANK	TEAM	DRIVES	PTS	TD	TD%	FG	SCORES	SCORE%
1	Cleveland	3	21	3	100.0%	0	3	100.0%
2	New Orleans	9	58	8	88.9%	1	9	100.0%
3	Houston	5	27	4	80.0%	0	4	80.0%
4t	Buffalo	8	45	6	75.0%	1	7	87.5%
4t	New York Jets	4	23	3	75.0%	1	4	100.0%
6	Arizona	8	41	5	62.5%	2	7	87.5%
7t	Indianapolis	5	23	3	60.0%	1	4	80.0%
7t	Minnesota	5	27	3	60.0%	2	5	100.0%
9	Tampa Bay	7	37	4	57.1%	3	7	100.0%
10t	Carolina	2	6	1	50.0%	0	1	50.0%
10t	Chicago	2	10	1	50.0%	1	2	100.0%
10t	Cincinnati	6	26	3	50.0%	2	5	83.3%
10t	Las Vegas	4	20	2	50.0%	2	4	100.0%
10t	Los Angeles Chargers	6	26	3	50.0%	2	5	83.3%
10t	New York Giants	6	21	3	50.0%	1	4	66.7%
16	Philadelphia	11	48	5	45.5%	4	9	81.8%
17	San Francisco	9	40	4	44.4%	4	8	88.9%
18t	Baltimore	7	30	3	42.9%	3	6	85.7%
18t	Jacksonville	7	27	3	42.9%	2	5	71.4%
20t	Atlanta	5	23	2	40.0%	3	5	100.0%
20t	Kansas City	5	23	2	40.0%	3	5	100.0%
22t	Los Angeles Rams	8	30	3	37.5%	3	6	75.0%
22t	New England	8	36	3	37.5%	5	8	100.0%
24t	Miami	6	20	2	33.3%	2	4	66.7%
24t	Tennessee	6	17	2	33.3%	1	3	50.0%
24t	Washington	9	38	3	33.3%	6	9	100.0%
27	Green Bay	7	26	2	28.6%	4	6	85.7%
28	Detroit	11	35	3	27.3%	5	8	72.7%
29t	Dallas	4	13	1	25.0%	2	3	75.0%
29t	Pittsburgh	4	13	1	25.0%	2	3	75.0%
29t	Seattle	4	16	1	25.0%	3	4	100.0%
32	Denver	7	18	1	14.3%	4	5	71.4%
	TOTALS	198	864	93	47.0%	75	168	84.8%

2024 NATIONAL FOOTBALL LEAGUE

NFL DEFENSE INSIDE THE 20

RANK	TEAM	DRIVES	PTS	TD	TD%	FG	SCORES	SCORE%
1	Los Angeles Chargers	1	3	0	0.0%	1	1	100.0%
2t	New Orleans	5	12	1	20.0%	2	3	60.0%
2t	Pittsburgh	5	16	1	20.0%	3	4	80.0%
4	New York Giants	8	32	2	25.0%	6	8	100.0%
5t	Atlanta	7	24	2	28.6%	3	5	71.4%
5t	Minnesota	7	20	2	28.6%	2	4	57.1%
5t	Philadelphia	7	29	2	28.6%	5	7	100.0%
8t	Cincinnati	6	26	2	33.3%	4	6	100.0%
8t	Denver	3	13	1	33.3%	2	3	100.0%
8t	New York Jets	9	33	3	33.3%	4	7	77.8%
8t	Tennessee	3	13	1	33.3%	2	3	100.0%
12t	Buffalo	8	30	3	37.5%	3	6	75.0%
12t	Kansas City	8	32	3	37.5%	4	7	87.5%
12t	Seattle	8	32	3	37.5%	4	7	87.5%
15t	Cleveland	5	20	2	40.0%	2	4	80.0%
15t	New England	5	20	2	40.0%	2	4	80.0%
15t	Tampa Bay	10	36	4	40.0%	3	7	70.0%
18	Detroit	7	30	3	42.9%	3	6	85.7%
19t	Baltimore	6	30	3	50.0%	3	6	100.0%
19t	Chicago	4	14	2	50.0%	0	2	50.0%
19t	Green Bay	8	37	4	50.0%	3	7	87.5%
22	Arizona	9	41	5	55.6%	2	7	77.8%
23	Las Vegas	7	36	4	57.1%	3	7	100.0%
24	San Francisco	5	26	3	60.0%	2	5	100.0%
25	Los Angeles Rams	8	40	5	62.5%	2	7	87.5%
26t	Indianapolis	6	30	4	66.7%	1	5	83.3%
26t	Jacksonville	3	17	2	66.7%	1	3	100.0%
28t	Houston	4	20	3	75.0%	0	3	75.0%
28t	Washington	8	45	6	75.0%	2	8	100.0%
30	Miami	5	28	4	80.0%	0	4	80.0%
31	Carolina	6	35	5	83.3%	0	5	83.3%
32	Dallas	7	44	6	85.7%	1	7	100.0%
	TOTALS	198	864	93	47.0%	75	168	84.8%

2024 NATIONAL FOOTBALL LEAGUE

NFL TEAM OFFENSE FIRST DOWNS, THIRD DOWNS & FOURTH DOWNS

RANK	TEAM	FIRST DOWNS				THIRD DOWNS			FOURTH DOWNS		
		TOTAL	RUSH	PASS	PEN	MADE	ATT	PCT	MADE	ATT	PCT
1	San Francisco	48	15	29	4	8	23	34.8%	1	3	33.3%
2t	Detroit	47	19	23	5	13	30	43.3%	4	6	66.7%
2t	Philadelphia	47	18	26	3	10	27	37.0%	3	4	75.0%
4t	Baltimore	46	18	25	3	10	25	40.0%	2	3	66.7%
4t	New Orleans	46	28	15	3	12	21	57.1%	0	0	0.0%
6	Washington	44	21	18	5	9	22	40.9%	2	2	100.0%
7	Arizona	42	21	19	2	14	24	58.3%	0	1	0.0%
8	Houston	41	15	24	2	11	28	39.3%	3	3	100.0%
9t	Kansas City	40	13	22	5	5	17	29.4%	2	2	100.0%
9t	Los Angeles Rams	40	12	24	4	7	23	30.4%	2	5	40.0%
11t	Green Bay	38	20	15	3	13	28	46.4%	1	1	100.0%
11t	Miami	38	13	23	2	15	31	48.4%	1	7	14.3%
13t	Atlanta	37	15	19	3	4	18	22.2%	2	3	66.7%
13t	Seattle	37	10	22	5	11	27	40.7%	1	2	50.0%
15t	Buffalo	36	15	16	5	6	18	33.3%	3	3	100.0%
15t	New England	36	19	15	2	12	31	38.7%	0	0	0.0%
15t	Tampa Bay	36	7	24	5	11	23	47.8%	0	0	0.0%
15t	Tennessee	36	18	13	5	8	26	30.8%	1	3	33.3%
19t	Dallas	35	12	21	2	10	27	37.0%	1	3	33.3%
19t	Jacksonville	35	14	17	4	5	19	26.3%	0	1	0.0%
21	Minnesota	34	15	17	2	10	22	45.5%	1	1	100.0%
22	Indianapolis	33	17	14	2	7	19	36.8%	2	4	50.0%
23t	Cleveland	32	12	15	5	4	29	13.8%	6	8	75.0%
23t	Las Vegas	32	2	26	4	9	26	34.6%	0	2	0.0%
23t	Los Angeles Chargers	32	15	14	3	13	31	41.9%	0	0	0.0%
23t	New York Giants	32	10	19	3	11	26	42.3%	2	5	40.0%
23t	Pittsburgh	32	13	13	6	12	30	40.0%	0	1	0.0%
28	Cincinnati	31	11	18	2	8	24	33.3%	2	3	66.7%
29	New York Jets	30	9	20	1	11	22	50.0%	0	1	0.0%
30t	Chicago	26	9	12	5	8	30	26.7%	3	4	75.0%
30t	Denver	26	12	14	0	7	30	23.3%	2	3	66.7%
32	Carolina	18	6	10	2	2	22	9.1%	2	6	33.3%
	TOTALS	1163	454	602	107	296	799	37.0%	49	90	54.4%

2024 NATIONAL FOOTBALL LEAGUE

NFL TEAM DEFENSE FIRST DOWNS, THIRD DOWNS & FOURTH DOWNS

RANK	TEAM	FIRST DOWNS				THIRD DOWNS			FOURTH DOWNS		
		TOTAL	RUSH	PASS	PEN	MADE	ATT	PCT	MADE	ATT	PCT
1	Los Angeles Chargers	21	5	15	1	6	26	23.1%	1	4	25.0%
2	Tennessee	27	12	14	1	7	25	28.0%	2	2	100.0%
3	Pittsburgh	28	11	16	1	4	21	19.0%	2	3	66.7%
4	Houston	29	12	11	6	11	27	40.7%	2	4	50.0%
5	Miami	30	14	13	3	5	19	26.3%	1	2	50.0%
6t	Chicago	31	13	17	1	7	28	25.0%	2	3	66.7%
6t	New England	31	10	18	3	11	26	42.3%	1	3	33.3%
6t	New Orleans	31	7	20	4	7	23	30.4%	2	6	33.3%
6t	San Francisco	31	11	20	0	13	22	59.1%	0	1	0.0%
10t	Las Vegas	32	10	20	2	7	26	26.9%	1	1	100.0%
10t	Seattle	32	15	15	2	11	34	32.4%	1	1	100.0%
12	Cleveland	33	14	17	2	7	23	30.4%	0	0	0.0%
13t	Denver	35	9	18	8	8	25	32.0%	0	0	0.0%
13t	Jacksonville	35	12	18	5	10	30	33.3%	3	5	60.0%
15	Cincinnati	36	20	13	3	7	23	30.4%	2	2	100.0%
16	Arizona	37	12	20	5	5	20	25.0%	3	5	60.0%
17t	Atlanta	38	19	18	1	14	30	46.7%	2	4	50.0%
17t	Buffalo	38	15	22	1	14	28	50.0%	1	6	16.7%
17t	Minnesota	38	10	25	3	9	28	32.1%	2	6	33.3%
20t	Baltimore	39	5	29	5	8	21	38.1%	0	1	0.0%
20t	Dallas	39	20	16	3	7	23	30.4%	3	5	60.0%
20t	New York Giants	39	16	19	4	10	24	41.7%	2	2	100.0%
23t	Detroit	40	11	24	5	7	22	31.8%	1	2	50.0%
23t	Washington	40	9	26	5	13	21	61.9%	1	2	50.0%
25	Philadelphia	41	16	20	5	5	20	25.0%	2	3	66.7%
26t	Carolina	43	23	15	5	16	29	55.2%	0	0	0.0%
26t	Kansas City	43	19	22	2	11	27	40.7%	3	4	75.0%
28t	Green Bay	44	16	24	4	6	23	26.1%	2	3	66.7%
28t	New York Jets	44	19	19	6	11	25	44.0%	0	1	0.0%
30t	Indianapolis	45	24	19	2	17	31	54.8%	2	2	100.0%
30t	Los Angeles Rams	45	26	16	3	13	24	54.2%	1	1	100.0%
32	Tampa Bay	48	19	23	6	9	25	36.0%	4	6	66.7%
	TOTALS	1163	454	602	107	296	799	37.0%	49	90	54.4%

2024 NATIONAL FOOTBALL LEAGUE

NFL OFFENSIVE FIRST DOWN YARDAGE

RANK	TEAM	YDS/PL	PLAYS	YARDS
1	Indianapolis	8.44	45	380
2	New Orleans	7.46	56	418
3	Atlanta	7.37	51	376
4	Jacksonville	6.69	51	341
5	Kansas City	6.55	53	347
6	Minnesota	6.51	49	319
7	Green Bay	6.45	55	355
8	Detroit	6.21	62	385
9	Miami	5.89	55	324
10	San Francisco	5.76	63	363
11	Cincinnati	5.64	45	254
12	Baltimore	5.63	62	349
13	Los Angeles Rams	5.42	57	309
14	Los Angeles Chargers	5.36	50	268
15	Las Vegas	5.17	54	279
16	Arizona	5.13	53	272
17	Tampa Bay	5.12	49	251
18	Buffalo	5.11	47	240
19	Carolina	5.10	41	209
20	Denver	5.08	51	259
21	Tennessee	4.94	52	257
22	Dallas	4.84	56	271
23	Washington	4.68	57	267
24	Houston	4.62	60	277
25	New England	4.52	54	244
26	Seattle	4.43	56	248
27	New York Jets	4.27	45	192
28	Pittsburgh	4.20	49	206
29	Philadelphia	4.19	63	264
30	Chicago	3.93	46	181
31	New York Giants	3.79	47	178
32	Cleveland	3.08	51	157
	TOTALS	5.36	1685	9040

2024 NATIONAL FOOTBALL LEAGUE

NFL DEFENSIVE FIRST DOWN YARDAGE

RANK	TEAM	YDS/PL	PLAYS	YARDS
1	Buffalo	3.74	54	202
2	Washington	3.81	48	183
3	Tennessee	3.82	45	172
4	Denver	4.08	53	216
5	Seattle	4.13	55	227
6	New England	4.22	46	194
7	New York Jets	4.54	59	268
8	Atlanta	4.68	56	262
9	Chicago	4.87	53	258
10	Cincinnati	4.90	52	255
11	Cleveland	4.91	54	265
12	Minnesota	5.05	55	278
13	Dallas	5.22	54	282
14t	Indianapolis	5.26	61	321
14t	Tampa Bay	5.26	61	321
16	New York Giants	5.37	54	290
17	New Orleans	5.42	52	282
18t	Baltimore	5.50	54	297
18t	Las Vegas	5.50	52	286
20	Detroit	5.53	57	315
21	Arizona	5.53	51	282
22	San Francisco	5.54	46	255
23	Green Bay	5.81	59	343
24	Jacksonville	6.10	51	311
25	Carolina	6.13	56	343
26	Los Angeles Chargers	6.13	45	276
27	Kansas City	6.22	58	361
28	Houston	6.28	43	270
29	Miami	6.60	43	284
30	Los Angeles Rams	6.71	56	376
31	Pittsburgh	6.94	48	333
32	Philadelphia	8.00	54	432
	TOTALS	5.36	1685	9040

2024 NATIONAL FOOTBALL LEAGUE

NFL KICKOFFS (RECEIVING TEAM)

RANK	TEAM	TOTAL KO	ADJ KO	TB	TB%	EZ	EZ%	OB	IN20	AVG START
1	Arizona	10	10	6	60.0%	6	60.0%	1	1	35.3
2	Buffalo	9	9	6	66.7%	6	66.7%	1	0	34.2
3	Chicago	10	8	6	75.0%	9	112.5%	0	0	33.6
4	Los Angeles Chargers	5	5	3	60.0%	3	60.0%	0	0	32.8
5	Las Vegas	12	12	9	75.0%	11	91.7%	0	0	31.6
6t	Los Angeles Rams	13	13	11	84.6%	11	84.6%	0	0	31.0
6t	New York Giants	12	12	5	41.7%	5	41.7%	0	0	31.0
6t	Tampa Bay	9	8	6	75.0%	6	75.0%	1	0	31.0
9	Minnesota	7	6	6	100.0%	6	100.0%	0	0	30.8
10	Houston	9	9	6	66.7%	7	77.8%	0	0	30.7
11	Denver	11	11	8	72.7%	8	72.7%	0	0	30.5
12	Cincinnati	9	9	7	77.8%	7	77.8%	0	0	30.1
13	Cleveland	13	13	7	53.8%	8	61.5%	0	0	30.0
14	Indianapolis	12	12	8	66.7%	10	83.3%	0	0	29.8
15	Washington	12	12	8	66.7%	8	66.7%	1	0	29.7
16	Dallas	12	12	6	50.0%	8	66.7%	0	0	29.5
17	Seattle	10	9	6	66.7%	8	88.9%	0	0	29.4
18	New England	8	8	7	87.5%	7	87.5%	0	0	29.4
19	Kansas City	12	12	10	83.3%	11	91.7%	0	1	29.3
20	Detroit	11	11	8	72.7%	10	90.9%	0	0	29.3
21	New York Jets	12	12	7	58.3%	9	75.0%	0	0	29.1
22	Green Bay	9	8	7	87.5%	8	100.0%	0	1	28.9
23	Baltimore	13	13	11	84.6%	13	100.0%	0	0	28.8
24	Philadelphia	13	13	10	76.9%	11	84.6%	0	1	28.6
25	New Orleans	7	7	5	71.4%	5	71.4%	0	0	28.6
26	Atlanta	11	11	8	72.7%	8	72.7%	0	1	28.4
27	Miami	9	9	9	100.0%	9	100.0%	0	0	28.3
28	Carolina	16	16	3	18.8%	6	37.5%	1	1	28.1
29	Jacksonville	9	9	6	66.7%	7	77.8%	0	0	27.9
30	Tennessee	11	11	4	36.4%	8	72.7%	0	1	27.7
31	Pittsburgh	6	6	5	83.3%	5	83.3%	0	1	27.3
32	San Francisco	9	9	8	88.9%	9	100.0%	0	1	27.2
	TOTALS	662	650	444	68.3%	506	77.8%	10	18	29.9

ADJ KO: Adjusted kickoffs are used to compute Avg. Team Drive Start. Adjusted kickoffs do not include inside kicks or kickoffs at the end of a half unless either kickoff is returned for a touchdown. Adjusted kickoffs also do not include non-onside kickoffs that result in the kicking team ultimately retaining possession.

IN20: The number of drives that start inside (not including) the 20-yard line.

2024 NATIONAL FOOTBALL LEAGUE

NFL KICKOFFS (KICKING TEAM)

RANK	TEAM	TOTAL KO	ADJ KO	TB	TB%	EZ	EZ%	OB	IN20	AVG START
1	Dallas	13	13	9	69.2%	10	76.9%	0	0	27.2
2	Denver	8	7	4	57.1%	6	85.7%	0	1	27.3
3	Philadelphia	11	11	9	81.8%	10	90.9%	0	2	27.7
4	New Orleans	18	18	4	22.2%	7	38.9%	0	1	27.8
5	Green Bay	12	12	10	83.3%	11	91.7%	0	1	28.3
6	Minnesota	10	10	8	80.0%	9	90.0%	0	1	28.3
7	New York Jets	9	9	7	77.8%	8	88.9%	0	0	28.3
8	Miami	7	7	4	57.1%	5	71.4%	0	0	28.4
9	Tampa Bay	13	13	8	61.5%	10	76.9%	0	0	28.5
10	Chicago	10	10	2	20.0%	6	60.0%	0	1	28.6
11	San Francisco	13	12	9	75.0%	10	83.3%	0	0	28.9
12	Las Vegas	10	10	7	70.0%	9	90.0%	0	0	29.0
13	Houston	13	12	7	58.3%	11	91.7%	0	0	29.2
14	Detroit	10	10	9	90.0%	9	90.0%	0	0	29.2
15	Kansas City	11	11	9	81.8%	9	81.8%	0	0	29.6
16t	Cleveland	9	9	7	77.8%	8	88.9%	0	0	29.8
16t	Pittsburgh	9	9	7	77.8%	7	77.8%	0	0	29.8
18t	Cincinnati	10	10	9	90.0%	9	90.0%	0	0	30.0
18t	Indianapolis	8	7	7	100.0%	7	100.0%	0	0	30.0
18t	Los Angeles Rams	9	9	9	100.0%	9	100.0%	0	0	30.0
18t	Seattle	13	13	10	76.9%	10	76.9%	0	0	30.0
22t	Atlanta	9	9	8	88.9%	8	88.9%	0	0	30.3
22t	Los Angeles Chargers	12	12	7	58.3%	8	66.7%	1	0	30.3
22t	New England	9	9	8	88.9%	8	88.9%	0	0	30.3
25	Baltimore	11	11	7	63.6%	10	90.9%	0	1	30.7
26	Jacksonville	8	8	6	75.0%	6	75.0%	0	0	31.4
27	New York Giants	7	7	5	71.4%	5	71.4%	1	0	31.7
28	Carolina	4	4	1	25.0%	1	25.0%	0	0	32.0
29	Washington	11	10	2	20.0%	2	20.0%	1	0	32.2
30	Arizona	14	14	11	78.6%	11	78.6%	1	0	34.0
31	Buffalo	13	13	9	69.2%	9	69.2%	1	1	34.1
32	Tennessee	7	6	3	50.0%	5	83.3%	0	0	36.3
	TOTALS	662	650	444	68.3%	506	77.8%	10	18	29.9

ADJ KO: Adjusted kickoffs are used to compute Avg. Team Drive Start. Adjusted kickoffs do not include inside kicks or kickoffs at the end of a half unless either kickoff is returned for a touchdown. Adjusted kickoffs also do not include non-onside kickoffs that result in the kicking team ultimately retaining possession.

IN20: The number of drives that start inside (not including) the 20-yard line.

2024 NATIONAL FOOTBALL LEAGUE

NFL PLAYER SINGLE-GAME HIGHS

CATEGORY	TOTAL	PLAYER	GAME	DETAILS
Points	24	Alvin Kamara	NO at DAL, Sep. 15	4 TD
Passing Yards	338	Tua Tagovailoa	MIA vs. JAX, Sep. 8	23-37, 338 YDS, 1 TD, 0 INT
Longest Pass	97	Sam Darnold	MIN vs. SF, Sep. 15	to Justin Jefferson (TD)
Passing Touchdowns	4	Baker Mayfield	TB vs. WAS, Sep. 8	24-30, 289 YDS, 4 TD, 0 INT
Rushing Yards	159	Joe Mixon	HOU at IND, Sep. 8	30-159, 1 TD
Rushing Attempts	32	Josh Jacobs	GB vs. IND, Sep. 15	32-151, 0 TD
Longest Rush	61	J.K. Dobbins	LAC vs. LV, Sep. 8	
Receptions	14	Cooper Kupp	LAR at DET, Sep. 8 (OT)	14-110, 1 TD
	11	Amon-Ra St. Brown	DET vs. TB, Sep. 15	11-119, 0 TD
Receiving Yards	138	Jayden Reed	GB at PHI, Sep. 6	4-138, 1 TD
Kickoff Return Yards	204	Raheem Blackshear	CAR at NO, Sep. 8	8-204, 0 TD
Kickoff Returns	8	Raheem Blackshear	CAR at NO, Sep. 8	8-204, 0 TD
Longest Kickoff Return	96	DeeJay Dallas	ARI at BUF, Sep. 8	(TD)
Punt Return Yards	96	KaVontae Turpin	DAL at CLE, Sep. 8	5-96, 0 FC, 1 TD
Punt Returns	5			6 times in non-overtime games
Longest Punt Return	60	KaVontae Turpin	DAL at CLE, Sep. 8	(TD)
Interceptions	2	Ja'Marcus Ingram	BUF at MIA, Sep. 12	
Longest Interception Return	49	Donte Jackson	PIT at ATL, Sep. 8	
Sacks	4.0	Aidan Hutchinson	DET vs. TB, Sep. 15	
Scrimmage Yards	180	Alvin Kamara	NO at DAL, Sep. 15	Rush: 20-115, Rec: 2-65
Longest Punt	80	Ryan Rehkow	CIN vs. NE, Sep. 8	
Punts	8	Riley Dixon	DEN at SEA, Sep. 8	8-389 (48.6)
	8	Corliss Waitman	PIT at DEN, Sep. 15	8-424 (53.0)
Field Goals Made	7	Austin Seibert	WAS vs. NYG, Sep. 15	7-7, 45 long
Longest Field Goal	59	Ka'imi Fairbairn	HOU vs. CHI, Sep. 15	

2024 NATIONAL FOOTBALL LEAGUE

300-YARD PASSING GAMES

YARDS	PLAYER	GAME	DETAILS
338	Tua Tagovailoa	MIA vs. JAX, Sep. 8	23-37, 1 TD, 0 INT
327	Geno Smith	SEA at NE, Sep. 15 (OT)	33-44, 1 TD, 0 INT
319	Brock Purdy	SF at MIN, Sep. 15	28-36, 1 TD, 1 INT
317	Matthew Stafford	LAR at DET, Sep. 8 (OT)	34-49, 1 TD, 1 INT
307	Jared Goff	DET vs. TB, Sep. 15	34-55, 0 TD, 2 INT

2024 NATIONAL FOOTBALL LEAGUE

100-YARD RECEIVING GAMES

YARDS	PLAYER	GAME	DETAILS
138	Jayden Reed	GB at PHI, Sep. 6	4 REC, 1 TD
135	Nico Collins	HOU vs. CHI, Sep. 15	8 REC, 1 TD
133	Justin Jefferson	MIN vs. SF, Sep. 15	4 REC, 1 TD
130	Tyreek Hill	MIA vs. JAX, Sep. 8	7 REC, 1 TD
130	Marvin Harrison Jr.	ARI vs. LAR, Sep. 15	4 REC, 2 TD
129	DK Metcalf	SEA at NE, Sep. 15 (OT)	10 REC, 1 TD
127	Malik Nabers	NYG at WAS, Sep. 15	10 REC, 1 TD
125	Alec Pierce	IND vs. HOU, Sep. 8	3 REC, 1 TD
121	Jameson Williams	DET vs. LAR, Sep. 8 (OT)	5 REC, 1 TD
119	A.J. Brown	PHI vs. GB, Sep. 6	5 REC, 1 TD
119	Amon-Ra St. Brown	DET vs. TB, Sep. 15	11 REC, 0 TD
117	Nico Collins	HOU at IND, Sep. 8	6 REC, 0 TD
117	Chris Godwin	TB at DET, Sep. 15	7 REC, 1 TD
117	Jaxon Smith-Njigba	SEA at NE, Sep. 15 (OT)	12 REC, 0 TD
111	Isaiah Likely	BAL at KC, Sep. 5	9 REC, 1 TD
110	Cooper Kupp	LAR at DET, Sep. 8 (OT)	14 REC, 1 TD
110	Davante Adams	LV at BAL, Sep. 15	9 REC, 1 TD
110	Deebo Samuel Sr.	SF at MIN, Sep. 15	8 REC, 0 TD
109	Jaylen Waddle	MIA vs. JAX, Sep. 8	5 REC, 0 TD
109	Hunter Henry	NE vs. SEA, Sep. 15 (OT)	8 REC, 0 TD
103	Rashee Rice	KC vs. BAL, Sep. 5	7 REC, 0 TD

2024 NATIONAL FOOTBALL LEAGUE

100-YARD RUSHING GAMES

YARDS	PLAYER	GAME	DETAILS
159	Joe Mixon	HOU at IND, Sep. 8	30 ATT, 1 TD
151	Josh Jacobs	GB vs. IND, Sep. 15	32 ATT, 0 TD
147	Jordan Mason	SF vs. NYJ, Sep. 9	28 ATT, 1 TD
135	J.K. Dobbins	LAC vs. LV, Sep. 8	10 ATT, 1 TD
133	Brian Robinson	WAS vs. NYG, Sep. 15	17 ATT, 0 TD
131	J.K. Dobbins	LAC at CAR, Sep. 15	17 ATT, 1 TD
122	Lamar Jackson	BAL at KC, Sep. 5	16 ATT, 0 TD
122	James Conner	ARI vs. LAR, Sep. 15	21 ATT, 1 TD
120	Rhamondre Stevenson	NE at CIN, Sep. 8	25 ATT, 1 TD
115	Alvin Kamara	NO at DAL, Sep. 15	20 ATT, 3 TD
109	Saquon Barkley	PHI vs. GB, Sep. 6	24 ATT, 2 TD
103	Kenneth Walker III	SEA vs. DEN, Sep. 8	20 ATT, 1 TD
103	Jonathan Taylor	IND at GB, Sep. 15	12 ATT, 0 TD
100	Jordan Mason	SF at MIN, Sep. 15	20 ATT, 1 TD

2024 NATIONAL FOOTBALL LEAGUE

NFL LEADING PASSERS

RANK	PLAYER	TEAM	ATT	COMP	COMP%	YDS	YPA	TD	TD%	LONG	INT	INT%	RATING
1	Carr	NO	39	30	76.9%	443	11.36	5	12.8%	70t	1	2.6%	142.4
2	Mayfield	TB	49	36	73.5%	474	9.67	5	10.2%	41t	1	2.0%	129.1
3	Allen	BUF	42	31	73.8%	371	8.83	3	7.1%	33	0	0.0%	124.2
4	K. Murray	ARI	52	38	73.1%	428	8.23	4	7.7%	60t	0	0.0%	122.9
5	Darnold	MIN	50	36	72.0%	476	9.52	4	8.0%	97t	2	4.0%	111.8
6	Stroud	HOU	68	47	69.1%	494	7.26	3	4.4%	55	0	0.0%	104.7
7	G. Smith	SEA	69	51	73.9%	498	7.22	2	2.9%	56t	1	1.4%	97.4
8	*Daniels	WAS	53	40	75.5%	410	7.74	0	0.0%	34	0	0.0%	97.2
9	Purdy	SF	65	47	72.3%	550	8.46	1	1.5%	34	1	1.5%	96.3
10	Burrow	CIN	65	44	67.7%	422	6.49	2	3.1%	47	0	0.0%	95.8
11	Herbert	LAC	46	31	67.4%	274	5.96	3	6.5%	29t	1	2.2%	95.7
12	Minschew	LV	71	55	77.5%	533	7.51	2	2.8%	33	2	2.8%	95.6
13	Fields	PIT	43	30	69.8%	273	6.35	1	2.3%	40	0	0.0%	94.4
14	Rodgers	NYJ	51	31	60.8%	343	6.73	3	5.9%	36t	1	2.0%	92.2
15	Mahomes	KC	53	38	71.7%	442	8.34	3	5.7%	44t	3	5.7%	91.9
16	Cousins	ATL	55	36	65.5%	396	7.20	3	5.5%	41t	2	3.6%	89.7
17	Stafford	LAR	76	53	69.7%	533	7.01	1	1.3%	63	1	1.3%	88.3
18	L. Jackson	BAL	75	47	62.7%	520	6.93	2	2.7%	49t	1	1.3%	86.5
19	Hurts	PHI	64	43	67.2%	461	7.20	3	4.7%	67t	3	4.7%	84.2
20	Love	GB	34	17	50.0%	260	7.65	2	5.9%	70t	1	2.9%	83.0
21	Lawrence	JAX	51	26	51.0%	382	7.49	1	2.0%	66	0	0.0%	82.3
22	Prescott	DAL	71	46	64.8%	472	6.65	2	2.8%	65t	2	2.8%	81.4
23	Brissett	NE	51	30	58.8%	270	5.29	1	2.0%	35	0	0.0%	79.7
24	Tagovailoa	MIA	62	40	64.5%	483	7.79	2	3.2%	80t	3	4.8%	78.9
25	Goff	DET	83	52	62.7%	524	6.31	1	1.2%	52t	3	3.6%	69.6
26	Levis	TEN	60	38	63.3%	319	5.32	2	3.3%	40t	3	5.0%	67.3
27	Jones	NYG	70	38	54.3%	364	5.20	2	2.9%	28	2	2.9%	66.6
28	Richardson	IND	53	26	49.1%	416	7.85	3	5.7%	60t	4	7.5%	63.1
29	D. Watson	CLE	79	46	58.2%	355	4.49	1	1.3%	30	2	2.5%	63.0
30	*Ca. Williams	CHI	66	37	56.1%	267	4.05	0	0.0%	27	2	3.0%	53.0
31	*Nix	DEN	77	46	59.7%	384	4.99	0	0.0%	49	4	5.2%	51.0
32	Young	CAR	56	31	55.4%	245	4.38	0	0.0%	35	3	5.4%	44.1

2024 NATIONAL FOOTBALL LEAGUE

NFL LEADING PASSERS, RANKS

PLAYER	TEAM	ATT	COMP	COMP%	YDS	YPA	TD	TD%	INT	INT%	RATING
Carr	NO	31	27t	2	13	1	1t	1	9t	17	1
Mayfield	TB	27	20t	6	10	2	1t	2	9t	14	2
Allen	BUF	30	23t	5	22	4	5t	5	1t	1t	3
K. Murray	ARI	22	15t	7	15	7	3t	4	1t	1t	4
Darnold	MIN	26	20t	9	9	3	3t	3	18t	25	5
Stroud	HOU	10	5t	13	7	14	5t	13	1t	1t	6
G. Smith	SEA	9	4	4	6	15	13t	17	9t	11	7
*Daniels	WAS	19t	13t	3	18	10	31t	29t	1t	1t	8
Purdy	SF	12t	5t	8	1	5	22t	25	9t	12	9
Burrow	CIN	12t	11	14	16	22	13t	16	1t	1t	10
Herbert	LAC	28	23t	15	27	25	5t	6	9t	15	11
Minschew	LV	6t	1	1	2t	12	13t	19t	18t	18t	12
Fields	PIT	29	27t	11	28	23	22t	22	1t	1t	13
Rodgers	NYJ	23t	23t	23	25	20	5t	7t	9t	13	14
Mahomes	KC	19t	15t	10	14	6	5t	9t	25t	31	15
Cousins	ATL	18	20t	17	19	17	5t	11	18t	24	16
Stafford	LAR	4	2	12	2t	18	22t	26	9t	9	17
L. Jackson	BAL	5	5t	21	5	19	13t	21	9t	10	18
Hurts	PHI	14	12	16	12	16	5t	12	25t	26	19
Love	GB	32	32	31	31	11	13t	7t	9t	21	20
Lawrence	JAX	23t	30t	30	21	13	22t	23t	1t	1t	21
Prescott	DAL	6t	8t	18	11	21	13t	19t	18t	18t	22
Brissett	NE	23t	27t	25	29	27	22t	23t	1t	1t	23
Tagovailoa	MIA	15	13t	19	8	9	13t	15	25t	27	24
Goff	DET	1	3	22	4	24	22t	28	25t	23	25
Levis	TEN	16	15t	20	26	26	13t	14	25t	28	26
Jones	NYG	8	15t	29	23	28	13t	18	18t	20	27
Richardson	IND	19t	30t	32	17	8	5t	9t	31t	32	28
D. Watson	CLE	2	8t	26	24	30	22t	27	18t	16	29
*Ca. Williams	CHI	11	19	27	30	32	31t	29t	18t	22	30
*Nix	DEN	3	8t	24	20	29	31t	29t	31t	29	31
Young	CAR	17	23t	28	32	31	31t	29t	25t	30	32

2024 NATIONAL FOOTBALL LEAGUE

NFL FOURTH-QUARTER PASSING LEADERS

RANK	PLAYER	TEAM	ATT	COMP	COMP%	YDS	YPA	TD	TD%	INT	INT%	RATING
1	Mayfield	TB	8	6	75.0%	91	11.38	2	25.0%	0	0.0%	151.6
2	Mahomes	KC	10	8	80.0%	91	9.10	1	10.0%	0	0.0%	137.9
3	Stroud	HOU	11	9	81.8%	84	7.64	1	9.1%	0	0.0%	128.8
4	G. Smith	SEA	14	11	78.6%	113	8.07	1	7.1%	0	0.0%	124.1
5	T. Taylor	NYJ	8	6	75.0%	36	4.50	1	12.5%	0	0.0%	122.9
6	Stafford	LAR	17	13	76.5%	109	6.41	1	5.9%	0	0.0%	112.1
7	*Daniels	WAS	16	14	87.5%	169	10.56	0	0.0%	0	0.0%	110.7
8	Purdy	SF	19	17	89.5%	184	9.68	0	0.0%	0	0.0%	107.0
9t	Love	GB	6	4	66.7%	67	11.17	0	0.0%	0	0.0%	104.2
9t	Willis	GB	6	4	66.7%	67	11.17	0	0.0%	0	0.0%	104.2
11	Herbert	LAC	9	5	55.6%	37	4.11	1	11.1%	0	0.0%	102.5
12	Minschew	LV	26	19	73.1%	222	8.54	1	3.8%	1	3.8%	95.4
13	Rodgers	NYJ	10	7	70.0%	83	8.30	0	0.0%	0	0.0%	95.0
14	Darnold	MIN	9	7	77.8%	59	6.56	0	0.0%	0	0.0%	94.0
15	L. Jackson	BAL	22	12	54.5%	156	7.09	1	4.5%	0	0.0%	92.2
16	Allen	BUF	10	6	60.0%	89	8.90	0	0.0%	0	0.0%	89.2
17	Brissett	NE	8	6	75.0%	40	5.00	0	0.0%	0	0.0%	85.4
18	Tagovailoa	MIA	8	5	62.5%	50	6.25	0	0.0%	0	0.0%	80.2
19	Burrow	CIN	16	10	62.5%	97	6.06	0	0.0%	0	0.0%	79.4
20	Thompson	MIA	13	8	61.5%	80	6.15	0	0.0%	0	0.0%	79.0
21	Lawrence	JAX	14	6	42.9%	104	7.43	0	0.0%	0	0.0%	68.8
22	Richardson	IND	25	11	44.0%	219	8.76	2	8.0%	2	8.0%	68.6
23	Cousins	ATL	15	8	53.3%	93	6.20	1	6.7%	1	6.7%	66.8
24	Fields	PIT	5	3	60.0%	16	3.20	0	0.0%	0	0.0%	65.4
25	Jones	NYG	23	13	56.5%	100	4.35	1	4.3%	1	4.3%	63.7
26	Young	CAR	23	12	52.2%	98	4.26	0	0.0%	0	0.0%	63.3
27	K. Murray	ARI	13	6	46.2%	54	4.15	0	0.0%	0	0.0%	57.9
28	D. Watson	CLE	23	14	60.9%	106	4.61	0	0.0%	1	4.3%	53.9
29	*Nix	DEN	30	19	63.3%	178	5.93	0	0.0%	2	6.7%	51.8
30	Goff	DET	32	19	59.4%	168	5.25	0	0.0%	2	6.3%	47.4
31	Hurts	PHI	19	13	68.4%	108	5.68	0	0.0%	2	10.5%	43.2
32	Prescott	DAL	15	8	53.3%	58	3.87	0	0.0%	1	6.7%	34.9
33	*Ca. Williams	CHI	18	8	44.4%	60	3.33	0	0.0%	1	5.6%	29.9
34	Levis	TEN	19	11	57.9%	68	3.58	0	0.0%	2	10.5%	25.7
35	Carr	NO	5	2	40.0%	27	5.40	0	0.0%	1	20.0%	18.3

2024 NATIONAL FOOTBALL LEAGUE

NFL THIRD-DOWN PASSING LEADERS

RANK	PLAYER	TEAM	ATT	COMP	COMP%	YDS	YPA	TD	TD%	INT	INT%	RATING
1	K. Murray	ARI	11	11	100.0%	144	13.09	2	18.2%	0	0.0%	158.3
2	Stroud	HOU	19	16	84.2%	180	9.47	1	5.3%	0	0.0%	123.7
3	Rodgers	NYJ	14	10	71.4%	127	9.07	1	7.1%	0	0.0%	123.2
4	Herbert	LAC	17	11	64.7%	105	6.18	3	17.6%	0	0.0%	121.3
5	Jones	NYG	20	12	60.0%	167	8.35	2	10.0%	0	0.0%	120.2
6	Mayfield	TB	15	10	66.7%	156	10.40	2	13.3%	1	6.7%	112.8
7	Allen	BUF	13	7	53.8%	123	9.46	1	7.7%	0	0.0%	112.0
8	Fields	PIT	14	10	71.4%	84	6.00	1	7.1%	0	0.0%	110.4
9	Prescott	DAL	16	11	68.8%	115	7.19	1	6.3%	0	0.0%	110.2
10	Burrow	CIN	14	10	71.4%	76	5.43	1	7.1%	0	0.0%	108.0
11	Cousins	ATL	14	9	64.3%	74	5.29	1	7.1%	0	0.0%	101.5
12	D. Watson	CLE	17	14	82.4%	127	7.47	0	0.0%	0	0.0%	97.8
13	Darnold	MIN	14	10	71.4%	103	7.36	0	0.0%	0	0.0%	92.3
14	G. Smith	SEA	20	14	70.0%	143	7.15	0	0.0%	0	0.0%	90.2
15	Mahomes	KC	10	7	70.0%	65	6.50	0	0.0%	0	0.0%	87.5
16	*Daniels	WAS	12	7	58.3%	95	7.92	0	0.0%	0	0.0%	83.7
17	Goff	DET	22	11	50.0%	128	5.82	1	4.5%	0	0.0%	83.1
18	Purdy	SF	16	10	62.5%	99	6.19	0	0.0%	0	0.0%	79.9
19	Stafford	LAR	14	9	64.3%	71	5.07	0	0.0%	0	0.0%	76.8
20	L. Jackson	BAL	19	11	57.9%	118	6.21	0	0.0%	0	0.0%	76.2
21	Minshew	LV	17	13	76.5%	136	8.00	0	0.0%	1	5.9%	74.6
22	Lawrence	JAX	14	3	21.4%	70	5.00	1	7.1%	0	0.0%	71.7
23	Brissett	NE	18	10	55.6%	81	4.50	0	0.0%	0	0.0%	67.1
24	*Nix	DEN	24	14	58.3%	130	5.42	0	0.0%	1	4.2%	55.9
25	Tagovailoa	MIA	15	9	60.0%	134	8.93	0	0.0%	2	13.3%	49.7
26	Levis	TEN	15	8	53.3%	85	5.67	0	0.0%	1	6.7%	42.4
27	*Ca. Williams	CHI	17	7	41.2%	71	4.18	0	0.0%	1	5.9%	29.3
28	Hurts	PHI	16	8	50.0%	80	5.00	0	0.0%	2	12.5%	25.0
29	Young	CAR	15	5	33.3%	26	1.73	0	0.0%	1	6.7%	14.6

2024 NATIONAL FOOTBALL LEAGUE

NFL LEADING RUSHERS

RANK	PLAYER	TEAM	ATT	YDS	AVG	LONG	TD
1	Dobbins	LAC	27	266	9.9	61	2
2	Mason	SF	48	247	5.1	24	2
3	Jacobs	GB	48	235	4.9	34	0
4	Barkley	PHI	46	204	4.4	34	2
5	Stevenson	NE	46	201	4.4	18	2
6	Kamara	NO	35	198	5.7	17	4
7	Mixon	HOU	39	184	4.7	16	1
8	Robinson	WAS	29	173	6.0	40	1
9	Conner	ARI	37	172	4.6	22	2
10	L. Jackson (QB)	BAL	21	167	8.0	25	0
11	Robinson	ATL	32	165	5.2	19	0
12	Taylor	IND	28	151	5.4	29	1
13	Cook	BUF	30	149	5.0	49t	2
14	Pollard	TEN	33	144	4.4	26t	1
15	Harris	PIT	37	139	3.8	20	0
16	Pacheco	KC	34	135	4.0	11	1
17t	*Daniels (QB)	WAS	26	132	5.1	17	2
17t	Singleton	NYG	26	132	5.1	22	1
19	Henry	BAL	31	130	4.2	29	2
20t	A. Jones	MIN	23	126	5.5	19	1
20t	Montgomery	DET	28	126	4.5	21	2
22	Gibbs	DET	24	124	5.2	24	1
23	Achane	MIA	32	120	3.8	17	1
24	Hurts (QB)	PHI	26	118	4.5	23	1
25t	Hall	NYJ	30	116	3.9	30	1
25t	K. Murray (QB)	ARI	10	116	11.6	29	0
27	Gibson	NE	18	114	6.3	45	0
28	J. Ford	CLE	19	108	5.7	36	1
29	Walker	SEA	20	103	5.2	23t	1
30	Chandler	MIN	18	99	5.5	25	0
31	Etienne	JAX	25	96	3.8	20	2
32	Richardson (QB)	IND	10	93	9.3	21	1
33	Edwards	LAC	29	85	2.9	10	0
34t	Fields (QB)	PIT	22	84	3.8	16	0
34t	*Irving	TB	16	84	5.3	31	0
36t	Hubbard	CAR	16	78	4.9	23	0
36t	Moss	CIN	21	78	3.7	16	1
38	Williams	NO	19	77	4.1	14t	1
39	K. Williams	LAR	30	75	2.5	9	2
40t	Allgeier	ATL	12	74	6.2	15	0
40t	Levis (QB)	TEN	8	74	9.3	21	0
42	Bigsby	JAX	12	73	6.1	26	0
43	Reed (WR)	GB	3	70	23.3	33t	1
44	White	LV	22	68	3.1	12	0
45	*Nix (QB)	DEN	9	60	6.7	23	1
46t	D. Watson (QB)	CLE	10	59	5.9	16	1
46t	*Ca. Williams (QB)	CHI	10	59	5.9	24	0
48t	Dowdle	DAL	15	56	3.7	10	0
48t	Elliott	DAL	16	56	3.5	9	1
50t	Mayfield (QB)	TB	8	55	6.9	12	1
50t	Em. Wilson	GB	9	55	6.1	18	0

2024 NATIONAL FOOTBALL LEAGUE

NFL THIRD-AND-ONE RUSHING LEADERS

RANK	PLAYER	TEAM	ATT	FD	PCT
1t	Dobbins	LAC	3	3	100.0%
1t	Fields (QB)	PIT	3	3	100.0%
1t	*Allen	NYJ	2	2	100.0%
1t	Burrow (QB)	CIN	2	2	100.0%
1t	A. Jones	MIN	2	2	100.0%
1t	Levis (QB)	TEN	2	2	100.0%
1t	Montgomery	DET	2	2	100.0%
1t	Achane	MIA	1	1	100.0%
1t	Charbonnet	SEA	1	1	100.0%
1t	Conner	ARI	1	1	100.0%
1t	*Daniels (QB)	WAS	1	1	100.0%
1t	Darnold (QB)	MIN	1	1	100.0%
1t	Dowdle	DAL	1	1	100.0%
1t	Elliott	DAL	1	1	100.0%
1t	Etienne	JAX	1	1	100.0%
1t	Gibbs	DET	1	1	100.0%
1t	Hill	BAL	1	1	100.0%
1t	Hill (QB)	NO	1	1	100.0%
1t	L. Jackson (QB)	BAL	1	1	100.0%
1t	Mixon	HOU	1	1	100.0%
1t	Moss	CIN	1	1	100.0%
1t	K. Murray (QB)	ARI	1	1	100.0%
1t	Prescott (QB)	DAL	1	1	100.0%
1t	Spears	TEN	1	1	100.0%
1t	Walker	SEA	1	1	100.0%
1t	Williams	NO	1	1	100.0%
1t	K. Williams	LAR	1	1	100.0%
28	Ingold	MIA	4	3	75.0%
29t	Jacobs	GB	3	2	66.7%
29t	Robinson	WAS	3	2	66.7%
31t	Hurts (QB)	PHI	4	2	50.0%
31t	G. Smith (QB)	SEA	2	1	50.0%
31t	Williams	DEN	2	1	50.0%
34	Hall	NYJ	3	1	33.3%

2024 NATIONAL FOOTBALL LEAGUE

NFL LEADERS IN RECEPTIONS

RANK	PLAYER	TEAM	REC	YDS	AVG	LONG	TD
1	Kupp	LAR	18	147	8.2	24	1
2t	Godwin	TB	15	200	13.3	41t	2
2t	*Nabers	NYG	15	193	12.9	28	1
2t	*Bowers (TE)	LV	15	156	10.4	27	0
5t	Collins	HOU	14	252	18.0	55	1
5t	Adams	LV	14	169	12.1	30	1
5t	D. Smith	PHI	14	160	11.4	25	1
5t	Achane (RB)	MIA	14	145	10.4	39	1
5t	Smith-Njigba	SEA	14	136	9.7	24	0
5t	St. Brown	DET	14	132	9.4	20	0
11t	Samuel	SF	13	164	12.6	28	0
11t	Metcalf	SEA	13	158	12.2	56t	1
11t	Flowers	BAL	13	128	9.8	21	1
14t	Rice	KC	12	178	14.8	44t	1
14t	Hall (RB)	NYJ	12	91	7.6	26t	1
16t	Likely (TE)	BAL	11	137	12.5	49t	1
16t	Kittle (TE)	SF	11	116	10.5	26	1
16t	McBride (TE)	ARI	11	97	8.8	21	0
16t	D. Moore	CHI	11	89	8.1	19	0
16t	Gibbs (RB)	DET	11	56	5.1	14	0
21t	J. Williams	DET	10	200	20.0	52t	1
21t	T. Hill	MIA	10	154	15.4	80t	1
21t	Henry (TE)	NE	10	127	12.7	35	0
21t	Wilson	NYJ	10	117	11.7	26	0
21t	Gesicki (TE)	CIN	10	109	10.9	37	0
21t	Chase	CIN	10	97	9.7	28	0
21t	Diggs	HOU	10	70	7.0	21	2
28t	Lamb	DAL	9	151	16.8	65t	1
28t	Waddle	MIA	9	150	16.7	63	0
28t	Reynolds	DEN	9	138	15.3	49	0
28t	Robinson (RB)	ATL	9	68	7.6	14	0
28t	Moore	CLE	9	53	5.9	22	0
33t	Jefferson	MIN	8	192	24.0	97t	2
33t	Pierce	IND	8	181	22.6	60t	2
33t	Pickens	PIT	8	114	14.3	40	0
33t	Evans	TB	8	103	12.9	24	2
33t	Lazard	NYJ	8	100	12.5	36t	2
33t	Jeudy	CLE	8	98	12.3	30	1
33t	Shakir	BUF	8	96	12.0	21	1
33t	Lockett	SEA	8	92	11.5	19	0
33t	Johnston	LAC	8	89	11.1	29t	2
33t	D. London	ATL	8	69	8.6	19	1
33t	Freiermuth (TE)	PIT	8	66	8.3	14	0
33t	Hill (RB)	BAL	8	62	7.8	18	0
33t	Robinson	NYG	8	62	7.8	15	1
33t	Dortch	ARI	8	58	7.3	14	0
33t	Pollard (RB)	TEN	8	52	6.5	22	0
33t	McLaurin	WAS	8	39	4.9	12	0
33t	*Vele	DEN	8	39	4.9	9	0
50t	Shaheed	NO	7	169	24.1	70t	2
50t	Ridley	TEN	7	127	18.1	40t	1
50t	Doubs	GB	7	112	16.0	39	0
50t	Jennings	SF	7	101	14.4	25	0
50t	Ekeler (RB)	WAS	7	99	14.1	27	0
50t	T. Johnson	LAR	7	99	14.1	63	0

2024 NATIONAL FOOTBALL LEAGUE

NFL LEADERS IN RECEPTIONS

RANK	PLAYER	TEAM	REC	YDS	AVG	LONG	TD
50t	McCloud	ATL	7	94	13.4	20	0
50t	Tolbert	DAL	7	94	13.4	39	0
50t	Kamara (RB)	NO	7	92	13.1	57t	1
50t	Ertz (TE)	WAS	7	90	12.9	21	0
50t	Meyers	LV	7	90	12.9	33	0
50t	White (RB)	TB	7	80	11.4	32	0
50t	Goedert (TE)	PHI	7	69	9.9	21	0
50t	*McConkey	LAC	7	65	9.3	15	1
50t	Charbonnet (RB)	SEA	7	60	8.6	30t	1
50t	J. Smith (TE)	MIA	7	60	8.6	15	0
50t	Pacheco (RB)	KC	7	54	7.7	23	0
50t	Pittman	IND	7	52	7.4	13	0
50t	A. Jones (RB)	MIN	7	51	7.3	18	0
50t	K. Williams (RB)	LAR	7	31	4.4	10	0
50t	J. Ford (RB)	CLE	7	25	3.6	8	0

2024 NATIONAL FOOTBALL LEAGUE

NFL RECEIVING YARDAGE LEADERS

RANK	PLAYER	TEAM	YDS	REC	AVG	LONG	TD
1	Collins	HOU	252	14	18.0	55	1
2t	Godwin	TB	200	15	13.3	41t	2
2t	J. Williams	DET	200	10	20.0	52t	1
4	*Nabers	NYG	193	15	12.9	28	1
5	Jefferson	MIN	192	8	24.0	97t	2
6	Pierce	IND	181	8	22.6	60t	2
7	Rice	KC	178	12	14.8	44t	1
8t	Adams	LV	169	14	12.1	30	1
8t	Shaheed	NO	169	7	24.1	70t	2
10	Samuel	SF	164	13	12.6	28	0
11	D. Smith	PHI	160	14	11.4	25	1
12	Metcalf	SEA	158	13	12.2	56t	1
13	*Bowers (TE)	LV	156	15	10.4	27	0
14	T. Hill	MIA	154	10	15.4	80t	1
15	Lamb	DAL	151	9	16.8	65t	1
16	Waddle	MIA	150	9	16.7	63	0
17t	Kupp	LAR	147	18	8.2	24	1
17t	Reed	GB	147	6	24.5	70t	1
19	Achane (RB)	MIA	145	14	10.4	39	1
20	*B. Thomas	JAX	141	6	23.5	66	1
21	Reynolds	DEN	138	9	15.3	49	0
22	Likely (TE)	BAL	137	11	12.5	49t	1
23	Smith-Njigba	SEA	136	14	9.7	24	0
24	*Harrison	ARI	134	5	26.8	60t	2
25	St. Brown	DET	132	14	9.4	20	0
26	Flowers	BAL	128	13	9.8	21	1
27t	Henry (TE)	NE	127	10	12.7	35	0
27t	Ridley	TEN	127	7	18.1	40t	1
29	A. Brown	PHI	119	5	23.8	67t	1
30	Wilson	NYJ	117	10	11.7	26	0
31	Kittle (TE)	SF	116	11	10.5	26	1
32	Pickens	PIT	114	8	14.3	40	0
33	Doubs	GB	112	7	16.0	39	0
34	Gesicki (TE)	CIN	109	10	10.9	37	0
35	Davis	JAX	105	6	17.5	22	0
36t	Evans	TB	103	8	12.9	24	2
36t	Mooney	ATL	103	4	25.8	41t	1
38	Jennings	SF	101	7	14.4	25	0
39	Lazard	NYJ	100	8	12.5	36t	2
40t	Ekeler (RB)	WAS	99	7	14.1	27	0
40t	T. Johnson	LAR	99	7	14.1	63	0
42	Jeudy	CLE	98	8	12.3	30	1
43t	Chase	CIN	97	10	9.7	28	0
43t	McBride (TE)	ARI	97	11	8.8	21	0
45	Shakir	BUF	96	8	12.0	21	1
46t	McCloud	ATL	94	7	13.4	20	0
46t	Tolbert	DAL	94	7	13.4	39	0
48	Bateman	BAL	93	5	18.6	38	0
49t	Kamara (RB)	NO	92	7	13.1	57t	1
49t	Lockett	SEA	92	8	11.5	19	0
49t	Olave	NO	92	6	15.3	39	0
49t	Robinson	LAR	92	6	15.3	42	0

2024 NATIONAL FOOTBALL LEAGUE

NFL THIRD-DOWN RECEIVING LEADERS

RANK	PLAYER	TEAM	REC	YDS	AVG	LONG	TD
1	Godwin	TB	7	99	14.1	24	0
2t	*Nabers	NYG	6	115	19.2	28	1
2t	Collins	HOU	6	86	14.3	26	0
4t	Wilson	NYJ	5	70	14.0	26	0
4t	Johnston	LAC	5	61	12.2	29t	2
4t	Diggs	HOU	5	49	9.8	21	1
4t	Hill (RB)	BAL	5	46	9.2	18	0
4t	Robinson	NYG	5	44	8.8	15	1
9t	Reed	GB	4	105	26.3	70t	1
9t	Smith-Njigba	SEA	4	60	15.0	24	0
9t	Shakir	BUF	4	54	13.5	19	0
9t	D. Moore	CHI	4	46	11.5	19	0
9t	Henry (TE)	NE	4	45	11.3	17	0
9t	Pickens	PIT	4	44	11.0	16	0
9t	Cooks	DAL	4	39	9.8	21t	1
9t	Kittle (TE)	SF	4	38	9.5	14	0
9t	Dortch	ARI	4	37	9.3	14	0
9t	Gesicki (TE)	CIN	4	30	7.5	10	0
9t	Charbonnet (RB)	SEA	4	14	3.5	7	0
20t	Doubs	GB	3	66	22.0	39	0
20t	Waddle	MIA	3	58	19.3	21	0
20t	Ridley	TEN	3	53	17.7	22	0
20t	Lazard	NYJ	3	48	16.0	36t	1
20t	St. Brown	DET	3	41	13.7	17	0
20t	Adams	LV	3	33	11.0	18	0
20t	Moore	CLE	3	33	11.0	22	0
20t	T. Hill	MIA	3	30	10.0	10	0
20t	*McConkey	LAC	3	29	9.7	15	1
20t	Andrews (TE)	BAL	3	27	9.0	12	0
20t	Mundt (TE)	MIN	3	21	7.0	9	0
20t	Dulcich (TE)	DEN	3	19	6.3	7	0
20t	LaPorta (TE)	DET	3	17	5.7	7	0
33t	Shaheed	NO	2	76	38.0	59t	1
33t	Pierce	IND	2	68	34.0	57	0
33t	J. Williams	DET	2	65	32.5	52t	1
33t	Achane (RB)	MIA	2	55	27.5	39	0
33t	Sutton	DEN	2	43	21.5	26	0
33t	Ertz (TE)	WAS	2	41	20.5	21	0
33t	*Bowers (TE)	LV	2	38	19.0	27	0
33t	Flowers	BAL	2	38	19.0	19	0
33t	Kelce (TE)	KC	2	33	16.5	23	0
33t	Goedert (TE)	PHI	2	30	15.0	21	0
33t	Reynolds	DEN	2	30	15.0	25	0
33t	Aiyuk	SF	2	28	14.0	14	0
33t	A. Brown	PHI	2	28	14.0	20	0
33t	Ekeler (RB)	WAS	2	28	14.0	16	0
33t	Lockett	SEA	2	28	14.0	19	0
33t	Parkinson (TE)	LAR	2	27	13.5	15	0
33t	Demercado (RB)	ARI	2	26	13.0	24	0
33t	Rice	KC	2	26	13.0	16	0
33t	Evans	TB	2	25	12.5	24	1
33t	Jeudy	CLE	2	23	11.5	15	0
33t	Meyers	LV	2	22	11.0	13	0
33t	Tucker	LV	2	22	11.0	14	0
33t	Metcalf	SEA	2	21	10.5	15	0

2024 NATIONAL FOOTBALL LEAGUE

NFL THIRD-DOWN RECEIVING LEADERS

RANK	PLAYER	TEAM	REC	YDS	AVG	LONG	TD
33t	Wicks	GB	2	21	10.5	14t	1
33t	Williams (RB)	DEN	2	21	10.5	14	0
33t	Freiermuth (TE)	PIT	2	19	9.5	11	0
33t	Da. Bell	CLE	2	18	9.0	12	0
33t	Hudson (TE)	CIN	2	18	9.0	13	0
33t	Iosivas	CIN	2	16	8.0	12	1
33t	Pitts (TE)	ATL	2	16	8.0	8	0
33t	Powell	MIN	2	16	8.0	11	0
33t	Elliott (RB)	DAL	2	15	7.5	15	0
33t	D. London	ATL	2	15	7.5	8	1
33t	Palmer	LAC	2	15	7.5	11	0
33t	Osborn	NE	2	14	7.0	9	0
33t	Jennings	SF	2	13	6.5	8	0
33t	Mi. Wilson	ARI	2	13	6.5	8	1
33t	Cooper	CLE	2	12	6.0	10	0
33t	Douglas	NE	2	12	6.0	9	0
33t	Robinson (RB)	ATL	2	12	6.0	7	0
33t	Kupp	LAR	2	11	5.5	13	0
33t	Ogunbowale (RB)	HOU	2	10	5.0	7	0
33t	Hall (RB)	NYJ	2	9	4.5	9	0
33t	Mattison (RB)	LV	2	9	4.5	6	0
33t	Barkley (RB)	PHI	2	8	4.0	4	0
33t	K. Williams (RB)	LAR	2	8	4.0	9	0
33t	Okonkwo (TE)	TEN	2	6	3.0	8	0
33t	Spears (RB)	TEN	2	4	2.0	2	0
33t	M. Sanders (RB)	CAR	2	3	1.5	5	0
33t	Gibbs (RB)	DET	2	2	1.0	1	0
33t	McLaughlin (RB)	DEN	2	2	1.0	1	0

2024 NATIONAL FOOTBALL LEAGUE

NFL LEADING SCORERS (NON-KICKING)

RANK	PLAYER	TEAM	POS	TOUCHDOWNS				X2	PTS
				TOTAL	RUSH	REC	RET		
1	Kamara	NO	RB	5	4	1	0	0	30
2	Barkley	PHI	RB	3	2	1	0	1	20
3	Cook	BUF	RB	3	2	1	0	0	18
4	Conner	ARI	RB	2	2	0	0	1	14
5t	Achane	MIA	RB	2	1	1	0	0	12
5t	*Allen	NYJ	RB	2	1	1	0	0	12
5t	Allen	BUF	QB	2	2	0	0	0	12
5t	Charbonnet	SEA	RB	2	1	1	0	0	12
5t	*Daniels	WAS	QB	2	2	0	0	0	12
5t	Diggs	HOU	WR	2	0	2	0	0	12
5t	Dobbins	LAC	RB	2	2	0	0	0	12
5t	Etienne	JAX	RB	2	2	0	0	0	12
5t	Evans	TB	WR	2	0	2	0	0	12
5t	Godwin	TB	WR	2	0	2	0	0	12
5t	Hall	NYJ	RB	2	1	1	0	0	12
5t	*Harrison	ARI	WR	2	0	2	0	0	12
5t	Henry	BAL	RB	2	2	0	0	0	12
5t	Iosivas	CIN	WR	2	0	2	0	0	12
5t	Jefferson	MIN	WR	2	0	2	0	0	12
5t	Johnston	LAC	WR	2	0	2	0	0	12
5t	Lazard	NYJ	WR	2	0	2	0	0	12
5t	Mason	SF	RB	2	2	0	0	0	12
5t	Mattison	LV	RB	2	1	1	0	0	12
5t	Montgomery	DET	RB	2	2	0	0	0	12
5t	Nailor	MIN	WR	2	0	2	0	0	12
5t	Pierce	IND	WR	2	0	2	0	0	12
5t	Reed	GB	WR	2	1	1	0	0	12
5t	Ridley	TEN	WR	2	1	1	0	0	12
5t	Shaheed	NO	WR	2	0	2	0	0	12
5t	Stevenson	NE	RB	2	2	0	0	0	12
5t	K. Williams	LAR	RB	2	2	0	0	0	12
5t	*Worthy	KC	WR	2	1	1	0	0	12
33t	Adams	LV	WR	1	0	1	0	0	6
33t	A. Brown	PHI	WR	1	0	1	0	0	6
33t	Carr	NO	QB	1	1	0	0	0	6
33t	Collins	HOU	WR	1	0	1	0	0	6
33t	Conner	KC	DB	1	0	0	1	0	6
33t	Cooks	DAL	WR	1	0	1	0	0	6
33t	Dallas	ARI	RB	1	0	0	1	0	6
33t	Dulin	IND	WR	1	0	1	0	0	6
33t	Elliott	DAL	RB	1	1	0	0	0	6
33t	Flowers	BAL	WR	1	0	1	0	0	6
33t	J. Ford	CLE	RB	1	1	0	0	0	6
33t	Gibbs	DET	RB	1	1	0	0	0	6
33t	Herbert	CHI	RB	1	1	0	0	0	6
33t	Higgins	ARI	TE	1	0	1	0	0	6

2024 NATIONAL FOOTBALL LEAGUE

NFL LEADING SCORERS (NON-KICKING)

RANK	PLAYER	TEAM	POS	TOUCHDOWNS				X2	PTS
				TOTAL	RUSH	REC	RET		
33t	T. Hill	MIA	WR	1	0	1	0	0	6
33t	Hollins	BUF	WR	1	0	1	0	0	6
33t	Hurts	PHI	QB	1	1	0	0	0	6
33t	Ingram	BUF	DB	1	0	0	1	0	6
33t	Jeudy	CLE	WR	1	0	1	0	0	6
33t	Johnson	NO	TE	1	0	1	0	0	6
33t	A. Jones	MIN	RB	1	1	0	0	0	6
33t	Kittle	SF	TE	1	0	1	0	0	6
33t	Kupp	LAR	WR	1	0	1	0	0	6
33t	Lamb	DAL	WR	1	0	1	0	0	6
33t	Likely	BAL	TE	1	0	1	0	0	6
33t	D. London	ATL	WR	1	0	1	0	0	6
33t	Mayfield	TB	QB	1	1	0	0	0	6
33t	McBride	ARI	TE	1	0	0	1	0	6
33t	*McConkey	LAC	WR	1	0	1	0	0	6
33t	*McMillan	TB	WR	1	0	1	0	0	6
33t	Metcalf	SEA	WR	1	0	1	0	0	6
33t	Mixon	HOU	RB	1	1	0	0	0	6
33t	Mooney	ATL	WR	1	0	1	0	0	6
33t	Moreau	NO	TE	1	0	1	0	0	6
33t	Morris	KC	OT	1	0	1	0	0	6
33t	Moss	CIN	RB	1	1	0	0	0	6
33t	*Nabers	NYG	WR	1	0	1	0	0	6
33t	*Nix	DEN	QB	1	1	0	0	0	6
33t	Okonkwo	TEN	TE	1	0	1	0	0	6
33t	Owens	CHI	DB	1	0	0	1	0	6
33t	Pacheco	KC	RB	1	1	0	0	0	6
33t	Pitts	ATL	TE	1	0	1	0	0	6
33t	*Polk	NE	WR	1	0	1	0	0	6
33t	Pollard	TEN	RB	1	1	0	0	0	6
33t	Rice	KC	WR	1	0	1	0	0	6
33t	Richardson	IND	QB	1	1	0	0	0	6
33t	Robinson	WAS	RB	1	1	0	0	0	6
33t	Robinson	NYG	WR	1	0	1	0	0	6
33t	Samuel	SF	WR	1	1	0	0	0	6
33t	Shakir	BUF	WR	1	0	1	0	0	6
33t	Singletary	NYG	RB	1	1	0	0	0	6
33t	D. Smith	PHI	WR	1	0	1	0	0	6
33t	G. Smith	SEA	QB	1	1	0	0	0	6
33t	Stevenson	CHI	CB	1	0	0	1	0	6
33t	Taylor	IND	RB	1	1	0	0	0	6
33t	*B. Thomas	JAX	WR	1	0	1	0	0	6
33t	Turpin	DAL	WR	1	0	0	1	0	6
33t	Van Ginkel	MIN	OLB	1	0	0	1	0	6
33t	Walker	SEA	RB	1	1	0	0	0	6
33t	Washington	PIT	TE	1	0	1	0	0	6

2024 NATIONAL FOOTBALL LEAGUE

NFL LEADING SCORERS (NON-KICKING)

RANK	PLAYER	TEAM	POS	TOUCHDOWNS				X2	PTS
				TOTAL	RUSH	REC	RET		
33t	Watson	GB	WR	1	0	1	0	0	6
33t	D. Watson	CLE	QB	1	1	0	0	0	6
33t	Wicks	GB	WR	1	0	1	0	0	6
33t	Williams	NO	RB	1	1	0	0	0	6
33t	J. Williams	DET	WR	1	0	1	0	0	6
33t	Mi. Wilson	ARI	WR	1	0	1	0	0	6
33t	Young	CAR	QB	1	1	0	0	0	6

2024 NATIONAL FOOTBALL LEAGUE

NFL LEADING SCORERS (KICKING)

RANK	PLAYER	TEAM	PAT	FG	FG%	LONG	PTS
1	Aubrey	DAL	4/4	8/8	100.0%	57	28
2t	Boswell	PIT	1/1	8/8	100.0%	57	25
2t	Grupe	NO	10/11	5/5	100.0%	57	25
2t	Moody	SF	4/4	7/7	100.0%	53	25
5	Fairbairn	HOU	3/3	7/7	100.0%	59	24
6t	McLaughlin	TB	6/6	5/5	100.0%	56	21
6t	*Narveson	GB	3/3	6/8	75.0%	46	21
6t	Seibert	WAS	0/0	7/7	100.0%	45	21
9t	Myers	SEA	4/4	5/5	100.0%	50	19
9t	Prater	ARI	7/7	4/4	100.0%	57	19
9t	Tucker	BAL	4/4	5/7	71.4%	48	19
12t	Bates	DET	3/3	5/5	100.0%	35	18
12t	Carlson	LV	3/3	5/6	83.3%	53	18
12t	Dicker	LAC	3/4	5/5	100.0%	53	18
12t	Slye	NE	3/3	5/6	83.3%	37	18
16t	Bass	BUF	8/8	3/4	75.0%	43	17
16t	Butker	KC	5/5	4/4	100.0%	51	17
16t	Elliott	PHI	5/5	4/4	100.0%	38	17
16t	McPherson	CIN	2/3	5/5	100.0%	53	17
16t	Santos	CHI	2/2	5/5	100.0%	54	17
21	Lutz	DEN	1/1	5/5	100.0%	45	16
22t	Hopkins	CLE	3/3	4/4	100.0%	53	15
22t	*Reichard	MIN	6/6	3/3	100.0%	39	15
24	Koo	ATL	2/2	4/4	100.0%	39	14
25t	*Karty	LAR	3/3	3/3	100.0%	41	12
25t	*C. Little	JAX	3/3	3/4	75.0%	53	12
25t	Sanders	MIA	3/3	3/4	75.0%	52	12
28	Folk	TEN	4/4	2/2	100.0%	41	10
29t	Pineiro	CAR	1/1	2/2	100.0%	43	7
29t	Zuerlein	NYJ	4/4	1/1	100.0%	33	7
31	Gano	NYG	0/0	2/2	100.0%	50	6
32	Gay	IND	1/1	1/2	50.0%	34	4
33	*Shrader	IND	3/3	0/0	---	---	3
34	York	WAS	2/2	0/2	0.0%	---	2
35	Gillan	NYG	0/1	0/0	---	---	0

2024 NATIONAL FOOTBALL LEAGUE

NFL TOUCHBACKS ON KICKOFFS

RANK	PLAYER	TEAM	TB
1	Prater	ARI	11
2t	Myers	SEA	10
2t	Narveson	GB	10
4t	Aubrey	DAL	9
4t	Bass	BUF	9
4t	Bates	DET	9
4t	Butker	KC	9
4t	Evans	LAR	9
4t	Mann	PHI	9
4t	McPherson	CIN	9
4t	Moody	SF	9
12t	Camarda	TB	8
12t	Pinion	ATL	8
12t	Reichard	MIN	8
12t	Slye	NE	8
16t	Boswell	PIT	7
16t	Carlson	LV	7
16t	Dicker	LAC	7
16t	Fairbairn	HOU	7
16t	Hopkins	CLE	7
16t	Tucker	BAL	7
16t	Zuerlein	NYJ	7
23	C. Little	JAX	6
24	Shrader	IND	5
25t	Grupe	NO	4
25t	Lutz	DEN	4
25t	Sanders	MIA	4
28t	Folk	TEN	3
28t	Gano	NYG	3
30t	Gay	IND	2
30t	Gillan	NYG	2
30t	Santos	CHI	2
33t	Pineiro	CAR	1
33t	Seibert	WAS	1
33t	York	WAS	1

2024 NATIONAL FOOTBALL LEAGUE

NFL MOST YARDS FROM SCRIMMAGE

RANK	PLAYER	TEAM	POS	TOTAL			RUSHING			RECEIVING		
				YDS	PLAYS	AVG	YDS	ATT	AVG	YDS	ATT	AVG
1	Kamara	NO	RB	290	42	6.9	198	35	5.7	92	7	13.1
2	Dobbins	LAC	RB	270	31	8.7	266	27	9.9	4	4	1.0
3	Achane	MIA	RB	265	46	5.8	120	32	3.8	145	14	10.4
4	Mason	SF	RB	256	50	5.1	247	48	5.1	9	2	4.5
5	Jacobs	GB	RB	255	50	5.1	235	48	4.9	20	2	10.0
6	Collins	HOU	WR	252	14	18.0	0	0	---	252	14	18.0
7	Barkley	PHI	RB	248	52	4.8	204	46	4.4	44	6	7.3
8	Robinson	ATL	RB	233	41	5.7	165	32	5.2	68	9	7.6
9t	Mixon	HOU	RB	228	45	5.1	184	39	4.7	44	6	7.3
9t	J. Williams	DET	WR	228	12	19.0	28	2	14.0	200	10	20.0
11	Robinson	WAS	RB	225	33	6.8	173	29	6.0	52	4	13.0
12	Reed	GB	WR	217	9	24.1	70	3	23.3	147	6	24.5
13	Stevenson	NE	RB	216	51	4.2	201	46	4.4	15	5	3.0
14t	Conner	ARI	RB	207	41	5.0	172	37	4.6	35	4	8.8
14t	Hall	NYJ	RB	207	42	4.9	116	30	3.9	91	12	7.6
16	Godwin	TB	WR	200	15	13.3	0	0	---	200	15	13.3
17	Cook	BUF	RB	198	34	5.8	149	30	5.0	49	4	12.3
18	Pollard	TEN	RB	196	41	4.8	144	33	4.4	52	8	6.5
19	*Nabers	NYG	WR	193	15	12.9	0	0	---	193	15	12.9
20	Jefferson	MIN	WR	192	8	24.0	0	0	---	192	8	24.0
21	Pacheco	KC	RB	189	41	4.6	135	34	4.0	54	7	7.7
22	Taylor	IND	RB	183	30	6.1	151	28	5.4	32	2	16.0
23	Shaheed	NO	WR	182	10	18.2	13	3	4.3	169	7	24.1
24	Pierce	IND	WR	181	8	22.6	0	0	---	181	8	22.6
25	Gibbs	DET	RB	180	35	5.1	124	24	5.2	56	11	5.1
26	Rice	KC	WR	178	12	14.8	0	0	---	178	12	14.8
27t	A. Jones	MIN	RB	177	30	5.9	126	23	5.5	51	7	7.3
27t	Samuel	SF	WR	177	23	7.7	13	10	1.3	164	13	12.6
29	Lamb	DAL	WR	176	12	14.7	25	3	8.3	151	9	16.8
30	Adams	LV	WR	169	14	12.1	0	0	---	169	14	12.1
31	L. Jackson	BAL	QB	167	21	8.0	167	21	8.0	0	0	---
32	T. Hill	MIA	WR	166	11	15.1	12	1	12.0	154	10	15.4
33	Montgomery	DET	RB	163	33	4.9	126	28	4.5	37	5	7.4
34	D. Smith	PHI	WR	160	14	11.4	0	0	---	160	14	11.4
35	Metcalf	SEA	WR	158	13	12.2	0	0	---	158	13	12.2
36t	Kupp	LAR	WR	157	20	7.9	10	2	5.0	147	18	8.2
36t	Waddle	MIA	WR	157	11	14.3	7	2	3.5	150	9	16.7
38	*Bowers	LV	TE	156	15	10.4	0	0	---	156	15	10.4
39	Harris	PIT	RB	153	39	3.9	139	37	3.8	14	2	7.0
40t	Ekeler	WAS	RB	147	17	8.6	48	10	4.8	99	7	14.1
40t	Singletary	NYG	RB	147	31	4.7	132	26	5.1	15	5	3.0
42t	Flowers	BAL	WR	142	15	9.5	14	2	7.0	128	13	9.8
42t	Henry	BAL	RB	142	32	4.4	130	31	4.2	12	1	12.0
44	*B. Thomas	JAX	WR	141	6	23.5	0	0	---	141	6	23.5
45	Reynolds	DEN	WR	138	9	15.3	0	0	---	138	9	15.3
46t	Likely	BAL	TE	137	11	12.5	0	0	---	137	11	12.5
46t	Ridley	TEN	WR	137	8	17.1	10	1	10.0	127	7	18.1
48	Smith-Njigba	SEA	WR	136	14	9.7	0	0	---	136	14	9.7
49	*Harrison	ARI	WR	134	5	26.8	0	0	---	134	5	26.8
50	J. Ford	CLE	RB	133	26	5.1	108	19	5.7	25	7	3.6

2024 NATIONAL FOOTBALL LEAGUE

NFL LEADERS IN FIRST DOWNS

RANK	PLAYER	TEAM	POS	TOTAL	RUSH	REC
1t	Kamara	NO	RB	14	13	1
1t	Mason	SF	RB	14	12	2
1t	Robinson	ATL	RB	14	10	4
4t	Barkley	PHI	RB	13	9	4
4t	Conner	ARI	RB	13	12	1
4t	Jacobs	GB	RB	13	12	1
7t	Achane	MIA	RB	12	5	7
7t	Collins	HOU	WR	12	0	12
7t	Godwin	TB	WR	12	0	12
7t	Mixon	HOU	RB	12	10	2
7t	Taylor	IND	RB	12	10	2
12t	Dobbins	LAC	RB	11	11	0
12t	Stevenson	NE	RB	11	11	0
14t	Cook	BUF	RB	10	8	2
14t	*Daniels	WAS	QB	10	10	0
14t	Gibbs	DET	RB	10	6	4
14t	Pollard	TEN	RB	10	8	2
14t	Robinson	WAS	RB	10	9	1
14t	Samuel	SF	WR	10	1	9
20t	Etienne	JAX	RB	9	7	2
20t	Henry	BAL	RB	9	8	1
20t	Hurts	PHI	QB	9	9	0
20t	Montgomery	DET	RB	9	8	1
20t	*Nabers	NYG	WR	9	0	9
20t	Pacheco	KC	RB	9	6	3
20t	D. Smith	PHI	WR	9	0	9
27t	Adams	LV	WR	8	0	8
27t	*Bowers	LV	TE	8	0	8
27t	Hall	NYJ	RB	8	5	3
27t	Henry	NE	TE	8	0	8
27t	L. Jackson	BAL	QB	8	8	0
27t	A. Jones	MIN	RB	8	7	1
27t	Kupp	LAR	WR	8	1	7
27t	Moss	CIN	RB	8	6	2
27t	Rice	KC	WR	8	0	8
27t	K. Williams	LAR	RB	8	7	1
37t	Chandler	MIN	RB	7	5	2
37t	Evans	TB	WR	7	0	7
37t	T. Hill	MIA	WR	7	1	6
37t	Lamb	DAL	WR	7	2	5
37t	Lazard	NYJ	WR	7	0	7
37t	Likely	BAL	TE	7	0	7
37t	Richardson	IND	QB	7	7	0
37t	Smith-Njigba	SEA	WR	7	0	7
37t	St. Brown	DET	WR	7	0	7
37t	Williams	NO	RB	7	6	1
37t	J. Williams	DET	WR	7	2	5
37t	Wilson	NYJ	WR	7	1	6
49t	Allgeier	ATL	RB	6	5	1
49t	Ekeler	WAS	RB	6	2	4
49t	Fields	PIT	QB	6	6	0
49t	Gibson	NE	RB	6	5	1
49t	Lockett	SEA	WR	6	0	6
49t	D. Moore	CHI	WR	6	1	5
49t	Olave	NO	WR	6	1	5

2024 NATIONAL FOOTBALL LEAGUE

NFL LEADERS IN FIRST DOWNS

RANK	PLAYER	TEAM	POS	TOTAL	RUSH	REC
49t	Pickens	PIT	WR	6	0	6
49t	Pierce	IND	WR	6	0	6
49t	Reed	GB	WR	6	3	3
49t	Reynolds	DEN	WR	6	0	6
49t	Ridley	TEN	WR	6	1	5
49t	Shaheed	NO	WR	6	1	5
49t	Singletary	NYG	RB	6	5	1
49t	Waddle	MIA	WR	6	0	6

2024 NATIONAL FOOTBALL LEAGUE

NFL PUNTING YARDS LEADERS

RANK	PLAYER	TEAM	POS	PUNTS	YARDS	LONG	AVG	TB	BLK	DWN	OB	RETURNS		IN20	NET AVG
												TOT	YDS		
1	*Rehkw	CIN	P	6	356	80	59.3	2	0	0	0	3	23	1	48.8
2	Stonehouse	TEN	P	9	494	63	54.9	0	2	0	0	8	99	2	35.9
3	Baringer	NE	P	11	592	67	53.8	1	0	0	1	6	60	6	46.5
4	Waitman	PIT	P	8	424	58	53.0	3	0	0	1	3	20	2	43.0
5	Sanchez	IND	P	6	313	59	52.2	1	0	1	0	1	0	5	48.8
6	Cooke	JAX	P	9	467	67	51.9	0	0	0	1	6	38	4	47.7
7	Morstead	NYJ	P	9	462	60	51.3	0	0	0	0	7	52	4	45.6
8	Araiza	KC	P	5	256	63	51.2	2	0	1	0	2	12	3	40.8
9	Dickson	SEA	P	10	510	61	51.0	1	0	0	1	7	71	1	41.9
10	Evans	LAR	P	7	356	63	50.9	0	0	1	1	5	48	2	44.0
11	Dixon	DEN	P	14	704	65	50.3	1	0	3	1	6	27	7	46.9
12	Pinion	ATL	P	6	299	59	49.8	0	0	0	0	5	56	0	40.5
13	Anger	DAL	P	7	347	59	49.6	0	0	0	1	5	72	1	39.3
14	Fox	DET	P	6	297	67	49.5	2	0	0	1	1	0	4	42.8
15	Bailey	MIA	P	5	246	57	49.2	0	0	0	2	1	3	4	48.6
16	Cole	LV	P	8	393	62	49.1	1	0	1	0	2	24	3	43.6
17	Bojorquez	CLE	P	12	575	64	47.9	1	0	1	2	6	104	4	37.6
18	Martin	BUF	P	5	234	65	46.8	1	0	1	0	1	6	3	41.6
19	*T. Taylor	CHI	P	12	554	60	46.2	1	0	0	2	7	41	5	41.1
20	Townsend	HOU	P	7	323	60	46.1	0	1	3	1	1	1	2	40.3
21	Scott	LAC	P	10	461	56	46.1	3	0	0	2	3	41	3	36.0
22	R. Wright	MIN	P	7	319	56	45.6	1	0	1	2	2	0	4	42.7
23	Gillan	NYG	P	8	364	60	45.5	0	0	2	3	2	24	5	42.5
24	Camarda	TB	P	6	268	51	44.7	0	0	1	0	3	32	2	39.3
25	Whelan	GB	P	5	213	59	42.6	0	0	0	2	0	0	4	42.6
26	Hekker	CAR	P	12	502	64	41.8	0	0	2	2	5	75	2	35.6
27	Stout	BAL	P	6	248	57	41.3	0	0	0	1	3	16	2	38.7

2024 NATIONAL FOOTBALL LEAGUE

NFL NET PUNTING YARDS LEADERS

RANK	PLAYER	TEAM	POS	PUNTS	YARDS	LONG	AVG	TB	BLK	DWN	OB	RETURNS		IN20	NET AVG
												TOT	YDS		
1t	*Rehkw	CIN	P	6	356	80	59.3	2	0	0	0	3	23	1	48.8
1t	Sanchez	IND	P	6	313	59	52.2	1	0	1	0	1	0	5	48.8
3	Bailey	MIA	P	5	246	57	49.2	0	0	0	2	1	3	4	48.6
4	Cooke	JAX	P	9	467	67	51.9	0	0	0	1	6	38	4	47.7
5	Dixon	DEN	P	14	704	65	50.3	1	0	3	1	6	27	7	46.9
6	Baringer	NE	P	11	592	67	53.8	1	0	0	1	6	60	6	46.5
7	Morstead	NYJ	P	9	462	60	51.3	0	0	0	0	7	52	4	45.6
8	Evans	LAR	P	7	356	63	50.9	0	0	1	1	5	48	2	44.0
9	Cole	LV	P	8	393	62	49.1	1	0	1	0	2	24	3	43.6
10	Waitman	PIT	P	8	424	58	53.0	3	0	0	1	3	20	2	43.0
11	Fox	DET	P	6	297	67	49.5	2	0	0	1	1	0	4	42.8
12	R. Wright	MIN	P	7	319	56	45.6	1	0	1	2	2	0	4	42.7
13	Whelan	GB	P	5	213	59	42.6	0	0	0	2	0	0	4	42.6
14	Gillan	NYG	P	8	364	60	45.5	0	0	2	3	2	24	5	42.5
15	Dickson	SEA	P	10	510	61	51.0	1	0	0	1	7	71	1	41.9
16	Martin	BUF	P	5	234	65	46.8	1	0	1	0	1	6	3	41.6
17	*T. Taylor	CHI	P	12	554	60	46.2	1	0	0	2	7	41	5	41.1
18	Araiza	KC	P	5	256	63	51.2	2	0	1	0	2	12	3	40.8
19	Pinion	ATL	P	6	299	59	49.8	0	0	0	0	5	56	0	40.5
20	Townsend	HOU	P	7	323	60	46.1	0	1	3	1	1	1	2	40.3
21	Camarda	TB	P	6	268	51	44.7	0	0	1	0	3	32	2	39.3
22	Anger	DAL	P	7	347	59	49.6	0	0	0	1	5	72	1	39.3
23	Stout	BAL	P	6	248	57	41.3	0	0	0	1	3	16	2	38.7
24	Bojorquez	CLE	P	12	575	64	47.9	1	0	1	2	6	104	4	37.6
25	Scott	LAC	P	10	461	56	46.1	3	0	0	2	3	41	3	36.0
26	Stonehouse	TEN	P	9	494	63	54.9	0	2	0	0	8	99	2	35.9
27	Hekker	CAR	P	12	502	64	41.8	0	0	2	2	5	75	2	35.6

2024 NATIONAL FOOTBALL LEAGUE

NFL PUNT RETURN LEADERS

RANK	PLAYER	TEAM	POS	RET	FC	YDS	AVG	LONG	TD
1	Shaheed	NO	WR	3	1	60	20.0	47	0
2	Turpin	DAL	WR	5	0	96	19.2	60t	1
3	Darden	CLE	WR	5	0	72	14.4	28	0
4	Williams	ATL	RB	3	1	39	13.0	28	0
5	*D. Williams	SEA	CB	3	5	38	12.7	23	0
6	Dortch	ARI	WR	3	0	36	12.0	17	0
7	M. Jones	NE	CB	3	2	34	11.3	15	0
8	Carter	CHI	WR	6	1	65	10.8	20	0
9	Gipson	NYJ	WR	4	1	39	9.8	19	0
10	Tucker	LV	WR	5	2	44	8.8	21	0
11	Mims	DEN	WR	8	1	67	8.4	18	0
12t	Proche	CLE	WR	3	0	25	8.3	14	0
12t	Raymond	DET	WR	6	1	50	8.3	13	0
14	Austin	PIT	WR	9	0	74	8.2	16	0
15	*Jackson	TEN	WR	9	2	67	7.4	18	0
16	Jones	CIN	WR	5	1	31	6.2	10	0
17	*Cowing	SF	WR	3	1	15	5.0	8	0
18	Sims	HOU	WR	3	3	11	3.7	11	0

2024 NATIONAL FOOTBALL LEAGUE

NFL KICKOFF RETURN LEADERS

RANK	PLAYER	TEAM	POS	RET	YDS	AVG	LONG	TD
1	Dallas	ARI	RB	3	123	41.0	96t	1
2	Carter	CHI	WR	3	117	39.0	67	0
3	Abdullah	LV	RB	3	88	29.3	35	0
4	Ekeler	WAS	RB	3	83	27.7	35	0
5	*Gould	IND	WR	4	109	27.3	32	0
6	Kennedy	DET	WR	3	81	27.0	31	0
7	Gipson	NYJ	WR	5	134	26.8	33	0
8	*Jackson	TEN	WR	6	157	26.2	30	0
9	Blackshear	CAR	RB	11	285	25.9	31	0
10t	Gray	NYG	RB	6	150	25.0	30	0
10t	Shenault	SEA	WR	4	100	25.0	31	0
12	Darden	CLE	WR	4	97	24.3	28	0
13	Mims	DEN	WR	3	69	23.0	26	0
14	J. Thomas	DAL	DB	4	86	21.5	26	0

2024 NATIONAL FOOTBALL LEAGUE

NFL INTERCEPTION LEADERS

RANK	PLAYER	TEAM	POS	INT	YARDS	AVG	LONG	TD
1t	Ingram	BUF	DB	2	56	28.0	31t	1
1t	McKinney	GB	SAF	2	35	17.5	18	0
3t	Adebo	NO	CB	1	47	47.0	47	0
3t	Alexander	GB	CB	1	17	17.0	17	0
3t	Bates	ATL	FS	1	0	0.0	0	0
3t	Benford	BUF	CB	1	6	6.0	6	0
3t	Blankenship	PHI	SAF	1	1	1.0	1	0
3t	Branch	DET	CB	1	1	1.0	1	0
3t	*Bullock	HOU	SAF	1	0	0.0	0	0
3t	Davis-Gaither	CIN	LB	1	12	12.0	12	0
3t	Diggs	DAL	CB	1	1	1.0	1	0
3t	Echols	NYJ	CB	1	0	0.0	0	0
3t	D. Elliott	PIT	DB	1	0	0.0	0	0
3t	Flannigan-Fowles	SF	LB	1	0	0.0	0	0
3t	Ford	LAC	DT	1	3	3.0	3	0
3t	Harris	NO	DB	1	7	7.0	7	0
3t	Horn	CAR	CB	1	0	0.0	0	0
3t	Howden	NO	SAF	1	-5	-5.0	-5	0
3t	Humphrey	BAL	CB	1	0	0.0	0	0
3t	Izien	TB	DB	1	17	17.0	17	0
3t	Jackson	PIT	CB	1	49	49.0	49	0
3t	J. Johnson	CHI	CB	1	9	9.0	9	0
3t	J. Johnson	LAR	SS	1	0	0.0	0	0
3t	K. Joseph	DET	DB	1	0	0.0	0	0
3t	Kazee	PIT	SS	1	5	5.0	5	0
3t	Kendricks	DAL	MLB	1	8	8.0	8	0
3t	*Lassiter	HOU	CB	1	9	9.0	9	0
3t	Love	SEA	SS	1	0	0.0	0	0
3t	Mathieu	NO	FS	1	0	0.0	0	0
3t	McCollum	TB	CB	1	4	4.0	4	0
3t	Metellus	MIN	SAF	1	12	12.0	12	0
3t	Molden	LAC	CB	1	3	3.0	3	0
3t	*Muasau	NYG	LB	1	1	1.0	1	0
3t	Singleton	DEN	LB	1	21	21.0	21	0
3t	Smith	MIN	FS	1	0	0.0	0	0
3t	Smith	BAL	ILB	1	0	0.0	0	0
3t	Spillane	LV	LB	1	0	0.0	0	0
3t	Stevenson	CHI	CB	1	43	43.0	43t	1
3t	Stingley	HOU	CB	1	0	0.0	0	0
3t	Taylor-Britt	CIN	CB	1	0	0.0	0	0
3t	Trice	PIT	CB	1	0	0.0	0	0
3t	Van Ginkel	MIN	OLB	1	10	10.0	10t	1
3t	Warner	SF	MLB	1	25	25.0	25	0
3t	*Williams	GB	SAF	1	1	1.0	1	0
3t	Wilson	DAL	DB	1	0	0.0	0	0
3t	Er. Wilson	GB	LB	1	0	0.0	0	0
3t	Woolen	SEA	CB	1	4	4.0	4	0

2024 NATIONAL FOOTBALL LEAGUE

NFL SACK LEADERS

RANK	PLAYER	TEAM	POS	SACKS
1	Hutchinson	DET	DE	5.5
2t	P. Jones	MIN	LB	4.0
2t	White	NE	DE	4.0
4t	Crosby	LV	DE	3.0
4t	Gardeck	ARI	LB	3.0
4t	Landry	TEN	LB	3.0
4t	McDonald	NYJ	DE	3.0
4t	Rousseau	BUF	DE	3.0
4t	Taylor	NO	CB	3.0
10	Oweh	BAL	LB	2.5
11t	Baun	PHI	LB	2.0
11t	Bosa	LAC	LB	2.0
11t	Bosa	SF	DE	2.0
11t	Cooper	DEN	LB	2.0
11t	Dexter	CHI	DT	2.0
11t	Edwards	HOU	DE	2.0
11t	Ferrell	WAS	DE	2.0
11t	Garrett	CLE	DE	2.0
11t	Hendrickson	CIN	DE	2.0
11t	Kendricks	DAL	MLB	2.0
11t	Lawrence	DAL	DE	2.0
11t	Mafe	SEA	LB	2.0
11t	Miller	BUF	OLB	2.0
11t	Pinnock	NYG	SS	2.0
11t	D. Taylor	CHI	DE	2.0
11t	Van Ginkel	MIN	OLB	2.0
11t	Van Noy	BAL	MLB	2.0
11t	Walker	JAX	DE	2.0
11t	Watt	PIT	OLB	2.0
30t	Anderson	HOU	DE	1.5
30t	Buckner	IND	DT	1.5
30t	Granderson	NO	DE	1.5
30t	Hunter	HOU	DE	1.5
30t	Jarrett	ATL	DT	1.5
30t	Ch. Jones	KC	DE	1.5
30t	Judon	ATL	OLB	1.5
30t	Mack	LAC	OLB	1.5
30t	L. Williams	SEA	DE	1.5
39t	Adams	PIT	DT	1.0
39t	Adams	NYJ	SS	1.0
39t	Allen	DEN	DE	1.0
39t	Al-Shaair	HOU	LB	1.0
39t	Armstead	JAX	DE	1.0
39t	Barnes	ARI	LB	1.0
39t	Barnett	HOU	DE	1.0
39t	Bresee	NO	DT	1.0
39t	C. Campbell	MIA	DE	1.0
39t	Cashman	MIN	LB	1.0
39t	Clark	ARI	CB	1.0
39t	Clemons	NYJ	DE	1.0
39t	Collins	ARI	LB	1.0
39t	Conner	KC	DB	1.0
39t	Davis	NO	OLB	1.0
39t	Dennis	TB	LB	1.0
39t	Dugger	NE	SS	1.0

2024 NATIONAL FOOTBALL LEAGUE

NFL SACK LEADERS

RANK	PLAYER	TEAM	POS	SACKS
39t	Edmunds	CHI	MLB	1.0
39t	*Elliss	DEN	LB	1.0
39t	Fatukasi	HOU	DT	1.0
39t	Floyd	SF	DE	1.0
39t	Gardner	NYJ	CB	1.0
39t	Gary	GB	DE	1.0
39t	Givens	SF	DT	1.0
39t	Golston	DAL	DE	1.0
39t	Greenard	MIN	LB	1.0
39t	D. Hall	SEA	LB	1.0
39t	Hicks	CLE	MLB	1.0
39t	Highsmith	PIT	LB	1.0
39t	D. Hill	CIN	DB	1.0
39t	Hines-Allen	JAX	DE	1.0
39t	Jefferson	CLE	DE	1.0
39t	Joseph-Day	TEN	DT	1.0
39t	Lawrence	NYG	DT	1.0
39t	Leota	CAR	LB	1.0
39t	Lewis	IND	DE	1.0
39t	Lopez	ARI	DT	1.0
39t	McFadden	NYG	LB	1.0
39t	Nixon	GB	DB	1.0
39t	Ogbah	MIA	OLB	1.0
39t	Ojabo	BAL	LB	1.0
39t	Okereke	NYG	ILB	1.0
39t	Oliver	BUF	DT	1.0
39t	Oluokun	JAX	LB	1.0
39t	Onwuzurike	DET	DT	1.0
39t	Overshown	DAL	LB	1.0
39t	Parsons	DAL	LB	1.0
39t	Paye	IND	DE	1.0
39t	Perryman	LAC	MLB	1.0
39t	*Phillips	NYG	DB	1.0
39t	Phillips	MIN	DT	1.0
39t	Phillips	MIA	OLB	1.0
39t	Sanborn	CHI	LB	1.0
39t	Smith	CLE	DE	1.0
39t	Thomas	NYJ	DE	1.0
39t	Tomlinson	CLE	DE	1.0
39t	To'oTo'o	HOU	LB	1.0
39t	Tryon-Shoyinka	TB	LB	1.0
39t	*Turner	MIN	LB	1.0
39t	Turner	LAR	DT	1.0
39t	*Verse	LAR	LB	1.0
39t	Warner	SF	MLB	1.0
39t	Williams	PHI	DT	1.0
39t	Wright	CLE	DE	1.0
39t	Wyatt	GB	DT	1.0
39t	Young	LAR	LB	1.0

2024 NATIONAL FOOTBALL LEAGUE

NFL LEADERS IN FUMBLE RECOVERIES

RANK	PLAYER	TEAM	POS	TOTAL	OWN TEAM	OPP TEAM
1t	Burrow	CIN	QB	2	2	0
1t	Richardson	IND	QB	2	2	0
1t	Tolbert	DAL	WR	2	2	0
1t	Yiadam	SF	CB	2	1	1
5t	Allen	BUF	QB	1	1	0
5t	Anudike-Uzomah	KC	DE	1	0	1
5t	Baker	SEA	OLB	1	0	1
5t	Barkley	PHI	RB	1	1	0
5t	Belton	NYG	SAF	1	1	0
5t	Biadasz	WAS	C	1	1	0
5t	Bitonio	CLE	OG	1	1	0
5t	Byard	CHI	FS	1	0	1
5t	Chestnut	TEN	RB	1	0	1
5t	Chinn	WAS	SAF	1	0	1
5t	Collier	ARI	DE	1	0	1
5t	Collins	SF	DT	1	0	1
5t	Conner	KC	DB	1	0	1
5t	Darnold	MIN	QB	1	1	0
5t	Edwards	CHI	LB	1	0	1
5t	Fields	PIT	QB	1	1	0
5t	*Fiske	LAR	DT	1	0	1
5t	Foreman	CLE	RB	1	1	0
5t	Franks	CAR	TE	1	0	1
5t	Hawkins	NE	SAF	1	0	1
5t	Jenkins	CHI	OT	1	1	0
5t	Jewell	CAR	ILB	1	0	1
5t	D. Johnson	JAX	RB	1	1	0
5t	J. Jones	ARI	DT	1	0	1
5t	M. Jones	NE	CB	1	0	1
5t	Kohou	MIA	CB	1	0	1
5t	*Latu	IND	DE	1	0	1
5t	Mack	LAC	OLB	1	0	1
5t	Mason	SF	RB	1	1	0
5t	Mathieu	NO	FS	1	0	1
5t	Mayfield	TB	QB	1	1	0
5t	McBride	ARI	TE	1	1	0
5t	Melton	GB	WR	1	1	0
5t	Miller	LV	OT	1	1	0
5t	Okereke	NYG	ILB	1	0	1
5t	Onwenu	NE	OT	1	1	0
5t	Pratt	CIN	LB	1	0	1
5t	Robinson	ATL	RB	1	1	0
5t	Skinner	DEN	SAF	1	0	1
5t	Skule	TB	OT	1	1	0
5t	Stevenson	NE	RB	1	1	0
5t	Taylor	LAC	CB	1	0	1
5t	Trautman	DEN	TE	1	1	0
5t	Ji. Ward	MIN	LB	1	0	1
5t	Warren	PIT	RB	1	1	0
5t	Washington	JAX	WR	1	1	0
5t	Watt	PIT	OLB	1	0	1
5t	*Ca. Williams	CHI	QB	1	1	0
5t	Williams	BUF	LB	1	0	1
5t	Quin. Williams	NYJ	OLB	1	0	1
5t	Wyatt	GB	DT	1	0	1

2024 NATIONAL FOOTBALL LEAGUE

NFL LEADERS IN RECOVERIES OF FUMBLES BY OWN TEAM

RANK	PLAYER	TEAM	POS	REC	YARDS	AVG	LONG	TD
1t	Burrow	CIN	QB	2	0	0.0	0t	0
1t	Richardson	IND	QB	2	0	0.0	0t	0
1t	Tolbert	DAL	WR	2	0	0.0	0t	0
4t	Allen	BUF	QB	1	0	0.0	0t	0
4t	Barkley	PHI	RB	1	0	0.0	0t	0
4t	Belton	NYG	SAF	1	0	0.0	0t	0
4t	Biadasz	WAS	C	1	0	0.0	0t	0
4t	Bitonio	CLE	OG	1	0	0.0	0t	0
4t	Darnold	MIN	QB	1	0	0.0	0t	0
4t	Fields	PIT	QB	1	0	0.0	0t	0
4t	Foreman	CLE	RB	1	0	0.0	0t	0
4t	Jenkins	CHI	OT	1	0	0.0	0t	0
4t	D. Johnson	JAX	RB	1	0	0.0	0t	0
4t	Mason	SF	RB	1	0	0.0	0t	0
4t	Mayfield	TB	QB	1	0	0.0	0t	0
4t	McBride	ARI	TE	1	0	0.0	0t	1
4t	Melton	GB	WR	1	0	0.0	0t	0
4t	Miller	LV	OT	1	0	0.0	0t	0
4t	Onwenu	NE	OT	1	0	0.0	0t	0
4t	Robinson	ATL	RB	1	0	0.0	0t	0
4t	Skule	TB	OT	1	0	0.0	0t	0
4t	Stevenson	NE	RB	1	0	0.0	0t	0
4t	Trautman	DEN	TE	1	2	2.0	2	0
4t	Warren	PIT	RB	1	0	0.0	0t	0
4t	Washington	JAX	WR	1	0	0.0	0t	0
4t	*Ca. Williams	CHI	QB	1	0	0.0	0t	0
4t	Yiadam	SF	CB	1	0	0.0	0t	0

2024 NATIONAL FOOTBALL LEAGUE

NFL LEADERS IN RECOVERIES OF FUMBLES BY OPPOSING TEAM

RANK	PLAYER	TEAM	POS	REC	YARDS	AVG	LONG	TD
1t	Anudike-Uzomah	KC	DE	1	0	0.0	0t	0
1t	Baker	SEA	OLB	1	0	0.0	0t	0
1t	Byard	CHI	FS	1	0	0.0	0t	0
1t	Chestnut	TEN	RB	1	0	0.0	0t	0
1t	Chinn	WAS	SAF	1	0	0.0	0t	0
1t	Collier	ARI	DE	1	0	0.0	0t	0
1t	Collins	SF	DT	1	0	0.0	0t	0
1t	Conner	KC	DB	1	38	38.0	38t	1
1t	Edwards	CHI	LB	1	0	0.0	0t	0
1t	*Fiske	LAR	DT	1	8	8.0	8	0
1t	Franks	CAR	TE	1	0	0.0	0t	0
1t	Hawkins	NE	SAF	1	0	0.0	0t	0
1t	Jewell	CAR	ILB	1	0	0.0	0t	0
1t	J. Jones	ARI	DT	1	0	0.0	0t	0
1t	M. Jones	NE	CB	1	17	17.0	17	0
1t	Kohou	MIA	CB	1	0	0.0	0t	0
1t	*Latu	IND	DE	1	0	0.0	0t	0
1t	Mack	LAC	OLB	1	22	22.0	22	0
1t	Mathieu	NO	FS	1	0	0.0	0t	0
1t	Okereke	NYG	ILB	1	1	1.0	1	0
1t	Pratt	CIN	LB	1	0	0.0	0t	0
1t	Skinner	DEN	SAF	1	0	0.0	0t	0
1t	Taylor	LAC	CB	1	0	0.0	0t	0
1t	Ji. Ward	MIN	LB	1	5	5.0	5	0
1t	Watt	PIT	OLB	1	0	0.0	0t	0
1t	Williams	BUF	LB	1	0	0.0	0t	0
1t	Quin. Williams	NYJ	OLB	1	0	0.0	0t	0
1t	Wyatt	GB	DT	1	0	0.0	0t	0
1t	Yiadam	SF	CB	1	0	0.0	0t	0



OFF THE FIELD



[FRONT OFFICE & COACHING STAFF](#)

[PLAYER BIOS](#)

[ROSTER BREAKDOWN](#)

[2024 EAGLES STATISTICS](#)

[RECORD BOOK](#)

[NFL STATISTICS](#)

[OFF THE FIELD](#)



9/11 DAY MEAL PACK EVENT

LINCOLN FINANCIAL FIELD

SEPTEMBER 11, 2024

- | | |
|----------------------------|--------------------------------|
| S Reed Blankenship | P Braden Mann |
| DT Thomas Booker | QB Tanner McKee |
| TE Grant Calcaterra | T Laekin Vakalahi |
| LB Nakobe Dean | President Don Smolenski |
| DB Cooper DeJean | Legend Barrett Brooks |
| C Cam Jurgens | Legend William Thomas |
| LT Jordan Mailata | |

In observance of the 23rd anniversary of 9/11, the Eagles hosted a large-scale meal pack event at Lincoln Financial Field on Wednesday, September 11.

With September serving as Hunger Action Month, nearly 2,000 volunteers packed 700,000 meals for Philabundance, a local food bank that increases access to nutritious meals for those in need around Philadelphia. Eagles players, team legends, and President Don Smolenski joined volunteers to help pack meals in honor of the first responders and those lost and injured on 9/11.

The event, in partnership with 9/11 Day and AmeriCorps, was one of 21 large service events organized across the country by 9/11 Day in an effort to transform the anniversary into a national day of service and unity.



During the NFL season, Tuesdays are typically non-practice days for the team. Many Eagles players use this opportunity to give back to the Greater Philadelphia region through the Eagles Care Community Tuesday initiative.




EAGLES AUTISM FOUNDATION

Established on September 8, 2019, the Eagles Autism Foundation was formed to centralize the team’s autism activities into one organization, while strengthening its charitable mission to assist individuals and families affected by autism. Led by Chairman and CEO Jeffrey Lurie, the team’s commitment to raising funds for cutting-edge autism research and care programs has grown exponentially, raising more than \$30 million since launching the Eagles Autism Challenge in May 2018.

The Centers for Disease Control and Prevention estimates that one in 36 people living in the United States are on the autism spectrum. Autism is a complex neurological and developmental condition that expresses itself differently in each individual. While it has become one of the fastest-growing developmental disorders in the country, autism has historically been underfunded, misunderstood, and under-researched.

By delivering the necessary resources to leading institutions, and through year-round fundraising efforts that inspire and engage the community, the Eagles Autism Foundation is turning awareness into action.



Eagles Autism Challenge

presented by Lincoln Financial

Saturday, May 17, 2025




\$30 Million+ Raised Since 2018



The Eagles Autism Challenge presented by Lincoln Financial is a one-day bike ride and family-friendly 5K run/walk that donates 100% of participant-raised funds to institutions conducting innovative autism research and care.

The event features three cycling routes – Wawa Classic 30-Mile Ride, Wawa Shorti 10-Mile Ride, Wawa Junior 10-Mile Youth Ride – the FreedomPay 5K Run/Walk and the West Sensory Walk, which offers families and participants a shorter course around the outside perimeter of Lincoln Financial Field.

Due in large part to proceeds raised by the team’s signature event, the Eagles Autism Foundation has funded more than 125 research projects and community grants that specialize in treating and caring for those in the autism community.





EAGLES SENSORY ROOM

On August 4, 2019, the Eagles became one of the first sports franchises to build a state-of-the-art sensory room in its home venue. Now certified by KultureCity as a sensory-inclusive stadium, Lincoln Financial Field's Eagles Sensory Room presented by Children's Hospital of Philadelphia (CHOP) promotes an accommodating and positive experience for all guests and fans with sensory challenges.

The 500-square-foot, state-of-the-art sensory room, carefully designed by top medical professionals to ensure a quieter and more secure environment, received a complete refresh in 2023. The certification process included the training of every Eagles employee and stadium staff member.



SUPPORTING NEURODIVERSITY

To address the unemployment rate in the neurodiverse community, the Eagles Autism Foundation joined Wawa and Nouryon in funding a new Center City production facility for Popcorn for the People.

A nonprofit headquartered in Piscataway, NJ, Popcorn for the People works to create meaningful employment for neurodiverse individuals.

In collaboration with the involved partners, Wawa transformed its former 9th & South Street store into a new facility to expand the nonprofit's footprint in Philadelphia.

The organization hires and trains adults with autism and developmental disabilities to cook, prepare, and package popcorn in the new facility, with \$1 from every bag sold going towards the Eagles Autism Foundation to help fund future community grants.

Hand-crafted to perfection, Popcorn for the People is sold at Lincoln Financial Field and in Wawa's across the Greater Philadelphia region.




The Eagles Radiothon presented by Firsttrust Bank and the Green Family Foundation is a multi-day auction held on SportsRadio 94WIP that offers fans the opportunity to bid on exclusive sports and entertainment experiences involving their favorite Eagles players and 94WIP radio personalities.



Designed specifically for guests with autism and developmental disabilities, Eagles Huddle Up for Autism has raised more than \$1 million for CHOP's Center for Autism Research since 2009. The family-friendly event is held annually at Lincoln Financial Field.



Through the Eagles Autism Foundation 50/50 Raffle presented by DraftKings, one lucky fan at every Eagles home game walks away a winner. Fans can purchase tickets for a 50/50 drawing at Lincoln Financial Field for a chance to win half the jackpot. The other half supports the Eagles Autism Foundation.





EAGLES AUTISM FOUNDATION PRACTICE JERSEYS

The Eagles dedicate a training camp practice each season to the Eagles Autism Foundation by wearing specially designed jerseys to elevate the Foundation’s platform and showcase the team’s commitment of turning autism awareness into action.

The exclusive, one-of-a-kind jerseys feature Energy Green numbers and nameplates, along with the Eagles Autism Foundation logo prominently displayed on the front side and shoulder.

Each jersey is signed by the player who wore it and is then auctioned through the annual Eagles Radiothon.



My Cause My Cleats is an NFL initiative that empowers players to showcase their commitment to the causes they support through creative artwork and custom designs on their game cleats.



TRAINING CAMP PRACTICES

Training camp practices at Lincoln Financial Field serve as a vehicle to drive critical funds for autism research and care. All ticket proceeds from the public practices benefit the Eagles Autism Foundation.



TEAM 62 CELEBRITY BARTENDING EVENT

To help raise funds for Team 62 and the Eagles Autism Foundation, Eagles Legend Jason Kelce hosts an annual celebrity bartending event at the Ocean Drive in Sea Isle City, NJ. Through its first four years, the event has raised more than \$1.6 million for autism research and care programs.



NEURODIVERSE GAMEDAY STAFF

To further the team’s ongoing commitment to creating employment opportunities for the autism community, the Eagles Autism Foundation matches skills and abilities with the most appropriate gameday roles. Resources, such as a Board Certified Behavior Analyst, are provided to the more than 20 individuals involved in the employment program.



ALL ABILITIES CLINICS

The All Abilities Series consists of traditional football, cheer, drumline, STEM, and fitness clinics that offer accessible elements to support members of the autism community. Individuals across the lifespan enjoy an inclusive environment that offers an experience for those with special needs to participate alongside their peers. This includes trained volunteers, smaller group sizes, a visual schedule for step-by-step guidance on how to prepare, as well as a quiet space.





As proud Philadelphians who take their responsibility to the community seriously, the Eagles believe there is no offseason to good citizenship.

Since Jeffrey Lurie became Chairman and CEO in 1994, the Eagles have been a constant presence in the community. Their commitment to supporting the Greater Philadelphia region, and Eagles fans everywhere, authentically presents itself in everything the team does off the field. Under Lurie's leadership, and by leveraging their platform as a professional sports team, the Eagles set out to inspire, motivate, and effect change.

By leveling the playing field for children of all ages and backgrounds, forming collaborative partnerships with area-based nonprofits, providing grants to social justice organizations, and more, the Eagles are giving back in tangible ways that have the power to positively impact the lives of individuals everywhere.

The team takes great pride in serving its fans, local nonprofits, and the region at large, because to the Eagles, making the community proud is just as important off the field as it is on it.



COMMUNITY TUESDAYS

During the NFL season, Tuesdays are typically reserved as non-practice days for the team.

Many Eagles players use this opportunity to give back to residents in the Greater Philadelphia region through the Eagles Care Community Tuesday initiative.

Eagles players visit Children's Hospital of Philadelphia, elementary schools, food pantries, retirement facilities, Eagles Care partners, and more.



EAGLES CARE

The Eagles Care initiative, built off the belief that strong nonprofits build strong communities, connects the team with local organizations and works to strengthen each partner's impact on the community.

Through these partnerships, the Eagles devote their attention, support, and resources to ensure that each nonprofit's work is being amplified. Since 2013, the team has welcomed 30 nonprofits to the Eagles Care family.



EAGLES EYE MOBILE

The Eagles Eye Mobile powered by Vision To Learn travels to communities throughout the School District of Philadelphia, offering comprehensive eye exams and, if needed, prescription eyeglasses and follow-up care at no cost to families.

The Eagles Eye Mobile, which was founded by former Eagles Pro Bowl guard Jermaine Mayberry, has impacted more than one million children in the Greater Philadelphia area since 1996.

EAGLES SOCIAL JUSTICE FUND OF THE PHILADELPHIA FOUNDATION

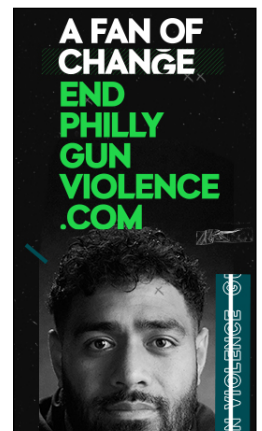

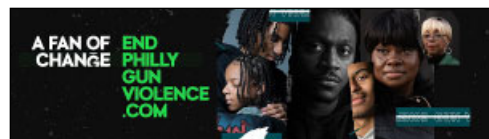
Established in 2018, the Eagles Social Justice Fund was formed to provide grants to organizations that work to reduce barriers to equal opportunity, with a specific focus on education, community and police relations, improving the criminal justice system, and other initiatives targeting poverty, racial equality, and workforce development in the Greater Philadelphia area.

The Eagles Social Justice Leadership Council is led by a panel of players and club executives who work to identify potential grant recipients and secure contributions to the Fund, which is built through one-to-one matching donations by players and the club.

Through the first six years, the program has provided area-based organizations with more than \$2.3 million in funding.



The Eagles' anti-gun violence campaign is aimed at combating the violence that thousands of Philadelphia residents face in their neighborhoods. In conjunction with local nonprofits and the City, the team created a resource website, EndPhillyGunViolence.com, which has been designed to aggregate information and steer young people to proven and effective help.







YOUTH FOOTBALL

The Eagles are dedicated to inspiring the next generation of Eagles fans by increasing participation in youth football across the Greater Philadelphia area.

The team accomplishes this through program development, equipment donations, and financial support. League platforms (NFL PLAY 60, NFL FLAG, Eagles Football Academy, 7v7 Tournaments) and grassroots partnerships (Leveling the Playing Field, Every Kid Sports, Positive Coaching Alliance) ensure that the game is being taught properly and setting the next generation up for success on the field.



"FLYING FORWARD" WITH INNOVATION



To help address the disparities in sports equipment for young female athletes, the Eagles launched a new sports bra line, FLY:FWD, in partnership with Operation Warm. The product has been conceptualized, engineered, and manufactured specifically for young girls and women competing in sport. The Eagles are the first NFL team to support female athletes through the donation of sports bras.

The first official set of FLY:FWD sports bras were distributed to female athletes at Northeast High School in August 2023. The event, supported by the Women's Sports Foundation (WSF), featured Eagles quarterback Jalen Hurts, International Boxing Hall of Fame World Champion and WSF Past President Laila Ali, two-time World Cup Champion and two-time Olympic

Gold Medalist Carli Lloyd, and Women's Professional Tackle Football Pioneer and Philanthropist Qiana "Star" Wright.

In the program's first year, FLY:FWD sports bras were distributed to 30,000 girls in need throughout the Greater Philadelphia area.

The Eagles and Operation Warm announced this long-term, strategic partnership in February 2023, expanding on the team's unprecedented \$100,000 equipment donation the year prior.

Recognizing the lack of access to female-specific sports equipment, the Eagles purchased approximately 6,000 sports bras in January 2022, which were then donated to Leveling the Playing Field to ensure every girl in need in the School District was equipped with a sports bra for competition.



EAGLES GIRLS FLAG INITIATIVE

To support and promote female participation in sport, the Eagles launched the state’s first girls high school flag football league in 2022, featuring schools from the Philadelphia Public and Catholic Leagues. Within the first three seasons, the program expanded from 16 teams to 65 with the sport’s popularity also growing on the western side of the state.

In July 2023, the PIAA designated girls flag football as an emerging sport in Pennsylvania. Less than a year later, in May 2024, the PIAA Board of Directors voted unanimously to take the first step in sanctioning girls flag football in the state.

The Eagles’ support for girls flag football also includes the facilitation of learn-to-play, coaching, and officiating clinics, a girls flag sports performance combine, girls flag jamborees, and the girls flag championships, which have been hosted at the NovaCare Complex and Lincoln Financial Field.





The bond shared between the Eagles and their fans has always been a special one. It is a relationship that has existed for generations and is one that continues to grow stronger.

The Eagles are inspired by the year-round support they receive and it is that relentless passion that drives the organization to further connect with fans through unique experiences and programs.

Annual events like Women’s Football Festival, Yoga on the Field, the Eagles Draft Party, Kids Club activities, Battle at the Beach, and training camp public practices, among others, have enabled fans to connect with their favorite team, players, and franchise legends on a deeper level. Many of these programs have even developed into family traditions for some, bringing together loved ones from all around the country.

On and off the field, in season and out, the Eagles are proud to celebrate their fans in a variety of ways.





GO GREEN

INNOVATE. SUSTAIN.



The Eagles’ sustainability journey began in 2003 with the opening of Lincoln Financial Field. Since then, the team’s Go Green program has transformed into a company-wide, internationally recognized effort that works year-round to reduce the organization’s environmental footprint in a financially responsible manner.

With the help of partners and fans, the Eagles have developed a multi-operational action plan that incorporates green energy production, recycling, composting, energy efficiency, ocean conservation, and reforestation, among other ventures.

The Eagles, who wear the color “green” with pride, are committed to serving as proud environmental stewards for a community that gives so much to them throughout the year.

PARTNERS IN SUSTAINABILITY



“SUSTAINABLE” SUCCESS



In June 2024, Lincoln Financial Field received LEED Platinum certification from the U.S. Green Building Council for its commitment to operational sustainability. Through design, construction, and operation practices that improve environmental and human health, LEED-certified buildings are helping to make the world more sustainable.



The Eagles are the first professional sports team in the world to receive the prestigious ISO 20121 Event Sustainability Management System certification.

ISO 20121 is an international standard designed to help organizations in the event and hospitality industry integrate sustainability into their management operations.



The Eagles are the first professional sports team in the U.S. to offset team travel emissions through Ocean Conservancy’s Blue Playbook. The Eagles work closely with Ocean Conservancy and The Ocean Foundation on seagrass and mangrove coastal restoration efforts in Puerto Rico’s Jobos Bay National Estuarine Research Reserve.



In September 2020, Lincoln Financial Field achieved Global Biorisk Advisory Council (GBAC) STAR accreditation. Under the guidance of GBAC, a Division of ISSA, the worldwide cleaning industry association, Lincoln Financial Field was recognized for implementing stringent protocols in the areas of cleaning, disinfection, and infectious disease prevention.

SUSTAINABILITY & ENVIRONMENTAL BIRDSEED

- First NFL stadium to recycle beverage containers through the utilization of reverse vending machines
- First professional sports team in North America to install a hydrogen refueling station to power its passenger vehicles
- First professional sports team in Philadelphia to switch from plastic straws to an eco-friendly alternative made from 100% renewable resources
- 10,456 solar panels have positioned Lincoln Financial Field to be among the greenest major sports facilities in the world
- Diverts more than 99% of waste from landfills through the team’s energy-from-waste program
- Installation of water filtration fountains at the team’s facilities has eliminated the use of more than one million plastic water bottles
- Implemented a closed-loop recycling program that collects bottle caps and turns them into new material for use at the stadium
- In partnership with West Pharmaceutical Services, 20 trees are planted for every successful field goal made by the Eagles
- The Bellwether District invests in community cleanup projects around Philadelphia for every touchdown scored by the Eagles
- Achieved a 50% wattage reduction by replacing the stadium’s lights with patented, high-powered LED lighting technology
- Staff is equipped with sustainable rain ponchos made from sugarcane ethanol, a renewable raw material that has a carbon-negative life cycle



Home to the Super Bowl LII Champion Philadelphia Eagles, Lincoln Financial Field is a prime destination for world-class entertainment that offers a high-quality experience to fans in a safe, clean, and friendly environment.

In addition to Eagles home games, Lincoln Financial Field has become famous for showcasing high-profile sporting events and attractions throughout the year.

Since opening in August 2003, Lincoln Financial Field has played host to 51 star-studded concerts, 32 soccer matches featuring the world's most distinguished clubs, WrestleMania XL, the iconic Army-Navy Game, NHL Stadium Series, NCAA Men's Lacrosse Championships, Monster Jam, Temple University football, and many other marquee events. Looking ahead to 2026, Lincoln Financial Field will serve as one of 16 North American venues to host the FIFA World Cup.

A state-of-the-art facility located in the heart of Philadelphia, Lincoln Financial Field has become one of the world's most admired stadiums for sports and entertainment due to its commitment to the fan experience.

FACTS & FIGURES

Broke Ground	May 7, 2001
Opened	August 3, 2003
Revitalized	Feb. 2012 - Aug. 2014
Capacity	69,879
Solar Panels	10,456
Playing Surface	Bermuda Grass
North End Zone HD Video Board	5,184 square feet
South End Zone HD Video Board	4,320 square feet
Concerts	51
Soccer Matches	32
Executive Suites	174
Concessions	62
Wi-Fi Connections	46,000
Home Record (Regular Season + Playoffs)	116-76-1
Twitter	@LFFStadium






HOME TO THE SUPER BOWL LII CHAMPION PHILADELPHIA EAGLES



WORLD TOURS & CONCERTS

- August 18, 2024 P!nk
- August 6-7, 2024 Zach Bryan
- June 11, 2024 Rolling Stones
- June 8, 2024 Kenny Chesney
- July 28-29, 2023 Luke Combs
- July 12, 2023 Beyoncé
- June 16, 2023 Billy Joel & Stevie Nicks
- June 3, 2023 Ed Sheeran
- May 12-14, 2023 Taylor Swift
- August 31, 2022 Rammstein
- July 14, 2022 The Weeknd
- June 18, 2022 Kenny Chesney
- June 8, 2022 Coldplay
- July 23, 2019 The Rolling Stones
- September 27, 2018 Ed Sheeran
- July 30, 2018 Jay-Z & Beyoncé
- July 13-14, 2018 Taylor Swift
- June 9, 2018 Kenny Chesney
- June 18, 2017 U2
- May 12, 2017 Metallica
- September 29, 2016 Beyoncé
- August 6, 2016 Coldplay
- July 14, 2016 Guns N' Roses
- June 25, 2016 Kenny Chesney
- June 5, 2016 Beyoncé
- September 1, 2015 One Direction
- August 30, 2015 Kevin Hart
- July 11, 2015 Kenny Chesney
- June 12-13, 2015 Taylor Swift
- August 15, 2014 Luke Bryan
- August 13-14, 2014 One Direction
- July 19-20, 2013 Taylor Swift
- June 8, 2013 Kenny Chesney
- June 16, 2012 Kenny Chesney
- August 6, 2011 Taylor Swift
- July 14, 2011 U2
- June 18, 2011 Kenny Chesney
- June 27, 2009 Kenny Chesney
- July 19, 2008 Kenny Chesney
- June 23, 2007 Kenny Chesney
- August 8, 9 & 11, 2003 Bruce Springsteen





NATIONAL & INTERNATIONAL SOCCER MATCHES



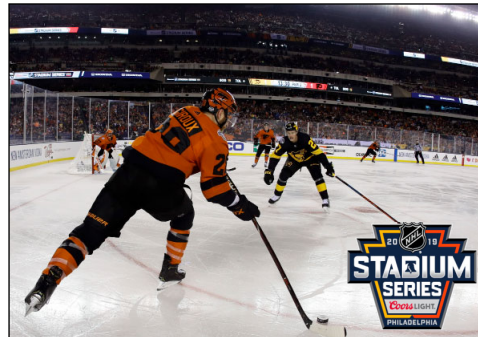
2026 FIFA WORLD CUP

Lincoln Financial Field has been selected as a 2026 FIFA World Cup host venue. It is one of 16 stadiums across the United States, Canada, and Mexico to earn the prestigious honor.



- July 31, 2024
 - March 22, 2024
 - October 17, 2023
 - July 23, 2023
 - July 22, 2023
 - August 29, 2019
 - June 30, 2019
 - July 25, 2018
 - July 19, 2017
 - June 14, 2016
 - June 11, 2016
 - June 9, 2016
 - July 26, 2015
 - August 2, 2014
 - August 11, 2012
 - August 10, 2011
 - July 23, 2011
 - May 29, 2010
 - May 15, 2010
 - April 10, 2010
 - July 18, 2009
 - September 13, 2008
 - November 6, 2004
 - August 2, 2004
 - July 28, 2004
 - September 25, 2003
 - September 20, 2003
 - August 3, 2003
- Rivals in Red Tour:**
 Arsenal vs. Liverpool FC
 Argentina vs. El Salvador
MexTour: Mexico vs. Germany
Premier League Summer Series:
 Newcastle United FC vs. Aston Villa FC
 Fulham FC vs. Brentford FC
Premier League Summer Series:
 Chelsea FC vs. Brighton & Hove Albion FC
Victory Tour: USWNT vs. Portugal
Gold Cup: USMNT vs. Curacao
Gold Cup: Jamaica vs. Panama
 Bayern Munich vs. Juventus
Gold Cup: USMNT vs. El Salvador
Gold Cup: Costa Rica vs. Panama
Copa America: Chile vs. Panama
Copa America: USMNT vs. Paraguay
Copa America: Uruguay vs. Venezuela
CONCACAF Gold Cup Final:
 Mexico vs. Jamaica
 AS Roma vs. Inter Milan
 Real Madrid vs. Celtic
 USMNT vs. Mexico
 Philadelphia Union vs. Real Madrid
 USMNT vs. Turkey
 Philadelphia Union vs. FC Dallas
 Philadelphia Union vs. DC United
Gold Cup: USMNT vs. Panama
Gold Cup: Canada vs. Honduras
 USWNT vs. Ireland
 USWNT vs. Denmark
 AC Milan vs. Chelsea
 Manchester United vs. Glasgow Celtic
 Women's World Cup
 Women's World Cup
 Manchester United vs. FC Barcelona

SIGNATURE & ANNUAL EVENTS





The Eagles Cheerleaders, comprised of both women and men, serve as entertainers and global brand ambassadors for the organization.

Careers of current squad members include an analytical chemist, United States Air Force 2nd Lieutenant, pediatric oncology researcher, special education teacher, engineer, and medical illustrator.

The 32 members of the squad are socially conscious individuals with inspiring life experiences, utilizing their platform to make a positive impact through humanitarian work and participating in overseas goodwill military tours.

They are passionately involved in engaging today's youth and furthering the mission of the Eagles Autism Foundation. The squad is diverse, celebrates authenticity, and embraces meaningful connections with fans.

In addition to Eagles home games, the Eagles Cheerleaders perform on stage with top musical artists and appear at some of the world's most distinguished events.

